



2010-2011  
**TULANE**  
GREEN WAVE™

**Women's Basketball Guide**

**Danielle Nunn**

Senior • Guard/Forward  
2010 All Conference USA  
2010 C-USA Tournament MVP

**Roshaunda Barnes**

Senior • Point Guard

**Brittany Lindsey**

Senior • Forward

**Tiffany Aldoo**

Senior • Guard/Forward

2010 All-Louisiana

2010 All C-USA Tournament





# 2010-11 Women's Basketball Guide



Table of Contents.....	1
Credits, Schedule .....	1
Media Information .....	2-3
History of the Green Wave .....	2
Tulane Athletic Media Relations .....	3
Directions to Fogelman Arena .....	3
TulaneGreenWave.com.....	3
Fogelman Arena .....	4
Practice Facility .....	5
Roster .....	6
Pronunciation Guide.....	6
2009 Quick Facts.....	6

## Outlook/Staff

2009 Outlook .....	7-9
Head Coach Lisa Stockton .....	10-12
Assistant Coach Alan Frey .....	13
Assistant Coach Shondra Johnson .....	13-14
Assistant Coach Doshia Woods .....	14
Support Staff .....	15-16
Tulane Administration .....	17-18

## Meet The Team

Tiffany Aidoo .....	19-20
Roshaunda Barnes.....	20-21
Brett Benzio.....	22-23
Olivia Grayson .....	23
Janique Kautsky .....	24
Brittany Lindsey .....	24-25
Chantel McDonald.....	26
Danielle Nunn.....	26-27
Tyria Snow.....	28
Whitney Bibbins.....	28
Brooke Blankenship, Kacy Hardie	
Katy Magee, Rhea Neslon.....	29
Laura Stokes, Ashley Westby.....	30
2010-11 C-USA Composite Schedule .....	31

## Review

2009-10 Season Notes.....	32-33
2009-10 Stats/Results .....	34
2009-10 Game-By-Game Stats .....	35
Game Recaps.....	36-46

## History

Tulane in the Postseason .....	47-48
Tulane & Conference Tournaments.....	49
Tuland/DoubleTree Classic .....	50
In-Season Tournaments .....	51
All-Americans .....	52-53
Honor Roll.....	54
25th Anniversary Team .....	55
Year-By-Year Results .....	56-59
Series Results .....	60-63
Series History .....	64
All-Time Letterwinners .....	65-66
1,000-Point Club.....	67-69

## Records

Career Records .....	70-71
Individual Single-Season Records.....	72-73
Individual Single-Game Records .....	74
Team Season Records .....	75
Team Single-Game Records .....	76



Tulane University is an equal opportunity institution whose programs, services, activities and operations are without discrimination as to sex, color or national origin, and are not opposed to qualified handicapped persons.

## 2010-11 Schedule

### NOVEMBER

13	<b>SOUTH ALABAMA</b> .....	7:00 p.m.
16	<b>MISSISSIPPI STATE</b> .....	7:00 p.m.
20	at Stephen F. Austin .....	7:00 p.m.
23	at LSU .....	7:00 p.m.
27	vs. Portland State^.....	4:30 p.m.
28	vs. Cal or Cal St. Fullerton^.....	TBA

### DECEMBER

3	<b>ST. JOSEPH'S'</b> .....	7:00 p.m.
5	<b>DETROIT'</b> .....	4:00 p.m.
17	<b>LOUISIANA TECH</b> .....	7:00 p.m.
20	at Louisiana-Monroe .....	7:00 p.m.
28	<b>NICHOLLS STATE</b> ® .....	6:00 p.m.
29	<b>CHARLOTTE</b> or <b>ODU</b> ® .....	TBA

### JANUARY

3	<b>SOUTHEASTERN LA</b> .....	7:00 p.m.
6	<b>SMU*</b> .....	7:00 p.m.
9	at <b>UAB*</b> .....	4:00 p.m.
13	<b>EAST CAROLINA*</b> .....	7:00 p.m.
16	at Marshall* .....	1:00 p.m.
20	<b>SOUTHERN MISS*</b> .....	7:00 p.m.
23	at Tulsa* .....	7:00 p.m.
27	<b>RICE*</b> .....	2:00 p.m.
30	<b>UTEP*</b> .....	7:00 p.m.

### FEBRUARY

3	at SMU* .....	7:00 p.m.
6	<b>HOUSTON*</b> .....	1:00 p.m.
13	at UTEP* .....	3:00 p.m.
17	at UCF* .....	6:00 p.m.
20	<b>MEMPHIS*</b> .....	5:00 p.m.
24	at Rice* .....	7:00 p.m.
27	<b>TULSA*</b> .....	2:30 p.m.

### MARCH

5	at Houston* .....	2:00 p.m.
9-12	at C-USA Championship .....	TBA (El Paso, Texas • Host: UTEP)

### NCAA Postseason

March 19-21 • NCAA 1 <sup>st</sup> & 2 <sup>nd</sup> Rounds .....	TBA
March 26-28 • NCAA Regionals .....	TBA
April 3, 5 • NCAA Women's Final Four ....	TBA (Indianapolis, Ind.)

^Colliers International Classic (Berkeley, Calif.)

!Big Easy Classic (Fogelman Arena)

@Tulane/DoubleTree Classic (Fogelman Arena)

\*denotes Conference USA game

**BOLD CAPS** denotes home game at Fogelman Arena  
all times central and subject to change

### Credits

*The 2010-11 Tulane University Women's Basketball Guide is a publication of the Tulane Office of Athletic Communications.*

**Written and Edited By:** Richie Weaver

**Editorial Assistance:** Greg Campbell, Roger Dunaway and Brian Miller

**Design and Layout:** Richie Weaver

**Photography:** Parker Waters, Dave Browning, Paula Burch, Ned Dishman, Sean Gardner, Tyler Kauffman, Barry Lawrence, Joe Murphy, Erik Schelkun, Jerry Ward, New Orleans Metropolitan Convention and Visitors Bureau.



The staff of the Tulane University Athletic Communications Office will be available throughout the 2010-11 women's basketball season to accommodate any media requests. Following are some guidelines that should make it easier for media members to cover the Green Wave volleyball team. Any additional questions should be directed to Richie Weaver, Assistant Director of Athletic Communications.

## Press Credentials

Credentials for all Tulane games are for working media only. Spouses, dates, children or other non-workers are not permitted in the working media areas. Requests for media credentials should be made in writing on appropriate letterhead at least 48 hours prior to the game. Requests should be directed to Richie Weaver, Assistant Director of Athletic Communications. Requests from the media covering visiting teams will be confirmed with that team's media relations director. Credentials can be picked up at the main ticket booth at Fogelman Arena.

## Photo Credentials

Only photographers on assignment and members of the television media will be given photo credentials. Accredited photographers are allowed on the court in designated areas.

## Game Services

The Tulane Athletic Communications staff will be at your service throughout the match. All media will be provided with game programs, rosters, media guides, game notes and other pertinent information. Computer-generated statistics will be available at the conclusion of each game. Information provided includes play-by-play and individual and team statistics in standard NCAA box score format.



## Telephones

Long distance telephone lines will be available at press row. These phones require collect calls or a credit card for billing. Any special requests should be made at least two weeks prior to the game.

## Post Game Interviews

Head coach Lisa Stockton and requested players will be available to the media after each game following a customary 15-minute cooling down period. The Tulane locker room will not be open to the media. Each visiting team will set its own post-game policy.

## Interview Policy

All Tulane players and coaches will be available throughout the 2010-11 season for interviews with members of the news media. It is important, however, that all requests for interviews be made through the Tulane Athletic Communications Office at (504) 314-7232. This policy allows us to arrange a time that will not interfere with a student-athlete's academic schedule, which has top priority. No student-athlete's home phone number will be released to ensure the player's privacy away from the court.

## Calling Coach Stockton

The best way to reach head coach Lisa Stockton is through the Athletic Communications Office at (504) 314-7232.

## Tulane Website

Notes, releases, statistics and other pertinent information are available at Tulane's official athletic website – [www.tulanegreenwave.com](http://www.tulanegreenwave.com). Updated season statistics will be available following each game. The Green Wave web page also has profiles and features on Tulane coaches and student-athletes, on-line ticket sales and free Tulane sports updates delivered weekly to registered e-mail accounts.

## Conference USA

Updated statistics, results and information on Conference USA and its member institutions are available on the conference's website at [www.conferenceusa.com](http://www.conferenceusa.com).


## History of the Green Wave

From 1893 to 1919, the athletic teams of Tulane were known as the Olive and Blue. In 1919, the Tulane Weekly, one of Tulane's many student newspapers at the time, began calling the football team the Greenbacks.

On Oct. 20, 1920, Earl Sparling, the editor of the Tulane Hullabaloo, wrote a football song which was printed in the newspaper. The song was titled "The Rolling Green Wave." Although the name was not immediately adopted, it began to receive acceptance. A month later, a report of the Tulane-Mississippi A&M game in the Hullabaloo referred to the team as the Green Wave.

By the end of the season, the Hullabaloo was using the term Green Wave to refer to all Tulane athletic teams, as were many daily papers, although as late as 1923, the name Greenbacks was still in use.

In its infancy, Tulane's mascot was depicted as a pelican riding on a surf board. The surfing pelican image lasted for more than 50 years.



The "Greenie" was adopted in 1955. It was created by John Chase, a local cartoonist who drew the covers of the Tulane football program and those of many teams throughout the South.

When Dr. Rix Yard became the athletic director in 1963, he felt Tulane needed a more virile symbol for its teams. Working with Eldon Endacott, the manager of the Tulane bookstore, he arranged for a new mascot to be created. Several sketches were submitted by Art Evans, art director for Angelus-Pacific, Co., in Fullerton, Calif.

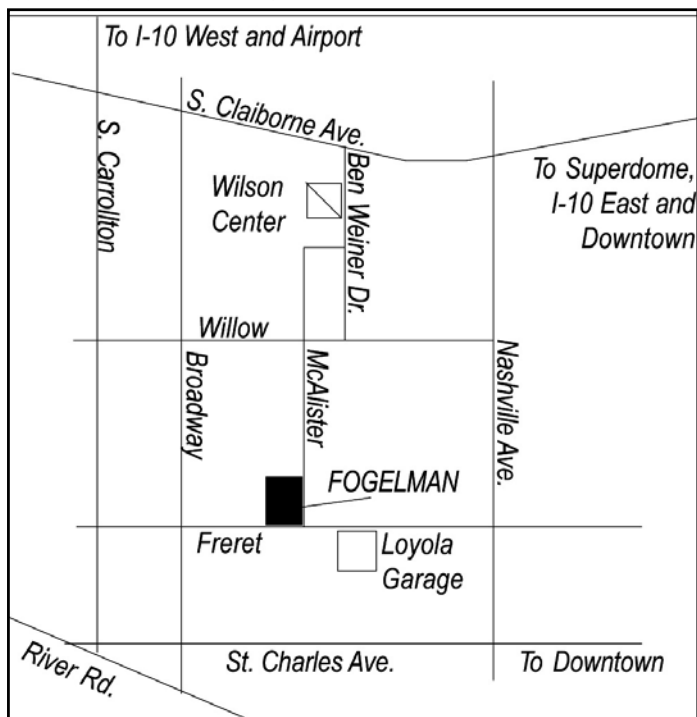
The angry-looking wave was adopted in 1964, and the block "T" with waves became the Tulane athletics logo in 1986.

Tulane unveiled a new family of marks in August 1998. The new logos featured the return of the pelican to the Green Wave look, along with the use of a "T" with a modern "wave" as a primary logo mark. A new pelican mascot was introduced and given the name Riptide by a vote of Tulane students.



## Getting To Fogelman Arena

**FROM THE WEST** (Airport, Metairie, Kenner, Baton Rouge): Exit Interstate 10 East at the Airline/Tulane/Carrollton exit and follow signs to South Carrollton Avenue. Remain on Carrollton five traffic signals to South Claiborne Avenue and continue past Claiborne to the first u-turn. Make the u-turn and turn right on Claiborne. Remain on Claiborne one traffic signal to Broadway Street and turn right. Remain on Broadway two signals to Freret Street and turn left. Once getting into the campus area, Fogelman Arena is the third building on the left.



**FROM THE EAST** (Downtown, French Quarter, Slidell): Exit Interstate 10 West at US 90/ South Claiborne Avenue (which exits left off the interstate). Remain on Claiborne seven traffic signals to Nashville Avenue and turn left. Stay on Nashville one traffic signal to Freret Street and turn right. Fogelman is on the right and the first building past the third traffic signal.

**MEDIA PARKING**, which is very limited, is on the west side of the arena, between Fogelman and Joseph Merrick Jones Hall. Other available parking is in the Loyola University parking garage (next to the Tulane campus on the south side of Freret).

## TulaneGreenWave.com

The Tulane University Athletics website, TulaneGreenWave.com, features breaking news, results, student-athlete and coaches bios, photos and more through Tulane's partnership with CBS College Sports Online.

In addition, the TulaneGreenWave.com also provides fans the opportunity to follow the Wave from afar live via the World Wide Web.

Green Wave All-Access is a subscription service which offers live audio and video of all Tulane home contests and select away ballgames. Green Wave All-Access also gives its subscribers video from Tulane's baseball, football, as well as men's and women's basketball games, in addition to live audio broadcasts of all football, men's and women's basketball and baseball games.

GameTracker offers a free look at live stats for all Tulane sporting events as they happen. Updated in real time, GameTracker uses flash animation to give the viewer play-by-play updates of the match, as well as in-game and season statistics.



## Tulane Athletic Communications Office

### Roger Dunaway

Assistant Athletics Director



**Office:** (504) 862-8240  
**Cell:** (504) 452-2906

**E-Mail**  
roger@tulane.edu

**Sport Assignments**  
Football, Women's Golf

### Brian Miller

Associate Director



**Office:** (504) 314-7219  
**Cell:** (504) 390-6772

**E-Mail**  
bmiller@tulane.edu

**Sport Assignments**  
Asst. Football, Men's Basketball, Men's Tennis

### Richie Weaver

Assistant Director



**Office:** (504) 314-7232  
**Cell:** (504) 352-5802

**E-Mail**  
rweaver@tulane.edu

**Sport Assignments**  
Asst. Football, Women's Basketball, Women's Tennis, Swimming & Diving

### Greg Campbell

Assistant Director



**Office:** (504) 314-7271  
**Cell:** (504) 615-8059

**E-Mail**  
ccampbe1@tulane.edu

**Sport Assignments**  
Volleyball, Baseball, CC/Track & Field

### Mailing & Overnight Address

Tulane University  
Athletic Media Relations  
James W. Wilson, Jr. Center  
Ben Weiner Drive  
New Orleans, LA 70118

**Office Phone** ..... (504) 865-5506  
**Office Fax** ..... (504) 865-5512  
**Fogelman Press Row** .. (504) 862-8122  
**Web** ..... www.TulaneGreenWave.com



# Fogelman Arena

TULANE UNIVERSITY

*One of the toughest places for opponents to play due to fans' close proximity to the court, Fogelman Arena has been the home to the Tulane women's basketball since 1975*

Located in the center of the Tulane campus, Avron B. Fogelman Arena is the home of the Green Wave men's and women's basketball and volleyball teams. Fogelman Arena provides Tulane teams and fans with a true home-court advantage with its size and unique design, which has translated into the many wins by all three programs.

In the summer of 2002, Fogelman underwent a facelift as the entire arena received a new coat of paint, the floor was redesigned, and, for the first time, air conditioning was installed in the arena.

In 2006, the original floor of Fogelman Arena was replaced with a state-of-the-art spring-mounted flooring, further enhancing the playing experience for Tulane student-athletes.

Now, the Tulane volleyball and men's and women's basketball teams practice and play in air-conditioned comfort while Tulane fans enjoy the best in Conference USA competition. One of the most difficult arenas for opposing teams to play in due to the Green Wave fans' close proximity to the playing surface, Fogelman Arena served as the host site of the 1999 and 2009 Conference USA Women's Basketball Championship and, for the first time in school history, hosted the C-USA Volleyball Tournament in 2003.

Fogelman Arena, one of the most historic facilities in college athletics, celebrates its 75th year as the home of the Green Wave in 2010-11, including the 35th year as the home court of the Tulane women's basketball team.

Construction for the original facility was funded by the Green Wave football team's appearance in the 1932 Rose Bowl. Some \$80,000 was earmarked toward the building of a gymnasium. In fact, the facility was unofficially referred to as "Rose Bowl Gym" back in its early days.

Less than two years later, on Oct. 27, 1933, Tulane Gymnasium was dedicated as part of Homecoming festivities on campus, and play began in the facility for the 1933-34 season. Tulane defeated Southwestern Louisiana, 38-34, in the facility's first game on Dec. 15, 1933.

Tulane Gym was one of the largest in college athletics when it opened nearly 70 years ago, even though there were no court level seats at first. Tulane played host to the 1942 NCAA East Regional (basketball) in the facility. Floor-level seats were added in 1948.

The Green Wave basketball team played all of its home games in the facility until the mid-1970s, when a select number of games were moved to the Louisiana Superdome. The Wave moved all of its home games back on campus again in 1981-82 after another re-modeling job.



*Originally constructed in 1932 with money earned from the Tulane football team's trip to the Rose Bowl, Fogelman Arena is the home of the Green Wave's basketball and volleyball teams.*

## FOGELMAN FACTS

Dedicated .....	10/27/33
Original Cost.....	\$80,000
Capacity.....	3,600
1st Game.....	Tulane 38, UL-Laf. 34, 12/15/33
1st Women's Game .....	Tulane 57, Dillard 45, 1/30/76
All-Time Women's Record .....	308-158 (.661)
Scoring Record.....	66
Pete Maravich of LSU vs. Tulane (2/11/69)	
Tulane Scoring Record.....	45
Jim Kerwin vs. Southeastern Louisiana (2/1/61)	
Tulane Women's Scoring Record.....	43
Carmen Jones vs. Alabama (1/3/90)	

## All-Time Record At Fogelman

1975-76 .....	3-3 (.500)	1993-94 .....	9-3 (.750)
1976-77 .....	5-4 (.556)	1994-95 .....	10-2 (.833)
1977-78 .....	7-2 (.778)	1995-96 .....	9-2 (.818)
1978-79 .....	11-2 (.846)	1996-97 .....	10-1 (.909)
1979-80 .....	10-4 (.714)	1997-98 .....	12-2 (.857)
1980-81 .....	8-9 (.471)	1998-99 .....	13-2 (.867)
1981-82 .....	10-5 (.667)	1999-2000 .....	14-1 (.933)
1982-83 .....	6-5 (.545)	2000-01 .....	10-4 (.714)
1983-84 .....	5-8 (.385)	2001-02 .....	12-2 (.857)
1984-85 .....	5-8 (.385)	2002-03 .....	11-2 (.846)
1985-86 .....	10-5 (.667)	2003-04 .....	8-6 (.571)
1986-87 .....	7-7 (.500)	2004-05 .....	8-7 (.533)
1987-88 .....	9-3 (.750)	2005-06 .....	7-5 (.583)
1988-89 .....	7-5 (.583)	2006-07 .....	14-2 (.875)
1989-90 .....	4-10 (.286)	2007-08 .....	7-7 (.500)
1990-91 .....	6-10 (.375)	2008-09 .....	11-6 (.647)
1991-92 .....	8-9 (.471)	2009-10 .....	12-3 (.800)
1992-93 .....	10-2 (.833)	Overall .....	308-158 (.661)

In 1982, the arena was the site of the National Association of Basketball Coaches All-Star Game in conjunction with Tulane's hosting of the Final Four. Tulane hosted the event again in 1993, along with the three-point and slam dunk competitions.

The arena is named for Memphis, Tenn., businessman and Tulane alumnus Avron B. Fogelman, who was one of the key figures in giving the Green Wave a new-look home back in the late 1980s.

While Fogelman Arena stands in the same frame and has much the same outside appearance as old Tulane Arena, that's where the similarities end. The inside of the arena underwent a major facelift, from all-new seating to a reconditioned playing floor and improved locker rooms to a new scoreboard.

The improved seating arrangement includes 850 chairback seats. Previously, all seats had been wooden bleachers. Other improvements included a new lobby and entrance area, concession and novelty stands throughout the arena, and media seating at courtside.

Some of college basketball's greats have played or coached on the corner of Freret and McAlister. Players such as Dan Issel, Dave Cowens and Pete Maravich graced Tulane fans with their talents, while the list of coaches to sit on the visitors' bench includes Adolph Rupp, Phog Allen, Everett Case and Dean Smith.



*Tulane's new basketball and volleyball practice facility will feature two regulation courts, a conditioning, training and hydrotherapy center, video and film rooms, offices and locker rooms for all three teams and several conference rooms. The facility is expected to be completed in Fall 2011.*

While the Tulane basketball programs have one of the most historic arenas in the country to call home on gameday, the Green Wave will soon have a new practice facility.

Construction on the 43,000 square-foot facility began in November and is scheduled to be completed during the fall of 2011. It is being designed by GouldEvans Associates, LC with Lee Ledbetter & Associates.

The two-story building will have two regulation basketball/volleyball courts, a conditioning, training and hydrotherapy center, video and film room, offices and locker rooms for men's basketball, women's basketball and volleyball, and several conference rooms.

The new facility comes in large part to a vote of confidence by the Tulane University Board of Administrators to approve a university-wide budget that includes a significant increase for the Athletic Department. The board's action prompted Doug Hertz, an Atlanta businessman and the chair of the Tulane Board Committee on Intercollegiate Athletics, to make the naming gift for Tulane University's new \$13 million basketball and volleyball practice facility.

"It all starts from the top", says Hertz, "and the Board's support, coupled with President Scott Cowen's plan for the future of the department, shows me that there is a renewed commitment for Tulane Athletics. I also feel that as a board member it's important to lead the way by making a gift that will make a difference."

"Now that Tulane has gained so much momentum academically, it is my hope that the university's decision to invest more in its athletics program will create a renaissance for Tulane athletics, enhance the collegiate experience for all of our students and spark some excitement among our fans."

The Athletics Department's budget has been enhanced to bring it more in line with the other private universities in Conference USA. The decision was made on the recommendation of President Cowen after a series of presentations that outlined the competitive advantages and disadvantages of the Green Wave in 2009-10 compared to other private universities in C-USA and other non-automatic qualifying conferences.

The increase in the budget will support team travel, recruiting efforts, training and conditioning, and accommodate two new sports. As a result, the department will be operating at a fully funded level in all 16 programs.

"This is another milestone for Tulane's intercollegiate athletics program," Tulane director of athletics Rick Dickson said. "It's a much-needed facility that will give our student-athletes and coaches an immediate boost."

"When you look at the new practice facility plus the approval of the investment plan and the financial vote of confidence by the university, you see the future of Tulane Athletics is very bright."

## What They're Saying About The Facility

"This practice facility could have the biggest impact on our program than any other factor in my 16 years as the head women's basketball coach at Tulane. The facility is a sign of strong commitment to our athletics department by Tulane University and will provide us with another excellent opportunity to attract quality student-athletes to our program."

"This facility will be equal to any college practice facility in the country. It will be a full-service building for our basketball program and provides us with a great teaching and learning environment for both the coaching staff and the student-athletes with the inclusion of a weight room, film room, multiple courts, new locker rooms, and coach's offices. The fact it will be ready by the 2011-12 season will help us tremendously with the 2011 recruiting class."

**--Lisa Stockton, Tulane women's basketball coach**

"This is an exciting day for Tulane Athletics and our basketball program. The construction of the practice facility shows a commitment to the student-athletes at Tulane and it will be a great tool for us in player development and recruiting."

"Tulane University is committed to advancing the educational experience of all our student-athletes with top-notch facilities, technology and equipment. The practice facility falls in line with the overall University commitment to find the best means to develop our students. Our players will now have one of the finest basketball development centers in the country."

**--Ed Conroy, Tulane men's basketball coach**

"Having a brand new practice facility is an important addition to our volleyball program. It will make an immediate difference to our program and will be a huge recruiting tool."

"As on-court training goes, it is very important for any modern volleyball team to have two courts available at the same time so we can do more position specialized coaching, or individual workouts. The amenities such as the weight room, video room and coach's offices are great bonuses with this great facility. I believe it will beautifully represent our volleyball program, athletic department and Tulane University."

**--Sinisa Momic, Tulane volleyball coach**



# Roster/Quick Facts

TULANE UNIVERSITY

## Alphabetical Roster

#	NAME	POS	HT	CL	EXP	HOMETOWN	HIGH SCHOOL/COLLEGE
23	Tiffany Aidoo	G/F	5-9	Sr.	3L	Slidell, La.	Northshore HS
11	Roshaunda Barnes	G	5-5	Sr.	3L	Baton Rouge, La.	Southern Lab
44	Brett Benzio	C	6-3	Jr.	2L	Palm City, Fla.	Jensen Beach HS
32	Whitney Bibbins	G/F	5-10	Fr.	HS	Baton Rouge, La.	University Lab
42	Brooke Blankenship	F	5-10	Fr.	HS	Heber Springs, Ark.	Heber Springs HS
21	Olivia Grayson	G	5-8	So.	1L	Metairie, La.	Archbishop Chapelle HS
12	Kacy Hardie	G	5-9	Jr.	HS	Atlanta, Ga.	The Lovette School/Texas Tech
24	Janique Kautsky	G/F	5-10	So.	1L	Perth, Australia	Newman College
35	Brittany Lindsey	F	6-1	Sr.	3L	Lithonia, Ga.	Woodward Academy
3	Katyee Magee	G	5-10	Fr.	HS	Ellisville, Miss.	Presbyterian Christian HS
31	Chantel McDonald	F	6-1	Fr.	RS	Atlanta, Ga.	Berkmar HS
1	Rhea Nelson	G	5-5	Fr.	HS	Missouri City, Texas	Elkins HS
20	Danielle Nunn	G/F	5-9	Sr.	1L	Arlington, Texas	Arlington Bowie HS/TCU
25	Tyria Snow	G	5-8	So.	1L	Shreveport, La.	Southwood HS
51	Laura Stokes	F/C	6-1	Fr.	HS	Sydney, Australia	Roseville College
34	Ashley Westby	C	6-3	Fr.	HS	Houston, Texas	Clear Lake HS

## Numerical Roster

#	NAME	POS	HT	CL	EXP	HOMETOWN	HIGH SCHOOL/COLLEGE
1	Rhea Nelson	G	5-5	Fr.	HS	Missouri City, Texas	Elkins HS
3	Katyee Magee	G	5-10	Fr.	HS	Ellisville, Miss.	Presbyterian Christian HS
11	Roshaunda Barnes	G	5-5	Sr.	3L	Baton Rouge, La.	Southern Lab
12	Kacy Hardie	G	5-9	Jr.	HS	Atlanta, Ga.	The Lovette School/Texas Tech
20	Danielle Nunn	G/F	5-9	Sr.	1L	Arlington, Texas	Arlington Bowie HS/TCU
21	Olivia Grayson	G	5-8	So.	1L	Metairie, La.	Archbishop Chapelle HS
23	Tiffany Aidoo	G/F	5-9	Sr.	3L	Slidell, La.	Northshore HS
24	Janique Kautsky	G/F	5-10	So.	1L	Perth, Australia	Newman College
25	Tyria Snow	G	5-8	So.	1L	Shreveport, La.	Southwood HS
31	Chantel McDonald	F	6-1	Fr.	RS	Atlanta, Ga.	Berkmar HS
32	Whitney Bibbins	G/F	5-10	Fr.	HS	Baton Rouge, La.	University Lab
34	Ashley Westby	C	6-3	Fr.	HS	Houston, Texas	Clear Lake HS
35	Brittany Lindsey	F	6-1	Sr.	3L	Lithonia, Ga.	Woodward Academy
42	Brooke Blankenship	F	5-10	Fr.	HS	Heber Springs, Ark.	Heber Springs HS
44	Brett Benzio	C	6-3	Jr.	2L	Palm City, Fla.	Jensen Beach HS
51	Laura Stokes	F/C	6-1	Fr.	HS	Sydney, Australia	Roseville College

**Coaching Staff:** *Head Coach* - Lisa Stockton (Wake Forest, 1986; 17th season); *Assistant Coaches:* Alan Frey (New Orleans, 1988; 5th season), Shondra Johnson (Alabama, 2002; 2nd Season), Doshia Woods (Western Illinois, 2001; 1st Season); *Director of Basketball Operations:* Brian Mears (Tulane, 2003; 5th Season); *Athletic Trainer:* Shanda Bradley (Southern Miss, 1999; 2nd Season).

## Pronunciation Guide

### Tiffany Aidoo

Tiffany AY-doo

### Roshaunda Barnes

ro-SHAWN-duh Barnes

### Brett Benzio

Brett BEN-zee-oh

### Kacy Hardie

KAY-see Hardie

### Janique Kautsky

juh-NEEK KOWT-skee

### Katyee Magee

KAY-tee Magee

### Rhea Nelson

REE-uh Nelson

### Tyria Snow

TY-ruh Snow

### Doshia Woods

DOH-shuh Woods

## 2010-11 Quick Facts

### --General--

Location .....	New Orleans, La.
Founded .....	1834
Enrollment .....	11,911
Nickname .....	Green Wave
School Colors .....	Olive Green and Sky Blue
Home Court .....	Fogelman Arena
Capacity .....	3,600
Affiliation .....	NCAA Division I
Conference .....	Conference USA
President .....	Dr. Scott Cowen
Alma Mater .....	Connecticut, 1968
Athletic Director .....	Rick Dickson
Alma Mater .....	Tulsa, 1976
Athletic Dept. Phone .....	(504) 865-5500
Ticket Office Phone .....	(504) 861-WAVE

### --History--

First Season of Volleyball .....	1975-76
All-Time Record .....	531-454 (.539)
No. Years In NCAA Tournament/Last .....	10/2010
No. Years In WNIT/Last .....	2/2007
No. C-USA Regular-Season Titles/Last .....	4/2010
No. C-USA Tournament Titles/Last .....	5/2010

### --Athletic Communications--

Women's Basketball Contact .....	Richie Weaver
Alma Mater .....	Nicholls State, 1998
Office Phone .....	(504) 314-7232
Cell Phone .....	(504) 352-5802
E-Mail .....	rweaver@tulane.edu

### --Women's Basketball Staff--

Head Coach .....	Lisa Stockton
Alma Mater .....	Wake Forest, 1986
Record at Tulane .....	326-162/17th Season
Career Record .....	389-189/20th Season
Assistant Coach .....	Alan Frey
Alma Mater .....	New Orleans, 1988
Assistant Coach .....	Shondra Johnson
Alma Mater .....	Alabama, 2002
Assistant Coach .....	Doshia Woods
Alma Mater .....	Western Illinois, 2001
Athletic Trainer .....	Shanda Bradley
Alma Mater .....	Southern Miss, 1999
Director of Basketball Operations .....	Brian Mears
Alma Mater .....	Tulane, 2003
Women's Basketball Office Phone .....	(504) 865-5672
Best Time To Contact Coach .....	Contact SID

### --Team Information--

2009-10 Record .....	26-7 (.788)
Home .....	12-3 (.800)
Away .....	9-2 (.818)
Neutral .....	5-2 (.714)
2009-10 Conference USA Record .....	12-4 (.750)
Home .....	6-2 (.750)
Away .....	6-2 (.750)
Lettermen Returning/Lost .....	8/3
Starters Returning/Lost* .....	4/1
Redshirts Returning .....	1
Newcomers .....	5

# ***With four starters among eight letterwinners returning from last year's championship season, spirits and expectations are high as the Green Wave take the court in 2010-11***

When the 2010-11 Tulane University women's basketball team assembled for its first practice for the upcoming season, head coach Lisa Stockton had one very important point to make to her team and used an interesting way of presenting it. Instead of doing her best Knute Rockne impersonation and issuing a verbal challenge sure to fire up the troops, Stockton chose a more subtle and perhaps more effective approach.

As the team opened their binders – which contain play diagrams, team rules and goals for the year – the very first page simply featured a picture of a Tulane jersey with a large target on it. The message, of course, was that the Green Wave would play the role of hunted this year rather than the up-and-coming hunter from a year ago when Tulane went 26-7, won the Conference USA regular-season with a 12-4 league record, rolled through the league's postseason championship to win the C-USA Tournament and advanced to the NCAA Tournament for the first time since 2003.

"Basically, the target is on our back," Stockton said. "I think if you give this team a choice of being the hunted or the hunter, they're okay being the hunted. It's a big responsibility but it's a team that is very competitive and I think they like that role."

While Stockton and the Green Wave will have to replace a pair of key contributors from a year ago – graduating senior guards Chasity Brown and Indira Kaljo – Tulane returns the bulk of its key personnel from the 2009-10 season, including preseason All C-USA honoree Danielle Nunn and 2010 C-USA All-Freshman Team member Olivia Grayson.

All told, the Green Wave return 70.9 percent of its scoring (1,628 of 2,296 points), 77.3 percent of its rebounding (917 of 1,186 boards), 79.9 percent of its assists (406 of 508 dimes), 74.0 percent of its steals (285 of 385 thefts) and 79.0 percent of its blocking (79 of 100 stuffs) from a season ago.

Also among the eight-of-11 letterwinners and four-of-five starters from last year's championship squad are seniors Tiffany Aidoo, Roshaunda Barnes and Brittany Lindsey, junior Brett Benzio, and sophomores Janique Kautsky and Tyria Snow. In addition, the Green Wave return redshirt-freshman Chantel McDonald and added five talented newcomers for the new season in freshmen Whitney Bibbins, Katye Magee, Rhea Nelson, Laura Stokes and Ashley Westby.

"This is an exciting year because we're returning a lot of experienced players," Stockton said. "We feel very good about who we're returning, but also very good about the new players and who is coming back from injury. We had a lot of injuries last year. Getting players back and getting them healthy has been really key for us."

"We don't want to focus so much on championships or postseason tournaments, but really concentrate on this team being better and more versatile than last year's team. That's got to be our focus. I met with the seniors and one of the things we talked about was don't assume things

will just fall together but make this happen – to actively pursue this team having their own personality and this team creating their own path. That's our goal and that's what we're focusing on right now."

## **HEALTHY RETURNERS**

The Green Wave return four players who saw action in all 33 games from a year ago as well as two more whose 2009-10 season was not marred by injuries suffered during the year. Headlining the list of healthy returners are senior point guard Roshaunda Barnes, senior guard/forwards Tiffany Aidoo and Danielle Nunn and sophomore guard Olivia Grayson.

Barnes was the only Tulane player to start every game last season and is coming off a junior campaign that saw her post career-highs in points (306), rebounds (92), assists (139), steals (90) and blocks (14). Her 139 assists from 2009-10 ranks tied for fifth in Tulane single-season history while her 90 steals and 2.7 steals-per-game average a year ago ranks tied for third and eighth, respectively.

Aidoo began the 2009-10 season coming off the bench but wound up starting the final 27 contests when she averaged 10.9 points, 4.1 rebounds, 1.7 assists and 1.4 steals per game. She led the team with 58 3-point baskets and her 43.4 shooting percentage from behind the arc (58-of-134) led C-USA and established a Tulane single-season record.

Nunn followed a similar path, playing a reserve role for the first 10 games before starting the final 23 contests. As a starter, Nunn averaged 13.1 points, 5.0 rebounds, 1.9 steals and 1.5 assists per game. Along the way, she claimed third-team All C-USA and All-Louisiana honors and was named MVP of both the Tulane/DoubleTree Classic and the C-USA Women's Basketball Championship.

Grayson, meanwhile, was a do-it-all player for Tulane last season as a true freshman.

During her C-USA All-Freshman Team season, Grayson lead the team in free throw percentage (.744) while ranking second in assists (96), rebounds (151) and rebounds per game (4.6), tied for second in blocks (14), tied for third in free throws made (67), minutes (912) and minutes per game (27.6), fourth in steals (53), and fifth in points (275), points per game (8.3), field goals made (96) and 3-pointers made (16).

"I think experience is everything," Stockton said. "As a staff, we've talked about there really isn't any substitute for experience. Not only is it



*A preseason All-Conference USA selection, senior Danielle Nunn is Tulane's leading returning scorer after averaging 11.0 points per game last season, including a 13.1 clip as a starter over the final 23 games during the 2009-10 season.*



*Tiffany Aidoo set a Tulane single-season record by hitting 47.0 percent of her shots from beyond the 3-point arc (58-of-134) during the 2009-10 season. The rising senior averaged 10.0 points and 3.9 rebounds per game for the season, including averages of 10.9 points and 5.0 rebounds as a starter.*

game experience, but it's high-level experience whether it's playing for a championship, having to finish the season where if you win two of the last three you can win a conference championship, and then going into the tournament not know if you are going to make the NCAA Tournament, and really having the perseverance to get through three games with people challenging you to win a championship. I think the competitive nature of this group along with their experience can us a long way"

Also returning are sophomores Janique Kautsky and Tyria Snow. Kautsky played 28 games primarily at the forward position last season and finished her rookie campaign averaging 3.2 points and 2.4 rebounds per game. Snow, meanwhile, was slowed by a knee injury she suffered as a high school senior, but played key minutes throughout her 18 games of action.

## COMING BACK FROM INJURY

While Tulane was able to claim its fourth Conference USA regular-season title, it's fifth C-USA Tournament championship and its 10th trip to the NCAA Tournament under Stockton's tutelage last year, the journey was far from an easy one as the Green Wave had to overcome injuries to several key players.

Two of the victims figured to play vital roles during the 2009-10 season, but forward Brittany Lindsey was limited to just

six games after suffering a season-ending shoulder injury in the waning moments of the team's 67-63 win over Prairie View A&M on Dec. 4, 2009 while center Brett Benzio battled a stress fracture in her foot throughout the year and was limited to 28 games and 22 starts.

While the pair combined to miss 32 games last year, Benzio and Lindsey have proven to be viable scoring options in the paint as well as a strong rebounding presence. Benzio's 8.3 career rebounds-per-game average ranks third in Tulane history while her 1.4 blocks per game and 81 blocks rank sixth and fourth in the Green Wave record book, respectively. Lindsey, meanwhile, enters senior season averaging 10.9 points, 5.1 rebounds, 0.7 assists, 0.8 steals and 1.1 blocks per game. She also needs just 261 points to become just the 21st player in Tulane history to score 1,000 career points.

"Brittany Lindsey played six games as was our (second) leading scorer when she got hurt," Stockton said. "In a way, I count that as a new player. That's a player that wasn't there when we went into conference play last year. That's definitely a different element. I'm hoping that we have a healthy Brett Benzio. Brett can change the way teams play. Her performance in the C-USA finals with 17 rebounds was very impressive."

Also returning from injury for the Green Wave in 2010-11 is redshirt-freshman forward Chantel McDonald. McDonald missed all of last year with a knee injury she sustained as a senior at Berkmar (Ga.) High. At 6-1, she would add size and athleticism to an already stable group of front-court players.

## GREEN WAVE NEWCOMERS

The Green Wave will welcome the talents of five newcomers as true freshmen Whitney Bibbins, Katye Magee, Rhea Nelson, Laura Stokes and Ashley Westby will all don the olive green and sky blue for the first time during the 2010-11 season.

Bibbins comes to Tulane following a standout career at University Lab in nearby Baton Rouge, La., where she averaged 27.4 points, 7.0 rebounds, 3.4 assists and 4.0 steals per game as a prepster. She was named first-team all-state, all-metro and all-district in each of her final two seasons and claimed Class 2A State Most Outstanding Player honors as a senior.

Magee hails from Hattiesburg, Miss., where she starred at Presbyterian Christian High. She helped the Bobcats go a combined 115-24 during her prep career, including a Division II state title as a freshman and the Division II, AAA and overall state championship as a sophomore. Magee was named first-team All-Mississippi Association of Independent Schools Team as a sophomore, junior and senior.

Nelson joins the Tulane family via Elkins High in Missouri City, Texas, where she helped the Lady Knights averaged more than 20 wins in each



*Despite missing five games and playing limited minutes in the other 28 due to a stress fracture in her foot, Brett Benzio still led the Green Wave with 200 rebounds, 7.1 rebounds per game, 34 blocks and 1.2 blocks per game while averaging 7.5 points per contest as a sophomore during the 2009-10 season.*



*Point guard Roshaunda Barnes started all 33 games as a junior and led the team in with 139 assists and 90 steals while helping the Green Wave offence connect on 42.2 percent of its shots from the field (803-of-1902).*

of her prep seasons, including a 22-10 performance as a junior when Elkins finished 12-6 in District 23-5A and advanced to the state playoffs. While she missed most of her senior season with a knee injury, Nelson averaged 17.1 points, 3.9 assists and 2.0 steals per game while connecting on 46.8 percent of her shots from the field as a junior.

Westby is another Houston-area native slated to suit up for Green Wave this season and comes to Tulane following two years at Clear Lake High where she was named District 25-4A Offensive Player of the Year as a senior after averaging 13.4 points per game. As a junior, she earned second-team all-district recognition after averaging 14 points and 16 rebounds per game while shooting 66 percent from the floor.

Stokes, meanwhile, comes to Tulane via Sydney, Australia, where she played for a variety of Australian and New Zealand-based teams. A November 2009 graduate of Roseville College where she served as team captain and helped lead the team to a second-place finish in the Independent Girls' Schools Sporting Associations' 1A division, she also played for the Northern Suburbs Basketball Association from 2002-2010 and with the Junior Tall Ferns in 2010.

"We've added five very talented freshman for the 2010-11 season," Stockton said. "We are very excited about the potential of each one of them and look forward to watching their progress over the next four seasons. We will count on a handful of them to compete right away and add some depth to a very experienced team."

## 2010-11 SCHEDULE

Fifteen home games at Fogelman Arena and 14 potential contests against teams that advanced to post-season play a year ago highlight the 2010-11 Tulane schedule.

The defending Conference USA regular-season and tournament champions will play in a trio of pre-conference tournaments during the upcoming season – hosting the Big Easy Classic and the Tulane/DoubleTree Classic from Dec. 3-5 and Dec. 28-29, respectively, and traveling to Berkeley,

Calif., for the Colliers International Classic hosted by Cal on Nov. 27-28. Tulane will play the first of 16 conference contests on Jan. 6, 2011, and the 2011 C-USA Women's Basketball Championship is slated for March 9-12 in El Paso, Texas.

"We are really looking forward to the upcoming season and can't wait to get started," Stockton said. "We've got a very challenging schedule lined up - one that will not only provide great competition night in and night out, but also one that gives us the opportunity to have a high RPI and build a good resume for the end of the year when the NCAA selection committee announces the post-season field."

"Playing 15 games at Fogelman Arena is also a big plus for us. With the proximity of the fans to the court and the opponents' bench area, it can be a very intimidating atmosphere when the place is full. We've had great fan support here over the years and we will once again look for them to give us that added advantage when we play at home."

Among Tulane's opponents in 2010-11 are 2010 NCAA Tournament participants Mississippi State, LSU, Portland State and Louisiana Tech.

The Green Wave will also face 2010 WNIT participants Stephen F. Austin, St. Joseph's either Charlotte or Old Dominion in the championship or consolation game of the Tulane/Doubletree Classic as well as C-USA foes SMU, East Carolina and Houston. The Tulane has the opportunity to play another WNIT team from a year ago as the Green Wave may face Cal in the final day of the Colliers International Classic on Nov. 28.

League rival Memphis is the final team on the 2010-11 schedule to bring recent postseason experience to the Green Wave schedule as the Tigers played in the championship game of last year's Inaugural Women's Basketball Invitational.

"Playing so many teams with postseason experience will no doubt be a big challenge for us this year," Stockton said. "Being an NCAA Tournament team ourselves, we realize what it takes to get to the postseason. We're obviously looking to get back again this year and in order to do that, you've got to challenge yourself against great teams."

The Green Wave open the 2010-11 season at home against South Alabama on Nov. 13 and will potentially play six consecutive games against 2010 post-season teams with Mississippi State, Stephen F. Austin and LSU on tap before opening the Colliers International Classic against Portland State and a potential match-up with Cal, and opening the Big Easy Classic on Dec. 3 against St. Joseph's. Tulane will close out the Big Easy Classic on Dec. 5 against Detroit and are slated to play host to Louisiana Tech from there.

Following a road game at UL-Monroe on Dec. 20, the Wave open Tulane/DoubleTree Classic action on Dec. 28 against Nicholls State and will play either Charlotte or Old Dominion in either the championship or consolation game a day later. Tulane will play its final non-conference game of the year on Jan. 3 in Fogelman Arena against Southeastern Louisiana and open the C-USA portion of its schedule at home against SMU on Jan. 6, 2011.




*Olivia Grayson played all over the court as a rookie during the 2009-10 season, averaging 8.3 points, 4.6 rebounds, 2.9 assists and 1.6 steals per contest en route to earning C-USA All-Freshman Team honors.*



# Head Coach Lisa Stockton

TULANE UNIVERSITY



Entering her 17th season at the helm of the Green Wave program, Lisa Stockton is the dean of Conference USA coaches and has more wins than every previous head coach in Tulane women's basketball history. Along the way, Stockton has helped guide her team to four regular-season C-USA championships, five C-USA tournament titles, 10 NCAA Tournaments and one of WNIT appearances.



**Lisa Stockton**

**326-162 at Tulane**  
(16 Seasons)  
**389-189 Overall**  
(19 Seasons)

As with most coaches in the realm of college basketball, hoops have been a big part of Lisa Stockton's life. Unlike most, however, Stockton's life can be traced to its origin through interaction on the hardwood.

Stockton's parents, Richard and Betty, met while playing for the Chatham Textile League in Elkin, N.C. A native of Greensboro, N.C., Stockton grew up with the legend of basketball along Tobacco Road. She lived in the heart of ACC country where several conference tournaments were held and was actually on hand the night North Carolina State defeated UCLA in the NCAA Final Four on March 23, 1974.

With a background as engrained in basketball as the hardwood she strolls several times during the season, Stockton enters her 17th season at the helm of the Tulane women's basketball program where she

is the dean of Green Wave and Conference USA coaches and the winningest women's basketball coach in the history of either entity.

"Ever since I can remember, I've always wanted to be a basketball coach," Stockton said. "Growing up in North Carolina with its rich tradition of college basketball, I remember going to games and really enjoying being a part of the whole experience. I was fortunate enough to earn an athletic scholarship and that just solidified my decision on the direction I wanted my professional career to go.

"It took a few steps before I got to Tulane, but since I've been here, I've truly found a home. Tulane has everything you look for in a college experience – great academics, a successful tradition of women's basketball and a city with a unique culture and history. Each season that I've been at Tulane has truly been special."

Stockton's career record of 389-189 as a collegiate head coach is good for a 67.3 winning percentage and she is 326-162 during her time at Tulane, including a 150-90 mark in conference play. Since the inception of Conference USA prior to the 1995-96 season, Tulane has gone 307-151 overall and 141-89 in league play. With 326 wins at Tulane, Stockton now has more wins than each of the previous Green Wave coaches earned in 19 combined years.

Along the way, Stockton has led the Green Wave to the postseason 11 times (10 NCAAAs, 1 WNIT) and claimed conference Coach of the Year honors three times (Metro in 1995, C-USA in 2007 and 2010). In addition, Tulane has won C-USA regular-season championships four times (1996-97, 1998-99, 2006-07, 2009-10) and the tournament title on five occasions (1997, 1999, 2000, 2001, 2010).

Stockton is now one of five active coaches to take a Top 50 academic institution as listed in U.S. and World Report to at least 10 NCAA Tournaments – joining Tara Vanderveer of Stanford, Muffet McGraw of Notre Dame, Sylvia Hatchell of North Carolina and Debbie Ryan of Virginia. Thirteen of her players have become members of Tulane's 1,000-Point Club and the Green Wave have averaged 20 wins in each of Stockton's previous 16 seasons.

Taking the reigns of a program that had never been to the NCAA Tournament and whose only postseason appearance came via the WNIT the year prior to her arrival, Stockton made her presence at Tulane felt right away. Her 1994-95 club went 19-10 overall and 9-3 in the now-defunct Metro Conference. The Green Wave's league record was good for second-place in the final Metro standings – a high-water mark for the program – and Stockton's team earned an at-large bid to the NCAAAs.

Tulane's trip to "The Big Dance" was the first of nine consecutive NCAA bids for Stockton-coached teams and the first of nine straight winning seasons for Stockton-coached teams. A year later, a 21-10 record in 1995-96 was the first of what has become nine 20-plus win seasons with the Green Wave – including a school-record 27 wins in 1996-97 and again in 1999-2000.

While the postseason streak was snapped in 2004, Stockton reloaded her team for success with the addition of four freshmen to an already young-but-talented squad that did not feature a senior on the active roster for the 2005-06 season. As the Tulane student-body began to move-in process for the school year, however, the Tulane community, the New Orleans area and the Gulf Coast region was rocked to its core as Hurricane Katrina made landfall on Aug. 29, 2005, and the subsequent floodwaters consumed the area.

Relocated to Lubbock, Texas, and the campus of Texas Tech University for the semester, Stockton's leadership and ability to keep her student-athletes focused on the task at hand, the Green Wave finished what has become known as the "Katrina Season" 15-12 and spark a run of four-straight winning seasons that remains alive entering the upcoming 2010-11 campaign.

# Head Coach Lisa Stockton



The following year, Stockton's troops went 26-7, won the C-USA regular-season title with a 13-3 league mark and returned to the postseason for the first time since 2003 as Tulane advanced to the second round of the 2007 WNIT. Last season, the Green Wave won another C-USA regular-season crown with a 12-4 conference record, finished the year 26-7 overall and returned to the NCAA Tournament.

While team success has been the ultimate goal of Stockton and the Green Wave since the 1994-95 season, individual recognition has been a mainstay at Tulane during that time as well. In 17 years under its current head coach, Tulane has seen 15 student-athletes earn all-conference honors 25 times (eight first-teamers, eight second-teamers and nine third-teamers), seven receive All-Freshman recognition, and two claim a spot on the All-Defensive Team.

In addition, Stockton's players have earned conference Defensive Player of the Year (Janell Burse/C-USA/1999,2000,2001) and Sixth Player of the Year (Burse/C-USA/1999, Grace Daley/C-USA/1997, Teana McKiver/C-USA/2001) on three occasions each, Freshman of the Year twice (Barbara Farris/Metro/1995 and Daley/C-USA/1997), as well as Player of the Year (Burses/C-USA/2000) and Newcomer of the Year (Indira Kaljo/C-USA/2009) once apiece. At the 10th anniversary of Conference USA in 2005, Burse and Daley were named to C-USA Team of the Decade, making Tulane one of two schools to have multiple players on the prestigious list.

Tulane student-athletes have also garnered national honors under Stockton's watch as well as Farris (1987), Daley (1998-2000), Burse (2000-01) and McKiver (2002-03) all earn All-America recognition. Ashley Langford was a Freshman All-American in 2006 and Chassity Brown was named to the WBCA All-Region IV Team in 2010. In addition, four of Stockton's former student-athletes – Burse, Daley, Farris, and McKiver – have been elected into the Tulane Athletics Hall of Fame.

For some of Stockton's prized pupils, success on the court did not end once their collegiate eligibility expired. Five former Green Wave standouts have gone on to play in the WNBA – including Farris and Burse who won WNBA Championships with the Detroit Shock in 2003 and Seattle Storm in 2004, respectively – and many more have enjoyed pro playing careers overseas.

## The Stockton File

### PERSONAL

Born ..... April 1, 1964  
Hometown..... Greensboro, N.C.  
High School..... Western Guilford, 1982  
Bachelor's Degree ..... Wake Forest, 1986  
Master's Degree ..... North Carolina, 1987

### PLAYING EXPERIENCE

Western Guilford ..... 1978-82  
Wake Forest..... 1982-86

### COACHING EXPERIENCE

North Carolina, Graduate Assistant ..... 1986-87  
Greensboro College, Head Coach..... 1987-90  
Georgia Tech, Assistant Coach..... 1990-94  
Tulane University Head Coach ..... 1994-Present

### CAREER HIGHLIGHTS AT TULANE

- 10 trips to the NCAA Tournament
- One WNIT appearance
- Nine 20-win seasons
- Four Conference USA regular-season titles
- Five Conference USA Tournament Championships
- Four All-Americans and one Freshman All-American
- Three Conference Coach of the Year awards
- One Conference USA Player of the Year
- Three Conference USA Defensive Players of the Year
- Three Conference USA Sixth Players of the Year
- Two Conference Freshmen of the Year
- One Conference USA Newcomer of the Year
- 25 All-Conference USA honorees
- 13 career 1,000-point scorers
- Four Tulane Hall of Famers
- Five future WNBA Players
- 66 C-USA Commissioner's Honor Roll recipients
- Four C-USA Academic Medal winners

## Lisa Stockton's Career Coaching Record

### As A Head Coach

Year	School	Overall	Pct	Conf/Finish	Pct	Postseason
1987-88	Greensboro	20-7	.741	10-4/T2nd DIAC	.714	-----
1988-89	Greensboro	25-12	.676	9-3/T2nd DIAC	.667	-----
1989-90	Greensboro	18-8	.692	8-2/T1st DIAC	.800	-----
1994-95	Tulane	19-10	.655	9-3/2nd Metro	.750	NCAA (1st Round)
1995-96	Tulane	21-10	.677	9-5/T2nd C-USA Red	.643	NCAA (1st Round)
1996-97	Tulane	27-5	.844	12-2/1st C-USA Red	.857	NCAA (2nd Round)
1997-98	Tulane	21-7	.750	12-4/2nd C-USA National	.750	NCAA (1st Round)
1998-99	Tulane	24-6	.800	12-4/1st C-USA National	.750	NCAA (1st Round)
1999-2000	Tulane	27-5	.844	12-4/1st C-USA National	.750	NCAA (2nd Round)
2000-01	Tulane	22-10	.688	12-4/1st C-USA National	.750	NCAA (1st Round)
2001-02	Tulane	24-11	.686	8-6/T4th C-USA	.571	NCAA (2nd Round)
2002-03	Tulane	19-10	.655	8-6/T3rd C-USA	.571	NCAA (1st Round)
2003-04	Tulane	10-18	.357	3-11/T11th C-USA	.214	-----
2004-05	Tulane	11-16	.407	3-11/T12th C-USA	.214	-----
2005-06	Tulane	15-12	.556	8-8/T6th C-USA	.500	-----
2006-07	Tulane	26-7	.788	13-3/1st C-USA	.813	WNIT (2nd Round)
2007-08	Tulane	16-14	.533	6-10/T 9th C –USA	.375	-----
2008-09	Tulane	18-14	.563	9-7/6th C-USA	.563	-----
2009-10	Tulane	26-7	.788	12-4/1st C-USA	.750	NCAA (1st Round)
Greensboro Record (3 years)		63-27	.700	27-9	.750	-----
Tulane Record (16 years)		326-162	.668	150-90	.625	10 NCAA, 1 WNIT
Career Record (19 years)		389-189	.673	177-99	.641	10 NCAA, 1 WNIT

### As An Assistant Coach

Year	School	Overall	Pct	Conf/Finish	Pct	Postseason
1986-87	North Carolina	19-10	.655	9-5/3rd ACC	.643	NCAA (2nd Round)
1990-91	Georgia Tech	15-13	.546	3-11/7th ACC	.214	-----
1991-92	Georgia Tech	20-13	.606	6-10/7th ACC	.375	WNIT Champions
1992-93	Georgia Tech	16-11	.594	8-8/T4th ACC	.500	NCAA (1st Round)
1993-94	Georgia Tech	12-15	.444	5-11/7th ACC	.313	-----



# Head Coach Lisa Stockton

## The Word On Lisa Stockton

"The Coaching Staff at Tulane did an exceptional job of not only making sure I was a phenomenal athlete, but a great student as well!! Leaving there with my degree and a wonderful opportunity to make a career out of my sport was pretty amazing."

**--WNBA Veteran and Tulane Hall of Famer Janell Burse  
(Tulane, 1996-2000)**

"Over the years I developed a tremendous amount of respect for Lisa as a person and as a coach. She is so knowledgeable and she really individualizes her coaching style to each player to find a way to reach every one. She takes the time to develop a relationship with each of her players. I consider her a great friend. I became the player that I am because of my years at Tulane."

**--Nine-Year WNBA Veteran and Tulane Hall of Famer  
Barbara Farris (Tulane, 1995-98)**

"Coach Stockton and the entire staff put me in positions to develop personally and professionally. Her dedication to me as a person is one of the reasons I believe she is a great coach."

**--Auburn GA Women's Basketball Coach Ashley Langford  
(Tulane, 2005-09)**

"Playing for Coach Stockton taught me a lot about myself. I found that I had a lot of untapped resources within myself. Dreaming big means working harder, but it all pays off in the end."

**--WNBA Veteran and Tulane Hall of Famer Teana McKiver  
(Tulane, 2000-03)**

"I just think that Lisa Stockton is the epitome of class and consistency. It shows in her overall record at Tulane, it shows in her number of NCAA invites and the number of conference titles. But it also shows in her relationship with her current and former players – who still feel such a part of the program – as well as in her relationship with her current and former staff members who still carry a bit of Lisa with them in everything that we do."

**--Miami Head Women's Basketball Coach Katie Meier  
(Tulane assistant coach, 1994-2001)**

"Tulane basketball is synonymous with Lisa Stockton. Both have been successful due to her passion, drive, loyalty, and dedication. Her success over the span of two decades is record-worthy. Her success post-Katrina is just one example of the tremendous coach and leader Tulane has at the helm of its women's basketball program. Lisa is a remarkable coach and an even greater role model for every student-athlete that has the good fortune of playing for her."

**--Emory Head Women's Basketball Coach Christy Thomaskutty  
(Tulane, 1992-96)**

But what Stockton may be most proud of is her student-athletes' collective accomplishments in the classroom as every four-year player has completed their degrees under her watch.

Thirty-three women's basketball players have earned C-USA Commissioner's Honor Roll recognition 66 times for holding GPAs of 3.2 or higher since the 1995-96 season. Four student-athletes – Kiki Cizmar (96-97), Gwen Slaughter (02-03), Britt Themann (99-00, 00-01, 01-02, 02-03) and Christy Thomaskutty (95-96) – claimed C-USA Commissioner's Academic Medal honors for maintaining at least a 3.75 GPA, Ashley Langford (08-09) and Jami Montagnino (06-07) were named C-USA Scholar Athletes, and Themann earned a C-USA Postgraduate Scholarship in 2003.

Stockton's impact has not been limited to her players, however, as four former assistant coaches at Tulane went on to become collegiate head coaches: Katie Meier (Charlotte and Miami [Fla.]), Kellie Kennedy (Loyola-New Orleans), Michele Savage (Davidson) and Jenny Yopp (Portland State and Illinois State).

While Stockton's teams and student-athletes have achieved success both on the court and in the classroom, these accomplishments are nothing that the head coach herself did not earn while she was a collegiate player.

Following a standout prep career at Western Guilford High School, Stockton packed her bags for Wake Forest University. During her four-year career with the Demon Deacons from 1983-86, she set the school's

career records in scoring (1,347), scoring average (12.1 ppg), field goals made (592), field goals attempted (1,262), field goal percentage (.462), assists (330), steals (206) and minutes played (3,385).

Stockton still holds the Wake Forest record for consecutive games started with 97 and ranks in the top 10 in nearly every statistical category previously mentioned. As a senior during the 1985-86 season, Stockton was named honorable-mention Fast Break All-American after scoring 473 points and hitting 204-of-415 shots (.491), pulling down 94 rebounds, dishing out 97 assists and tallying 58 steals.

She named ACC Player of the Week and claimed MVP honors of the Dartmouth Tournament as a junior, and was named MVP of the James Madison Invitational and of the Demon Deacon team as a senior.

Stockton earned a spot on the ACC Academic Honor Roll following each of her final two seasons at Wake Forest and graduated cum laude with a bachelor's degree in health and sports science in 1986.

She was drafted by the National Women's Basketball Association following her senior season, but chose instead to begin her coaching career as a volunteer assistant at the University of North Carolina for the 1986-87 season. During her lone season in Chapel Hill, N.C., the Tar Heels go 19-10 overall, finish third in the ACC with a 9-5 league record and advance to the second-round of the NCAA Tournament. Stockton also enveloped herself in post-graduate studies and completed her master's degree in 1987.

From there, Stockton accepted her first collegiate head coaching position at Division III Greensboro College. In three seasons there, she helped guide the Pride to a combined 63-27 record. Along the way, six players earned all-conference honors, including first-team selections Lorraine Orr and Susan Gasperson in 1987-88, Gasperson in 1988-89, and Tara Thompson in 1989-90.

Inheriting a team that had never enjoyed a winning record, Stockton's 1987-88 Greensboro team went 20-7 and finished tied for second in the Dixie Intercollegiate Athletic Conference with a 10-4 league record. The performance earned her the first of two DIAC Coach of the Year honors as Stockton earned the title again following the 1989-90 season after the Pride went 18-8 overall and finished tied for the league title at 9-3.

She returned to the Division I level the following year when she accepted the top assistant position at Georgia Tech where she was responsible for coordinating recruiting efforts, monitoring academic progress, supervising scheduling and coaching the offense. In four years with Stockton on the staff in Atlanta, the Ramblin' Wreck combined to go 63-52, including a 20-13 mark in 1991-92 when North Carolina won the WNIT. The following season, Georgia Tech went 16-11, finished tied for fourth in the ACC with an 8-8 league record and advanced to the NCAA Tournament for the first time in school history.

Two years later, Stockton accepted her current position at Tulane.

Along with her Coach of the Year accolades, Stockton was named one of CitiBusiness' Women of the Year in 2007. She is a member of the NCAA Women's Basketball Issues Committee and also serves on the Academic Subcommittee for the issues committee. Stockton has also served two terms on the Kodak All-American Committee, twice chaired the C-USA Women's Basketball Coaches and served two terms as the WBCA Conference Captain.

From the beginning, Stockton and Tulane have been a perfect fit; in part, the coach believes, because her educational experience at Wake Forest was similar to the ones her current players face at Tulane. Stockton appreciates the value of putting academic priorities first, and at Tulane the coach doesn't just say it, she has lived it.

"A school like Tulane is absolutely the best environment for student-athletes, and for a coach," Stockton said. "We attract people who are goal-oriented and who are achievers. Student-athletes don't come here unless they're serious about basketball and academics. That's the kind of school I chose, and I'm so glad I did."

In her 16 seasons, Stockton has built Tulane into a winning program with victories over ranked programs, tournament championships and a succession of All-Americans and future professional players piling wins on top of wins.

"I'm proud of our run of NCAA tournaments and conference championships," Stockton said. "I'm proud of the tradition we've built and look forward to expanding the level of expectation and achievement here at Tulane University."



## ALAN FREY

**Assistant Coach • 5<sup>th</sup> Season**  
**New Orleans, La.**

**University of New Orleans, 1988**

Alan Frey begins his fifth season with the Green Wave for the 2010-11 season. After working primarily with the Tulane guards last season, Frey will return his attention to the post position as he did his first three seasons with the team. In addition, Frey is responsible for supervising all opponent scouting, coordinating game scheduling and scheduling all individual workouts. Frey will also share recruiting responsibilities with new assistant coach Doshia Woods.

During his time at Tulane, Frey has helped the Green Wave post winning records each season, tally a combined 86-42 overall record, win a pair of Conference USA regular-season titles and advance to the postseason twice (2007 WNIT, 2010 NCAA).

Frey's recruiting efforts have been instrumental to the program's overall success in recent years as a pair of Green Wave rookies – Brett Benzio in 2009 and Olivia Grayson in 2010 – earned C-USA All-Freshman Team recognition while junior college transfer Indira Kaljo was tabbed C-USA New-comer of the Year in 2009.

A native of New Orleans, Frey joined the Tulane family for the 2006-07 season after spending the previous two years as an assistant coach for the Loyola (New Orleans) University's men's team. His duties with the Wolfpack included recruiting, on-court instruction and practice implementations. During his time at Loyola, Frey coached future All-Gulf Coast Athletic Association honoree Zach Tyson, who went on to finish with the No. 27 single-season scoring total in Loyola history with 382 points during the 2004-05 season and completed his career 21st in the Wolfpack scoring record book.

In addition to his collegiate coaching experience, Frey spent 15 years coaching the AAU Kenner Angels to 13 Finals Fours and five national championships from 1992-2006. He compiled an overall record of 425-67 during his time with the Angels, including a 138-25 mark at the national tournament.

The 1997 AAU National Coach of the Year, Frey guided the team to the Gold Medal in at the 1996 Junior Olympics and a second-place finish in 2005. Frey's teams amassed 15 Louisiana AAU titles in as many years with a 79-1 record at the state tournament.

In addition, Frey served as an assistant coach for Team Louisiana at the U.S. Junior Nationals from 1987-92, and the 1990 squad won the USJN championship. He also served as an assistant coach (1984-91) and head coach (1992-2004) for the Jefferson Parish Recreation Depart-

ment All-Stars where he helped the club win a combined 13 International Championships.

During his time with the AAU, Frey helped more than 50 of his players earn Division I scholarships, including current Green Wave stand-outs Grayson and Tiffany Aidoo, as well as Tulane alumni Sarah Goree, Rodnelle Hadley, Salome Hector, Mignon Frey, Mary Ann Marino, Lacey Vicknair and Kristi Pertuit. In addition, five of his former players have gone on to play in the WNBA – Vickie, Niesa and Temeka Johnson, Yolanda Moore and Detrina White.

Prior to joining the collegiate coaching ranks, Frey has spent the bulk of his professional career managing not-for-profit organizations throughout the New Orleans area.

A leader in New Orleans philanthropic circles for nearly 20 years, Frey served as the President of the New Orleans' Chapter of the Association of Fun Raising Professionals in 2005 as well as the President of the Louisiana Chapter of Community Health Charities in 2005-06. He was the executive director of the Louisiana Chapter of the Cystic Fibrosis Foundation from 2000-05 and remains actively involved in the foundation's fund-raising efforts.

A 1983 graduate of nearby Jesuit High School, Frey received his bachelor's degree in history from the University of New Orleans in 1988. He is married to the former Karen Halley of Metairie, the couple resides in Metairie, and they have three children: Halley, 14, Garrett, 12, and Hayden, 5.



## SHONDRA JOHNSON

**Assistant Coach • 2<sup>nd</sup> Season**  
**New Orleans, La.**

**Alabama, 2002**

Shondra Johnson enters her second season on the Tulane staff and will once again be responsible for perimeter player development, coordination with the strength and conditioning staff and direct the summer camp program.

A native New Orleanian and a former Prep All-American at St. Mary's Academy, Johnson helped Tulane post a 20-win season, win both the Conference USA regular-season and tournament titles, and advance to the NCAA Tournament for the first time since 2003 during her first season on the Green Wave staff.



Johnson came to Tulane following a one-year stint as an assistant coach at Samford University where she helped the Bulldogs go 22-7 overall and finish second in the Southern Conference with a 16-4 league record. Her mentoring helped Emily London earn first-team All-SoCon honors. During her time in Birmingham, Ala., she was primarily responsible for guard development, coordinated national recruiting efforts, assisted with game-plan organization and film breakdown, help with practice organization and serve as the academic liaison.

Prior to her stint at Samford, Johnson was a high school head coach at Chalmette (La.) High from 2003-05 and Brookwood (Thomasville, Ga.) School from 2006-08. At Chalmette, Johnson led the Owls to district titles both seasons, including an undefeated district run and a trip to the second round of the LHSAA Playoffs during the 2004-05 season. She was named district and state Coach of the Year in 2003-04 and claimed District Coach of the Year honors in 2004-05.

From there, Johnson moved on to Brookwood where she was once again the regional Coach of the Year, helped the team win the regular-season region championship both years and guided the squad to a berth in the state Final Four in 2006-07.

A standout prep athlete at St. Mary's Academy in New Orleans, Jonson was a Parade Magazine Girl's High School Basketball All-American and led the school to the state title as a senior in 1998. Johnson also played for the Kenner Angels AAU team for seven years under fellow Tulane assistant coach Alan Frey, and later worked as an assistant with the Angels from 2003-05.

Following graduation, Johnson took her guard skills to Alabama where she was a three-time All-Southeastern Conference player and completed her career second in Crimson Tide history in free throws made and attempts, third in assists and assists per game, fifth in career steals and seventh on the career points.

In addition to leading the team in scoring and assists in each of her final three collegiate seasons, Johnson holds three of the top eight single-game free throws made records in school history – including a school-record 16 vs. Providence on Dec. 2, 2001 – seven of the top 10 free throw attempts records – including an Alabama record of 19 vs. Creighton on Dec. 20, 2000 – and the No. 8 spot on the single-season assists per game mark (5.1 in 2000-01). She also shares the Alabama single-game records for field goal and free throw percentage, hitting 7-of-7 shots against Stanford on Nov. 17, 2000, and converting 10-of-10 free throw opportunities vs. Florida on Jan. 27, 2000, respectively.

Johnson was drafted in the third round of the 2002 WNBA Draft by the Houston Comets and played one season for the New York Liberty before beginning her coaching career.

She completed bachelor's degree in marketing from Alabama in 2002 and currently resides in New Orleans.



## DOSHIA WOODS

**Assistant Coach • 1<sup>st</sup> Season**

**Topeka, Kan.**

**Western Illinois, 2001**

Doshia Woods begins her first season as a member of the Tulane women's basketball coaching staff during the 2010-11 season and will primarily be responsible for the development of the Green Wave's perimeter players as well as overseeing the student-athletes' academic progress. She will also share recruiting responsibilities with Alan Frey, who begins his fifth season on the Tulane staff in 2010-11.

Woods comes to Tulane following coaching stints at Western Illinois, New Mexico State, Oregon State and Missouri. She replaces Michele Savage, who resigned from her position with the Green Wave in May to become the head women's basketball coach at Davidson College.

A noted recruiter in the realm of women's basketball, Woods' has been instrumental in landing star student-athletes everywhere she has been. More importantly, Woods has been able to develop that talent she has helped sign.

Highlighting the list of her student-athletes Woods has worked with during her career are Tiffany Cornelius, Mercedes Fox-Griffin, Judie Lomax, Casey Nash, Talisa Rhea and Zane Teilane.

Under Woods' tutelage, Cornelius and Teilane claimed Mid-Continent Conference Player of the Year honors at Western Illinois in 2003 and 2005, respectively. While Woods had moved on to Oregon State by the time Teilane completed her career, Teilane went on to earn honorable-

mention WBCA/Kodak All-America recognition, was drafted by the Detroit Shock in the third round of the 2006 WNBA Draft and played in the 2008 Olympics as a member of Team Latvia.

During her time at Oregon State, Woods' recruiting efforts helped the Beavers land the Alaska and Gatorade Player of the Year in Rhea as well as Lomax. Rhea became the 15th OSU player to score 1,000 career points and was named All-Pac 10 last season. Lomax, who transferred to Columbia after Woods and the rest of the coaching staff left the University following the 2007-08 season, went on to lead the NCAA in rebounding twice during her time with the Lions and was named Ivy League Player of the Year in 2010.

Woods also developed Nash during her time in Corvallis, Ore., helping her earn All-Pac 10 honors and move on to a successful professional playing career in Europe. Fox-Griffin, meanwhile, tallied 180 assists in 2006-07, which sits second in school single-season history and ranked eighth nationally in assists-per-game.

A native of Topeka, Kan., Woods began her coaching career at her alma mater - Western Illinois - in 2001 and helped the Westerwinds post a combined 57-30 record in three seasons. WIU earned Mid-Con (now Summit League) regular-season titles in each of Woods' final two seasons there and advanced to the WNIT in 2003.

From there, Woods accepted an assistant position at New Mexico State for the 2004-05 season where she served as the academics and community service liaison, had a hand in all aspects of player development, scouting and game preparation, and was involved in all aspects of recruiting. After one season with the Aggies, she moved on to Oregon State where she helped the Beavers post a 10-game improvement in her first year in Corvallis, go 16-15 and earn a bid to the WNIT.



Following three seasons as assistant coach and recruiting coordinator at OSU, Woods moved on to Missouri where she held a similar position for the last two seasons.

A 1997 graduate of Topeka High School, Woods began her colle-

giate playing career at Barton Community College where she averaged nine points and two assists in two seasons with the Cougars. As a sophomore, she led BCC in 3-point shooting, earned second-team All-Jayhawk West Conference honors and helped lead the team to a conference championship. The Cougars' 29-2 overall record was the highest winning percentage in school history at that time and Barton finished the year ranked sixth nationally.

Woods' accepted a scholarship to Western Illinois for the 1999-2000 season and played in 57 games over the next two years for the Westerwinds. During her Division I career, she averaged 8.8 points per game and was named second-team All-Mid Continent Conference as a senior after draining a school-record 62 3-point baskets. Her 62 treys still sits atop the WIU single-season record book, and despite playing just two seasons there, Woods' 102 career 3-pointers currently ranks fifth in school history.

She earned an associate's degree from Barton in 1999 and completed her bachelor's degree in English with a minor in psychology from Western Illinois in 2001. Woods is a member of the Women's Basketball Coaches Association and the Black Coaches Administrators Association.



## CHARLOTTE BATTIEST

**Academic Coordinator • 4<sup>th</sup> Year**  
**New Orleans, La.**

**University of New Orleans, 2001**

Charlotte Battiest is in her fourth year as an assistant academic coordinator at Tulane where she works with the Green Wave women's basketball, volleyball and track and field teams.

In her current capacity, Battiest monitors the academic and degree progress of her assigned sports and assist with the certification of student-athlete eligibility. She also facilitates study sessions and tutoring as well as assisting the student-athletes with registration and course scheduling.

Battiest came to Tulane from her alma mater, the University of New Orleans, where she spent four years in the office of admissions.

A native New Orleanian, Battiest earned her bachelor's degree in English from UNO in 2001 and completed her master's degree in education administration in 2003.



## SHANDA BRADLEY

**Athletic Trainer • 2<sup>nd</sup> Year**  
**Ozark, Ala.**

**Southern Miss, 1999**

Shanda Bradley begins her second season as an assistant athletic trainer at Tulane where she works primarily with the women's basketball program while assisting with all Green Wave sports.

Bradley joined the Tulane family for the 2009-10 season after spending the previous four years at Florida State. Prior to her stint at FSU, Bradley was the associate athletic trainer at Southern Miss beginning 2004 where she worked with the Golden Eagles' women's basketball program until 2006. She also spent three years at the University of Wyoming as the head trainer for the Cowgirls' women's soccer and basketball teams, and the Cowboys' wrestling squad from 2001-04.

A 1999 graduate of Southern Mississippi, Bradley earned her bachelor's degree in human performances and athletic training and completed her master's degree in sports management from Appalachian State in 2001. She is married to Ben Bradley and the couple resides in New Orleans.



## MARLEY LANSON

**Program Coordinator • 3<sup>rd</sup> Year**  
**Covington, La.**

**LSU, 2008**

Entering her third year as a program coordinator at Tulane is Marley Lanson who she oversees all aspects of the women's basketball and volleyball programs.

In her current capacity, Lanson helps plan, schedule and organize team travel, maintains a recruiting database, monitors operating budgets, assists in summer camp organization and serves as a liaison to the athletic administration, support service areas, vendors, suppliers, scouts and officials.

Prior to coming to Tulane in fall 2008, she served as an intern with the Greater New Orleans Sports Foundation in 2008 and interned with

marketing and promotions for the LSU Athletics Department during the 2007-08 academic year.

A native of Covington, Lanson earned her bachelor's degree in marketing from LSU in May 2008. As an undergrad, she was a member of Pi Beta Phi Sorority, LSU Freshman Executive Council, Mu Kappa Tau Marketing Society, Gold Key International Honor Society, Alpha Lambda Delta Academic Honor Society, National Honor Society of Collegiate Scholars and Habitat for Humanity.



## BRIAN MEARS

**Basketball Operations • 5<sup>th</sup> Year**  
**Houma, La.**

**Tulane, 2003**

Brian Mears is in his third season as Tulane's director of women's basketball operations and fifth overall with the team after serving as a graduate assistant from 2006-2008. His primary duties include coordinating film exchange, overseeing Tulane's student manager staff, serving as the liaison to the equipment operations staff, as well as working with Tulane's game operations staff and managing the Green Wave's travel on road trips.

Mears served in a similar capacity with the Tulane baseball program during the 2005-06 academic year, and also worked with the women's basketball team in Lubbock, Texas, following Hurricane Katrina.

A graduate of Tulane in 2003, Mears owns a bachelor's degree in exercise and sports science and psychology. Following graduation, he turned down a medical school opportunity to pursue a role as director of basketball operations for the Tulane men's basketball staff for the 2004-05 season.

A native of Houma, La., Mears earned his master's degree in business administration from Tulane in May 2008.



## ROB PHILLIPS

**Strength & Conditioning • 1<sup>st</sup> Year**  
**Memphis, Tenn.**

**Tennessee-Martin, 1995**

Rob Phillips enters his first year as Tulane's director of strength and conditioning where he is supervising the strength training for all 17 Green Wave athletics programs and works directly with the men's and women's basketball teams.

Phillips comes to Tulane after serving as the head strength and conditioning coach at the University of Louisiana-Lafayette for the past five years and spent the previous five years as an assistant coach with the Cleveland Browns of the NFL.

Phillips began his career as a graduate assistant at the University of Tennessee where he spent two years with the Volunteers. His next stop was at Western Carolina University where he took on the roll of strength and conditioning coordinator for all sports from 1997 to 1999. He then spent time at the University of Miami where he served as an assistant in 1999 before being promoted to the head strength and nutrition coach in 2000.

Over his career, Phillips has participated in the 1996 & 1997 Florida Citrus Bowls, the 2000 Gator Bowl, the 2001 Nokia Sugar Bowl and the 2003 NFL Playoffs.

Phillips earned his bachelors' degree in physical education and health from Tennessee-Martin in 1995 and his masters in human performance from Tennessee-Knoxville in 1997. He is a certified strength and conditioning coach through the National Strength and Conditioning Association.



# Support Staff




## GREG RACHAL

**Athletic Equipment • 4th Year**  
**Kenner, La.**  
**Northwestern State, 2004**

Entering his fourth year as a member of the Tulane equipment staff and his as equipment manager at Tulane, Greg Rachal oversees equipment operations for both the men's and women's basketball programs and the volleyball team, and assist with football.

Rachal joined the Tulane staff in spring 2007 as an employee in the Tulane Athletics Ticket Office before joining the equipment staff in the fall. Prior to his arrival at Tulane, he served as a student equipment manager at his alma mater, Northwestern State, from 2000-04 and interned in internal operations at Southeastern Louisiana from 2004-05, where he assisted with the reinstatement of the Lions' football program after an 18-year hiatus. Rachal worked as a seasonal assistant equipment manager for the NFL's Jacksonville Jaguars in 2006 spent time as a college scouting intern for the New Orleans Saints in summer 2008.

A native of Kenner, La., Rachal earned his bachelor's degree in social science from NSU in the May 2004 and is a member of the Athletic Equipment Managers Association and the NCAA Division I College Equipment Managers Association.



## GREG STEWART

**Team Doctor • 23<sup>rd</sup> Year**  
**Sugar Land, Texas**  
**Houston Baptist, 1986**

A mainstay on the Green Wave bench for over 20 years, Dr. Greg Stewart has served as team physician for the Tulane department of athletics since 1987. The co-director of the Tulane's sports medicine program, Stewart is board certified in physical medicine and rehabilitation and has been involved in various aspects of sports medicine since his arrival in New Orleans.

Stewart graduated from Houston Baptist in 1982 and earned his doctorate from the University of Texas Medical School in Galveston in 1986.

He is an associate professor of orthopaedics at the Tulane School of Medicine and is an advisory member of both the National Athletic Trainer's Association and the Louisiana Athletic Trainer's Association. Stewart is also a fellow of the American College of Sports Medicine and the director of sports medicine for St. Charles and Plaquemines Parishes.

Stewart was invited to assist in the first Combine of the World League of American Football and arranged physician coverage for the 10th National Veterans Wheelchair Games in New Orleans. He served as the team physician for the New Orleans Night Arena Football Team from 1991-92 and participated as a member of the medical staff in the 1991 United States Olympic Track and Field Trials at Tad Gormely Stadium. In 1996, Stewart received the Louisiana Sports Medicine Society's Jim Finks Award for "Outstanding Contributions to Sports Medicine."

He is the current director of education for the Louisiana Sports Medicine Society and sits on the Sports Medicine Committee of the Louisiana State Medical Society.

Stewart is married to the former Cynthia Billon and the couple has three children: daughters Lauren (25) and Tess (16); and son Shaid (14).



## RICHIE WEAVER

**Athletic Communications • 10th Year**  
**Meraux, La.**  
**Nicholls State, 1998**

Richie Weaver is in his 10th year in the Tulane Athletic Communications Office where he serves as the primary contact for women's basketball, women's tennis and women's swimming. He is also the secondary contact for the Green Wave's football program.

Weaver also helps coordinate the press box during the Allstate Sugar Bowl and R&L Carriers New Orleans Bowl, and works for WestWood One Radio as a sideline producer.

When not busy with his athletics duties, Weaver is an active member of the Boy Scouts of America where he is a member of the Southeast Louisiana Council's Camping Committee and is the chairman of the council's aquatics subcommittee. A former member of Troop 84 out of Violet, La., Weaver earned the prestigious rank of Eagle Scout in 1989.

Weaver joined the Tulane staff in August 2001 after a 13-month stint at Jacksonville (Fla.) University. He also worked as a graduate assistant at Troy State and Louisiana-Monroe. A 1998 graduate of Nicholls State University with a bachelor's degree in mass communication, Weaver worked in the Colonel sports information office as an undergraduate and was named Who's Who Among American Colleges and Universities.

A native of Meraux, La., Weaver is engaged to Meghan Legaux and the couple will be wed on April 16, 2010. He is a member of The National Collegiate Baseball Writers Association, College Sports Information Directors of America and the National Football Writers Association of American.



## MARIA WOODS

**Sr. Associate AD/SWA • 7<sup>th</sup> Year**  
**Ft. Lauderdale, Fla.**  
**Florida, 1990**

Maria Woods is in her seventh year as Senior Associate Athletic Director and Senior Women's Administrator, and oversees many aspects of Tulane student service areas.

Woods spent the previous 12 years at Western Carolina University where she was the assistant athletic director and SWA for over four years. She began her athletic career as an assistant athletic trainer at WCU in 1992. In addition to her athletic duties, Woods was a member of the faculty from 1999-2002 in the College of Health and Human Performances. In 2006, Woods served on the NCAA Division I Volleyball Selection Committee.

A native of Ft. Lauderdale, Fla., Woods completed her bachelor's degree in exercise and sports science from the University of Florida in 1990 and earned her master's in education from Converse in 1992. She is also a certified athletic trainer and a member of the National Athletic Trainers Association.

The former Maria Ochoa, she is married to Thomas Woods – the wide receivers coach for the Tulane football team. The couple resides in New Orleans and has two children: Thomas, Jr. (3) and Alexander (1).

## Scott S. Cowen

University President • 15th Year at Tulane • Metuchen, N.J. • UConn, 1968



Scott S. Cowen is Tulane University's 14th President. He also holds joint appointments as the Seymour S. Goodman Memorial Professor of Business in Tulane's A.B. Freeman School of Business and Professor of Economics in the School of Liberal Arts.

Since President Cowen's arrival in 1998, Tulane University has more than quintupled its undergraduate applications while experiencing all-time highs in student quality. In addition, Tulane has more than doubled the level of total private giving to the university and received a record level of research awards. The university has implemented a number of innovative academic and research program initiatives and significantly increased its community outreach. In recognition of Tulane's accomplishments, it was noted as one of the "Hottest Schools in America" by Newsweek magazine in 2002 and 2008, and has been nationally recognized on multiple occasions for its civic engagement programs, while also being consistently ranked in the top tier of national research universities.

On March 17, 2005, President Cowen announced the public launch of "Promise and Distinction: The Campaign for Tulane." By 2008 the campaign had raised more than \$700 million, making it one of the largest university fundraising efforts in the history of Louisiana.

In 2009 TIME Magazine named President Cowen one of the nation's top 10 Best College Presidents and he was one of only four university leaders nationwide to receive the 2009 Carnegie Corporation Academic Leadership Award. He was also the recipient of the 2009 Times-Picayune's Loving Cup, which each year honors a New Orleanian who has worked unselfishly for the community without expectation of recognition or material reward. In 2010 President Cowen was elected to the American Academy of Arts and Sciences, one of the world's most prestigious honorary societies. In addition, he is the recipient of several national awards and honors, including receiving multiple honorary degrees from such institutions as Brown University, Yeshiva University, George Mason University, University of Connecticut and University of Notre Dame.

When Hurricane Katrina devastated the city of New Orleans in August 2005, flooding 70 percent of Tulane's uptown campus and all the buildings of its downtown health sciences campus, Tulane's faculty, staff and students were dispersed around the country for an entire semester. Under President Cowen's leadership the campus was repaired and on December 8, 2005, the Board of Tulane approved his Renewal Plan, a sweeping effort that strengthens and focuses the university's academic mission while strategically addressing its current and future operations in the post-Katrina era. A remarkable 87 percent of its students returned for classes in January of 2006.

In response to Katrina, President Cowen was appointed to the city's Bring New Orleans Back Commission and charged with leading a committee to reform and rebuild the city's failing public school system. President Cowen has devoted his days and nights to these monumental tasks and has already had impressive results. As part of this effort, Tulane chartered a K-12 school in New Orleans and created an Institute for Public Education Initiatives to support the transformation of public education in New Orleans. In addition, President Cowen has served as a commissioner of the New Orleans Redevelopment Authority, which plays a major role in the rebuilding of Orleans Parish in the aftermath of Hurricane Katrina. He is currently chairman of the Southeast Regional Airport Authority, which is charged with turning Louis Armstrong International Airport into a world-class transportation center and a significant economic development powerhouse.

President Cowen is also the co-founder of the Fleur-de-lis Ambassadors program, a group of New Orleans civic leaders dedicated to spreading the

message nationwide that post-Katrina New Orleans is an economically viable, livable city with a recovery plan in progress. The Ambassadors also actively seek additional support from businesses and philanthropic organizations around the country for the recovery of New Orleans.

Prior to coming to Tulane, President Cowen was a professor—and later dean—at Case Western Reserve University in Ohio for 23 years. He is the author of four books and more than 100 academic and professional articles, essays and reviews. Dr. Cowen's areas of scholarship and teaching focus on strategic financial management systems, corporate governance and leadership. He has held leadership positions in national academic and professional associations, including the American Council on Education, the National Association of Independent Colleges and Universities and the NCAA. He currently serves as a board member for the National Merit Scholarship Corporation and the Council of Higher Education Accreditation (CHEA). In 2003, President Cowen led an effort with his fellow university leaders to reform intercollegiate athletics and ensure that their sports programs are consistent with the values, missions and aspirations of their institutions. President Cowen has consulted with dozens of companies, from start-ups to Fortune 100 companies. He is currently a board member of Newell Rubbermaid, Inc., American Greetings, JoAnn Stores and Forest City Enterprises.

President Cowen received his bachelor's degree from the University of Connecticut in 1968. After serving a three-year term in the U.S. Army as an infantry officer from 1968-1971, he went back to school and received his masters and doctoral degrees, respectively, from The George Washington University in the fields of finance and management.

President Cowen and his wife, Marjorie, have four adult children and two grandchildren.

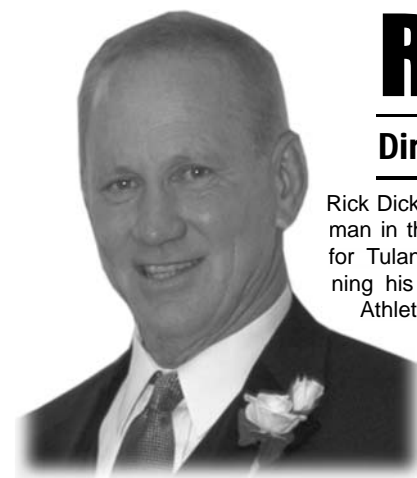


Scott & Marjorie Cowen



## Rick Dickson

Director of Athletics • 11th Year at Tulane • Tulsa, Okla. • Tulsa, 1976



Rick Dickson has proven to be the right man in the right place at the right time for Tulane University Athletics. Beginning his 11th year as the Director of Athletics at Tulane, Dickson has not only sustained Green Wave Athletics, but led its transformation to a model Division I Athletics program.

Dickson was the recipient of the 2004 Award for Outstanding Contribution to Amateur

Football by the National Football Foundation and College Hall of Fame for his leadership in guiding Tulane Athletics through the difficult time of the university's Board review. In 2006, he was awarded the United States Sports Academy Distinguished Service Award for skillfully directing the department through the unprecedented adversity of Hurricane Katrina.

His swift and decisive response to these challenges saved Tulane Athletics, allowing student-athletes and staff to continue to represent Tulane as one of the nation's premier universities and athletics programs.

During the 2005-06 campaign, Dickson kept Tulane Athletics teams viable by first overseeing the evacuation of student-athletes from New Orleans in advance of Hurricane Katrina, and then providing opportunities for the Green Wave's teams to continue competing while dispersed to four campuses in Louisiana and Texas. Working with no home facilities, a depleted budget, and Tulane shut down for the fall, Green Wave Athletics was charged to "Carry the Torch, Be the Face and Represent the Name" not only of Tulane but New Orleans and the entire Gulf region.

In the aftermath of Katrina, Dickson oversaw and presented a plan to the Tulane Board of Administrators to return the Green Wave athletics programs to full-time Division I status with the full complement of the required 16 sports. He took great satisfaction when the reinstatement plan was adopted by the board in 2007.

In July of 2010, Dickson saw his plan come to fruition as Tulane announced its final two sports and returned the athletics department to full time status with 16 sports for the first time since 2005.

In 2006-07, Dickson and former NCAA President Myles Brand were among the many to praise Tulane's student-athletes and staff for their strong academic performance despite Hurricane Katrina. In the fifth year of the NCAA's Academic Performance Rates, all 14 of Tulane's current varsity sports teams scored well above their national averages, marking the fourth straight year that TU's student-athletes had performed above the national average in the classroom for their respective sports.

The 2008-09 campaign saw the addition of four new programs—women's golf, women's tennis, men's cross country and men's outdoor track & field—return to the varsity sports lineup and each sport turned in solid first seasons.

Off the playing field, Tulane University student-athletes once again proved to be one of the best groups in the country with their performance in the classroom as all eight of TU's varsity sports teams for the 2007-08 campaign scored well above their national averages for the fourth straight year according to the most recent multi-year APR.

The 2009-10 campaign saw the return of men's tennis and women's swimming & diving, bringing the Green Wave's lineup to 14 sports and the University recently announced the addition of two more sports - women's bowling and sand volleyball - for the 2011-12 school year.

Each year of Dickson's tenure Tulane student-athletes have achieved the highest levels in the classroom – compiling semester grade point average of 3.0 and ranking among the NCAA leaders in graduation rates – while excelling on the field; Tulane remains among the C-USA leaders in conference titles and NCAA appearances.

In 2003, Dickson assumed the task of building a permanent foundation of support for Tulane Athletics through the Perpetual Wave Cam-

paign. The \$65 million campaign was initiated in 2003 following a Board review, which resulted in a unanimous resolution reaffirming the institution's NCAA status. During the review, Dickson guided the department through an intense campaign that saw football season ticket sales more than double, as well as securing funding for the new baseball stadium and numerous other facilities and program updates.

Dickson's efforts to grow the fan base and establish a plan for long-term financial stability comes on the heels of some of the most successful athletics seasons in school history. Under Dickson's watch, Tulane teams have won 26 Conference USA Championships and advanced to NCAA postseason play 32 times, including two trips to the College World Series and three appearances in the NCAA Women's Golf National Championships.

Under Dickson, Tulane continues to upgrade its facilities. Greer Field at Turchin Stadium (baseball) was completed in 2008 and the Goldring Tennis Complex was renovated and resurfaced for the men's and women's tennis programs in 2010. Improvements to Fogelman Arena are ongoing, and a new field surface and track for the Westfeldt Practice & Competition Facility was installed in 2006.

Tulane announced its next crown jewel in athletic facilities in July 2010 with a new practice facility for the basketball and volleyball teams. The facility is scheduled to be completed by November 2011.

Dickson has hired and retained successful coaches, bringing in Bob Toledo (football), Ed Conroy (men's basketball), Eric Peterson (track & field/cross country) and essentially retaining successful coaches Lisa Stockton (women's basketball) and Rick Jones (baseball) with long-term contract extensions. Dickson took the first step in the rebuilding of Tulane's sports programs when he hired head coaches J.T. Horton (women's golf) and Terri Sisk (women's tennis) in 2007. Mark Booras (men's tennis) and Lena Guarriella (women's swimming and diving) joined the coaching line-up joined the line-up in 2008, while Sinisa Momic (volleyball) was hired in the spring of 2009.

A native of Tulsa, Oklahoma, Dickson came to Tulane from Washington State, where he served as athletics director from 1994-2000. At WSU, Dickson oversaw an athletics program that was recognized nationally for its success in dealing with gender equity issues. He raised funds for a capital campaign for scholarships and endowments, an indoor practice facility, and the renovation of Bohler Gymnasium. Washington State enjoyed on-the-field success during his tenure, highlighted by the football team's first Rose Bowl appearance in 67 years in 1998.

Prior to that, he spent six years as athletic director at his alma mater, The University of Tulsa, where he was instrumental in forming a football scheduling alliance that evolved into Conference USA, and the expansion of the Western Athletic Conference.

Dickson and his wife, Brenda, are the parents of three daughters: Kari, Kasi and Kelli; and a son, Doug.



The Dickson Family: (L-R) Rick, Kari, Kasi, Kelli, Brenda and Doug.



## TIFFANY AIDOO

G/F • 5-9 • Sr.  
Slidell, La.  
Northshore HS

**Career Note:** Three-year letterwinner has played in 95 games with 40 starts for her career...enters senior season averaging 6.5 points, 2.9 rebounds, 1.4 assists, 1.1 steals and 0.1 blocks per game...set Tulane single-season record for 3-point field goal percentage as a junior during the 2009-10 season (.433) after connecting on 58-of-134 shots from beyond the arc...her 58 3-pointers also ranks eighth in Green Wave single-season history.

**2009-10:** Played in all 33 games with starts in the final 27 contests as a junior...earned honorable-mention All-Louisiana recognition after leading the team in 3-point field goal percentage (.433 – school single-season record) and 3-pointers made (58) while ranking third in points (331), points per game (10.0), field goal percentage (.470) and field goals made (117), tied for third in minutes played (912) and minutes per game (27.6), fourth in rebounds per game (3.9) and free throw percentage (.672), and fifth in rebounds (130) and steals (48)...started final 27 games and averaged 10.9 points, 4.1 rebounds, 1.7 assists and 1.4 steals per game in those contests...led Conference USA in 3-point field goal percentage while ranking seventh in 3-pointers made per game (1.8), 18th in field goal percentage and 20th in steals per game (1.5)... named to C-USA All-Tournament Team after averaging 12.3 points, 5.0 rebounds, 1.0 assist and 0.7 steals per game while shooting at a .462 clip (12-of-26) from the field and .467 from beyond the 3-point arc (7-of-15)...also earned All-Tournament honors at the Tulane/DoubleTree Classic when she averaged 14.5 points, 3.0 rebounds and 1.0 assist per game...had 18 double-digit scoring outings, including a career-best 19 against Long Island in the Tulane DoubleTree Classic (12/28)...recorded first career double-double with 15 points and a career-high 13 rebounds against UTEP (1/28)...tied a career-high with four steals against LSU (11/25), vs. Houston (1/8) and at UTEP (3/3)...drained a career-best five 3-pointers against Houston (1/8) and vs. East Carolina in the C-USA Semifinals (3/10)...hit all six shots from the field, including a 4-for-4 performance from 3-point land at SMU on (1/17)...posted a career-best five assists against Stephen F. Austin (12/20) and vs. Southern Miss (1/23)...played at least 30 minutes on 15 occasions, including a career-high 39 vs. UTEP (1/29)...

**2008-09:** Saw action in all 32 games with a pair of starts as a sophomore...averaged 4.3 points and 2.0 rebounds while chipping in with 30 assists, 30 steals and a blocked shot...scored in double digits on four occasions, including a season-best 11 points vs. UTEP (1/18)...pulled down three or more rebounds 12 times, including a season-best six vs. Houston (1/9) and against Tulsa (1/24)...posted eight multiple-assist outings and seven multiple-steal contests...set a career-high with four thefts at Louisiana-Monroe (11/29) and again vs. Houston (1/9)...played 20 or more minutes seven times, including a season-best 28 vs. Temple (12/28).

**2007-08:** Played in all 30 games with 11 starts as a true freshman...ranked tied for third on the team in steals (28) and fourth in assists (44) while av-

eraging 5.1 points, 2.9 rebounds and 18.9 minutes per game...scored in double digits on six occasions, including a season-best 13 points at UTEP (1/31) and vs. Marshall (2/10)...pulled down five or more rebounds seven times, including a season-best seven vs. Marshall...posted 15 multiple-assist outings and nine multiple-steal contests...played 20 or more minutes 12 times, including a season-best 34 vs. Marshall.

**High School:** Four-year letterwinner at Northshore High for coach Tim Holmes...helped guide the Panthers to a combined 43-11 record over her final two prep seasons, including a 27-4 mark as a senior, and a pair of trips to the regional round of the state playoffs...earned first-team All-District 4-5A in each of her final three seasons, tabbed second-team all-state as a junior and first-team all-state as a senior...received first-team all-metro honors as a junior and senior and helped lead Northshore to district titles both seasons...averaged 16.7 points, 7.1 rebounds, 3.5 assists and 3.0 steals per game as a senior...selected to play in the 2007 LHSAA All-Star Game...named Times Picayune Large School Player of the Year as a junior after averaging 15.1 points per game...played AAU ball with the Kenner Angels for current Tulane assistant coach Alan Frey where she won two national championships and advanced to the Final Four on four other occasions...named AAU All-American in 2006 at the 16 and under national tournament...also lettered three times in volleyball where she was named team MVP and first-team all-district each season...off the court, was a member of the A/B Honor Roll, Fellowship of Christian Athletes and Students Against Drunk Driving.

**Personal:** Born Tiffany Afuah Aidoo on June 23, 1989, in Slidell, La... daughter of Peter and Constance Aidoo...has two brothers, Brian and Denis...majoring in communications.

### Aidoo's Career Statistics

Year	GP-GS	Min/Avg	FG-FGA	FG%	3P-3PA	3P%	FT-FTA	FT%
2007-08	30-11	568/18.9	57-166	.343	11-67	.164	29-40	.725
2008-09	32-2	504/15.8	45-147	.306	7-39	.179	39-70	.557
2009-10	33-27	912/27.6	117-249	.470	58-134	.433	39-58	.672
<b>Career</b>	<b>95-40</b>	<b>1984/20.9</b>	<b>219-562</b>	<b>.390</b>	<b>76-240</b>	<b>.317</b>	<b>107-168</b>	<b>.637</b>

Year	OR-DR-TR	Avg.	PF-FO	Ast	To	Blk	Stl	Pts	Avg.
2007-08	44-42-86	2.9	44-1	44	64	1	28	154	5.1
2008-09	36-28-64	2.0	50-2	30	50	1	30	136	4.3
2009-10	49-81-130	3.9	74-2	58	59	5	48	331	10.0
<b>Career</b>	<b>129-151-280</b>	<b>2.9</b>	<b>168-5</b>	<b>132</b>	<b>173</b>	<b>7</b>	<b>106</b>	<b>621</b>	<b>6.5</b>

### Aidoo's Game-By-Game Statistics

#### 2007-08

Date/Opponent	St	Min	FG/A	Pct	3/A	Pct	FT/A	Pct	O/D/T	PF	A/To/Bk/St	Pts
11/10 at Alabama		13	0/2	.000	0/2	.000	2/2	1.000	0/0/0	1	1/1/0/1	2
11/13 Georgia Tech		8	0/1	.000	0/1	.000	0/0	.000	0/0/0	1	0/0/0/0	0
11/16 at S.F. Austin		13	2/5	.400	2/5	.400	0/0	.000	1/0/1	0	1/1/0/0	6
11/18 Winthrop		8	0/1	.000	0/1	.000	1/2	.500	1/0/1	0	0/2/0/0	1
11/21 vs Kansas St.		17	1/5	.200	0/1	.000	2/2	1.000	2/1/3	0	2/1/0/3	4
11/22 vs N.Illinois		19	2/6	.333	2/4	.500	0/0	.000	3/0/3	0	3/0/0/1	6
11/27 at UL-Lafayette		14	1/5	.200	1/3	.333	0/0	.000	2/1/3	1	1/2/0/0	3
12/2 LSU		12	0/2	.000	0/1	.000	2/2	1.000	0/0/0	2	0/2/0/1	2
12/5 at Rhode Island		21	2/4	.500	0/1	.000	2/2	1.000	2/0/2	2	2/2/0/1	6
12/20 Robert Morris		26	5/7	.714	1/2	.500	1/2	.500	4/1/5	4	2/2/0/1	12
12/21 UT-San Antonio		14	1/4	.250	0/1	.000	0/0	.000	2/3/5	3	0/3/0/0	2
12/29 UL-Monroe		16	1/4	.250	0/2	.000	2/2	1.000	0/1/1	2	2/3/0/2	4
1/2 Nicholls State		12	3/5	.600	1/2	.500	4/4	1.000	2/0/2	0	1/0/0/0	11
1/4 at Rice		20	3/7	.429	0/3	.000	0/0	.000	2/4/6	1	1/5/0/2	6
1/6 at Houston		16	2/3	.667	1/1	1.000	0/0	.000	0/1/1	0	1/3/0/0	5
1/12 UTEP		22	3/8	.375	2/5	.400	3/4	.750	1/0/1	3	1/1/0/3	11
1/18 Memphis		29	5/9	.556	0/2	.000	1/3	.333	1/3/4	0	3/3/1/0	11
1/20 UAB	*	22	2/7	.286	0/3	.000	0/0	.000	1/1/2	1	1/2/0/0	4
1/26 at UTEP	*	24	6/11	.545	0/2	.000	1/1	1.000	1/5/6	3	2/3/0/0	13
1/31 at Tulsa	*	15	0/2	.000	0/1	.000	0/0	.000	1/0/1	1	0/3/0/1	0
2/2 at SMU	*	25	1/8	.125	0/2	.000	2/4	.500	1/1/2	5	3/6/0/0	4
2/7 at East Carolina	*	33	3/8	.375	0/3	.000	0/1	.000	2/1/3	0	2/0/0/2	6
2/10 Marshall	*	34	5/8	.625	1/4	.250	2/4	.500	4/3/7	2	2/4/0/1	13
2/14 Rice	*	15	0/2	.000	0/0	.000	2/2	1.000	0/2/2	3	1/2/0/0	2
2/16 Houston	*	18	1/4	.250	0/3	.000	1/2	.500	1/4/5	2	0/4/0/2	3
2/22 at UCF	*	24	1/6	.167	0/4	.000	0/0	.000	2/1/3	2	3/3/0/2	2
2/24 at Southern Miss	*	28	4/16	.250	0/3	.000	0/0	.000	2/3/5	2	3/3/0/2	8
2/28 Tulsa	*	15	2/6	.333	0/2	.000	1/1	1.000	2/2/4	0	0/1/0/0	5
3/1 SMU		15	0/4	.000	0/1	.000	0/0	.000	2/2/4	0	3/0/0/1	0
3/6 vs Marshall		20	1/6	.167	0/2	.000	0/0	.000	2/2/4	3	3/2/0/2	2



## Aidoo's Game-By-Game Statistics (Continued)

2008-09

Date/Opponent	St	Min	FG/A	Pct	3/A	Pct	FT/A	Pct	O/D/T	PF	A/To/Bk/St	Pts
11/14 Illinois State	*	14	0/3	.000	0/0	.000	0/0	.000	1/0/1	2	0/1/0/0	0
11/16 at Arizona St.		15	2/7	.286	0/0	.000	2/4	.500	0/1/1	1	1/2/0/0	6
11/20 at VCU	*	15	0/4	.000	0/1	.000	0/0	.000	2/1/3	0	1/3/0/1	0
11/24 at LSU		22	2/3	.667	1/1	1.000	1/2	.500	1/3/4	2	1/4/0/0	6
11/26 UL-Lafayette		18	3/5	.600	1/2	.500	2/2	1.000	2/0/2	1	2/3/0/0	9
11/29 at UL-Monroe		18	2/6	.333	0/2	.000	6/7	.857	0/1/1	1	1/4/0/4	10
12/5 vs Jackson St.		18	1/4	.250	0/2	.000	0/0	.000	1/1/2	2	2/2/0/0	2
12/6 Indiana State		15	2/4	.500	0/1	.000	0/1	.000	1/0/1	0	2/2/0/0	4
12/17 at Nicholls St.		17	3/3	1.000	1/1	1.000	0/0	.000	1/2/3	2	1/0/0/0	7
12/20 Alabama St.		18	3/7	.429	0/1	.000	0/0	.000	0/0/0	1	0/1/0/2	6
12/21 Providence		17	3/4	.750	0/0	.000	4/4	1.000	2/1/0	0	2/3/0/2	10
12/28 Temple		28	3/12	.250	1/5	.200	0/0	.000	0/1/1	5	1/3/0/1	7
12/30 South Florida		19	1/7	.143	0/2	.000	0/4	.000	0/0/0	5	2/0/0/1	2
1/2 at UTEP		12	0/2	.000	0/0	.000	0/0	.000	2/1/3	0	1/2/0/1	0
1/4 at Georgia Tech		11	0/1	.000	0/1	.000	2/4	.500	1/0/1	2	1/3/0/1	2
1/9 Houston		22	0/7	.000	0/1	.000	1/2	.500	1/5/6	2	0/1/0/4	1
1/11 Rice		24	3/7	.429	0/1	.000	4/4	1.000	3/0/3	2	2/2/0/1	10
1/18 UTEP		23	4/13	.308	1/5	.200	2/4	.500	2/0/2	2	1/1/0/1	11
1/22 SMU		16	0/3	.000	0/2	.000	3/4	.750	2/2/4	3	0/2/0/1	3
1/24 Tulsa		14	1/3	.333	1/2	.500	6/10	.600	3/3/6	3	2/2/0/1	9
1/29 at UAB		9	0/3	.000	0/1	.000	0/0	.000	1/0/1	1	0/0/0/1	0
1/31 at Memphis		10	1/4	.250	0/1	.000	0/0	.000	1/0/1	0	1/1/0/1	2
2/5 at Marshall		4	1/4	.250	0/0	.000	0/1	.000	3/0/3	1	0/0/0/0	2
2/9 East Carolina		5	1/2	.500	1/1	1.000	0/0	.000	0/1/1	1	0/0/0/0	3
2/12 at Houston		13	1/2	.500	0/0	.000	0/0	.000	0/0/0	2	1/0/1/0	2
2/14 at Rice		16	1/3	.333	0.0	.000	3/8	.375	3/0/3	1	1/1/0/2	5
2/19 Southern Miss		11	0/2	.000	0.0	.000	0/0	.000	0/0/0	3	1/1/0/0	0
2/21 UCF		23	4/10	.400	0/3	.000	1/3	.333	1/0/1	1	1/1/0/1	9
2/26 at SMU		11	0/3	.000	0/1	.000	1/2	.500	0/2/2	2	2/2/0/2	1
2/28 at Tulsa		13	1/2	.500	0/0	.000	0/2	.000	0/1/1	1	0/1/0/1	2
3/5 vs Tulsa		20	2/6	.333	0/2	.000	1/2	.500	1/0/1	0	0/1/0/1	5
3/6 vs Southern Miss		13	0/1	.000	0/0	.000	0/0	.000	1/2/3	1	0/1/0/0	0

2009-10

Date/Opponent	St	Min	FG/A	Pct	3/A	Pct	FT/A	Pct	O/D/T	PF	A/To/Bk/St	Pts
11/13 UL-Monroe		14	3/4	.750	0/1	.000	0/0	.000	0/0/0	2	3/0/0/3	6
11/20 vs Liberty		19	0/1	.000	0/0	.000	0/0	.000	2/1/3	2	1/1/0/0	0
11/21 vs Loyola-Md		29	1/3	.333	0/0	.000	1/2	.500	3/2/5	1	2/3/0/2	3
11/25 LSU		29	5/9	.556	2/4	.500	0/0	.000	3/4/7	3	3/0/1/4	12
12/1 at South Ala.		16	0/1	.000	0/0	.000	0/0	.000	0/0/0	1	0/0/0/0	0
12/4 Prairie View		30	6/8	.750	3/4	.750	0/0	.000	3/0/3	2	3/2/0/0	15
12/5 vs Longwood	*	27	6/8	.750	1/3	.333	4/5	.800	2/1/3	1	0/1/0/3	17
12/17 at South Florida	*	33	6/12	.500	1/5	.200	3/5	.600	1/1/2	1	2/2/0/0	16
12/20 S.F. Austin	*	26	1/3	.333	0/1	.000	0/0	.000	3/3/6	1	5/0/1/1	2
12/22 McNeese St.	*	22	1/5	.200	0/3	.000	4/5	.800	1/4/5	2	2/2/0/1	6
12/28 Long Island	*	27	5/9	.556	3/5	.600	6/8	.750	0/3/3	2	0/0/0/1	19
12/29 Texas Tech	*	32	4/10	.400	1/2	.500	1/2	.500	1/2/3	1	2/3/0/1	10
1/4 at SE Louisiana	*	22	2/4	.500	1/3	.333	0/0	.000	1/2/3	3	3/2/0/0	5
1/8 Houston	*	32	6/10	.600	5/7	.714	1/2	.500	0/5/5	2	2/6/1/2	18
1/10 Rice	*	32	2/9	.222	0/3	.000	1/2	.500	2/1/3	4	4/1/0/4	5
1/15 at Tulsa	*	28	2/7	.286	2/5	.400	2/4	.500	0/2/2	2	2/2/0/2	8
1/17 at SMU	*	32	6/6	1.000	4/4	1.000	0/0	.000	2/1/3	2	0/5/0/1	16
1/23 Southern Miss	*	32	4/8	.500	2/5	.400	4/7	.571	1/3/4	5	5/3/0/2	14
1/28 UTEP	*	39	6/11	.545	3/5	.600	0/0	.000	5/8/13	3	1/2/1/0	15
1/31 at UCF	*	19	4/6	.667	2/2	1.000	0/0	.000	0/0/0	5	1/0/0/1	10
2/5 Tulsa	*	33	5/12	.417	1/5	.200	2/3	.667	5/2/7	3	1/1/0/2	13
2/7 SMU	*	28	2/8	.250	2/4	.500	0/0	.000	1/3/4	1	5/1/0/0	6
2/11 at Marshall	*	30	2/7	.286	1/4	.250	0/0	.000	0/1/1	3	1/2/0/1	5
2/13 at East Carolina	*	25	5/10	.500	4/8	.500	2/2	1.000	1/6/7	3	1/1/0/1	16
2/18 Memphis	*	20	4/8	.500	4/6	.667	2/2	1.000	3/0/3	4	1/1/0/0	14
2/20 UAB	*	29	7/9	.778	3/5	.600	0/0	.000	0/6/6	2	1/2/0/3	17
2/25 at Rice	*	15	1/6	.167	0/5	.000	0/0	.000	1/0/1	0	0/0/1/1	2
2/27 at Houston	*	27	2/7	.286	1/4	.250	0/0	.000	3/2/5	3	1/1/0/3	5
3/3 at UTEP	*	33	4/14	.286	4/10	.400	0/0	.000	2/3/5	2	2/3/0/4	12
3/9 vs UCF	*	36	4/11	.364	2/8	.250	2/4	.500	1/2/3	3	2/5/0/0	12
3/10 vs East Carolina	*	35	5/8	.625	4/6	.667	2/3	.667	2/5/7	1	1/1/0/2	16
3/12 vs UAB	*	30	3/7	.429	1/1	1.000	2/2	1.000	0/5/5	3	0/2/0/0	9
3/20 vs Georgia	*	31	3/8	.375	1/6	.167	0/0	.000	0/3/3	1	1/4/0/3	7



## ROSHAUNDA BARNES

G • 5-5 • Sr.

Baton Rouge, La.

Southern Lab

**Career Note:** Three-year letterwinner has played in 81 games with 35 starts for her career...enters senior season averaging 5.4 points, 2.1 rebounds, 2.6 assists, 1.6 steals and 0.2 blocks per game...her steals-per-game average ranks 10th in Tulane career history...her 90 steals and 2.7 steals-per-game average a year ago ranks third and eighth in Tulane single-season history, respectively, while her 139 assists during the 2009-10 campaign sits tied for fifth.

**2009-10:** Started all 33 games as a junior...led team in assists (139), steals (90) and minutes played (963) while ranking second in minutes per game (29.2), tied for second in blocks (14), tied for third in free throws made (67) and fourth in points (306), points per game (9.3), field goals made (111) and 3-pointers made (17)...finished third in Conference USA in steals per game (2.7), sixth in assists per game (4.2) and seventh in assist-to-turnover ratio (1.5)...named C-USA Co-Player of the Week and Louisiana Player of the Week on Feb. 22 after averaged 16.5 points, 5.0 steals, 4.5 assists and 2.0 rebounds per game while shooting 50.0 percent from the field (11-of-22) during a pair of wins...scored in double digits 15 times during the regular season, including a string of four games from Jan. 8-17 and from Jan. 31-Feb. 11...set career highs in points (25), field goals made (7), 3-pointers made (3) and free throws made (8) at UCF (1/31)...later tied personal bests with seven baskets and a trio of 3-pointers vs. Georgia in the NCAA Tournament (3/20)...had five or more assists in 14 games, including a pair of seven-assist outings and a career-best eight at Southeastern Louisiana (1/4) and vs. Rice on (1/10)...had four or more steals on 11 occasions, including a career-high seven vs. Prairie View A&M during the Big Easy Classic (12/4)...tied a career high with a season-best seven rebounds (4 offense, 3 defense) at Southeastern Louisiana (1/4)...played at least 30 minutes on 18 occasions, including a career-high 39 minutes vs. Texas Tech in the Double-Tree Classic (12/29).

**2008-09:** Played in all 32 games with a pair of starts as a sophomore...ranked tied for second on the team in assists (62) and tied for third in steals (36) while averaging 3.8 points, 2.1 rebounds and 14.7 minutes per game...had five or more assists five times with a season-high of seven at Nicholls State (12/17)...tallied eight multiple-steal contests with a high-water mark of five vs. Tulsa (1/24)...scored five or more points 14 times, including a string of six straight from Jan. 11-31 and a season-best nine against both Arizona State (11/16) and SMU (1/22)...played at least 20 minutes seven times, including 26-





minute performance vs. Illinois State (11/14) in the opening round of the Preseason WNIT when she pulled down a season-best seven rebounds.

**2007-08:** Saw action in 16 games as a true freshman...averaged 0.4 points, 0.5 rebounds and 4.7 minutes per game while chipping in with 11 assists and three steals...scored first collegiate point on a field goal against LSU (12/2) and had a season-best three points at Southern Miss (2/24)...had a pair of multiple-rebound outings...posted a season-best three assists vs. Houston (2/16) and had one steal each against Winthrop (11/18), Housotn (2/16) and Southern Miss (2/4)...played 10-plus minutes twice, including a season long of 11 at Southern Miss (2/24).

**High School:** Four-year letterwinner at Southern Lab for coach Henry Combs...helped lead the Kittens to the state playoffs each year, including a trip to the state semifinals as a junior and senior...earned all-district honors in each of her final three prep seasons, claiming District 7-1A co-MVP honors as a senior and Distrcit 6-1A Defensive MVP recognition as a sophomore...as a senior, named first-team all-state, first-team all-metro and honorable-mention All-American after averaging 13.1 points and 7.1 assists per game...named second-team all-state as a junior after averaging 15.7 points per contest...claimed honorable-mention all-state recognition as a sophomore...also lettered in track and field where she was part of the 2005-06 state championship team as a junior...off the court, was a member of the Honor Roll.

**Personal:** Born Roshaunda Aileen Barnes on Aug. 12, 1989, in Baton Rouge, La...daughter of Renee Barnes...has one brother, Eric Lusk...majoring in communication.

## Barnes' Career Statistics

Year	GP-GS	Min/Avg	FG-FGA	FG%	3P-3PA	3P%	FT-FTA	FT%
2007-08	16-0	75/4.7	3-20	.150	1-2	.500	0-0	.000
2008-09	32-2	470/14.7	47-149	.315	3-24	.125	26-46	.565
2009-10	33-33	963/29.2	111-304	.365	17-59	.288	67-105	.638
<b>Career</b>	<b>81-35</b>	<b>1508/18.6</b>	<b>161-473</b>	<b>.340</b>	<b>21-85</b>	<b>.247</b>	<b>93-151</b>	<b>.616</b>

Year	OR-DR-TR	Avg.	PF-FO	Ast	To	Blk	Stl	Pts	Avg.
2007-08	1-7-8	0.5	8-0	11	13	0	3	7	0.4
2008-09	25-43-68	2.1	33-0	62	71	6	36	123	3.8
2009-10	24-68-92	2.8	69-0	139	95	14	90	306	9.3
<b>Career</b>	<b>50-118-168</b>	<b>2.1</b>	<b>110-0</b>	<b>212</b>	<b>179</b>	<b>20</b>	<b>129</b>	<b>436</b>	<b>5.4</b>

## Barnes' Game-By-Game Statistics

### 2007-08

Date/Opponent	St	Min	FG/A	Pct	3/A	Pct	FT/A	Pct	O/D/T	PF	A/To/Bk/St	Pts
11/16 at S.F. Austin	2	0/1	.000	0/0	.000	0/0	.000	0/1/1	1	0/0/0/0	0	0
11/18 Winthrop	4	0/0	.000	0/0	.000	0/0	.000	0/2/2	1	0/2/0/1	0	0
11/21 vs Kansas St.	4	0/0	.000	0/0	.000	0/0	.000	0/0/0	1	0/0/0/0	0	0
11/27 at UL-Lafayette	2	0/0	.000	0/0	.000	0/0	.000	0/0/0	0	0/0/0/0	0	0
12/2 LSU	6	1/2	.500	0/0	.000	0/0	.000	0/0/0	1	0/1/0/0	2	0
12/5 at Rhode Island	3	0/0	.000	0/0	.000	0/0	.000	0/0/0	0	1/0/0/0	0	2
12/21 UT-San Antonio	4	0/1	.000	0/0	.000	0/0	.000	0/0/0	0	1/2/0/0	0	0
1/2 Nicholls State	10	0/1	.000	0/0	.000	0/0	.000	0/0/0	0	2/3/0/0	0	0
1/4 at Rice	2	0/0	.000	0/0	.000	0/0	.000	0/0/0	0	1/0/0/0	0	0
1/26 at UTEP	3	0/2	.000	0/0	.000	0/0	.000	0/1/1	0	0/1/0/0	0	0
2/7 at East Carolina	4	0/0	.000	0/0	.000	0/0	.000	0/1/1	0	0/0/0/0	0	0
2/14 Rice	5	0/1	.000	0/0	.000	0/0	.000	0/0/0	0	0/1/0/0	0	0
2/16 Houston	7	1/3	.333	0/0	.000	0/0	.000	0/0/0	0	3/1/0/1	2	2
2/24 at Southern Miss	11	1/5	.200	1/2	.500	0/0	.000	1/0/1	2	2/1/0/1	3	3
2/28 Tulsa	2	0/1	.000	0/0	.000	0/0	.000	0/0/0	0	0/1/0/0	0	0
3/6 vs Marshall	6	0/3	.000	0/0	.000	0/0	.000	0/2/2	2	1/0/0/0	0	0

### 2008-09

Date/Opponent	St	Min	FG/A	Pct	3/A	Pct	FT/A	Pct	O/D/T	PF	A/To/Bk/St	Pts
11/14 Illinois State		26	1/6	.167	0/1	.000	4/6	.667	3/4/7	2	5/2/0/2	6
11/16 at Arizona St.		18	4/9	.444	0.0	.000	1/1	1.000	0/2/2	3	4/4/0/3	9
11/20 at VCU		13	0/1	.000	0/1	.000	2/2	1.000	2/1/3	2	0/3/0/0	2
11/24 at LSU		20	1/4	.250	0/1	.000	1/3	.333	2/2/4	1	4/4/0/0	3
11/26 UL-Lafayette		18	0/6	.000	0/0	.000	1/2	.500	0/2/2	1	2/3/0/1	1
11/29 at UL-Monroe		15	0/3	.000	0/0	.000	2/2	1.000	0/3/3	1	0/3/0/1	2
12/5 vs Jackson St.		14	1/5	.200	0/2	.000	0/0	.000	1/2/3	0	0/2/1/1	2
12/6 Indiana State		7	1/4	.250	0/1	.000	0/0	.000	0/0/0	1	1/2/0/0	2
12/17 at Nicholls St.		20	2/5	.400	0/1	.000	2/3	.667	0/1/1	3	7/3/1/1	6
12/20 Alabama St.		17	1/2	.500	0/0	.000	1/2	.500	0/0/0	1	2/0/0/1	3
12/21 Providence		16	0/4	.000	0/0	.000	0/0	.000	0/2/2	2	1/3/0/0	0
12/28 Temple		17	1/5	.200	0/1	.000	3/4	.750	1/3/4	0	3/2/0/1	5
12/30 South Florida		18	4/9	.444	0/2	.000	0/0	.000	2/1/3	0	2/2/1/0	8
1/2at UTEP		7	0/1	.000	0/0	.000	0/0	.000	0/3/3	0	0/2/1/1	0
1/4 at Georgia Tech		13	1/3	.333	0/2	.000	0/0	.000	0/2/2	0	1/2/0/2	2
1/9 Houston		14	1/3	.333	0/0	.000	0/0	.000	2/2/4	2	3/1/0/1	2
1/11 Rice		21	3/4	.750	0/0	.000	2/4	.500	0/1/1	2	5/1/0/1	8
1/18 UTEP		20	3/5	.600	0/0	.000	1/1	1.000	1/2/3	1	3/2/0/2	7
1/22 SMU		18	4/9	.444	1/2	.500	0/1	.000	1/2/3	1	4/0/0/0	9
1/24 Tulsa		19	3/4	.750	0/1	.000	2/3	.667	0/1/1	0	2/1/0/5	8
1/29 at UAB		20	3/11	.273	0/1	.000	0/2	.000	1/1/2	1	0/3/1/1	6
1/31 at Memphis	*	24	3/7	.429	1/1	1.000	0/0	.000	3/2/5	3	5/7/0/1	7
2/5/9 at Marshall	*	10	0/2	.000	0/0	.000	0/0	.000	0/1/1	1	1/5/0/0	0
2/9 East Carolina		4	0/2	.000	0/0	.000	0/0	.000	1/0/1	0	1/1/0/0	0
2/12 at Houston		9	0/5	.000	0/0	.000	2/4	.500	1/1/2	1	0/2/0/1	2
2/14 at Rice		13	2/6	.333	0/1	.000	1/2	.500	0/2/2	0	0/3/1/2	5
2/19 Southern Miss		7	0/2	.000	0/0	.000	0/0	.000	0/0/0	1	1/1/0/1	0
2/21 UCF		15	3/6	.500	0/1	.000	0/0	.000	1/0/1	1	0/4/0/2	6
2/26 at SMU		13	1/5	.200	0/3	.000	1/4	.250	0/0/0	0	1/0/0/1	3
2/28 at Tulsa		10	3/6	.500	0/0	.000	0/0	.000	2/0/2	1	2/0/0/2	6
3/5 vs Tulsa		9	0/1	.000	0/0	.000	0/0	.000	1/0/1	1	2/2/0/1	0
3/6 vs Southern Miss		5	1/4	.250	1/2	.500	0/0	.000	0/0/0	0	0/1/0/1	3

### 2009-10

Date/Opponent	St	Min	FG/A	Pct	3/A	Pct	FT/A	Pct	O/D/T	PF	A/To/Bk/St	Pts
11/13 UL-Monroe	*	25	0/6	.000	0/0	.000	0/0	.000	0/0/0	3	3/2/0/4	0
11/20 vs Liberty	*	28	1/6	.167	0/3	.000	0/1	.000	1/3/4	1	5/6/0/1	2
11/21 vs Loyola-Md	*	18	3/6	.500	0/0	.000	0/0	.000	0/1/1	1	1/3/1/4	6
11/25 LSU	*	14	2/5	.400	1/1	1.000	0/0	.000	1/0/1	3	2/1/0/0	5
12/1 at South Ala.	*	30	1/6	.167	0/3	.000	0/0	.000	1/2/3	1	7/3/0/4	2
12/4 Prairie View	*	28	3/12	.250	0/1	.000	0/0	.000	0/1/1	2	2/3/1/7	6
12/5 vs Longwood	*	30	1/5	.200	0/0	.000	1/2	.500	1/1/2/3	2	4/3/0/5	3
12/17 at South Florida	*	25	3/6	.500	0/1	.000	1/3	.333	0/2/2	4	4/1/0/2	7
12/20 S.F. Austin	*	22	4/6	.667	1/1	1.000	2/2	1.000	1/2/3	0	2/4/1/3	11
12/22 McNeese St.	*	26	1/6	.167	0/1	.000	2/2	1.000	2/1/3	2	6/1/0/3	4
12/28 Long Island	*	27	2/6	.333	0/1	.000	0/1	.000	2/1/3	0	5/4/1/1	4
12/29 Texas Tech	*	39	5/8	.625	1/1	1.000	0/3	.000	1/0/1	2	6/2/0/4	11
1/4 at SE Louisiana	*	32	1/6	.167	0/1	.000	6/8	.750	4/3/7	3	8/2/0/4	8
1/8 Houston	*	34	5/14	.357	1/2	.500	0/0	.000	1/1/2	1	6/2/3/5	11
1/10 Rice	*	27	6/13	.462	0/1	.000	2/2	1.000	0/6/6	0	8/2/3/0	14
1/15 at Tulsa	*	32	3/9	.333	0/1	.000	5/10	.500	0/3/3	4	5/3/0/4	11
1/17 at SMU	*	27	5/11	.455	0/1	.000	1/3	.333	2/1/3	4	2/2/0/1	11
1/23 Southern Miss	*	27	2/8	.250	0/2	.000	4/4	1.000	0/1/1	3	5/6/0/2	8
1/28 UTEP	*	31	3/7	.429	0/1	.000	0/0	.000	0/2/2	3	6/3/0/3	6
1/31 at UCF	*	37	7/11	.636	3/4	.750	8/10	.800	1/2/3	2	4/4/2/3	25
2/5 Tulsa	*	30	5/13	.385	1/3	.333	2/3	.667	0/3/3	4	0/4/0/2	13
2/7 SMU	*	28	5/8	.625	2/2	1.000	3/4	.750	1/2/3	1	3/2/0/3	15
2/11 at Marshall	*	34	4/9	.444	1/2	.500	4/5	.800	1/3/4	2	4/2/0/1	13
2/13 at E.Carolina	*	38	3/13	.231	0/2	.000	1/4	.250	1/3/4	1	4/3/0/3	7
2/18 Memphis	*	30	6/10	.600	2/4	.500	7/7	1.000	2/1/3	0	5/3/0/5	21
2/20 UAB	*	31	5/12	.417	0/2	.000	2/3	.667	1/0/1	3	4/3/0/5	12
2/25 at Rice	*	34	4/17	.235	0/2	.000	3/5	.600	0/5/5	2	4/4/1/1	11
2/27 at Houston	*	25	3/14	.214	0/4	.000	3/5	.600	0/2/2	4	4/3/1/1	9
3/3 at UTEP	*	34	1/7	.143	0/0	.000	4/6	.667	0/4/4	1	3/1/0/2	6
3/9 vs UCF	*	18	1/7	.143	0/3	.000	2/2	1.000	0/3/3	1	6/2/0/0	4
3/10 vs E.Carolina	*	34	6/7	.857	0/0	.000	2/4	.500	0/3/3	3	3/8/0/2	14
3/12 vs UAB	*	33	3/11	.273	1/1	1.000	2/6	.333	0/3/3	3	5/3/0/2	9
3/20 vs Georgia	*	35	7/19	.368	3/8	.375	0/0	.000	0/2/2	3	3/0/0/3	17



## BRETT BENZIO

C • 6-3 • Jr.

Palm City, Fla.

Jensen Beach HS

**Career Note:** Two-year letterwinner has played in 60 games with 50 starts for her career...enters junior season averaging 8.1 points, 8.3 rebounds, 1.3 assists, 0.8 steals and 1.4 blocks per game...her 8.3 rebounds-per-game average ranks third in Tulane career history while her 1.4 blocks per game and 81 blocks rank sixth and fourth in the Green Wave record book, respectively...set a Tulane single-season record with 214 defensive rebounds as a freshman during the 2008-09 campaign while her 296 total rebounds and 9.3 rebounds-per-game average that season ranks fourth and seventh in school history.

**2009-10:** Played in 28 games with 22 starts as a sophomore...led team in rebounds (200), rebounds per game (7.1) and blocked shots (34) while ranking second in field goal percentage (.519), fifth in free throws made (44) and free throw percentage (.667) and sixth in both points (210) and points per game (7.5)...missed five games and played limited minutes in others due to a lingering foot injury...finished fifth in Conference USA in field goal percentage, sixth in blocks per game (1.2) and eighth in rebounds per game (7.1)...scored in double digits on eight occasions, including a season-best 18 on 8-of-10 shooting at South Alabama (12/1)...tallied double-digit rebounds seven times, including a career-best 17 (6 offense, 11 defense) vs. UAB in the C-USA championship game (3/12)...had a quartet of point/rebound double-doubles, including a 16-point, 14-rebound effort against Loyola-Maryland (11/21) to go along with three assists, a block and a steal...was a perfect 6-for-6 from the field against Louisiana-Monroe (11/13) and vs. Longwood on (12/25)...had a season-best four blocks vs. Prairie View in the Big Easy Classic (12/4)...played at least 30 minutes on six occasions, including a season-best 37 minutes vs. Georgia in the NCAA Tournament (3/20)...off the court, was a member of the C-USA Commissioner's Honor Roll and Tulane's 3.0 Club.

**2008-09:** Saw action in all 32 games with 28 starts as a true freshman...earned Conference USA All-Freshman Team honors after leading the team in rebounds (296), rebounds per game (9.3) and blocks (47) while ranking second in field goals made (108), minutes played (946) and minutes per game (29.6), third in free throws made (59), fourth in free throw percentage (.634), tied for fourth in points per game (8.6) and fifth in points (275), assists (45) and steals (32)...finished fifth in Conference USA in rebounds per game, seventh in blocks per game (1.47) and ninth in field goal percentage...ranked 44th in NCAA in rebounding and was the No. 2 freshman rebounder in all of Division I...named C-USA Freshman of the Week on Jan. 5 after averaging 15.0 points and 14.0 rebounds over a pair of games...scored in double digits 13 times and had double-digit rebound totals on 16 occasions...had nine double-doubles, including a career-high 19 points and a season-best 15 rebounds at UTEP (1/2)...also had 19 points vs. Houston (1/9) and 15 rebounds vs. Louisiana-Lafayette (11/26)...had 11 multiple-block games, including a



school-record seven stuffs vs. Houston (1/9)...posted career highs with eight assists and four steals vs. Southern Miss (2/19)...played in 30 or more minutes 16 times, including as season-long 36 at Louisiana-Monroe (11/29), at UTEP (1/2) and at Marshall (2/5)...off the court, was a member of the C-USA Commissioner's Honor Roll and Tulane's 3.0 Club.

**High School:** Four-year letterwinner at Jensen Beach High for coach for coach Theresa Iullicci...helped guide the Falcons to a combined 73-14 record over her final three prep seasons, advance to the state playoffs each time and win the 4A state title as a junior...tapped second-team all-state as a junior and senior...earned all-area honors all four seasons: honorable mention as a freshman and first-team each of her last three years...also named FHSAA Academic All-State in 2008...ranked No. 29 player in the state by FloridaHoops.com after averaging 15.0 points and 12.0 rebounds per game and tallying 94 blocks, 65 steals and 56 assists as a senior...averaged 13.7 points and 11.4 rebounds per games as a junior...as a sophomore, averaged 13.0 points, 10.0 rebounds and 1.4 blocks per outing...also lettered four years in volleyball where she was a two-time all-state selection, while claiming the Scripps Treasure Coast Newspapers Player of the Year and leading her team to a state championship as a senior...off the court, was an AP Scholar Award winner and was named JBH's Scholar-Athlete of the Year as a junior and senior...graduated with a 3.95 GPA and ranked 24th in a class of 321.

**Personal:** Born Brett Elizabeth Benzio on April 27, 1990, in Carol Stream, Ill...daughter of Edward and Barbara Benzio...has one brothers, Brian, and two sisters; Brooke and Brittney...majoring in business management.

### Benzio's Career Statistics

Year	GP-GS	Min/Avg	FG-FGA	FG%	3P-3PA	3P%	FT-FTA	FT%
2008-09	32-28	108/29.6	108-231	.468	0-0	.000	59-93	.634
2009-10	28-22	668/23.9	83-160	.519	0-0	.000	44-66	.667
<b>Career</b>	<b>60-50</b>	<b>1614/26.9</b>	<b>191-391</b>	<b>.488</b>	<b>0-0</b>	<b>.000</b>	<b>103-159</b>	<b>.648</b>

Year	OR-DR-TR	Avg.	PF-FO	Asst	To	Blk	Stl	Pts	Avg.
2008-09	82-214-296	9.3	75-2	45	52	47	32	275	8.6
2009-10	66-134-200	7.1	59-1	31	43	34	13	210	7.5
<b>Career</b>	<b>148-348-496</b>	<b>8.3</b>	<b>134-3</b>	<b>76</b>	<b>95</b>	<b>81</b>	<b>45</b>	<b>485</b>	<b>8.1</b>

### Benzio's Game-By-Game Statistics

#### 2008-09

Date/Opponent	St	Min	FG/A	Pct	3/A	Pct	FT/A	Pct	O/D/T	PF	A/To/Bk/St	Pts
11/14 Illinois State		28	3/4	.750	0/0	.000	2/4	.500	2/10/12	3	0/3/2/0	8
11/16 at Arizona St.	*	28	2/4	.500	0/0	.000	1/2	.500	1/7/8	4	3/1/0/0	5
11/20 at VCU		25	0/5	.000	0/0	.000	2/2	1.000	2/2/4	3	1/3/1/0	2
11/24 at LSU	*	31	3/8	.375	0/0	.000	2/4	.500	3/6/9	3	1/4/0/2	8
11/26 UL-Lafayette	*	26	4/6	.667	0/0	.000	4/7	.571	6/9/15	2	1/3/0/0	12
11/29 at UL-Monroe	*	36	4/8	.500	0/0	.000	1/2	.500	2/10/12	2	2/0/1/0	9
12/5 vs Jackson St.	*	27	2/4	.500	0/0	.000	1/2	.500	1/10/11	2	3/1/1/0	5
12/6 Indiana State	*	33	7/11	.636	0/0	.000	3/4	.750	4/9/13	2	1/1/5/1	17
12/17 at Nicholls St.	*	21	5/6	.833	0/0	.000	0/0	.000	1/4/5	1	0/1/1/0	10
12/20 Alabama St.	*	23	2/6	.333	0/0	.000	2/2	1.000	4/5/9	3	4/1/3/0	6
12/21 Providence	*	31	6/8	.750	0/0	.000	1/2	.500	2/9/11	1	1/2/1/1	13
12/28 Temple	*	35	5/9	.556	0/0	.000	0/0	.000	2/6/8	5	0/2/0/1	10
12/30 South Florida	*	35	4/11	.364	0/0	.000	3/4	.750	3/10/13	3	1/2/4/2	11
1/2 at UTEP	*	36	8/12	.667	0/0	.000	3/4	.750	5/10/15	2	1/2/0/2	19
1/4 at Georgia Tech	*	28	1/4	.250	0/0	.000	2/4	.500	1/7/8	3	1/1/0/2	4
1/9 Houston	*	35	8/11	.727	0/0	.000	3/7	.429	2/8/10	3	1/5/7/3	19
1/11 Rice	*	25	3/10	.300	0/0	.000	6/6	1.000	1/12/13	2	1/1/1/2	12
1/18 UTEP	*	34	4/6	.667	0/0	.000	0/0	.000	4/8/12	1	0/1/3/0	8
1/22 SMU	*	31	3/6	.500	0/0	.000	1/1	1.000	2/5/7	2	1/2/3/3	7
1/24 Tulsa	*	23	0/4	.000	0/0	.000	1/2	.500	3/0/3	3	0/1/2/1	1
1/29 at UAB	*	30	3/6	.500	0/0	.000	0/0	.000	1/7/8	1	1/2/0/0	6
1/31 at Memphis	*	27	4/7	.571	0/0	.000	0/0	.000	0/5/5	1	0/1/2/3	8
2/5 at Marshall	*	36	3/11	.273	0/0	.000	2/3	.667	2/10/12	1	2/3/1/2	8
2/9 East Carolina	*	32	3/9	.333	0/0	.000	3/5	.600	6/5/11	5	2/1/3/0	9
2/12 at Houston	*	30	1/6	.167	0/0	.000	3/5	.600	2/5/7	1	1/0/2/0	5
2/14 at Rice	*	28	5/9	.556	0/0	.000	1/2	.500	4/8/12	2	0/5/1/0	11
2/19 S.Miss	*	32	1/5	.200	0/0	.000	0/0	.000	3/7/10	2	8/1/1/4	2
2/21 UCF	*	30	4/6	.667	0/0	.000	2/3	.667	1/5/6	2	3/0/1/2	10
2/26 at SMU	*	28	2/7	.286	0/0	.000	3/4	.750	3/4/7	3	1/0/1/0	7
2/28 at Tulsa	*	26	3/7	.429	0/0	.000	4/4	1.000	2/1/3	4	0/1/0/1	10
3/5 vs Tulsa	*	27	4/8	.500	0/0	.000	2/4	.500	3/7/10	2	0/1/0/0	10
3/6 vs Southern Miss	*	29	1/7	.143	0/0	.000	1/4	.250	4/2/7	1	4/0/0/0	3

## Benzio's Game-By-Game Statistics (continued)

2009-10

Date/Opponent	St	Min	FG/A	Pct	3/A	Pct	FT/A	Pct	O/D/T	PF	A/Tk/Bk/St	Pts
11/13 UL-Monroe	*	25	6/6	1.000	0/0	.000	0/0	.000	5/7/12	2	2/1/3/0	12
11/20 vs Liberty	*	21	2/3	.667	0/0	.000	1/2	.500	0/2/2	0	1/1/1/0	5
11/21 vs Loyola-Md	*	33	5/10	.500	0/0	.000	6/8	.750	3/11/14	2	3/3/1/1	16
11/25 LSU	*	29	3/5	.600	0/0	.000	0/2	.000	1/7/8	5	2/1/2/1	6
12/1 at South Ala.	*	34	8/10	.800	0/0	.000	2/2	1.000	2/6/8	3	2/2/1/2	18
12/4 Prairie View	*	34	4/10	.400	0/0	.000	3/4	.750	6/5/11	1	2/1/4/0	11
12/5 vs Longwood	*	20	6/6	1.000	0/0	.000	2/3	.667	1/6/7	2	1/0/1/1	14
12/17 at South Florida	*	30	1/7	.143	0/0	.000	2/2	1.000	2/4/6	2	0/0/0/0	4
12/20 S.F. Austin	*	25	1/5	.200	0/0	.000	2/2	1.000	3/7/10	3	1/5/1/1	4
12/22 McNeese St.	*	14	3/4	.750	0/0	.000	3/3	1.000	1/4/5	0	1/2/2/0	9
12/29 Texas Tech	*	17	3/4	.750	0/0	.000	0/0	.000	1/3/4	3	3/0/1/0	6
1/8 Houston	*	29	4/6	.667	0/0	.000	1/2	.500	5/8/13	1	1/6/2/0	9
1/10 Rice	*	17	1/4	.250	0/0	.000	0/0	.000	1/6/7	2	1/2/1/0	2
1/15 at Tulsa	*	26	3/5	.600	0/0	.000	3/4	.750	5/3/8	4	0/2/1/2	9
1/17 at SMU	*	23	3/6	.500	0/0	.000	0/0	.000	1/3/4	1	1/2/0/0	6
2/5 Tulsa	*	10	0/2	.000	0/0	.000	0/0	.000	0/1/1	2	0/0/0/1	0
2/7 SMU	*	17	2/4	.500	0/0	.000	0/0	.000	0/2/2	1	2/1/0/2	4
2/11 at Marshall	*	25	3/6	.500	0/0	.000	7/10	.700	3/5/8	3	1/3/2/0	13
2/13 at East Carolina	*	21	1/2	.500	0/0	.000	3/4	.750	0/4/4	4	1/1/0/0	5
2/18 Memphis	*	25	3/11	.273	0/0	.000	2/2	1.000	5/3/8	1	1/0/2/0	8
2/20 UAB	*	17	2/4	.500	0/0	.000	0/1	.000	1/1/2	0	0/0/1/0	4
2/25 at Rice	*	25	1/6	.167	0/0	.000	1/3	.333	4/8/12	1	1/2/2/1	3
2/27 at Houston	*	17	1/5	.200	0/0	.000	0/0	.000	2/5/7	3	1/0/1/0	2
3/3 at UTEP	*	15	1/4	.250	0/0	.000	0/0	.000	0/1/1	2	1/1/1/0	2
3/9 vs UCF	*	28	4/6	.667	0/0	.000	0/1	.000	2/5/7	3	0/1/0/0	8
3/10 vs E.Carolina	*	19	4/5	.800	0/0	.000	2/3	.667	0/4/4	2	2/1/2/1	10
3/12 vs UAB	*	35	4/6	.667	0/0	.000	3/4	.750	6/11/17	4	0/3/0/0	11
3/20 vs Georgia	*	37	4/8	.500	0/0	.000	1/4	.250	6/2/8	2	0/2/2/0	9



## OLIVIA GRAYSON

G • 5-8 • So.

Metairie, La.

Archbishop Chapelle HS

**2009-10:** Played in all 33 games with 17 starts as a true freshman... earned Conference USA All-Freshman Team honors after leading the team in free throw percentage (.744) while ranking second in assists (96), rebounds (151) and rebounds per game (4.6), tied for second in blocks (14), tied for third in free throws made (67), minutes (912) and minutes per game (27.6), fourth in steals (53), and fifth in points (275), points per game (8.3), field goals made (96) and 3-pointers made (16)...finished 13th in C-USA in assists per game (2.9), 14th in free throw percentage and 15th in steals per game (1.7)...named C-USA Freshman of the Week on Feb. 22 after averaging 9.0 points, 4.5 rebounds, 3.5 blocks, 2.5 assists and 2.0 steals per game while connecting on 7-of-13 shots from the field (.538)...tabbed co-Outstanding Female Amateur Athlete in the Greater New Orleans Area by the Allstate Sugar Bowl and the Greater New Orleans Sports Hall of Fame for her combined efforts as a rookie and her senior season at Archbishop Chapelle High...made an immediate impact in collegiate debut, scoring seven points, pulling down eight rebounds and handing out a career-best 10 assists in the season-opener vs. Louisiana Monroe (11/13)...tied career high with eight rebounds vs. UTEP (1/28)...scored in double digits 12 times, including a season-best 20 points on 9-of-15 shooting against Rice (1/10)...has five or more assists five times...posted 16 multiple-steal games, including a career-high four vs. Long Island in the Tulane/DoubleTree Classic (12/28) and at SMU (1/17)...played at least 30 minutes nine times during the 2009-10 season, including all 40 minutes against Houston (1/8) and a career-high 42 in an overtime win at Rice (2/25)...off the court, was a member of the C-USA Commissioner's Honor Roll and Tulane's 3.0 Club.

**High School:** Four-year letterwinner at Archbishop Chapelle High for coach Christi Theiler...helped lead the Chipmunks to a combined 65-22 record over her final three prep seasons, including a trip to the state quarterfinals as a sophomore, a state runner-up finish as a junior and a 5A



contest as a sophomore...off the court, served as the youth president at Ninevan Baptist Church and graduated cum laude.

**Personal:** Born Olivia Nada Grayson on April 7, 1991, in Metairie, La... daughter of Alonzo Joseph and Allean Grayson...has three brothers: Andrew Nierman, Scott Grayson and Alonzo Joseph, Jr.; and three sisters: Lucria Dumas, Semaj Allen and Chanise Joseph...brother, Andrew Nierman, plays offensive line for the Tulane football team...majoring in psychology.

## Grayson's Career Statistics

Year	GP-GS	Min/Avg	FG-FGA	FG%	3P-3PA	3P%	FT-FTA	FT%
2009-10	33-17	912/27.6	96-256	.375	16-55	.291	67-90	.744

Year	OR-DR-TR	Avg.	PF-FO	Ast	To	Blk	Stl	Pts	Avg.
2009-10	49-102-151	4.6	68-0	96	108	14	53	275	8.3

## Grayson's Game-By-Game Statistics

2009-10

Date/Opponent	St	Min	FG/A	Pct	3/A	Pct	FT/A	Pct	O/D/T	PF	A/Tk/Bk/St	Pts
11/13 UL-Monroe		29	3/7	.429	0/0	.000	1/2	.500	2/6/8	1	10/4/0/0	7
11/20 vs Liberty		19	1/2	.500	0/0	.000	1/2	.500	0/0/0	2	2/7/0/1	3
11/21 vs Loyola-Md.		21	3/7	.429	2/3	.667	4/4	1.000	1/4/5	2	4/5/0/2	12
11/25 LSU		35	5/11	.455	1/2	.500	5/7	.714	1/3/4	3	5/3/0/0	16
12/1 at South Ala.		24	1/4	.250	0/0	.000	3/4	.750	0/2/2	1	2/3/0/1	5
12/4 Prairie View		18	0/5	.000	0/0	.000	0/0	.000	2/0/2	4	3/2/0/1	0
12/5 vs Longwood		20	2/3	.667	0/0	.000	2/3	.667	2/2/4	1	1/8/0/1	6
12/17 at South Florida	*	31	4/11	.364	2/4	.500	5/6	.833	0/2/2	0	1/3/0/2	15
12/20 S.F. Austin	*	32	5/8	.625	0/1	.000	1/2	.500	0/4/4	0	7/3/1/0	11
12/22 McNeese St.	*	21	4/9	.444	2/3	.667	0/0	.000	1/1/2	0	4/2/1/1	10
12/28 Long Island	*	23	2/9	.222	0/2	.000	3/6	.500	1/5/6	2	2/1/0/4	7
12/29 Texas Tech	*	32	6/14	.429	1/3	.333	0/0	.000	2/4/6	3	1/2/0/2	13
1/4 at SE Louisiana	*	28	5/11	.455	0/1	.000	2/2	1.000	2/1/3	2	6/2/0/2	12
1/8 Houston	*	40	4/11	.364	0/1	.000	4/4	1.000	2/4/6	4	2/7/2/2	12
1/10 Rice	*	29	9/15	.600	1/2	.500	1/1	1.000	0/5/5	2	1/2/0/1	20
1/15 at Tulsa	*	27	1/4	.250	0/2	.000	1/2	.500	2/4/6	2	0/8/0/3	3
1/17 at SMU	*	28	0/5	.000	0/2	.000	1/2	.500	0/4/4	3	3/4/0/4	1
1/23 Southern Miss	*	33	3/9	.333	2/5	.400	2/2	1.000	1/4/5	2	1/5/0/2	10
1/28 UTEP	*	29	1/6	.167	0/1	.000	2/2	1.000	4/4/8	4	1/2/0/2	4
1/31 at UCF	*	37	3/6	.500	1/1	1.000	2/2	1.000	1/3/4	4	3/3/1/1	9
2/5 Tulsa	*	31	2/9	.222	0/1	.000	7/9	.778	1/2/3	2	2/5/1/2	11
2/7 SMU	*	19	5/9	.556	0/1	.000	3/3	1.000	6/1/7	2	1/3/0/2	13
2/11 at Marshall	*	22	1/6	.167	0/1	.000	0/1	.000	2/1/3	2	1/4/0/2	2
2/13 at East Carolina		27	0/5	.000	0/2	.000	0/0	.000	3/2/5	1	3/3/0/2	0
2/18 Memphis		27	4/7	.571	2/3	.667	1/2	.500	1/4/5	3	1/1/2/1	11
2/20 UAB		30	3/6	.500	0/2	.000	1/2	.500	1/3/4	2	4/1/5/3	7
2/25 at Rice		42	6/16	.375	2/4	.500	8/10	.800	2/9/11	1	6/2/1/3	22
2/27 at Houston		24	1/4	.250	0/1	.000	0/0	.000	1/4/5	2	2/0/0/0	2
3/3 at UTEP		26	2/5	.400	0/0	.000	3/4	.750	2/2/4	1	2/3/0/1	7
3/9 vs UCF	*	32	4/9	.444	0/1	.000	0/0	.000	3/4/7	1	3/1/0/1	8
3/10 vs East Carolina		26	1/5	.200	0/2	.000	1/2	.500	1/5/6	2	5/3/0/0	3
3/12 vs UAB		28	4/13	.308	0/2	.000	3/4	.750	0/1/1	3	3/3/0/2	11
3/20 vs Georgia		22	1/5	.200	0/2	.000	0/0	.000	2/2/4	4	4/3/0/2	2



## JANIQUE KAUTSKY

G/F • 5-10 • So.

Perth, Australia

Newman College

**2009-10:** Played in 28 games as a true freshman...named to All-Australian Freshman Team by ShowtimeBasketball.com after averaging 3.2 points and 2.4 rebounds per game...missed first five games of the year with an ankle injury before debuting vs. Prairie View A&M (12/4)...scored a career-best eight points at South Florida (12/17) and at Houston (2/27)...posted career highs with six rebounds and four assists in a season-long 25 minutes of action vs. Long Island in the Tulane/DoubleTree Classic (12/28)...also had six rebounds at UCF (1/31) and at Rice (2/25)...stole a career-best three passes at Southeastern Louisiana (1/4)...played at least 20 minutes on nine occasions...off the court, was a member of the C-USA Commissioner's Honor Roll and Tulane's 3.0 Club.

**High School:** Attended Perth School (graduated in 2007) and Newman College, and played for a variety of teams during her pre-collegiate career...helped the Western Australian state team to a bronze medal in the Under-20 National Championships in 2008-09 when she averaged 13.7 points and 6.3 rebounds per game – which ranked first and second on the team respectively – while connecting on 44.1 percent of her shots from the field...had 26 points and 10 rebounds in her team's 87-51 win over New South Wales in the bronze medal game...named MVP for the Under-19 Lady Hawks from 2005-07, served as team captain in 2006 and 2007...helped guide the Under-20 team to the championship of the State Basketball League in 2008 when she ranked fifth in the Women's Australian Basketball League (WABL) with a 48.1 field goal percentage after hitting 26-of-54 shots in 18 games...only player from Perth ever to earn a spot on the Marist Five-Girls Australian Basketball Team, an achievement she earned twice, and was selected to play in the 2006 Interstate Basketball Secondary Girls Team...named Western Australia Basketball League Female Player of the Year in 2007 after helping guide the Lady Hawks to the WABL Grand Finals and taking home tournament MVP honors...earned MVP honors of the WABL Grand Finals in 2006 at the Under-19 level...also starred in tennis and track and field as a prepster.

**Personal:** Born Janique Tanja Kautsky on Nov. 24, 1990, in Singapore...daughter of Michael and Anne Kautsky...has two sisters, Jasmine and Feline...majoring in communications.



### Kautsky's Career Statistics

Year	GP-GS	Min/Avg	FG-FGA	FG%	3P-3PA	3P%	FT-FTA	FT%
2009-10	28-0	440/15.7	31-87	.356	13-37	.351	14-22	.636

Year	OR-DR-TR	Avg.	PF-FO	Ast	To	Blk	Stl	Pts	Avg.
2009-10	28-39-67	2.4	50-0	22	22	4	16	89	3.2

### Kautsky's Game-By-Game Statistics

2009-10

Date/Opponent	St	Min	FG/A	Pct	3/A	Pct	FT/A	Pct	O/D/T	PF	A/To/Bk/St	Pts
12/4 Prairie View	2	0/0	.000	0/0	.000	0/0	.000	0/0/0	0	0/0/0/0	0	0
12/5 vs Longwood	16	2/4	.500	2/2	1.000	0/1	.000	1/0/1	4	0/1/0/1	6	6
12/17 at South Florida	18	3/8	.375	1/3	.333	1/2	.500	4/0/4	2	1/1/0/1	8	8
12/20 S.F. Austin	18	1/2	.500	1/1	1.000	2/2	1.000	0/4/4	1	1/1/1/2	5	5
12/22 McNeese St.	22	2/7	.286	2/5	.400	1/2	.500	2/1/3	0	1/3/1/0	7	7
12/28 Long Island	25	0/1	.000	0/1	.000	1/2	.500	3/3/6	3	4/1/0/1	1	1
12/29 Texas Tech	18	1/4	.250	0/0	.000	2/2	1.000	1/2/3	4	3/0/0/1	4	4
1/4 at SE Louisiana	22	2/6	.333	1/1	1.000	0/0	.000	1/3/4	3	1/1/0/3	5	5
1/8 Houston	14	2/5	.400	0/3	.000	2/2	1.000	0/0/0	1	0/0/0/1	6	6
1/10 Rice	26	2/3	.667	0/1	.000	2/4	.500	2/2/4	2	2/1/0/1	6	6
1/15 at Tulsa	11	1/5	.200	0/1	.000	0/0	.000	0/1/1	1	0/0/0/1	2	2
1/17 at SMU	10	0/3	.000	0/2	.000	0/0	.000	1/1/2	1	0/2/0/0	0	0
1/23 Southern Miss	23	1/3	.333	0/0	.000	0/0	.000	3/2/5	3	1/1/1/0	2	2
1/28 UTEP	13	1/4	.250	0/1	.000	0/0	.000	0/0/0	3	0/3/0/0	2	2
1/31 at UCF	25	0/3	.000	0/0	.000	0/0	.000	1/5/6	0	1/2/0/0	0	0
2/5 Tulsa	18	1/2	.500	0/1	.000	0/0	.000	2/1/3	1	2/1/0/1	2	2
2/7 SMU	18	1/4	.250	0/2	.000	0/0	.000	0/2/2	4	1/0/0/2	2	2
2/11 at Marshall	6	0/0	.000	0/0	.000	0/1	.000	0/2/2	1	0/0/0/0	0	0
2/13 at East Carolina	10	1/3	.333	0/0	.000	2/2	1.000	1/0/1	2	0/0/0/0	4	4
2/18 Memphis	20	1/3	.333	0/2	.000	0/0	.000	1/1/2	1	1/1/0/1	2	2
2/20 UAB	16	1/2	.500	1/2	.500	0/0	.000	2/0/2	2	0/0/0/0	3	3
2/25 at Rice	29	2/4	.500	1/2	.500	1/2	.500	3/3/6	1	2/1/0/0	6	6
2/27 at Houston	24	3/4	.750	2/2	1.000	0/0	.000	0/2/2	2	0/0/1/0	8	8
3/3 at UTEP	9	1/2	.500	1/2	.500	0/0	.000	0/1/1	3	1/0/0/0	3	3
3/9 vs UCF	5	0/0	.000	0/0	.000	0/0	.000	0/0/0	0	0/2/0/0	0	0
3/10 vs E.Carolina	3	0/2	.000	0/1	.000	0/0	.000	0/0/0	2	0/0/0/0	0	0
3/12 vs UAB	6	1/1	1.000	0/0	.000	0/0	.000	0/0/0	1	0/0/0/0	2	2
3/20 vs Georgia	13	1/2	.500	1/2	.500	0/0	.000	0/3/3	2	0/0/0/0	3	3



## BRITTANY LINSEY

F • 6-1 • R-Sr.

Lithonia, Ga

Woodward Academy


**Career Note:** Three-year letterwinner has played in 68 games with 64 starts for her career...enters senior season averaging 10.9 points, 5.1 rebounds, 0.7 assists, 0.8 steals and 1.1 blocks per game...her 1.1 blocks-per-game average ranks fifth in Tulane career history and her 74 blocks ranks seventh.

**2009-10:** Started all six games she played in as a junior...suffered a shoulder injury in the waning moments of Tulane's 67-63 win over Prairie View A&M in the Big Easy Classic on Dec. 4...had surgery to repair the shoulder on Jan. 5 and missed the remainder of the season...in limited time on the court, averaged 11.5 points and 4.0 rebounds while chipping in with five assists, six blocks and five steals in 150 minutes of action...scored in double digits on four occasions, including a season-best 21 on 9-of-11 shooting at South Alabama (12/1)...had a season-high five rebounds against Liberty (11/20) and Loyola-Maryland (11/21) at the Navy Classic, at South Alabama (12/1) and vs. Prairie View A&M in the Big Easy Classic (12/4)...tied a career high with three steals vs Prairie View on (12/4)...played at least 20 minutes in five of her six games, including a season-best 33 vs. LSU (11/25) ...off the court, was a member of the Conference USA Commissioner's Honor Roll and Tulane's 3.0 Club.

**2008-09:** Saw action in all 32 games with 30 starts as a sophomore...led team points (378), points per game (11.8), field goals made (161) and field goal percentage (.483) while ranking second in rebounds (146) and rebounds per game (4.6) and blocks (33), fourth in minutes (807) and minutes per game (25.2), fifth in free throws made (56) and tied for fifth in assists (30)...finished sixth in Conference USA in field goal percentage, 12th in blocks per game (1.03) and 13th in points per game...finished with double-digit scoring totals 23 times and double-digit rebounds twice...posted double-doubles with 10 points and a career-best 11 rebounds against East Carolina (2/9) and with 16 points and 11 boards against

Southern Miss in the C-USA Tournament (3/6)...scored a career-high 31 points against Southern Miss (2/19) after connecting on 14-of-19 shots from the field (.737) and 3-of-5 attempts from the free throw line...had 12 multiple-block ballgames, including a four-stuff performance against Tulsa (3/5)...added seven multiple-assist games and eight multiple-steal contests...played 30 or more minutes five times, including a season-best 34 in a 20-point, five-rebound performance at Georgia Tech (1/4).

**2007-08:** Played in all 30 games with 28 starts as a redshirt-freshman... led the team in field goals made (127), field goal percentage (.504), rebounds (174) and blocks (35) while ranking second in points (292), points per game (9.7) and rebounds per game (5.8), third in minutes (707), fourth in minutes per game (23.6) and fifth in steals (24)...finished fifth in Conference USA in field goal percentage, seventh in blocks per game (1.17) and 18th in rebounds per game... scored in double figures 16 times, including a season-high 25-point effort at Louisiana-Lafayette (11/27) when he connected on 12-of-15 shots and -of-4 free throws... posted double-digit rebounds twice with complete a pair of double-doubles: 25 points, 10 rebounds at UL-Lafayette; 16 points, 10 rebounds vs. Louisiana-Monroe...had a pair of two-assist games and eight multiple-steal contests, including three-steal efforts vs. Winthrop (11/18) and at Southern Miss (2/24)...had five or more blocks five times, including a career-high six vs. Winthrop...played at least 30 minutes seven times, including 34-minute performances vs. UL-Monroe and at SMU (2/2).



**2006-07:** Did not play as a true freshman after suffering a torn labrum in her right shoulder during the preseason...received a medical redshirt...off the court, was a member of the C-USA Commissioner's Honor Roll and Tulane's 3.0 Club.

**High School:** Four-year letterwinner at Woodward Academy ...completed prep career with 1,429 points and 750 rebounds to rank third in school history in both categories...helped lead team to regional titles as a freshman, sophomore and senior...earned team MVP and voted team captain as a junior and senior... as a senior, named to McDonald's All-American High School Team, honorable-mention all-state and first-team all-city while claiming a spot Metro Atlanta Girls High School Team of the Month.

**Personal:** Born Brittany J'nai Lindsey on Oct. 25, 1988...daughter of James and Robin Lindsey...is a member of Tulane's Omicron Psi Chapter of Alpha Kappa Alpha Sorority, where she serves as the organization's president...double majoring in communications and African studies.

## Lindsey's Career Statistics

Year	GP-GS	Min/Avg	FG-FGA	FG%	3P-3PA	3P%	FT-FTA	FT%
2007-08	30-28	707/23.6	127-252	.504	1-1	1.000	37-61	.607
2008-09	32-30	807/25.2	161-333	.483	0-1	.000	56-103	.544
2009-10	6-6	150/25.0	28-54	.519	0-0	.000	13-22	.591
<b>Career</b>								

Year	OR-DR-TR	Avg.	PF-FO	Ast	To	Blk	Stl	Pts	Avg.
2007-08	84-90-174	5.8	95-5	13	38	35	24	292	9.7
2008-09	67-79-146	4.6	103-4	30	55	33	28	378	11.8
2009-10	11-13-24	4.0	21-1	5	7	6	5	69	11.5
<b>Career</b>	<b>162-182-344</b>	<b>5.1</b>	<b>219-10</b>	<b>48</b>	<b>100</b>	<b>74</b>	<b>57</b>	<b>739</b>	<b>10.9</b>

## Lindsey's Game-By-Game Statistics

### 2007-08

Date/Opponent	St	Min	FG/A	Pct	3/A	Pct	FT/A	Pct	O/D/T	PF	A/To/Bk/St	Pts
11/10 at Alabama	*	24	3/8	.375	1/1	1.000	0/0	.000	2/2/4	4	0/0/0/0	7
11/13 Georgia Tech	*	19	6/10	.600	0/0	.000	0/0	.000	3/3/6	4	0/1/2/0	12
11/16 at S.F.Austin	*	22	7/12	.583	0/0	.000	2/5	.400	0/1/1	4	0/1/3/2	16
11/18 Winthrop	*	32	3/12	.250	0/0	.000	1/1	1.000	5/4/9	2	1/1/6/3	7
11/21 vs Kansas St.	*	25	6/9	.667	0/0	.000	4/4	1.000	3/2/5	4	1/1/2/1	16
11/22 vs N.Illinois	*	22	6/9	.667	0/0	.000	1/2	.500	2/5/7	5	0/0/0/1	13
11/27 at UL-Lafayette	*	30	12/15	.800	0/0	.000	1/4	.250	3/7/10	2	0/2/3/0	25
12/2 LSU	*	22	1/8	.125	0/0	.000	2/2	1.000	3/5/8	3	0/2/0/0	4
12/5 at Rhode Island	*	24	5/10	.500	0/0	.000	3/5	.600	4/0/4	2	0/1/1/2	13
12/20 Robert Morris	*	16	2/5	.400	0/0	.000	2/4	.500	3/2/5	5	0/1/0/0	6
12/21 UT-San Antonio	*	18	5/7	.714	0/0	.000	0/0	.000	3/5/8	4	1/1/0/1	10
12/29 UL-Monroe	*	34	6/12	.500	0/0	.000	4/5	.800	3/7/10	2	0/2/1/0	16
1/2 Nicholls State	*	23	6/7	.857	0/0	.000	0/0	.000	2/3/5	1	0/0/2/0	12
1/4 at Rice	*	31	5/9	.556	0/0	.000	1/2	.500	4/3/7	1	2/1/4/1	11
1/6 at Houston	*	31	5/9	.556	0/0	.000	4/4	1.000	2/4/6	3	0/0/2/1	14
1/12 UTEP	*	15	1/4	.250	0/0	.000	0/0	.000	2/1/3	2	0/4/0/0	2
1/18 Memphis	*	19	3/9	.333	0/0	.000	0/1	.000	7/2/9	4	0/1/0/2	6
1/20 UAB	*	24	9/15	.600	0/0	.000	0/0	.000	2/2/4	3	1/3/0/2	18
1/26 at UTEP	*	22	2/4	.500	0/0	.000	1/2	.500	2/3/5	2	1/1/1/0	5
1/31 at Tulsa	*	19	5/13	.385	0/0	.000	0/1	.000	5/2/7	1	0/0/0/1	10
2/2 at SMU	*	34	5/7	.714	0/0	.000	3/4	.750	3/3/6	3	0/1/0/2	13
2/7 at East Carolina	*	21	2/6	.333	0/0	.000	3/4	.750	3/2/5	5	1/0/0/0	7
2/10 Marshall	*	27	5/10	.500	0/0	.000	2/2	1.000	5/3/8	3	1/3/0/2	12
2/14 Rice	*	22	1/3	.333	0/0	.000	1/2	.500	1/4/5	5	1/3/1/0	3
2/16 Houston	*	28	1/5	.200	0/0	.000	1/2	.500	1/5/6	3	0/0/4/0	3
2/22 at UCF	*	23	4/10	.400	0/0	.000	0/0	.000	3/2/5	2	0/1/0/0	8
2/24 at Southern Miss	*	32	7/12	.583	0/0	.000	0/2	.000	4/2/6	4	0/3/0/3	14
2/28 Tulsa	*	20	3/7	.429	0/0	.000	0/0	.000	2/2/4	4	1/0/0/0	6
3/1 SMU	*	11	1/3	.333	0/0	.000	0/0	.000	1/3/4	3	2/2/2/0	2
3/6 vs Marshall	*	17	0/2	.000	0/0	.000	1/3	.333	1/1/2	0	0/1/2/0	1

### 2008-09

Date/Opponent	St	Min	FG/A	Pct	3/A	Pct	FT/A	Pct	O/D/T	PF	A/To/Bk/St	Pts
11/14 Illinois State	*	33	5/13	.385	0/0	.000	0/0	.000	3/0/3	1	2/0/3/0	10
11/16 at Arizona State	*	25	3/6	.500	0/0	.000	1/2	.500	1/4/5	4	0/1/2/3	7
11/20 at VCU	*	24	7/12	.583	0/0	.000	3/4	.750	1/1/2	5	1/1/0/0	17
11/24 at LSU	*	29	7/13	.538	0/0	.000	1/2	.500	1/4/5	4	1/1/0/0	15
11/26 UL-Lafayette	*	19	6/11	.545	0/0	.000	0/0	.000	0/1/1	4	0/1/0/0	12
11/29 at UL-Monroe	*	22	5/7	.714	0/0	.000	5/6	.833	2/2/4	3	0/2/3/0	15
12/5 vs Jackson State	*	20	7/14	.500	0/0	.000	3/8	.375	4/0/4	0	0/1/2/1	17
12/6 Indiana State	*	27	6/11	.545	0/0	.000	0/1	.000	3/3/6	3	0/1/0/1	12
12/17 at Nicholls St.	*	19	7/13	.538	0/0	.000	1/3	.333	4/3/7	2	1/1/2/0	15
12/20 Alabama State	*	27	5-7	.714	0/0	.000	6/12	.500	0/5/5	2	0/1/2/2	16
12/21 Providence	*	20	4/9	.444	0/0	.000	2/3	.667	0/0/0	3	1/1/0/1	10
12/28 Temple	*	20	3/6	.500	0/0	.000	1/1	1.000	0/4/4	5	1/1/0/0	7
12/30 South Florida	*	27	2/7	.286	0/0	.000	6/9	.667	1/4/5	2	2/2/0/0	10
1/2 at UTEP	*	25	3/10	.300	0/0	.000	1/2	.500	1/3/4	3	0/2/0/1	7
1/4 at Georgia Tech	*	34	9/16	.563	0/0	.000	2/2	1.000	2/3/5	2	0/0/2/0	20
1/9 Houston	*	31	5/10	.500	0/0	.000	1/5	.200	2/3/5	3	1/4/2/1	11
1/11 Rice	*	24	6/12	.500	0/0	.000	1/1	1.000	1/3/4	3	3/2/0/2	13
1/18 UTEP	*	20	2/9	.222	0/0	.000	1/2	.500	2/4/6	3	0/5/0/0	5
1/22 SMU	*	27	6/16	.375	0/0	.000	3/4	.750	7/2/9	2	0/2/1/0	15
1/24 Tulsa	*	17	5/9	.556	0/0	.000	2/3	.667	0/0/0	4	0/0/0/2	12
1/29 at UAB	*	27	5/12	.417	0/0	.000	3/7	.429	1/1/2	3	1/2/0/0	13
1/31 at Memphis	*	25	5/9	.556	0/0	.000	0/2	.000	3/3/6	4	3/4/0/2	10
2/5 at Marshall	*	30	5/9	.556	0/0	.000	0/0	.000	0/1/1	4	1/1/2/0	10
2/9 East Carolina	*	32	5/12	.417	0/0	.000	0/0	.000	7/4/11	3	3/3/2/1	10
2/12 at Houston	*	18	3/8	.375	0/0	.000	1/2	.500	3/3/6	5	0/3/0/1	7
2/14 at Rice	*	24	3/10	.300	0/0	.000	1/2	.500	2/2/4	4	1/5/0/3	7
2/19 Southern Miss	*	30	14/19	.737	0/0	.000	3/5	.600	1/3/4	4	1/1/3/0	31
2/21 UCF	*	22	6/8	.750	0/0	.000	3/3	1.000	1/0/1	5	2/2/1/1	15
2/26 at SMU	*	27	2/11	.182	0/0	.000	1/3	.333	2/3/5	2	0/1/1/1	5
2/28 at Tulsa	*	29	2/6	.333	0/0	.000	1/3	.333	3/2/5	3	3/0/0/2	5
3/5 vs Tulsa	*	25	1/6	.167	0/0	.000	1/4	.250	3/3/6	4	0/1/4/0	3
3/6 vs Southern Miss	*	28	7/12	.583	0/1	.000	2/2	1.000	6/5/11	4	2/3/1/3	16

### 2009-10

Date/Opponent	St	Min	FG/A	Pct	3/A	Pct	FT/A	Pct	O/D/T	PF	A/To/Bk/St	Pts
11/13 UL-Monroe	*	24	5/10	.500	0/0	.000	4/7	.571	2/2/4	5	1/1/1/2	14
11/20 vs Liberty	*	25	5/9	.556	0/0	.000	1/2	.500	3/2/5	3	0/0/1/0	11
11/21 vs Loyola-Md	*	15	1/8	.125	0/0	.000	0/0	.000	0/1/1	3	0/2/0/0	2
11/25 LSU	*	33	4/10	.400	0/0	.000	1/2	.500	1/4/5	4	1/3/1/0	9
12/1 at South Ala.	*	30	9/11	.818	0/0	.000	3/4	.750	3/2/5	3	2/0/2/0	21
12/4 Prairie View	*	23	4/6	.667	0/0	.000	4/7	.571	2/2/4	3	1/1/1/3	12



## CHANTEL McDONALD

F • 6-1 • R-Fr.


Atlanta, Ga.

Berkmar HS

**2009-10:** Did not play as a true freshman while recovering from a knee injury she suffered in high school...received a medical redshirt.

**High School:** Four-year letterwinner at Berkmar High for coach Tamara Brooks...helped lead the Patriots to the playoffs in her final three prep seasons, including a trip to the state tournament as a junior which snapped a 30-year drought for the school...earned all-county honors as a sophomore, junior and senior...as a senior, named to the Gwinnett Daily Post Preseason Six and led the team with a 10-plus rebounding average...selected to play in the state all-star game but missed the contest due to injury...also lettered in volleyball...off the court, was a member of the Future Business Leaders of America...named all-academic all four years and claimed All-County Academic Player of the Month as a senior.

**Personal:** Born Brittany Chantel McDonald on June, 26, 1991, in Pittsburgh, Pa...daughter of Ricardo McDonald and Kathryn Franklin, and step father is Darian Franklin...father, Ricardo McDonald, played collegiate football at Pitt and spent eight seasons in the NFL – suiting up for the Cincinnati Bengals from 1992-97 before playing two more seasons with the Chicago Bears...majoring in communications.



## DANIELLE NUNN

G/F • 5-9 • R-Sr.

Arlington, Texas

Arlington Bowie HS

**Career Note:** Three-year collegiate letterwinner – two at TCU and last season at Tulane...enters senior season averaging 7.6 points, 2.9 rebounds, 1.1 assists, 1.3 steals and 0.1 blocks per game, including averages of 11.0 points, 4.4 rebounds, 1.4 assists and 1.7 steals during her time with the Green Wave...her 127 free throws made last season ranks 10th in Tulane single-season history.


**2009-10:** Played in all 33 games with starts in the final 23 contests as a redshirt-junior...named third-team All-Conference USA and third-team All-Louisiana after leading the team in field goal percentage (.549) and free throws made (127) while ranking second in points (363), points per game (11.0) and field goals made (118), third in rebounds (145), rebounds per game (4.4), free throw percentage (.676) and steals (55), and fifth in assists (45), minutes (841) and minutes per game (25.5)...finished second in C-USA in field goal percentage, 13th in steals per game (1.7) and 20th in points per game...as a starter, averaged 13.1 points, 5.0 re-

bounds, 1.9 steals and 1.5 assists per game...named MVP of the C-USA Championship after averaging 12.7 points, 3.7 rebounds, 1.7 steals and 1.3 assists per game while shooting .579 from the field (11-of-19)...also claimed MVP honors at the Tulane/DoubleTree Classic after averaging 17.0 points, 6.5 rebounds, 3.5 steals and 2.0 assists per game in a pair of wins...posted double-digit scoring totals 20 times, including a career-best 23 at UTEP (3/3) when she connected on 5-of-8 shots and drained 13-of-17 free throws...recorded a career-high 10 rebounds to go with 21 points for her first career double-double at Rice (2/25)...had four or more steals on five occasions, including a career-best six vs. Long Island (12/28)...tallied three or more assists on six occasions, including a career high four at SMU (1/17) and vs. McNeese State (2/18)...played at least 30 minutes in eight games, including a career-best 38 at Houston on Feb. 27

**2008-09:** Did not play as a junior due to NCAA transfer rules...redshirted the season.

**Prior To Tulane:** Played two seasons at TCU before transferring to Tulane following the 2007-08 season...played in 64 games with one start during his time with the Horned Frogs, averaging 5.8 points, 2.2 rebounds and 15.7 minutes per game...as a rookie, was named TCU Freshman of the Year after ranking fourth on the team in free throws made (48) and steals (34) while averaging 5.4 points and 2.4 rebounds off the bench...ranked second on the team and first among guards in field goal percentage (.477)...scored in double digits six times, including season-best 14-point effort vs. Houston (11/22/06) when she hit 4-of-9 shots from the field and 6-of-8 free throws while posting a season-best five steals...had three or more rebounds on 12 occasions, including a season-best six boards at Colorado State (2/7/07)...had a trio of three-assist games and five three-plus steal contests...as a sophomore, played in 35 games with a start, ranking second on the team in free throws made (69) and fifth in points (216), points per game (6.2), field goals made (73) and steals (33)...scored in double figures seven times with a season-best 13 vs. Fresno State (11/28) on 5-of-9 shooting from the field and a 3-of-4 performance from the free throw line...added 12 multiple-assist games and eight multiple-steal contests...pulled down three or more rebounds 11 times, including a season-best seven vs. Boise State (3/23) in the WNIT.

**High School:** Four-year letterwinner at Arlington Bowie High for coach Wanda Talton...earned first-team all-state and all-region honors each of her final three prep seasons...named District 7-5A Defensive Player of the Year as a sophomore and





senior and co-Defensive Player of the Year as a junior...as a senior, averaged 14.1 points, 4.2 rebounds and 3.2 assists per game and was selected to participate in the TGCA, TABC and Dallas vs. Tarrant County all-star games...listed as No. 18 recruit in state by TexasHoops.com...as a junior, scored 23 points, including six in overtime, to lead her team to its first Class 5A state championship with a 69-62 win over Humble to cap a 35-5 season and become the first player – male or female – from Arlington to claim tournament championship MVP honors...named to 2005 state championship all-tournament team after averaging 16 points and 15 rebounds per post-season contest after averaging 9.8 points and 5.0 rebounds during the regular season...tabbed District 7-5A Newcomer of the Year as a freshman...attended the adidas Top 10 All-American Camp from 2003-05

**Personal:** Born Danielle Denise Nunn on Sept. 19, 1987, in Dallas, Texas...daughter of Bobby and Christy Nunn...has two sisters, Stephanie and Brianna...has one nephew, William...majoring in communications.

## Nunn's Career Statistics

Year	GP-GS	Min/Avg	FG-FGA	FG%	3P-3PA	3P%	FT-FTA	FT%
2006-07*	29-0	414/14.3	53-111	.477	2-5	.400	48-74	.649
2007-08*	35-1	590/16.9	73-149	.490	1-4	.250	69-100	.690
2008-09	DNP	---	---	---	---	---	---	---
2009-10	33-23	841/25.5	118-215	.549	0-2	.000	127-188	.676
<b>Career</b>	<b>97-24</b>	<b>1845/19.0</b>	<b>244-475</b>	<b>.514</b>	<b>3-11</b>	<b>.273</b>	<b>244-362</b>	<b>.674</b>

Year	OR-DR-TR	Avg.	PF-FO	Ast	To	Blk	Stl	Pts	Avg.
2006-07*	27-43-70	2.4	73-3	24	38	4	34	156	5.4
2007-08*	34-37-71	2.0	72-1	36	62	4	33	216	6.2
2008-09	---	---	---	---	---	---	---	---	---
2009-10	58-87-145	4.4	89-3	45	78	2	55	363	11.0
<b>Career</b>	<b>119-167-286</b>	<b>2.9</b>	<b>234-7</b>	<b>105</b>	<b>178</b>	<b>10</b>	<b>122</b>	<b>735</b>	<b>7.6</b>

\*stats while at TCU

## Nunn's Game-By-Game Statistics

2006-07

Date/Opponent	St	Min	FG/A	Pct	3/A	Pct	FT/A	Pct	O/D/T	PF	A/To/Bk/St	Pts
11/17 at Maryland		20	4/8	.500	0/0	.000	0/1	.000	2/3/5	4	0/3/0/0	8
11/18 vs G.Washington		23	4/6	.667	0/0	.000	4/8	.500	1/3/4	4	2/4/0/1	12
11/19 vs Arizona		17	1/3	.333	0/0	.000	4/4	1.000	0/2/2	2	1/2/1/1	6
11/22 Houston		30	4/9	.444	0/1	.000	6/8	.750	1/5/6	5	3/1/0/5	14
11/25 Rice		13	2/4	.500	0/0	.000	1/3	.300	1/1/2	5	1/1/0/3	5
12/1 SMU		27	4/8	.500	0/0	.000	4/7	.571	3/1/4	1	3/2/0/1	12
12/3 Pepperdine		17	2/3	.667	0/0	.000	3/5	.600	1/5/6	3	1/2/0/2	7
12/8 Florida		17	3/7	.429	0/0	.000	4/4	1.000	1/2/3	2	0/2/1/1	10
12/10 UT-Arlington		25	3/4	.750	0/0	.000	3/4	.750	2/2/4	3	0/2/1/1	9
11/11 at Georgia		13	2/4	.500	0/0	.000	0/0	.000	0/0/0	2	1/0/0/1	4
12/21 vs DePaul		11	1/5	.200	0/0	.000	0/5	.000	1/3/4	3	0/1/0/0	2
12/30 N.C. A&T		12	4/7	.571	1/1	1.000	2/2	1.000	2/0/2	5	1/3/0/2	11
12/31 UMKC		13	2/3	.667	0/0	.000	0/0	.000	0/0/0	3	1/2/0/1	4
1/3 UNLV		13	3/7	.429	0/0	.000	1/1	1.000	4/2/6	2	0/0/1/0	7
1/6 Colorado State		18	1/2	.500	0/0	.000	0/0	.000	0/2/2	3	2/3/0/3	2
1/11 at Air Force		10	2/3	.667	0/0	.000	0/0	.000	0/1/1	2	0/1/0/2	4
1/18 at Utah		14	1/3	.333	0/0	.000	2/4	.500	0/1/1	3	1/1/0/2	4
1/20 at Wyoming		11	3/3	1.000	0/0	.000	0/0	.000	0/0/0	4	0/2/0/0	6
1/24 New Mexico		2	0/1	.000	0/0	.000	0/0	.000	0/0/0	0	0/0/0/0	0
2/1 at BYU		9	0/1	.000	0/1	.000	0/0	.000	1/0/1	3	0/0/0/0	0
2/3 at UNLV		5	0/1	.000	0/0	.000	0/0	.000	0/0/0	1	0/0/0/0	0
2/7 at Colorado State		22	1/4	.250	0/0	.000	3/4	.750	2/4/6	1	1/2/0/3	5
2/10 Air Force		17	3/3	1.000	0/0	.000	4/6	.667	0/2/2	3	1/1/0/0	10
2/18 Utah		12	1/4	.250	1/2	.500	0/0	.000	0/1/1	1	0/1/0/0	3
2/22 Wyoming		3	0/2	.000	0/0	.000	0/0	.000	0/0/0	1	0/0/0/0	0
2/28 at S.Diego State		12	2/2	1.000	0/0	.000	0/0	.000	2/1/3	3	3/1/0/3	4
3/3 BYU		15	0/2	.000	0/0	.000	5/6	.833	3/0/3	1	2/0/0/1	5
3/7 vs Utah		4	0/1	.000	0/0	.000	0/0	.000	0/1/1	0	0/0/0/0	0
3/18 vs Ole Miss		9	0/1	.000	0/0	.000	2/2	1.000	0/1/1	3	0/1/0/1	2

2007-08

Date/Opponent	St	Min	FG/A	Pct	3/A	Pct	FT/A	Pct	O/D/T	PF	A/To/Bk/St	Pts
11/9 Radford	21	3/6	.500	0/0	.000	0/2	.000	3/0/3	4	3/5/0/2	6	
11/11 at LSU	21	1/4	.250	0/2	.000	2/5	.400	1/0/1	1	0/1/0/2	4	
11/16 Delaware	19	2/7	.286	0/0	.000	5/6	.833	2/1/3	3	2/2/1/2	9	
11/20 at SMU	15	0/3	.000	0/0	.000	0/0	.000	1/1/2	3	1/2/0/0	0	
11/23 Cal	7	2/5	.400	0/0	.000	4/4	1.000	1/1/2	1	0/0/0/0	8	
11/28 Fresno State	20	5/9	.556	0/0	.000	3/4	.750	1/1/2	1	3/2/0/1	13	
12/2 Texas A&M	16	1/3	.333	0/0	.000	4/5	.800	0/1/1	2	1/1/0/1	6	
12/6 at Rice	14	5/7	.714	0/1	.000	1/3	.333	0/2/2	3	0/1/0/1	11	
12/8 Coppin State	19	1/3	.333	0/0	.000	4/6	.667	1/1/2	4	1/5/1/1	6	
12/16 at Florida	12	0/2	.000	0/0	.000	0/0	.000	1/0/1	2	1/2/0/3	0	
12/18 Oklahoma State	20	2/8	.250	1/1	1.000	3/6	.500	2/0/2	2	2/4/0/0	8	
12/21 at Houston	21	5/7	.714	0/0	.000	0/2	.000	2/0/2	5	2/1/0/1	10	
12/29 Grambling State	28	3/5	.600	0/0	.000	6/9	.667	1/1/2	1	1/2/0/3	12	
1/4 UT-Arlington	19	3/5	.600	0/0	.000	1/1	1.000	1/1/2	2	1/2/0/2	7	
1/9 San Diego State	22	5/6	.833	0/0	.000	2/3	.667	0/4/4	3	2/3/0/0	12	
1/12 at Wyoming	26	1/8	.125	0/0	.000	2/2	1.000	2/2/4	1	3/2/0/1	4	
1/15 at New Mexico	17	0/0	.000	0/0	.000	0/0	.000	0/0/0	4	1/4/0/0	0	
1/19 Colorado State	19	3/3	1.000	0/0	.000	3/3	1.000	1/2/3	2	2/2/0/1	9	
1/26 Utah	18	1/2	.500	0/0	.000	1/2	.500	2/3/5	1	1/1/0/0	3	
1/29 at UNLV	15	0/3	.000	0/0	.000	0/0	.000	1/0/1	1	0/1/0/0	0	
2/2 at Air Force	9	2/4	.500	0/0	.000	0/1	.000	0/0/0	1	0/0/0/1	4	
2/5 BYU	11	2/2	1.000	0/0	.000	3/3	1.000	0/0/0	1	0/0/0/0	7	
2/9 at S.Diego State	15	1/4	.250	0/0	.000	0/1	.000	1/0/1	1	2/0/0/0	2	
2/13 Wyoming	10	2/3	.667	0/0	.000	0/0	.000	0/1/1	3	0/1/0/0	4	
2/17 New Mexico	9	0/1	.000	0/0	.000	1/2	.500	0/0/0	2	0/0/0/1	1	
2/20 at Colorado State	21	4/5	.800	0/0	.000	3/4	.750	0/0/0	3	0/2/1/1	11	
2/27 at Utah	5	0/0	.000	0/0	.000	0/0	.000	1/0/1	0	0/1/0/0	0	
3/1 UNLV	18	0/3	.000	0/0	.000	11/12	.917	0/1/1	2	2/3/0/1	11	
3/5 Air Force	14	2/2	1.000	0/0	.000	5/6	.833	1/3/4	0	0/0/0/1	9	
3/8 at BYU	15	3/4	.750	0/0	.000	0/0	.000	1/0/1	1	0/0/0/2	6	
3/12 vs Air Force	16	4/4	1.000	0/0	.000	0/2	.000	1/1/2	3	0/1/0/1	8	
3/14 vs S.Diego State	23	4/5	.800	0/0	.000	3/4	.750	2/1/3	3	1/4/0/0	11	
3/23 Boise State	23	3/6	.500	0/0	.000	0/0	.000	2/5/7	2	2/4/0/1	6	
3/26 at Texas Tech	16	3/7	.429	0/0	.000	0/0	.000	1/2/3	1	0/2/0/2	6	
3/30 at Colorado	16	0/3	.000	0/0	.000	2/2	1.000	1/2/3	3	2/1/1/1	2	

2009-10

Date/Opponent	St	Min	FG/A	Pct	3/A	Pct	FT/A	Pct	O/D/T	PF	A/To/Bk/St	Pts
11/13 UL-Monroe		19	1/3	.333	0/0	.000	3/7	.429	0/2/4	4	1/2/0/0	5
11/20 vs Liberty		18	1/4	.250	0/0	.000	2/3	.667	0/1/1	4	2/0/0/2	4
11/21 vs Loyola-Md		11	0/0	.000	0/0	.000	0/0	.000	0/0/0	1	0/0/0/1	0
11/25 LSU		21	2/2	1.000	0/0	.000	1/2	.500	1/3/4	3	0/3/0/1	5
12/1 at South Alabama		14	3/3	1.000	0/0	.000	0/0	.000	0/2/2	1	0/4/0/1	6
12/4 Prairie View		20	1/3	.333	0/0	.000	4/5	.800	2/1/3	2	1/3/0/0	6
12/5 vs Longwood		19	1/4	.250	0/0	.000	6/8	.750	3/2/5	4	2/5/0/1	8
12/17 at South Florida		19	3/4	.750	0/0	.000	1/2	.500	2/1/3	2	1/2/0/1	7
12/20 S.F. Austin		17	3/6	.500	0/0	.000	4/8	.500	0/3/3	1	3/5/0/4	10
12/22 McNeese State		24	3/8	.375	0/0	.000	4/4	1.000	3/4/7	3	1/3/0/1	10
12/28 Long Island	*	31	6/9	.667	0/0	.000	7/8	.875	3/4/7	2	3/3/1/6	19
12/29 Texas Tech	*	26	3/5	.600	0/0	.000	9/11	.818	1/5/6	2	1/0/0/1	15
1/4 at SE Louisiana	*	23	7/10	.700	0/0	.000	1/1	1.000	2/1/3	4	2/2/0/1	15
1/8 Houston	*	36	4/9	.444	0/0	.000	2/3	.667	4/2/6	3	3/2/0/2	10
1/10 Rice	*	27	8/10	.800	0/0	.000	2/3	.667	1/4/5	3	0/3/0/2	18
1/15 at Tulsa	*	24	4/11	.364	0/0	.000	2/4	.500	4/5/9	5	2/3/0/1	10
1/17 at SMU	*	27	6/10	.600	0/1	.000	2/2	1.000	0/2/2	3	4/3/0/1	14
1/23 Southern Miss	*	33	8/9	.889	0/0	.000	6/10	.600	2/1/3	4	0/2/0/2	22
1/28 UTEP	*	34	3/6	.500	0/0	.000	1/4	.250	3/1/4	0	0/2/0/2	7
1/31 at UCF	*	24	1/4	.250	0/0	.000	5/10	.500	1/0/1	5	1/4/0/0	7
2/5 Tulsa	*	29	2/7	.286	0/1	.000	12/17	.706	3/1/4	4	2/2/0/1	16
2/7 SMU	*	25	6/7	.857	0/0	.000	3/4	.750	3/1/4	1	3/3/0/2	15
2/11 at Marshall	*	29	3/5	.600	0/0	.000	4/7	.571	4/3/7	3	0/1/0/2	10
2/13 at East Carolina	*	32	2/8	.250	0/0	.000	8/8	1.000	4/5/9	1	1/2/0/4	12
2/18 Memphis	*	28	2/8	.250	0/0	.000	6/8	.750	5/2/7	0	4/2/0/1	10
2/20 UAB	*	25	3/4	.750	0/0	.000	1/3	.333	0/1/1	2	2/4/0/4	7
2/25 at Rice	*	33	10/13	.769	0/0	.000	1/2	.500	1/9/10	3	1/2/0/2	21
2/27 at Houston	*	38	6/14	.429	0/0	.000	1/2	.500	2/4/6	4	1/2/1/4	13
3/3 at UTEP	*	35	5/8	.625	0/0	.000	13/17	.765	1/8/9	3	0/4/0/0	23
3/9 vs UCF	*	26	3/5	.600	0/0	.000	4/5	.800	0/1/1	4	1/0/0/0	10
3/10 vs E.Carolina	*	31	5/8	.625	0/0	.000	9/10	.900	1/4/5	1	1/3/0/2	19
3/12 vs UAB	*	33	3/6	.500	0/0	.000	3/10	.300	1/4/5	2	2/1/0/3	9
3/20 vs Georgia	*	10	0/2	.000	0/0	.000	0/0	.000	1/0/1	5	0/1/0/0	0



# The Veterans/The Newcomers

NE UNIVERSITY



## TYRIA SNOW

G • 5-8 • So.  
Shreveport, La.  
Southwood HS

**2009-10:** Played in 18 games as a true freshman...averaged 0.2 points and 0.5 rebounds in 4.9 minutes per game...made collegiate debut vs. Stephen F. Austin (12/20) when she had her first career rebound...made first career field goal at Southeastern Louisiana (1/4)...tallied a career-high three assists vs. Rice (1/10)...played 10-plus minutes on three occasions, including a season-high 14 at Southeastern Louisiana...missed early portion of the season recovering from a knee injury suffered during her high school career.

**High School:** Four-year letterwinner at Southwood High for coach Steve McDowell...helped lead the Cowgirls to the playoffs all four years, including state championships as a freshman and junior and a runner-up finish as a sophomore...guided SHS to district titles in each of her final three prep seasons...earned first-team all-district as a freshman, sophomore and junior and led the district in assists each year...tallied a career-best 158 assists as a junior...missed 27 games as a senior after suffering a torn ACL.

**Personal:** Born Tyria Lashay Snow on Oct. 25, 1990, in Shreveport, La....daughter of Robert and Pamela Washington...has three brothers: Marcus, Anthony and DeAndrea; and three sisters: Tequilla and Tierra...undecided on major.



### Snow's Career Statistics

Year	GP-GS	Min/Avg	FG-FGA	FG%	3P-3PA	3P%	FT-FTA	FT%
2009-10	18-0	89/4.9	2-4	.500	0-0	.000	0-1	.000

Year	OR-DR-TR	Avg.	PF-FO	Ast	To	Blk	Stl	Pts	Avg.
2009-10	3-6-9	0.5	6-0	10	10	0	5	4	0.2

### Snow's Game-By-Game Statistics

2009-10	Date/Opponent	St	Min	FG/A	Pct	3/A	Pct	FT/A	Pct	O/D/T	PF	A/To/Bk/St	Pts
12/20 S.F. Austin	4	0/0	.000	0/0	.000	0/0	.000	0/0	.000	0/1/1	1	0/3/0/0	0
12/22 McNeese State	12	0/0	.000	0/0	.000	0/0	.000	0/0	.000	0/0/0	0	1/0/0/1	0
12/28 Long Island	4	0/0	.000	0/0	.000	0/0	.000	0/0	.000	0/1/1	1	1/1/0/0	0
1/4 at SE Louisiana	14	1/1	1.000	0/0	.000	0/0	.000	1/2/3	0	2/0/0/0	2		
1/8 Houston	6	0/0	.000	0/0	.000	0/1	.000	1/0/1	0	1/1/0/2	0		
1/10 Rice	11	0/1	.000	0/0	.000	0/0	.000	0/1/1	1	3/0/0/0	0		
1/15 at Tulsa	2	0/0	.000	0/0	.000	0/0	.000	0/0/0	0	0/0/0/0	0		
1/17 at SMU	3	0/0	.000	0/0	.000	0/0	.0000	0/0/0	0	0/0/0/1	0		
1/23 Southern Miss	4	0/0	.000	0/0	.000	0/0	.000	0/0/0	1	0/0/0/0	0		
1/28 UTEP	0+	0/0	.000	0/0	.000	0/0	.000	0/0/0	0	0/0/0/0	0		
1/31 at UCF	4	0/0	.000	0/0	.000	0/0	.000	0/0/0	1	0/0/0/0	0		
2/5 Tulsa	3	0/0	.000	0/0	.000	0/0	.000	0/0/0	0	0/1/0/1	0		
2/7 SMU	13	0/0	.000	0/0	.000	0/0	.000	0/1/1	0	1/2/0/0	0		
2/11 at Marshall	1	0/0	.000	0/0	.000	0/0	.000	0/0/0	1	0/0/0/0	0		
2/18 Memphis	2	1/1	1.000	0/0	.000	0/0	.000	0/0/0	0	1/0/0/0	2		
2/20 UAB	3	0/1	.000	0/0	.000	0/0	.000	0/0/0	0	0/2/0/0	0		
3/3 at UTEP	3	0/0	.000	0/0	.000	0/0	.000	1/0/1	0	0/0/0/0	0		
3/12 vs UAB	0+	0/0	.000	0/0	.000	0/0	.000	0/0/0	0	0/0/0/0	0		



## WHITNEY BIBBINS

G/F • 5-10 • Fr.  
Baton Rouge, La.  
University Lab

**High School:** Four-year letterwinner at University High where she saw time at guard and forward for coach Bonita Johnson after playing varsity as a sixth-grader at Bethany Christian... averaged 27.4 points, 7.0 rebounds, 3.4 assists and 4.0 steals per game as a prepster...named first-team all-state, all-metro and all-district in each of her final two prep seasons...as a senior, averaged 25.0 points, 10.2 rebounds and 5.1 steals per game and helped the Kittens to a 38-1 overall record while finishing state runners-up...earned Class 2A State Most Outstanding Player, District 7-2A MVP and Metro MVP honors, and was named the girls' basketball Star of Stars by The Advocate...claimed a spot on the 2010 LHSA All-Tournament Team after scoring 57 points in two games, including 32 in the championship contest vs. St. Thomas Aquinas...also selected to participate in the LHSCA All-Star Game where she scored 11 points for the East in an 89-59 win...as a junior, averaged 27.4 points and 8.0 rebounds per game en route to earning All-District 8-2A honors, sharing the district's Player of the Year award and being named a finalist for the Gatorade Player of the Year...as a junior, averaged 27.4 points and 8.0 rebounds en route to earning district co-Player of the Year and LSWA MVP recognition...missed most of sophomore year with a knee injury but rebounded to play well in the Team GA/LINA over the summer and the Skills Select National Camp early the following fall...named honorable-mention all-state and claimed all-district honors as a freshman after averaging 12.5 points per game...during her varsity season at Bethany Christian, earned second-team all-state, first-team all-district and district MVP recognition...off the court, was a member of the Sierra Club, Environmental Club, 3.5 GPA Club and Science Olympiad Team...graduated as an International Baccalaureate Certificate Student.



**Personal:** Born Whitney Deon Bibbins on Dec. 15, 1991, in Baton Rouge, La....daughter of Troy and Ann Bibbins...has one brother, Troy Jr...proposed major is public health.



## BROOKE BLANKENSHIP

F • 5-10 • Fr.

Heber Springs, Ark.

Heber Springs HS

**High School:** Three-year letterwinner at Heber Springs High for coach Jamie Riddle...helped lead the team to a pair of conference runner-up finishes, a regional finals and one state playoff appearance...named all-conference as a senior after averaging 16.0 points and 10.0 rebounds per game...a three-sport standout as a prepster, also earned four letters in softball and golf...on the diamond, twice earned Team Offensive MVP honors, hit .766 as a junior and set the school's single-season and career home run records while helping the Lady Panthers win four consecutive conference titles, three district championships, three regional titles and advance to the state semifinals twice...on the links, claimed district medalist honors twice and was named all-state as a senior...off the court, was a member of the Quiz Bowl, Mathletes, Student Council and Beta Club...graduated valedictorian and was a Governor's Achievement Scholar.

**Personal:** Born Brooke Nicole Blankenship on July 6, 1992, in Somerville, N.J...daughter of Joseph and Brenda Blankenship...has three brothers: Frazier, Hayden and Brandon...undecided on major.



## KACY HARDIE

G • 5-9 • Jr.

Atlanta, Ga.

The Lovette School/Texas Tech

**Prior To Tulane:** Played collegiate soccer at Texas Tech as a true freshman in 2008 before transferring to Tulane in Fall 2009...played in five matches as a midfielder for the Red Raiders in 2008, attempting six shots and playing 133 minutes before suffering a season-ending injury...attempted a season-high three shots vs. Texas-San Antonio (8/31/08) and played a season-best 45 minutes against Alabama A&M (9/7/08).

**High School:** Three-year letterwinner at The Lovett School for coach Liz Kennedy...voted team captain as a senior and posted single-game highs of 22 points, 16 rebounds and eight assists...focused primarily on soccer where she was a four-year starter for coach Tony Patino...helped lead the Lions to the state playoffs all four years, including a state championship as a freshman and a state runner-up showing as a senior...selected Atlanta Journal Constitution first-team All-City in soccer her final two prep seasons...also played for the Tophat Soccer Club where she helped the squad win the 2005 Georgia State Championships and advance to the state finals in 2006 and 2007...helped guide team to 2006 Region III Premier League title, was a member of the Olympic Developmental Program from 2005-07 and was a Regional Team alternate in 2006...off the court, was a member of the Fellowship of Christian Athletes and Student-Athlete Advisory Committee.

**Personal:** Born Katherine Carter Hardie on Aug. 21, 1990, in Atlanta, Ga...daughter of Eben and Mimi Hardie...has one sister, Sarah, who played collegiate soccer at Wisconsin-Parkside...father, Eban, played tennis and squash at Penn...is a member of Chi Omega Sorority and serves as the Tulane chapter's campus activities chair...majoring in finance.



## KATYE MAGEE

G • 5-10 • Fr.

Ellisville, Miss.

Presbyterian Christian HS

**High School:** Four-year letterwinner at Presbyterian Christian High for coach Missy Bilderback...helped the Bobcats go a combined 115-24 including the 2007 Division II State title as a freshman and the 2008 Division II, AAA and overall state championship as a sophomore...earned Hattiesburg American All-Area, All-District 2-3A and All-District Tournament honors all four years as a prepster...tabbed first-team All-Mississippi Association of Independent Schools Team as a sophomore, junior and senior...scored over 2,500 points during her prep career...averaged 12.9 points and 5.5 rebounds per game as a senior en route to earning MAIS All-Star and Hattiesburg American Athlete of the Year honors...as a junior, averaged 20 points and eight rebounds per game before suffering a season-ending knee injury in the 21st game of the year...as a sophomore, averaged 18 points, seven rebounds and five assists per game as a sophomore when she was named District Player of the Year...averaged 10 points, five rebounds and five assists per game as a freshman...off the court, was a member of the National Art Honor Society, Mu Alpha Theta, Future Business Leaders of America and Fellowship of Christian Athletes...served as treasurer of the Senior Beta Club, was a Wendy's High School Heisman state finalist and graduated with special honors in the Top 10 percent of her class.

**Personal:** Born Katye Marie Magee on Aug. 4, 1992, in Laurel, Miss...daughter of Tommy and Gwen Magee...has one brother, Johnny, and one sister, Trista...mother, Gwen, coached softball at Jones Junior College and was inducted into the Mississippi Junior College Hall of Fame in 2010...proposed major is biomedical engineering.



## RHEA NELSON

G • 5-5 • Fr.

Missouri City, Texas

Elkins HS

**High School:** Four-year letterwinner at Elkins High for coach Willie Yarb...helped the Lady Knights average more than 20 wins in each of her prep seasons, including a 22-10 performance as a junior when Elkins finished 12-6 in District 23-5A play and advanced to the state playoffs...named a "Player To Watch" by TexasGirlsBasketball.com as a senior but missed most of the season with a knee injury...as a junior, claimed first-team all-district honors after averaging 17.1 points, 3.9 assists and 2.0 steals per game while connecting at a .468 clip from the floor...earned honorable-mention all-district recognition as a sophomore and was voted team captain as a junior and senior...off the court, was





# The Newcomers

a member of the National Honor Society, received the Academic Excellence Award twice and earned Academic All-District honors three times.

**Personal:** Born Rhea Ashton Nelson on Nov. 7, 1991, in Houston, Texas...daughter of Ricky and Karisue Nelson...has one brother, Ryan...mother, Karisue, ran track collegiately at Loyola...undecided on major.



## LAURA STOKES

F/C • 6-1 • Fr.

Sydney, Australia  
Roseville College

**High School:** Graduated from Roseville College in Nov 2009 where she served as team captain and helped lead the team to a second-place finish in the Independent Girls' Schools Sporting Associations' 1A division...played for the Northern Suburbs Basketball Association from 2002-2010 and helped her squads finish second and third at the NSW State Championships in 2008 and 2009, respectively...also was a part of the NSW Metro team which won a bronze medal at the Australian National Championship in 2007...at Roseville in 2009, participated in the Basketball Australia's internationally acclaimed National Intensive Training Program which allowed her to train with a number of outstanding players and coaches...represented New Zealand at the Australian Youth Olympic Festival in 2009...was selected to play for the Junior Tall Ferns in 2010...as a member of a IGSSA U16s, helped her team win the NWSCIS Tournament in 2007 and finish second in 2006...also competed in the IGSSA Opens in 2008 and 2009 where her teams finished second and first, respectively.

**Personal:** Born Laura Rose Elizabeth Stokes on March 6, 1992, in Sydney, Australia...daughter of Michael Stokes and Teresa Ruscoe...has two sisters, Rachel and Alannah...father, Michael, and cousin, Brook Ruscoe, played for the New Zealand Tall Blacks while cousins Kate McMeeken Ruscoe played for the New Zealand Tall Ferns and at NYU-Buffalo while Luke McKeeken Ruscoe played collegiately at Brown...proposed majors are business and psychology.



## ASHLEY WESTBY

C • 6-3 • Fr.

Houston, Texas  
Clear Lake HS

**High School:** Two-year letterwinner at Clear Lake High for coach Angela Beck...helped guide the Falcons to a combined 46-21 overall record and a 23-5 mark in District 24-5A action, and the team advanced to the playoffs both seasons...as a senior, named District Offensive Player of the Year and first-team all-district after averaging 13.4 points per game...as a junior, earned second-team all-district honors after averaging 14 points and 16 rebounds per game while shooting 66 percent from the floor...played junior varsity basketball as a sophomore...also lettered once in soccer...off the court, was a member of the Non-Athletic Honors/Achievements/Activities Club, was a Church ACTS Retreat Leader and served on the Youth Ministry Leadership Team for St. Claire Catholic Church.

**Personal:** Born Ashley Lynn Westby on June 8, 1992, in Corpus Christi, Texas...daughter of Tim and Christine Westby...mother, Christine, played collegiate basketball at St. Mary's (Texas) College...aunts, Beverly Rowe and Stephanie Murdock played basketball at Lamar and Texas Tech, respectively, and uncle, Darren Arnecke, played at St. Edward's University...undecided on major.



### Green Wave Women's Basketball Birthdays

March	6	Laura Stokes (1992)
April	1	Lisa Stockton (1964)
	4	Richie Weaver (1975)
	7	Olivia Grayson (1991)
	27	Brett Benzio (1990)
June	8	Ashley Westby (1992)
	23	Tiffany Aidoo (1989)
	26	Chantel McDonald (1991)
July	3	Alan Frey (1965)
	6	Brian Mears (1981)
	14	Shanda Bradley (1977)
August	4	Katye Magee (1992)
	12	Roshaunda Barnes (1989)
September	8	Shondra Johnson (1980)
	19	Danielle Nunn (1987)
October	25	Brittany Lindsey (1988)
	25	Tyria Snow (1990)
November	5	Charlotte Battiest (1970)
	7	Rhea Nelson (1991)
	23	Marley Lanson (1985)
	24	Janique Kautsky (1990)
December	3	Rob Phillips (1971)
	4	Doshia Woods (1978)
	5	Whitney Bibbins (1991)
	27	Maria Woods (1967)

# 2010-11 C-USA Composite Schedule



## **November 12**

American at East Carolina  
Marshall vs. Appalachian State  
Missouri at Memphis  
Rice vs. Montana State  
Utah at SMU  
McNeese State at Southern Miss  
Florida A&M at UAB

## **November 13**

Marshall vs. Longwood  
Rice vs. Florida International  
South Alabama at Tulane  
Emporia State at Tulsa  
UC Irvine at UTEP  
UCF at Florida

## **November 14**

East Carolina at Western Carolina  
UT Arlington at Houston  
Rice at Baylor

## **November 15**

Grambling State at Memphis

## **November 16**

Southern Miss at South Alabama  
Mississippi State at Tulane  
Tulsa at Oral Roberts  
Jackson State at UAB

## **November 17**

USC Upstate at Marshall  
Stephen F. Austin at Rice  
SMU at TCU  
New Mexico State at UTEP

## **November 18**

Memphis at Indiana

## **November 19**

UNC Wilmington at East Carolina

## **November 20**

Houston at New Mexico State  
Memphis at Ohio  
Texas A&M at Rice  
Tulane at Stephen F. Austin  
UAB at Louisiana Lafayette  
Eastern New Mexico at UTEP

## **November 21**

SMU at UTSA  
New Orleans at Southern Miss

## **November 22**

Virginia Union at East Carolina  
UAB at Miami  
Alcorn State at UTEP

## **November 23**

Houston at Louisiana Tech  
Ohio at Marshall  
Tulane at LSU

## **November 26**

Maryland at East Carolina  
Memphis vs. Fordham  
Arkansas State at SMU  
UL-Lafayette at Southern Miss  
Tulsa at UTSA  
UAB vs. South Florida  
Richmond at UCF  
Idaho State at UTEP

## **November 27**

Houston at Oral Roberts  
Memphis vs. North Dakota State  
Rice vs. Mercer  
GA Southern/Akron at SMU  
Kentucky/Murray State at USM  
Tulane vs. Portland State  
Tulsa vs. North Texas  
UAB vs. Alabama State  
Western Kentucky at UCF  
Troy/Arkansas at UTEP

## **November 28**

UMASS at East Carolina  
Memphis at Kansas  
Marshall at Kent State  
Rice vs. Ga. State/Alabama A&M  
Tulane vs. Cal/Cal St. Fullerton

## **November 30**

UCF at Savannah State

## **December 1**

Arkansas-Pine Bluff at SMU  
Southern Miss at Georgia  
UAB at Georgia State

## **December 2**

East Carolina at VCU  
Houston at TCU  
George Washington at Marshall  
Tulsa at Drexel

## **December 3**

Louisiana-Monroe at Rice  
St. Joseph's at Tulane  
Cal State Northridge at UTEP

## **December 4**

Long Beach St./Prairie View at Rice  
Kansas at SMU  
UALR at Southern Miss  
Belmont at UAB

## **December 5**

East Carolina at Charlotte  
Texas A&M-CC at Houston  
Detroit at Tulane  
Tulsa at La Salle  
UCF at Florida International

## **December 6**

Marshall at Miami (Ohio)

## **December 7**

UTSA at Houston  
North Texas at SMU  
Middle Tennessee State at UCF

## **December 8**

Hampton at East Carolina

## **December 11**

North Carolina A&T at Marshall  
UALR at Memphis  
Southern Miss at Tennessee State  
Texas A&M International at Tulsa  
UTEP at UC Santa Barbara

## **December 15**

Mississippi State at Southern Miss  
Clemson at UAB  
UCF at Florida State

## **December 17**

Memphis at Saint Louis  
Louisiana Tech at Tulane  
Texas State at UTEP

## **December 18**

Cleveland State at Marshall  
Houston vs. Nebraska  
Rice at UALR  
SMU vs. Texas  
Southern Miss vs. St. John's

## **December 19**

Houston vs. Louisville  
North Carolina A&T at Memphis  
SMU at USF  
USM vs. Fresno St./UC Santa Barb.

## **December 20**

East Carolina vs. UCLA  
Houston vs. Marist  
SMU vs. UNLV  
Tulane at UL-Monroe  
UAB vs. Ball State  
Jacksonville at UCF  
New Mexico at UTEP

## **December 21**

East Carolina at Hawaii  
Marshall at Cincinnati  
Rice at Houston Baptist  
UAB vs. Illinois State

## **December 22**

Florida International at Memphis  
UCF at Wright State  
UTEP at Denver

## **December 28**

Georgetown at Houston  
Morehead State at Marshall  
Rice at Northwestern State  
Alabama at Southern Miss  
Nicholls State at Tulane

## **December 29**

East Carolina vs. Prairie View A&M  
McNeese State at Memphis  
Charlotte/ODU at Tulane  
UAB at Missouri  
Tennessee Tech at UCF

## **December 30**

East Carolina vs. Florida A&M  
Houston at Houston Baptist  
Elon at Marshall  
SMU at Stephen F. Austin

## **December 31**

Jackson State at Memphis

## **January 1**

Lamar at Rice

## **January 2**

Southern Miss at Louisiana Tech  
Tulsa at Stephen F. Austin  
Austin Peay at UAB  
Valdosta State at UCF  
UTEP at New Mexico State

## **January 3**

SMU at Wake Forest  
Southeast Louisiana at Tulane

## **January 4**

Houston at Lamar

## **January 6**

Tulsa at Houston\*  
Marshall at Memphis\*  
UCF at Rice\*  
UAB at Southern Miss\*  
SMU at Tulane\*  
East Carolina at UTEP\*

## **January 9**

Memphis at East Carolina\*  
UTEP at Marshall\*  
Houston at SMU\*  
Rice at Tulsa\*  
Tulane at UAB\*  
Southern Miss at UCF\*

## **January 13**

Southern Miss at Houston\*  
UTEP at Memphis\*  
Marshall at Rice\*  
East Carolina at Tulane\*  
SMU at Tulsa\*  
UAB at UCF\*

## **January 16**

Rice at East Carolina\*  
Tulane at Marshall\*  
UCF at SMU\*  
Tulsa at Southern Miss\*  
Memphis at UAB\*  
Houston at UTEP\*

## **January 19**

Marshall vs. West Virginia

## **January 20**

UCF at Memphis\*  
Southern Miss at Tulane\*  
Houston at UAB\*  
Rice at UTEP\*

## **January 23**

Memphis at Houston\*  
UAB at Rice\*  
UTEP at SMU\*  
East Carolina at Southern Miss\*  
Tulane at Tulsa\*  
Marshall at UCF\*

## **January 27**

UAB at East Carolina\*  
Memphis at Marshall\*  
SMU at Southern Miss\*  
Rice at Tulane\*  
Houston at UCF\*  
Tulsa at UTEP\*

## **January 30**

UCF at East Carolina\*  
SMU at Houston\*  
Southern Miss at Memphis\*  
Tulsa at Rice\*  
UTEP at Tulane\*  
Marshall at UAB\*

## **February 3**

East Carolina at Marshall\*  
Tulane at SMU\*  
Memphis at Tulsa\*

## **February 6**

East Carolina at Memphis\*  
SMU at Rice\*  
Marshall at Southern Miss\*  
Houston at Tulane\*  
UCF at Tulsa\*  
UAB at UTEP\*

## **February 10**

Southern Miss at East Carolina\*  
Rice at Houston\*  
Marshall at SMU\*  
Tulsa at UAB\*  
UTEP at UCF\*

## **February 13**

East Carolina at Houston\*  
UCF at Marshall\*  
Rice at Memphis\*  
Tulsa at SMU\*  
Southern Miss at UAB\*  
Tulane at UTEP\*

## **February 17**

SMU at East Carolina\*  
UAB at Marshall\*  
UTEP at Rice\*  
Memphis at Southern Miss\*  
Houston at Tulsa\*  
Tulane at UCF\*

## **February 20**

UTEP at Houston\*  
UAB at SMU\*  
Rice at Southern Miss\*  
Memphis at Tulane\*  
Marshall at Tulsa\*  
East Carolina at UCF\*

## **February 24**

Tulsa at East Carolina\*  
Houston at Marshall\*  
SMU at Memphis\*  
Tulane at Rice\*  
UCF at UAB\*  
Southern Miss at UTEP\*

## **February 27**

Marshall at East Carolina\*  
UAB at Memphis\*  
Houston at Rice\*  
UCF at Southern Miss\*  
Tulsa at Tulane\*  
SMU at UTEP\*

## **March 3**

Southern Miss at Marshall\*  
Rice at SMU\*  
UTEP at Tulsa\*  
East Carolina at UAB\*  
Memphis at UCF\*

## **March 5**

Tulane at Houston\*

## **March 9-12**

Conference USA Women's  
Basketball Championship  
El Paso, Texas

## **March 19-22**

NCAA 1st & 2nd Rounds  
Sites TBA

## **March 26-29**

NCAA Regionals  
Sites TBA

## **March 3 & 5**

NCAA Women's Final Four  
Indianapolis, Ind.



# 2009-10 Season Notes

TULANE UNIVERSITY

## INDIVIDUAL HONORS

### Tiffany Aidoo

Honorable-Mention All-Louisiana  
Conference USA All-Tournament Team  
Tulane DoubleTree All-Tournament Team

### Roshaunda Barnes

C-USA Co-Player of the Week (Feb. 22)  
Louisiana Player of the Week (Feb. 22)

### Chassity Brown

WBCA All-Region IV Team  
First-Team All-Louisiana  
Second-Team All-Conference USA  
Conference USA All-Defensive Team  
Conference USA All-Tournament Team  
Louisiana Player of the Week (Dec. 21)

### Olivia Grayson

Conference USA All-Freshman Team  
C-USA Freshman of the Week (Feb. 22)

### Danielle Nunn

Third-Team All-Conference USA  
Third-Team All-Louisiana  
Conference USA Tournament MVP  
Tulane DoubleTree Classic MVP

### Lisa Stockton

Conference USA Coach of the Year  
Louisiana Coach of the Year



*The 2009-10 Green Wave finished the year 26-7, won both the Conference USA regular-season and tournament championships, and advanced to the NCAA Tournament.*

## C-USA INDIVIDUAL RANKINGS

### Tiffany Aidoo

3-Point Percentage – 1st - .433  
3-Pointers Per Game – 7th - 1.8  
Field Goal Percentage – 18th - .470  
Steals Per Game – 20th - 1.5

### Roshaunda Barnes

Steals Per Game – 3rd - 2.7  
Assists Per Game – 6th - 4.2  
Assist/Turnover Ratio – 7th - 1.5

### Brett Benzio

Field Goal Percentage – 5th - .519  
Blocks Per Game – 6th - 1.2  
Defensive Rebounds Per Game – 7th - 4.8  
Total Rebounds Per Game – 8th - 7.1  
Offensive Rebounds Per Game – 14th - 2.4

### Chassity Brown

Steals Per Game – 2nd - 2.7  
3-Pointers Per Game – 9th - 1.7  
Points Per Game – 10th - 13.2  
Assists Per Game – 19th - 2.6  
3-Point Percentage – 19th - .323

### Olivia Grayson

Assists Per Game – 13th - 2.9  
Free Throw Percentage – 14th - .744  
Steals Per Game – 15th - 1.6

### Indira Kaljo

3-Pointers Per Game – 17th - 1.3

### Danielle Nunn

Field Goal Percentage – 1st - .549  
Steals Per Game – 14th - 1.7  
Points Per Game – 20th - 11.0

## NCAA INDIVIDUAL RANKINGS

### Roshaunda Barnes

Steals Per Game – 30th - 2.7  
Assist/Turnover Ratio – 92nd - 1.46  
Assists Per Game – 97th - 4.2

### Chassity Brown

Steals Per Game – 28th - 2.7

### ***Tulane Becomes Title Town...Again***

With a 66-64 win at UTEP on March 3, 2010, the Tulane Green Wave clinched sole possession of the 2010 Conference USA regular-season championship, the fourth in school history and the first since the 2006-07 season.

From there, the Wave went to Tulsa, Okla., for the C-USA Women's Basketball Championship with a chance to return to the NCAAAs for the first time since 2003. After enjoying a first-round bye, Tulane got all it could handle from UCF in the quarterfinals but rallied late for a 63-62 victory. From there, the Green Wave used a big start to cruise past East Carolina in the quarterfinals, 73-64, and followed a similar script in the championship game en route to a 62-54 decision over UAB to claim the league's automatic bid to the NCAA Tournament.

Tulane claimed a No. 12 seed in the Sacramento Regional and were shipped to Tempe, Ariz., where the Green Wave took on No. 5 seed Georgia. The Bulldogs eventually won that contest, 64-59, to end the Green Wave season.

### ***The Double-Dip***

The 2009-10 Green Wave team became the first Conference USA team to win both the regular-season and tournament titles since the 2005-06 season when Tulsa accomplished the feat. It also marked the first time in school history that Tulane won the regular-season outright and went on to win the league tourney.

The Wave won regular-season and tournament titles during the 1996-97 and 1998-99 seasons. In 1996-97, however, Tulane shared the regular-season title at 12-2 with Louisville and Memphis. Two years later, the Green Wave found themselves in a four-way tie for the regular-season crown at 12-4 along with Cincinnati, Louisville and Marquette.

### ***Tulane & The All C-USA Team***

Tulane had a trio of student-athletes earned All-Conference USA honors at the conclusion of the 2009-10 season as Chassity Brown was named to the second team, Danielle Nunn garnered third-team honors and Olivia Grayson was tabbed to the C-USA All-Freshman Team.

In addition, head coach Lisa Stockton was named C-USA Coach of the Year for the second time in her career and Brown earned a spot on the C-USA All-Defensive Team.

Despite being regular-season Conference USA Champions, Tulane had no one voted first-team All C-USA. The Green Wave became just the third team in the history of C-USA to earn the regular-season title and not have a first-team all-league player, joining the 2008-09 SMU Mustangs and the 2002-03 Charlotte 49ers.

### ***Tulane & 20 Wins***

While Tulane's win over Memphis on Feb. 18, 2010, gave the team sole possession of first place in the Conference USA standings, it also allowed the Green Wave to become the first league team this season to surpass the 20-win plateau.

Finishing 26-7, Tulane had its first 20-win season since the 2006-07 season when they went 26-7, won the Conference USA regular-season championship and advanced to the second round of the WNIT.

The Green Wave have now posted nine 20-win seasons and all of them have come under head coach Lisa Stockton. The first 20-win season came in 1995-96 when Tulane went 21-10. The next season, the Wave set a school record with 27 wins and tied the win mark in 1999-2000 when Tulane went 27-5 again.

## Saying Goodbye

The 2009-10 season marked the end of a pair of Green Wave careers as seniors Chassity Brown and Indira Kaljo went out as conference champions.

A four-year letterwinner, Brown left her mark on the program not only through her leadership but also with her performance on the court as she completed her career sixth in Tulane history in steals (211) and steals per game (1.9) while finishing 10th in 3-pointers attempted (351).

Kaljo, meanwhile, spent just two seasons at Tulane after coming via junior college. A sharp-shooter from the outside, Kaljo finished her career ranked third in Green Wave history in 3-point field goal percentage (.365) and 10th in 3-pointers made (109).

## Coast To Coast

After scoring the game's first 11 points and never trailing in their 62-54 Conference USA Championship Game victory over UAB on March 12, 2010, the Green Wave led from start to finish eight times during the 2009-10 season. Among those eight coast-to-coast victories, Tulane had six wins in which they never trailed and the game was never tied.

Prior to the tournament win over the Blazers, Tulane's most recent coast-to-coast win came just a day before when the Green Wave opened their semifinal game against East Carolina with a 9-0 en route to a 73-64 win over the Pirates.

The other four non-trailing, non-tying games were against Louisiana-Monroe in the season-opening 86-52 win on Nov. 13, vs. McNeese State in a 75-45 victory on Dec. 22, at Southeastern Louisiana in an 81-45 win on Jan. 4, and at Marshall in a 64-54 decision on Feb. 11.

Tulane's other coast-to-coast contests came on Dec. 5 against Longwood in day two of The Big Easy Classic at the Lakefront Arena when the Green Wave broke a 2-2 tie and won 73-58 and on Feb. 25 at Rice when Tulane broke a 63-63 tie at the end of regulation by outscoring the Owls 18-6 in the extra stanza for an 81-69 overtime victory.

## Team Effort

One of the reasons for Tulane's success throughout the 2009-10 season was the selfless play of the individual members of the team. While Tulane ranked third in Conference USA and 51st nationally in points per game (69.6), just one member of the squad averaged more than 12.0 points per game (Chassity Brown at 13.2 ppg).

For the year, however, five players average at last 8.0 points per game. After Brown, junior forward Danielle Nunn is next at 11.0, followed by junior forward Tiffany Aidoo at 10.0, junior point guard Roshaunda Barnes at 9.3 and freshman guard Olivia Grayson at 8.3.

In Conference USA action, four players averaging double-digit scoring totals: Nunn at 13.4, Brown at 12.5, Barnes at 12.1 and Aidoo at 11.0.

During the C-USA Tournament, five players averaged at least nine points: Nunn at 12.7, Aidoo at 12.3, Brown at 10.0, sophomore center Brett Benzio at 9.7 and Barnes at 9.0.



As a senior during the 2009-10 season, Chassity Brown was named second-team All-Conference USA, claimed a spot on the C-USA All-Defensive Team, and was tabbed WBCA All-Region IV.

## Getting It Done On D

While the Green Wave scored points in bunches - averaging a 14.1 point differential during their 26 victories and leading Conference USA with a plus-9.2 scoring margin - one of the major reasons for Tulane's success last season was the team's play on defense.

The Green Wave ranked No. 1 in Conference USA in scoring defense (60.3 ppg) and steals per game (11.1). In addition, Tulane forced a league-best 22.7 turnovers per game and the Green Wave ranked No. 1 in turnover margin with a plus-5.5 ratio.

## Shooting .500

The Green Wave connected on at least half of their shots from the field on seven occasions during the 2009-10 season and were a perfect 7-0 in those contests.

The final .500 outing came in the C-USA semifinals against East Carolina when Tulane hit 24-of-47 shots (.511). Other games of .500 or better for Tulane came against Louisiana-Monroe on Nov. 13 (35-of-64/.547), at South Alabama on Dec. 1 (30-of-51/.588), vs. Stephen F. Austin on Dec. 20 (31-of-57/.544), at Southeastern Louisiana on Jan. 4 (30-of-60/.500), vs. Rice on Jan. 10 (33-of-66/.500) and vs. SMU on Feb. 7 (31-of-60/.517).

## Winning The Second Half

One of the strong suits of the Tulane team during 2009-10 season was the ability to finish strong as the Wave have outscored their opponent in the second half in 22 of 33.

After intermission, Tulane outscoring its foes by a combined score of 1,004-840 and an average of 4.97 points per game. In addition, the Wave connected .434 percent of their shots in the second half (373-of-859) while holding opponents to a .378 clip (353-of-932) after the break.

## Bitten By The Injury Bug

One of the biggest obstacles the Green Wave had to overcome during year was injuries as the 12 members of the Tulane team combined to miss a total of 80 games.

Tulane lost junior forward Brittany Lindsey for the year six games into the season due to a shoulder injury, senior Chassity Brown missed a pair of games after breaking a bone in her left (non-shooting hand) and sophomore post player Brett Benzio has missed games and played limited time due to a recurring foot problem.

In addition, freshman forward Chantel McDonald has yet to play due to a knee injury sustained in high school, rookie Janique Kautsky missed five games with an ankle injury to start the year, and freshman guard Tyria Snow missed the season's first eight games with a knee injury suffered as a prepster.

## 30-Point Wins

In the 34-year history of Tulane women's basketball, the Green Wave have won by 30 points a combined 52 times entering the 2009-10 season. Last year's team added four more lopsided victories to the tally - 86-52 vs. Louisiana-Monroe on Nov. 13, 84-51 vs. Stephen F. Austin on Dec. 20, 75-45 vs. McNeese State on Dec. 22 and 81-45 at Southeastern Louisiana on Jan. 4.

The four 30-plus point wins tied for the third most in school history, tying with the 2000-01 and 2006-07 teams, and one behind the five by the 1996-97 squad. The school record for 30-point wins in a season is six set by the 1997-98 team en route to a 21-7 season and a trip to the NCAA Tournament.



# 2009-10 Statistics

TULANE UNIVERSITY

Record	Overall	Home	Away	Neutral
All Games	26-7	12-3	9-2	5-2
Conference USA Games	12-4	6-2	6-2	0-0
Non-Conference Games	14-3	6-1	3-0	5-2

Player	GP-GS	Min	Avg.	Total		3-Point		F-Throw		Rebounds			Avg.	PF	DQ	Asst	TO	Blk	Stl	Pts	Avg.
				FG-FGA	FG%	3FG-3A	3%	FT-FTA	FT%	Off	Def	Total									
Chassity Brown	31-30	913	29.5	133-337	.395	53-164	.323	91-128	.711	20	99	119	3.8	78	2	81	73	9	85	410	13.2
Brittany Lindsey	6-6	150	25.0	28-54	.519	0-0	.000	13-22	.591	11	13	24	4.0	21	1	5	7	6	5	69	11.5
Danielle Nunn	33-23	841	25.5	118-215	.549	0-2	.000	127-188	.679	58	87	145	4.4	89	3	45	78	2	55	363	11.0
Tiffany Aidoo	33-27	912	27.6	117-249	.470	58-134	.433	39-58	.672	49	81	130	3.9	74	2	58	59	5	48	331	10.0
Roshaunda Barnes	33-33	963	29.2	111-304	.365	17-59	.288	67-105	.638	24	68	92	2.8	69	0	139	95	14	90	306	9.3
Olivia Grayson	33-17	912	27.6	96-256	.375	16-55	.291	67-90	.744	49	102	151	4.6	68	0	96	108	14	53	275	8.3
Brett Benzio	28-22	668	23.9	83-160	.519	0-0	.000	44-66	.667	66	134	200	7.1	59	1	31	43	34	13	210	7.5
Indira Kalho	33-7	573	17.4	67-203	.330	43-142	.303	14-22	.636	18	65	83	2.5	22	0	19	33	1	14	191	5.8
Janique Kautsky	28-0	440	15.7	31-87	.356	13-37	.351	14-22	.636	28	39	67	2.4	50	0	22	22	4	16	89	3.2
Jennifer Nwokedi	28-0	189	6.8	17-33	.515	0-0	.000	14-22	.636	16	20	36	1.3	29	0	2	24	11	48	48	1.7
Tyria Snow	18-0	89	4.9	2-4	.500	0-0	.000	0-1	.000	3	6	9	0.5	6	0	10	10	0	5	4	0.2
TEAM										73	57	130					19				

Total.....	33	6650		803-1902	.422	200-593	.337	490-724	.677	415	771	1186	35.9	565	9	508	571	100	385	2296	69.6
Opponents.....	33	6650		726-1867	.389	138-464	.297	401-595	.674	480	821	1301	39.4	673	--	401	748	92	276	1991	60.3

TEAM STATS			TLN	OPP	Date	Opponent	Result	Score	Att.
SCORING			2296	1991	11/13/09	Louisiana-Monroe	W	86-52	3463
Points per game			69.6	60.3	11/20/09	vs. Liberty%	L	52-63	207
Scoring Margin			+9.2	---	11/21/09	vs. Loyola (Md.)%	W	58-43	108
FIELD GOALS-ATT			803-1902	726-1867	11/25/09	LSU	L (ot)	65-73	1254
Field Goal pct.			.422	.389	12/01/09	at South Alabama	W	73-71	311
3 PT FG-ATT			200-593	138-464	12/04/09	Prairie View A&M <sup>!</sup>	W	67-63	401
3-point FG pct			.337	.297	12/05/09	vs. Longwood <sup>+</sup>	W	73-58	252
3-pt FG made per game			6.1	4.2	12/17/09	at South Florida	W	76-72	650
FREE THROWS ATT			490-724	401-595	12/20/09	Stephen F. Austin	W	84-51	610
Free Throw pct			.677	.674	12/22/09	McNeese State	W	75-45	573
FT made per game			14.8	12.2	12/28/09	Long Island <sup>@</sup>	W	82-59	626
REBOUNDS			1186	1301	12/29/09	Texas Tech <sup>@</sup>	W	67-49	841
Rebounds per game			35.9	39.4	01/04/10	at Southeastern Louisiana	W	81-45	474
Rebounding Margin			-3.5	---	01/08/10	Houston <sup>*</sup>	L	68-70	513
ASSISTS			508	401	01/10/10	Rice <sup>*</sup>	W	82-60	814
Assists per game			15.4	12.2	01/15/10	at Tulsa <sup>*</sup>	W	58-55	1214
TURNOVERS			571	748	01/17/10	at SMU <sup>*</sup>	L	59-70	796
Turnovers per game			17.3	22.7	01/23/10	Southern Miss <sup>*</sup>	W	80-63	623
Turnover margin			+5.4	---	01/28/10	UTEP <sup>*</sup>	W	57-47	438
Assist/turnover ratio			0.9	0.5	01/31/10	at UCF <sup>*</sup>	W	72-70	614
STEALS			385	276	02/05/10	Tulsa <sup>*</sup>	L	67-80	384
Steals per game			11.7	8.4	02/07/10	SMU <sup>*</sup>	W	78-59	383
BLOCKS			100	92	02/11/10	at Marshall <sup>*</sup>	W	64-54	292
Blocks per game			3.0	2.8	02/13/10	at East Carolina <sup>*</sup>	W	56-51	3157
ATTENDANCE			12,309	16,747	02/18/10	Memphis <sup>*</sup>	W	86-61	477
Home games-Avg/game			15-821	11-875	02/20/10	UAB <sup>*</sup>	W	64-56	909
Neutral Site-Avg/game			---	7-1017	02/25/10	at Rice <sup>*</sup>	W (ot)	81-69	389
					02/27/10	at Houston <sup>*</sup>	L	62-74	523
					03/03/10	at UTEP <sup>*</sup>	W	66-64	1207
					03/09/10	vs. UCF <sup>^</sup>	W	63-62	1072
					03/10/10	vs. East Carolina <sup>^</sup>	W	73-64	1231
					03/12/10	vs. UAB <sup>*</sup>	W	62-54	2795
					03/20/10	vs. Georgia <sup>#</sup>	L	59-64	1455

% Navy Classic (Annapolis, Md.) ! Big Easy Classic (Fogelman Arena)  
+ Big Easy Classic (UNO Lakefront Arena)

@ Tulane/DoubleTree Classic (Fogelman Arena) \* Conference USA Game

^ Conference USA Tournament (Tulsa, Okla.) # NCAA Tournament (Tempe, Ariz.)

## TULANE GAME-BY-GAME STATS

Opponent	Date	Score		FG-FGA	Pct	3FG-FGA	Pct	FT-FTA	Pct	Rebounds		PF	Asst	T/O	Blk	Stl	Pts	Avg
										Off-Def-Tot	Avg							
Louisiana-Monroe	11/13/09	86-52	W	35-64	.547	6-12	.500	10-21	.476	12-24-36	36.0	20	25	13	5	13	86	86.0
vs Liberty	11/20/09	52-63	L	20-48	.417	7-21	.333	5-10	.500	9-13-22	29.0	19	16	22	2	8	52	69.0
vs Loyola (Md.)	11/21/09	58-43	W	19-54	.352	4-11	.364	16-21	.762	11-28-39	32.3	14	13	22	2	14	58	65.3
LSU	11/25/09	65-73	L (ot)	26-60	.433	5-14	.357	8-16	.500	12-23-35	33.0	27	18	18	5	12	65	65.2
at South Alabama	12/01/09	73-71	W	30-51	.588	1-7	.143	12-14	.857	7-22-29	32.2	13	18	17	3	10	73	66.8
Prairie View A&M	12/04/09	67-63	W	23-62	.371	7-15	.467	14-20	.700	20-16-36	32.8	18	9	22	7	14	67	66.8
vs Longwood	12/05/09	73-58	W	24-50	.480	7-16	.438	18-26	.692	13-24-37	33.4	18	16	26	2	16	73	67.7
at South Florida	12/17/09	76-72	W	25-66	.379	6-19	.316	20-27	.741	17-13-30	33.0	13	11	10	0	12	76	68.8
Stephen F. Austin	12/20/09	84-51	W	31-57	.544	7-15	.467	15-20	.750	13-35-48	34.7	11	23	24	5	15	84	70.4
McNeese State	12/22/09	75-45	W	24-63	.381	8-22	.364	19-24	.792	17-31-48	36.0	12	19	21	4	11	75	70.9
Long Island	12/28/09	82-59	W	27-57	.474	8-22	.364	20-30	.667	10-23-33	35.7	13	19	11	7	16	82	71.9
Texas Tech	12/29/09	67-49	W	25-58	.431	5-16	.313	12--20	.600	11-20-31	35.3	20	19	13	1	13	67	71.5
at Southeastern La.	01/04/10	81-45	W	30-60	.500	8-16	.500	13-16	.813	14-25-39	35.6	20	23	14	1	12	81	72.2
Houston*	01/08/10	68-70	L	26-57	.456	6-13	.462	10-14	.714	18-22-40	35.9	13	16	27	9	14	68	71.9
Rice*	01/10/10	82-60	W	33-66	.500	5-15	.333	11-15	.733	8-29-37	36.0	19	19	14	5	8	82	72.6
at Tulsa*	01/15/10	58-55	W	20-55	.364	4-16	.250	14-27	.519	18-24-42	36.4	25	10	27	2	14	58	71.7
at SMU*	01/17/10	59-70	L	23-52	.442	4-15	.267	9-15	.600	9-16-25	35.7	17	12	23	0	17	59	70.9
Southern Miss*	01/23/10	80-63	W	26-56	.464	8-24	.333	20-30	.667	11-22-33	35.6	20	19	19	2	14	80	71.4
UTEP*	01/28/10	57-47	W	19-53	.358	8-23	.348	11-18	.611	14-24-38	35.7	16	12	19	1	10	57	70.7
at UCF*	01/31/10	72-70	W	21-44	.477	9-12	.750	21-30	.700	7-21-28	35.3	20	11	17	3	7	72	70.8
Tulsa*	02/05/10	67-80	L	19-58	.328	3-17	.176	26-36	.722	14-19-33	35.2	20	8	17	1	14	67	70.6
SMU*	02/07/10	78-59	W	31-60	.517	6-19	.316	10-13	.769	12-19-31	35.0	17	20	14	0	12	78	70.9
at Marshall*	02/11/10	64-54	W	19-50	.380	6-19	.316	20-30	.667	13-21-34	35.0	18	9	14	4	11	64	70.6
at East Carolina*	02/13/10	56-51	W	14-59	.237	5-25	.200	23-28	.821	13-26-39	35.1	16	12	18	0	12	56	70.0
Memphis*	02/18/10	86-61	W	26-67	.388	10-26	.385	24-32	.750	23-20-43	35.4	12	18	12	5	12	86	70.6
UAB*	02/20/10	64-56	W	24-58	.414	5-24	.208	11-17	.647	10-21-31	35.3	16	12	18	7	17	64	70.4
at Rice*	02/25/10	81-69	W (ot)	30-72	.417	5-16	.313	16-26	.615	12-40-52	35.9	12	15	15	5	9	81	70.8
at Houston*	02/27/10	62-74	L	23-70	.329	8-25	.320	8-11	.727	9-23-32	35.8	21	11	8	5	11	62	70.5
at UTEP*	03/03/10	66-64	W	18-53	.340	6-19	.316	24-36	.686	11-28-39	35.9	15	13	14	2	8	66	70.3
vs UCF	03/09/10	63-62	W	22-50	.440	5-20	.250	14-18	.778	11-24-35	35.8	15	15	14	0	1	63	70.1
vs East Carolina	03/10/10	73-64	W	24-47	.511	6-16	.375	19-26	.731	6-26-32	35.7	15	15	20	2	9	73	70.2
vs UAB	03/12/10	62-54	W	23-56	.411	2-8	.250	14-30	.467	13-32-45	36.0	20	11	16	0	8	62	69.9
vs Georgia	03/20/10	59-64	L	23-69	.333	10-35	.286	3-8	.375	17-17-34	35.9	20	11	12	3	11	59	69.6

## OPPONENT GAME-BY-GAME STATS

Opponent	Date	Score		FG-FGA	Pct	3FG-FGA	Pct	FT-FTA	Pct	Rebounds		PF	Asst	T/O	Blk	Stl	Pts	Avg
										Off-Def-Tot	Avg							
Louisiana-Monroe	11/13/09	86-52	W	20-62	.323	1-12	.083	11-18	.611	20-25-45	45.0	21	11	26	0	5	52	52.0
vs Liberty	11/20/09	52-63	L	24-47	.511	4-6	.667	11-19	.579	15-23-38	41.5	16	10	24	3	11	63	57.5
vs Loyola (Md.)	11/21/09	58-43	W	14-47	.298	3-14	.214	12-16	.750	6-27-33	38.7	21	5	28	1	10	43	52.7
LSU	11/25/09	65-73	L (ot)	19-56	.339	4-10	.400	31-40	.775	18-28-46	40.5	17	11	18	5	8	73	57.8
at South Alabama	12/01/09	73-71	W	29-65	.446	7-19	.368	6-9	.667	16-16-32	38.8	15	15	14	1	3	71	60.4
Prairie View A&M	12/04/09	67-63	W	22-46	.478	2-5	.400	17-19	.895	9-24-33	37.8	17	10	28	4	10	63	60.8
vs Longwood	12/05/09	73-58	W	19-56	.339	4-14	.286	16-23	.696	15-19-34	37.3	21	10	24	1	12	58	60.4
at South Florida	12/17/09	76-72	W	29-52	.558	6-14	.429	8-11	.727	12-28-40	37.6	22	17	27	5	7	72	61.9
Stephen F. Austin	12/20/09	84-51	W	20-75	.267	7-23	.304	4-9	.444	22-18-40	37.9	17	11	22	5	12	51	60.7
McNeese State	12/22/09	75-45	W	20-63	.317	4-20	.200	1--2	.500	13-23-36	37.7	22	13	28	2	10	45	59.1
Long Island	12/28/09	82-59	W	23-54	.426	3-9	.333	10-15	.667	12-24-36	37.5	21	16	25	1	6	59	59.1
Texas Tech	12/29/09	67-49	W	19-51	.373	0-10	.000	11-21	.524	18-28-46	38.2	21	9	27	3	9	49	58.2
at Southeastern La.	01/04/10	81-45	W	10-47	.213	6-20	.300	19-25	.760	16-18-34	37.9	18	5	23	2	4	45	57.2
Houston*	01/08/10	68-70	L	27-65	.415	8-17	.471	8-11	.727	17-16-33	37.6	18	19	20	4	15	70	58.1
Rice*	01/10/10	82-60	W	17-55	.309	6-19	.316	20-24	.833	12-25-37	37.5	16	11	20	2	9	60	58.3
at Tulsa*	01/15/10	58-55	W	16-54	.296	2-9	.222	21-27	.778	18-25-43	37.9	23	6	29	5	8	55	58.1
at SMU*	01/17/10	59-70	L	23-48	.479	5-12	.417	19-21	.905	11-25-36	37.8	19	13	28	4	9	70	58.8
Southern Miss*	01/23/10	80-63	W	26-54	.481	3-12	.250	8-14	.571	10-23-33	37.5	27	18	26	1	9	63	59.0
UTEP*	01/28/10	57-47	W	16-45	.356	4-16	.250	11-15	.733	7-21-28	37.0	22	10	21	5	8	47	58.4
at UCF*	01/31/10	72-70	W	25-62	.403	6-14	.429	14-20	.700	18-20-38	37.0	23	10	17	1	6	70	59.0
Tulsa*	02/05/10	67-80	L	30-55	.545	6-13	.462	14-25	.560	11-32-43	37.3	27	20	22	5	10	80	60.0
SMU*	02/07/10	78-59	W	21-53	.396	4-15	.267	13-19	.684	16-19-35	37.2	16	13	23	3	7	59	59.9
at Marshall*	02/11/10	64-54	W	21-52	.404	1-4	.250	11-19	.579	16-26-42	37.4	26	11	22	3	6	54	59.7
at East Carolina*	02/13/10	56-51	W	17-46	.370	4-12	.333	13-16	.813	4-34-38	37.5	21	9	31	1	13	51	59.3
Memphis*	02/18/10	86-61	W	25-63	.397	4-15	.267	7-13	.538	22-23-45	37.8	25	15	24	4	6	61	59.4
UAB*	02/20/10	64-56	W	22-62	.355	1-6	.167	11-18	.611	23-27-50	38.2	19	7	27	0	11	56	59.2
at Rice*	02/25/10	81-69	W (ot)	28-72	.389	6-22	.273	7-17	.412	12-35-47	38.6	23	17	21	2	7	69	59.6
at Houston*	02/27/10	62-74	L	27-61	.443	4-12	.333	16-25	.640	18-39-57	39.2	14	12	18	5	5	74	60.1
at UTEP*	03/03/10	66-64	W	24-58	.414	6-24	.250	10-15	.667	9-29-38	39.2	26	15	17	4	5	64	60.2
vs UCF	03/09/10	63-62	W	24-70	.343	4-19	.211	10-15	.667	24-21-45	39.4	20	12	11	2	7	62	60.3
vs East Carolina	03/10/10	73-64	W	27-62	.435	6-20	.300	4-12	.333	14-21-35	39.2	25	15	19	1	13	64	60.4
vs UAB	03/12/10	62-54	W	21-59	.356	1-12	.083	11-18	.611	10-28-38	39.2	22	10	15	0	8	54	60.2
vs Georgia	03/20/10	59-64	L	21-50	.420	6-15	.400	16-24	.667	16-31-47	39.4	12	15	23	7	7	64	60.4

# T Game Recaps

## Tulane Rolls Past UL-Monroe, 86-52

Brown scores 22 while Benzio adds 12 points and 12 boards

**NEW ORLEANS**—Chassity Brown scored a game-high 22 points and Brett Benzio posted a double-double with 12 points and 12 rebounds as Tulane opened the 2009-10 season in fine fashion with an 86-52 victory over Louisiana-Monroe at Fogelman Arena.

The Green Wave led by as many as 11 three times in the first half, but a late Warhawks rally made it a six-point ballgame going into halftime as Tulane went into the locker room on top, 35-29. The second half, however, was all Tulane as the Green Wave hit 20-of-32 shots (.625) from the field - including a 4-for-7 performance from beyond the 3-point arc - in the final 20 minutes to outscore ULM, 51-23.

The 34-point win is the second-largest margin of victory for Tulane in season-opening play in the 35-year history of the program, falling just two points shy of the Green Wave's 90-54 win over Hofstra in the Harvard Tournament on Dec. 4, 1993.

Tulane scored the first four points of the ballgame and never trailed. The lead swelled to 10 at 14:45 with 14:57 left in the opening half and the Green Wave held 11-point advantages at 21-10 at the 12-minute mark, 25-14 at 9:02 and 27-16 with 6:51 left on the clock.

UL-Monroe, however, refused to go away and chipped the deficit down to three at 28-25 with 3:14 left in the first half. Tulane outscored the Warhawks 7-4 the rest of the stanza before turning it on after halftime.

Indira Kaljo and Brown canned back-to-back 3-pointers out of the break and Tulane pushed the lead to 21 at 50:29 when Brown hit a jumper and converted the and-one free throw 4:32 into the second half. A pair of Larrie Williams free throws sliced the Green Wave advantage to 19 at 54:35 but Tulane used an 18-2 run to make it a 35-point affair at 72:37 with 7:17 left in regulation.

The Warhawks got the lead down below 30 just twice the rest of the way as Tulane sent the crowd home happy and eager for the next ballgame.

### Tulane 86, Louisiana-Monroe 52

11/13/09 in New Orleans, La. - Fogelman Arena

#### VISITORS: Louisiana-Monroe (0-1)

Player	FG-A	3-A	FT-A	O-D-R	PF	TP	A	TO	B	S	MIN
32 S.Williams (f)	6-17	0-0	0-0	3-6-9	3	12	2	3	0	1	30
4 Davis (f)	1-3	0-0	3-5	2-8-10	2	5	1	6	0	0	30
3 Torres (g)	1-8	1-4	0-0	2-2-4	2	3	4	6	0	2	32
20 Carrier (g)	4-11	0-5	0-0	1-0-1	3	8	2	2	0	0	34
23 Midlandja (g)	4-8	0-1	3-6	4-3-7	4	11	0	1	0	1	30
1 Zollicoffer	1-1	0-0	2-3	2-0-2	0	4	0	0	0	0	2
13 Leslie	0-2	0-1	0-0	0-0-0	3	0	1	2	0	1	13
14 Wakefield	0-3	0-0	0-0	0-0-0	0	0	0	1	0	0	9
15 Rawson	1-2	0-0	1-2	1-1-2	2	3	0	0	0	0	5
25 N.Tucker	0-0	0-0	0-0	0-0-0	0	0	1	1	0	0	1
30 P.Tucker	0-1	0-1	0-0	0-0-0	0	0	0	0	0	0	0+
35 L.Williams	2-6	0-0	2-2	2-2-4	2	6	0	4	0	0	14
Team	3-3-6										
Totals.....	20-62	1-12	11-18	20-25-45	21	52	11	26	0	5	200

FG%	1st Half: 13-30 • 43.3%	2nd Half: 7-32 • 21.9%	Game: 32.3%
3-PT%	1st Half: 1-4 • 25.0%	2nd Half: 0-8 • 0.0%	Game: 8.3%
FT%	1st Half: 2-4 • 50.0%	2nd Half: 9-14 • 64.3%	Game: 61.1%

#### HOME: Tulane (1-0)

Player	FG-A	3-A	FT-A	O-D-R	PF	TP	A	TO	B	S	MIN
35 Lindsey (f)	5-10	0-0	4-7	2-2-4	5	14	1	1	1	2	24
44 Benzio (c)	6-6	0-0	0-0	5-7-12	2	12	2	1	3	0	25
11 Barnes (g)	0-6	0-0	0-0	0-0-0	3	0	3	2	0	4	25
32 Brown (g)	9-14	3-4	1-2	1-3-4	1	22	2	2	0	2	25
33 Kaljo (g)	6-11	3-7	0-0	0-3-3	0	15	3	1	0	2	26
20 Nunn	1-3	0-0	3-7	0-2-2	4	5	1	2	0	0	19
21 Grayson	3-7	0-0	1-2	2-6-8	1	7	10	4	0	0	2
23 Aidoo	3-4	0-1	0-0	0-0-0	2	6	3	0	0	3	14
42 Nwokedi	2-3	0-0	1-3	1-0-1	2	5	0	0	1	0	13
Team	1-1-2										
Totals.....	35-64	6-12	10-21	12-24-36	20	86	25	13	5	13	200

FG%	1st Half: 15-32 • 46.9%	2nd Half: 20-32 • 62.5%	Game: 54.7%
3-PT%	1st Half: 2-5 • 40.0%	2nd Half: 4-7 • 57.1%	Game: 50.0%
FT%	1st Half: 3-12 • 25.0%	2nd Half: 7-9 • 77.8%	Game: 47.6%

Officials: Jules Gallien, Eric Koch, Craig Miller

Attendance: 3463

Score by Periods	1st	2nd	Total
UL-Monroe	29	23	52
Tulane	35	51	86

## Wave Falls To Liberty, 63-52

Brown leads the Wave with 13 points, 5 assists and 3 steals

**ANNAPOLIS, Md.**—Tulane suffered a case of "Mama said they'll be days like this" as the Green Wave dropped a 63-52 contest to Liberty in the Navy Classic at Alumni Hall.

Little went right for the team donning olive green and sky blue in the opening half and that set the tone for the rest of the game. After trailing by as many as 20 in the first half, the Green Wave cut the deficit to nine twice over the final 20 minutes of play. The Lady Flames, however, rallied on each occasion to keep Tulane at arm's reach.

The game was decided on the boards as Liberty out-rebounded Tulane, 38-22, including a 15-9 advantage on the offensive glass. Liberty turned its rebounding advantage into nine second-chance points and the Lady Flames' size inside gave them a 34-18 edge in points in the paint.

Brittany Lindsey hit the game's first basket on a layup 33 seconds into the contest before Liberty went on a 9-0 run to take a lead the Flames never relinquished. Lindsey hit another basket at 15:27 to make it a five-point contest, but the Flames' defense held the Green Wave without a point over the next 8:45 to build a 20-point lead at 24-4.

The Flames went into the locker room on top 32-19 at the break and things got better for the Green Wave in the second half. The early deficit, however, proved to be too much to overcome.

Liberty opened the final frame's scoring on a basket by Avery Warley 20 seconds into the half before Indira Kaljo canned a pair of 3-pointers and Olivia Grayson hit a short jumper as part of an 8-2 Tulane rally to cut the lead to nine at 36:27 with 17:04 left to play.

As they had all day, the Lady Flames answered with a 12-2 rally over the next 4:14 to stretch the advantage back to 20 at 48:28. The Green Wave got the lead down to 10 twice - at 56:46 with 5:35 remaining and again at 59:49 with 3:11 left to play - and a Lindsey layup made it a nine-point affair at 61:52 with 1:54 on the clock. The Liberty defense, meanwhile, held Tulane scoreless the rest of the way and nailed a pair of free throws in the final 30 seconds to account for the final score.

### Liberty 63, Tulane 52

11/20/09 in Annapolis, Md. - Alumni Hall

#### VISITORS: Tulane (1-1)

Player	FG-A	3-A	FT-A	O-D-R	PF	TP	A	TO	B	S	MIN
35 Lindsey (f)	5-9	0-0	1-2	3-2-5	3	11	0	0	1	0	25
44 Benzio (c)	2-3	0-0	1-2	0-2-2	0	5	1	1	1	0	21
11 Barnes (g)	1-6	0-3	0-1	1-3-4	1	2	5	6	0	1	28
32 Brown (g)	5-10	3-6	0-0	1-0-1	5	13	5	0	3	3	34
33 Kaljo (g)	4-12	4-12	0-0	0-1-1	2	12	0	2	0	1	30
20 Nunn	1-4	0-0	2-3	0-1-1	4	4	2	0	0	2	18
21 Grayson	1-2	0-0	1-2	0-0-0	2	3	2	7	0	1	19
23 Aidoo	0-1	0-0	0-0	2-1-3	2	0	1	1	0	0	1
42 Nwokedi	1-1	0-0	0-0	0-1-1	0	2	0	0	0	0	6
Team	2-2-4										
Totals.....	20-48	7-21	5-10	9-13-22	19	52	16	22	2	8	200

FG%	1st Half: 8-23 • 34.8%	2nd Half: 12-25 • 48.0%	Game: 41.7%
3-PT%	1st Half: 1-7 • 14.3%	2nd Half: 6-14 • 42.9%	Game: 33.3%
FT%	1st Half: 2-4 • 50.0%	2nd Half: 3-6 • 50.0%	Game: 50.0%

#### HOME: Liberty (3-0)

Player	FG-A	3-A	FT-A	O-D-R	PF	TP	A	TO	B	S	MIN
15 Beecher (f)	3-5	0-0	0-0	3-0-3	1	6	2	4	0	1	36
23 Warley (f)	4-10	0-0	1-2	6-5-11	2	9	1	4	0	1	37
21 Mays (g)	4-6	0-0	2-4	0-2-2	4	10	3	4	0	4	33
32 McLeod (g)	3-4	0-0	3-5	0-2-2	1	9	2	2	0	0	23
40 Brown (g)	6-13	3-4	3-6	3-9-12	1	18	1	2	2	1	32
1 Washington	1-2	0-1	0-0	0-1-1	1	2	0	2	1	0	10
12 Dale	0-1	0-0	0-0	1-0-1	3	0	0	1	1	0	2
25 Morgan	3-6	1-1	2-2	0-2-2	3	9	0	4	0	2	18
Team	2-2-4										
Totals.....	24-47	4-6	11-19	15-23-38	16	63	10	24	3	11	200

FG%	1st Half: 13-26 • 50.0%	2nd Half: 11-21 • 52.4%	Game: 51.1%
3-PT%	1st Half: 2-3 • 66.7%	2nd Half: 2-3 • 66.7%	Game: 66.7%
FT%	1st Half: 4-10 • 40.0%	2nd Half: 7-9 • 77.8%	Game: 57.9%

Officials: Mark Behrens, Carmen Portorreal, Vidmantas Petrallitis

Attendance: 207

Score by Periods	1st	2nd	Total
Tulane	19	33	52
Liberty	32	31	63

## Defense Lifts Tulane Past Loyola Ben-

zio posts 16 points, 14 rebounds in 58-43 Tulane win

**ANNAPOLIS, Md.**—Brett Benzio posted 16 points and 14 rebounds and the Green Wave defense tallied 14 steals as Tulane defeated Loyola (Md.), 58-43, in the Navy Classic at Alumni Hall.

Tulane's stifling defense forced 28 Greyhound turnovers and turned the miscues into 20 points. The Green Wave held Loyola without a point during a 10:42 span from late in the first half to the early part of the second half to take control of the game and cruise to a 15-point victory.

The Green Wave defense held the Greyhounds to a 29.8 shooting percentage from the field (14-of-47), including a 25.0 showing (6-of-24) in the second half when Tulane limited Loyola to just 19 points.

Loyola scored the game's opening points on a layup by Miriam McKenzie and the Greyhounds led by five early on at 8-3 2:43 into the ballgame. A pair of Benzio free throws and an Indira Kaljo trey knotted the game at 8-all, and the two teams would trade the next 12 points to retie the contest at 14-14 at the midway point of the first half.

Two more Benzio free throws a minute later gave Tulane a 16-14 lead and the Green Wave never trailed again. The lead swelled to seven at 24-17 with 5:14 left in the opening stanza but a 3-pointer by Loyola's Meredith Tolley capped a 7-2 Greyhound run to make it a 26-24 affair with 4:04 left to play before the break.

Tolley's basket, however, was the Greyhounds' final point of the first half and the Green Wave defense kept Loyola off the scoreboard over the first 6:38 of the second half to establish control of the game. While the defense was pitching a shutout, the Tulane offense scored five straight to end the half and went into the locker room on top, 31-24.

The Wave scored the first eight points of the second half to push their advantage to 15 at 39:24 before Loyola broke its scoring drought on a layup by Erica DiClemente at the 13:22 mark. The Tulane lead swelled to as many as 18 at 46:28, but the Greyhounds used a 12-6 rally over the next 5:51 to make it a 10-point ballgame at 50-40. The Green Wave scored the next four points and held Loyola to 3 points over the final 3:30.

### Tulane 58, Loyola (Md.) 43

11/21/09 in Annapolis, Md. - Alumni Hall

#### VISITORS: Loyola (2-2)

Player	FG-A	3-A	FT-A	O-D-R	PF	TP	A	TO	B	S	MIN
11 Tolley (f)	1-6	1-4	0-0	0-3-3	3	3	2	1	0	2	18
12 Grant (f)	2-9	0-0	2-2	1-5-6	5	6	1	5	1	1	34
2 Carey (g)	1-4	0-3	0-0	1-2-3	3	2	0	4	0	0	33
22 McKenzie (g)	7-15	1-3	5-6	0-8-8	2	20	1	7	0	2	36
25 DiClemente (g)	1-7	0-0	3-4	0-3-3	4	5	1	2	0	1	37
24 Bangay	0-0	0-0	0-0	0-0-0	0	0	0	0	0	0	1
30 Sutherland	2-3	1-2	2-4	3-3-6	4	7	0	2	0	3	21
33 Lawes	0-3	0-2	0-0	0-1-1	0	0	0	5	0	0	16
Team	1-2-3										
Totals.....	14-47	3-14	12-16	6-27-33	21	43	5	28	1	10	200

FG%	1st Half: 8-23 • 34.8%	2nd Half: 6-24 • 25.0%	Game: 29.8%
3-PT%	1st Half: 2-6 • 33.3%	2nd Half: 1-8 • 12.5%	Game: 21.4%
FT%	1st Half: 6-6 • 100%	2nd Half: 6-10 • 60.0%	Game: 75.0%

#### HOME: Tulane (2-1)

Player	FG-A	3-A	FT-A	O-D-R	PF	TP	A	TO	B	S	MIN
35 Lindsey (f)	1-8	0-0	0-0	0-1-1	3	2	0	2	0	0	15
44 Benzio (c)	5-10	0-0	6-8	3-11-14	2	16	3	1	1	1	33
11 Barnes (g)	3-6	0-0	0-0	0-1-1	1	6	1	3	1	4	18
32 Brown (g)	2-12	0-5	4-4	1-4-5	2	8	3	3	0	2	33
33 Kaljo (g)	4-7	2-3	1-3	1-3-4	2	11	0	2	0	2	35
20 Nunn	0-0	0-0	0-0	0-0-0	1	0	0	0	0	0	11
21 Grayson	3-7	2-3	4-4	1-4-5	2	12	4	5	0	2	21
23 Aidoo	1-3	0-0	1-2	3-2-5	1	3	2	3	0	2	29
42 Nwokedi	0-1	0-0	0-0	1-0-1	0	0	0	1	0	0	5
Team	1-2-3										
Totals.....	19-54	4-11	16-21	11-28-39	14	58	13	22	2	14	200

FG%	1st Half: 10-31 • 32.3%	2nd Half: 9-23 • 39.1%	Game: 35.2%
3-PT%	1st Half: 3-5 • 60.0%	2nd Half: 1-6 • 16.7%	Game: 36.

## Wave Fall In Overtime To No. 7 LSU

Green Wave give a good run but fall to Tigers, 73-65

**NEW ORLEANS**—For 40 minutes, Tulane gave No. 7 LSU all it could handle, and then some. In five post-regulation minutes, however, the Tigers finally pulled away from their up-to-the-challenge opponent as the Green Wave dropped a hard-fought 73-65 overtime decision to LSU at Fogelman Arena.

With the score knotted at 59-all at the end of the second half, LSU scored the first four points of the extra period by hitting 4-of-6 free throws and outscored Tulane 10-6 the rest of the way. The difference in the game came at the free throw line as LSU converted 31-of-40 shots from the charity stripe while Tulane hit just 8-of-16 free throw attempts.

LSU scored the first five points of the ballgame and led by seven at 13-6 just 6:16 into the contest. Tulane responded with a 12-4 rally to tie the game at 16-all and actually took a 21-20 lead on a Grayson 3-pointer with 9:02 to go in the opening stanza. The Tigers roared back to take a six-point lead twice over the next three minutes but Tulane took a 33-32 advantage with 2:30 while a layup plus an and-one free throw by sophomore Jennifer Nwokedi made it a 36-34 ballgame with 1:47 to go before the break. The Tigers scored the next 10 points and a Tiffany Aidoo trey with four seconds on the clock cut the deficit to five going into the locker room at halftime.

A jumper by Brittany Lindsey made it a 44-41 game early in the second half before LSU appeared to take control of the game early with a 10-0 run over the next three minutes pushed the advantage to 54-41. The Wave got things going offensively and chipped the LSU lead down to a pair at 58-56 with 6:30 left to play. Both teams sank a free throw to keep it a two-point affair, but a pair of Grayson freebees tied the game at 59-all.

Both teams had a chance to win the game in regulation, but Grayson's drive to the basket resulted in contact but no call and Latear Eason's shot at the buzzer was off the mark for LSU to force overtime.

The overtime period was all Tigers as LaSondra Barrett free throw 10 seconds into the stanza gave LSU a lead it would not relinquish. Eight of LSU's 14 overtime points came from the charity stripe.

### No. 7 LSU 73, Tulane 65

11/25/09 in New Orleans, La. - Fogelman Arena

#### VISITORS: No. 7 LSU (5-0)

Player	FG-A	3-A	FT-A	O-D-R	PF	TP	A	TO	B	S	MIN
22 Jones (f)	0-2	0-1	6-6	3-2-5	2	6	2	3	1	0	18
35 Turnbow (f)	1-7	0-0	1-2	3-5-8	1	3	1	1	1	2	32
1 Graham (g)	3-9	0-0	5-8	3-5-8	3	11	1	4	0	1	35
3 Eason (g)	2-5	1-1	0-2	1-2-3	3	5	3	1	1	3	40
23 Hightower (g)	6-16	0-3	6-8	4-0-4	2	18	2	4	1	1	34
10 Webb	2-4	2-3	0-0	1-1-2	2	6	0	1	0	0	14
20 Hughes	0-2	0-0	2-2	0-1-1	1	2	0	3	0	0	13
55 Barrett	5-11	1-2	11-12	1-7-8	3	22	2	1	1	1	39
Team	2-5-7										
Totals.....	19-56	4-10	31-40	18-28-46	17	73	11	18	4	8	225

FG%	1st Half: 11-28 • 39.3%	2nd Half: 5-23 • 21.7%	Game: 33.9%
3-PT%	1st Half: 4-8 • 50.0%	2nd Half: 0-2 • 0.0%	Game: 40.0%
FT%	1st Half: 18-24 • 75.0%	2nd Half: 5-6 • 83.3%	Game: 77.5%

#### HOME: Tulane (2-2)

Player	FG-A	3-A	FT-A	O-D-R	PF	TP	A	TO	B	S	MIN
35 Lindsey (f)	4-10	0-0	1-2	1-4-5	4	9	1	3	1	0	33
44 Benzio (c)	3-5	0-0	0-2	1-7-8	5	6	2	1	2	1	29
11 Barnes (g)	2-5	1-1	0-0	1-0-1	3	5	2	1	0	0	14
32 Brown (g)	4-12	1-3	0-2	0-1-1	4	9	3	4	0	5	37
33 Kaljo (g)	0-4	0-4	0-0	0-0-0	1	0	2	2	0	1	23
20 Nunn	2-2	0-0	1-2	1-3-4	3	5	0	3	0	1	21
21 Grayson	5-11	1-2	5-7	1-3-4	3	16	5	3	0	0	35
23 Aidoo	5-9	2-4	0-0	3-4-7	3	12	3	0	1	4	29
42 Nwokedi	1-2	0-0	1-1	1-0-1	1	3	0	0	1	0	4
Team	3-1-4										
Totals.....	26-60	5-14	8-16	12-23-35	27	65	18	18	5	12	225

FG%	1st Half: 16-31 • 51.6%	2nd Half: 8-23 • 34.8%	Game: 43.3%
3-PT%	1st Half: 4-8 • 50.0%	2nd Half: 1-4 • 25.0%	Game: 35.7%
FT%	1st Half: 3-8 • 37.5%	2nd Half: 3-5 • 60.0%	Game: 50.0%

Officials: Gina Cross, Eric Koch, Lawson Newton

Attendance: 1254

Score by Periods	1st	2nd	OT	Total
LSU	44	15	14	73
Tulane	39	20	6	65

## Tulane Rallies Past South Alabama

Brown hits layup with 4.7 seconds to play in 73-71 win

**MOBILE, Ala.**—Chassity Brown scored 14 of her 19 points in the second half, but none was bigger than her layup with 4.7 seconds left in regulation to lift Tulane to a 73-71 win at South Alabama at the Mitchell Center.

The Green Wave led by four at 70-66 with 1:56 left to play but the Jaguars' Shakira Nettles sandwiched a layup and a 3-pointer around a free throw by Tulane Olivia Grayson to tie the game. Brown took the inbounds pass, drove the length of the floor and converted the biggest shot of the game.

The game began as a back-and-forth battle as the first half featured five ties and eight lead changes. South Alabama jumped out to an early 6-2 lead and Tulane took its first advantage of the night at 11-10 when Brown hit her first jump shot of the night with 14:58 left in the opening stanza. The Green Wave led by as many as eight at 32-24 and later at 34-26 before South Alabama went on an 8-0 run to tie the game at 34-all with 1:11 to go before the break.

A Brown 3-pointer, the Green Wave's lone trey of the night, put Tulane back on top but the Jaguars' Tashley Gaines converted a layup and an and-one free throw to tie the contest before she hit the second half of a two-shot foul with 0.3 seconds left on the clock to give the Jaguars a 38-37 lead going into the locker room.

Down by one, the Green Wave scored the first nine points of the second half to take a 46-38 advantage just under three minutes into the stanza. The Tulane advantage swelled to nine at 43-52, but the Jaguars used a 15-2 rally to take a 58-54 lead with 7:28 left to play. The Green Wave rallied to reclaim a 59-58 lead only to see South Alabama answer with a 6-2 rally to take a 64-61 advantage with just over four minutes left to play.

From there, however, the Green Wave defense came up with three consecutive steals and converted them into six points on two layups and a pair of free throws to take a 70-66 lead to set up the late-game dramatics.

### Tulane 73, South Alabama 71

12/1/09 in Mobile, Ala. - Mitchell Center

#### VISITORS: Tulane (3-2)

Player	FG-A	3-A	FT-A	O-D-R	PF	TP	A	TO	B	S	MIN
35 Lindsey (f)	9-11	0-0	3-4	3-2-5	3	21	2	0	2	0	30
44 Benzio (c)	8-10	0-0	2-2	2-6-8	3	18	2	2	1	2	34
11 Barnes (g)	1-6	0-3	0-0	1-2-3	1	2	7	3	0	4	30
32 Brown (g)	7-12	1-3	4-4	0-4-4	3	19	3	0	0	2	33
33 Kaljo (g)	1-4	0-1	0-0	1-3-4	0	2	2	3	0	0	19
20 Nunn	3-3	0-0	0-0	0-2-2	1	6	0	4	0	1	14
21 Grayson	1-4	0-0	3-4	0-2-2	1	5	2	3	0	1	24
23 Aidoo	0-1	0-0	0-0	0-0-0	1	0	0	0	0	0	16
Team	0-1-1										
Totals.....	30-51	1-7	12-14	7-22-29	13	73	18	17	3	10	200

FG%	1st Half: 17-26 • 65.4%	2nd Half: 13-25 • 52.0%	Game: 58.8%
3-PT%	1st Half: 1-2 • 50.0%	2nd Half: 0-5 • 0.0%	Game: 14.3%
FT%	1st Half: 2-2 • 100%	2nd Half: 10-12 • 83.3%	Game: 85.7%

#### HOME: South Alabama (2-4)

Player	FG-A	3-A	FT-A	O-D-R	PF	TP	A	TO	B	S	MIN
21 Shelter (f)	9-17	1-5	2-2	2-3-5	0	21	2	1	1	0	30
22 Kennon (f)	2-5	0-0	0-1	3-3-6	4	4	1	2	0	0	22
2 Nettles (g)	7-18	3-6	0-0	2-0-2	2	17	4	1	0	1	33
10 Banks (g)	1-4	0-0	2-2	3-1-4	2	4	2	3	0	0	28
15 Rutledge (g)	0-1	0-0	0-0	0-0-0	2	0	1	0	0	1	16
1 Peterson	4-9	2-6	0-0	0-1-1	1	10	1	1	0	1	22
3 Walker	0-1	0-0	0-0	0-0-0	0	0	0	0	0	0	3
4 Simmons	0-0	0-0	0-0	1-0-1	0	0	0	0	1	0	4
11 Smith	1-2	0-0	0-0	2-3-5	0	2	3	1	0	0	20
23 Gaines	5-8	1-2	2-4	2-2-4	3	13	1	3	0	0	20
25 Cherizol	0-0	0-0	0-0	0-0-0	1	0	0	0	0	0	2
Team	1-3-4										
Totals.....	29-65	7-19	6-9	16-16-32	15	71	15	14	1	3	200

FG%	1st Half: 17-34 • 50.0%	2nd Half: 12-31 • 38.7%	Game: 44.6%
3-PT%	1st Half: 2-9 • 22.2%	2nd Half: 5-10 • 50.0%	Game: 36.8%
FT%	1st Half: 2-4 • 50.0%	2nd Half: 4-5 • 80.0%	Game: 66.7%

Officials: Kelly Johnson, Barry Roberts, Bill Young

Attendance: 311

Score by Periods	1st	2nd	Total
Tulane	37	36	73
South Alabama	38	33	71

## Barnes' Layup Lifts Wave, 67-63

Shot with 2.4 seconds left breaks tie with Prairie View A&M

**NEW ORLEANS**—Roshanda Barnes hit a layup with 2.4 seconds left in regulation to break a 63-all tie and Chassity Brown canned a pair of free throws to put the game away as Tulane rallied late to defeat Prairie View A&M, 67-63, in day one of the Big East Classic at Fogelman Arena.

Tulane trailed 10-0 to start the game and were behind by as many as seven in the second half before jumping out to a eight-point lead at 61-53 with 3:51 left in regulation. The Panthers used a 10-2 rally to tie the game with six seconds left but Danielle Nunn took the ensuing inbounds toss, raced down the left sideline and bounced a perfect pass to Barnes, who connected on what proved to be the game winner.

Things could not have gone much worse for the Green Wave early on as Tulane first six trips down the court resulted in three missed shots and a trio of turnovers. Prairie View A&M, meanwhile, hit four of its first seven shots to take a 10-0 lead 3:17 into the ballgame.

The Green Wave rallied to lead by as many as three in the opening stanza at 21-18, but the Panthers outscored Tulane 15-3 over the next eight minutes to hold a nine-point advantage with 40 seconds to play before halftime. A Lindsey jumper and an Aidoo trey made it a 33-29 ballgame at the break.

The Green Wave scored 11 of the second half's first 16 points to take a brief 40-38 lead and were up as many as eight at 61-53 with 3:51 remaining. The Panthers came storming right back with eight of the game's next 10 points to make it a two-point ballgame. Neither team could score over the 1:10, but a layup by Dominique Smith tied the game at 63-all with six seconds remaining to set up the late-game dramatics.

Prairie View had a chance to tie the game after Barnes' layup, but Gaati Werema's full-court pass attempt hit off the scoreboard for a turnover and Brown put the game on ice with her free throws.

### Tulane 67, Prairie View A&M 63

12/4/09 in New Orleans, La. - Fogelman Arena

#### VISITORS: Prairie View A&M (2-3)

Player	FG-A	3-A	FT-A	O-D-R	PF	TP	A	TO	B	S	MIN
20 Werema (f)	4-9	0-0	2-2	1-4-5	2	10	0	7	0	0	31
24 Thomas (f)	8-13	0-1	5-5	0-2-2	1	21	2	3	0	4	33
33 Williams (c)	0-1	0-0	1-2	0-1-1	3	1	0	0	1	0	12
14 Darrell (g)	8-15	2-2	9-9	3-5-8	3	27	1	5	1	2	39
31 Larsen (g)	0-0	0-0	0-0	0-1-1	0	0	5	4	0	3	23
1 Smith	1-5	0-2	0-0	0-0-0	3	2	0	3	1	0	8
2 Banks	0-0	0-0	0-0	2-2-4	1	0	0	2	0	0	14
15 Robinson	0-0	0-0	0-1	0-0-0	3	0	2	2	0	0	17
25 Jones	1-3	0-0	0-0	1-6-7	1	2	0	1	1	1	23
Team	2-3-5										
Totals.....	22-46	2-5	17-19	9-24-33	17	63	10	28	4	10	200

FG%	1st Half: 11-24 • 45.8%	2nd Half: 11-22 • 50.0%	Game: 47.8%
3-PT%	1st Half: 2-4 • 50.0%	2nd Half: 0-1 • 0.0%	Game: 40.0%
FT%	1st Half: 9-10 • 90.0%	2nd Half: 8-9 • 88.0%	Game: 89.5%

#### HOME: Tulane (4-2)

Player	FG-A	3-A	FT-A	O-D-R	PF	TP	A	TO	B	S	MIN
35 Lindsey (f)	4-6	0-0	4-7	2-2-4	3	12	1	1	1	3	23
44 Benzio (c)	4-10	0-0	3-4	6-5-11	1	11	2	1	4	0	34
11 Barnes (g)	3-12	0-1	0-0	0-1-1	2	6	2	3	1	7	28
32 Brown (g)	3-9	2-4	3-4	1-5-6	2	11	7	8	1	2	29
33 Kaljo (g)	2-9	2-6	0-0	1-1-2	2	6	0	1	0	1	16
20 Nunn	1-3	0-0	4-5	2-1-3	2	6	1	3	0	0	20
21 Grayson	0-5	0-0	0-0	2-0-2	4	0	3	2	0	1	18
23 Aidoo	6-8	3-4	0-0	3-0-3	2	15	3	2	0	0	30
24 Kautsky	0-0	0-0	0-0	0-0-0	0	0	0	0	0	0	2
Team	3-1-4										
Totals.....	23-62	7-15	14-20	20-16-36	18	67	19	22	7	14	200

FG%	1st Half: 10-28 • 35.7%	2nd Half: 13-34 • 38.2%	Game: 37.1%
3-PT%	1st Half: 4-6 • 66.7%	2nd Half: 3-9 • 33.3%	Game: 46.7%
FT%	1st Half: 5-8 • 62.5%	2nd Half: 9-12 • 75.0%	Game: 70.0%

Officials: June Courteaus, Craig Miller, Marlin Ramsey

Attendance: 401

Score by Periods	1st	2nd	Total
Prairie View A&M	33	30	63
Tulane	29	38	67



# Game Recaps

## Wave Rolls Past Longwood

Tiffany Aidoo scores a career-high 17 as Tulane wins 73-58

**NEW ORLEANS**—Tiffany Aidoo scored a career-high 17 points in her first start of the season as Tulane defeated Longwood, 73-58, in final day of the Big Easy Classic at the UNO Lakefront Arena.

The Green Wave scored the first two points of the game on a pair of free throws by senior guard Indira Kaljo, and junior point guard Roshaunda Barnes broke a 2-2 tie with a jumper on the next trip down the floor to give Tulane the lead for good.

Playing in place of the injured Brittany Lindsey, Aidoo hit 6-of-8 shots from the floor, pulled down three rebounds and tallied a trio of steals. She was one of three Green Wave players to finish with double-digit scoring totals as Kaljo had 16 and sophomore center Brett Benzio added 14.

Without Lindsey in the lineup as the junior injured her shoulder in Friday's 67-63 win over Prairie View A&M, the Green Wave had to find a way to replace her 11.5 point-per-game average. The answer for Tulane came from the perimeter as the team tied a season-high with seven 3-pointers. Kaljo, who had struggled to find an open shot in recent games, came up big with three treys and added a season-high five rebounds to go along with three assists and a pair of steals.

Barnes' tie-breaking jumper 1:31 into the game sparked a 7-0 Tulane run before the Lancers answered with a 5-0 rally to make it a one-point game at 9-8 with 16:16 to go before halftime. Aidoo scored the game's next eight points on a layup and a pair of 3-pointers, and Benzio followed with back-to-back baskets to stake Tulane to a 20-8 advantage 2:16 later. Tulane led by as many as 16 twice in the opening stanza and the Green Wave went into the locker room at the break on top 34-21.

The Wave scored 12 of the first 18 points of the second half to stretch the lead to 19 at 46-27 and led by as many as 22 twice at 54-32 and 58-36. Longwood made runs from time to time late in the contest, but Tulane hit its open looks when it had to and converted 15-of-19 free throws in the second half to salt the game away.

### Tulane 73, Longwood 58

12/5/09 in New Orleans, La. - Fogelman Arena

#### VISITORS: Longwood (2-7)

Player	FG-A	3-A	FT-A	O-D-R	PF	TP	A	TO	B	S	MIN
24 Tobeck (c)	4-12	0-0	1-2	4-5-9	5	9	2	4	0	2	28
3 C.Smith (g)	0-0	0-0	0-0	0-0-0	0	0	0	1	0	1	4
12 M.Smith (g)	2-2	0-0	1-2	2-0-2	1	5	0	1	0	0	14
21 Fernandes (g)	0-3	0-0	3-4	1-2-3	0	3	4	5	0	3	34
23 Garrison (g)	4-11	2-4	1-2	1-1-2	2	11	2	4	0	0	31
00 Zieverink	0-2	0-0	2-2	0-2-2	5	2	1	1	0	0	13
5 Billups	3-4	0-0	5-5	2-2-4	0	11	0	2	1	0	16
10 Neal	1-2	0-0	0-0	2-1-3	4	2	1	0	0	0	17
15 Coward	4-17	1-8	3-6	2-3-5	4	12	0	1	0	2	34
33 Martin	1-3	1-2	0-0	0-0-0	0	3	0	4	0	2	9
Team			1-3-4					1			
Totals.....	19-56	4-14	16-23	15-19-34	21	58	10	24	1	12	200

FG%	1st Half: 7-25 • 28.0%	2nd Half: 12-31 • 38.7%	Game: 33.9%
3-PT%	1st Half: 3-7 • 42.9%	2nd Half: 1-7 • 14.3%	Game: 28.6%
FT%	1st Half: 4-8 • 50.0%	2nd Half: 12-15 • 80.0%	Game: 69.6%

#### HOME: Tulane (5-2)

Player	FG-A	3-A	FT-A	O-D-R	PF	TP	A	TO	B	S	MIN
23 Aidoo (f)	6-8	1-3	4-5	2-1-3	1	17	0	1	0	3	27
44 Benzio (c)	6-6	0-0	2-3	1-6-7	2	14	1	0	1	1	20
11 Barnes (g)	1-5	0-0	1-2	1-2-3	2	3	4	3	0	5	30
32 Brown (g)	1-4	1-4	0-0	0-0-0	0	3	5	1	0	2	25
33 Kaljo (g)	5-15	3-7	3-4	1-4-5	0	16	3	4	0	2	25
20 Nunn	1-4	0-0	6-8	3-2-5	4	8	2	5	0	1	19
21 Grayson	2-3	0-0	2-3	2-2-4	1	6	1	8	0	1	20
24 Kautsky	2-4	2-2	0-1	1-0-1	4	6	0	1	0	1	16
42 Nwokedi	0-1	0-0	0-0	0-2-2	4	0	0	3	1	0	18
Team			2-5-7								
Totals.....	24-50	7-16	18-26	13-24-37	18	73	16	26	2	16	200

FG%	1st Half: 13-27 • 48.1%	2nd Half: 11-23 • 47.8%	Game: 48.0%
3-PT%	1st Half: 5-12 • 41.7%	2nd Half: 2-4 • 50.0%	Game: 43.8%
FT%	1st Half: 3-7 • 42.9%	2nd Half: 15-19 • 78.9%	Game: 69.2%

Officials: Marlin Ramsey, Barry Roberts, Melenie Davis

Attendance: 252

Score by Periods	1st	2nd	Total
Longwood	21	37	58
Tulane	34	39	73

## Big Second Half Lists Wave

Tulane 46 points after the break to rally past South Florida

**TAMPA, Fla.**—The trio of Tiffany Aidoo, Chassity Brown and Olivia Grayson combined for 50 points and the Green Wave outscored the Bulls by 11 in the second half as Tulane defeated South Florida, 76-72, at the Sun Dome.

Down by seven at halftime, Tulane used a 12-4 run over the first four minutes of the second period to take its first lead of the day at 42-41 and outscored the Bulls 34-31 the rest of the way.

Playing without an injured Brittany Lindsey, the Green Wave used a four-guard lineup, forced 27 turnovers and turned the giveaways into 37 points.

South Florida came out on fire, winning the tip and scoring the contest's first seven points. The Green Wave rallied to make it a two-point ballgame at 12-10 on an Aidoo layup, but the Bulls roared right back with a 17-6 rally over the next 5:31 to take the largest lead of the night - 13 - at 29-16 with 8:22 left before the break. The USF advantage hovered in double digits before Tulane use a late push to make it a seven-point affair at halftime.

The Bulls' Jessica Lawson scored the first points of the second half with a jumper in the lane, but Tulane scored 10 of the next 12 points to take a 42-41 lead 4:00 into the stanza. A Lawson layup put South Florida back on top briefly, and a pair of Brown free throws during the ensuing trip down the floor gave the Green Wave a 44-43 lead they would not relinquish.

Brown's free throws sparked a 7-0 Tulane rally and the Green Wave led by as many as 11 at 62-51 with 8:24 left to play. The Bulls, however, would not go away quietly. South Florida used an 11-2 run to cut Tulane's advantage to a pair at 64-62 and later to just one at 65-64 and 67-66. On each occasion, the Green Wave had an answer.

Clinging to a one-point lead with 3:28 left to go, Aidoo nailed a pair of free throws and Benzio hit a jumper from the left baseline to push the lead back to five at 71-66 with 1:06 before the final horn. The game came down to free throws and the Green Wave hit 5-of-6 down the stretch to hang on.

### Tulane 76, South Florida 72

12/17/09 in Tampa, Fla. - Sun Dome

#### VISITORS: Tulane (6-2)

Player	FG-A	3-A	FT-A	O-D-R	PF	TP	A	TO	B	S	MIN
23 Aidoo (f)	6-12	1-5	3-5	1-1-2	1	16	2	2	0	0	33
44 Benzio (c)	1-7	0-0	2-2	2-4-6	2	4	0	0	0	0	30
11 Barnes (g)	3-6	0-1	1-3	0-2-2	4	7	4	1	0	2	25
21 Grayson (g)	4-11	2-4	5-6	0-2-2	0	15	1	3	0	2	31
32 Brown (g)	5-17	2-6	7-7	0-2-2	1	19	2	1	0	6	36
20 Nunn	3-4	0-0	1-2	2-1-3	2	7	1	2	0	1	19
24 Kautsky	3-8	1-3	1-2	4-0-4	2	8	1	1	0	1	18
33 Kaljo	0-0	0-0	0-0	0-0-0	0	0	0	0	0	0	4
42 Nwokedi	0-1	0-0	0-0	1-0-1	1	0	0	0	0	0	4
Team				7-1-8							
Totals.....	25-66	6-19	20-27	17-13-30	13	76	11	10	0	12	200

FG%	1st Half: 10-34 • 29.4%	2nd Half: 15-32 • 46.9%	Game: 37.9%
3-PT%	1st Half: 2-10 • 20.0%	2nd Half: 4-9 • 44.4%	Game: 31.6%
FT%	1st Half: 8-11 • 72.7%	2nd Half: 12-16 • 75.0%	Game: 74.1%

#### HOME: South Florida (7-3)

Player	FG-A	3-A	FT-A	O-D-R	PF	TP	A	TO	B	S	MIN
10 Griffin (f)	6-9	3-5	6-6	0-3-3	3	21	4	5	0	0	34
42 Dalember (f)	4-7	0-0	1-2	5-4-9	1	9	0	4	0	3	33
23 Lawson (c)	6-8	0-0	0-0	0-5-5	5	12	0	5	4	0	27
1 Wynne (g)	3-6	0-0	0-0	3-4-7	5	6	5	5	0	0	27
3 Saunders (g)	5-9	0-0	1-3	0-2-2	4	11	5	6	1	1	25
2 Domes-Stephens	0-0	0-0	0-0	0-0-0	0	0	0	0	0	0	6
4 Conner	1-3	0-0	0-0	1-2-3	1	2	0	0	0	2	11
5 English	0-0	0-0	0-0	0-0-0	0	0	0	1	0	0	2
13 Johnson	0-0	0-0	0-0	1-1-2	1	0	1	1	0	0	5
15 Speed	0-0	0-0	0-0	0-0-0	0	0	0	0	0	0	1
21 Stokes	4-10	3-9	0-0	1-2-3	2	11	2	0	0	1	29
Team				1-5-6							
Totals.....	29-52	6-14	8-11	12-28-40	22	72	17	27	5	7	200

FG%	1st Half: 15-22 • 68.2%	2nd Half: 14-30 • 46.7%	Game: 55.8%
3-PT%	1st Half: 5-6 • 83.3%	2nd Half: 1-8 • 12.5%	Game: 42.9%
FT%	1st Half: 2-4 • 50.0%	2nd Half: 6-7 • 85.7%	Game: 72.7%

Officials: Bryan Enterline, Ed Sidlasky, Diana DePaul

Attendance: 650

Score by Periods	1st	2nd	Total
Tulane	30	46	76
South Florida	37	35	72

## Tulane Throttles Stephen F. Austin, 84-51

Brown ties career high with 23 points in win over Ladyjacks

**NEW ORLEANS**—Chassity Brown tied her career high with 23 points and was one of five players to reach double figures as Tulane defeated Stephen F. Austin, 84-51, in Fogelman Arena.

The Green Wave's point total was the most since scoring 86 against Louisiana-Monroe in the season opener and the five players in double figures was the most in one game this season.

Tulane came out of the gates firing on all cylinders, opening the game with a 13-0 run before Stephen F. Austin answered with a 23-9 to give the Ladyjacks a 23-21 lead.

The two teams traded the lead for the next four minutes before Janique Kautsky came off the bench and buried a trey at 6:46 that snapped a 27-27 tie and gave the Wave the lead for good.

Tulane broke open a tight contest with a 10-2 run to extend its lead to 13 points with 0:17 remaining in the period. But SFA's Whitney Cormier connected on a long three-pointer with four seconds remaining to cut the deficit to 44-34 at intermission.

Tulane continued to roll in the second half, opening up a quick 12-point lead following a lay-up from Olivia Grayson and the baskets continued to fall and TU led by the final margin of 33 points on two occasions. Tulane subbed its entire bench and all but one Green Wave player reached the scoring column.

It was a tale of two halves for the Wave defense. After allowing SFA 34 points on a 42.4 percent shooting effort, including 46.2 percent from behind the three-point line in the first half, Tulane held the Ladyjacks to six total field goals and 17 points in the second period.

Tulane's offense, meanwhile, sizzled in each half as the team combined for a 57.1 percent performance from the field in the opening period and a 51.7 percent effort in the second half. The Green Wave also fared well from long distance by burying 7-of-15 three-point field goal attempts.

### Tulane 84, Stephen F. Austin 51

12/20/09 in New Orleans, La. - Fogelman Arena

#### VISITORS: Stephen F. Austin (5-3)

Player	FG-A	3-A	FT-A	O-D-R	PF	TP	A	TO	B	S	MIN
30 Davis (f)	2-6	1-1	0-0	2-3-5	0	5	0	3	0	0	15
32 Ford (f)	1-5	0-0	0-1	1-2-3	2	2	0	3	1	1	25
3 Marion (g)	1-6	0-2	0-0	1-0-1	1	2	0	1	0	0	18
20 Cormier (g)	6-13	4-6	0-0	1-1-2	1	16	0	3	0	1	21
23 Conwright (g)	0-4	0-1	0-0	0-0-0	2	0	1	1	0	1	9
1 Sampson	5-10	2-2	0-0	3-4-7	2	12	1	1	2	2	18
4 Smith	0-3	0-1	0-0	0-1-1	0	0	1	4	0	0	17
11 Foy	2-7	0-3	0-2	3-0-3	1	4	0	0	0	1	14
12 Alexander	0-3	0-3	0-0	1-0-1	2	0	5	4	0	2	17
24 Goodner	1-10	0-2	0-0	4-0-4	4	2	2	0	0	2	27
33 Sawyer	1-3	0-0	0-2	0-4-4	2	2	0	1	1	0	11
44 Drennan	1-5	0-2	4-4	2-1-3	0	6	1	1	1	0	8
Team				4-2-6							
Totals.....	20-75	7-23	4-9	22-18-40	17	51	11	22	5	12	200

FG%	1st Half: 14-33 • 42.4%	2nd Half: 6-42 • 14.3%	Game: 26.7%
3-PT%	1st Half: 6-13 • 46.2%	2nd Half: 1-10 • 10.0%	Game: 30.4%
FT%	1st Half: 0-0 • 0.0%	2nd Half: 4-9 • 44.4%	Game: 44.4%

#### HOME: Tulane (7-2)

Player	FG-A	3-A	FT-A	O-D-R	PF	TP	A	TO	B	S	MIN
23 Aidoo (f)	1-3	0-1	0-0	3-3-6	1	2	5	0	1	1	26
44 Benzio (c)	1-5	0-0	2-2	3-7-10	3	4	1	5	1	1	25
11 Barnes (g)	4-6	1-1	2-2	1-2-3	0	11	2	4	1	3	22
21 Grayson (g)	5-8	0-1	1-2	0-4-4	0	11	7	3	1	0	32
32 Brown (g)	8-12	3-5	4-4	1-6-7	3	23	2	1	0	4	27
20 Nunn	3-6	0-0	4-8	0-3-3	1	10	3	5	0	4	17
24 Kautsky	1-2	1-1	2-2	0-4-4	1	5	1	1	1	2	18
25 Snow	0-0	0-0	0-0	0-1-1	1	0	0	3	0	0	4
33 Kaljo	5-10	2-6	0-0	3-3-6	1	12	2	1	0	0	19
42 Nwokedi	3-5	0-0	0-0	0-1-1	0	6	0	1	0	0	10
Team				2-1-3							
Totals.....	31-57	7-15	15-20	13-35-48	11	84	23	24	5	15	200

FG%	1st Half: 16-28 • 57.1%	2nd Half: 15-29 • 51.7%	Game: 54.4%
3-PT%	1st Half: 3-6 • 50.0%	2nd Half: 4-9 • 44.4%	Game: 46.7%
FT%	1st Half: 9-12 • 75.0%	2nd Half: 6-8 • 75.0%	Game: 75.0%

Officials: Ron Dressander, Craig Miller, Barry Roberts

Attendance: 610

Score by Periods	1st	2nd	Total
Stephen F. Austin	34	17	51
Tulane	44	40	84

## Tulane Wins With Team Effort

Wave run win streak to six with 75-45 win over McNeese St.

**NEW ORLEANS**—Taking the court for the third time in the past six days, Tulane head coach Lisa Stockton and the Green Wave women's basketball team knew that fatigue could be a factor, knew it would take a team effort and knew the importance of defending their home court.

When the dust settled on the midweek matchup against McNeese State, all 10 Green Wave players to take the floor had double-digit minute totals, six of the 10 players had at least eight points and five had five-or-more rebounds as Tulane defeated the Cowgirls, 75-45, in Fogelman Arena.

The Wave had 11 steals among McNeese State's 28 turnovers and turned those miscues into 31 points. Tulane also 19 second-chance points off of 17 offensive rebounds and had 18 fast-break points. The Green Wave's bench outscored McNeese State's reserves, 33-14.

Tulane wasted little time asserting itself as Brown sandwiched a 3-pointer and a layup around a basket by McNeese State's Ne'Aisha Anderson in the first 2:02 of the game. The Green Wave advantage hit the double-digit mark at 12-2 2:36 later on a pair of Barnes free throws and later doubled to 20 at 36-16 with 5:24 left to play before the break.

The Green Wave led by as many as 23 in the opening stanza on a Kaljo trey with 2:27 left in the half to make it 43-20. That was Tulane's final basket of the period and a jumper by the Cowgirls' Kiara Johnson with 29 seconds remaining made it a 21-point affair heading into the locker room.

McNeese State scored 12 of the first 19 points of the second half to cut the deficit to 16 at 50-34 and the two teams traded baskets to make it a 52-36 affair with 12:11 left on the clock. From there, the Green Wave got back-to-back 3-point baskets by Kautsky and Brown, and a jumper by Grayson capped an 8-0 run. The rally gave Tulane a 24-point lead at 60-36 and the Green Wave never looked back.

**Tulane 75, McNeese State 45**  
12/22/09 in New Orleans, La. - Fogelman Arena

### VISITORS: McNeese State (2-8)

Player	FG-A	3-A	FT-A	O-D-R	PF	TP	A	TO	B	S	MIN
21 Wells (f)	1-7	0-2	0-0	0-1-1	4	2	1	4	0	1	18
32 Kendrick (f)	4-7	1-2	0-0	2-2-4	3	9	1	2	0	2	13
44 K. Johnson (f)	6-16	0-0	0-0	2-5-7	2	12	0	0	1	1	22
1 Anderson (g)	2-12	1-9	0-0	0-0-0	2	5	3	4	0	0	31
14 Leonard (g)	1-4	1-3	0-0	2-0-2	1	3	2	5	0	3	29
3 L. Johnson	0-1	0-0	0-0	3-5-8	1	0	1	0	0	1	19
5 Froeba	2-6	1-3	0-0	0-2-2	2	5	3	6	0	0	27
22 Gatlin	1-1	0-0	0-0	1-1-2	2	2	0	4	0	1	8
23 Armstrong	3-8	0-1	1-2	2-3-5	3	7	2	2	1	1	22
33 Minor	0-0	0-0	0-0	0-1-1	2	0	0	1	0	0	5
50 Nutter	0-1	0-0	0-0	0-2-2	0	0	0	0	0	0	6
Team				1-1-2							
Totals.....	20-63	4-20	1-2	13-23-36	22	45	13	28	2	10	200

FG%	1st Half: 10-31 • 32.3%	2nd Half: 10-32 • 31.3%	Game: 31.7%
3-PT%	1st Half: 2-8 • 25.0%	2nd Half: 2-12 • 16.7%	Game: 20.0%
FT%	1st Half: 0-0 • 0.0%	2nd Half: 1-2 • 50.0%	Game: 50.0%

### HOME: Tulane (8-2)

Player	FG-A	3-A	FT-A	O-D-R	PF	TP	A	TO	B	S	MIN
23 Aidoo (f)	1-5	0-3	4-5	1-4-5	2	6	2	2	0	1	22
44 Benizio (c)	3-4	0-0	3-3	1-4-5	0	9	1	2	2	0	14
11 Barnes (g)	1-6	0-1	2-2	2-1-3	2	4	6	1	0	3	26
21 Grayson (g)	4-9	2-3	0-0	1-1-2	0	10	4	2	1	1	21
32 Brown (g)	5-10	2-4	1-2	2-6-8	2	13	2	3	0	2	22
20 Nunn	3-8	0-0	4-4	3-4-7	3	10	1	3	0	1	24
24 Kautsky	2-7	2-5	1-2	2-1-3	0	7	1	3	1	0	22
25 Snow	0-0	0-0	0-0	0-0-0	0	1	0	0	0	1	12
33 Kaljo	3-10	2-6	0-0	1-2-3	0	8	1	2	0	2	20
42 Nwokedi	2-4	0-0	4-6	3-4-7	3	8	0	3	0	0	17
Team				1-4-5							
Totals.....	24-63	8-22	19-24	17-31-48	12	75	19	21	4	11	200

FG%	1st Half: 14-30 • 46.7%	2nd Half: 10-33 • 30.3%	Game: 38.1%
3-PT%	1st Half: 6-13 • 46.2%	2nd Half: 2-9 • 22.2%	Game: 36.4%
FT%	1st Half: 9-10 • 90.0%	2nd Half: 10-14 • 71.4%	Game: 79.2%

Officials: Brian Garland, Lawson Newton, Metta Roberts

Attendance: 573

Score by Periods	1st	2nd	Total
McNeese State	22	23	45
Tulane	43	32	75

## Wave Roll Long Island, 82-59

Aidoo, Nunn score 19 points each; defense tallies 16 steals

**NEW ORLEANS**—Forwards Tiffany Aidoo and Danielle Nunn posted career high scoring totals with 19 points each and the Green Wave defense tied a season high with 16 steals as Tulane opened the 2009 DoubleTree Classic with an 82-59 win over Long Island at Fogelman Arena.

Taking the floor without the services of injured frontcourt standouts Brett Benizio and Brittany Lindsey, the Wave went small with essentially a five-guard lineup. Tulane's speed and defensive pressure were too much for the Blackbirds to handle.

Making just the second start of her career and the first as a member of the Green Wave team, Nunn connected on 6-of-9 shots from the field and drained 7-of-8 free throw opportunities to surpass her former career high of 14 against Houston on Nov. 22, 2006 when she was a freshman at TCU. In addition, Nunn posted a career-best six steals and tied her career high in rebounds with a team-leading seven. She also handed out three assists and posted one block.

Aidoo, meanwhile, hit 5-of-9 baskets, including 3-of-5 from beyond the 3-point arc, and was true on 6-of-8 free throws.

The two teams traded the first 12 points of the game, and with the game knotted at 6-all just under five minutes into the first half, the Green Wave went on a 15-3 run to take an eight point lead and never looked back. The lead swelled to double digits at 25-15 with 6:20 to play before the break and the two teams went into the locker room with Tulane on top by 13 at 38-25.

The Green Wave made it a 20-point ballgame early in the second half at 46-26 two minutes and 41 seconds into the stanza and went up by 28 at 56-28 on a Grayson free throw 2:25 later. The Blackbirds made things interesting later in the half, going on a 16-4 rally to cut the deficit to 13 at 63-50 with 7:37 left in regulation, but that was as close as the Green Wave would allow Long Island to get. A pair of Aidoo free throws, and a pair of Brown 3-pointers pushed the advantage back above the 20-point barrier and Tulane cruised to the 23-point victory.

**Tulane 82, Long Island 59**  
12/28/09 in New Orleans, La. - Fogelman Arena

### VISITORS: Long Island (7-5)

Player	FG-A	3-A	FT-A	O-D-R	PF	TP	A	TO	B	S	MIN
20 Palmer (f)	5-13	0-2	2-3	2-5-7	3	12	1	1	0	0	27
21 Johnson (f)	7-8	3-4	2-3	1-9-10	3	19	3	5	0	0	31
1 Evans (g)	1-4	0-0	2-4	1-3-4	4	4	3	4	0	0	22
2 James (g)	6-9	0-0	0-0	2-2-4	2	12	4	4	0	3	32
22 Mothershead (g)	0-1	0-1	0-0	0-0-0	1	0	0	3	0	0	22
5 Spross	2-6	0-0	2-2	1-2-3	2	6	2	1	1	1	28
24 Wells	0-5	0-2	0-0	0-0-0	3	0	1	3	0	1	15
32 Obianwu	0-1	0-0	0-0	0-0-0	1	0	0	2	0	1	4
44 Abrams	1-2	0-0	0-0	1-1-2	1	2	0	0	0	0	6
51 Stevenson	1-5	0-0	2-3	2-2-4	1	4	2	2	0	0	13
Team				2-0-2							
Totals.....	23-54	3-9	10-15	12-24-36	21	59	16	25	1	6	200

FG%	1st Half: 11-26 • 42.3%	2nd Half: 12-28 • 42.9%	Game: 42.6%
3-PT%	1st Half: 0-4 • 0.0%	2nd Half: 3-5 • 60.0%	Game: 33.3%
FT%	1st Half: 3-5 • 60.0%	2nd Half: 7-10 • 70.0%	Game: 66.7%

### HOME: Tulane (9-2)

Player	FG-A	3-A	FT-A	O-D-R	PF	TP	A	TO	B	S	MIN
20 Nunn (f)	6-9	0-0	7-8	3-4-7	2	19	3	3	1	6	31
23 Aidoo (f)	5-9	3-5	6-8	0-3-3	2	19	0	0	0	1	27
11 Barnes (g)	2-6	0-1	0-1	2-1-3	0	4	5	4	1	1	27
21 Grayson (g)	2-9	0-2	3-6	1-5-6	2	7	2	1	0	4	23
32 Brown (g)	7-12	4-9	3-5	0-2-2	2	21	4	0	0	3	28
24 Kautsky	0-1	0-1	1-2	3-3-6	3	1	4	1	0	1	25
25 Snow	0-0	0-0	0-0	0-1-1	1	0	1	1	0	0	4
33 Kaljo	3-8	1-4	0-0	0-3-3	1	7	0	0	0	0	24
42 Nwokedi	2-3	0-0	0-0	1-0-1	0	4	0	1	5	0	11
Team				0-1-1							
Totals.....	27-57	8-22	20-30	10-23-33	13	82	19	11	7	16	200

FG%	1st Half: 12-31 • 38.7%	2nd Half: 15-26 • 57.7%	Game: 47.4%
3-PT%	1st Half: 4-13 • 30.8%	2nd Half: 4-9 • 44.4%	Game: 36.4%
FT%	1st Half: 10-16 • 62.5%	2nd Half: 10-14 • 71.4%	Game: 66.7%

Officials: Melanie Davis, Kelly Johnson, Metta Roberts

Attendance: 626

Score by Periods	1st	2nd	Total
Long Island	25	34	59
Tulane	38	44	82

## Tulane Drubs Texas Tech, 67-49

Nunn scores 15 points in 2nd half as Wave wins DoubleTree

**NEW ORLEANS**—Danielle Nunn scored all of her team-leading 15 points after halftime to help lead Tulane to 67-49 win over Texas Tech in the championship game of the DoubleTree Classic at Fogelman Arena.

Nunn was one of four Green Wave players to post double-digit scoring totals and was named tournament Most Valuable Player after averaging 17.0 points, 6.5 rebounds and 3.5 half steals in the two-day event.

Tiffany Aidoo joined Nunn on the all-tournament team, as did Texas Tech's Kierra Mallard and Ashlee Roberson, Ashley Palmer of Long Island and North Dakota's Whitney Ledger.

For the second straight game, Tulane used a small, quick lineup and used its defensive pressure to post 13 steals and create 27 turnovers. The Green Wave were able to turn the Red Raider miscues into 18 points off turnovers and 13 fast-break points. Texas Tech out-rebounded Tulane 46-31 for the game, but the Green Wave actually posted 19 rebounds to the Red Raiders' 17 in the second half.

The Red Raiders scored the first three points of the game on a free throw and layup by Roberson, but Tulane scored seven of the next nine points and never trailed again. Tulane broke an 11-all tie with 12:29 left in the first half on a layup by Aidoo and went into the locker room at halftime on top by six at 27-21.

It was the second half when the Green Wave really pulled away as Tulane opened the final frame with a 10-1 rally to stretch the advantage to 15 at 37-22 with 17:05 left to play. Another Roberson layup cut the Tulane lead to 13 just over a minute later before Tulane used a 16-7 rally to push the lead to a game-high 22 at 53-31 with 9:03 on the clock.

The Red Raiders cut the deficit to 17 twice, but could get no closer. Tulane's final field goal came via freshman Janique Kautsky with 4:30 left to play, but the Green Wave hit five-of-6 free throws the rest of the way to account for the final score.

**Tulane 67, Texas Tech 49**  
12/29/09 in New Orleans, La. - Fogelman Arena

### VISITORS: Texas Tech (11-2)

Player	FG-A	3-A	FT-A	O-D-R	PF	TP	A	TO	B	S	MIN
31 Roberson (f)	5-14	0-3	3-6	8-10-18	4	13	0	5	0	1	38
20 Mallard (c)	7-13	0-0	1-3	5-8-13	2	15	1	7	2	1	39
13 Murphree (g)	1-7	0-4	1-2	1-2-3	2	3	3	3	0	3	28
14 Martin (g)	0-4	0-1	0-0	1-0-1	2	0	1	6	0	1	23
23 Smalls (g)	3-3	0-0	2-2	1-3-4	4	8	2	3	0	2	34
00 Brown	1-5	0-1	1-4	1-1-2	3	3	1	1	0	0	18
1 Barncastle	0-2	0-1	0-0	0-0-0	0	0	0	0	0	1	3
5 Hyde	1-2	0-0	3-4	1-3-4	4	5	1	0	0	1	14
10 Kimbro	0-0	0-0	0-0	0-0-0	0	0	0	1	0	0	0+
24 Bokenkamp	1-1	0-0	0-0	0-0-0	0	2	0	0	0	0	3
Team				0-1-1							
Totals.....	19-51	0-10	11-21	18-28-46	21	49	9	27	3	9	200

FG%	1st Half: 10-28 • 35.7%	2nd Half: 9-23 • 39.1%	Game: 37.3%
3-PT%	1st Half: 0-7 • 0.0%	2nd Half: 0-3 • 0.0%	Game: 0.0%
FT%	1st Half: 1-3 • 33.3%	2nd Half: 10-18 • 55.6%	Game: 52.4%

### HOME: Tulane (10-2)

Player	FG-A	3-A	FT-A	O-D-R	PF	TP	A	TO	B	S	MIN
20 Nunn (f)	3-5	0-0	9-11	1-5-6	2	15	1	0	0	1	26
23 Aidoo (f)	4-10	1-2	1-2	1-2-3	1	10	2	3	0	1	32
11 Barnes (g)	5-8	1-1	0-3	1-0-1	2	11	6	2	0	4	39
21 Grayson (g)	6-14	1-3	0-0	2-4-6	3	13	1	2	0	2	32
32 Brown (g)	3-10	2-8	0-0	0-2-2	4	8	3	2	0	4	24
24 Kautsky	1-4	0-0	2-2	1-2-3	4	4	3	0	0	1	18
33 Kaljo	0-3	0-2	0-2	0-1-1	0	0	0	3	0	0	12
42 Nwokedi	0-0	0-0	0-0	0-0-0	0	0	0	0	0	0	0+
44 Benizio	3-4	0-0	0-0	1-3-4	3	6	3	0	1	0	17
Team				4-1-5							
Totals.....	25-58	5-16	12-20	11-20-31	20	67	19	13	1	13	200

FG%	1st Half: 13-31 • 41.9%	2nd Half: 12-27 • 44.4%	Game: 43.1%
3-PT%	1st Half: 1-8 • 12.5%	2nd Half: 4-8 • 50.0%	Game: 31.3%
FT%	1st Half: 0-3 • 0.0%	2nd Half: 12-17 • 70.6%	Game: 60.0%

Officials: Mary Day, Ken Drayton, Metta Roberts

Attendance: 841

Score by Periods	1st	2nd	Total
Texas Tech	21	28	49
Tulane	27	40	67



# Game Recaps

## Wave Fall In Conference USA Opener

Houston rallies late for 70-68 win over Tulane

**NEW ORLEANS**—Tiffany Aidoo had 18 points to lead four Green Wave players with double-digit scoring totals, and Brett Benzio posted a game-high 13 rebounds, but it was not enough as Tulane dropped its Conference USA opener to Houston, 70-68, in Fogelman Arena.

Tulane led most of the way before Houston used a 20-8 run late in the second half to take a 68-62 lead with 1:11 left to play. Roshaunda Barnes cut the deficit in half with a 3-pointer, and following a defensive stop, Aidoo hit her fifth trey of the day to tie the contest at 68-all with 40 seconds remaining in regulation.

The Cougars, however, responded as Posche Landry drained a runner in the lane with 10 seconds to go for what proved to be the final score. Tulane had a chance to tie the contest, but Danielle Nunn's shot rolled in-and-out, and the rebound bounced off Benzio to give the Cougars the ball with 1.7 second on the clock.

Aidoo finished the night 6-of-10 from the field, including a 5-of-7 performance from beyond the 3-point arc. Olivia Grayson, who played all 40 minutes of the contest, was next with 12 points, while Barnes and Nunn finished with 11 and 10 points, respectively. Barnes paced the club with six assists, five steals and three blocked shots.

The difference in the game, however, was turnovers as Tulane committed a season-high 27 giveaways which the Cougars turned into 30 points. The Green Wave defense, meanwhile, forced 20 turnovers, had 14 steals and turned the freebees into 22 points.

Houston scored the first five points of the game on a layup by Lesslee Mason and 3-pointer by Roxana Button. Tulane answered with a 10-5 rally to tie the score and took a two-point lead on a basket by rookie Janique Kautsky which would hold up the rest of the first half.

The Green Wave advantage swelled to as many as eight at 38-30 on a Nunn jump shot with 1:54 to go before the break, but the Cougars scored seven straight to make it a one-point affair at halftime. Tulane pushed its lead back to seven on a Benzio layup 7:29 into the second half to make it 52-45 before the Cougars mounted their comeback.

### Houston 70, Tulane 68

1/8/10 in New Orleans, La. - Fogelman Arena

#### VISITORS: Houston (7-7, 1-0 C-USA)

Player	FG-A	3-A	FT-A	O-D-R	PF	TP	A	TO	B	S	MIN
5 B.Mason (f)	0-5	0-0	0-2	4-4	8	1	0	3	1	0	22
33 L.Mason (f)	4-8	0-0	1-1	3-2	5	9	3	2	3	3	30
11 Scott (g)	6-16	1-6	2-2	4-2	6	15	3	2	0	4	37
20 Landry (g)	8-14	3-3	0-0	0-1	1	3	19	7	7	0	5 34
22 Button (g)	3-5	3-4	1-2	0-1	1	3	10	0	2	1	0 21
2 Morton	2-4	1-3	0-0	0-0	0	1	5	0	0	0	0 9
21 Joseph	0-1	0-0	0-0	0-0	0	0	0	0	0	0	0 1
24 Taylor	4-11	0-1	2-2	3-6	9	10	2	1	0	3	26
34 Johnson	0-1	0-0	2-2	0-0	0	1	2	1	4	0	0 20
Team	3-0-3			1							
Totals.....	27-65	8-17	8-11	17-16	33	18	70	19	20	4	15 200

FG%	1st Half: 13-34 • 38.2%	2nd Half: 14-31 • 45.2%	Game: 41.5%
3-PT%	1st Half: 4-11 • 36.4%	2nd Half: 4-6 • 66.7%	Game: 47.1%
FT%	1st Half: 7-8 • 87.5%	2nd Half: 1-3 • 33.3%	Game: 71.7%

#### HOME: Tulane (11-3, 1-0 C-USA)

Player	FG-A	3-A	FT-A	O-D-R	PF	TP	A	TO	B	S	MIN
20 Nunn (f)	4-9	0-0	2-3	4-2	6	10	3	2	0	2	36
23 Aidoo (f)	6-10	5-7	1-2	0-5	2	18	2	6	1	2	32
44 Benzio (c)	4-6	0-0	1-2	5-8	13	1	9	1	6	2	0 29
11 Barnes (g)	5-14	1-2	0-0	1-1	2	11	6	2	3	5	34
21 Grayson (g)	4-11	0-1	4-4	2-4	6	12	2	7	2	2	40
24 Kautsky	2-5	0-3	2-2	0-0	0	1	6	0	0	0	1 14
25 Snow	0-0	0-0	0-1	1-0	1	0	1	1	0	2	6
33 Kaljo	1-2	0-0	0-0	1-1	2	1	2	1	2	0	0 8
42 Nwokedi	0-0	0-0	0-0	0-0	0	0	0	0	0	1	0 1
Team	4-1-5			1							
Totals.....	26-57	6-13	10-14	18-22	40	13	68	16	27	9	14 200

FG%	1st Half: 15-30 • 50.0%	2nd Half: 11-27 • 40.7%	Game: 45.6%
3-PT%	1st Half: 3-7 • 42.9%	2nd Half: 3-6 • 50.0%	Game: 46.2%
FT%	1st Half: 5-5 • 100%	2nd Half: 5-9 • 55.6%	Game: 71.4%

Officials: Eric Brewton, Lisa Mattingly, Marlin Ramsey

Attendance: 513

Score by Periods	1st	2nd	Total
Houston	37	33	70
Tulane	38	30	68

## Tulane Bounces Back vs. Rice

Green Wave even C-USA record with 82-60 win over Owls

**NEW ORLEANS**—Olivia Grayson and Roshaunda Barnes posted career highs with 20 and 14 points, respectively, as Tulane defeated Conference USA foe Rice, 82-60, in Fogelman Arena.

The Green Wave used a 22-7 surge over the final nine minutes of the first half to break a 21-all tie and outscored the Owls 39-32 in the second half.

As a team, Tulane hit 50 percent of its shots (33-of-66) while the Green Wave defense held Rice to a 30.9 mark on 17-of-55 shooting. Despite once again being the shorter team on the floor, Tulane tied Rice for rebounds with 37 each and outscored the Owls in the paint, 40-10.

Rice scored 10 of the game's first 12 points to take a 10-2 lead less than three minutes into the ballgame before Tulane answered with a 10-2 rally of its own to tie the game with 13:26 to go before the break. The two teams traded the next 18 points to deadlock the contest at 21-all. From there, Grayson sandwiched a layup and a three-point play around an Indira Kaljo trey and a Tiffany Aidoo basket to spark a 10-0 run to give the Wave a 31-21 advantage they would not relinquish.

The advantage swelled to as many as 19 in the first half at 43-24 with 1:17 left in the stanza before Rice drained four consecutive free throws to make it a 43-28 contest at the break.

The Wave scored the first four points of the second half on a Grayson layup and a Danielle Nunn jumper to push the lead back to 19 at 47-28. Rice got a 3-pointer by Jessica Goswitz to spark a 12-3 rally to cut the deficit to 10 at 50-40 with 13:34 remaining on the clock but the Tulane defense held Rice without a field goal over the next 6:44.

While Rice hit just four free throws during the dry spell, Tulane connected on eight of its next 14 shots to open up a 25-point lead with less than three minutes to play. Rice cut the lead to 19 on a Megan Elliott layup with 1:39 on the clock but that was as close as the Owls would get the rest of the way as Tulane cruised to the 22-point victory.

### Tulane 82, Rice 60

1/10/10 in New Orleans, La. - Fogelman Arena

#### VISITORS: Rice (6-9, 0-2 C-USA)

Player	FG-A	3-A	FT-A	O-D-R	PF	TP	A	TO	B	S	MIN
24 Stanley (f)	3-10	1-2	4-4	2-9	11	3	11	1	2	0	0 28
44 Mayse (f)	3-9	3-5	2-2	1-1	2	3	11	0	1	0	2 25
1 Smart (g)	2-8	1-3	1-2	0-2	2	6	3	5	0	0	0 24
3 Watts (g)	1-5	0-1	4-4	2-2	4	0	6	1	1	0	1 30
5 Goswitz (g)	2-7	1-5	3-4	1-3	4	2	8	2	4	0	2 32
4 McKinney	3-4	0-1	1-2	0-4	2	7	3	3	1	4	21
11 Elliott	1-2	0-0	2-2	2-3	5	3	4	0	3	0	0 17
14 Hypolite	2-7	0-1	0-0	1-0	1	4	0	0	1	0	1 12
22 Horne	0-1	0-0	1-2	0-0	0	1	0	0	0	0	0 3
25 Ashford	0-2	0-1	0-0	0-0	0	0	0	0	1	0	0 5
43 Rogers	0-0	0-0	2-2	0-0	0	2	1	0	0	0	0 3
Team	3-1-4			1							
Totals.....	17-55	6-19	20-24	12-25	37	16	60	11	20	2	9 200

FG%	1st Half: 8-24 • 33.3%	2nd Half: 9-31 • 29.0%	Game: 30.9%
3-PT%	1st Half: 4-8 • 50.0%	2nd Half: 2-11 • 18.2%	Game: 31.6%
FT%	1st Half: 8-8 • 100%	2nd Half: 12-16 • 75.0%	Game: 83.3%

#### HOME: Tulane (12-3, 1-1 C-USA)

Player	FG-A	3-A	FT-A	O-D-R	PF	TP	A	TO	B	S	MIN
20 Nunn (f)	8-10	0-0	2-3	1-4	5	3	18	0	3	0	2 27
23 Aidoo (f)	2-9	0-3	1-2	2-1	3	4	5	4	1	0	4 32
44 Benzio (c)	1-4	0-0	0-0	1-6	7	2	2	1	2	1	0 17
11 Barnes (g)	6-13	0-1	2-2	0-6	6	14	8	2	3	3	0 27
21 Grayson (g)	9-15	1-2	1-1	0-5	5	20	1	2	0	1	29
24 Kautsky	2-3	0-1	2-4	2-2	2	6	2	6	2	1	0 26
25 Snow	0-1	0-0	0-0	0-1	1	0	3	0	0	0	11
33 Kaljo	4-10	4-8	3-3	1-0	1	15	0	1	1	1	0 22
42 Nwokedi	1-1	0-0	0-0	0-3	4	2	0	1	0	0	9
Team	1-1-2			1							
Totals.....	33-66	5-15	11-15	8-29	37	19	82	19	14	5	8 200

FG%	1st Half: 19-37 • 51.4%	2nd Half: 14-29 • 48.3%	Game: 50.0%
3-PT%	1st Half: 3-9 • 33.3%	2nd Half: 2-6 • 33.3%	Game: 33.3%
FT%	1st Half: 2-2 • 100%	2nd Half: 9-13 • 69.2%	Game: 73.3%

Officials: Jules Gallien, Kelly Johnson, Billy Smith

Attendance: 814

Score by Periods	1st	2nd	Total
Houston	28	32	60
Tulane	43	39	82

## Brown Leads Wave Past Lions

Tulane runs win streak to nine in final non-league contest

**HAMMOND, La.**—Chassity Brown tied a career high with 23 points and Roshaunda Barnes handed out a career-best eight assists as Tulane defeated Southeastern Louisiana, 81-45, at the University Center.

Brown connected on 7-of-11 shots from the field, including a 5-of-6 showing from beyond the 3-point arc. Barnes led the team in rebounding, tying a career high with seven and had four of Tulane's 12 steals on the night.

As a team, the Green Wave hit 50 percent of their shots (30-of-60), including a 55.2 showing in the second half (16-of-29). Despite playing a five-guard lineup, Tulane outscored the Lions in the paint, 24-2. The Green Wave defense, meanwhile, held SLU to a 21.3 percent shooting night, holding the Lions to just 10 field goals in 47 tries.

The Green Wave came out and established control early as Brown and Tiffany Aidoo sandwiched 3-pointers around a Nunn layup and forced Southeastern to call an early timeout with the score 10-2 just 2:31 into the ballgame. A pair of free throws by Rashima Jenkins cut the Tulane lead to six before the Green Wave used an 8-0 run to make it a 14-point ballgame.

Tulane's offense went nearly eight minutes without a basket but the defense was able to hold Southeastern Louisiana at bay. The two teams traded baskets with around five minutes to play before the break but a Nunn jumper sparked a 12-0 Green Wave run to make it 34-11 with 2:18 on the clock. The Lions' Kim Edmonson canned a pair of 3-pointers and sank a pair of free throws the rest of the way and Tulane went into the locker room on top by 15 at 34-19.

The Wave got those points back early in the second stanza as Brown drained a trey 1:12 into the period and Grayson hit a jumper 22 seconds later to get the lead back to 20 and the rout was on. The advantage swelled to 30 at 60-30 with 9:27 to go in regulation on a Brown jumper and the closest Southeastern got the rest of the day was 29 at 71-42 with 3:47 left to play.

### Tulane 81, Southeastern Louisiana 45

1/4/10 in Hammond, La. - University Center

#### VISITORS: Tulane (11-2)

Player	FG-A	3-A	FT-A	O-D-R	PF	TP	A	TO	B	S	MIN
20 Nunn (f)	7-10	0-0	1-1	2-1	3	4	15	2	2	0	1 23
23 Aidoo (f)	2-4	1-3	0-0	1-2	3	5	3	2	0	0	22
11 Barnes (g)	1-6	0-1	6-8	4-3	7	3	8	8	2	0	4 32
21 Grayson (g)	5-11	0-1	2-2	2-1	3	2	12	6	2	0	2 28
32 Brown (g)	7-11	5-6	4-5	2-3	5	1	23	0	1	0	1 24
24 Kautsky	2-6	1-1	0-0	1-3	4	3	5	1	1	0	3 22
25 Snow	1-1	0-0	0-0	1-2	3	0	2	2	0	0	0 14
33 Kaljo	4-9	1-4	0-0	0-6	4	9	1	1	0	1	0 20
42 Nwokedi	1-2	0-0	0-0	0-1	1	0	2	0	2	1	0 15
Team	1-3-4			1							
Totals.....	30-60	8-16	13-16	14-25	39	20	81	23	14	1	12 200

FG%	1st Half: 14-31 • 45.2%	2nd Half: 16-29 • 55.2%	Game: 50.0%
3-PT%	1st Half: 4-10 • 40.0%	2nd Half: 4-6 • 66.7%	Game: 50.0%
FT%	1st Half: 2-3 • 66.7%	2nd Half: 11-13 • 84.6%	Game: 81.3%

#### HOME: Southeastern Louisiana (6-7)

	Player	FG-A	3-A	FT-A	O-D-R	PF	TP	A	TO	B	S	MIN
15	R.Jenkins (f)	1-5	0-0	2-2	2-2-4	0	4	0	2	0	0	19
45	Ivory (c)	1-2	0-0	4-4	3-1-4	0	6	0	3	0	0	20
10	K.Jenkins (g)	0-1	0-0	0-0	1-1-2	3	0	2	4	0	2	22
20	Hix (g)	1-6	1-4	1-2	2-0-2	2	4	0	2	0	0	24
25	Thomas (g)	0-10	0-3	4-6	5-4-9	1	4	0	4	0	1	24
3	Crenshaw	0-1	0-1	0-0	0-0-0	0	0	0	0	0	0	3
11	Burgess	2-5	0-1	1-2	0-2-2	1	5	1	4	0	0	21
12	George	0-1	0-1	5-6	0-0-3	3	5	2	1	0	1	16
23	Stewart	0-1	0-0	0-0	0-0-0	3	0	0	0	0	0	10
24	Gawor	0-1	0-0	0-0	0-0-1	1	0	0	0	1	0	4
40	Edmonson	5-13	5-10	2-3	0-3-3	2	17	0	2	0	0	22
44	Mackie	0-1	0-0	0-0	1-3-4	2	0	0	1	1	0	14
	Team	2-2-4										
Totals.....		10-47	6-20	19-25	16-18-34	18	45	5	23	2	4	200

## Tulane Survives Tulsa, 58-55

Tulane runs win streak to nine in final non-league contest

**TULSA, Okla.**—It wasn't always pretty, but for Tulane, the end sure was sweet as the Green Wave survived a tough challenge from Conference USA foe Tulsa, 58-55, in the Donald Reynolds Center.

The Wave led 53-43 with 2:46 left to play only to see the Hurricane rally with a 10-0 run to tie the score 1:16 later. A pair of free throws by Roshaunda Barnes put Tulane back on top and a free throw by Tulsa's Kara Vaughn made it a one-point affair.

Tulane had a chance to create some separation later, but missed a pair of freebies to give the Hurricane possession and a chance to win with 20 seconds remaining in regulation. Barnes, however, knocked the ball loose from Jermaine Kermis, gathered the rock and nailed two more shots from the charity stripe to account for the final score.

After shooting 28.6 percent from the field, hitting just eight baskets and turning the ball over 17 times in the first half, the Green Wave connected at a 44.4 clip (12-of-27) and posted seven assists and steals in the final 20 minutes. The Tulsa defense, meanwhile, held Tulsa to a 29.6 field goal percentage (16-of-54), including a 25.9 clip (7-of-27) in the second half.

The Green Wave hit three of their first four shots to open the game and a Brett Benzio jumper tied the contest at 10-all 3:12 into the ballgame. From there, however, Tulane managed to connect on just four of its next 22 tries. Tulsa did not fare much better, hitting 9-of-27 shots in the opening stanza and went into the locker room at the break on top, 28-23.

Tulane scored 16 of the first 18 points of the second half to take a 39-30 advantage with 10:49 left to play. Up 10 just over eight minutes later, the Green Wave did not hit a field goal the rest of the way. Tulsa, meanwhile, got back-to-back baskets by Taleya Mayberry and four free throws by Larissa Williams to make it a 53-49 contest. A Barnes free throw put Tulane up three, but the Golden Hurricane's Tatum Beer connected on a 3-pointer to tie the game at 54-all and set up the late-game dramatics.

### Tulane 58, Tulsa 55

1/15/10 in Tulsa, Okla. - Reynolds Center

**VISITORS:** Tulsa (13-3, 2-1 C-USA)

Player	FG-A	3-A	FT-A	O-D-R	PF	TP	A	TO	B	S	MIN
44 Benzio (c)	3-5	0-0	3-4	5-3-8	4	9	0	2	1	2	26
20 Nunn (f)	4-11	0-0	2-4	4-5-9	5	10	2	3	0	1	24
23 Aidoo (f)	2-7	2-5	2-4	0-2-2	2	8	2	2	0	2	28
11 Barnes (g)	3-9	0-1	5-10	0-3-3	4	11	5	3	0	4	32
21 Grayson (g)	1-4	0-2	1-2	2-4-6	2	3	0	8	0	3	27
24 Kautsky	1-5	0-1	0-0	0-1-1	1	2	0	0	0	1	11
25 Snow	0-0	0-0	0-0	0-0-0	0	0	0	0	0	0	2
32 Brown	6-10	2-4	1-2	0-3-3	4	15	1	4	1	1	25
33 Kaljo	0-4	0-3	0-1	1-1-1	1	0	0	1	0	0	13
42 Nwokedi	0-0	0-0	0-0	1-0-1	2	0	0	2	0	0	12
<b>Team</b>				6-2-8							2
<b>Totals</b>	20-55	4-16	14-27	18-24-42	25	58	10	27	2	14	200

FG%	1st Half: 8-28 • 28.6%	2nd Half: 12-27 • 44.4%	Game: 36.4%
3-PT%	1st Half: 2-10 • 20.0%	2nd Half: 2-6 • 33.3%	Game: 25.0%
FT%	1st Half: 5-9 • 55.6%	2nd Half: 9-18 • 50.0%	Game: 51.9%

**HOME:** Tulsa (6-8, 0-3 C-USA)

Player	FG-A	3-A	FT-A	O-D-R	PF	TP	A	TO	B	S	MIN
34 Williams (f)	2-8	0-0	12-14	2-4-6	4	16	1	3	4	2	32
45 Brooks (f)	1-7	0-1	0-0	3-4-7	3	2	3	3	0	0	32
12 Mayberry (g)	5-11	0-1	0-1	0-5-5	5	10	1	8	0	2	26
24 Kermis (g)	2-8	0-0	1-2	1-4-5	4	5	1	7	0	2	34
42 Scott (g)	2-6	0-2	2-2	0-1-1	2	6	0	3	0	0	15
10 Phillips	0-0	0-0	2-2	0-0-0	1	2	0	0	1	0	5
11 Beer	3-6	2-4	0-0	1-2-3	1	8	0	3	0	2	20
15 Lewis	0-2	0-0	0-0	3-0-3	1	0	0	0	0	0	6
31 Cousinard	1-3	0-0	0-0	3-0-3	1	2	0	1	0	0	9
32 Vaughn	0-3	0-1	4-6	1-3-4	1	4	0	1	0	0	21
<b>Team</b>				4-2-6							
<b>Totals</b>	16-54	2-9	21-27	18-25-43	23	55	6	29	5	8	200

FG%	1st Half: 9-27 • 33.3%	2nd Half: 7-27 • 25.9%	Game: 29.6%
3-PT%	1st Half: 1-6 • 16.7%	2nd Half: 1-3 • 33.3%	Game: 22.2%
FT%	1st Half: 9-13 • 69.2%	2nd Half: 12-14 • 85.7%	Game: 77.8%

Officials: Beverly Roberts, Cameron Inouye, Steve Wilkins  
Attendance: 1214  
Score by Periods

	1st	2nd	Total
Tulane	23	35	58
Tulsa	28	27	55

## Green Wave Fall At SMU, 70-59

Brown sets school record with nine steals in the loss

**DALLAS**—Chassity Brown set a school record with nine steals and the Green Wave posted a season-high 17 thefts as a team, but it was a victory that was elusive as Tulane dropped a 70-59 decision to Conference USA foe SMU at Moody Coliseum.

The Green Wave scored the first six points of the game and led by as many as 11 in the opening stanza at 25-14 with 7:46 to go before the halftime. The Mustang defense, however, held Tulane without a field goal over the next six minutes to get back into the ballgame.

While the Wave managed just three free throws during the stretch, SMU's Jillian Samuels scored seven of the game's next eight points on a trio of field goals and a shot from the charity stripe. A pair of free throws by Brittany Gilliam and a basket by Christine Elliott cut the Tulane lead to three at 28-25 before Brett Benzio broke the Green Wave drought with a jumper in the lane to make it a five-point affair with 1:43 left on the clock.

Tulane held a 33-27 advantage in the waning seconds of the first half, but Samuels nailed a trey from the left wing to make it a three-point ballgame at the break.

The Mustangs scored the first four points of the half to take their first lead of the day at 34-33. A Roshaunda Barnes layup and a Tiffany Aidoo jumper put the Green Wave back on top by three at 37-34 2:19 into the half, but the Mustangs got back-to-back baskets by Gilliam to reclaim a one-point lead.

Following a layup by SMU's Haley Day, Tulane got baskets by Benzio and Brown to take a 41-40 lead before Elliott canned a pair of free throws with 13:48 left in regulation to give the Mustangs a 42-41 lead they would not relinquish.

Elliott's freebies sparked an 11-0 run to give SMU a 10-point lead 4:08 later and the Mustang lead swelled to as many as 13 at 60-47 with 3:07 on the clock. Tulane used a 12-5 rally to cut the deficit to six with 56 seconds before the final buzzer, but SMU hit five-of-six free throws down the stretch to account for the final score.

### SMU 70, Tulane 59

1/17/10 in Dallas, Texas - Moody Coliseum

**VISITORS:** Tulane (13-4, 2-2 C-USA)

Player	FG-A	3-A	FT-A	O-D-R	PF	TP	A	TO	B	S	MIN
20 Nunn (f)	6-10	0-1	2-2	0-2-2	3	14	4	3	0	1	27
23 Aidoo (f)	6-6	4-4	0-0	2-1-3	2	16	0	5	0	1	32
11 Barnes (g)	5-11	0-1	1-3	2-1-3	4	11	2	2	0	1	27
21 Grayson (g)	0-5	0-2	1-2	0-4-4	3	1	3	4	0	4	28
32 Brown (g)	3-10	0-5	5-8	0-3-3	2	11	2	5	0	9	36
24 Kautsky	0-3	0-2	0-0	1-1-2	1	0	0	2	0	0	10
25 Snow	0-0	0-0	0-0	0-0-0	0	0	0	0	0	1	3
33 Kaljo	0-1	0-0	0-0	1-1-2	0	0	0	0	0	0	11
42 Nwokedi	0-0	0-0	0-0	0-0-0	1	0	0	0	0	0	3
44 Benzio	3-6	0-0	0-0	1-3-4	1	6	1	2	0	0	23
<b>Team</b>				9-16-25							
<b>Totals</b>	23-52	4-15	9-15	9-16-25	17	59	12	23	0	17	200

FG%	1st Half: 13-26 • 50.0%	2nd Half: 10-26 • 45.2%	Game: 44.2%
3-PT%	1st Half: 3-8 • 37.5%	2nd Half: 1-7 • 14.3%	Game: 26.7%
FT%	1st Half: 4-6 • 66.7%	2nd Half: 5-9 • 55.6%	Game: 60.0%

**HOME:** SMU (13-4, 3-1 C-USA)

Player	FG-A	3-A	FT-A	O-D-R	PF	TP	A	TO	B	S	MIN
10 Gilliam *	3-10	0-3	2-2	0-4-4	5	8	5	4	0	2	29
22 Filmore *	2-4	1-1	2-2	2-3-5	1	7	1	3	0	2	25
24 Day *	2-4	1-1	2-2	2-7-9	1	7	2	3	1	0	35
40 Severin *	3-3	0-0	3-4	3-5-8	1	9	1	3	3	1	31
41 Samuels *	6-9	2-3	6-7	0-0-0	4	20	4	6	0	1	26
21 Elliott	4-7	0-0	4-4	3-6-9	4	12	0	6	0	1	25
33 Mahnesmith	3-7	1-4	0-0	0-0-0	3	7	0	2	0	2	21
35 Christian	0-4	0-0	0-0	0-0-0	0	0	0	0	0	0	8
<b>Team</b>				1-0-1							1
<b>Totals</b>	23-48	5-12	19-21	11-25-36	19	70	13	28	4	9	200

FG%	1st Half: 11-27 • 40.7%	2nd Half: 12-21 • 57.1%	Game: 47.9%
3-PT%	1st Half: 3-8 • 37.5%	2nd Half: 2-4 • 50.0%	Game: 41.7%
FT%	1st Half: 5-5 • 100%	2nd Half: 14-16 • 87.5%	Game: 90.5%

Officials: Scotty Herman, Darci Roll, Ron Harris

Attendance: 796

Score by Periods	1st	2nd	Total
Tulane	33	26	59
SMU	30	40	70

## Tulane Downs Eagles, 80-63

Nunn scores career-high 22 points, Brown adds 21

**NEW ORLEANS**—Chassity Brown and Danielle Nunn combined for 43 points, 11 rebounds and eight steals as Tulane defeated Conference USA foe Southern Miss, 80-63, at Fogelman Arena.

Tulane score eight of the game's first 10 points and led for all but 31 seconds of the 40-minute ballgame and overcame a monster night by Golden Eagle forward Pauline Love, who finished with 25 points and 17 rebounds. The difference in the game, however, was the Green Wave defense, which recorded 14 steals and forced 26 turnovers.

Brown opened the game's scoring with a 3-pointer 55 seconds into the contest and Nunn made it 5-0 with a layup 24 seconds later. Southern Miss turned an 8-2 deficit into a 9-8 lead with a 7-0 rally before an Olivia Grayson trey with 13:28 in the half put Tulane back on top by a deuce. The Golden Eagles' Tanesha Washington tied the game at 11-all with a jumper with 13:04 remaining before the break, but a Nunn basket 17 second later gave the Green Wave a 13-11 advantage they would not relinquish.

Tulane built its lead to as many as 13 in the first half on an Aidoo basket plus an and-one free throw to make it 34-21 with 4:13 on the clock. Southern Miss, however, would make things close and cut the deficit to five twice in the final minute of the half. A Nunn layup with five seconds to play before the buzzer made it 38-31 in Tulane's favor heading into the locker rooms.

Southern Miss' late first-half rally carried over into the second stanza initially as a pair of Love jump shots made it a 3-point affair at 38-35 before Tulane outscored the Golden Eagles 22-7 over the next 8:28 to take its largest lead of the day at 60-43 with 9:13 left in regulation. Southern Miss cut the deficit 10 at 64-54 just over three minutes later and got below the 10-point mark at 69-60 with 3:30 remaining before the final buzzer.

Tulane outscored Southern Miss 11-3 the rest of the way, including a free throw by Brown with 17 seconds remaining, to account for the final score.

### Tulane 80, Southern Miss 63

1/23/10 in New Orleans, La. - Fogelman Arena

**VISITORS:** Southern Miss (4-1-5, 0-6 C-USA)

Player	FG-A	3-A	FT-A	O-D-R	PF	TP	A	TO	B	S	MIN
12 Washington (f)	4-7	0-0	2-2	0-3-3	5	10	2	5	0	1	21
55 Love (f)	10-16	1-3	4-8	8-9-17	5	25	2	6	0	1	39
1 Rucker (g)	6-10	0-0	2-2	0-3-3	3	14	3	5	0	2	32
10 Kelly (g)	1-1	1-1	0-1	0-2-2	4	3	5	4	0	2	28
23 Johnson (g)	0-6	0-5	0-0	0-0-0	0	0	0	2	0	1	22
2 Gatling	0-1	0-0	0-0	0-2-2	2	0	2	1	0	1	8
3 Dunbar	2-3	0-0	0-0	0-2-2	4	4	1	1	1	0	9
20 Brown	2-6	1-3	0-0	0-0-0	2	5	0	1	0	1	19
32 Pittman	1-4	0-0	0-1	1-1-2	2	2	3	1	0	0	22
<b>Team</b>				1-1-2							
<b>Totals</b>	26-54	3-12	8-14	10-23-33	27	63	18	26	1	9	200

FG%	1st Half: 14-27 • 51.9%	2nd Half: 12-27 • 44.4%	Game: 48.1%
3-PT%	1st Half: 2-4 • 50.0%	2nd Half: 1-8 • 12.5%	Game: 25.0%
FT%	1st Half: 1-4 • 25.0%	2nd Half: 7-10 • 70.0%	Game: 57.1%

**HOME:** Tulane (14-4, 3-2 C-USA)

Player	FG-A	3-A	FT-A	O-D-R	PF	TP	A	TO	B	S	MIN
20 Nunn (f)	8-9	0-0	6-10	2-1-3	4	22	0	2	0	2	33
23 Aidoo (f)	4-8	2-5	4-7	1-3-4	5	14	5	3	0	2	32
11 Barnes (g)	2-8	0-2	4-4	0-1-1	3	8	5	6	0	2	27
21 Grayson (g)	3-9	2-5	2-2	1-4-5	2	10	1	5	0	2	33
32 Brown (g)	7-16	3-10	4-7	1-7-8	2	21	6	2	0	6	37
24 Kautsky	1-3	0-0	0-0	3-2-5	3	2	1	1	1	0	23
25 Snow	0-0	0-0	0-0	0-0-0	1	0	0	0	0	0	4
33 Kaljo	1-2	1-2	0-0	0-2-2	0	3	0	0	0	0	6
42 Nwokedi	0-1	0-0	0-0	1-0-1	0	0	1	0	1	0	5
<b>Team</b>				2-2-4							
<b>Totals</b>	26-56	8-24	20-30	11-22-33	20	80	19	19	2	14	200

FG%	1st Half: 13-31 • 41.9%	2nd Half: 13-25 • 52.0%	Game: 46.4%
3-PT%	1st Half: 6-15 • 40.0%	2nd Half: 2-9 • 22.2%	Game: 33.3%
FT%	1st Half: 6-7 • 85.7%	2nd Half: 14-23 • 60.9%	Game: 66.7%

Officials: John Fletcher, Shawn Marsh, Billy Smith

Attendance: 623

Score by Periods	1st	2nd	Total
Southern Miss	31	32	63
Tulane	38	42	80



# Game Recaps

TULANE UNIVERSITY

## Aidoo Leads Wave Past UTEP

Junior forward posts 15 points, 13 rebounds in 57-47 win

**NEW ORLEANS**—Tiffany Aidoo posted her first career double-double with 15 points and a career-high 13 rebounds as Tulane defeated Conference USA foe UTEP, 57-47, in Fogelman Arena.

As a team, the Green Wave hit just 35.8 percent of its shots from the field (19-of-53), including a 34.8 clip from 3-point land where the team went 8-of-23. Tulane, however, out-rebounded UTEP, 38-38, including a margin of 14-7 on the offensive glass. The Wave also held the Miners to a 35.6 percent performance from the field (16-of-45) and 25.0 percent from beyond the 3-point arc (4-of-16).

Tulane set the tone for the ballgame early as the defense held UTEP without a point for the first 6:41 and without a field goal for the first 8:31 of the contest. As a result, the Green Wave scored the first seven points of the game and led by nine at 17-8 with 6:19 left to play before the break.

The two teams traded baskets before an Ashley Milian layup sparked a 7-0 UTEP rally to cut the deficit to a pair at 19-17. Tulane went up by four twice more in the opening stanza but the Miners answered with points of their own each time to make it a 23-21 affair at halftime.

UTEP scored nine of the first 12 points of the second half to take a 30-26 lead before the Green Wave answered to tie the game at 32-32. The game was knotted twice more - 37-37 with 11:42 to go and 39-all 1:59 later. A 3-pointer by Indira Kaljo made it 49-39 in favor of the hoe team with 9:26 left in the game and Tulane never trailed again.

Kaljo's trey sparked an 8-0 Tulane run as Olivia Grayson converted a layup and Brown hit 3-of-4 free throw opportunities over the next 3:56. The Green Wave stretched the lead to double-digits at 54-44 on a Brown free throw with 1:48 left to play and the two teams traded the next six points to account for the final score.

### Tulane 57, UTEP 47

1/28/10 in New Orleans, La. - Fogelman Arena

#### VISITORS: UTEP (12-8, 3-3 C-USA)

Player	FG-A	3-A	FT-A	O-D-R	PF	TP	A	TO	B	S	MIN
12 Steinberga (f)	1-4	0-0	2-4	2-2-4	3	4	2	7	0	1	23
30 Williams (f)	2-4	0-2	0-1	1-4-5	2	4	0	0	0	0	15
3 Hughes (g)	4-13	1-6	2-2	0-0-0	2	11	2	2	1	4	38
14 Caldwell (g)	3-8	2-5	3-4	1-4-5	4	11	3	3	2	1	38
20 Truskschanina (g)	0-1	0-1	0-0	0-0-0	2	0	0	0	0	0	11
5 Guidry	0-2	0-0	2-2	0-1-1	2	2	2	2	0	1	13
11 Green	1-3	0-0	0-0	0-4-4	3	2	3	2	1	0	31
22 Millian	2-5	0-0	0-0	2-1-3	1	4	0	2	0	0	9
23 Vitola	3-5	1-2	2-2	1-3-4	3	9	0	3	1	0	20
Team	0-1-1										
Totals.....	16-45	4-16	11-15	7-21-28	22	47	10	21	5	8	200

FG%	1st Half: 7-22 • 31.8%	2nd Half: 9-23 • 39.1%	Game: 35.6%
3-PT%	1st Half: 1-9 • 11.1%	2nd Half: 3-7 • 42.9%	Game: 25.0%
FT%	1st Half: 6-6 • 100%	2nd Half: 5-9 • 55.6%	Game: 73.3%

#### HOME: Tulane (15-4, 4-2 C-USA)

Player	FG-A	3-A	FT-A	O-D-R	PF	TP	A	TO	B	S	MIN
20 Nunn (f)	3-6	0-0	1-4	3-1-4	0	7	0	2	0	2	34
23 Aidoo (f)	6-11	3-5	0-0	5-8-13	3	15	1	2	1	0	39
11 Barnes (g)	3-7	0-1	0-0	0-2-2	3	6	6	3	0	3	31
21 Grayson (g)	1-6	0-1	2-2	4-4-8	4	4	1	2	0	2	29
32 Brown (g)	3-12	3-8	8-12	0-6-6	3	17	3	3	0	3	32
24 Kautsky	1-4	0-1	0-0	0-0-0	3	2	0	3	0	0	13
25 Snow	0-0	0-0	0-0	0-0-0	0	0	0	0	0	0	0+
33 Kaljo	2-7	2-7	0-0	0-1-1	0	6	1	0	0	0	18
42 Nwokedi	0-0	0-0	0-0	1-2-3	0	0	0	1	0	0	4
Team	1-0-1										
Totals.....	19-53	8-23	11-18	14-24-38	16	57	12	19	1	10	200

FG%	1st Half: 9-26 • 34.6%	2nd Half: 10-27 • 37.0%	Game: 35.8%
3-PT%	1st Half: 3-12 • 25.0%	2nd Half: 5-11 • 45.5%	Game: 34.8%
FT%	1st Half: 2-4 • 50.0%	2nd Half: 9-14 • 64.3%	Game: 61.1%

Officials: Brian Hall, Eric Koch, Meadow Overstreet

Attendance: 438

Score by Periods	1st	2nd	Total
UTEP	21	26	47
Tulane	23	34	57

## Green Wave Wins 'Barnes' Burner

Barnes' 25 points leads Tulane past UCF, 72-70

**ORLANDO, Fla.**—The Green Wave had two players - Tiffany Aidoo and Danielle Nunn - foul out, Chassity Brown missed the final 7:47 with a hand injury, and the team trailed by double digits at 65-55 with 5:00 left in regulation.

Roshaunda Barnes, however, scored 11 of her career-high 25 points in the closing minutes of the contest to help the Green Wave improve defeat UCF, 72-70, at UCF Arena.

Trailing by 10, Barnes found Aidoo open for a 3-pointer to cut the lead to seven and sandwiched a pair of 3-pointers around two free throws to cut the deficit to one at 67-66 with 2:37 left to play. A free throw by UCF's Ashia Kelly pushed the Knights' lead back to two before Barnes hit a layup to tie the score at 68-all.

An Aisha Patrick basket and a pair of Barnes free throws re-tied the game at 70-all with 1:12 left to play. From there, it was Barnes' defense that helped Tulane score what proved to be the final points of the game. With 52 ticks left on the clock, Barnes picked off a D'Nay Daniels pass and beat the UCF defense down the court for an uncontested layup.

The Knights still had a chance to tie the game or take the lead with a 3-pointer, but the Green Wave defense held UCF to an 0-for-4 shooting performance over the final 49 seconds to spark the Tulane celebration.

Barnes scored the game's first points and a Brown layup broke a 2-2 tie to give the Green Wave the lead for the remainder of the half. The two teams traded the next 14 points to make it a 13-9 ballgame before a Barnes 3-pointer sparked a 6-0 Green Wave rally to extend the lead to double digits.

Tulane led by as many as 14 at 37-23 with 1:54 left before the break, but the Knights scored the stanza's final six points to make it a 37-29 affair at halftime. It remained an eight-point game two minutes into the second half but an Angelica Mealing jumper sparked a 31-13 UCF run over the next 11:39 to put the Knight's up by 10 with five minutes to play and set up Barnes' late-game heroics.

### Tulane 72, UCF 70

1/31/10 in Orlando, Fla. - UCF Arena

#### VISITORS: Tulane (16-4, 5-2 C-USA)

Player	FG-A	3-A	FT-A	O-D-R	PF	TP	A	TO	B	S	MIN
20 Nunn (f)	1-4	0-0	5-10	1-0-1	5	7	1	4	0	0	25
23 Aidoo (f)	4-6	2-2	0-0	0-0-0	5	10	1	0	0	1	19
11 Barnes (g)	7-11	3-4	8-10	1-2-3	2	25	4	4	2	3	37
21 Grayson (g)	3-6	1-1	2-2	1-3-4	4	9	3	3	1	1	37
32 Brown (g)	2-5	0-1	6-8	0-3-3	2	10	1	2	0	1	25
24 Kautsky	0-3	0-0	0-0	1-5-6	0	0	1	2	0	0	25
25 Snow	0-0	0-0	0-0	0-0-0	1	0	0	0	0	0	4
33 Kaljo	4-7	3-4	0-0	0-4-4	1	11	0	1	0	0	27
42 Nwokedi	0-2	0-0	0-0	0-0-0	0	0	0	1	0	1	2
Team	3-4-7										
Totals.....	21-44	9-12	21-30	7-21-28	20	72	11	17	3	7	200

FG%	1st Half: 12-28 • 42.9%	2nd Half: 9-16 • 56.3%	Game: 47.7%
3-PT%	1st Half: 4-6 • 66.7%	2nd Half: 5-6 • 83.3%	Game: 75.0%
FT%	1st Half: 9-12 • 75.0%	2nd Half: 12-18 • 66.7%	Game: 70.0%

#### HOME: UCF (4-12, 1-6 C-USA)

Player	FG-A	3-A	FT-A	O-D-R	PF	TP	A	TO	B	S	MIN
2 Daniels (f)	4-10	0-0	4-4	5-4-9	3	12	0	4	0	2	30
11 Kelly (f)	2-5	1-1	1-4	4-0-4	4	6	0	0	0	0	18
3 Mealing (g)	5-9	0-1	2-3	1-1-2	4	12	5	2	0	0	29
10 Patrick (g)	5-7	0-1	2-3	3-3-6	4	12	1	1	1	0	23
33 White (g)	5-15	2-3	2-2	3-2-5	1	14	2	4	0	0	28
5 Carter	0-3	0-0	0-0	0-1-1	1	0	0	1	0	2	7
15 Davis	0-0	0-0	0-0	1-0-1	3	0	0	2	0	0	5
21 Wiley	4-10	3-6	3-4	0-0-0	0	14	0	2	0	1	34
23 Caldwell	0-2	0-2	0-0	0-4-4	1	0	1	0	0	0	13
40 Paige	0-1	0-0	0-0	0-3-3	2	0	1	0	0	1	13
Team	1-2-3										
Totals.....	25-62	6-14	14-20	18-20-38	23	70	10	17	1	6	200

FG%	1st Half: 10-27 • 37.0%	2nd Half: 15-35 • 42.9%	Game: 40.3%
3-PT%	1st Half: 2-7 • 28.6%	2nd Half: 4-7 • 57.1%	Game: 42.9%
FT%	1st Half: 7-10 • 70.0%	2nd Half: 7-10 • 70.0%	Game: 70.0%

Officials: Lisa Jones, Dock Sisk, Will Schreiber

Attendance: 614

Score by Periods	1st	2nd	Total
Tulane	37	35	72
UCF	29	41	70

## Tulane Falls To Tulsa, 80-67

Loss snaps three-game Green Wave winning streak

**NEW ORLEANS**—Four Green Wave players finished with double-digit scoring totals but it was not enough as Tulane dropped an 80-67 decision to Conference USA foe Tulsa at Fogelman Arena.

Tulane jumped out to an early 5-2 lead but Tulsa used a 70.4 shooting percentage in the first half - connecting on 19-of-27 shot attempts - to take a 46-30 advantage at the break. The lead hovered around the 16-point margin for most of the rest of the game and the closest the Green Wave would get was 12 at 77-65 with 43 seconds left in regulation.

Danielle Nunn led Tulane with 16 points while Tiffany Aidoo and Roshaunda Barnes each tallied 13. Olivia Grayson was next for the Green Wave with 11. Aidoo paced the team on the boards with seven rebounds. Nunn, Grayson and Janique Kautsky tied for the team lead in assists with two each while Chassity Brown paced the squad with three steals.

As a team, Tulane hit just 32.8 percent of its shots (19-of-58), including a 32.1 clip in the second half on 9-of-28 shooting. Defensively, the Green Wave held Tulsa to a 39.3 shooting percentage in the second half, but the Golden Hurricane wound up hitting 54.5 percent of their shots for the game (30-of-55).

Tulsa scored the game's first points on a basket by Tekla Brooks before Tulane rattled off five straight points to take a 3-point lead. That would be the highlight for the Green Wave on the night, however, as the Golden Hurricane hit seven of their next nine shots - including a pair of 3-pointers - to take an 18-8 advantage. The Green Wave whittled the deficit down to six twice, but with Tulsa leading 23-17, the Hurricane went on a 7-1 run and never trailed by less than double digits the rest of the day.

### Tulsa 80, Tulane 67

2/5/10 in New Orleans, La. - Fogelman Arena

#### VISITORS: Tulsa (7-12, 1-7 C-USA)

Player	FG-A	3-A	FT-A	O-D-R	PF	TP	A	TO	B	S	MIN
34 Williams (f)	4-7	0-0	6-8	0-4-4	5	14	2	4	0	1	18
45 Brooks (f)	4-7	0-0	0-0	1-6-7	5	8	3	3	1	1	27
12 Mayberry (g)	9-15	2-5	3-5	1-3-4	1	23	3	2	1	3	36
24 Kermis (g)	1-4	0-0	1-4	1-2-3	1	3	5	4	0	2	29
42 Scott (g)	0-2	0-1	0-0	1-1-2	1	0	1	2	1	0	5
11 Beer	0-1	0-1	1-2	0-3-3	3	1	1	0	0	0	15
13 Deware	0-0	0-0	0-0	0-0-0	1	0	0	0	0	0	4
15 Lewis	4-6	0-0	2-2	2-3-5	3	10	0	1	0	1	14
31 Coulsnard	3-5	0-0	1-2	3-4-7	5	7	1	2	2	1	17
32 Vaughan	5-8	4-6	0-2	1-3-4	2	14	4	3	0	1	35
Team	1-3-4										
Totals.....	30-55	6-13	14-25	11-32-43	27	80	20	22	5	10	200

FG%	1st Half: 19-27 • 70.4%	2nd Half: 11-28 • 39.3%	Game: 54.5%
3-PT%	1st Half: 4-7 • 57.1%	2nd Half: 2-6 • 33.3%	Game: 46.2%
FT%	1st Half: 4-8 • 50.0%	2nd Half: 10-17 • 58.8%	Game: 56.0%

#### HOME: Tulane (16-5, 5-3 C-USA)

Player	FG-A	3-A	FT-A	O-D-R	PF	TP	A	TO	B	S	MIN
20 Nunn (f)	2-7	0-1	12-17	3-1-4	4	16	2	2	0	1	29
23 Aidoo (f)	5-12	1-5	2-3	5-2-7	3	13	1	1	0	2	33
11 Barnes (g)	5-13	1-3	2-3	0-3-3	4	13	0	4	0	2	30
21 Grayson (g)	2-9	0-1	7-9	1-2-3	2	11	2	5	1	2	31
32 Brown (g)	2-8	0-3	3-4	0-4-4	3	7	1	3	0	3	29
24 Kautsky	1-2	0-1	0-0	2-1-3	1	2	2	1	0	1	18
25 Snow	0-0	0-0	0-0	0-0-0	0	0	0	1	0	1	3
33 Kaljo	1-4	1-3	0-0	0-2-2	0	3	0	0	0	1	13
42 Nwokedi	1-1	0-0	0-0	0-0-0	1	2	0	0	0	0	4
44 Benizio	0-2	0-0	0-0	0-1-1	2	0	0	0	0	1	10
Team	3-3-6										
Totals.....	19-58	3-17	26-36	14-19-33	20	67	8	17	1	14	200

FG%	1st Half: 10-30 • 33.3%	2nd Half: 9-28 • 32.1%	Game: 32.8%
3-PT%	1st Half: 1-9 • 11.1%	2nd Half: 2-8 • 25.0%	Game: 17.6%
FT%	1st Half: 9-12 • 75.0%	2nd Half: 17-24 • 70.8%	Game: 72.2%

Officials: Carla Fountain, Laura Morris, Barry Roberts

Attendance: 384

Score by Periods	1st	2nd	Total
Tulsa	46	34	80
Tulane	30	37	67

## Wave Rolls Past SMU, 78-59

Tulane use 18-0 rally to start the second half to take control

**NEW ORLEANS**—Two days after singing the blues following a disappointing loss to Tulsa, Tulane was singing a different tune following its showdown with SMU - Dinah Washington's "What A Difference A Day Makes," to be exact.

Actually, it was two days, but the Green Wave avenged a 70-59 loss to the Mustangs back on Jan. 17 in Dallas with a 78-59 decision in Fogelman Arena.

Leading 44-31 at halftime, Tulane scored the first 17 points of the second half and cruised to the win. As a team, the Green Wave shot 51.7 percent from the field (31-of-60) and held the Mustangs to a 39.6 clip (21-of-53). Danielle Nunn and Roshaunda Barnes tied for the Tulane lead with 15 points each while Chassity Brown and Olivia Grayson tallied 13 apiece. Grayson led the Green Wave with seven rebounds, including six off the offensive glass, and Tiffany Aidoo led all players with five assists.

Tulane outscored SMU in the paint 42-18 and turned 23 Mustang turnovers into 30 points. The Green Wave also used their transition offense to near perfection, scoring 23 fast-break points to SMU's 7.

SMU's Alice Severin scored the game's first point and the Mustangs led by four early on at 6-2 and 8-4. Tulane rallied to take a 15-10 advantage 6:10 into the contest, but the Mustangs used a 9-0 rally to stake claim to a 19-15 lead three minutes later. An Aidoo 3-pointer cut the deficit to one and a Brown layup put Tulane on top 20-19, and the Green Wave would not trail again.

The Green Wave held a slim 29-27 lead with 6:49 to go before halftime before going on a 14-4 rally the remainder of the first half to go into the locker room on top by 13. Nunn scored the first five points of the second half, followed by a Barnes layup and a Brown jumper while Grayson sandwiched a pair of layups around baskets by Nunn and Kautsky to give Tulane a 61-31 lead at the 12:31 mark. The lead swelled to as many as 32 at 68-32 almost two and a half minutes later and the lead never got below 20 until the final 30 seconds of the contest.

### Tulane 80, SMU 67

2/7/10 in New Orleans, La. - Fogelman Arena

#### VISITORS: SMU (15-7, 5-4 C-USA)

Player	FG-A	3-A	FT-A	O-D-R	PF	TP	A	TO	B	S	MIN
21 Elliott (f)	0-4	0-0	0-0	2-4	6	1	0	1	3	1	0 19
24 Day (f)	2-5	0-0	1-3	3-1	4	3	5	3	3	0	2 25
40 Severin (c)	5-7	0-0	0-2	1-1	2	10	1	1	0	0	20
10 Gilliam (g)	7-19	1-6	6-6	4-5	4	21	3	5	1	3	34
41 Samuels (g)	5-12	3-8	3-4	0-4	4	2	16	1	5	0	1 40-
3 Davis	1-2	0-0	0-0	1-0	1	2	0	0	0	1	0 12
20 Brandenburg	0-0	0-0	0-0	0-0	0	0	0	0	0	0	0 6
22 Filmore	0-1	0-0	2-2	1-0	1	2	2	3	0	1	0 20
33 Mahnesmith	1-2	0-1	0-0	1-1	2	2	2	2	0	0	0 15
42 Shelton	0-1	0-0	1-2	3-1	4	0	1	0	0	0	0 9
Team				0-2	2						1
Totals.....	21-53	4-15	13-19	16-19	35	16	59	13	23	3	7 200

FG%	1st Half: 11-26 • 42.3%	2nd Half: 10-27 • 37.0%	Game: 39.6%
3-PT%	1st Half: 3-8 • 37.5%	2nd Half: 1-7 • 14.3%	Game: 26.7%
FT%	1st Half: 6-7 • 85.7%	2nd Half: 7-12 • 58.3%	Game: 68.4%

#### HOME: Tulane (16-5, 5-3 C-USA)

Player	FG-A	3-A	FT-A	O-D-R	PF	TP	A	TO	B	S	MIN
20 Nunn (f)	6-7	0-0	3-4	3-1	4	15	3	3	0	2	2 25
23 Aidoo (f)	2-8	2-4	0-0	1-3	4	1	6	5	1	0	0 28
11 Barnes (g)	5-8	2-2	3-4	1-2	3	15	3	2	0	3	2 28
21 Grayson (g)	5-9	0-1	3-3	6-1	7	2	13	1	3	0	2 19
32 Brown (g)	6-10	0-3	1-2	0-4	4	2	13	3	0	0	1 21
24 Kautsky	1-4	0-0	0-0	0-2	2	2	1	0	0	2	0 18
25 Snow	0-0	0-0	0-0	0-1	0	0	1	2	0	0	0 13
33 Kaljo	3-9	2-7	0-0	0-2	2	1	8	0	1	0	0 22
44 Nwokedi	1-1	0-0	0-0	0-1	4	2	1	1	0	0	0 9
42 Benizio	2-4	0-0	0-0	0-2	2	1	4	2	1	0	2 17
Team				1-0	1						
Totals.....	31-60	6-19	10-13	12-19	31	77	20	14	0	12	200

FG%	1st Half: 17-30 • 56.7%	2nd Half: 14-30 • 46.7%	Game: 51.7%
3-PT%	1st Half: 5-12 • 41.7%	2nd Half: 1-7 • 14.3%	Game: 31.6%
FT%	1st Half: 5-7 • 71.4%	2nd Half: 5-6 • 83.3%	Game: 76.9%

Officials: Marlin Ramsey, Metta Roberts, Ed Sidlasky

Attendance: 383

Score by Periods	1st	2nd	Total
SMU	31	28	59
Tulane	44	34	78

## Tulane Downs Marshall, 64-54

Barnes, Benizio and Brown score 13 points each in the win

**HUNTINGTON, W.Va.**—Chassity Brown, Roshaunda Barnes and Brett Benizio scored 13 points each as Tulane defeated Conference USA foe Marshall, 64-54, at the Cam Henderson Center.

The Green Wave scored the first five points of the contest and never trailed at any point in the ballgame. Tulane hit just 38.0 percent of their shots on the day (19-of-50), but hit free throws down the stretch when they counted.

Tulane led 31-20 at halftime and stretched the advantage to as many as 16 at 44-28 with 12:17 left to play in regulation. The Thundering Herd, however, rambled back to slice the deficit to eight under four minutes later and made it a six-point affair at 46-40 with 7:20 left on the clock.

The Green Wave, meanwhile, answered with a 5-0 rally to push the lead back up to 11 only to see Marshall follow with a 6-2 rally to cut the Tulane edge down to seven with 4:32 to go. A Barnes 3-pointer made it a double-digit affair and the closest the Herd would get the rest of the way was eight.

The Tulane defense had 11 steals, forced 22 turnovers and turned the Marshall miscues into 17 points. The Wave also outscored the Herd off the bench, 21-10. A big reason for that was the performance of Benizio, who hit 3-of-6 shots from the field and connected on 7-of-10 free throw opportunities while leading the team with eight rebounds. She also had a pair of blocks and an assist in her most extensive action since Tulane's 58-55 win at Tulsa on Jan. 15.

Danielle Nunn also tallied a double-digit scoring total against the Thundering Herd with 10 points and was second on the squad with seven rebounds. Barnes paced the Green Wave with four assists and Brown led all players with four steals.

Marshall's Erica Woods led all players with a game-high 16 points while Kendra King and Chantelle Handy each had 10. Handy tied Benizio for game-high rebounding honors with eight, Alaya Mitchell tied Barnes in assists with four and King paced the Herd with a pair of steals

### Tulane 64, Marshall 54

2/11/10 in Huntington, W.Va. - Cam Henderson Center

#### VISITORS: Tulane (18-5, 7-3 C-USA)

Player	FG-A	3-A	FT-A	O-D-R	PF	TP	A	TO	B	S	MIN
20 Nunn (f)	3-5	0-0	4-7	4-3	7	3	10	0	1	0	2 29
23 Aidoo (f)	2-7	1-4	0-0	0-1	1	3	5	1	2	0	1 30
11 Barnes (g)	4-9	1-2	4-5	1-3	4	2	13	4	2	0	1 34
21 Grayson (g)	1-6	0-1	0-1	2-1	3	2	2	1	4	0	2 22
32 Brown (g)	4-11	3-8	2-3	0-3	3	13	2	1	2	4	36
24 Kautsky	0-0	0-0	0-1	0-2	2	1	0	0	0	0	0 6
25 Snow	0-0	0-0	0-0	0-0	1	0	0	0	0	0	0 1
33 Kaljo	2-6	1-4	3-3	0-2	2	0	8	0	1	0	1 17
44 Benizio	3-6	0-0	7-10	3-5	8	3	13	1	3	2	0 25
Team				3-1	4						
Totals.....	19-50	6-19	20-30	13-21	34	18	64	9	14	4	11 200

FG%	1st Half: 10-30 • 33.3%	2nd Half: 9-20 • 45.0%	Game: 38.0%
3-PT%	1st Half: 4-12 • 33.3%	2nd Half: 2-7 • 28.6%	Game: 31.6%
FT%	1st Half: 7-8 • 87.5%	2nd Half: 13-22 • 59.1%	Game: 66.7%

#### HOME: Marshall (13-11, 5-6 C-USA)

Player	FG-A	3-A	FT-A	O-D-R	PF	TP	A	TO	B	S	MIN
10 King (f)	5-11	0-1	0-2	5-1	6	5	10	1	4	1	2 33
22 Handy (f)	3-9	0-0	4-9	3-5	5	10	1	4	0	1	21
5 Mitchell (g)	2-5	0-0	0-0	1-5	6	1	4	4	1	0	38
15 Woods (g)	7-14	0-1	2-2	3-4	7	3	16	1	2	0	1 38
33 Walters (g)	1-5	0-1	2-3	1-2	4	4	3	4	0	1	31
1 Gray	0-0	0-0	0-0	0-0	1	0	0	0	0	0	0+
3 Henriques	0-0	0-0	0-0	0-1	1	0	0	1	0	0	6
11 Randall	2-5	0-0	3-3	0-5	4	7	0	3	1	1	16
21 Dale	0-1	0-0	0-0	0-0	0	0	1	0	0	0	7
24 Harris	1-2	1-1	0-0	0-0	2	3	0	0	0	0	9
Team				3-6							
Totals.....	21-52	1-4	11-19	16-26	42	26	54	11	22	3	6 200

FG%	1st Half: 10-26 • 38.5%	2nd Half: 11-26 • 42.3%	Game: 40.4%
3-PT%	1st Half: 0-2 • 0.0%	2nd Half: 1-2 • 50.0%	Game: 25.0%
FT%	1st Half: 0-1 • 0.0%	2nd Half: 11-18 • 61.1%	Game: 57.9%

Officials: David Stewart, Kelly Johnson, Kevin Pethit

Attendance: 292

Score by Periods	1st	2nd	Total
Tulane	31	33	64
Marshall	20	34	54

## Tulane Halts East Carolina's Home Streak

Green Wave force 31 turnovers to down the Pirates, 56-51

**GREENVILLE, N.C.**—While connecting on just 23.7 percent of their shots from the field and hitting just five baskets in the second half, the Green Wave forced a season-high 31 turnovers and posted 11 steals as Tulane defeated East Carolina 56-51 at Minges Coliseum.

Tulane also hit 23-of-28 shots from the free throw line, including four straight by Chassity Brown in the final 58 seconds, to hand the Pirates their first home loss in 13 tries this season.

The Green Wave turned the Pirates 31 turnovers into 22 points and out-rebounded East Carolina, 39-38. Of Tulane's 39 rebounds, 13 came off the offensive glass for eight second-chance points. In addition, Tulane had 10 fast-break points, thanks in large part to its 12 steals.

Tulane rolled out of the gate, scoring the first seven points of the contest and leading by 11 at 16-5 with 11:40 to play before halftime. The Wave led by as many as 13 in the opening stanza before East Carolina cut the deficit to seven twice. Tulane led 27-18 with 1:12 left in the half and a pair of free throws by Janique Kautsky with 16 points gave the Wave an 11-point advantage at the break.

East Carolinapopened the second half with a 16-3 rally to take a 34-32 lead with 12:13 left to play. Aidoo, however, hit a 3-pointer with 9:44 left to play and the Green Wave never trailed again. Her trey sparked a 10-2 Tulane run to make it 44-37 but East Carolina answered with an 8-0 rally to tied the game at 44-all with 4:19 left in regulation.

As she had done earlier in the contest, Aidoo put Tulane back on top with her fourth 3-pointer of the night to give the Wave the lead for good. From there, Brett Benizio hit a pair of free throws, Roshaunda Barnes hit one and Brown hit two more to put Tulane ahead 52-44 with 58 seconds to go before East Carolina got back-to-back baskets by Jean Best and Allison Spivey to make it a four-point ballgame. Two more Brown free throws and a fast-break layup by Danielle Nunn accounted for Tulane's final points and a Spivey trey with 0.1 seconds remaining closed out the scoring.

### Tulane 56, East Carolina 51

2/13/10 in Greenville, N.C. - Minges Coliseum

#### VISITORS: Tulane (19-5, 8-3 C-USA)

Player	FG-A	3-A	FT-A	O-D-R	PF	TP	A	TO	B	S	MIN
20 Nunn (f)	2-8	0-0	8-8	4-5	9	1	12	1	2	0	4 32
23 Aidoo (f)	5-10	4-8	2-2	1-6	7	3	16	1	1	0	1 25
44 Benizio (c)	1-2	0-0	3-4	0-4	4	5	1	1	0	0	21
11 Barnes (g)	3-13	0-2	1-4	1-3	4	7	4	3	0	3	38
32 Brown (g)	1-11	1-8	7-8	1-2	3	10	2	5	0	2	31
21 Grayson	0-5	0-2	0-0	3-2	5	1	0	3	3	0	2 27
24 Kautsky	1-3	0-0	2-2	1-0	1	2	4	0	0	0	0 10
33 Kaljo	1-7	0-5	0-0	1-1	2	0	2	0	0	0	0 13
44 Benizio	0-0	0-0	0-0	0-0	1	0	0	2	0	0	0 3
Team				1-3	4						1
Totals.....	14-59	5-25	23-28	13-26	39	16	56	12	18	0	12 200

FG%	1st Half: 9-35 • 25.7%	2nd Half: 5-24 • 20.8%	Game: 23.7%
3-PT%	1st Half: 2-13 • 15.4%	2nd Half: 3-12 • 25.0%	Game: 20.0%
FT%	1st Half: 9-10 • 90.0%	2nd Half: 14-18 • 77.8%	Game: 82.1%

#### HOME: East Carolina (18-7, 7-5 C-USA)

Player	FG-A	3-A	FT-A	O-D-R	PF	TP	A	TO	B	S	MIN
1 Gay (f)	0-2	0-1	0-0	0-6	6	2	0	1	5	0	0 21
24 Best (c)	4-6	0-0	2-3	0-4	4	3	10	4	0	0	1 23
2 Spivey (g)	5-11	4-6	0-0	0-9	2	14	1	5	0	3	37
12 Clarke (g)	5-13	0-1	6-6	1-7	8	4	16	5	9	1	3 34
14 Stewart (g)	1-6	0-1	1-2	0-1	1	2	3	1	3	0	0 31
15 Smith	1-4	0-0	2-3	1-1	2	3	4	1	1	0	1 17
30 Hodges	0-1	0-1	2-2	0-1	1	2	0	1	0	3	14
34 Jackson	1-3	0-2	0-0	1-3	4	2	0	2	0	1	19
35 Morgan	0-0	0-0	0-0	0-0	0	0	0	0	0	0	1 3
50 Ashford	0-0	0-0	0-0	0-0	0	0	0	0	0	0	0 1
Team				1-2	3						1
Totals.....	17-46	4-12	13-16	4-34	38	21	51	9	31	1	13 200

FG%	1st Half: 5-20 • 25.0%	2nd Half: 12-26 • 46.2%	Game: 37.0%
3-PT%	1st Half: 0-2 • 0.0%	2nd Half: 4-10 • 40.0%	Game: 33.3%
FT%	1st Half: 18-20 • 80.0%	2nd Half: 5-6 • 83.3%	Game: 81.3%

Officials: Carla Fountain, Mark Hardcastle, Kelly Moyer

Attendance: 3157

# T Game Recaps

## Tulane Takes Down Memphis

Green Wave scores 52 second half points, 86-61

**NEW ORLEANS**—In each of the last four games, the Tulane University women's basketball team found itself with the best record in Conference USA only to have the share the distinction with a handful of other teams.

Following Thursday's 86-61 win over Memphis, however, the Green Wave are now alone atop the league standings as Tulane turned a one-point halftime lead into a 25-point win with a spectacular second half in Fogelman Arena. After hitting just 10-of-31 field goals in the first half and allowing the Tigers to connect at a 51.7 percent clip (15-of-29) in the opening stanza, the Green Wave bounced back to hit 16-of-36 shots (.444) while holding Memphis to a 29.4 showing (10-of-34) in the second half.

With the win, the Green Wave improve to 20-5 overall and 9-3 in league play. The win allowed Tulane to reach the 20-win plateau for the first time since its C-USA championship season of 2006-07 and gave head coach Lisa Stockton her ninth 20-win campaign at the helm of the Green Wave program. Memphis - which came to town sharing the C-USA lead - exited Fogelman 15-10 on the year and 8-4 in C-USA action.

Junior point guard Roshaunda Barnes led five Green Wave players in double digits with a game-high 21 points after hitting 6-of-10 shots from the field - including a 2-of-4 showing from the 3-point line - and going a perfect 7-of-7 from the free throw line. In addition to her scoring total, Barnes also led all players with five assists and five steals while chipping in with three rebounds.

Junior forward Tiffany Aidoo was second on the Tulane stat sheet with 14 points while senior guard Chassity Brown and freshman guard Olivia Grayson scored 11 each, and junior forward Danielle Nunn finished with 10. Brown and sophomore center Brett Benzio tied for team-high rebounding honors with eight boards apiece.

The Green Wave once again used its defense to help put points on the board. Tulane forced 24 turnovers and tallied 12 steals, and turned the Memphis miscues into 36 points. In addition, Tulane outscored Memphis off the bench, 22-14.

### Tulane 86, Memphis 61

2/18/10 in New Orleans, La. - Fogelman Arena

#### VISITORS: Memphis (15-10, 8-4 C-USA)

Player	FG-A	3-A	FT-A	O-D-R	PF	TP	A	TO	B	S	MIN
35 Dickson (f)	3-10	1-3	0-0	8-7-15	3	7	3	3	1	1	32
15 Ellis (c)	3-5	0-0	0-0	2-6-8	1	6	0	2	2	0	28
11 Winchell (g)	2-7	2-6	0-0	0-0-0	2	6	2	5	0	0	23
25 Carter (g)	8-14	1-4	2-6	1-2-3	4	19	2	5	1	1	29
32 Lonlack (g)	3-10	0-1	3-4	2-3-5	5	9	0	3	0	2	33
2 Kelsey	1-2	0-0	1-1	4-0-4	3	3	0	3	0	0	13
12 Reeves	0-0	0-0	0-0	0-0-0	0	0	0	0	0	0	1
20 Mumphy	1-3	0-0	1-2	2-2-4	5	3	1	1	0	0	16
23 Bullard	4-12	0-1	0-0	0-2-2	2	8	7	2	0	2	25
Team				3-1-4							
Totals.....	25-63	4-15	7-13	22-23-45	25	61	15	24	4	6	200

FG%	1st Half: 15-29 • 51.7%	2nd Half: 10-34 • 29.4%	Game: 38.8%
3-PT%	1st Half: 1-4 • 25.0%	2nd Half: 3-11 • 27.3%	Game: 38.5%
FT%	1st Half: 2-3 • 66.7%	2nd Half: 5-10 • 50.0%	Game: 75.0%

#### HOME: Tulane (20-5, 9-3 C-USA)

Player	FG-A	3-A	FT-A	O-D-R	PF	TP	A	TO	B	S	MIN
20 Nunn (f)	2-8	0-0	6-8	5-2-7	0	10	4	2	0	1	28
23 Aidoo (f)	4-8	4-6	2-2	3-0-3	4	14	1	1	0	0	20
44 Benzio (c)	3-11	0-0	2-2	5-3-8	1	8	1	0	2	0	25
11 Barnes (g)	6-10	2-4	7-7	2-1-3	0	21	5	3	0	5	30
32 Brown (g)	4-13	1-7	2-5	2-6-8	2	11	4	3	1	4	30
21 Grayson	4-7	2-3	1-2	1-4-5	3	11	1	1	2	1	27
24 Kautsky	1-3	0-2	0-0	1-1-2	1	2	1	1	0	1	20
25 Snow	1-1	0-0	0-0	0-0-0	0	2	1	0	0	0	2
33 Kaljo	1-5	1-4	1-2	1-1-2	0	4	0	1	0	0	16
42 Nwokedi	0-10	0-0	3-4	2-1-3	1	3	0	0	0	0	2
Team				1-1-2							
Totals.....	26-67	10-26	24-32	23-20-43	12	86	18	12	5	12	200

FG%	1st Half: 10-31 • 32.3%	2nd Half: 16-36 • 44.4%	Game: 38.8%
3-PT%	1st Half: 5-15 • 33.3%	2nd Half: 5-11 • 45.5%	Game: 38.5%
FT%	1st Half: 9-12 • 75.0%	2nd Half: 15-20 • 75.0%	Game: 75.0%

Officials: Melanie Davis, Gator Parrish, Billy Smith

Attendance: 477

Score by Periods	1st	2nd	Total
Memphis	33	28	61
Tulane	34	52	86

## Wave Rolls Past UAB, 64-56

Aidoo scores 17 points as Wave wins fifth straight

**NEW ORLEANS**—Junior Tiffany Aidoo led three Tulane players in double figures with 17 points and the Green Wave used a 22-2 first half run to take the lead for good and send its senior class of Chassity Brown and Indira Kaljo out in style with a 64-56 Conference USA victory over UAB in front of a crowd of 909 at Fogelman Arena.

In the final home game of the regular season for Tulane (21-5, 10-3 C-USA), the Wave used a combination of a suffocating full court press and a stingy half court defense to turn a 6-6 tie into a 28-8 lead with less than eight minutes expired in the opening period and extend its win streak to five games.

The game changing run began with a free throw by junior Roshaunda Barnes and then UAB (11-14, 5-8 C-USA) scored its lone points during the spurt with an Erica Simpson basket. From there, Barnes, Aidoo and senior Chassity Brown each came up with two steals apiece and 5'8" freshman guard Olivia Grayson came off the bench and blocked three shots and joined Brown and Aidoo with six points apiece during the run.

TU's defense held the Blazers scoreless for nearly five minutes and by the time UAB's Meagan Brown hit a lay-up to end the drought, the Wave led 28-10 at the midway point of the opening half. Tulane extended its advantage to as many as 22 points twice in the first period. UAB pulled within 16 points, its closest margin since the early minutes of the game, on a free throw by Tamika Dukes that brought the score to 44-28 at intermission.

Along with Aidoo, who also grabbed a team-best six boards, Barnes finished with 12 points, four assists and five steals, while Brown chipped in 11 points. A total of four Green Wave players swiped at least three steals to help Tulane total 17 thefts for the game. Grayson, a strong candidate for the C-USA Freshman of the Year, accounted for four assists, three steals and a game-high five blocks.

### Tulane 64, UAB 56

2/20/10 in New Orleans, La. - Fogelman Arena

#### VISITORS: UAB Blazers 11-14, 5-8 C-USA

Player	FG-A	3-A	FT-A	O-D-R	PF	TP	A	TO	B	S	MIN
30 Dukes (f)	6-16	0-0	5-5	4-4-8	1	17	0	0	0	3	24
42 Green (f)	2-4	0-0	0-0	2-1-3	3	4	0	0	0	1	10
02 Peterson (g)	1-2	1-2	2-2	0-0-0	2	5	1	3	0	1	27
11 Walton (g)	2-6	0-0	0-3	3-3-6	3	4	1	6	0	3	20
23 Trueheart (g)	0-4	0-0	0-1	3-3-6	3	0	1	3	0	0	14
01 Jones	3-8	0-1	2-4	2-3-5	2	8	0	1	0	2	24
12 Breaux	1-4	0-0	2-2	1-4-5	2	4	0	4	0	0	20
14 Randall	1-1	0-0	0-0	0-0-0	0	2	0	0	0	0	4
20 Harris	3-13	0-3	0-0	2-0-2	2	6	4	4	0	0	26
25 Simpson	2-2	0-0	0-0	4-1-5	0	4	0	4	0	0	7
40 Lowe	0-0	0-0	0-0	0-2-2	0	0	0	0	0	0	15
54 Brown	1-2	0-0	0-1	2-1-3	1	2	0	0	0	1	9
Team				0-5-5				2			
Totals.....	22-62	1-6	11-18	23-27-50	19	56	7	27	0	11	200

FG%	1st Half: 13-35 • 37.1%	2nd Half: 9-27 • 33.3%	Game: 35.5%
3-PT%	1st Half: 1-5 • 20.0%	2nd Half: 0-1 • 00.0%	Game: 16.7%
FT%	1st Half: 1-2 • 50.0%	2nd Half: 10-16 • 62.5%	Game: 61.1%

#### HOME: Tulane Green Wave 21-5, 10-3 C-USA

Player	FG-A	3-A	FT-A	O-D-R	PF	TP	A	TO	B	S	MIN
20 Nunn (f)	3-4	0-0	1-3	0-1-1	2	7	2	4	0	4	25
23 Aidoo (f)	7-9	3-5	0-0	0-6-6	2	17	1	2	0	3	29
44 Benzio (c)	2-4	0-0	0-1	1-1-2	0	4	0	0	1	0	17
11 Barnes (g)	5-12	0-2	2-3	1-0-1	3	12	4	3	0	5	31
32 Brown (g)	3-10	1-4	4-4	0-4-4	3	11	1	4	1	2	27
21 Grayson	3-6	0-2	1-2	1-3-4	2	7	4	1	5	3	30
24 Kautsky	1-2	1-2	0-0	2-0-2	3	0	0	0	0	0	16
25 Snow	0-1	0-0	0-0	0-0-0	0	0	0	2	0	0	3
33 Kaljo	0-9	0-9	2-2	1-3-4	2	2	0	0	0	0	16
42 Nwokedi	0-1	0-0	1-2	3-0-3	0	1	0	1	0	0	6
Team				1-3-4				1			
Totals.....	24-58	5-24	11-17	10-21-31	16	64	12	18	7	17	200

FG%	1st Half: 17-35 • 48.6%	2nd Half: 7-23 • 30.4%	Game: 41.4%
3-PT%	1st Half: 3-14 • 21.4%	2nd Half: 2-10 • 20.0%	Game: 20.8%
FT%	1st Half: 7-10 • 70.0%	2nd Half: 4-7 • 57.1%	Game: 64.7%

Officials: Joe Cunningham, Metta Roberts, Dock Sisk

Technical fouls: UAB Blazers-None. Tulane Green Wave-None.

Attendance: 909

Score by Periods	1st	2nd	Total
UAB Blazers	28	28	56
Tulane Green Wave	44	20	64

## Tulane Steams Rice In Overtime

Grayson, Nunn each notch a double-double in 81-69 victory

**HOUSTON**—Tulane freshman Olivia Grayson scored seven of her career-high 22 points in overtime and finished with 11 rebounds while junior Danielle Nunn added 21 points and 10 boards to lead the Green Wave to its sixth straight victory with an 81-69 overtime win at Tudor Fieldhouse.

Tulane (22-5, 11-3 C-USA) never trailed Rice (12-15, 6-8 C-USA), but did see the game tied four times. Tulane led by as many as 17 points in the second half after Nunn opened the period with six straight points and then hit one-of-two free throw attempts at the 15:30 mark to put the Wave up, 43-26.

Rice entered the game with just one player, Jackie Stanley, averaging double figures with 14.2 points per contest. However, the Wave shut Stanley down and held her to two points on the night and looked to be running away with the game.

But freshman Zoe Rogers, a seldom used forward, came off the bench in the second half and ignited a 37-20 run with her perfect shooting performance. Rogers came into the game averaging just 4.2 minutes per outing and had scored a grand total of 15 points during her rookie season. She nailed all nine field goal attempts, including her lone three-pointer, to lead the Owls back into the game and finished with a team-best and career-high 19 points. Rice erased the Wave's lead and tied the game at 52-all on Rogers' trey with 6:06 remaining.

Following a Rice timeout, the Owls hurried down the floor as time wound down and freshman Jessica Goswitz launched a long three-pointer from the left elbow and the ball sailed through the net with six seconds remaining to tie the game. TU had one final look in regulation, but Barnes' attempt off the back board was too hard and fell off the front of the rim as the horn sounded.

In overtime, senior Chassity Brown scored Tulane's first five points to give the visitors a quick four-point lead, but Goswitz hit one-of-two charity shots to pull Rice to within a point.

But by now, Grayson had seen enough and the Metairie, La., native reeled off seven straight points on two free throws and added a short jumper and a three-pointer to help wrap up the win. Barnes's two charity shots with 1:09 remaining extended the Tulane lead to 10 points and Rice did not threaten again.

### Tulane 81, Rice 69

2/25/10 in Houston, Texas - Tudor Fieldhouse

#### VISITORS: Tulane Green Wave 22-5, 11-3

Player	FG-A	3-A	FT-A	O-D-R	PF	TP	A	TO	B	S	MIN
20 Nunn (f)	10-13	0-0	1-2	1-9-10	3	21	1	2	0	2	33
23 Aidoo (f)	1-6	0-5	0-0	1-0-1	0	2	0	0	1	1	15
44 Benzio (c)	1-6	0-0	1-3	4-8-12	1	3	1	2	2	1	25
11 Barnes (g)	4-17	0-2	3-5	0-5-5	2	11	4	4	1	1	34
32 Brown (g)	3-7	1-2	2-4	0-0-0	2	9	1	1	0	1	23
21 Grayson	6-16	2-4	8-10	2-9-11	1	22	6	2	1	3	42
24 Kautsky	2-4	1-2	1-2	3-3-6	1	6	2	1	0	0	29
33 Kaljo	1-1	1-1	0-0	0-1-1	1	3	0	1	0	0	13
42 Nwokedi	2-2	0-0	0-0	0-2-2	1	4	0	2	0	0	11
Team				1-3-4							
Totals.....	30-72	5-16	16-26	12-40-52	12	81	15	15	5	9	225

FG%	1st Half: 12-32 • 37.5%	2nd Half: 13-32 • 40.6%	Game: 41.7%
3-PT%	1st Half: 2-8 • 25.0%	2nd Half: 1-6 • 16.7%	Game: 31.3%
FT%	1st Half: 3-7 • 42.9%	2nd Half: 7-12 • 58.3%	Game: 61.5%

#### HOME: Rice Owls 12-15, 6-8

Player	FG-A	3-A	FT-A	O-D-R	PF	TP	A	TO	B	S	MIN
01 Smart (g)	0-8	0-4	2-6	0-4-4	4	2	6	3	0	1	30
03 Walts (g)	2-9	2-6	2-2	0-2-2	0	8	3	3	0	2	37
05 Goswitz (g)	4-9	2-6	1-2	2-2-4	2	11	1	4	0	2	31
24 Stanley (f)	1-7	0-0	0-0	1-1-2	2	2	1	1	0	0	12
44 Mayse (c)	1-8	0-1	0-0	1-3-4	1	2	0	0	0	0	16
04 McKinney	2-6	0-0	2-6	1-7-8	4	6	2	2	0	1	30
11 Elliott	4-5	1-2	0-1	1-5-6	2	9	1	4	0	0	18
14 Hypolite	0-2	0-0	0-0	1-0-1	0	0	0	0	0	0	2
22 Horne	3-7	0-2	0-0	0-7-7	3	6	2	1	1	0	16
42 Taskila	2-2	0-0	0-0	0-0-0	2	4	0	2	0	0	11
43 Rogers	9-9	1-1	0-0	0-3-3	3	19	1	1	1	1	22
Team				5-1-6							
Totals.....	28-72	6-22	7-17	12-35-47	23	69	17	21	2	7	225

FG%	1st Half: 9-33 • 27.3%	2nd Half: 17-32 • 53.1%	Game: 38.9%
3-Pt.%	1st Half: 2-8 • 25.0%	2nd Half: 4-11 • 36.4%	Game: 27.3%
FT%	1st Half: 2-5 • 40.0%	2nd Half: 3-8 • 37.5%	Game: 41.2%

## Wave Fall To Houston, 74-62

Green Wave clinch at least a share of C-USA title in loss

**HOUSTON**—Tulane dropped a 74-62 decision to league foe Houston at Hofheinz Pavilion but it was not all bad news for the team in olive green and sky blue as the Green Wave clinched at least a share of the regular-season Conference USA crown as well as the No. 1 seed in the upcoming conference tournament.

While the Wave were licking their wounds following the 12-point loss to the Cougars, news traveled quickly that Memphis dropped 77-76 overtime decision to East Carolina at the FedEx Forum.

While Tulane was able to celebrate its first conference crown since the 2006-07 season, Saturday's game against the Cougars was anything but a reason to celebrate for the Green Wave. With Houston leading 11-10 with 11:39 to play in the opening half, the Cougars went on a 13-0 run over the next 4:37 to break the game open and never looked back.

Trailing by as many as 16 with 42 seconds left in the opening stanza, the Green Wave cut the lead to four at 53-49 on a 3-pointer by senior guard Chassity Brown with 8:28 remaining. Houston, however, responded with seven straight points to push the advantage back to 11. Tulane rallied to make it a six-point affair at 62-56 with 2:55 left in regulation but once again, the Cougars had an answer and scored 12 of the game's final 18 points to account for the final score.

For the game, Houston used its size advantage to outscore the Green Wave 36-20 in the paint and pulled down 57 rebounds to Tulane's 32. The Wave had 11 steals, turned the ball over just eight times and actually outscored the home team in the second half, 39-37. The early deficit, however, proved to be too much to overcome.

Brown led all players with 20 points while junior forward Danielle Nunn was next with 13. Sophomore center Brett Benzio paced the Green Wave with seven rebounds, junior point guard Roshaunda Barnes had a Tulane-best four assists, and Nunn led the squad with four steals.

### Houston 74, Tulane 62

2/27/10 in Houston, Texas - Hofheinz Pavilion

**VISITORS:** Tulane (22-6, 11-4 C-USA)

Player	FG-A	3-A	FT-A	O-D-R	PF	TP	A	TO	B	S	MIN
20 Nunn (f)	6-14	0-0	1-2	2-4-6	4	13	1	2	1	4	38
23 Aidoo (f)	2-7	1-4	0-0	3-2-5	3	5	1	1	0	3	27
44 Benzio (c)	1-5	0-0	0-0	2-5-7	3	2	1	0	1	0	17
11 Barnes (g)	3-14	0-4	3-5	0-2-2	4	9	4	3	1	1	25
32 Brown (g)	6-18	4-10	4-4	0-0-0	3	20	2	1	1	3	37
21 Grayson	1-4	0-1	0-0	1-4-5	2	2	2	0	0	0	24
28 Kautsky	3-4	2-2	0-0	0-2-2	2	8	0	0	1	0	24
33 Kaljo	1-4	1-4	0-0	0-3-3	0	3	0	1	0	0	7
42 Nwokedi	0-0	0-0	0-0	0-0-0	0	0	0	0	0	0	1
<b>Team</b>	1-12										
<b>Totals</b>	23-70	8-25	8-11	9-23-32	21	62	11	8	5	11	20

FG%	1st Half: 9-31 • 29.0%	2nd Half: 14-39 • 35.9%	Game: 32.9%
3-PT%	1st Half: 4-12 • 33.3%	2nd Half: 4-13 • 30.8%	Game: 32.0%
FT%	1st Half: 1-2 • 50.0%	2nd Half: 7-9 • 77.8%	Game: 72.7%

**HOME:** Houston (15-13, 9-6 C-USA)

Player	FG-A	3-A	FT-A	O-D-R	PF	TP	A	TO	B	S	MIN
5 Mason (f)	2-6	0-0	0-0	2-3-5	2	4	2	0	0	0	30
24 Taylor (f)	5-15	0-1	0-0	4-15-19	0	10	1	2	1	3	35
33 Mason (f)	3-7	0-0	4-7	6-3-9	4	10	1	3	3	0	26
11 Scott (g)	3-10	1-5	5-6	1-2-3	3	12	2	2	0	0	35
20 Landry (g)	6-9	0-0	4-7	1-4-5	3	16	4	7	1	1	23
21 Joseph	0-0	0-0	1-2	0-1-1	0	1	0	0	0	0	6
22 Button	4-9	1-4	2-2	0-4-4	1	11	0	0	0	0	14
34 Johnson	4-5	2-2	0-1	0-5-5	1	10	2	4	0	0	21
<b>Team</b>	4-2-6										
<b>Totals</b>	27-61	4-12	16-25	18-39-57	14	74	12	18	5	5	200

FG%	1st Half: 15-32 • 46.9%	2nd Half: 12-29 • 41.4%	Game: 44.3%
3-PT%	1st Half: 2-6 • 33.3%	2nd Half: 2-6 • 33.3%	Game: 33.3%
FT%	1st Half: 5-8 • 62.5%	2nd Half: 11-17 • 64.7%	Game: 64.0%

Officials: Mary Day, Doug Williams, Kristen McKinnon  
Attendance: 523

Score by Periods	1st	2nd	Total
Tulane	23	39	62
Houston	37	37	74

## Tulane Edges UTEP, 66-64

Green Wave claim outright C-USA Championship

**EL PASO, Texas**—Behind a career-high 23-point effort by Danielle Nunn Tulane defeated UTEP, 66-64, to improve to 23-6 overall and 12-4 in league play while clinching the outright C-USA title.

The Green Wave led for most of the ballgame, but a 3-pointer by UTEP's Sviatlana Trukshanina with 2:35 left in regulation knotted the contest at 64-all. From there, Roshaunda Barnes hit a free throw with 2:12 to go, as did Chassity Brown with 20.5 seconds remaining to stake Tulane to a two-point lead.

Instead of opting for a chance at a tie, Miners reserve post player Kristine Vitola missed a 3-pointer but UTEP got the rebound and called a timeout with 6.6 left to go. After the break in the action, UTEP worked the ball to Ashley Millan under the basket in the final seconds, but her layup attempt bounced high off the glass and Brown secured the rebound to seal the win.

Nunn led all players with 23 points and nine rebounds, connecting on 5-of-8 baskets from the field and 13-of-17 chances from the free-throw stripe. Her biggest contribution in the game, however, may have been on the defensive end of the court as she was matched up with Jareica Hughes. Hughes finished with 10 points, eight rebounds and six assists, but was just 1-of-4 from the field in the final 10 minutes and did not take a shot on the team's final two possessions with the game on the line.

Tulane scored the game's first points on a layup by Brett Benzio just 14 seconds into the contest, but UTEP rattled off five straight to take a 5-2 advantage on a Briana Green jumper and a Timika Williams 3-pointer 2:37 later. Tulane appeared to take control of the game with a 24-9 rally over an 11:27 span to take a 33-17 advantage with 1:59 to go before the break and eventually went into the locker room on top 35-23.

Down by 12 to start the second half, UTEP scored 10 of the stanza's first 12 points to cut the deficit to four only to see the Green Wave respond with a 9-2 rally to push the lead back to double digits at 45-35 with 14:46 on the clock. Tulane also held a 10-point lead at 48-38 1:57 later but the Miners would outscore the Green Wave 23-10 over the next 10 minutes to set up Trukshanina's game-tying 3-pointer and the wild finish.

### Tulane 66, UTEP 64

3/3/10 in El Paso, Texas - Don Haskins Center

**VISITORS:** Tulane (23-6, 12-4 C-USA)

Player	FG-A	3-A	FT-A	O-D-R	PF	TP	A	TO	B	S	MIN
20 Nunn (f)	5-8	0-0	13-17	1-8-9	3	23	0	4	0	0	35
23 Aidoo (f)	4-14	4-10	0-0	2-3-5	2	12	2	3	0	4	33
44 Benzio (c)	1-4	0-0	0-0	0-1-1	2	2	1	1	1	0	15
11 Barnes (g)	1-7	0-0	4-6	0-4-4	1	6	3	1	0	2	34
32 Brown (g)	2-10	0-5	3-6	1-5-6	3	7	2	2	1	1	23
21 Grayson	2-5	0-0	3-4	2-2-4	1	7	2	3	0	1	26
24 Kautsky	1-2	1-2	0-0	0-1-1	3	3	1	0	0	0	9
25 Snow	0-0	0-0	0-0	1-0-1	0	0	0	0	0	0	3
33 Kaljo	2-3	1-2	1-2	2-4-6	0	6	2	0	0	0	22
<b>Team</b>	2-0-2										
<b>Totals</b>	18-53	6-19	24-35	11-28-39	15	66	13	14	2	8	200

FG%	1st Half: 12-33 • 36.4%	2nd Half: 6-20 • 30.0%	Game: 34.0%
3-PT%	1st Half: 5-12 • 41.7%	2nd Half: 1-7 • 14.3%	Game: 31.6%
FT%	1st Half: 6-9 • 66.7%	2nd Half: 18-26 • 69.2%	Game: 68.6%

**HOME:** UTEP (15-15, 6-10 C-USA)

Player	FG-A	3-A	FT-A	O-D-R	PF	TP	A	TO	B	S	MIN
12 Steinberga (f)	2-5	0-2	3-4	1-7-8	5	7	1	4	0	0	22
20 Trukshanina (f)	4-8	3-7	0-0	0-3-3	3	11	3	1	1	0	31
30 Williams (f)	5-11	1-2	0-0	0-4-4	5	11	1	0	0	0	26
3 Hughes (g)	3-11	0-3	4-4	1-7-8	3	10	6	3	1	2	36
11 Green (g)	3-7	0-2	0-0	1-1-2	2	6	3	2	2	2	37
4 Egilite	1-3	1-3	0-0	0-0-0	2	3	0	1	0	1	10
5 Guidry	1-2	1-2	0-0	0-0-0	0	3	0	1	0	0	5
22 Millan	3-5	0-0	0-0	1-1-2	4	6	0	4	0	0	13
23 Vitola	2-6	0-3	3-7	1-3-4	2	7	1	1	0	0	20
<b>Team</b>	4-3-7										
<b>Totals</b>	24-58	6-24	10-15	9-29-38	26	64	15	17	4	5	200

FG%	1st Half: 8-25 • 32.0%	2nd Half: 16-33 • 48.5%	Game: 41.4%
3-PT%	1st Half: 3-13 • 23.1%	2nd Half: 3-11 • 27.3%	Game: 25.0%
FT%	1st Half: 4-6 • 66.7%	2nd Half: 6-9 • 66.9%	Game: 66.7%

Officials: Charles Carroll, Laurie Porter, Doug Knight  
Attendance: 1207

Score by Periods	1st	2nd	Total
Tulane	35	31	66
UTEP	23	41	64

## Brown's Late Layup Lifts Wave

Green Wave survive quarterfinal scare from UCF, 63-62

**TULSA, Okla.**—Chassity Brown hit a layup with 6.6 remaining as top-seeded Tulane came from behind to defeat eighth-seeded UCF, 63-62, to open day two of the 2010 GMC Sierra C-USA Women's Basketball Championship.

With her team trailing by three with under a minute to play, Brown cut the deficit to one on a basket with 36 seconds to play to make it a 62-61 ballgame. UCF's Ashia Kelly missed a 3-pointer on the ensuing possession and the rebound was batted around. Finally, the ball settled into the hands of Roshaunda Barnes who fired a half-court pass to a streaking Brown up the left flank for the game-winning basket.

The Green Wave got off to a slow start, missing their first four shots and hitting just 1-of-11 (.091) to open the game. The rest of the way, however, Tulane connected on 21-of-39 baskets (.538) to finish with a .440 clip (22-of-50).

Tiffany Aidoo led three Green Wave players with double-digit scoring totals with 12 while Brown finished with 11 and Danielle Nunn had 10. Olivia Grayson and Brett Benzio had seven rebounds each while Barnes posted six assists.

With the Wave struggling shooting the ball early on, UCF scored the game's first four points and raced out to an 11-point lead at 20-9 with 10:35 to play before the break. The two teams traded baskets but with UCF leading 22-11 with 8:54 remaining in the opening stanza, Tulane outscored UCF 23-12 the rest of the half to tie the game at 34-all at halftime.

The Green Wave scored the first nine points of the second half and led by as many as 11 at 49-38 with 15:19 left in regulation. The UCF defense, however, held Tulane to just a pair of field goals over the next 15:01. Like the Green Wave had done in the first half, the Knights' offense outscored the Wave 24-10 during that stretch to hold a 62-59 advantage and set up the wild finish.

UCF's Chelsie Wiley led all players with 16 points while Aisha Patrick posted the game's lone double-double with 10 points and 14 rebounds. Emma Cannon came off the bench to score 12 points and pull down eight rebounds, and Angelica Mealing led all players with seven assists.

### Tulane 63, UCF 62

3/9/10 in Tulsa, Okla. - Donald W. Reynolds Center

**VISITORS:** UCF (11-16)

Player	FG-A	3-A	FT-A	O-D-R	PF	TP	A	TO	B	S	MIN
2 Daniels (f)	2-6	0-0	2-3	1-3-4	5	6	3	1	0	1	27
11 Kelly (f)	2-9	0-4	3-6	3-2-5	1	7	0	0	0	1	25
3 Mealing (g)	3-9	0-4	2-2	2-6-8	2	8	7	2	1	1	36
10 Patrick (g)	5-16	0-0	0-0	9-5-14	3	10	1	3	0	1	40
21 Wiley (g)	6-15	4-9	0-0	0-1-1	3	16	0	0	0	2	35
5 Carter	1-1	0-0	1-1	0-0-0	1	3	0	0	0	0	1
23 Caldwell	0-1	0-1	0-0	0-0-0	0	0	0	0	0	1	3
24 Cannon	5-11	0-0	2-3	6-2-8	2	12	1	3	1	0	27
33 White	0-2	0-1	0-0	0-0-0	3	0	0	2	0	0	5
40 Paige	0-0	0-0	0-0	0-0-0	0	0	0	0	0	0	1
<b>Team</b>	3-2-5										
<b>Totals</b>	24-70	4-19	10-15	24-21-45	20	62	12	11	2	7	200

FG%	1st Half: 12-31 • 38.7%	2nd Half: 12-39 • 30.8%	Game: 34.3%
3-PT%	1st Half: 2-8 • 25.0%	2nd Half: 2-11 • 18.2%	Game: 21.1%
FT%	1st Half: 8-12 • 66.7%	2nd Half: 2-3 • 66.7%	Game: 68.7%

**HOME:** Tulane (24-6)

Player	FG-A	3-A	FT-A	O-D-R	PF	TP	A	TO	B	S	MIN
20 Nunn (f)	3-5	0-0	4-5	0-1-1	4	10	1	0	0	0	26
23 Aidoo (f)	4-11	2-8	2-4	1-2-3	3	12	2	5	0	0	36
11 Barnes (g)	1-7	0-3	2-2	0-3-3	1	4	6	2	0	0	18
21 Grayson (g)	4-9	0-1	0-0	3-4-7	1	8	3	1	0	1	32
32 Brown (g)	4-8	1-5	2-2	1-4-5	2	11	3	1	0	0	33
24 Kautsky	0-0	0-0	0-0	0-0-0	0	0	0	2	0	0	5
33 Kaljo	2-4	2-3	0-0	1-2-3	0	6	0	0	0	0	18
42 Nwokedi	0-0	0-0	4-4	0-0-0	1	4	0	0	0	0	4
44 Benzio	4-6	0-0	0-1	2-5-7	3	8	0	1	0	0	28
<b>Team</b>	3-3-6										
<b>Totals</b>	22-50	5-20	14-18	11-24-35	15	63	15	14	0	1	200

FG%	1st Half: 11-25 • 44.0%	2nd Half: 11-25 • 44.0%	Game: 44.0%
3-PT%	1st Half: 3-10 • 30.0%	2nd Half: 2-10 • 20.0%	Game: 25.0%
FT%	1st Half: 9-10 • 90.0%	2nd Half: 5-8 • 62.5%	Game: 77.8%

Officials: June Courteau, Bev Roberts, Billy Smith, Felicia Ginter  
Attendance: 1072

Score by Periods	1st	2nd	Total
------------------	-----	-----	-------

## Tulane Throttles East Carolina

Green Wave score first nine points and cruise to a 73-64 win

**TULSA, Okla.**—One day after needing a last-second basket and a defensive stand to hold off a pesky opponent, there was no need for such dramatics as top-seeded Tulane defeated No. 5 seed East Carolina, 73-64, in the semifinals of the 2010 GMC Sierra C-USA Championship.

Tulane scored the first nine points of the game and never looked back as the Green Wave advanced to the C-USA finals for the first time since the 2002 season.

During Tulane's regular-season meeting with the Pirates, the Green Wave shot a season-worst 23.7 percent from the field. On Wednesday, Tulane shot 51.1 percent from the field (24-of-47), including a 53.6 clip in the first half (15-of-28) which helped Tulane build a 41-27 halftime advantage.

The Green Wave led by as many as 20 when Tiffany Aidoo hit back-to-back 3-pointers to open the second half and make it 47-27 1:24 into the stanza. The lead never got below double digits until the final second of the contest when the Pirates' Ashley Clarke converted a layup to account for the final score.

After going ahead 9-0, Tulane pushed the lead to double digits at 18-8 with 11:31 to go before halftime. East Carolina cut the deficit to three courtesy of a 12-5 run over the next 5:28. From there, C-USA Coach of the Year Lisa Stockton called a timeout to regroup her team and the Green Wave responded with an 8-0 run and the route was on.

The lead hovered around 10 points for most of the remaining half and Indira Kaljo hit a 3-pointer with five seconds before halftime to put Tulane on top at the break, 41-27. Aidoo's fourth trey of the day put the Green Wave on top by 20 early in the second half and the advantage hovered between 16-18 points for the next 12:27. The East Carolina defense held Tulane without a field goal over the final six-plus minutes and the Pirates scored 14 of the game's final 18 points, but the game was never in doubt after the midway point of the first half.

### Tulane 73, East Carolina 64

3/10/10 in Tulsa, Okla. - Donald W. Reynolds Center

#### VISITORS: East Carolina (22-10)

Player	FG-A	3-A	FT-A	O-D-R	PF	TP	A	TO	B	S	MIN
1 Gay (f)	4-8	0-1	0-0	3-5-8	3	8	1	4	0	0	19
15 C. Smith (f)	3-5	0-0	1-2	1-0-1	2	7	0	2	1	0	15
2 Spivey (g)	3-7	3-5	0-0	0-2-2	3	9	2	1	0	4	25
12 Clarke (g)	2-5	0-1	0-0	0-1-1	3	4	2	1	0	1	18
21 K. Smith (g)	1-4	1-4	0-0	0-0-0	2	3	1	3	0	0	17
14 Stewart	3-7	0-1	1-2	3-2-5	5	7	4	1	0	1	22
22 Thys	4-6	0-0	1-1	2-0-2	2	9	0	2	0	0	11
24 Best	1-4	0-0	1-6	0-0-0	1	3	1	1	0	0	14
30 Hodges	1-6	0-3	0-0	2-2-4	2	2	1	3	0	3	23
34 Jackson	1-4	1-3	0-0	0-1-1	2	3	2	0	0	0	14
35 Morgan	2-4	0-1	0-1	1-4-5	0	4	0	0	0	0	35
50 Ashford	2-2	1-1	0-0	0-1-1	0	5	1	1	0	1	7
Team	2-3-5										
Totals.....	27-62	6-20	4-12	14-21-35	25	64	15	19	1	13	200

FG%	1st Half: 11-27 • 40.7%	2nd Half: 16-35 • 45.7%	Game: 43.5%
3-PT%	1st Half: 3-9 • 33.3%	2nd Half: 3-11 • 27.3%	Game: 30.0%
FT%	1st Half: 2-8 • 25.0%	2nd Half: 2-4 • 40.0%	Game: 33.3%

#### HOME: Tulane (25-6)

Player	FG-A	3-A	FT-A	O-D-R	PF	TP	A	TO	B	S	MIN
20 Nunn (f)	5-8	0-0	9-10	1-4-5	1	19	1	3	0	2	31
23 Aidoo (f)	5-8	4-6	2-3	2-5-7	1	16	1	1	0	2	35
44 Benzio (c)	4-5	0-0	2-3	0-4-4	2	10	2	1	2	1	19
11 Barnes (g)	6-7	0-0	2-4	0-3-3	3	14	3	8	0	2	34
32 Brown (g)	2-6	1-2	3-4	1-2-3	3	8	3	2	0	2	31
21 Grayson	1-5	0-2	1-2	1-5-6	2	3	5	3	0	0	26
24 Kautsky	0-2	0-1	0-0	0-0-0	2	0	0	0	0	0	3
33 Kaljo	1-6	1-5	0-0	0-2-2	0	3	0	1	0	0	13
42 Nwokedi	0-0	0-0	0-0	0-0-0	1	0	0	1	0	0	8
Team	1-1-2										
Totals.....	24-47	6-16	19-26	6-26-32	15	73	15	20	2	9	200

FG%	1st Half: 15-28 • 53.6%	2nd Half: 9-19 • 47.4%	Game: 51.1%
3-PT%	1st Half: 4-10 • 40.0%	2nd Half: 2-6 • 33.3%	Game: 37.5%
FT%	1st Half: 7-9 • 77.8%	2nd Half: 12-17 • 70.6%	Game: 73.1%

Officials: Lisa Mattingly, June Courteau, Lawson Newton, Carla Fountain  
Attendance: 1231

Score by Periods	1st	2nd	Total
East Carolina	27	37	64
Tulane	41	32	73

## Green Wave Cruise Past UAB, 62-54

Tulane win C-USA Tournament to punch ticket to NCAAAs

**TULSA, Okla.**—The Green Wave used a 22-2 run to open the game and survived a furious come-back attempt as top-seeded Tulane defeated No. 6 seed UAB, 62-54, in the title game of the 2010 GMC Sierra C-USA Women's Basketball Championship.

With the win, Tulane becomes the first team since the 2005-06 Tulsa club to sweep the C-USA regular-season and tournament titles to earn an automatic bid to the NCAA Tournament.

The Blazers rallied back from a 20-point, first-half deficit to make it a seven-point game at 57-50 with 2:43 to go. Tulane's lead, however, proved to be too much to overcome.

Danielle Nunn was named Tournament MVP after averaging 12.7 points and connecting on 57.0 percent of her shots from the field (11-of-19) during the tournament. She was joined on the C-USA All-Tournament squad by teammates Tiffany Aidoo and Chassity Brown. Also earning all-tourney honors were UAB's Tamika Dukes and Jala Harris.

Tulane came out of the gates on fire, scoring the first 11 points of the ballgame and running out to 22-2 lead on a Grayson jumper with 9:59 to play in the first half. The Blazers responded by outscoring the Green Wave 16-6 the rest of the way to make it a 10-point game at the half. UAB held Tulane without a field goal for over four minutes and held the Green Wave to a 3-of-13 the rest of the opening stanza to make it a 28-18 contest at the break.

The Wave scored six of the first eight points of the second half and led by as many as 16 on three occasions over the final 20 minutes. Tamika Dukes scored 14 of her game-high 16 points after halftime to lead a UAB come-back effort.

Trailing 43-27 with 11:50 left in regulation, UAB went on a 9-1 rally over the next 1:59 to make it an eight-point affair. Tulane pushed the lead back to 12 twice down the stretch, but the Blazers cut the deficit to seven at 57-50 with 2:43 to go and again at 59-52 1:22 later. The Green Wave, however, got a Tiffany Aidoo layup with 51 ticks left and a free throw by Barnes with 34 seconds remaining to put the game away.

### Tulane 62, UAB 54

3/12/10 in Tulsa, Okla. - Donald W. Reynolds Center

#### VISITORS: UAB (17-15)

Player	FG-A	3-A	FT-A	O-D-R	PF	TP	A	TO	B	S	MIN
30 Dukes (f)	7-15	0-1	2-2	1-5-6	4	16	0	2	0	0	39
42 Green (c)	0-4	0-0	0-0	1-0-1	0	0	0	0	0	0	7
2 Peterson (g)	1-5	1-5	0-0	1-4-5	3	3	0	3	0	0	38
11 Watson (g)	0-1	0-0	0-3	1-4-5	4	0	1	3	0	1	16
23 Trueheart (g)	2-5	0-0	1-3	0-3-3	1	5	3	0	2	1	19
1 Jones	5-11	0-2	4-5	1-4-5	5	14	3	5	0	3	32
20 Harris	5-15	0-4	4-4	0-2-2	4	14	3	2	0	2	32
25 Simpson	1-3	0-0	0-1	2-2-4	0	2	0	0	0	0	7
54 Brown	0-0	0-0	0-0	0-2-2	1	0	0	0	0	0	10
Team	3-2-5										
Totals.....	21-59	1-12	11-18	10-28-38	22	54	10	15	0	8	200

FG%	1st Half: 6-27 • 22.2%	2nd Half: 15-32 • 46.9%	Game: 35.6%
3-PT%	1st Half: 0-9 • 0.0%	2nd Half: 1-3 • 33.3%	Game: 8.3%
FT%	1st Half: 6-8 • 75.0%	2nd Half: 5-10 • 50.0%	Game: 61.1%

#### HOME: Tulane (26-6)

Player	FG-A	3-A	FT-A	O-D-R	PF	TP	A	TO	B	S	MIN
20 Nunn (f)	3-6	0-0	3-10	1-4-5	2	9	2	1	0	3	33
23 Aidoo (f)	3-7	1-1	2-2	0-5-5	3	9	0	2	0	0	30
44 Benzio (c)	4-6	0-0	3-4	6-11-17	4	11	0	3	0	0	35
11 Barnes (g)	3-11	1-1	2-6	0-3-3	3	9	5	3	0	2	33
32 Brown (g)	5-11	0-3	1-2	2-2-4	3	11	1	2	0	1	25
21 Grayson	4-13	0-2	3-4	0-1-1	3	11	3	3	0	2	28
24 Kautsky	1-1	0-0	0-0	0-0-0	1	2	0	0	0	0	6
25 Snow	0-0	0-0	0-0	0-0-0	0	0	0	0	0	0	0+
33 Kaljo	0-1	0-1	0-0	0-1-1	0	0	0	0	0	0	8
42 Nwokedi	0-0	0-0	0-2	0-2-2	1	0	0	1	0	0	2
Team	4-3-7										
Totals.....	23-56	2-8	14-30	13-32-45	20	62	11	16	0	8	200

FG%	1st Half: 12-31 • 38.7%	2nd Half: 11-25 • 44.0%	Game: 41.1%
3-PT%	1st Half: 1-7 • 14.3%	2nd Half: 1-1 • 100%	Game: 25.0%
FT%	1st Half: 3-3 • 100%	2nd Half: 11-27 • 40.7%	Game: 46.7%

Officials: June Courteau, Lawson Newton, Carla Fountain, Vivian Welch  
Attendance: 2795

Score by Periods	1st	2nd	Total
UAB	18	36	54
Tulane	28	34	62

## Tulane Falls To Georgia In NCAAAs

Late come-back attempt falls short in 64-59 loss

**TEMPE, Ariz.**—The quill that penned the Tulane University women's basketball's storybook season finally ran dry as the 12th-seeded Green Wave fell to No. 5 seed Georgia in the first round of the 2010 NCAA Tournament, 64-59, at Wells Fargo Arena.

Tulane trailed by 14 with 1:46 left in regulation but the Wave made things interesting as Roshaunda Barnes and Chassity Brown sandwiched 3-pointers around a Brett Benzio layup to cut the deficit to six at 62-56 less than a minute later. Georgia pushed the advantage back to eight on a pair of Ashley Houts free throws, but a trey by Indira Kaljo made it a 5-point affair with 38 ticks left to go.

That, however, would be the final points of the ballgame, and as the clock went full zeros, the chimes of midnight tolled on the Green Wave's Cinderella season.

Barnes led the Green Wave with 17 points while Brown was next with 13. Benzio paced the team with eight rebounds and two blocks, Olivia Grayson handed out a team-best four assists and the trio of Barnes, Brown and Tiffany Aidoo tied for game-high steal honors with three each.

As a team, Tulane shot 33.3 percent from the field (23-of-69) and a large reason for that was an 0-for-7 start to the game which allowed Georgia to run out to a 10-0 lead. From there, the Green Wave connected at a 59.9 clip and tied a season high with 10 3-pointers. Georgia, however, out-rebounded Tulane 47-34, including a 27-15 margin in the second half.

After falling behind by double digits, Aidoo canned Tulane's first bucket at the 15:27 mark. The Georgia lead swelled to as many as 12 in the opening period when Angel Robinson hit 1-of-2 free throws 6:06 from the opening tip, but Tulane came all the way back and used a 19-6 run to take a 23-22 advantage with 4:17 to go before halftime. The Lady Bulldogs responded with a 5-1 rally to end the half and went into the locker room at the break on top, 27-24.

The two teams traded blows early in the second half and Tulane held a two-point lead at 46-44 on a Kaljo 3-pointer with 9:08 to play in regulation. From there, however, the Green Wave hit just one of their next 12 field goals over the next 7:22 and the Lady Bulldogs took advantage with a 18-2 run to take a 14-point lead and set up the late-game dramatics.

### Georgia 64, Tulane 59

3/20/10 in Tempe, Ariz. - Well Fargo Arena

#### VISITORS: Tulane (26-7)

Player	FG-A	3-A	FT-A	O-D-R	PF	TP	A	TO	B	S	MIN
20 Nunn (f)	0-2	0-0	0-0	1-0-1	5	0	0	1	0	0	10
23 Aidoo (f)	3-8	1-6	0-0	0-3-3	1	7	1	4	0	3	31
44 Benzio (c)	4-8	0-0	1-4	6-2-8	2	9	0	2	2	0	37
11 Barnes (g)	7-19	3-8	0-0	0-2-2	3	17	3	0	0	3	35
32 Brown (g)	4-16	3-9	2-4	2-3-5	2	13	2	1	1	3	35
21 Grayson	1-5	0-2	0-0	2-2-4	4	2	4	3	0	2	22
24 Kautsky	1-2	1-2	0-0	0-3-3	2	3	0	0	0	0	13
33 Kaljo	3-9	2-8	0-0	1-1-2	1	8	1	0	0	0	17
Team	5-1-6										
Totals.....	23-69	10-35	3-8	17-17-34	20	59	11	12	3	11	200

FG%	1st Half: 10-35 • 28.6%	2nd Half: 13-34 • 38.2%	Game: 33.3%
3-PT%	1st Half: 3-14 • 21.4%	2nd Half: 7-21 • 33.3%	Game: 28.6%
FT%	1st Half: 1-4 • 25.0%	2nd Half: 2-4 • 50.0%	Game: 37.5%

#### HOME: Georgia (24-8)

Player	FG-A	3-A	FT-A	O-D-R	PF	TP	A	TO	B	S	MIN
21 Phillips (f)	1-5	0-0	0-2	3-4-7	3	2	1	4	3	0	26
33 Robinson (f)	6-7	1-1	5-7	4-9-13	0	18	1	2	3	0	35
1 Houts (g)	7-14	1-4	7-7	1-6-7	2	22	6	5	0	3	40
10 James (g)	2-8	1-3	3-4	0-6-6	3	8	5	8	0	3	40
11 Mitchell (g)	3-10	1-4	1-4	2-3-5	2	8	2	2	1	1	40
3 Armstrong	2-5	2-3	0-0	2-3-5	1	6	0	1	0	0	14
12 Hassell	0-1	0-0	0-0	1-0-1	1	0	0	0	0	0	5
Team	3-0-3										
Totals.....	21-50	6-15	16-24	16-31-47	12	64	15	23	7	7	200

FG%	1st Half: 10-21 • 47.6%	2nd Half: 11-29 • 37.9%	Game: 42.0%
3-PT%	1st Half: 3-7 • 42.9%	2nd Half: 3-8 • 37.5%	Game: 40.0%
FT%	1st Half: 4-6 • 66.7%	2nd Half: 12-18 • 66.7%	Game: 66.7%

Officials: Felicia Grinter, Catherin Cornell, Mark Munoz  
Attendance: 1455



## NCAA Tournament

### 1995 Mideast Regional

Friday, March 16 - Lubbock, Texas

(2) Texas Tech def. (15) Tulane • 87-72

### 1996 West Regional

Friday, March 15 - Boulder, Colo.

(3) Colorado def. (14) Tulane • 83-75

### 1997 East Regional

Saturday, March 15 - Washington, D.C.

(4) Tulane def. (13) Santa Barbara • 72-69

Monday, March 17 - Washington, D.C.

(5) George Washington def. Tulane • 81-67

### 1998 West Regional

Friday, March 13 - Iowa City, Iowa

(5) Kansas def. (12) Tulane • 72-68

### 1999 East Regional

Saturday, March 13 - Durham, N.C.

(11) St. Joseph's def. (6) Tulane • 83-72

### 2000 Mideast Regional

Saturday, March 18 - Lubbock, Texas

(6) Tulane def. (11) Vermont • 65-60

Monday, March 20 - Lubbock, Texas

(3) Texas Tech def. Tulane • 76-59

### 2001 Midwest Regional

Friday, March 16 - Ames, Iowa

(7) Florida State def. (10) Tulane • 72-70

### 2002 West Regional

Saturday, March 16 - Palo Alto, Calif.

(10) Tulane def. (7) Colorado State • 73-69

Monday, March 18 - Palo Alto, Calif.

(2) Stanford def. Tulane • 77-55

### 2003 West Regional

Saturday, March 22 - Palo Alto, Calif.

(6) Minnesota def. (11) Tulane • 68-48

### 2010 Sacramento Regional

Saturday, March 20 - Tempe, Ariz.

(5) Georgia def. (12) Tulane • 64-59

## Women's National Invitational Tournament

### 1994

Thursday, March 24 - Amarillo, Texas

Tulane def. Louisiana-Monroe • 78-75

Saturday, March 25 - Amarillo, Texas

Arkansas State def. Tulane • 72-66

Sunday, March 26 - Amarillo, Texas

Pittsburgh def. Tulane • 71-66

### 2007

Wednesday, March 14 - Fogelman Arena

Tulane def. Jackson State • 76-43

Sunday, March 18 - Starkville, Miss.

Mississippi State def. Tulane • 79-73

## NCAA Tournament Box Scores

### TEXAS TECH 87, TULANE 72

3/16/95 - 1st Round - Lubbock, Texas

#15 TULANE	Min	FG-A	3P-A	FT-A	O-D-TR	A	F	S	T	B	PTS
33 Kim Bryant	19	3-8	0-0	0-0	2-2-4	1	5	0	2	0	6
35 Mary Ann Marino	40	6-13	4-6	2-3	1-3-4	7	2	2	4	2	18
54 Barbara Farris	33	7-11	0-0	3-6	5-2-7	0	2	0	2	0	17
23 Christy Thomaskully	40	7-17	7-16	2-2	0-3-3	2	2	2	1	0	23
31 Kathy Young	21	1-7	0-1	0-0	3-0-3	1	2	1	3	0	2
12 Roma Coleman	1	0-0	0-0	0-0	0-0-0	0	1	0	0	0	0
21 Rodnelle Hadley	19	1-5	0-0	2-2	1-1-2	1	3	0	2	0	4
24 Marion Williams	24	1-2	0-0	0-0	0-6-6	1	2	0	3	0	2
55 Stephanie Simpson	3	0-0	0-0	0-0	0-0-0	0	0	0	0	0	0
Totals	200	26-63	11-23	9-13	15-22-37	13	19	5	18	2	72
Percentages		.413	.478	.692							

#2 TEXAS TECH	Min	FG-A	3P-A	FT-A	O-D-TR	A	F	S	T	B	PTS
34 Tabitha Truesdale	40	5-11	0-0	7-10	2-2-4	15	2	1	5	0	17
50 Melinda White	20	3-8	0-0	1-2	3-2-5	1	0	1	2	0	7
55 Michi Atkins	27	8-16	0-0	0-2	0-3-3	1	5	2	0	2	16
15 Nikki Heath	40	5-6	0-0	1-2	3-4-7	5	0	4	0	0	11
23 Noel Johnson	40	8-13	4-9	0-1	2-4-6	5	2	2	0	0	20
24 Crystal Boles	5	0-0	0-0	0-0	0-0-0	0	1	0	0	0	0
25 Connie Robinson	28	7-2	0-0	2-2	3-7-10	0	2	4	0	2	16
Totals	200	36-66	4-9	11-19	14-25-39	28	12	14	8	4	87
Percentages		.545	.444	.579							

### COLORADO 83, TULANE 75

3/15/96 - 1st Round - Boulder, Colo.

#14 TULANE	Min	FG-A	3P-A	FT-A	O-D-TR	A	F	S	T	B	PTS
33 Kim Bryant	32	3-7	0-0	2-2	2-3-5	0	4	3	2	0	8
35 Mary Ann Marino	30	8-19	2-7	1-1	2-2-4	2	3	0	2	0	19
54 Barbara Farris	29	6-11	0-0	3-3	2-8-10	2	3	1	1	0	15
11 Mary Lowry	29	5-10	1-4	2-4	2-2-4	7	4	1	3	0	13
23 Christy Thomaskully	37	6-10	5-9	0-0	0-1-1	2	4	2	0	0	17
5 Lacey Vicknair	15	1-3	0-0	1-2	0-1-1	1	3	1	2	1	3
21 Rodnelle Hadley	15	0-1	0-0	0-0	0-1-1	2	2	0	0	0	0
24 Marion Williams	5	0-0	0-0	0-0	0-0-0	0	1	0	0	0	0
32 Kristen Koch	8	0-3	0-3	0-0	2-1-3	2	3	0	1	0	0
Totals	200	29-64	8-23	9-12	10-20-30	18	27	8	11	1	75
Percentages		.453	.348	.750							

#3 COLORADO	Min	FG-A	3P-A	FT-A	O-D-TR	A	F	S	T	B	PTS
25 Lauri Weathers	16	2-4	0-0	0-1	0-1-1	1	1	0	1	0	4
33 Shelly Garcia	15	0-2	0-1	0-2	3-3-6	1	1	0	2	0	0
14 Aleksandra Sloukar	2	0-0	0-0	0-0	0-1-1	0	0	0	0	0	0
11 DeCelle Thomas	29	2-6	2-3	9-11	3-5-8	3	3	1	1	0	15
21 LaShena Graham	22	2-7	0-2	0-0	0-3-3	2	3	1	2	0	4
10 Amy Palmer	15	3-6	2-4	0-0	0-1-1	1	0	0	1	0	8
22 Alexis Felts	3	0-1	0-1	0-0	0-0-0	0	0	0	0	0	0
34 Jen Terry	18	2-2	0-0	5-7	2-2-4	2	3	1	0	0	9
40 Michelle Hasheider	18	2-5	1-3	2-4	2-3-5	4	1	1	1	0	7
44 Erin Scholz	32	8-9	0-0	3-9	3-5-8	3	3	1	1	1	19
52 Raegan Scott	30	7-14	0-0	3-4	5-2-7	5	3	1	1	3	17
Totals	200	28-56	5-14	22-38	18-26-44	22	15	8	10	4	83
Percentages		.500	.357	.579							

### TULANE 72, UC-SANTA BARBARA 69

3/15/97 - 1st Round - Washington, D.C.

#13 UCSB	Min	FG-A	3P-A	FT-A	O-D-TR	A	F	S	T	B	PTS
4 Kristi Rohr	24	4-4	0-0	3-4	0-0-0	1	4	0	4	0	11
24 Michelle Duckworth	27	0-1	0-0	0-0	1-3-4	2	5	1	0	0	0
23 Amy Smith	35	8-21	0-0	0-2	3-3-6	1	1	3	2	1	16
5 Erin Alexander	37	7-20	6-10	6-6	2-5-7	3	2	5	3	0	26
25 Stacy Clinesmith	35	3-9	1-5	3-6	0-4-4	2	2	3	4	0	10
3 Carmel Lamson	4	0-0	0-0	0-0	0-0-0	0	2	0	0	0	0
20 Rachel Mahar	16	1-2	0-0	0-0	0-1-1	0	2	0	1	1	2
21 Tawnee Cooper	6	0-1	0-0	0-0	1-0-1	0	0	0	1	0	0
22 Shelia Frail	5	0-0	0-0	0-0	0-1-1	1	0	0	1	0	0
33 Stephanie Shadwell	11	2-5	0-0	0-0	3-0-3	0	0	1	0	0	4
Totals	200	25-63	7-15	12-18	11-21-32	10	18	13	16	2	69
Percentages		.397	.467	.667							

#4 TULANE	Min	FG-A	3P-A	FT-A	O-D-TR	A	F	S	T	B	PTS
5 Lacey Vicknair	9	0-0	0-0	0-0	0-1-1	1	4	0	2	1	0
35 Mary Ann Marino	32	4-13	2-5	4-4	1-3-4	6	0	0	3	0	14
54 Barbara Farris	32	7-10	0-0	2-4	2-5-7	1	1	0	0	0	16
11 Mary Lowry	30	7-11	1-2	5-5	0-9-9	3	0	6	0	0	20
21 Rodnelle Hadley	26	1-2	0-0	1-3	1-3-4	3	4	1	4	0	3
4 Grace Daley	14	3-9	1-2	0-0	1-1-2	0	2	2	4	0	7
13 Kelly Scanlon	18	0-1	0-0	0-0	0-1-1	1	1	0	3	0	0
22 Fabrecia Roberson	3	0-0	0-0	0-0	0-0-0	0	1	0	0	0	0
24 Marion Williams	35	0-0	0-0	2-3	2-5-7	0	4	2	2	1	12
32 Kristen Koch	1	0-0	0-0	0-0	0-0-0	0	0	0	0	0	0
Totals	200	27-51	4-9	14-19	8-31-39	15	20	5	24	2	72
Percentages		.529	.444	.737							

### GEORGE WASHINGTON 81, TULANE 67

3/17/97 - 2nd Round - Washington, D.C.

#4 TULANE	Min	FG-A	3P-A	FT-A	O-D-TR	A	F	S	T	B	PTS
5 Lacey Vicknair	17	1-2	0-0	3-4	1-0-1	0	2	1	3	0	5
35 Mary Ann Marino	23	4-9	0-2	2-2	3-1-4	4	0	1	0	0	10
54 Barbara Farris	32	4-7	0-0	4-6	0-5-5	0	1	2	3	1	12
11 Mary Lowry	33	2-8	0-1	5-6	2-0-2	3	5	1	10	0	9
13 Kelly Scanlon	20	1-2	1-1	0-0	0-0-0	0	1	0	1	0	3
4 Grace Daley	24	4-10	1-4	0-2	2-8-10	0	4	4	3	0	9
21 Rodnelle Hadley	21	1-2	0-0	4-6	0-1-1	4	4	2	2	0	6
22 Fabrecia Roberson	2	0-0	0-0	0-0	1-0-1	0	0	0	1	0	0
24 Marion Williams	28	6-7	0-0	1-2	0-3-3	0	3	1	1	1	13
Totals	200	23-47	2-8	19-28	11-16-27	11	20	12	24	2	67
Percentages		.489	.250	.679							

#5 GEORGE WASHINGTON	Min	FG-A	3P-A	FT-A	O-D-TR	A	F	S	T	B	PTS
35 Lisa Cermignano	31	5-8	5-8	0-0	0-2-2	4	4	3	1	0	15
51 Noella Gomez	38	10-17	0-1	0-1	5-2-7	4	4	0	4	0	20
40 Tajama Abraham	34	10-18	0-0	1-3	2-8-10	0	3	1	2	2	21
15 Chastity Myers	35	4-7	1-2	1-3	1-3-4	5	3	1	3	1	10
21 Colleen McCrea	29	0-1	0-1	0-0	0-5-5	7	5	2	7	1	0
12 Mario Eggleston	21	1-2	1-1	8-8	0-0-0	3	3	1	4	0	11
14 Tami McGlynn	2	0-0	0-0	0-0	0-0-0	0	0	0	2	0	0
50 Khadija Deas	9	2-2	0-0	0-0	1-0-1	0	2	0	0	0	4
55 Dee Brown	1	0-0	0-0	0-0	0-0-0	0	0	0	0	0	0
Totals	200	32-55	7-13	10-15	11-21-32	23	24	8	23	8	81
Percentages		.582	.538	.667							



# Tulane In The Postseason

## TULANE 65, VERMONT 60 3/18/00 - 1st Round - Lubbock, Texas

#11 VERMONT	Min	FGM-A	3P-A	FT-A	O-D-TR	A	F	S	T	B	PTS
20 Karalyn Church	39	12-19	1-1	1-2	4-10-14	3	2	2	3	0	26
10 Dawn Cressman	36	3-9	1-6	0-1	0-7-7	3	3	1	3	0	7
11 Libby Smith	34	2-9	1-3	0-0	0-1-1	6	4	0	5	0	5
14 Christine Lauzon	33	2-5	1-4	1-3	0-2-2	0	4	1	3	0	6
33 Morgan Hall	25	2-9	1-3	3-4	3-1-4	3	3	1	3	1	8
3 Jen MacAulay	3	0-0	0-0	0-0	0-0-0	0	0	0	0	0	0
5 Therae LaRocque	1	0-0	0-0	0-0	0-0-0	0	0	0	1	0	0
21 Rachel Bryan	10	2-2	0-0	0-0	0-0-0	0	4	0	0	0	4
22 Amy Mulligan	9	2-3	0-0	0-0	2-2-4	0	4	0	2	0	4
0 Heather Burroughs	10	0-2	0-1	0-0	0-1-1	0	1	0	0	0	0
Totals	200	25-58	5-18	5-10	9-24-33	15	25	5	20	1	60
Percentages:		.431	.278	.500							

#6 TULANE	Min	FGM-A	3P-A	FT-A	O-D-TR	A	F	S	T	B	PTS
33 Janell Burse	32	3-7	0-0	1-4	4-5-9	0	4	1	3	0	7
22 Fabreca Robertson	34	2-9	0-0	0-0	2-4-6	0	2	3	1	0	4
4 Grace Daley	38	10-19	2-6	8-9	2-4-6	3	2	3	6	0	30
11 Sarah Goree	32	5-12	2-6	3-5	0-5-5	1	2	2	3	0	15
44 Taryn Turnbull	25	0-1	0-0	4-6	1-3-4	3	2	1	2	0	4
13 Kelly Scanlon	21	1-4	0-3	0-0	0-1-1	1	2	0	0	0	2
14 Jessica Carroll	2	0-0	0-0	0-0	0-0-0	0	0	0	1	0	0
31 Kiki Cizmar	3	0-1	0-0	0-0	0-1-1	0	1	0	0	0	0
34 Britt Themann	13	1-2	1-2	0-0	0-1-1	0	2	0	0	1	3
Totals	200	22-55	5-17	16-24	9-24-33	8	17	10	16	1	65
Percentages:		.400	.294	.667							

## TEXAS TECH 76, TULANE 59 3/20/00 - 2nd Round - Lubbock, Texas

#6 TULANE	Min	FGM-A	3P-A	FT-A	O-D-TR	A	F	S	T	B	PTS
33 Janell Burse	23	1-4	0-0	0-0	1-6-7	1	4	3	2	2	2
22 Fabreca Robertson	31	3-10	0-0	6-8	0-6-6	1	1	1	3	0	12
4 Grace Daley	38	8-13	0-1	8-8	2-4-6	3	2	1	8	0	24
11 Sarah Goree	33	3-6	2-3	0-0	0-4-4	2	4	0	7	0	8
44 Taryn Turnbull	20	1-1	1-1	2-2	0-0-0	0	2	1	4	0	5
13 Kelly Scanlon	26	0-1	0-1	2-2	0-1-1	1	1	1	1	0	2
14 Jessica Carroll	4	0-1	0-0	0-0	0-0-0	0	0	0	0	0	0
24 La'Shanna Norris	4	0-0	0-0	0-0	0-0-0	0	1	0	0	0	0
34 Britt Themann	21	2-5	2-3	0-0	2-0-2	0	3	1	2	0	6
Totals	200	18-41	5-9	18-20	5-18-26	8	18	8	27	2	59
Percentages:		.439	.556	.900							

#3 TEXAS TECH	Min	FGM-A	3P-A	FT-A	O-D-TR	A	F	S	T	B	PTS
54 Planette Plerson	30	7-14	0-0	5-6	3-3-6	2	2	1	1	0	19
15 Aleah Johnson	31	6-16	0-0	1-1	1-1-2	3	4	1	3	0	12
25 Keltha Dickerson	40	4-10	1-1	0-0	3-8-11	6	4	6	2	0	9
3 Melinda Phares	39	1-6	1-4	4-6	3-1-4	6	4	0	2	0	7
24 Kaltra O'Neal	39	5-13	0-0	2-2	3-2-5	7	3	4	4	0	12
1 Courtney Plaster	1	0-0	0-0	0-0	0-0-0	0	0	0	0	0	0
32 Amber Tarr	10	2-2	1-1	0-0	1-0-1	1	0	0	1	0	5
34 Tanisha Ellison	10	5-8	0-0	2-4	3-1-4	0	0	2	1	1	12
Totals	200	30-69	3-6	13-19	17-16-33	25	17	14	14	1	76
Percentages:		.431	.278	.500							

## FLORIDA STATE 72, TULANE 70 3/16/01 - 1st Round - Ames, Iowa

#10 TULANE	Min	FGM-A	3P-A	FT-A	O-D-TR	A	F	S	T	B	PTS
11 Sarah Goree	36	6-12	2-3	3-5	1-1-2	4	4	1	2	0	17
13 Kelly Scanlon	22	1-5	1-3	0-0	2-2-4	4	0	1	3	0	3
33 Janell Burse	27	8-13	0-0	6-8	4-2-6	0	3	2	2	1	22
44 Taryn Turnbull	21	1-4	0-0	2-2	2-3-5	2	3	1	0	0	4
45 Gwen Slaughter	34	4-10	0-0	3-4	1-2-3	2	2	0	2	1	11
12 Kelly Nadeau	3	0-1	0-0	0-0	0-0-0	0	0	0	0	0	0
14 Jessica Carroll	1	0-0	0-0	0-0	0-0-0	0	0	0	0	0	0
15 Tiffany Wilson	9	1-3	0-0	0-0	0-4-4	1	2	0	2	0	2
31 Teana McKiver	29	2-5	0-0	1-3	1-3-4	1	2	3	2	4	5
34 Britt Themann	18	2-6	2-4	0-0	0-1-1	2	0	1	1	0	6
Totals	200	25-59	5-11	15-22	11-21-31	18	15	9	14	6	70
Percentages:		.424	.455	.682							

#7 FLORIDA STATE	Min	FGM-A	3P-A	FT-A	O-D-TR	A	F	S	T	B	PTS
10 Lakesha Springle	27	1-1	0-0	0-0	1-4-5	4	2	3	4	0	2
12 April Traylor	34	11-17	5-7	3-5	2-3-5	2	3	1	5	0	30
13 Levys Torres	20	3-6	0-0	2-2	3-4-7	0	4	0	2	0	8
20 Katelyn Vujas	34	7-12	0-0	0-0	3-6-9	6	2	0	1	1	14
21 Brooke Wyckoff	29	2-10	1-5	0-0	1-4-5	0	2	0	3	2	5
3 Shinikki Whiting	24	4-12	0-4	0-0	1-4-5	4	3	2	0	0	8
4 Petra Hofman	13	1-1	0-0	0-0	1-0-1	2	1	1	1	0	2
25 Lako Brown	8	0-1	0-0	0-0	1-4-5	0	1	0	0	0	0
32 Molly Beal	11	1-3	1-3	0-0	0-0-0	2	0	0	0	0	3
Totals	200	30-63	7-19	5-7	14-29-43	20	18	7	18	3	72
Percentages:		.475	.368	.714							

## TULANE 73, COLORADO STATE 69 3/16/02 - 1st Round - Palo Alto, Calif.

#10 TULANE	Min	FGM-A	3P-A	FT-A	O-D-TR	A	F	S	T	B	PTS
15 Tiffany Wilson	23	3-4	0-0	0-0	0-1-1	1	5	3	0	0	6
45 Gwen Slaughter	26	6-10	0-0	3-10	4-10-14	1	3	0	4	2	15
31 Teana McKiver	29	4-10	0-0	3-6	4-4-8	0	4	0	3	1	11
11 Sarah Goree	34	4-11	0-2	3-5	1-2-3	6	2	1	3	0	11
12 Kelly Nadeau	24	3-6	2-4	2-2	0-3-3	6	1	1	5	0	10
00 Keisha Lymon	11	2-2	0-0	1-2	0-1-1	1	0	0	0	0	5
14 Jessica Carroll	1	0-0	0-0	0-0	0-0-0	0	0	0	0	0	0
20 Delacey Joseph	7	0-3	0-1	0-0	0-2-2	2	0	0	1	0	0
21 Kinya Lenix	14	0-2	0-0	1-2	0-1-1	1	0	0	0	0	1
32 Lakeltha Hampton	3	0-2	0-0	0-0	1-1-2	0	1	0	0	0	0
34 Britt Themann	28	5-7	3-5	1-2	1-3-4	0	0	1	1	0	14
Totals	200	24-57	5-12	14-29	39	18	16	6	17	3	73
Percentages:		.474	.417	.483							

#7 COLORADO STATE	Min	FGM-A	3P-A	FT-A	O-D-TR	A	F	S	T	B	PTS
00 Ashley Augspurger	24	3-11	1-6	3-4	2-5-7	1	4	1	2	1	10
22 Katie Borton	32	2-10	1-4	1-1	0-2-2	2	5	4	3	0	6
50 Shannon Strecker	19	0-1	0-1	2-2	1-2-3	0	2	0	1	0	2
11 Jasal Fernho	18	2-5	1-1	1-2	0-1-1	0	4	3	3	0	6
14 Angie Gorton	28	4-11	1-1	7-7	1-3-4	3	4	1	4	1	16
3 Ashley Venekamp	19	2-8	1-4	0-0	1-3-4	3	4	0	1	0	5
23 Lisa Narkiewicz	16	3-6	1-1	1-5	2-0-2	1	0	0	1	0	8
24 Jackie Campbell	23	3-9	0-3	1-2	1-0-1	1	0	0	0	0	7
33 Joy Jenkins	21	3-4	3-4	0-0	0-4-4	2	2	1	0	0	9
Totals	200	22-65	9-25	16-23	8-20-28	13	25	10	14	2	69
Percentages:		.338	.360	.696							

## STANFORD 77, TULANE 55 3/18/02 - 2nd Round - Palo Alto, Calif.

#10 TULANE	Min	FGM-A	3P-A	FT-A	O-D-TR	A	F	S	T	B	PTS
15 Tiffany Wilson	28	2-11	0-0	0-0	3-4-7	2	2	2	0	0	4
45 Gwen Slaughter	23	1-5	0-0	0-4	2-3-5	1	2	1	0	0	2
31 Teana McKiver	29	7-12	0-0	2-4	5-4-9	1	1	1	3	3	16
11 Sarah Goree	32	6-17	2-8	0-0	0-5-5	3	3	1	0	0	14
12 Kelly Nadeau	21	1-2	0-0	0-0	0-0-0	1	1	1	0	0	2
00 Keisha Lymon	21	2-4	0-0	5-6	2-1-3	0	3	1	1	1	9
14 Jessica Carroll	2	0-1	0-1	0-0	1-0-1	0	0	0	0	0	0
20 Delacey Joseph	3	0-1	0-0	0-0	0-1-1	0	0	0	1	0	0
21 Kinya Lenix	4	0-3	0-0	0-0	0-1-1	0	0	0	0	0	0
23 Salome Hector	10	0-1	0-0	0-0	0-0-0	0	1	0	2	0	0
24 Tymeke Moore	5	0-1	0-0	0-0	0-0-0	0	0	0	0	0	0
32 Lakeltha Hampton	2	0-1	0-0	3-4	1-1-2	0	0	0	0	0	3
34 Britt Themann	20	2-9	1-6	0-0	0-1-1	0	0	0	1	0	5
Totals	200	21-68	3-15	10-18	15-25-40	8	13	7	10	4	55
Percentages:		.309	.200	.556							

#2 STANFORD	Min	FGM-A	3P-A	FT-A	O-D-TR	A	F	S	T	B	PTS
25 Lindsey Yamasaki	28	10-20	3-9	1-3	0-2-2	3	1	1	2	2	24
34 T'Nae Thiel	31	1-4	0-1	3-4	4-6-10	3	3	0	1	0	5
41 Bethany Donaphin	29	10-11	0-0	1-2	3-5-8	1	3	0	0	1	21
05 Kelley Suminski	26	2-4	1-2	1-2	0-2-2	3	0	0	1	0	6
14 Nicole Powell	37	7-12	2-6	0-0	2-8-10	10	2	4	4	0	16
10 Becky Bonner	2	0-1	0-1	0-0	0-0-0	0	1	0	0	0	0
22 Enjoli Izidor	6	0-1	0-0	0-0	1-2-3	0	2	0	2	1	0
32 Katie Denny	2	0-0	0-0	0-0	0-1-1	0	0	0	0	0	0
33 S. Kimyacioglu	15	0-2	0-2	0-0	0-0-0	3	0	2	1	0	0
42 Lauren St. Clair	8	1-4	1-3	0-0	0-0-0	1	0	0	1	0	3

# Tulane & Conference Tournaments



## Conference USA Tournament Results

Year	Date	Tulane Seed	Round	Opp Seed	Opponent	Result/Score	Location (Arena)
1996	March 1	5	Quarterfinals	at 4	UAB	W, 72-53	Birmingham, Ala. (UAB Arena)
1996	March 2	5	Semifinals	vs 1	DePaul	L, 73-85	Birmingham, Ala. (UAB Arena)
1997	March 1	2	Quarterfinals	vs 10	Saint Louis	W, 75-57	Chicago, Ill. (Alumni Hall)
1997	March 2	2	Semifinals	vs 3	Louisville	W, 76-74	Chicago, Ill. (Alumni Hall)
1997	March 3	2	Finals	vs 4	Marquette	W, 76-53	Chicago, Ill. (Alumni Hall)
1998	Feb. 28	4	Quarterfinals	vs 5	Cincinnati	L, 62-77	Louisville, Ky. (Louisville Gardens)
1999	Feb. 27	3	Quarterfinals	vs 11	Charlotte	W, 69-60	New Orleans (Fogelman Arena)
1999	Feb. 28	3	Semifinals	vs 2	Louisville	W, 87-74	New Orleans (Fogelman Arena)
1999	March 1	3	Finals	vs 1	Cincinnati	W, 58-44	New Orleans (Fogelman Arena)
2000	March 4	2	Quarterfinals	vs 7	Cincinnati	W, 91-78	Louisville, Ky. (Freedom Hall)
2000	March 5	2	Semifinals	vs 11	Charlotte	W, 79-75	Louisville, Ky. (Freedom Hall)
2000	March 6	2	Finals	vs 8	UAB	W, 73-70	Louisville, Ky. (Freedom Hall)
2001	March 3	2	Quarterfinals	at 7	Marquette	W, 59-58	Miwaukee, Wisc. (U.S. Cellular Arena)
2001	March 4	2	Semifinals	vs 3	Houston	W, 78-74	Miwaukee, Wisc. (U.S. Cellular Arena)
2001	March 5	2	Finals	vs 5	Cincinnati	W, 63-50	Miwaukee, Wisc. (U.S. Cellular Arena)
2002	March 1	5	First	vs 12	UAB	W, 62-35	Chicago, Ill. (DePaul Athletic Center)
2002	March 2	5	Quarterfinals	at 4	DePaul	W, 88-83	Chicago, Ill. (DePaul Athletic Center)
2002	March 3	5	Semifinals	vs 1	TCU	W, 80-76 (ot)	Chicago, Ill. (DePaul Athletic Center)
2002	March 4	5	Finals	vs 3	Cincinnati	L, 56-68	Chicago, Ill. (DePaul Athletic Center)
2003	March 7	4	Quarterfinals	vs 5	TCU	L, 65-78	Memphis, Tenn. (The Pyramid)
2004	March 3	12	First	vs 5	Marquette	L, 44-61	Fort Worth, Texas (Daneel-Meyer Coliseum)
2006	March 2	6	First	vs 11	UCF	W, 69-52	Dallas, Texas (Moody Coliseum)
2006	March 3	6	Quarterfinals	at 3	SMU	L, 84-86 (3ot)	Dallas, Texas (Moody Coliseum)
2007	March 2	1	Quarterfinals	vs 9	Houston	W, 62-55	Tulsa, Okla. (Reynolds Center)
2007	March 3	1	Semifinals	vs 4	Rice	L, 52-64	Tulsa, Okla. (Reynolds Center)
2008	March 6	11	First Round	vs 6	Marshall	L, 58-65	Orlando, Fla. (New UCF Arena)
2009	March 5	6	First Round	vs 11	Tulsa	W, 49-44	New Orleans (Fogelman Arena)
2009	March 6	6	Quarterfinals	vs 3	Southern Miss	L, 55-72	New Orleans (Fogelman Arena)
2010	March 9	1	Quarterfinals	vs 8	UCF	W, 63-62	Tulsa, Okla. (Reynolds Center)
2010	March 10	1	Semifinals	vs 5	East Carolina	W, 73-64	Tulsa, Okla. (Reynolds Center)
2010	March 12	1	Finals	vs 6	UAB	W, 62-54	Tulsa, Okla. (Reynolds Center)

## C-USA Tournament Breakdown

### BY YEAR

Year	Seed	Rec.	Highest Round
1996	5	1-1	Semifinals
1997	2	3-0	Champions
1998	4	0-1	Quarterfinals
1999	3	3-0	Champions
2000	2	3-0	Champions
2001	2	3-0	Champions
2002	5	3-1	Runners-Up
2003	4	0-1	Quarterfinals
2004	12	0-1	First Round
2005	N/A	0-0	N/A
2006	6	1-1	Quarterfinals
2007	1	1-1	Semifinals
2008	11	0-1	First Round
2009	6	1-1	Quarterfinals
2010	1	3-0	Champions

### BY ROUND

Round	Record
First Round	4-2
Quarterfinals	8-4
Semifinals	6-2
Finals	5-1
with bye	17-4
without bye	5-5

### BY LOCATION

City	Record
Birmingham	1-1
Chicago	6-1
Dallas	1-1
Fort Worth	0-1
Louisville	3-1
Memphis	0-1
Miwaukee	3-0
New Orleans	4-1
Orlando	0-1
Tulsa	4-1

### BY OPPONENT

Opponent	Record
Charlotte	2-0
Cincinnati	3-2
DePaul	1-1
East Carolina	1-0
Houston	2-0
Marshall	0-1
Louisville	2-0
Marquette	2-1
Rice	0-1
Saint Louis	1-0
SMU	0-1
Southern Miss	0-1
TCU	1-1
Tulsa	1-0
UAB	4-0
UTEP	0-0
UCF	2-0
Current C-USA	10-4
Former C-USA	12-5

### BY SEED

Opponent Seed	Record
1 Seed	2-1
2 Seed	1-0
3 Seed	3-3
4 Seed	2-1
5 Seed	2-3
6 Seed	1-1
7 Seed	2-0
8 Seed	2-0
9 Seed	1-0
10 Seed	1-0
11 Seed	4-0
12 Seed	1-0
Higher Seed	5-7
Lower Seed	17-2

## Other Tournaments

### LAIWA STATE TOURNAMENT

1976	March 4	Louisiana-Monroe (1)	L, 54-65
1976	March 5	Nicholls State (1)	L, 44-49
1977	Feb. 22	at Louisiana Tech (2)	L, 52-99
1977	Feb. 23	vs Louisiana-Lafayette (2)	W, 59-55
1977	Feb. 24	vs Southern (2)	L, 50-96
1978	Feb. 23	vs Xavier (3)	L, 69-76
1978	Feb. 24	vs Louisiana-Lafayette (3)	L, 41-65
1979	Feb. 22	at Louisiana-Monroe (4)	L, 57-68
1979	Feb. 23	vs Northwestern State(4)	L, 61-66
1980	Feb. 21	vs McNeese State (2)	L, 52-75
1981	Feb. 26	vs Louisiana-Monroe (5)	W, 80-59
1981	Feb. 27	vs Southern (5)	L, 56-60

(1) New Orleans (2) Ruston, La. (3) Baton Rouge  
(4) Monroe, La. (5) Hammond, La.

### SWAIAW REGIONAL TOURNAMENT

1979	March 7	vs Houston	L, 57-65
------	---------	------------	----------

### METRO CONFERENCE TOURNAMENT

1980	Dec. 17	vs Cincinnati (1)	W, 65-56
1980	Dec. 18	vs Memphis State (1)	L, 75-62
1980	Dec. 19	at Florida State (1)	W, 95-74
1981	Feb. 5	vs Florida State (2)	W, 70-60
1981	Feb. 6	vs Memphis (2)	L, 81-88
1981	Feb. 7	vs Cincinnati (2)	L, 73-90
1982	Feb. 25	vs Virginia Tech (3)	L, 52-62
1983	Mar. 6	vs Cincinnati (4)	L, 58-82
1984	Mar. 3	vs South Carolina (5)	L, 64-74
1985	Mar. 2	vs South Carolina (6)	L, 66-76
1990	Mar. 8	vs South Carolina (5)	L, 62-71
1991	Mar. 4	vs South Carolina (4)	L, 44-80
1992	Mar. 11	vs VCU (4)	L, 58-73
1993	Mar. 10	vs Charlotte (4)	L, 44-69
1994	Mar. 8	vs South Florida (7)	W, 76-70
1994	Mar. 9	vs Southern Miss (7)	L, 69-72
1995	Mar. 8	vs South Florida (4)	W, 67-62
1995	Mar. 9	at Louisville (4)	L, 65-70 (ot)

(1) Tallahassee, Fla. (2) New Orleans (fogelam Arena)  
(3) Memphis, Tenn. (4) Louisville, Ky. (5) Cincinnati, Ohio  
(6) Hattiesburg, Miss. (7) Biloxi, Miss.



# Tulane/DoubleTree Classic

## 1996: Tulane

**MVP:** Barbara Farris (Tulane)

Dec 28 ..... First..... Colorado State 77, Rhode Island 60  
 Dec 28 ..... First..... Tulane 89, UNC Greensboro 46  
 Dec 29 ..... Consolation..... UNC Greensboro 87, Rhode Island 63  
 Dec 29 ..... Championship..... Tulane 105, Colorado State 72

All Tournament Team: Barbara Farris, Mary Ann Marino, Grace Daley (Tulane), Becky Hammon, Katie Cronin (CSU), Melinda Goodson (UNCG).

## 1997: Tulane

**MVP:** Grace Daley (Tulane)

Dec 27 ..... First..... Holy Cross 89, Richmond 74  
 Dec 27 ..... First..... Tulane 81, Appalachian State 41  
 Dec 28 ..... Consolation..... Richmond 94 Appalachian State 68  
 Dec 28 ..... Championship..... Tulane 78, Holy Cross 67

All Tournament Team: Grace Daley, Barbara Farris, Kristen Koch (Tulane), Amy O'Brien (Holy Cross), Natasha Lettsome (APSU), Jennifer Meade (Richmond)

## 1998: Tulane

**MVP:** Grace Daley (Tulane)

Dec 28 ..... First..... Maine 92, Middle Tennessee State 78  
 Dec 28 ..... First..... Tulane 92, Furman 56  
 Dec 29 ..... Consolation..... Furman 83, Middle Tennessee State 66  
 Dec 29 ..... Championship..... Tulane 85, Maine 76

All Tournament Team: Grace Daley, Janell Burse (Tulane), Jamie Cassidy, Kristen McCormick (Maine), Jackie Smith (Furman), Cortney Neeley (Middle Tennessee State)

## 1999: Tulane

**MVP:** Janelle Burse (Tulane)

Dec 27 ..... First..... West Virginia 89, Lehigh 73  
 Dec 27 ..... First..... No. 24. Tulane 81, Providence 57  
 Dec 28 ..... Consolation..... Providence 82, Lehigh 62  
 Dec 28 ..... Championship..... No. 24 Tulane 104, West Virginia 75

All Tournament Team: Janell Burse, Fabrecia Roberson, Grace Daley (Tulane), Christin Annie (WVU) Monika Roberts (Providence) Anne Tierney (Lehigh)

## 2000: Tulane

**MVP:** Janelle Burse (Tulane)

Dec 27 ..... First..... Hartford 69, Long Beach State 57  
 Dec 27 ..... First..... Tulane 69, William & Mary 51  
 Dec 28 ..... Consolation..... Long Beach State 73, William & Mary 61  
 Dec 28 ..... Championship..... Tulane 75, Hartford 45

All Tournament Team: Janell Burse, Britt Themann and Teana McKiver (Tulane), Jackie Moore (LBSU), Jen Sobota (W&M), Janeka Lopp (Hartford)

## 2001: Tulane

**MVP:** Teana McKiver (Tulane)

Dec 28 ..... First..... Virginia 73, Long Island 40  
 Dec 28 ..... First..... No. 23 Tulane 76, Buffalo 29  
 Dec 29 ..... Consolation..... Buffalo 62, Long Island 60  
 Dec 29 ..... Championship..... No. 23 Tulane 74, Virginia 63

All Tournament Team: Teana McKiver, Gwen Slaughter, Delacey Joseph (Tulane), Telisha Quarles, Brandi Teamer (Virginia), Jessica Kochendorfer (UB)

## 2002: Tulane

**MVP:** Gwen Slaughter (Tulane)

Dec 28 ..... First..... No. 19 Boston College 67, SMU 57  
 Dec 28 ..... First..... Tulane 63, UNC Greensboro 43  
 Dec 29 ..... Consolation..... SMU 62, UNC Greensboro 49  
 Dec 29 ..... Championship..... Tulane 69, No. 19 Boston College 50

All Tournament Team: Gwen Slaughter, Delacey Joseph (Tulane), Brianne Stepherson, Jessalyn Deveney (BC), Andrea Cossey (SMU), Nicole Murray (UNCG)

## 2003: San Jose State

**MVP:** Cricket Williams (SJSU)

Dec 27 ..... First..... San Jose State 71, Yale 53  
 Dec 27 ..... First..... Marist 60, Tulane 46  
 Dec 28 ..... Consolation..... Tulane 74, Yale 62  
 Dec 28 ..... Championship..... San Jose State 59, Marist 49

All Tournament Team: Cricket Williams, Tatiana Taylor (SJSU), Steph Del Preore, Maureen Magarity (Marist) Kelly Nadeau (Tulane), Christina Phillips (Yale)

## 2004: Tulane

**MVP:** D'Aundra Henry (Tulane)

Dec 28 ..... First..... Pepperdine 58, George State 41  
 Dec 28 ..... First..... Tulane 79, Stephen F. Austin 72  
 Dec 29 ..... Consolation..... Stephen F. Austin 61, Georgia State 56  
 Dec 29 ..... Championship..... Tulane 62, Pepperdine 40

All Tournament Team: D'Aundra Henry, Lakethia Hampton (Tulane), Jennifer Lacy, Daphanie Kennedy (Pepperdine), April Clyburn (Georgia State), Jennifer Simpson (Stephen F. Austin)

## 2005: Dayton

**MVP:** Cara Wright (Dayton)

Dec 28 ..... First..... Dayton 79, Toledo 77  
 Dec 28 ..... First..... Samford 64, Tulane 54  
 Dec 29 ..... Consolation..... Tulane 77, Toledo 67 (OT)  
 Dec 29 ..... Championship..... Dayton 68, Samford 59

All Tournament Team: Cara Wright, Terri Ramsey (Dayton), Jennifer Sands (Tulane), Danielle Bishop (Toledo), Cora Beth Smith, Alex Munday (Samford)

## 2006: Tulane

**MVP:** Ashley Langford (Tulane)

Dec 28 ..... First..... Texas-Arlington 66, Ole Miss 55  
 Dec 28 ..... First..... Tulane 78, Fordham 44  
 Dec 29 ..... Consolation..... Ole Miss 99, Fordham 43  
 Dec 29 ..... Championship..... Tulane 68, Texas-Arlington 65

All Tournament Team: Ashley Langford, Jami Montagnino (Tulane), Terra Wallace, Maryann Abanobi (Texas-Arlington), Beth Troutt (Fordham) Arminite Price (Ole Miss)

## 2007: Virginia Tech

**MVP:** Brittany Cook (Virginia Tech)

Dec 20 ..... First..... Robert Morris 82, Tulane 71  
 Dec 20 ..... First..... Virginia Tech 84, Texas-San Antonio 59  
 Dec 21 ..... Consolation..... Tulane 76, Texas-San Antonio 42  
 Dec 21 ..... Championship..... Virginia Tech 76, Robert Morris 67

All Tournament Team: Andrea Barbour, Brittany Cook (VT), Chinata Nesbit, Sade Logan (RMU), Ashley Langford (Tulane), Whitney York (UTSA)

## 2008: Tulane

**MVP:** Brett Benzio (Tulane)

Dec 20 ..... First..... Tulane 70, Alabama State 48  
 Dec 20 ..... First..... Providence 67, Southeast Missouri State 59  
 Dec 21 ..... Consolation..... Alabama St. 60, Southeast Missouri St. 53  
 Dec 21 ..... Championship..... Tulane 68, Providence 46

All Tournament Team: Sonya Daugherty (SEMO), Erica Lumpkin (ASU), Shantee Darrian (PC), Ashley Langford (Tulane), Megan Valicevic (Tulane), Brett Benzio (Tulane)

## 2009: Tulane

**MVP:** Danielle Nunn (Tulane)

Dec. 28 ..... First..... Tulane 82, Long Island 59  
 Dec. 28 ..... First..... Texas Tech 81, North Dakota 61  
 Dec. 29 ..... Consolation..... Long Island 83, North Dakota 62  
 Dec. 29 ..... Championship..... Tulane 67, Texas Tech 49

All-Tournament Team: Tiffany Aidoo, Danielle Nunn (Tulane), Keirra Mallard, Ashlee Roberson (TTU), Ashley Palmer (LIU), Whitney Ledger (UND)

# In-Season Tournaments



## BIG EASY CLASSIC (4-0) • 2 APPEARANCES

2008-09	Dec. 5	First Round	vs	Jackson State	W, 74-48	Lakefront Arena
2008-09	Dec. 6	Second Round	vs	Indiana State	W, 66-55	Fogelman Arena
2009-10	Dec. 4	First Round	vs	Prairie View A&M	W, 67-63	Fogelman Arena
2009-10	Dec. 5	Second Round	vs	Longwood	W, 73-58	Lakefront Arena

## CANCUN CARIBBEAN CHALLENGE (2-0) • 1 APPEARANCE

2007-08	Nov. 21	First Round	vs	Kansas State	W, 60-57	Cancun, Mexico
2007-08	Nov. 22	Second Round	vs	Northern Illinois	W, 70-57	Cancun, Mexico

## CENTURYTEL BOBCAT CLASSIC (1-1) • 1 APPEARANCE • THIRD PLACE

2004-05	Nov. 26	First Round	vs	Texas A&M	L, 64-79	San Marcos, Texas
2004-05	Nov. 27	Consolation	at	Texas State	W, 74-71	San Marcos, Texas

## COORS-ROCKY MOUNTAIN INVITE (1-1) • 1 APPEARANCE • 1 RUNNER UP

1994-95	Nov. 25	First Round	vs	Southern Utah	W, 75-67	Colorado Springs, Colo.
1994-95	Nov. 26	Championship	at	Colorado State	L, 56-76	Colorado Springs, Colo.

## DISNEYLAND FREEDOM BOWL CLASSIC (2-0) • 1 APPEARANCE • 1 CHAMPIONSHIP

1992-93	Dec. 4	First Round	at	UC Irvine	W, 64-48	Irvine, Calif.
1992-93	Dec. 5	Championship	vs	Boise State	W, 79-76	Irvine, Calif.

## FIESTA BOWL CLASSIC (1-1) • 1 APPEARANCE • 1 THIRD PLACE

2005-06	Dec. 3	First Round	vs	Chicago State	L, 64-65	Tucson, Ariz.
2005-06	Dec. 4	Consolation	vs	Lehigh	W, 65-63	Tucson, Ariz.

## FIU THANKSGIVING CLASSIC (2-0) • 1 APPEARANCE • 1 CHAMPIONSHIP

2006-07	Nov. 24	First Round	vs	Villanova	W, 72-60	Miami, Fla.
2006-07	Nov. 25	Championship	at	Florida International	W, 69-64	Miami, Fla.

## GREEN WAVE CLASSIC (4-2) • 3 APPEARANCES • 1 CHAMPIONSHIP, 2 RUNNER UP

1989-90	Dec. 1	First Round	vs	Kent State	W, 60-57	Fogelman Arena
1989-90	Dec. 2	Championship	vs	Eastern Kentucky	L, 68-71	Fogelman Arena
1993-94	Dec. 10	First Round	vs	Prairie View A&M	W, 80-38	Fogelman Arena
1993-94	Dec. 11	Championship	vs	Nicholls State	W, 70-45	Fogelman Arena
1994-95	Dec. 2	First Round	vs	Sacramento State	W, 64-55	Fogelman Arena
1994-95	Dec. 3	Championship	vs	George Washington	L, 57-69	Fogelman Arena

## HARVARD TOURNAMENT (2-0) • 1 APPEARANCE • 1 CHAMPIONSHIP

1993-94	Dec. 4	First Round	vs	Hofstra	W, 90-54	Boston, Mass.
1993-94	Dec. 5	Championship	at	Harvard	W, 93-71	Boston, Mass.

## MALIBU CLASSIC (2-0) • 1 APPEARANCE • 1 CHAMPIONSHIP

1996-97	Dec. 21	First Round	vs	Iowa State	W, 68-61	Malibu, Calif.
1996-97	Dec. 22	Championship	at	Pepperdine	W, 58-49	Malibu, Calif.

## MARRIOTT CHAMPIONSHIP (2-0) • 1 APPEARANCE • 1 CHAMPIONSHIP

1995-96	Dec. 30	First Round	vs	Robert Morris	W, 84-52	Greensboro, N.C.
1995-96	Dec. 31	Championship	at	UNC Greensboro	W, 71-69	Greensboro, N.C.

## METRO-SEC CHALLENGE (0-1) • 1 APPEARANCE

1994-95	Dec. 10	First Round	vs	Ole Miss (3)	L, 51-81	Jackson, Miss.
---------	---------	-------------	----	--------------	----------	----------------

## NAVY CLASSIC (1-1) • 1 APPEARANCE • 1 THIRD-PLACE FINISH

2009-10	Nov. 20	First Round	vs	Liberty	L, 52-63	Annapolis, Md.
2009-10	Nov. 21	Consolation	vs	Loyola (Md.)	W, 58-43	Annapolis, Md.

## NORTHERN LIGHTS INVITATIONAL (2-1) • 1 APPEARANCE • 1 THIRD PLACE

1995-96	Dec. 18	First Round	vs	Xavier (OH)	W, 71-63	Anchorage, Ak.
1995-96	Dec. 19	Second Round	vs	South Carolina	L, 66-72	Anchorage, Ak.
1995-96	Dec. 20	Third-Place Game	vs	Holy Cross	W, 66-54	Anchorage, Ak.

## OAKLAND TRIBUNE CLASSIC (1-1) • 1 APPEARANCE • 1 RUNNER UP

2003-04	Dec. 6	First Round	vs	Wichita State	W, 62-59	Berkeley, Calif.
2003-04	Dec. 7	Championship	at	Cal	L, 61-66	Berkeley, Calif.

## PRESEASON WNIT (2-4) • 3 APPEARANCES • 2 SECOND ROUND

1996-97	Nov. 15	First Round	at	Louisiana Tech	L, 50-77	Ruston, La.
2000-01	Nov. 10	First Round	vs	Grambling	W, 92-64	Fogelman Arena
2000-01	Nov. 12	Second Round	at	Texas	L, 47-71	Austin, Texas
2008-09	Nov. 14	First Round	vs	Illinois State	W, 75-62	Fogelman Arena
2008-09	Nov. 16	Second Round	at	Arizona State	L, 53-86	Tempe, Ariz.
2008-09	Nov. 20	Consolation	at	VCU	L, 49-65	Richmond, Va.

## SAN JUAN SHOOTOUT (3-0) • 1 APPEARANCE • 1 CHAMPIONSHIP

2001-02	Nov. 23	First Round	vs	UPR-Mayaguez	W, 109-39	San Juan, Puerto Rico
2001-02	Nov. 24	Semifinals	vs	Hampton	W, 82-75	San Juan, Puerto Rico
2001-02	Nov. 25	Championship	vs	Nebraska	W, 84-78	San Juan, Puerto Rico

## SUGAR BOWL CLASSIC (2-0) • 1 APPEARANCE

1995-96	Jan. 16	First Round	vs	New Orleans	W, 67-65	Louisiana Superdome
1996-97	Nov. 25	Second Round	vs	New Orleans	W, 91-77	Louisiana Superdome

## TULANE CLASSIC (2-0) • 1 APPEARANCE • 1 CHAMPIONSHIP

2003-04	Dec. 1	First Round	vs	McNeese State	W, 90-34	Fogelman Arena
2003-04	Dec. 2	Championship	vs	Florida	W, 57-51	Fogelman Arena

## WOMEN'S CLASSIC (2-0) • 1 APPEARANCE • 1 CHAMPIONSHIP

1997-98	Dec. 6	First Round	vs	Colorado	W, 63-62	Fairfield, Conn.
1997-98	Dec. 7	Championship	at	Fairfield	W, 63-36	Fairfield, Conn.



## STACEY GAUDET

Women's Sports Federation • First Team • 1987


Stacey Gaudet became Tulane's first All-American in 1987, named by the Women's Sports Federation. As a senior, Gaudet averaged a school-record 21.8 points, 8.0 rebounds and 3.8 assists per game. She held or tied for the team lead in scoring in 25 of 28 games during the 1986-87 season, and was named New Orleans MVP by the Sugar Bowl Committee.

Her 609 points as a senior came without the luxury of a 3-point basket (the 3-pointer did not come into play until the 1987-88 season), and she was named Women's Sports Federation

National Player of the Week on Jan. 18 after scoring 81 points in three games.

Gaudet finished her career as just the sixth female player from the state of Louisiana to score 2,000 or more points, and ranked in the Top 20 nationally in free throw percentage all four years of her career.

She was the first female student-athlete in Tulane history to have her number retired, and was inducted into the Tulane Hall of Fame and the Louisiana American Italian Sports Hall of Fame in 1993.



### GAUDET'S ALL-AMERICAN STATISTICS

	FG	FGA	FG%	3FG	3FGA	3%	FT	FTA	FT%	OR	DR	Reb.	A	B	S	Pts.
1986-87	232	496	.468	---	---	---	145	201	.721	---	---	215	100	0	50	609

## BARBARA FARRIS

WBCA/Kodak • Honorable Mention • 1997

Ten years after Stacey Gaudet became the first All-American in Tulane history, Barbara Farris earned honorable mention recognition on the WBCA/Kodak squad after leading the Green Wave to a 27-5 record, the C-USA regular-season and tournament titles, and a third consecutive trip to the NCAA Tournament.

A first-team All C-USA selection, Farris finished second in the conference and ranked eighth in the NCAA with a .623 field goal per-

centage, and paced the squad with 13.7 points and 7.7 rebounds per game.

Farris finished with double-digit scoring totals in 21 games as a junior, and tallied five double-doubles. She was named Conference USA Player of the Week on Jan. 13, earned MVP honors of the Tulane/Doubletree Classic and claimed a spot on the Conference USA All-Tournament Team after helping the Green Wave claim the tournament championship.



### FARRIS' ALL-AMERICAN STATISTICS

	FG	FGA	FG%	3FG	3FGA	3%	FT	FTA	FT%	OR	DR	Reb.	A	B	S	Pts.
1996-97	170	273	.623	0	0	.000	97	161	.602	85	161	246	40	14	48	437

## GRACE DALEY

Associated Press • Third Team • 2000

Associated Press • Honorable Mention • 1999

WB News Service • Honorable Mention • 2000

WBCA/Kodak • Honorable Mention • 1998-2000

The most decorated student-athlete in the history of Tulane women's basketball, Grace Daley was a three-time All-American during her Green Wave career. She earned honorable mention recognition on the WBCA/Kodak squad in each of her final three years, was named to the Associated Press honorable mention team as a junior, and claimed third-team AP All-America honors as a senior.

During her three All-American campaigns, Daley never scored fewer than 550 points, pulled down at least 100 rebounds and dished out at least 70 assists each year. In the three-year span, she averaged 20.8 points, 5.3 re-

bounds and 3.3 assists per game, and shot an astonishing .503 from the field (604-of-1200).

A three-time first-team All-Conference USA selection, Daley helped lead the Green Wave to a combined 72-18 record from 1997-98 to 1999-2000, as Tulane advanced to play in the NCAA Tournament each year and won the C-USA Tournament her junior and senior campaigns.

Daley graduated as the school's career leader in points and free throws made. Following her senior season, Daley was drafted fifth overall in the 2000 WNBA Draft by the Minnesota Lynx, and was just the second college player select-



### DALEY'S ALL-AMERICAN STATISTICS

	FG	FGA	FG%	3FG	3FGA	3%	FT	FTA	FT%	OR	DR	Reb.	A	B	S	Pts.
1997-98	193	376	.513	56	152	.368	121	162	.747	57	65	122	74	2	81	563
1998-99	184	359	.513	40	123	.325	164	201	.816	66	90	156	96	6	58	572
1999-00	227	465	.488	53	165	.321	185	239	.774	77	112	189	124	8	75	692

## JANELL BURSE

WBCA/Kodak • Honorable Mention • 2001  
Women's Basketball Journal • Fourth Team • 2000

WB News Service • Honorable Mention • 2001  
Associated Press • Honorable Mention • 2000

A three-time C-USA Defensive Player of the Year and the Sixth Player of the Year in 1999, post player Janell Burse was a three-time All-American during her career, earning the distinction from the Women's Basketball Journal and Associated Press as a junior, and claiming the honor from the Women's Basketball News Service and the WBCA as a senior.

During her two All-America campaigns, Burse averaged a double-double with 18.9 points and 10.3 rebounds per game. She also posted 146 blocks her final two seasons, and holds the school record for career blocks with 248.

Following her senior season, Burse was drafted by the WNBA's Minnesota Lynx in 2001 and won a WNBA title with the Seattle Storm in 2005.



### BURSE'S ALL-AMERICAN STATISTICS

	FG	FGA	FG%	3FG	3FGA	3%	FT	FTA	FT%	OR	DR	Reb.	A	B	S	Pts.
1999-00	233	392	.594	0	0	.000	139	228	.610	145	170	315	26	80	46	605
2000-01	233	391	.596	1	1	1.000	136	252	.540	152	190	342	30	66	46	603

## TEANA MCKIVER

WBCA/Kodak • Honorable Mention • 2003  
Basketball Times • Second Team • 2002

WomensCollegeHoops.com • Honorable Mention • 2003  
WomensCollegeHoops.com • Honorable Mention • 2002

A transfer from East Carolina, Teana McKiver made her presence felt during her three seasons with the Green Wave as she earned All-America honors as a junior and senior.

McKiver earned outright All-America recognition from Basketball Times in 2002 and from the WBCA in 2003, and was named to the WomensCollegeHoops.com Underrated All-America squad both seasons.

During her All-America campaigns, McKiver

was anything but "underrated" as she led the Green Wave in scoring and blocked shots both seasons while ranking second in rebounding. In those two years, she averaged 14.8 points, 7.3 rebounds and 2.5 blocked shots per game.

McKiver's 80 blocks in 2003 are tied for the Tulane single-season record, and despite playing just three years for the Green Wave, she ranks second in career blocks with 235.



### MCKIVER'S ALL-AMERICAN STATISTICS

	FG	FGA	FG%	3FG	3FGA	3%	FT	FTA	FT%	OR	DR	Reb.	A	B	S	Pts.
2001-02	235	377	.623	0	0	.000	104	189	.559	116	144	260	25	79	31	574
2002-03	149	262	.569	2	2	1.000	72	121	.595	67	139	206	52	80	35	372

## ASHLEY LANGFORD

Women's Basketball News Service • Freshman All-America • 2006

With D'Aundra Henry taking a medical red-shirt, freshman Ashley Langford was forced to be the starting -- and sometimes the only active -- point guard. The native of Harrisburg, Pa., responded by shattering two Tulane assist marks en route to freshman All-America honors.

Langford, who was named to the C-USA All-Freshman team, averaged 6.58 assists per game, which led all freshmen nationally, was

fifth among all players, and led C-USA. She dished out 171 assists (topping the Tulane single-season record of 139) and broke Tulane's and tied C-USA's single game mark with 14.

She recorded five double-digit assist games and led Tulane in steals (48) and minutes (38.4). She averaged 9.0 points and 3.5 rebounds per game.



### LANGFORD'S ALL-AMERICAN STATISTICS

	FG	FGA	FG%	3FG	3FGA	3%	FT	FTA	FT%	OR	DR	Reb.	A	B	S	Pts.
2005-06	69	226	.305	10-46	46	.217	85	98	.867	20	70	90	171	1	48	233



# Honor Roll



A three-time All-Conference USA honoree, guard Grace Daley was named the league's Freshman of the Year in 1997 and its Player of the Year in 2000.

## All-Metro Conference

1991-92	Keisha Johnson, F.....	2nd Team
1989-90	Carmen Jones, G.....	1st Team
1992-93	Keisha Johnson, F.....	1st Team
1993-94	Keisha Johnson, F.....	1st Team
1994-95	Barbara Farris, G.....	1st Team
	Christy Thomaskutty, G..	2nd Team

## C-USA All-Defensive Team

2006-07	D'Aundra Henry.....	G
2009-10	Chassity Brown.....	G

## C-USA All-Freshman Team

1996-97	Kelly Scanlon.....	G
	Grace Daley.....	G
1998-99	Sarah Goree.....	G
2005-06	Ashley Langford.....	G
2008-09	Brett Benzio.....	C
2009-10	Olivia Grayson.....	G

## Metro Conference All-Rookie Team

1990-91	Keisha Johnson.....	F
1991-92	Roma Coleman.....	G
1992-93	Christy Thomaskutty.....	G
	Mary Ann Marino.....	F
1994-95	Barbara Farris.....	C

## C-USA Tournament MVP

1997	Mary Lowry.....	G
1999	Grace Daley.....	G
2000	Janell Burse.....	C
2010	Danielle Nunn.....	F

## C-USA All-Tournament Team

1997	Barbara Farris.....	C
	Mary Lowry.....	G
	Mary Ann Marino.....	F
1999	Janell Burse.....	C
	Grace Daley.....	G
2000	Janell Burse.....	C
	Grace Daley.....	G
2001	Janell Burse.....	C
2002	Sarah Goree.....	G
2006	Jami Montagnino.....	G
2010	Tiffany Aidoo.....	G
	Chassity Brown.....	G
	Danielle Nunn.....	F

## Metro Conference All-Tournament Team

1980	Terry Johnson.....	F
1981	Patricia "O.J." Toujouse.....	F
1990	Carmen Jones.....	G
1994	Christy Thomaskutty.....	G
1995	Barbara Farris.....	C

## C-USA Player of the Week

1995-96	Barbara Farris.....	1/2/96
1996-97	Barbara Farris.....	1/13/97
	Grace Daley.....	2/17/97
1997-98	Grace Daley.....	2/9/98
1998-99	Grace Daley.....	12/14/98
	Janell Burse.....	1/25/99
1999-2000	Grace Daley.....	12/13/99
	Grace Daley.....	12/20/99
	Janell Burse.....	1/3/00
	Janell Burse.....	2/21/00
2000-01	Janell Burse.....	1/8/01
	Sarah Goree.....	1/22/01
2001-02	Delacey Joseph.....	12/10/01
	Teana McKiver.....	2/25/02
2002-03	Gwen Slaughter.....	12/16/02
	Gwen Slaughter.....	2/3/03
2004-05	Lakethia Hampton.....	1/3/05
2006-07	Jami Montagnino.....	1/15/07
2009-10	Roshaunda Barnes.....	2/22/10

## C-USA Rookie/Freshman Of The Week

2008-09	Brett Benzio.....	1/5/09
	Indira Kaljo.....	2/9/09
2009-10	Olivia Grayson.....	2/22/10

## Metro Conference Player of the Week

1989-90	Carmen Jones.....	12/3/89
	Carmen Jones.....	1/3/90
1990-91	Keisha Johnson.....	2/19/91
1992-93	Keisha Johnson.....	1/12/93
	Mary Ann Marino.....	2/16/03
1993-94	Mary Ann Marino.....	12/7/93
	Keisha Johnson.....	1/18/94
1994-95	Barbara Farris.....	1/24/95



Center Janell Burse was named Conference USA Defensive Player of the Year from 1999-2001 and earned C-USA Tournament MVP honors in 2000.

## C-USA Player of the Year

1999-2000	Grace Daley.....	G
-----------	------------------	---

## C-USA Defensive Player of the Year

1998-99	Janell Burse.....	C
1999-2000	Janell Burse.....	C
2000-01	Janell Burse.....	C

## C-USA 6th Player of the Year

1996-97	Grace Daley.....	G
1998-99	Janell Burse.....	C
2000-01	Teana McKiver.....	C

## C-USA Newcomer of the Year

2008-09	Indira Kaljo.....	G
---------	-------------------	---

## C-USA Freshman of the Year

1996-97	Grace Daley.....	G
---------	------------------	---

## Metro Conference Freshman of the Year

1994-95	Barbara Farris.....	C
---------	---------------------	---

## C-USA Coach of the Year

2006-07	Lisa Stockton
2009-10	Lisa Stockton

## Metro Conference Coach of the Year

1994-95	Lisa Stockton
---------	---------------

## All-Conference USA

1995-96	Barbara Farris, C.....	2nd Team
1996-97	Barbara Farris, C.....	1st Team
	Mary Lowry, G.....	2nd Team
1997-98	Grace Daley, G.....	1st Team
	Barbara Farris, C.....	2nd Team
1998-99	Grace Daley, G.....	1st Team
	Janell Burse, C.....	3rd Team
1999-2000	Janell Burse, C.....	1st Team
	Grace Daley, G.....	1st Team
2000-01	Janell Burse, C.....	1st Team
	Sarah Goree, G.....	3rd Team
	Gwen Slaughter, F.....	3rd Team
2001-02	Teana McKiver, C.....	2nd Team
2002-03	Teana McKiver, C.....	2nd Team
	Gwen Slaughter, F.....	2nd Team
2004-05	Lakethia Hampton, F.....	3rd Team
2005-06	Jennifer Sands, F.....	3rd Team
2006-07	Jami Montagnino, G.....	1st Team
	D'Aundra Henry, G.....	3rd Team
2007-08	Ashley Langford, G.....	3rd Team
2008-09	Ashley Langford, G.....	3rd Team
2009-10	Chassity Brown, G.....	2nd Team
	Danielle Nunn, F.....	3rd Team

## Mary Schlagman • Team USA • 1985



Mary Schlagman is the only player in the history of Tulane women's basketball to don the Red, White and Blue as she represented the United States as a member of the 1985 National Team in the Maccabiah games. On the hardwood, Schlagman averaged 20 points and 15 rebounds in helping the U.S. to a gold medal. She also was selected to participate in the track & field events as well, and finished fourth in the high jump.

# 25th Anniversary Team



In the spring of 2001, Tulane celebrated 25 years of Green Wave women's basketball. Highlighting the weekend-long celebration was a Silver Anniversary Banquet, where the Wave announced an 11-member 25th Anniversary Team. Voted on by a panel of former players, the team features the best of the best of Tulane women's basketball.

*From left to right: Mary Ann Marino, Terry Johnson D'Angelo, Daryl Kimche, Barbara Farris, Grace Daley, Janell Burse, Carmen Jones Thomas, Keisha Johnson, Stacey Gaudet Berry, Sherri Fuqua Retif. Not pictured: Christy Thomaskutty.*

Name	Years	Pos	Hometown	GP	GS	FG%	3P%	FT%	Reb.	Avg.	A	Blk	Stl	Pts.	Avg.
Janelle Burse	1997-2001	Center	New Orleans, La	116	.65	.579	1.00	.563	871	7.5	71	248	108	1625	14.0
Grace Daley	1996-2000	Guard	Ocala, Fla	122	88	.502	.356	.777	594	4.9	345	18	289	2249	18.4
Barbara Farris	1994-1998	Center	Harvey, La.	118	114	.637	.500	.596	939	8.0	105	47	144	1729	14.7
Sherri Fuqua	1978-1982	Guard	Slidell, La.	104	-	.440	---	.762	383	3.7	380	-	-	1185	11.4
Stacey Gaudet	1983-1987	Guard	Kenner, La.	112	-	.439	---	.805	720	6.4	375	-	-	2080	18.6
Keisha Johnson	1990-1994	Forward	Morgan City, La.	112	108	.609	---	.559	1048	9.4	72	257	222	1826	16.3
Terry Johnson	1978-1981	Forward	Morgan City, La.	75	-	.485	---	.588	594	7.9	23	-	-	1358	18.1
Carmen Jones	1986-1990	Guard	New Orleans, La.	111	-	.447	.289	.683	744	6.7	367	10	307	1876	16.9
Daryl Kimche	1980-1984	Guard	Washington, D.C.	104	-	.461	---	.721	445	4.3	306	-	-	1363	13.1
Mary Ann Marino	1992-1997	Guard	Metairie, La.	121	114	.394	.307	.814	502	4.2	325	9	36	1234	9.8
Christy Thomaskutty	1992-1996	Guard	Somerville, Ala.	118	99	.381	.379	.778	346	2.9	367	6	172	1331	11.3

## Retired Numbers



*Stacey Gaudet was the first student-athlete in Tulane women's basketball history to have her jersey retired. Joining her at the presentation is Margaret Kelly, wife of then-University President Eamon Kelly and an avid supporter of the Green Wave women's basketball program.*



*The Tulane women's basketball team honored all-time leading scorer Grace Daley at halftime of its Dec. 29, 2006 game against Fordham by retiring her No. 4 jersey. Daley scored 2,249 points in her career, the most of any basketball player - male or female - in Tulane history*



# Year-By-Year Results

TULANE UNIVERSITY

## 1975-76 (4-9)

### Head Coach: Karen Womack

J23	at Louisiana-Lafayette (1)	L, 44-56
J23	Louisiana-Monroe (1)	L, 39-59
J30	Dillard	W, 57-45
F2	at Southeastern Louisiana	L, 30-111
F6	Northwestern State (2)	L, 64-101
F6	Louisiana-Monroe (2)	L, 30-71
F10	LSU	L, 39-84
F12	at Dillard	W, 48-44
F17	at New Orleans	L, 37-49
F21	Spring Hill	W, 54-15
F25	New Orleans	W, 56-44
M4	Louisiana-Monroe (3)	L, 54-65
M5	Nicholls State (3)	L, 44-49

(1) Southwestern Louisiana Tournament, Lafayette, La.

(2) LSU Tournament, Baton Rouge, La.

(3) LAIAW State Tournament, at Tulane

## 1976-77 (7-13)

### Head Coach: Karen Womack

D6	at William Carey	L, 53-71
D10	Georgia State	L, 54-65
D11	McNeese State	L, 50-58
J18	at New Orleans	L, 61-64
J21	Louisiana-Lafayette	W, 74-69
J22	West Florida	W, 71-43
J26	Southern Miss	W, 68-67
J29	Spring Hill	W, 82-19
J31	at LSU	L, 42-74
F2	New Orleans	W, 64-61
F4	at Louisiana-Lafayette	W, 60-49
F5	at McNeese State	L, 48-79
F8	at Dillard	L, 45-60
F11	Belhaven College	L, 61-72
F14	Dillard	L, 47-55
F16	at Nicholls State	L, 68-73
F19	at Southern Miss	L, 45-55
F22	Louisiana Tech (1)	L, 52-99
F23	Louisiana-Lafayette (1)	W, 59-55
F24	Southern (1)	L, 50-96

(1) LAIAW State Tournament, Ruston, La.

## 1977-78 (12-10)

### Head Coach: Karen Womack

N29	at William Carey	L, 60-61
D3	Louisiana-Monroe	W, 71-66
D5	at Nicholls State	L, 75-90
D7	at Dillard	L*
J13	at South Alabama	W, 64-33
J14	at West Florida	W, 68-43
J17	William Carey	W, 63-61
J19	New Orleans	W, 66-33
J21	at Louisiana-Lafayette	W, 59-44
J24	Nicholls State	W, 67-50
J28	at Spring Hill	W, 66-35
F2	Xavier (N.O.)	W, 64-63
F4	Belhaven College	L, 48-56
F9	at Shorter College	L*
F10	at Georgia State	L, 41-65
F11	at Georgia Tech	L, 58-63
F14	at New Orleans	W, 53-45
F17	Louisiana-Lafayette	W, 74-52
F18	Spring Hill	W, 57-16
F20	Dillard	L, 46-55
F23	vs Xavier (N.O.) (1)	L, 69-76 (ot)
F24	vs Louisiana-Lafayette (1)	L, 41-65


\*scores not available

(1) LAIAW State Tournament, Baton Rouge, La.

## 1978-79 (14-9)

### Head Coach: Karen Womack

N24	Northwestern State	W, 66-59
N28	at New Orleans	W, 65-63
N30	William Carey	W, 79-73
D2	Louisiana-Monroe	L, 59-76
D8	Georgia State	W, 62-56
D9	Florida State	W, 78-67
J8	Mary Crest	W, 86-56
J10	at Xavier (N.O.)	L, 67-80
J13	at Louisiana-Lafayette	L, 62-77
J24	Xavier (N.O.)	W, 75-54
J26	Nicholls State	W, 65-63
J30	at William Carey	L, 59-65
F2	Louisiana-Lafayette	W, 52-33
F3	South Alabama	W, 73-62
F6	at Nicholls State	W, 65-63
F9	at Spring Hill	W, 79-43
F10	at South Alabama	L, 55-58
F13	New Orleans	L, 62-64



*The 1977-78 Green Wave, under the direction of head coach Karen Womack, was the first team in school history to post a winning record. The Wave turned in an eight-game winning streak midway through the season, which stood as the program's longest such streak until the 1996-97 team won nine straight.*

F16	Spring Hill	W, 69-50
F17	Belhaven College	W, 75-63
F22	at Louisiana-Monroe (1)	L, 57-68
F23	vs Northwestern State (1)	L, 61-66
M7	vs Houston (2)	L, 57-65

(1) LAIAW State Tournament, Monroe, La.

(2) SWAIAW Regional Tournament

## 1979-80 (16-11)

### Head Coach: Karen Womack

N20	William Carey	W, 75-70
N27	at LSU	L, 56-86
N30	Nicholls State	W, 73-61
D1	at South Alabama	L, 63-75
D4	Northwestern State	W, 63-60
D6	North Texas	W, 84-44
D17	vs Cincinnati (1)	W, 65-56
D18	vs Memphis (1)	L, 62-75
D19	at Florida State (1)	W, 95-74
D23	Houston	W, 60-58
D30	New Orleans	W, 93-71
J10	at Northwestern State	L, 58-70
J11	Arkansas	L, 65-66
J15	at Xavier (N.O.)	W, 55-50
J16	South Alabama	L, 65-70
J19	Louisville	L, 61-72
J21	at William Carey	L, 76-77
J25	at TCU	W, 89-69
J26	at SMU	W, 72-62
J28	at Nicholls State	L, 67-73
J29	UAB	L, 69-72
F5	Xavier (N.O.)	W, 53-47
F9	Spring Hill	W, 60-50
F12	at New Orleans	W, 88-68
F15	UTEP	W, 86-61
F16	Florida State	W, 75-65
F21	vs McNeese State (2)	L, 52-75

(1) Metro Conference Tourm., Louisville, Ky.

(2) LAIAW State Tournament, Ruston, La.

## 1980-81 (12-16)

### Head Coach: Avie Bridges

N24	Texas Women's	L, 69-80
N26	Nicholls State	W, 96-53
N29	at Louisiana-Lafayette	L, 74-91
D2	at Rice	W, 73-53
D5	at Southern Miss	L, 65-81
D6	Spring Hill	W, 69-54
J6	SMU	W, 78-48
J8	Southern Miss	L, 59-64
J10	at Georgia Tech	L, 58-72
J12	North Texas	W, 84-68
J14	Texas A&M	L, 79-81
J17	New Orleans	L, 75-96
J20	at Nicholls State	W, 77-66
J23	Louisiana-Lafayette	W, 82-53
J24	at Southeastern Louisiana	L, 67-70
J26	LSU	L, 79-92
J29	at Xavier (N.O.)	L, 59-62
J31	McNeese State	L, 72-75
F5	Florida State (1)*	W, 70-60
F6	Memphis (1)*	L, 81-88
F7	Cincinnati (1)*	L, 73-90

F10	Xavier (N.O.)	L, 64-72
F13	Belhaven College	W, 89-76
F16	at Spring Hill	W, 69-59
F18	Southeastern Louisiana	W, 87-83
F22	at New Orleans	L, 99-109
F26	vs Louisiana-Monroe (2)	W, 80-59
F27	vs Southern (2)	L, 56-60

\*denotes Metro Conference game

(1) Metro Conference Tournament, at Tulane

(2) LAIAW Championship, Hammond, La.

## 1981-82 (12-15)

### Head Coach: Julia Yeater

N20	Louisiana-Lafayette	W, 84-83
N24	Grambling State	L, 66-80
N30	at Southern Miss	L, 66-84
D2	Xavier (N.O.)	L, 60-63
D5	at LSU	L, 52-87
D7	at William Carey	L, 72-83
D10	Brigham Young	W, 69-61
D12	at Louisiana Tech	L, 50-103
D15	Penn State	L, 72-77
J6	Northwest Missouri St.	W, 70-68
J8	Southeastern Louisiana	W, 60-56
J11	Nicholls State	W, 69-63
J16	at Memphis	L, 63-78
J20	Southern Miss	W, 75-57
J23	New Orleans	W, 81-80
J25	Florida	W, 54-52
J27	at Nicholls State	W, 55-49
J29	vs Virginia Tech (1)	W, 72-64
J30	at Cincinnati	L, 59-81
F3	at Southeastern Louisiana	L, 58-63
F6	at New Orleans	L, 65-89
F8	Florida State	L, 70-89
F9	at Xavier (N.O.)	L, 49-71
F12	Louisiana-Lafayette	W, 75-67
F18	Spring Hill	L, 55-59
F22	William Carey	W, 71-65
F25	vs Virginia Tech (2)	L, 52-62

(1) Cincinnati, Ohio

(2) Metro Conference Tournament, Memphis, Tenn.

## 1982-83 (8-20)

### Head Coach: Julia Yeater

N20	Texas A&M	W, 80-73
N23	Spring Hill	W, 79-67
N27	at LSU	L, 60-88
N30	at Southern Miss	L, 70-86
D3	McNeese State	L, 75-87
D9	vs Northwestern State (1)	L, 53-73
D10	vs Alabama (1)	L, 58-66
D11	vs Illinois State (1)	L, 54-89
J6	at Memphis	L, 62-87
J8	South Alabama	W, 82-72
J12	at Florida	L, 61-83
J13	at Tampa	W, 77-60
J15	at Florida State	L, 56-81
J18	Southern Miss	L, 66-71
J22	New Orleans	L, 69-86
J25	Mississippi College	W, 84-81
J28	at Grambling	L, 62-76
J29	at Mississippi College	L, 65-72

F1	at New Orleans	L, 74-91
F5	Florida State	L, 66-91
F10	Nicholls State	W, 77-53
F12	at South Alabama	L, 73-98
F18	at McNeese State	L, 70-86
F20	at Stephen F. Austin	L, 58-74
F22	Memphis	L, 68-90
F24	Southern	W, 76-67
M2	at Nicholls State	W, 68-53
M6	vs Cincinnati (2)	L, 58-82

(1) Ruston, La.

(2) Metro Conference Tourm., Louisville, Ky.

## 1983-84 (8-20)

### Head Coach: Julia Yeater

N26	Lamar	L, 74-80
N30	at Spring Hill	L, 69-76
D3	Southeastern La.	W, 86-78 (ot)
D6	vs Mercer (1)	L, 67-79
D7	at Spring Hill (1)	W, 70-63
D10	LSU	L, 57-106
D31	vs Immaculata (2)	W, 86-67
J1	vs Colby College (2)	W, 66-63
J7	at Louisville	L, 65-85
J9	at Cincinnati	L, 58-85
J13	Nicholls State	W, 83-63
J17	at Southeastern Louisiana	L, 73-89
J21	New Orleans	L, 72-97
J23	South Carolina	L, 74-79
J26	at South Alabama	L, 68-80
J28	Florida State	W, 77-71
F1	at Southern Miss	L, 69-89
F4	South Alabama	L, 73-92
F6	Memphis	L, 57-64
F10	Stephen F. Austin	L, 75-86
F14	at Nicholls State	L, 68-75
F16	at Memphis	L, 64-79
F18	at New Orleans	L, 69-86
F20	at Florida State	L, 79-86
F22	Southern Miss	W, 83-81
F25	Virginia Tech	W, 64-59
F29	at Southern	L, 55-72
M3	vs South Carolina (3)	L, 64-74

(1) Jaguar Gym, Mobile, Ala.

(2) Rollins College, Winter Park, Fla.

(3) Metro Tournament, Cincinnati, Ohio

## 1984-85 (6-22)

### Head Coach: Julia Yeater

N24	Lamar	L, 63-69
N27	at LSU	L, 52-99
N30	at UAB	L, 82-85
D3	Spring Hill	W, 63-52
D7	at Lamar	L, 59-63
D8	at Rice	L, 58-65
D28	Southern	L, 55-73
D29	Rice	W, 52-47
J3	Louisville	L, 65-84
J5	Cincinnati	L, 67-80 (ot)
J10	at Virginia Tech	L, 64-104
J12	at South Carolina	L, 67-75
J15	at Southeastern Louisiana	L, 60-62
J19	New Orleans	L, 64-81
J21	Central Florida	L, 70-75 (ot)
J24	Memphis	L, 65-85
J26	Florida State	W, 59-56
J28	Southeastern Louisiana	W, 84-73
J30	at Nicholls State	L, 58-73
F2	at Southern Miss	L, 63-93
F5	at New Orleans	L, 55-65
F8	at Central Florida	L, 61-63
F10	at Florida State	L, 47-81
F13	Nicholls State	W, 80-78 (2ot)
F16	at Memphis	L, 57-67
F21	at Spring Hill	W, 78-73
F23	Southern Miss	L, 69-84
M2	vs South Carolina (1)	L, 66-76

(1) Metro Tournament, Hattiesburg, Miss.

## 1985-86 (16-12)

### Head Coach: Joline Matsunami

N23	at Louisiana-Lafayette	W, 80-65
N25	Oregon	W, 81-62
N30	Saint Louis	W, 84-67
D6	at Rice	W, 70-67 (ot)
D8	at McNeese State	L, 66-82
D13	vs Dillard (1)	W, 81-67
D14	at New Orleans	L, 60-61
D18	Stetson	W, 70-69
D28	Rice	W, 82-75

# Year-By-Year Results



J2	Phillips College.....	W, 77-73 (ot)
J4	at Cincinnati.....	L, 68-87
J6	at Louisville.....	W, 64-61
J11	South Carolina.....	L, 67-72
J13	Virginia Tech.....	W, 89-77 (ot)
J18	West Florida.....	W, 76-60
J22	at Nicholls State.....	L, 65-74
J24	at Florida State.....	L, 70-71
J25	at West Florida.....	W, 99-78
J28	New Orleans.....	L, 74-95
F1	Southern Miss.....	L, 72-85
F3	Oral Roberts.....	W, 74-71
F8	Florida State.....	W, 75-60
F10	Memphis.....	L, 83-89
F15	at Memphis.....	L, 69-92
F18	at New Orleans.....	L, 61-75
F22	at Southern Miss.....	W, 75-72
F24	LSU.....	L, 65-74
F26	Nicholls State.....	W, 92-76

(1) Lakefront Arena, New Orleans, La.

## 1986-87 (9-19)

### Head Coach: Joline Matsunami

N28	at Georgia Southern.....	L, 78-82
N29	vs East Carolina (1).....	L, 65-75
D2	Dillard.....	W, 100-85
D7	Arizona State.....	L, 68-83
D13	Southern Miss.....	W, 63-61
D15	Furman.....	W, 93-61
D29	at LSU.....	L, 53-91
D30	McNeese State.....	L, 72-85
J5	at Oral Roberts.....	L, 72-85
J6	at Tulsa.....	W, 49-44
J8	at Oklahoma.....	L, 53-84
J14	Alcorn State.....	W, 81-60
J17	Creighton.....	L, 73-87
J18	UCF.....	W, 117-91
J22	South Alabama.....	L, 88-90
J24	at Southeastern Louisiana.....	L, 63-69
J30	Louisville.....	W, 75-69
J31	Texas-San Antonio.....	L, 66-69 (ot)
F4	New Orleans.....	L, 70-87
F8	at South Alabama.....	L, 68-92
F10	Nicholls State.....	L, 66-73
F14	at Southern Miss.....	L, 65-70
F18	Southeastern Louisiana.....	W, 66-59
F21	at Nicholls State.....	L, 61-63
F25	at Alcorn State.....	W, 78-74
M4	at New Orleans.....	L, 48-65
M6	at Miami.....	L, 72-76
M7	at Florida International.....	L, 59-64

(1) Statesboro, Ga.

## 1987-88 (15-13)

### Head Coach: Joline Matsunami

N27	vs McNeese State (1).....	L, 72-78
N28	vs Ark. Pine Bluff (1).....	W, 78-54
N29	vs Louisiana-Lafayette (1).....	W, 73-67
D4	Mississippi College.....	W, 74-72
D5	SMU.....	W, 84-73
D7	at Dillard.....	W, 91-72
D12	at Southern Miss.....	L, 69-80
D29	vs Massachusetts (2).....	W, 64-61
D30	at Maine.....	L, 57-65
J4	UMKC.....	W, 92-69
J9	Oklahoma.....	W, 82-75
J12	at McNeese State.....	L, 63-70
J13	at Stephen F. Austin.....	L, 55-85
J16	at Nicholls State.....	L, 59-76
J18	UAB.....	W, 87-61
J23	Southeastern Louisiana.....	W, 70-54
J27	at South Alabama.....	L, 62-93
J30	Arkansas-Little Rock.....	W, 73-55
F8	at New Orleans.....	L, 42-69
F11	at Southeastern Louisiana.....	W, 74-57
F15	LSU.....	L, 55-73
F20	South Alabama.....	L, 67-74
F24	Nicholls State.....	W, 61-49
F26	vs Mississippi College (3).....	W, 89-77
F27	at Mississippi State.....	L, 58-66
M3	Louisiana Tech.....	L, 62-92
M5	Southern Miss.....	W, 89-86
M8	New Orleans.....	L, 72-84

(1) Baton Rouge, La.  
(2) Portland, Maine  
(3) Starkville, Miss.

## 1988-89 (14-13)

### Head Coach: Joline Matsunami

N25	vs Harvard (1).....	W, 72-56
N26	at Rice.....	L, 78-81
N27	vs Michigan (1).....	W, 58-57
D9	at UAB.....	W, 59-43
D29	Duke.....	L, 72-78
D30	Texas-Pan American.....	W, 63-37
J4	at Alabama.....	L, 64-80
J7	Sam Houston State.....	W, 68-58
J11	Stephen F. Austin.....	L, 65-70
J13	at South Alabama.....	L, 69-91
J16	at New Orleans.....	L, 69-80
J19	at Southern Miss.....	L, 76-94
J21	Nicholls State.....	W, 86-62
J22	Alabama.....	L, 67-69
J24	at Louisiana-Lafayette.....	W, 82-73
J28	at Southeastern Louisiana.....	W, 77-70
J31	at LSU.....	L, 63-84
F2	Rice.....	W, 95-85
F6	at Mississippi College.....	W, 77-61
F8	Southern Miss.....	L, 65-74
F11	Mississippi State.....	W, 62-56
F14	McNeese State.....	W, 75-73
F18	at Nicholls State.....	W, 79-64
F20	New Orleans.....	L, 67-73
F23	at Louisiana Tech.....	L, 39-77
F27	Southeastern Louisiana.....	W, 71-69
M4	at Sam Houston State.....	L, 49-63

(1) Houston, Texas

## 1989-90 (6-22)

### Head Coach: Joline Matsunami

N26	at Xavier (N.O.).....	L, 77-88
N28	at Louisiana-Lafayette.....	W, 85-83(ot)
D1	Kent State (1).....	W, 60-57
D2	Eastern Kentucky (1).....	L, 68-71
D8	at McNeese State.....	L, 56-59
D11	at Xavier (N.O.).....	W, 52-51
J2	Louisiana-Lafayette.....	W, 79-72
J3	Alabama.....	L, 63-71
J6	at South Carolina*.....	L, 52-86
J8	at Florida State*.....	L, 66-103
J11	New Orleans.....	L, 63-67
J13	at Southern Miss*.....	L, 35-73
J15	Memphis*.....	W, 79-76
J20	at Virginia Tech*.....	L, 59-82
J23	at Nicholls State.....	L, 61-74
J27	Louisville*.....	L, 64-65
J30	Cincinnati*.....	L, 52-56
F3	South Carolina*.....	L, 55-76
F5	Florida State*.....	L, 45-100
F10	Southern Miss*.....	L, 56-88
F12	at Memphis*.....	L, 69-81
F17	at Cincinnati*.....	L, 53-61
F19	at Louisville*.....	L, 52-77
F22	LSU.....	L, 57-83
F24	at New Orleans.....	L, 40-69
M1	South Alabama.....	W, 73-69
M3	Virginia Tech*.....	L, 53-70
M8	vs South Carolina (2).....	L, 62-71

\* denotes Metro Conference games  
(1) Lady Green Wave Classic, Fogelman Arena  
(2) Metro Conference Tournament, Cincinnati, Ohio

## 1990-91 (6-22)

### Head Coach: Candi Harvey

N23	Texas-Arlington.....	L, 77-83
N30	TCU.....	W, 59-55
D3	Ball State.....	W, 68-63
D5	Louisiana-Lafayette.....	W, 77-59
D8	at New Orleans.....	L, 59-63
D30	Cornell.....	W, 78-57
J5	at Louisville*.....	L, 43-76
J7	at Cincinnati*.....	L, 64-72
J10	Memphis*.....	L, 68-78
J14	Virginia Tech*.....	L, 54-64
J18	at Nicholls State.....	L, 53-59
J21	Southern Miss*.....	L, 61-67
J23	at LSU.....	L, 46-71
J26	at South Carolina*.....	L, 49-73
J28	at Florida State*.....	L, 60-87
J30	at UL-Lafayette.....	L, 58-64
F2	Louisville*.....	L, 62-78
F4	Cincinnati*.....	W, 79-59
F9	at Memphis*.....	L, 65-85
F11	at Virginia Tech*.....	L, 41-67
F13	Georgia Southern.....	L, 67-73
F15	Nicholls State.....	W, 70-56
F16	Texas-San Antonio.....	L, 93-98 (ot)

F18	at Southern Miss*.....	L, 57-89
F23	South Carolina*.....	L, 73-79
F25	Florida State*.....	L, 66-104
F28	New Orleans.....	L, 46-82
M4	vs South Carolina (1).....	L, 44-80

\* denotes Metro Conference games  
(1) Metro Conference Tournament, Louisville, Ky.

## 1991-92 (9-19)

### Head Coach: Candi Harvey

N22	Alabama.....	L, 58-61
N25	at SMU.....	L, 53-68
N27	at TCU.....	L, 66-70
D2	Louisiana-Lafayette.....	W, 76-47
D21	Memphis.....	L, 56-68
D29	Princeton.....	W, 75-69
D30	Detroit.....	L, 61-68
J4	Columbia.....	W, 57-46
J6	Southern Miss*.....	L, 53-55
J11	VCU*.....	W, 74-72
J13	at New Orleans.....	L, 60-79
J15	Mississippi State.....	L, 49-55
J20	Louisville*.....	L, 55-66
J25	at Southern Miss*.....	L, 58-79
J27	at Charlotte*.....	L, 41-63
J30	McNeese State.....	W, 72-55
F1	Virginia Tech*.....	W, 59-56
F3	at South Florida*.....	L, 58-71
F12	New Orleans.....	L, 64-75
F15	at Rice.....	L, 48-59
F17	Charlotte*.....	L, 50-75
F19	LSU.....	L, 61-70
F22	South Florida*.....	W, 83-62
F27	Nicholls State.....	W, 73-48
F29	at Virginia Tech*.....	W, 63-43
M2	at VCU*.....	L, 51-73
M7	at Louisville*.....	L, 64-84
M11	vs VCU (1).....	L, 58-73

\* denotes Metro Conference games  
(1) Metro Conference Tournament, Louisville, Ky.

## 1992-93 (14-13)

### Head Coach: Candi Harvey

D4	at UC Irvine (1).....	W, 64-48
D5	vs Boise State (1).....	W, 79-76
D8	at Texas A&M.....	L, 67-84
D11	UNLV.....	W, 65-59
D29	SMU.....	W, 82-58
D31	Pennsylvania.....	W, 72-58
J2	at Memphis*.....	W, 60-59
J5	Iona.....	W, 86-49
J9	Louisville*.....	W, 85-79
J14	at New Orleans.....	L, 61-79
J16	at Virginia Tech*.....	L, 57-80
J18	at Charlotte*.....	L, 48-77
J20	Rice.....	L, 59-61
J23	South Florida*.....	W, 89-72
J26	at Alabama.....	L, 74-90
J30	at VCU*.....	L, 60-75
F1	Southern Miss*.....	W, 71-69
F3	at LSU.....	L, 74-86
F8	at Louisville*.....	L, 74-87
F13	Charlotte*.....	W, 62-58
F15	Virginia Tech*.....	W, 79-65
F19	New Orleans.....	W, 75-64

F22	VCU*.....	L, 71-77
F27	at South Florida*.....	W, 96-78
M1	at McNeese State.....	L, 80-82
M4	at Southern Miss.....	L, 61-78
M10	vs Charlotte (2).....	L, 44-69

\* denotes Metro Conference games  
(1) Disneyland Freedom Bowl Classic, Irvine, Calif.  
(2) Metro Conference Tournament, Louisville, Ky.

## 1993-94 (17-14)

### Head Coach: Candi Harvey

#### NWIT Third Round

D4	vs Hofstra (1).....	W, 90-54
D5	at Harvard (1).....	W, 93-71
D7	Troy State.....	W, 87-67
D10	Prairie View A&M (2).....	W, 80-38
D11	Nicholls State (2).....	W, 70-45
D28	Fairfield (3).....	W, 84-80
D31	Texas A&M.....	W, 83-73
J5	at SMU.....	L, 64-74
J8	at Louisville*.....	L, 67-79
J12	at Louisiana-Lafayette.....	W, 83-58
J15	Virginia Tech*.....	W, 75-64
J17	Charlotte*.....	W, 75-61
J19	at Arkansas.....	L, 59-71
J25	at Mississippi State.....	W, 92-84
J29	Southern Miss*.....	L, 62-72
F1	New Orleans.....	W, 62-61
F5	at South Florida*.....	L, 71-81
F7	at VCU*.....	W, 69-43
F11	South Florida*.....	L, 73-77
F13	Louisville*.....	W, 77-62
F16	at New Orleans.....	L, 63-74
F19	at Southern Miss*.....	L, 66-89
F21	LSU.....	L, 60-73
F26	at Virginia Tech*.....	L, 65-71
F28	at Charlotte.....	L, 62-67
M5	VCU*.....	W, 70-56
M8	vs South Florida (4).....	W, 76-70
M9	vs Southern Miss (4).....	L, 69-72
M24	vs Louisiana-Monroe (5).....	W, 78-75
M25	vs Arkansas State (5).....	L, 66-72
M26	vs Pittsburgh (5).....	L, 66-71

\* denotes Metro Conference games

(1) Harvard Tournament, Boston, Mass.

(2) Green Wave Classic, Fogelman Arena

(3) at Pontchartrain Center, Metairie, La.

(4) Metro Conference Tournament, Biloxi, Miss.

(5) NWIT, Amarillo, Texas

## 1994-95 (19-10)

### Head Coach: Lisa Stockton

#### NCAA First Round

N25	vs Southern Utah (1).....	W, 75-67
N26	at Colorado State (1).....	L, 56-76
N29	at Troy.....	W, 82-55
D2	Sacramento State (2).....	W, 64-55
D3	George Washington (2).....	L, 57-69
D7	at Rice.....	W, 70-66
D10	vs Ole Miss (3).....	L, 51-81
D19	McNeese State.....	W, 73-62
D28	Arkansas (4).....	L, 79-83
D30	SMU (4).....	L, 71-74
J3	Mississippi State.....	W, 85-64
J6	Southern Miss*.....	W, 74-71
J10	New Orleans.....	W, 80-65



Tulane's 1993-94 squad became the first team to qualify for the postseason, earning a spot in the WNIT. It would start an impressive streak for the Green Wave as Tulane made the NCAA's every year from 1995-2003.



# Year-By-Year Results

TULANE UNIVERSITY

J13	at VCU*	W, 76-65
J15	at Louisville*	L, 56-74
J18	at LSU	W, 57-50
J22	at Southern Miss*	W, 83-70
J27	Virginia Tech*	W, 72-62
J29	South Florida*	W, 74-58
F3	VCU*	L, 63-66
F5	Louisville*	W, 79-69
F10	at Charlotte*	W, 71-57
F12	at Virginia Tech*	L, 65-77
F17	at South Florida*	W, 73-67
F21	Louisiana-Lafayette	W, 84-33
F24	Charlotte*	W, 85-83 (ot)
M8	vs South Florida (5)	W, 67-62
M9	at Louisville (5)	L, 65-70 (ot)
M16	at Texas Tech (6)	L, 72-87

\*denotes Metro Conference games  
 (1) Coors-Rocky Mountain Invite, Colorado Springs, Colo.  
 (2) Green Wave Classic, Fogelman Arena  
 (3) Metro-SEC Challenge, Jackson, Miss.  
 (4) Pontchartrain Center  
 (5) Metro Conference Tournament, Louisville, Ky.  
 (6) NCAA Midwest First Round, Lubbock, Texas

## 1995-96 (21-10)

**Head Coach: Lisa Stockton**

**NCAA First Round**

N26	Eastern Washington	W, 85-63
N29	Rice	W, 69-62
D2	at McNeese State	W, 77-73
D9	at Mississippi State	W, 71-63
D18	vs Xavier (OH) (1)	W, 71-63
D19	vs South Carolina (1)	L, 66-72
D20	vs Holy Cross (1)	W, 66-54
D28	LSU	L, 58-61
D30	vs Robert Morris (2)	W, 84-52
D31	at UNC Greensboro (2)	W, 71-69
J3	at Southern Methodist	W, 71-62
J5	Charlotte*	W, 75-70
J12	at South Florida*	W, 81-58
J14	at UAB*	L, 54-56
J16	vs New Orleans (3)	W, 67-65
J19	Saint Louis*	W, 82-49
J21	Cincinnati*	W, 73-64
J26	at Louisville*	W, 73-72 (ot)
J28	at Memphis*	L, 64-96
F1	at Southern Miss*	L, 82-84 (ot)
F6	Nicholls State	W, 62-43
F9	Marquette*	W, 63-51
F11	at DePaul*	L, 73-81
F13	at George Washington	L, 70-73
F16	UAB*	L, 61-69 (ot)
F18	South Florida*	W, 76-45
F21	Southern Miss*	W, 72-67 (ot)
F25	at Charlotte*	W, 64-53
M1	vs UAB (4)	W, 72-53
M2	vs DePaul (4)	L, 73-85
M15	at Colorado (5)	L, 75-83

\*denotes Conference USA game  
 (1) Northern Lights Invitational, Anchorage, Alaska  
 (2) Marriott Classic, Greensboro, N.C.  
 (3) Sugar Bowl Classic, Louisiana Superdome  
 (4) Conference USA Tournament, Birmingham, Ala.  
 (5) NCAA West Region First Round, Boulder, Colo.

## 1996-97 (27-5)

**Head Coach: Lisa Stockton**

**Conference USA Champions**

**C-USA Tournament Champions**

**NCAA Second Round**

N15	at Louisiana Tech (1)	L, 50-77
N25	vs New Orleans (2)	W, 91-77
N30	Mississippi	W, 69-54
D2	at South Alabama	W, 76-54
D6	Troy State	W, 95-77
D9	at Southwestern La.	W, 81-38
D21	vs Iowa State (3)	W, 68-61
D22	at Pepperdine (3)	W, 58-49
D28	UNC Greensboro (4)	W, 89-46
D29	Colorado State (4)	W, 105-72
J5	Memphis*	L, 73-86
J7	at Southern Miss*	W, 72-45
J10	at Charlotte*	W, 77-69
J14	at New Orleans	W, 68-65
J17	South Florida*	W, 87-48
J19	UAB*	W, 77-54
J24	at Saint Louis*	W, 75-53
J26	at Cincinnati*	W, 79-67
J28	at LSU	L, 74-75 (ot)
J31	Louisville*	W, 77-72
F5	at Houston*	W, 95-49
F9	Southern Miss*	W, 88-63



*Tulane's 1996-97 team was the first squad in school history to record the hat trick of winning the Conference USA regular-season championship, claiming the C-USA Tournament title and earning a berth in the NCAA Tournament.*

F14	Marquette*	W, 76-70
F16	DePaul*	W, 67-59
F18	at Nicholls State	W, 77-57
F21	at UAB*	W, 67-49
F23	at South Florida*	L, 70-81
M1	vs Saint Louis (5)	W, 75-57
M2	vs Louisville (5)	W, 76-74
M3	vs Marquette (5)	W, 76-53
M15	vs UC Santa Barbara (6)	W, 72-69
M17	vs George Washington (6)	L, 67-81

\*denotes Conference USA game  
 (1) Preseason Women's NIT  
 (2) NOKIA Sugar Bowl Classic, Louisiana Superdome  
 (3) Malibu Classic, Malibu, Calif.  
 (4) Tulane/Doubletree Classic, Fogelman Arena  
 (5) Conference USA Tournament, Chicago, Ill.  
 (6) NCAA East Region First & Second Rounds, Wash., D.C.

## 1997-98 (21-7)

**Head Coach: Lisa Stockton**

**NCAA First Round**

N15	at Missouri-Kansas City	W, 75-47
N21	at Mississippi	W, 68-55
N25	SMU	L, 58-68
N29	LSU	W, 65-54
D1	South Alabama	W, 101-38
D6	vs Colorado (1)	W, 63-62
D7	at Fairfield (1)	W, 63-36
D21	Southern Miss*	L, 70-71
D27	Appalachian State (2)	W, 81-41
D28	Holy Cross (2)	W, 78-67
J2	Houston*	W, 86-65
J4	South Florida*	W, 70-39
J9	at UAB*	W, 63-44
J11	at Memphis*	L, 77-90
J17	DePaul*	W, 91-81
J20	at Marquette*	L, 58-77
J23	Saint Louis*	W, 85-44
J25	Charlotte*	W, 93-55
J27	New Orleans	W, 88-64
J31	at Louisville*	L, 66-81
F2	at Cincinnati*	W, 82-78 (ot)
F6	Memphis*	W, 89-67
F8	UAB*	W, 69-38
F14	at Houston*	W, 73-45
F16	at South Florida*	W, 55-52
F21	at Southern Miss*	W, 62-34
F28	vs Cincinnati (3)	L, 62-77
M13	vs Kansas (4)	L, 68-72

\*denotes Conference USA game  
 (1) Women's Classic, Fairfield, Conn.  
 (2) Tulane/Doubletree Invitational, Fogelman Arena  
 (3) Conference USA Tournament, Louisville, Ky.  
 (4) NCAA West Region First Round, Iowa City, Iowa

## 1998-99 (24-6)

**Head Coach: Lisa Stockton**

**Conference USA Champions**

**C-USA Tournament Champions**

**NCAA First Round**

N14	at LSU	L, 54-81
N22	Miami	W, 63-56
N28	at VCU	W, 52-51
N30	at Richmond	W, 77-72
D5	at SMU	W, 81-80
D8	Texas A&M	W, 66-61
D13	vs Auburn	W, 64-53
D22	at Southern Miss*	W, 75-52
D28	Furman (1)	W, 92-56
D29	Maine (1)	W, 85-76
J1	at South Florida*	L, 67-70
J3	at Houston*	W, 82-62
J8	Memphis*	W, 98-51
J10	UAB*	W, 80-74
J14	Marquette*	W, 86-73
J16	vs New Orleans	W, 71-51
J18	at DePaul*	W, 81-72
J22	at Charlotte*	W, 70-52
J24	at Saint Louis*	W, 73-52
J29	Louisville*	L, 58-63
J31	Cincinnati*	L, 51-70
F4	at UAB*	L, 68-70
F6	at Memphis*	W, 72-63
F12	Houston*	W, 85-62
F14	South Florida*	W, 99-60
F20	Southern Miss*	W, 85-64
F27	vs Charlotte (2)	W, 69-60
F28	vs Louisville (2)	W, 87-74
M1	vs Cincinnati (2)	W, 58-44
M13	vs Saint Joseph's (3)	L, 72-83

\*denotes Conference USA game  
 (1) Tulane/Doubletree Classic, Fogelman Arena  
 (2) C-USA Tournament, Fogelman Arena  
 (3) NCAA East Region First Round, Durham, N.C.

## 1999-2000 (27-5)

**Head Coach: Lisa Stockton**

**C-USA Tournament Champions**

**NCAA Second Round**

N19	at Siena	W, 97-92 (ot)
N26	UNC Asheville	W, 96-32
N28	at Miami	W, 75-66
D2	Alabama	W, 81-69
D4	Georgetown	W, 72-62
D8	at Texas A&M	W, 91-74
D13	SMU	W, 81-69
D21	vs Nicholls State (1)	W, 81-51
D27	Providence (2)	W, 81-57
D28	West Virginia (2)	W, 104-75
D31	LSU	W, 76-72
J3	Southern Miss*	W, 91-77
J7	UAB*	W, 74-73
J9	Memphis*	W, 83-67
J14	at Cincinnati*	L, 59-70
J16	at Louisville*	L, 72-75

J21	at Houston*	W, 92-74
J23	at South Florida*	W, 84-78
J28	Saint Louis*	W, 91-64
J30	at Charlotte*	W, 78-68
F3	DePaul*	W, 86-76
F5	Marquette*	L, 62-81
F10	Houston*	W, 83-53
F12	South Florida*	W, 87-66
F17	at UAB*	W, 73-69
F19	at Memphis*	W, 87-67
F27	at Southern Miss*	L, 72-78
M4	vs Cincinnati (3)	W, 91-78
M5	vs Charlotte (3)	W, 79-75
M6	vs UAB (3)	W, 73-70
M18	vs Vermont (4)	W, 65-60
M20	at Texas Tech (4)	L, 59-76

\*denotes Conference USA game  
 (1) at Houma Civic Center  
 (2) Tulane/Doubletree Classic, Fogelman Arena  
 (3) Conference USA Tournament, Louisville, Ky.  
 (4) NCAA Midwest Regional, Lubbock, Texas

## 2000-01 (22-10)

**Head Coach: Lisa Stockton**

**C-USA Tournament Champions**

**NCAA First Round**

N10	Grambling (1)	W, 92-64
N12	at Texas (1)	L, 47-71
N17	Nicholls State	W, 73-54
N19	vs New Orleans (2)	W, 100-67
N22	at Alabama	L, 63-64
D2	at Georgetown	L, 64-69
D4	Missouri State	L, 61-67
D6	at SMU	W, 75-66
D10	at LSU	L, 61-68
D21	Boston University	W, 110-66
D27	William & Mary (3)	W, 69-51
D28	Hartford (3)	W, 75-45
J2	at Southern Miss*	W, 72-65
J5	at Saint Louis*	W, 52-51
J7	Charlotte*	W, 78-64
J12	South Florida*	W, 67-38
J14	Houston*	L, 80-90 (ot)
J19	at Memphis*	W, 67-58
J21	at UAB*	W, 74-67
J26	Louisville*	L, 60-64
J28	Cincinnati*	W, 83-74
F2	at Marquette*	W, 78-66
F4	at DePaul*	L, 62-72
F9	at South Florida*	W, 70-52
F11	at Houston*	W, 75-59
F16	Memphis*	L, 61-76
F18	UAB*	W, 71-62 (ot)
F22	Southern Miss*	W, 84-45
M3	at Marquette (4)	W, 59-58
M4	vs Houston (4)	W, 78-74
M5	vs Cincinnati (4)	W, 63-50
M16	vs Florida State (5)	L, 70-72

\*denotes Conference USA game  
 (1) Preseason Women's NIT  
 (2) Alario Center, Westwego, La.  
 (3) Tulane/Doubletree Classic, Fogelman Arena  
 (4) Conference USA Tournament, Milwaukee, Wis.  
 (5) NCAA Midwest Region First Round, Ames, Iowa

## 2001-02 (24-11)

**Head Coach: Lisa Stockton**

**NCAA Second Round**

N16	High Point	W, 86-62
N23	vs UPR-Mayaguez (1)	W, 109-39
N24	vs Hampton (1)	W, 82-75
N25	vs Nebraska (1)	W, 84-78
N29	Purdue (2)	L, 52-64
D1	McNeese State (3)	W, 90-34
D2	Florida (3)	W, 57-51
D5	at Missouri State	W, 49-46
D8	Penn	W, 82-64
D11	Nicholls State	W, 71-48
D21	at Drake	L, 58-67
D28	Buffalo (4)	W, 76-29
D29	Virginia (4)	W, 74-63
J2	at Boston University	W, 78-63
J5	Southern Miss*	W, 69-68
J7	at New Orleans	L, 69-76
J11	at Memphis*	W, 77-59
J13	at Saint Louis*	L, 56-57
J18	UAB*	W, 60-58
J20	South Florida*	L, 64-69
J25	at DePaul*	L, 69-77
J27	at Marquette*	L, 44-65
F1	Cincinnati*	L, 50-76
F3	Louisville*	W, 70-54

# Year-By-Year Results



F8	at Houston*	L, 74-85
F10	at TCU*	W, 63-59 (ot)
F16	at Southern Miss*	W, 70-55
F22	Charlotte*	W, 65-57
F24	East Carolina*	W, 68-51
M1	vs UAB (5)	W, 63-52
M2	at DePaul (5)	W, 88-83
M3	vs TCU (5)	W, 80-76 (ot)
M4	vs Cincinnati (5) [ESPN2]	L, 56-68
M16	vs Colorado State (6)	W, 73-69
M20	at Stanford (6) [ESPN]	L 55-77

\*denotes Conference USA game

(1) San Juan Shootout, San Juan, Puerto Rico

(2) New Orleans Arena

(3) Tulane Invitational, Fogelman Arena

(4) Tulane/Doubletree Classic, Fogelman Arena

(5) Conference USA Tournament, Chicago, Ill.

(6) NCAA West Region 1st & 2nd Rounds, Palo Alto, Calif.

## 2002-03 (19-10)

**Head Coach: Lisa Stockton**

**NCAA First Round**

N22	at James Madison	W, 58-46
N29	at Oregon State	L, 51-56
D1	at Portland	W, 86-56
D5	Alabama State	W, 70-57
D7	No. 13 Louisiana Tech (1)	L, 53-68
D9	Drake	W, 74-61
D19	Southeastern Louisiana	W, 86-43
D22	at Arkansas State	W, 69-64
D28	UNC Greensboro (2)	W, 63-43
D29	Boston College (2)	W, 69-50
J2	at Purdue	L, 66-76
J5	at Auburn	L, 64-75 (ot)
J11	Southern Miss*	W, 64-42
J13	New Orleans	W, 81-59
J17	Saint Louis*	W, 58-50
J19	Memphis*	W, 70-46
J24	at Southern Miss*	W, 67-54
J31	at Louisville*	W, 70-77
F2	at Cincinnati*	W, 62-53
F7	Marquette*	L, 47-59
F9	DePaul*	L, 50-69
F14	at South Florida*	W, 87-55
F16	at UAB*	W, 78-51
F21	Houston*	W, 65-62
F23	TCU*	W, 74-65
F28	at East Carolina*	W, 85-64
M2	at Charlotte*	L, 80-86
M7	vs TCU (3)	L, 65-78
M22	vs Minnesota (4)	L, 48-68

\*denotes Conference USA game

(1) New Orleans Arena

(2) Tulane/Doubletree Classic, Fogelman Arena

(3) Conference USA Tournament, Memphis, Tenn.

(4) NCAA West Region First Round, Palo Alto, Calif.

## 2003-04 (10-18)

**Head Coach: Lisa Stockton**

N21	at Louisiana-Monroe	L, 67-70
N25	Oregon State	W, 73-58
N29	George Mason	L, 60-61
D2	at Louisiana Tech	L, 37-96
D6	vs Wichita State (1)	W, 62-59
D7	at Cal (1)	L, 61-66
D18	James Madison	W, 66-64
D20	Nicholls State	W, 77-55
D27	Marist (2)	L, 46-60
D28	Yale (2)	W, 74-62
D30	LSU (3)	L, 42-65
J5	at Texas A&M Corpus Christi	W, 57-53
J8	Arkansas State	W, 59-56
J10	at Southern Miss*	L, 51-68
J16	East Carolina*	L, 58-65
J18	Charlotte*	L, 61-72
J23	at Marquette*	L, 55-69
J25	at DePaul*	L, 60-99
J31	Memphis*	L, 64-76
F2	Saint Louis*	W, 78-64
F6	at TCU*	L, 44-76
F8	at Houston*	L, 78-83 (3ot)
F13	Louisville*	L, 47-48
F15	Cincinnati*	W, 61-50
F20	at UAB*	L, 74-80
F22	at South Florida*	L, 60-77
F27	Southern Miss*	W, 65-51
M4	vs Marquette (3)	L, 44-61

\*denotes Conference USA game

(1) Oakland Tribune Classic, Berkeley, Calif.

(2) Tulane/Doubletree Classic, Fogelman Arena

(3) Conference USA Tournament, Fort Worth, Texas

## 2004-05 (11-16)

**Head Coach: Lisa Stockton**

N19	at Howard	L, 59-67
N21	at George Mason	W, 62-56
N23	Jacksonville State	W, 54-51
N26	vs Texas A&M (1)	L, 64-79
N27	at Texas State (1)	W, 74-71
D1	Louisiana-Monroe	W, 66-57
D5	Auburn	L, 37-54
D7	Texas A&M Corpus Christi	L, 57-75
D19	Nicholls State	W, 73-68
D21	Portland	W, 68-57
D28	Stephen F. Austin (2)	W, 79-72
D29	Pepperdine (2)	W, 62-40
J2	at LSU	L, 45-79
J7	Houston*	L, 54-55
J9	TCU*	L, 66-78
J14	at Memphis*	L, 53-56
J16	at Saint Louis*	L, 71-80
J21	DePaul*	L, 50-80
J23	Marquette*	W, 74-54
J28	at Charlotte*	L, 38-62
J30	at East Carolina*	W, 64-62
F5	at Southern Miss*	L, 73-80
F11	South Florida*	L, 61-65
F13	UAB*	L, 41-55
F18	at Cincinnati*	L, 41-55
F20	at Louisville*	L, 51-70
F26	Southern Miss*	W, 79-49

\*denotes Conference USA games

(1) CenturyTel Bobcat Classic, San Marcos, Texas

(2) Tulane/Doubletree Classic, Fogelman Arena

## 2005-06 (15-12)

**Head Coach: Lisa Stockton**

N18	Howard (1)	W, 84-79
N25	at UTEP*	W, 68-63
D3	vs Chicago State (2)	L, 64-65
D4	Lehigh (2)	W, 65-63
D18	Central Conn. State	W, 72-60
D20	at LSU	L, 60-89
D28	Samford (3)	L, 55-64
D29	Toledo (3)	W, 77-67 (ot)
J2	Miami (Ohio)	W, 88-72
J6	SMU*	L, 66-78
J8	Tulsa*	L, 63-70
J13	at UCF*	L, 52-60
J15	at Southern Miss*	L, 60-75
J21	at Southeastern Louisiana	W, 69-62
J22	Memphis*	W, 74-58
J27	at Houston*	W, 61-54
J29	at Rice*	L, 69-82
F4	UTEP*	L, 58-59
F6	at UAB*	W, 86-84
F10	Houston*	W, 65-54
F12	Rice*	L, 56-68
F17	Marshall*	W, 58-40
F19	East Carolina*	W, 81-78
F24	at Tulsa*	L, 63-74
F26	at SMU*	W, 71-58
M2	vs UCF (4)	W, 69-52
M3	vs SMU (4)	L, 84-86

\*denotes Conference USA games

(1) Lubbock Christian University, Lubbock, Texas

(2) Fiesta Bowl Classic, Tucson, Ariz.

(3) Tulane/Doubletree Classic, Fogelman Arena

(4) Conference USA Tournament, Dallas, Texas

## 2006-07 (26-7)

**Head Coach: Lisa Stockton**

**Conference USA Champions**

**WNIT Second Round**

N10	Stephen F. Austin	W, 75-52
N17	Rhode Island	W, 76-70
N19	LSU	L, 39-59
N21	Loyola	W, 94-50
N24	vs Villanova (1)	W, 72-60
N25	at Florida International (1)	W, 69-64
N29	at Texas Tech	L, 50-77
D3	at Miami (Ohio)	W, 82-67
D9	Alabama	W, 83-68
D20	Lamar	W, 83-70
D22	at Winthrop	W, 58-53
D29	Fordham (2)	W, 78-44
D30	Texas-Arlington (2)	W, 68-65
J2	at UTEP*	L, 76-80
J5	Houston*	W, 83-61
J7	Rice*	L, 52-61
J12	at Tulsa*	W, 75-62
J14	at SMU*	W, 63-58

J20	UTEP*	W, 81-56
J26	Southern Miss*	W, 66-50
J28	UCF*	W, 85-47
F1	at Houston*	W, 71-56
F3	at Rice*	W, 71-68
F7	at Memphis*	W, 77-61
F10	UAB*	W, 66-48
F15	at Marshall*	W, 67-64
F17	at East Carolina*	L, 68-76
F22	SMU*	W, 78-72
F24	Tulsa*	W, 78-70
M2	vs Houston (3)	W, 62-55
M3	vs Rice (3)	L, 52-64
M14	Jackson State (4)	W, 76-43
M18	at Mississippi State (5)	L, 73-79

\*denotes Conference USA games

(1) FIU Thanksgiving Classic, Miami, Fla.

(2) Tulane/Doubletree Classic, Fogelman Arena

(3) Conference USA Tournament, Tulsa, Okla.

(4) WNIT First Round, Fogelman Arena

(5) WNIT Second Round, Starkville, Miss.

## 2007-08 (16-14)

**Head Coach: Lisa Stockton**

N10	at Alabama	W, 64-56
N13	Georgia Tech	L, 61-66
N16	at Stephen F. Austin	W, 56-45
N18	Winthrop	W, 63-52
N21	vs Kansas State (1)	W, 60-57
N22	vs Northern Illinois (1)	W, 70-57
N27	at Louisiana-Lafayette	W, 89-61
D2	No. 7 LSU	L, 36-52
D5	at Rhode Island	W, 74-65
D20	Robert Morris (2)	L, 71-82
D21	Texas-San Antonio	W, 76-42
D29	Louisiana-Monroe	W, 77-72
J2	Nicholls State (3)	W, 69-47
J4	at Rice* (4)	W, 61-38
J6	at Houston*	L, 64-74
J12	UTEP*	L, 66-81
J18	Memphis*	L, 66-74
J20	UAB*	L, 56-67
J26	at UTEP*	L, 44-60
J31	at Tulsa*	L, 56-64
F2	at SMU*	L, 69-81
F7	at East Carolina*	W, 70-65
F10	Marshall*	W, 61-56
F14	Rice*	L, 73-78
F16	Houston*	W, 73-69
F22	at UCF*	L, 71-77
F24	at Southern Miss*	L, 67-72
F28	Tulsa*	W, 80-60
M1	SMU*	W, 71-68
M3	vs Marshall (5)	L, 58-65

\*denotes Conference USA games

(1) Cancun Caribbean Challenge, Cancun, Mexico

(2) Tulane/Doubletree Classic

(3) New Orleans Arena

(4) Houston Baptist, Houston, Texas

(5) Conference USA Tournament, Orlando, Fla.

## 2008-09 (18-14)

**Head Coach: Lisa Stockton**

N14	Illinois State (1)	W, 75-62
N16	at Arizona State (2)	L, 53-86
N20	at VCU (3)	L, 49-65
N24	at LSU	L, 47-63
N26	Louisiana-Lafayette	W, 80-65
N29	at Louisiana-Monroe	W, 62-60
D5	vs Jackson State (4)	W, 74-48
D6	Indiana State (5)	W, 66-55
D17	at Nicholls State	W, 108-66
D20	Alabama State (6)	W, 80-48
D21	Providence (6)	W, 68-46

D28	Temple	L, 71-75 (ot)
D30	South Florida	L, 66-80
J2	at UTEP*	W, 57-48
J4	at Georgia Tech	L, 52-69
J9	Houston*	L, 56-58
J11	Rice*	W, 91-63
J18	UTEP*	L, 60-73
J22	SMU*	L, 56-59
J24	Tulsa*	W, 78-41
J29	at UAB*	L, 49-51
J31	at Memphis*	W, 59-44
F5	at Marshall*	W, 58-45
F9	East Carolina*	W, 72-69
F12	at Houston*	L, 53-60
F14	at Rice*	L, 54-62
F19	Southern Miss*	W, 77-60
F21	UCF*	W, 73-64
F26	at SMU*	L, 49-61
F28	at Tulsa*	W, 64-56
M5	Tulsa (7)	W, 49-44
M6	Southern Miss (7)	L, 55-72

\*denotes Conference USA games

(1) Preseason WNIT First Round, Fogelman Arena

(2) Preseason WNIT Second Round, Tempe, Ariz.

(3) Preseason WNIT Consolation Round, Richmond, Va.

(4) Big Easy Classic, Lakefront Arena

(5) Big Easy Classic, Fogelman Arena

(6) Tulane/Doubletree Classic, Fogelman Arena

(7) Conference USA Tournament, Fogelman Arena

## 2009-10 (26-7)

**Head Coach: Lisa Stockton**

**Conference USA Champions**

**C-USA Tournament Champions**

**NCAA First Round**

N13	Louisiana-Monroe	W, 86-52
N20	vs Liberty (1)	L, 52-63
N21	vs Loyola-Md. (1)	W, 58-43
N25	No. 7 LSU	L, 65-73 (ot)
D1	at South Alabama	W, 73-71
D4	Prairie View A&M (2)	W, 67-63
D5	vs Longwood (3)	W, 73-58
D17	at South Florida	W, 76-72
D20	Stephen F. Austin	W, 84-51
D22	McNeese State	W, 75-45
D28	Long Island (4)	W, 82-59
D29	Texas Tech (4)	W, 67-49
J4	at Southeastern Louisiana	W, 81-45
J8	Houston*	L, 68-70
J10	Rice*	W, 82-60
J15	at Tulsa*	W, 58-55
J17	at SMU*	L, 59-70
J23	Southern Miss*	W, 80-63
J28	UTEP*	W, 57-47
J31	at UCF*	W, 72-70
F5	Tulsa*	L, 67-80
F7	SMU*	W, 78-59
F11	at Marshall*	W, 64-54
F13	at East Carolina*	W, 56-51
F18	Memphis*	W, 86-61
F20	UAB*	W, 64-56
F25	at Rice*	W, 81-69 (ot)
F27	at Houston*	L, 62-74
M3	at UTEP*	W, 66-64
M9	vs UCF (5)	W, 63-62
M10	vs East Carolina (5)	W, 73-64
M12	vs UAB (5)	W, 62-54
M20	vs Georgia (6)	L, 59-64

\*denotes Conference USA games

(1) Navy Classic, Annapolis, Md.

(2) Big Easy Classic, Fogelman Arena

(3) Big Easy Classic, Lakefront Arena

(4) Tulane/Doubletree Classic

(5) Conference USA Tournament, Tulsa, Okla.

(6) NCAA Sacramento Regional 1st & 2nd Round, Tempe, Ariz.



Tulane's 2009-10 team went 26-7, won both the Conference USA regular-season and tournament titles, and earned a spot in the NCAA Tournament.



# Series Results

TULANE UNIVERSITY

## ALABAMA • 3-7

12/10/1982.....	1	L	58-66
01/4/1989.....	A	L	64-80
01/22/1989.....	H	L	67-69
01/03/1990.....	H	L	63-71
11/22/1991.....	H	L	58-61
01/26/1993.....	A	L	74-90
12/02/1999.....	H	W	81-69
11/22/2000.....	A	L	63-64
12/09/2006.....	H	W	83-68
11/10/2007.....	A	W	64-56

(1) Ruston, La.

## ALABAMA-BIRMINGHAM (UAB) • 20-9

01/29/1980.....	H	L	69-72
11/30/1984.....	A	L	82-85
01/18/1988.....	H	W	87-61
12/09/1988.....	A	W	59-43
01/14/1996.....	A	L	54-56
02/16/1996.....	H	L	61-69 (ot)
03/01/1996.....	A/1	W	72-53
01/19/1997.....	H	W	77-54
02/21/1997.....	A	W	67-49
01/09/1998.....	A	W	63-44
02/08/1998.....	H	W	69-38
01/10/1999.....	H	W	80-74
02/04/1999.....	A	L	68-70
01/07/2000.....	H	W	74-73
02/17/2000.....	A	W	73-69
03/06/2000.....	2	W	73-70
01/21/2001.....	A	W	74-67
02/18/2001.....	H	W	71-62 (ot)
01/18/2002.....	H	W	60-58
03/01/2002.....	3	W	63-52
02/16/2003.....	A	W	78-51
02/20/2004.....	A	L	74-80
02/13/2005.....	H	L	41-55
02/06/2006.....	A	W	86-84
02/10/2007.....	H	W	66-48
01/20/2008.....	H	L	56-67
01/29/2009.....	A	L	49-51
02/20/2010.....	H	W	64-56
03/12/2010.....	4	W	62-54

(1) Conference USA Tournament, Birmingham, Ala.

(2) Conference USA Tournament, Louisville, Ky.

(3) Conference USA Tournament, Chicago, Ill.

(4) Conference USA Tournament, Tulsa, Okla.

## ALABAMA STATE • 2-0

12/05/2002.....	H	W	70-57
12/20/2008.....	H/1	W	80-48

(1) Tulane/DoubleTree Classic, Fogelman Arena

## ALCORN STATE • 2-0

01/14/1987.....	H	W	81-60
02/25/1987.....	A	W	78-74

## ARIZONA STATE • 0-2

12/07/1986.....	H	L	68-83
11/16/2008.....	A/1	L	53-86

(1) Preseason WNIT Second Round, Tempe, Ariz.

## ARKANSAS • 0-3

01/11/1980.....	H	L	65-66
01/19/1994.....	A	L	59-71
12/28/1994.....	H/1	L	79-83

(1) Pontchartrain Center

## ARKANSAS-LITTLE ROCK • 1-0

01/30/1988.....	H	W	73-55
-----------------	---	---	-------

## ARKANSAS-PINE BLUFF • 1-0

11/28/1987.....	1	W	78-54
-----------------	---	---	-------

(1) Baton Rouge, La.

## ARKANSAS STATE • 2-1

03/25/1994.....	1	L	66-72
12/22/2002.....	A	W	69-64
01/08/2004.....	H	W	59-56

(1) NWIT, Amarillo, Texas

## APPALACHIAN STATE • 1-0

12/27/1997.....	H/1	W	81-41
-----------------	-----	---	-------

(1) Tulane/Doubletree Invitational, Fogelman Arena

## AUBURN • 1-2

12/13/1998.....	H	W	64-53
01/05/2003.....	A	L	64-75 (ot)
12/05/2004.....	H	L	37-54

## BALL STATE • 1-0

12/03/1990.....	H	W	68-63
-----------------	---	---	-------

## BELHAVEN COLLEGE • 2-2

02/11/1977.....	H	L	61-72
02/4/1978.....	H	L	48-56
02/17/1979.....	H	W	75-63
02/13/1981.....	H	W	89-76

## BOISE STATE • 1-0

12/05/1992.....	1	W	79-76
-----------------	---	---	-------

(1) Disneyland Freedom Bowl Classic, Irvine, Calif.

## BOSTON COLLEGE • 1-0

12/29/2002.....	H/1	W	69-50
-----------------	-----	---	-------

(1) Tulane/Doubletree Classic, Fogelman Arena

## BOSTON UNIVERSITY • 2-0

12/21/2000.....	H	W	110-66
01/02/2002.....	A	W	78-63

## BRIGHAM YOUNG (BYU) • 1-0

12/10/1981.....	H	W	69-61
-----------------	---	---	-------

## BUFFALO • 1-0

12/28/2001.....	H/1	W	76-29
-----------------	-----	---	-------

(1) Tulane/Doubletree Classic, Fogelman Arena

## CALIFORNIA • 0-1

12/07/2003.....	A/1	L	61-66
-----------------	-----	---	-------

(1) Oakland Tribune Classic, Berkeley, Calif.

## CALIFORNIA-IRVINE • 1-0

12/04/1992.....	1	W	64-48
-----------------	---	---	-------

(1) Disneyland Freedom Bowl Classic, Irvine, Calif.

## CALIFORNIA-SANTA BARBARA • 1-0

03/15/1997.....	1	W	72-69
-----------------	---	---	-------

(1) NCAA East Region 1st & 2d Rounds, Wash., D.C.

## CENTRAL CONNECTICUT STATE • 1-0

12/18/2005.....	H	W	72-60
-----------------	---	---	-------

## CENTRAL FLORIDA (UCF) • 6-4

01/21/1985.....	H	L	70-75 (ot)
02/08/1985.....	A	L	61-63
01/18/1987.....	H	W	117-91
01/13/2006.....	A	L	52-60
03/02/2006.....	1	W	69-52
01/28/2007.....	H	W	85-47
02/22/2008.....	A	L	71-77
02/21/2009.....	H	W	73-64
01/31/2010.....	A	W	72-70
03/09/2010.....	2	W	63-62

(1) Conference USA Tournament, Dallas, Texas

(2) Conference USA Tournament, Tulsa, Okla.

## CHARLOTTE • 14-8

01/27/1992.....	A	L	41-63
02/17/1992.....	H	L	50-75
01/18/1993.....	A	L	48-77
02/13/1993.....	H	W	62-58
03/10/1993.....	1	L	44-69
01/17/1994.....	H	W	75-61
02/28/1994.....	A	L	62-67
02/10/1995.....	A	W	71-57
02/24/1995.....	H	W	85-83 (ot)
01/05/1996.....	H	W	75-70
02/25/1996.....	A	W	64-53
01/10/1997.....	A	W	77-69
01/25/1998.....	H	W	93-55
01/22/1999.....	A	W	70-52
02/27/1999.....	H/2	W	69-60
01/30/2000.....	A	W	78-68
03/05/2000.....	3	W	79-75
01/07/2001.....	H	W	78-64
02/02/2002.....	H	W	65-57
03/02/2003.....	A	L	80-86
01/18/2004.....	H	L	61-72
01/28/2005.....	A	L	38-62

(1) Metro Conference Tournament, Louisville, Ky.

(2) C-USA Tournament, Fogelman Arena

(3) Conference USA Tournament, Louisville, Ky.

## CHICAGO STATE • 0-1

12/03/2005.....	1	L	64-65
-----------------	---	---	-------

(1) Fiesta Bowl Classic, Tucson, Ariz.

## CINCINNATI • 11-15

12/17/1979.....	1	W	65-56
02/07/1981.....	H/2	L	73-90
01/30/1982.....	A	L	59-81
03/06/1983.....	1	L	58-82
01/09/1984.....	A	L	58-85
01/05/1985.....	H	L	67-80 (ot)
01/04/1986.....	A	L	68-87
01/30/1990.....	H	L	52-56
02/17/1990.....	A	L	53-61
01/07/1991.....	A	L	64-72
02/04/1991.....	H	W	79-59
01/21/1996.....	H	W	73-64
01/26/1997.....	A	W	79-67
02/02/1998.....	A	W	82-78 (ot)
02/28/1998.....	3	L	62-77
01/31/1999.....	H	L	51-70
03/01/1999.....	H/4	W	58-44
01/14/2000.....	A	L	59-70
03/04/2000.....	3	W	91-78

01/28/2001.....	H	W	83-74
03/05/2001.....	5	W	63-50
02/01/2002.....	H	L	50-76
03/04/2002.....	6	L	56-68
02/02/2003.....	A	W	62-53
02/15/2004.....	H	W	61-50
02/18/2005.....	A	L	41-55

(1) Metro Conference Tourn., Louisville, Ky.

(2) Metro Conference Tournament, at Tulane

(3) Conference USA Tournament, Louisville, Ky.

(4) C-USA Tournament, Fogelman Arena

(5) Conference USA Tournament, Milwaukee, Wis.

(6) Conference USA Tournament, Chicago, Ill.

## COLBY COLLEGE • 1-0

01/01/1984.....	1	W	66-63
-----------------	---	---	-------

(1) Rollins College, Winter Park, Fla.

## COLORADO • 1-1

03/15/1996.....	A/2	L	75-83
12/06/1997.....	3	W	63-62

(2) NCAA West Region First Round, Boulder, Colo.

(3) Women's Classic, Fairfield, Conn.

## COLORADO STATE • 2-1

11/26/1994.....	A/1	L	56-76
12/29/1996.....	H/2	W	105-72
03/16/2002.....	3	W	73-69

(1) Coors-Rocky Mountain Invite, Colorado Springs, Colo.

(2) Tulane/Doubletree Classic, Fogelman Arena

(3) NCAA West Region 1st & 2nd Rounds, Palo Alto, Calif.

## COLUMBIA • 1-0

01/04/1992.....	H	W	57-46
-----------------	---	---	-------

## CORNELL • 1-0

12/30/1990.....	H	W	78-57
-----------------	---	---	-------

## CREIGHTON • 0-1

01/17/1987.....	H	L	73-87
-----------------	---	---	-------

## DePAUL • 5-7

02/11/1996.....	A	L	73-81
03/02/1996.....	1	L	73-85
02/16/1997.....	H	W	67-59
01/17/1998.....	H	W	91-81
01/18/1999.....	A	W	81-72
02/03/2000.....	H	W	86-76
02/04/2001.....	A	L	62-72
01/25/2002.....	A	L	69-77
03/02/2002.....	A/2	W	88-83
02/09/2003.....	H	L	50-69
01/25/2004.....	A	L	60-99
01/21/2005.....	H	L	50-80

(1) Conference USA Tournament, Birmingham, Ala.

(2) Conference USA Tournament, Chicago, Ill.

## DETROIT - 0-1

12/30/1991.....	H	L	61-68
-----------------	---	---	-------

## DILLARD • 5-4

01/30/1976.....	H	W	57-45
02/12/1976.....	A	W	48-44
02/8/1977.....	A	L	45-60
02/14/1977.....	H	L	47-55
12/07/1977.....	A	L	*
02/20/1978.....	H	L	46-55
12/13/1985.....	1	W	81-67
12/02/1986.....	H	W	100-85
12/07/1987.....	A	W	91-72

\* Score not available

(1) Lakefront Arena, New Orleans, La.

## DRAKE • 1-1

12/21/2001.....	A	L	58-67
12/09/2002.....	H	W	74-61

## DUKE • 0-1

12/29/1988.....	H	L	72-78
-----------------	---	---	-------

## EAST CAROLINA • 8-3

11/29/1986.....	1	L	65-75
02/24/2002.....	H	W	68-51
02/28/2003.....	A	W	85-64
01/16/2004.....	H	L	58-65
01/30/2005.....	A	W	64-62
02/19/2006.....	H	W	81-78
02/17/2007.....	A	L	68-76
02/07/2008.....	A	W	70-65
02/09/2009.....	H	W	72-69
02/13/2010.....	A	W	56-51
03/10/2010.....	2	W	73-64

(1) Statesboro, Ga.

(2) Conference USA Tournament, Tulsa, Okla.

## EASTERN KENTUCKY • 0-1

12/02/1989.....	H/1	L	68-71
-----------------	-----	---	-------

(1) Lady Green Wave Classic, Fogelman Arena

# Series Results

## **HARVARD • 2-0**

11/25/1988.....1.....W, 72-56  
12/05/1993.....A/2.....W, 93-71

(1) Houston, Texas  
(2) Harvard Tournament, Boston, Mass.

## **HIGH POINT • 1-0**

11/16/2001.....H.....W, 86-62

## **HOFSTRA • 1-0**

12/04/1993.....1.....W, 90-54  
(1) Harvard Tournament, Boston, Mass.

## **HOLY CROSS • 2-0**

12/20/1995.....1.....W, 66-54  
12/28/1997.....H/2.....W, 78-67

(1) Northern Lights Invitational, Anchorage, Alaska  
(2) Tulane/Doubletree Invitational, Fogelman Arena

## **HOUSTON • 17-10**

03/07/1979.....1.....L, 57-65  
12/23/1979.....H.....W, 60-58  
02/05/1997.....A.....W, 95-49  
01/02/1998.....H.....W, 86-65  
02/14/1998.....A.....W, 73-45  
01/03/1999.....A.....W, 82-62  
02/12/1999.....H.....W, 85-62  
01/21/2000.....A.....W, 92-74  
02/10/2000.....H.....W, 83-53  
01/14/2001.....H.....L, 80-90 (ot)  
02/11/2001.....A.....W, 75-59  
03/04/2001.....2.....W, 78-74  
02/08/2002.....A.....L, 74-85  
02/21/2003.....H.....W, 65-62  
02/08/2004.....A.....L, 78-83 (3ot)  
01/07/2005.....H.....L, 54-55  
01/27/2006.....A.....W, 61-54  
02/10/2006.....H.....W, 65-54  
01/05/2007.....H.....W, 83-61  
02/01/2007.....A.....W, 71-56  
03/02/2007.....3.....W, 62-55  
01/06/2008.....A.....L, 64-74  
02/16/2008.....H.....W, 73-69  
01/09/2009.....H.....L, 56-58  
02/12/2009.....A.....L, 53-60  
01/08/2010.....H.....L, 68-70  
02/27/2010.....A.....L, 62-74

(1) SWIAW Regional Tournament  
(2) Conference USA Tournament, Milwaukee, Wis.  
(3) Conference USA Tournament, Tulsa, Okla.

## **HOWARD • 1-1**

11/19/2004.....A.....L, 59-67  
11/18/2005.....H/1.....W, 84-79

(1) Lubbock Christian University, Lubbock, Texas

## **ILLINOIS STATE • 1-1**

12/11/1982.....1.....L, 54-89  
11/14/2008.....H/2.....W, 75-62

(1) Ruston, La.  
(2) Preseason WNIT First Round, Fogelman Arena

## **IMMACULATA • 1-0**

12/31/1983.....1.....W, 86-67  
(1) Rollins College, Winter Park, Fla.

## **INDIANA STATE • 1-0**

12/06/2008.....H/1.....W, 66-55  
(1) Big Easy Classic, Fogelman Arena

## **IONA • 1-0**

01/05/1993.....H.....W, 86-49

## **IOWA STATE • 1-0**

12/21/1996.....1.....W, 68-61  
(1) Malibu Classic, Malibu, Calif.

## **JACKSON STATE • 2-0**

03/14/2007.....H/1.....W, 76-43  
12/05/2008.....2.....W, 74-48

(1) WNIT First Round, Fogelman Arena  
(2) Big Easy Classic, Lakefront Arena

## **JACKSONVILLE STATE • 1-0**

11/23/2004.....H.....W, 54-51

## **JAMES MADISON • 2-0**

11/22/2002.....A.....W, 58-46  
12/18/2003.....H.....W, 66-64

## **KANSAS • 0-1**

03/13/1989.....1.....L, 68-72  
(1) NCAA West Region First Round, Iowa City, Iowa

## **KANSAS STATE • 1-0**

11/21/2007.....1.....W, 60-57  
(1) Cancun Caribbean Challenge, Cancun, Mexico

## **KENT STATE • 1-0**

12/01/1989.....H/1.....W, 60-57  
(1) Lady Green Wave Classic, Fogelman Arena

## **LAMAR • 1-3**

11/26/1983.....H.....L, 74-80  
11/24/1984.....H.....L, 63-69  
12/07/1984.....A.....L, 59-63  
12/20/2006.....H.....W, 83-70

## **LEHIGH • 1-0**

12/04/2005.....1.....W, 65-63  
(1) Fiesta Bowl Classic, Tucson, Ariz.

## **LIBERTY • 0-1**

11/20/2009.....1.....L, 52-63  
(1) Navy Classic, Annapolis, Md.

## **LONG ISLAND • 1-0**

12/28/2009.....H/1.....W, 82-59  
(1) Tulane/DoubleTree Classic

## **LONGWOOD • 1-0**

12/05/2009.....1.....W, 73-58  
(1) Big Easy Classic, Lakefront Arena

## **LOUISIANA-LAFAYETTE • 21-5**

01/23/1976.....A/1.....L, 44-56  
01/21/1977.....H.....W, 74-69  
02/04/1977.....A.....W, 60-49  
02/23/1977.....2.....W, 59-55  
01/21/1978.....A.....W, 59-44  
02/17/1978.....H.....W, 74-52  
02/24/1978.....3.....L, 41-65  
01/13/1979.....A.....L, 62-77  
02/02/1979.....H.....W, 52-33  
11/29/1980.....A.....L, 74-91  
01/23/1981.....H.....W, 82-53  
11/20/1981.....H.....W, 84-83  
02/12/1982.....H.....W, 75-67  
11/23/1985.....A.....W, 80-65  
11/29/1987.....4.....W, 73-67  
01/24/1989.....A.....W, 82-73  
11/28/1989.....A.....W, 85-83(ot)  
01/02/1990.....H.....W, 79-72  
12/05/1990.....H.....W, 77-59  
01/30/1991.....A.....L, 58-64  
12/02/1991.....H.....W, 76-47  
01/12/1994.....A.....W, 83-58  
02/21/1995.....H.....W, 84-33  
12/09/1996.....A.....W, 81-38  
11/27/2007.....A.....W, 89-61  
11/26/2008.....H.....W, 80-65  
(1) Southwestern Louisiana Tournament, Lafayette, La.  
(2) LAIAW State Tournament, Ruston, La.  
(3) LAIAW State Tournament, Baton Rouge, La.  
(4) Baton Rouge, La.

## **LOUISIANA-MONROE • 7-6**

01/23/1976.....1.....L, 39-59  
02/06/1076.....2.....L, 30-71  
03/04/1976.....H/3.....L, 54-65  
12/03/1977.....H.....W, 71-66  
12/02/1978.....H.....L, 59-76  
02/22/1979.....A/4.....L, 57-68  
02/26/1981.....5.....W, 80-59  
03/24/1994.....6.....W, 78-75  
11/21/2003.....A.....L, 67-70  
12/01/2004.....H.....W, 66-57  
12/29/2007.....H.....W, 77-72  
11/29/2008.....A.....W, 62-60  
11/13/2009.....H.....W, 86-52  
(1) Southwestern Louisiana Tournament, Lafayette, La.  
(2) LSU Tournament, Baton Rouge, La.  
(3) LAIAW State Tournament, at Fogelman Arena  
(4) LAIAW State Tournament, Monroe, La.  
(5) LAIAW Championship, Hammond, La.  
(6) NWIT, Amarillo, Texas

## **LOUISIANA STATE (LSU) • 3-28**

02/10/1976.....H.....L, 39-84  
01/31/1977.....A.....L, 42-74  
11/27/1979.....A.....L, 56-86  
01/26/1981.....H.....L, 79-92  
12/05/1981.....A.....L, 52-87  
11/27/1982.....A.....L, 60-88  
12/10/1983.....H.....L, 57-106  
11/27/1984.....A.....L, 52-99  
02/24/1986.....H.....L, 65-74  
12/29/1986.....A.....L, 53-91  
02/15/1988.....H.....L, 55-73  
01/31/1989.....A.....L, 63-84  
02/22/1990.....H.....L, 57-83  
01/23/1991.....A.....L, 46-71  
02/19/1992.....H.....L, 61-70  
02/03/1993.....A.....L, 74-86  
02/21/1994.....H.....L, 60-73  
01/18/1995.....A.....W, 57-50  
12/28/1995.....H.....L, 58-61

01/28/1997.....A.....L, 74-75 (ot)  
11/29/1997.....H.....W, 65-54  
11/14/1998.....A.....L, 54-81  
12/31/1999.....H.....W, 76-72  
12/10/2000.....A.....L, 61-68  
12/30/2003.....H/13.....L, 42-65  
01/02/2005.....A.....L, 45-79  
12/20/2005.....A.....L, 60-89  
11/19/2006.....H.....L, 39-59  
12/2/2007.....H.....L, 36-52  
11/24/2008.....A.....L, 47-63  
11/25/2009.....H.....L, 65-73 (ot)  
(1) New Orleans Arena

## **LOUISIANA TECH • 0-7**

02/22/1977.....A/1.....L, 52-99  
12/12/1981.....A.....L, 50-103  
03/03/1988.....H.....L, 62-92  
02/23/1989.....A.....L, 39-77  
11/15/1996.....A/2.....L, 50-77  
12/07/2002.....H/3.....L, 53-68  
12/02/2003.....A.....L, 37-96  
(1) LAIAW State Tournament, Ruston, La.  
(2) Preseason WNIT, Ruston, La.  
(3) New Orleans Arena

## **LOUISVILLE • 10-20**

01/19/1980.....H.....L, 61-72  
01/07/1984.....A.....L, 65-85  
01/03/1985.....H.....L, 65-84  
01/06/1986.....A.....W, 64-61  
01/30/1987.....H.....W, 75-69  
01/27/1990.....H.....L, 64-65  
02/19/1990.....A.....L, 52-77  
01/05/1991.....A.....L, 43-76  
02/02/1991.....H.....L, 62-78  
01/20/1992.....H.....L, 55-66  
03/07/1992.....A.....L, 64-84  
01/09/1993.....H.....W, 85-79  
02/08/1993.....A.....L, 74-87  
01/08/1994.....A.....L, 67-79  
02/13/1994.....H.....W, 77-62  
01/15/1995.....A.....L, 56-74  
02/05/1995.....H.....W, 79-69  
03/09/1995.....A/1.....L, 65-70 (ot)  
01/26/1996.....A.....W, 73-72 (ot)  
01/31/1997.....H.....W, 77-72  
03/02/1997.....2.....W, 76-74  
01/31/1998.....A.....L, 66-81  
01/29/1999.....H.....L, 58-63  
02/28/1999.....H/3.....W, 87-74  
01/16/2000.....A.....L, 72-75  
01/26/2001.....H.....L, 60-64  
02/03/2002.....H.....W, 70-54  
01/31/2003.....A.....L, 70-77  
02/13/2004.....H.....L, 47-48  
02/20/2005.....A.....L, 51-70  
(1) Metro Tournament, Louisville, Ky.  
(2) Conference USA Tournament, Chicago, Ill.  
(3) C-USA Tournament, Fogelman Arena

## **LOYOLA (Maryland) • 1-0**

11/21/2009.....1.....W, 58-43  
(1) Navy Classic, Annapolis, Md.

## **LOYOLA (New Orleans) • 1-0**

11/21/2006.....H.....W, 94-50

## **MAINE • 1-1**

12/30/1987.....A.....L, 57-65  
12/29/1998.....H/1.....W, 85-76  
(1) Tulane/Doubletree Classic, Fogelman Arena

## **MARIST • 0-1**

12/27/2003.....H/1.....L, 46-60  
(1) Tulane/Doubletree Classic, Fogelman Arena

## **MARQUETTE • 7-6**

02/09/1996.....H.....W, 63-51  
02/14/1997.....H.....W, 76-70  
03/03/1997.....1.....W, 76-53  
01/20/1998.....A.....L, 58-77  
01/14/1999.....H.....W, 86-73  
02/05/2000.....H.....L, 62-81  
02/02/2001.....A.....W, 78-66  
03/03/2001.....A/2.....W, 59-58  
01/27/2002.....A.....L, 44-65  
02/07/2003.....H.....L, 47-59  
01/23/2004.....A.....L, 55-69  
03/04/2004.....3.....L, 44-61  
01/23/2005.....H.....W, 74-54  
(1) Conference USA Tournament, Chicago, Ill.  
(2) Conference USA Tournament, Milwaukee, Wis.  
(3) Conference USA Tournament, Fort Worth, Texas

## **MARSHALL • 5-1**

02/17/2006.....H.....W, 58-40  
02/15/2007.....A.....W, 67-64  
02/10/2008.....H.....W, 61-56  
03/03/2008.....1.....L, 58-65  
02/5/2009.....A.....W, 58-45  
02/11/2010.....A.....W, 64-54  
(1) Conference USA Tournament, Orlando, Fla.

## **MARY CREST • 1-0**

01/08/1979.....H.....W, 86-56

## **MASSACHUSETTS (UMass) • 1-0**

12/29/1987.....1.....W, 64-61  
(1) Portland, Maine

## **McNEESE STATE • 6-12**

12/11/1976.....H.....L, 50-58  
02/05/1977.....A.....L, 48-79  
02/21/1980.....1.....L, 52-75  
01/31/1981.....H.....L, 72-75  
12/03/1982.....H.....L, 75-87  
02/18/1983.....A.....L, 70-86  
12/08/1985.....A.....L, 66-82  
12/30/1986.....H.....L, 72-85  
11/27/1987.....2.....L, 72-78  
01/12/1988.....A.....L, 63-70  
02/14/1989.....H.....W, 75-73  
12/08/1989.....A.....L, 56-59  
01/30/1992.....H.....W, 72-55  
03/01/1993.....A.....L, 80-82  
12/19/1994.....H.....W, 73-62  
12/02/1995.....A.....W, 77-73  
12/01/2001.....H/3.....W, 90-34  
12/22/2009.....H.....W, 75-45  
(1) LAIAW State Tournament, Ruston, La.  
(2) Baton Rouge, La.  
(3) Tulane Invitational, Fogelman Arena

## **MEMPHIS • 14-22**

12/18/1979.....1.....L, 62-75  
02/06/1981.....H/2.....L, 81-88  
01/16/1982.....A.....L, 63-78  
01/06/1983.....A.....L, 62-87  
02/22/1983.....H.....L, 68-90  
02/06/1984.....H.....L, 57-64  
02/16/1984.....A.....L, 64-79  
01/24/1985.....H.....L, 65-85  
02/16/1985.....A.....L, 57-67  
02/10/1986.....H.....L, 83-89  
02/15/1986.....A.....L, 69-92  
01/15/1990.....H.....W, 79-76  
02/12/1990.....A.....L, 69-81  
01/10/1991.....H.....L, 68-78  
02/09/1991.....A.....L, 65-85  
12/21/1991.....H.....L, 56-68  
01/02/1993.....A.....W, 60-59  
01/28/1996.....A.....L, 64-96  
01/05/1997.....H.....L, 73-86  
01/11/1998.....A.....L, 77-90  
02/06/1998.....H.....W, 89-67  
01/08/1999.....H.....W, 98-51  
02/06/1999.....A.....W, 72-63  
01/09/2000.....H.....W, 83-67  
02/19/2000.....A.....W, 87-67  
01/19/2001.....A.....W, 67-58  
02/16/2001.....H.....L, 61-76  
01/11/2002.....A.....W, 77-59  
01/19/2003.....H.....W, 70-46  
01/31/2004.....H.....L, 64-76  
01/14/2005.....A.....L, 53-56  
01/22/2006.....H.....W, 74-58  
02/07/2007.....A.....W, 77-61  
01/18/2008.....H.....L, 66-74  
02/31/2009.....A.....W, 59-44  
02/18/2010.....H.....W, 86-61  
(1) Metro Conference Tour., Louisville, Ky.  
(2) Metro Conference Tournament, at Tulane

## **MERCER • 0-1**

12/06/1983.....1.....L, 67-79  
(1) Jaguar Gym, Mobile, Ala.

## **MIAMI (Florida) • 2-1**

03/06/1987.....A.....L, 72-76  
11/22/1998.....H.....W, 63-56  
11/28/1999.....A.....W, 75-66

## **MIAMI (Ohio) • 2-0**

01/02/2006.....H.....W, 88-72  
12/03/2006.....A.....W, 82-67

## **MICHIGAN • 1-0**

11/27/1988.....1.....W, 58-57  
(1) Houston, Texas

## **MINNESOTA • 0-1**

03/22/2003.....1.....L, 48-68  
(1) NCAA West Region First Round, Palo Alto, Calif.



# Series Results

TULANE UNIVERSITY

## MISSISSIPPI • 2-1

12/10/1994.....	1	L	51-81
11/30/1996.....	H	W	69-54
11/21/1997.....	A	W	68-55

(1) Metro-SEC Challenge, Jackson, Miss.

## MISSISSIPPI COLLEGE • 4-1

01/25/1983.....	H	W	84-81
01/29/1983.....	A	L	65-72
12/04/1987.....	H	W	74-72
02/26/1988.....	1	W	89-77
02/06/1989.....	A	W	77-61

(1) Starkville, Miss.

## MISSISSIPPI STATE • 4-3

02/27/1988.....	A	L	58-66
02/11/1989.....	H	W	62-56
01/15/1992.....	H	L	49-55
01/25/1994.....	A	W	92-84
01/03/1995.....	H	W	85-64
12/09/1995.....	A	W	71-63
03/18/2007.....	A/1	L	73-79

(1) WNIT Second Round, Starkville, Miss.

## MISSOURI-KANSAS CITY (UMKC) • 2-0

01/04/1988.....	H	W	92-69
11/15/1997.....	A	W	75-47

## MISSOURI STATE • 1-1

12/04/2000.....	H	L	61-67
12/05/2001.....	A	W	49-46

## NEBRASKA • 1-0

11/25/2001.....	1	W	84-78
-----------------	---	---	-------

(1) San Juan Shootout, San Juan, Puerto Rico

## NEVADA-LAS VEGAS (UNLV) • 1-0

12/11/1992.....	H	W	65-59
-----------------	---	---	-------

## NEW ORLEANS (UNO) • 18-30

02/17/1976.....	A	L	37-49
02/25/1976.....	H	W	56-44
01/18/1977.....	A	L	61-64
02/2/1977.....	H	W	64-61
01/19/1978.....	H	W	66-33
02/14/1978.....	A	W	53-45
11/28/1978.....	A	W	65-63
02/13/1979.....	H	L	62-64
12/30/1979.....	H	W	93-71
02/12/1980.....	A	W	88-68
01/17/1981.....	H	L	75-96
02/22/1981.....	A	L	99-109
01/23/1982.....	H	W	81-80
02/06/1982.....	A	L	65-89
01/22/1983.....	H	L	69-86
02/01/1983.....	A	L	74-91
01/21/1984.....	H	L	72-97
02/18/1984.....	A	L	69-86
01/19/1985.....	H	L	64-81
02/05/1985.....	A	L	55-65
12/14/1985.....	A	L	60-61
01/28/1986.....	H	L	74-95
02/18/1986.....	A	L	61-75
02/04/1987.....	H	L	70-87
03/04/1987.....	A	L	48-65
02/08/1988.....	A	L	42-69
03/08/1988.....	H	L	72-84
01/16/1989.....	A	L	69-80
02/20/1989.....	H	L	67-73
01/11/1990.....	H	L	63-67
02/24/1990.....	A	L	40-69
12/08/1990.....	A	L	59-63
02/28/1991.....	H	L	46-82
01/13/1992.....	A	L	60-79
02/12/1992.....	H	L	64-75
01/14/1993.....	A	L	61-79
02/19/1993.....	H	W	75-64
02/01/1994.....	H	W	62-61
02/16/1994.....	A	L	63-74
01/10/1995.....	H	W	80-65
01/16/1996.....	H/1	W	67-65
11/25/1996.....	H/2	W	91-77
01/14/1997.....	A	W	68-65
01/27/1998.....	H	W	88-64
01/16/1999.....	H	W	71-51
11/19/2000.....	H/3	W	100-67
01/07/2002.....	A	L	69-76
01/13/2003.....	H	W	81-59

(1) Sugar Bowl Classic, Louisiana Superdome

(2) NOKIA Sugar Bowl Classic, Louisiana Superdome

(3) Alario Center, Westwego, La.

## NICHOLLS STATE • 28-12

03/05/1976.....	H/1	L	44-49
02/16/1977.....	A	L	68-73
12/05/1977.....	A	L	75-90
01/24/1978.....	H	W	67-50
01/26/1979.....	H	W	65-63
02/06/1979.....	A	W	65-63
11/30/1979.....	H	W	73-61
01/28/1980.....	A	L	67-73
11/26/1980.....	H	W	96-53
01/20/1981.....	A	W	77-66
01/11/1982.....	H	W	69-63
01/27/1982.....	A	W	55-49
02/10/1983.....	H	W	77-53
03/02/1983.....	A	W	68-53
01/13/1984.....	H	W	83-63
02/14/1984.....	A	L	68-75
01/30/1985.....	A	L	58-73
02/13/1985.....	H	W	80-78 (2ot)
01/22/1986.....	A	L	65-74
02/26/1986.....	H	W	92-76
02/18/1987.....	H	L	66-73
02/21/1987.....	A	L	61-63
01/16/1988.....	A	L	59-76
02/24/1988.....	H	W	61-49
01/21/1989.....	H	W	86-62
02/18/1989.....	A	W	79-64
01/23/1990.....	A	L	61-74
01/18/1991.....	A	L	53-59
02/15/1991.....	H	W	70-56
02/27/1992.....	H	W	73-48
12/11/1993.....	H/2	W	70-45
02/06/1996.....	H	W	62-43
02/18/1997.....	A	W	77-57
12/21/1999.....	A/3	W	81-51
11/17/2000.....	H	W	73-54
12/11/2001.....	H	W	71-48
12/20/2003.....	H	W	77-55
12/19/2004.....	H	W	73-68
01/02/2008.....	H/4	W	69-47
12/17/2008.....	A	W	108-66

(1) LAIAW State Tournament, at Tulane

(2) Green Wave Classic, Fogelman Arena

(3) Houma Civic Center

(4) New Orleans Arena

## NORTH CAROLINA-ASHVILLE • 1-0

11/26/1999.....	H	W	96-32
-----------------	---	---	-------

## NORTH CAROLINA-GREENSBORO • 3-0

12/31/1995.....	A/1	W	71-69
12/28/1996.....	H/2	W	89-46
12/28/2002.....	H/2	W	63-43

(1) Marriott Classic, Greensboro, N.C.

(2) Tulane/Doubletree Classic, Fogelman Arena

## NORTH TEXAS • 2-0

12/06/1979.....	H	W	84-44
01/12/1981.....	H	W	84-68

## NORTHERN ILLINOIS • 1-0

11/22/2007.....	1	W	70-57
-----------------	---	---	-------

(1) Cancun Caribbean Challenge, Cancun, Mexico

## NORTHWEST MISSOURI STATE • 1-0

01/06/1982.....	H	W	70-68
-----------------	---	---	-------

## NORTHWESTERN STATE • 2-4

02/06/1976.....	1	L	64-101
11/24/1978.....	H	W	66-59
02/23/1979.....	2	L	61-66
12/04/1979.....	H	W	63-60
01/10/1980.....	A	L	58-70
12/09/1982.....	3	L	53-73

(1) LSU Tourment, Baton Rouge, La.

(2) LAIAW State Tournament, Monroe, La.

(3) Ruston, La.

## OKLAHOMA • 1-1

01/08/1987.....	A	L	53-84
01/09/1988.....	H	W	82-75

## ORAL ROBERTS • 1-1

02/03/1986.....	H	W	74-71
01/05/1987.....	A	L	72-85

## OREGON • 1-0

11/25/1985.....	H	W	81-62
-----------------	---	---	-------

## OREGON STATE • 1-1

11/29/2002.....	A	L	51-56
11/25/2003.....	H	W	73-58

## PENNSYLVANIA • 2-0

12/31/1992.....	H	W	72-58
12/08/2001.....	H	W	82-64

## PENN STATE • 0-1

12/15/1981.....	H	L	72-77
-----------------	---	---	-------

## PEPPERDINE • 2-0

12/22/1996.....	A/1	W	58-49
12/29/2004.....	H/1	W	62-40

(1) Malibu Classic, Malibu, Calif.

(2) Tulane/DoubleTree Classic, Fogelman Arena

## PHILLIPS COLLEGE • 1-0

01/02/1986.....	H	W	77-73 (ot)
-----------------	---	---	------------

## PITTSBURGH • 0-1

03/26/1994.....	1	L	66-71
-----------------	---	---	-------

(1) NWIT, Amarillo, Texas

## PORTLAND • 2-0

12/01/2002.....	A	W	86-56
12/21/2004.....	H	W	68-57

## PRAIRIE VIEW A&M • 2-0

12/10/1993.....	H/1	W	80-38
12/04/2009.....	H/2	W	67-63

(1) Green Wave Classic, Fogelman Arena

(2) Big Easy Classic, Fogelman Arena

## PRINCETON • 1-0

12/29/1991.....	H	W	75-69
-----------------	---	---	-------

## PROVIDENCE • 2-0

12/27/1999.....	H/1	W	81-57
12/21/2008.....	H/1	W	68-46

(1) Tulane/Doubletree Classic, Fogelman Arena

## PUERTO RICO-MAYAGUEZ • 1-0

11/23/2001.....	1	W	109-39
-----------------	---	---	--------

(1) San Juan Shootout, San Juan, Puerto Rico

## PURDUE • 0-2

11/29/2001.....	H/1	L	52-64
10/02/2003.....	A	L	66-76

(1) New Orleans Arena

## RHODE ISLAND • 2-0

11/17/2006.....	H	W	76-70
12/05/2007.....	A	W	74-65

## RICE • 12-10

12/02/1980.....	A	W	73-53
12/08/1984.....	A	L	58-65
12/29/1984.....	H	W	52-47
12/06/1985.....	A	W	70-67 (ot)
12/28/1985.....	H	W	82-75
11/26/1988.....	A	L	78-81
02/02/1989.....	H	W	95-85
02/15/1992.....	A	L	48-59
01/20/1993.....	H	L	59-61
12/07/1994.....	A	W	70-66
11/29/1995.....	H	W	69-62
01/29/2006.....	A	L	69-82
02/12/2006.....	H	L	56-68
01/07/2007.....	H	L	52-61
02/03/2007.....	A	W	71-68
03/03/2007.....	1	L	52-64
01/04/2008.....	A/2	W	61-38
02/14/2008.....	H	L	73-78
01/11/2009.....	H	W	91-63
02/14/2009.....	A	L	54-62
01/10/2010.....	H	W	82-60
02/25/2010.....	A	W	81-69 (ot)

(1) Conference USA Tournament, Tulsa, Okla.

(2) Houston Baptist, Houston, Texas

## RICHMOND • 1-0

11/30/1998.....	A	W	77-72
-----------------	---	---	-------

## ROBERT MORRIS • 1-1

12/30/1995.....	1	W	84-52
12/20/2007.....	H/2	L	71-82

(1) Marriott Classic, Greensboro, N.C.

(2) Tulane/DoubleTree Classic, Fogelman Arena

## SACRAMENTO STATE • 1-0

12/02/1994.....	H/1	W	64-55
-----------------	-----	---	-------

(1) Green Wave Classic, Fogelman Arena

## SAINT JOSEPH'S • 0-1

03/13/1999.....	1	L	72-83
-----------------	---	---	-------

(1) NCAA East Region First Round, Durham, N.C.

## SAINT LOUIS • 10-2

11/30/1985.....	H	W	84-67
01/19/1996.....	H	W	82-49
01/24/1997.....	A	W	75-53
03/01/1997.....	1	W	75-57
01/23/1998.....	H	W	85-44
01/24/1999.....	A	W	73-52
01/28/2000.....	H	W	91-64
01/05/2001.....	A	W	52-51
01/13/2002.....	A	L	56-57
01/17/2003.....	H	W	58-50
02/02/2004.....	H	W	78-64
01/16/2005.....	A	L	71-80

(1) Conference USA Tournament, Chicago, Ill.

## SAMFORD • 0-1

12/28/2005.....	H/1	L	55-64
-----------------	-----	---	-------

# Series Results

## **SOUTHEASTERN LOUISIANA • 12-6**

02/02/1976.....	A	L, 30-111
01/24/1981.....	A	L, 67-70
02/18/1981.....	H	W, 87-83
01/08/1982.....	H	W, 60-56
02/03/1982.....	A	L, 58-63
12/03/1983.....	H	W, 86-78 (ot)
01/17/1984.....	A	L, 73-89
01/15/1985.....	A	L, 60-62
01/28/1985.....	H	W, 84-73
01/24/1987.....	A	L, 63-69
02/18/1987.....	H	W, 66-59
01/23/1988.....	H	W, 70-54
02/11/1988.....	A	W, 74-57
01/28/1989.....	A	W, 77-70
02/27/1989.....	H	W, 71-69
12/19/2002.....	H	W, 86-43
01/21/2006.....	A	W, 69-62
01/04/2010.....	A	W, 81-45

## **SOUTHERN • 1-4**

02/24/1977.....	1	L, 50-96
02/27/1981.....	2	L, 56-60
02/24/1983.....	H	W, 76-67
02/29/1984.....	A	L, 55-72
12/28/1984.....	H	L, 55-73

(1) LAIAW State Tournament, Ruston, La.  
(2) LAIAW Championship, Hammond, La.

## **SOUTHERN METHODIST (SMU) – 13-10**

01/26/1980.....	A	W, 72-62
01/06/1981.....	H	W, 78-48
12/5/1987.....	H	W, 84-73
11/25/1991.....	A	L, 53-68
12/29/1992.....	H	W, 82-58
01/05/1994.....	A	L, 64-74
12/30/1994.....	H/1	L, 71-74
01/03/1996.....	A	W, 71-62
11/25/1997.....	H	L, 58-68
12/05/1998.....	A	W, 81-80
12/13/1999.....	H	W, 81-69
12/06/2000.....	A	W, 75-66
01/06/2006.....	H	L, 66-78
02/26/2006.....	A	W, 71-58
03/03/2006.....	A/2	L, 84-86
01/14/2007.....	A	W, 63-58
02/22/2007.....	H	W, 78-72
02/02/2008.....	A	L, 69-81
03/01/2008.....	H	W, 71-68
01/22/2009.....	H	L, 56-59
02/26/2009.....	A	L, 49-61
01/17/2010.....	A	L, 59-70
02/07/2010.....	H	W, 78-59

(1) Pontchartrain Center  
(2) Conference USA Tournament, Dallas, Texas

## **SOUTHERN MISSISSIPPI • 27-32**

01/26/1977.....	H	W, 68-67
02/19/1977.....	A	L, 45-55
12/05/1980.....	A	L, 65-81
01/08/1981.....	H	L, 59-64
11/30/1981.....	A	L, 66-84
01/20/1982.....	H	W, 75-57
11/30/1982.....	A	L, 70-86
01/18/1983.....	H	L, 66-71
02/01/1984.....	A	L, 69-89
02/22/1984.....	H	W, 83-81
02/02/1985.....	A	L, 63-93
02/23/1985.....	H	L, 69-84
02/01/1986.....	H	L, 72-85
02/22/1986.....	A	W, 75-72
12/13/1986.....	H	W, 63-61
02/14/1987.....	A	L, 65-70
12/12/1987.....	A	L, 69-80
03/05/1988.....	H	W, 89-86
01/19/1989.....	A	L, 76-94
02/08/1989.....	H	L, 65-74
01/13/1990.....	A	L, 35-73
02/10/1990.....	H	L, 56-88
01/21/1991.....	H	L, 61-67
02/18/1991.....	A	L, 57-89
01/06/1992.....	H	L, 53-55
01/25/1992.....	A	L, 58-79
02/01/1993.....	H	W, 71-69
03/04/1993.....	A	L, 61-78
01/29/1994.....	H	L, 62-72
02/19/1994.....	A	L, 66-89
03/09/1994.....	1	L, 69-72
01/06/1995.....	H	W, 74-71
01/22/1995.....	A	W, 83-70
02/01/1996.....	A	L, 82-84 (ot)
02/21/1996.....	H	W, 72-67 (ot)
01/07/1997.....	A	W, 72-45
02/09/1997.....	H	W, 88-63
12/21/1997.....	H	L, 70-71
02/21/1998.....	A	W, 62-34
12/22/1998.....	A	W, 75-52
02/20/1999.....	H	W, 85-64
01/03/2000.....	H	W, 91-77

02/27/2000.....	A	L, 72-78
01/02/2001.....	A	W, 72-65
02/22/2001.....	H	W, 84-45
01/05/2002.....	H	W, 69-68
02/16/2002.....	A	W, 70-55
01/11/2003.....	H	W, 64-42
01/24/2003.....	A	W, 67-54
01/10/2004.....	A	L, 51-68
02/27/2004.....	H	W, 65-51
02/05/2005.....	A	L, 73-80
02/26/2005.....	H	W, 79-49
01/15/2006.....	A	L, 60-75
01/26/2007.....	H	W, 66-50
02/24/2008.....	A	L, 67-72
01/29/2009.....	H	W, 77-60
03/06/2009.....	H/2	L, 55-72
01/23/2010.....	H	W, 80-63

(1) Metro Tournament, Biloxi, Miss.  
(2) Conference USA Tournament, Fogelman Arena

## **SOUTHERN UTAH • 1-0**

11/25/1994.....	1	W, 75-67
-----------------	---	----------

(1) Coors-Rocky Mountain Invite, Colorado Springs, Colo.

## **SPRING HILL • 13-2**

02/21/1976.....	H	W, 54-15
01/29/1977.....	H	W, 82-19
01/28/1978.....	A	W, 66-35
02/18/1978.....	H	W, 57-16
02/09/1979.....	A	W, 79-43
02/16/1979.....	H	W, 69-50
02/09/1980.....	H	W, 60-50
12/06/1980.....	H	W, 69-54
02/16/1981.....	A	W, 69-59
02/18/1982.....	H	L, 55-59
11/23/1982.....	H	W, 79-67
11/30/1983.....	A	L, 69-76
12/07/1983.....	A/1	W, 70-63
12/03/1984.....	H	W, 63-52
02/21/1985.....	A	W, 78-73

(1) Jaguar Gym, Mobile, Ala.

## **STANFORD • 0-1**

03/20/2002.....	A/1	L 55-77
-----------------	-----	---------

(1) NCAA West Region 1st & 2nd Rounds, Palo Alto, Calif.

## **STEPHEN F. AUSTIN • 4-4**

02/20/1983.....	A	L, 58-74
02/10/1984.....	H	L, 75-86
01/13/1988.....	A	L, 55-85
01/11/1989.....	H	L, 65-70
12/28/2004.....	H/1	W, 79-72
11/10/2006.....	H	W, 75-52
11/16/2007.....	A	W, 56-45
12/20/2009.....	H	W, 84-51

(1) Tulane/DoubleTree Classic, Fogelman Arena

## **STETSON • 1-0**

12/18/1985.....	H	W, 70-69
-----------------	---	----------

## **TAMPA • 1-0**

01/13/1983.....	A	W, 77-60
-----------------	---	----------

## **TEMPLE • 0-1**

12/28/2008.....	H	L, 71-75 (ot)
-----------------	---	---------------

## **TEXAS • 0-1**

11/12/2000.....	A/1	L, 47-71
-----------------	-----	----------

(1) Preseason Women's NIT

## **TEXAS A&M • 4-3**

01/14/1981.....	H	L, 79-81
11/20/1982.....	H	W, 80-73
12/08/1992.....	A	L, 67-84
12/31/1993.....	H	W, 83-73
12/08/1998.....	H	W, 66-61
12/08/1999.....	A	W, 91-74
11/26/2004.....	1	L, 64-79

(1) CenturyTel Bobcat Classic, San Marcos, Texas

## **TEXAS A&M-CORPUS CHRISTI • 1-1**

01/05/2004.....	A	W, 57-53
12/07/2004.....	H	L, 57-75

## **TEXAS-ARLINGTON • 1-1**

11/23/1990.....	H	L, 77-83
12/30/2006.....	H/1	W, 68-65

(1) Tulane/DoubleTree Classic, Fogelman Arena

## **TEXAS CHRISTIAN (TCU) • 5-4**

01/25/1980.....	A	W, 89-69
11/30/1990.....	H	W, 59-55
11/27/1991.....	A	L, 66-70
02/10/2002.....	A	W, 63-59 (ot)
03/03/2002.....	1	W, 80-76 (ot)
02/23/2003.....	H	W, 74-65
03/07/2003.....	2	L, 65-78
02/06/2004.....	A	L, 44-76
01/09/2005.....	H	L, 66-78

(1) Conference USA Tournament, Chicago, Ill.

(2) Conference USA Tournament, Memphis, Tenn.

## **TEXAS-EL PASO (UTEP) • 6-5**

02/15/1980.....	H	W, 86-61
11/25/2005.....	A	W, 68-63
02/04/2006.....	H	L, 58-59
01/02/2007.....	A	L, 76-80
01/20/2007.....	H	W, 81-56
01/12/2008.....	H	L, 66-81
01/26/2008.....	A	L, 44-60
01/02/2009.....	A	W, 57-48
01/18/2009.....	H	L, 60-73
01/28/2010.....	H	W, 57-47
03/03/2010.....	A	W, 66-64

## **TEXAS-PAN AMERICAN – 1-0**

12/30/1988.....	H	W, 63-37
-----------------	---	----------

## **TEXAS-SAN ANTONIO • 1-2**

01/31/1987.....	H	L, 66-69 (ot)
02/16/1991.....	H	L, 93-98 (ot)
12/21/2007.....	H/1	W, 76-42

(1) Tulane/DoubleTree Classic, Fogelman Arena

## **TEXAS STATE • 1-0**

11/27/2004.....	A/1	W, 74-71
-----------------	-----	----------

(1) CenturyTel Bobcat Classic, San Marcos, Texas

## **TEXAS TECH • 1-3**

03/16/1995.....	A/1	L, 72-87
03/20/2000.....	A/1	L, 59-76
11/29/2006.....	A	L, 50-77
12/29/2009.....	H/2	W, 67-49

(1) NCAA Midstate Regional, Lubbock, Texas

(2) Tulane/DoubleTree Classic, Fogelman Arena

## **TEXAS WOMEN'S • 0-1**

11/24/1980.....	H	L, 69-80
-----------------	---	----------

## **TOLEDO • 1-0**

12/29/2005.....	H/1	W, 77-67 (ot)
-----------------	-----	---------------

(1) Tulane/DoubleTree Classic, Fogelman Arena

## **TROY • 3-0**

12/07/1993.....	H	W, 87-67
11/29/1994.....	A	W, 82-75
12/06/1996.....	H	W, 95-77

## **TULSA • 8-4**

01/06/1987.....	A	W, 49-44
01/08/2006.....	H	L, 63-70
02/24/2006.....	A	L, 63-74
01/12/2007.....	A	W, 75-62
02/24/2007.....	H	W, 78-70
01/31/2008.....	A	L, 56-64
02/28/2008.....	H	W, 80-60
01/24/2009.....	H	W, 78-41
02/28/2009.....	A	W, 64-56
03/05/2009.....	H/1	W, 49-44
01/15/2010.....	A	W, 58-55
02/05/2010.....	H	L, 67-80

(1) Conference USA Tournament, Fogelman Arena

## **VERMONT • 1-0**

03/18/2000.....	1	W, 65-60
-----------------	---	----------

(1) NCAA Midstate Regional, Lubbock, Texas

## **VILLANOVA • 1-0**

11/24/2006.....	1	W, 72-60
-----------------	---	----------

(1) FIU Thanksgiving Classic, Miami, Fla.

## **VIRGINIA • 1-0**

12/29/2001.....	H/1	W, 74-63
-----------------	-----	----------

(1) Tulane/Doubletree Classic, Fogelman Arena

## **VIRGINIA COMMONWEALTH (VCU) • 5-6**

01/11/1992.....	H	W, 74-72
03/02/1992.....	A	L, 51-73
03/11/1992.....	1	L, 58-73
01/30/1993.....	A	L, 60-75
02/22/1993.....	H	L, 71-77
02/07/1994.....	A	W, 69-43
03/05/1994.....	H	W, 70-56
01/13/1995.....	A	W, 76-65
02/03/1995.....	H	L, 63-66
11/28/1998.....	A	W, 52-51
11/20/2008.....	A/2	L, 49-65

(1) Metro Conference Tournament, Louisville, Ky.

(2) Preseason WNIT Consolation Round, Richmond, Va.

## **VIRGINIA TECH • 8-9**

01/29/1982	1	W, 72-64
02/25/1982	2	L 52-62
02/25/1984	H	W, 64-59
01/10/1985	A	L, 64-104
01/13/1986	H	W, 89-77 (ot)
01/20/1990	A	L 59-82
03/03/1990	H	L 53-70
01/14/1991	H	L 54-64
02/11/1991	A	L 41-67
02/01/1992	H	W, 59-56
02/29/1992	A	W, 63-43
01/16/1993	A	L 57-80
02/15/1993	H	W, 79-65
01/15/1994	H	W, 75-64
02/26/1994	A	L 65-71
01/27/1995	H	W, 72-62
02/12/1995	A	L 65-77



# Series History

Opponent	Overall	Home	Road	Neutral
Alabama	3-7	2-3	1-3	0-1
<b>Alabama-Birmingham (UAB)</b>	<b>20-9</b>	<b>9-4</b>	<b>8-5</b>	<b>3-0</b>
Alabama State	2-0	2-0	0-0	0-0
Alcorn State	2-0	1-0	1-0	0-0
Arizona State	0-2	0-1	0-1	0-0
Arkansas	0-3	0-2	0-1	0-0
Arkansas-Little Rock	1-0	1-0	0-0	0-0
Arkansas-Pine Bluff	1-0	1-0	0-0	0-0
Arkansas State	2-1	1-0	1-0	0-1
Appalachian State	1-0	1-0	0-0	0-0
Auburn	1-2	1-1	0-1	0-0
Ball State	1-0	1-0	0-0	0-0
Belhaven College	2-2	2-2	0-0	0-0
Boise State	1-0	0-0	0-0	1-0
Boston College	1-0	1-0	0-0	0-0
Boston University	2-0	1-0	1-0	0-0
Brigham Young (BYU)	1-0	1-0	0-0	0-0
Buffalo	1-0	1-0	0-0	0-0
<b>California</b>	<b>0-1</b>	<b>0-0</b>	<b>0-1</b>	<b>0-0</b>
California-Irvine	1-0	0-0	0-0	1-0
California-Santa Barbara	1-0	0-0	0-0	1-0
Central Connecticut State	1-0	1-0	0-0	0-0
<b>Central Florida (UCF)</b>	<b>6-4</b>	<b>3-1</b>	<b>1-3</b>	<b>2-0</b>
<b>Charlotte</b>	<b>14-8</b>	<b>8-2</b>	<b>5-5</b>	<b>1-1</b>
Chicago State	0-1	0-0	0-0	0-1
Cincinnati	11-15	5-5	3-7	3-3
Colby College	1-0	0-0	0-0	1-0
Colorado	1-1	0-0	0-1	1-0
Colorado State	2-1	1-0	0-1	1-0
Columbia	1-0	1-0	0-0	0-0
Cornell	1-0	1-0	0-0	0-0
Creighton	0-1	0-1	0-0	0-0
DePaul	5-7	3-2	2-4	0-1
<b>Detroit</b>	<b>0-1</b>	<b>0-1</b>	<b>0-0</b>	<b>0-0</b>
Dillard	5-4	2-2	2-2	0-1
Drake	1-1	1-0	0-1	0-0
Duke	0-1	0-1	0-0	0-0
<b>East Carolina</b>	<b>8-3</b>	<b>3-1</b>	<b>4-1</b>	<b>1-1</b>
Eastern Kentucky	0-1	0-1	0-0	0-0
Eastern Washington	1-0	1-0	0-0	0-0
Fairfield	2-0	1-0	1-0	0-0
Florida	2-1	2-0	0-1	0-0
Florida International	1-1	0-0	1-1	0-0
Florida State	7-11	6-4	0-6	1-1
Fordham	1-0	1-0	0-0	0-0
Furman	2-0	2-0	0-0	0-0
Georgetown	1-1	1-0	0-1	0-0
George Mason	1-1	0-1	1-0	0-0
George Washington	0-3	0-1	0-1	0-1
Georgia	0-1	0-0	0-0	0-1
Georgia Southern	0-2	0-1	0-1	0-0
Georgia State	1-2	1-1	0-1	0-0
Georgia Tech	0-4	0-1	0-3	0-0
Grambling State	1-2	1-1	0-1	0-0
Hampton	1-0	0-0	0-0	1-0
Hartford	1-0	1-0	0-0	0-0
Harvard	2-0	0-0	1-0	1-0
High Point	1-0	1-0	0-0	0-0
Hofstra	1-0	0-0	0-0	1-0
Holy Cross	2-0	2-0	0-0	0-0
<b>Houston</b>	<b>17-10</b>	<b>8-4</b>	<b>7-5</b>	<b>2-1</b>
Howard	1-1	1-0	0-1	0-0
Illinois State	1-1	1-0	0-0	0-1
Immaculata	1-0	0-0	0-0	1-0
Indiana State	1-0	1-0	0-0	0-0
Iona	1-0	1-0	0-0	0-0
Iowa State	1-0	0-0	0-0	1-0
Jackson State	2-0	1-0	0-0	1-0
Jacksonville State	1-0	1-0	0-0	0-0
James Madison	2-0	1-0	1-0	0-0
Kansas	0-1	0-0	0-0	0-1
Kansas State	1-0	0-0	0-0	1-0
Kent State	1-0	1-0	0-0	0-0
Lamar	1-3	1-2	0-1	0-0
Lehigh	1-0	0-0	0-0	1-0
Liberty	0-1	0-0	0-0	0-1
Long Island	1-0	1-0	0-0	0-0
Longwood	1-0	0-0	0-0	1-0
Louisiana-Lafayette	21-5	11-0	8-4	2-1
<b>Louisiana-Monroe</b>	<b>7-6</b>	<b>4-2</b>	<b>1-2</b>	<b>2-2</b>
<b>Louisiana State (LSU)</b>	<b>3-28</b>	<b>2-13</b>	<b>1-15</b>	<b>0-0</b>
<b>Louisiana Tech</b>	<b>0-7</b>	<b>0-2</b>	<b>0-5</b>	<b>0-0</b>
Louisville	10-20	7-8	2-12	1-0
Loyola (Maryland)	1-0	0-0	0-0	1-0
Loyola (New Orleans)	1-0	1-0	0-0	0-0
Maine	1-1	1-0	0-1	0-0
Marist	0-1	0-1	0-0	0-0
Marquette	7-6	4-2	2-3	1-1
<b>Marshall</b>	<b>5-1</b>	<b>2-0</b>	<b>3-0</b>	<b>0-1</b>
Mary Crest	1-0	1-0	0-0	0-0

Opponent	Overall	Home	Road	Neutral
Massachusetts (UMass)	1-0	0-0	0-0	1-0
McNeese State	6-12	5-4	1-6	0-2
<b>Memphis</b>	<b>14-22</b>	<b>7-11</b>	<b>7-10</b>	<b>0-1</b>
Mercer	0-1	0-0	0-0	0-1
Miami (Florida)	2-1	1-0	1-1	0-0
Miami (Ohio)	2-0	1-0	1-0	0-0
Michigan	1-0	0-0	0-0	1-0
Minnesota	0-1	0-0	0-0	0-1
Mississippi	2-1	1-0	1-0	0-1
Mississippi College	4-1	2-0	1-1	1-0
<b>Mississippi State</b>	<b>4-3</b>	<b>2-1</b>	<b>2-2</b>	<b>0-0</b>
Missouri-Kansas City (UMKC)	2-0	1-0	1-0	0-0
Missouri State	1-1	0-1	1-0	0-0
Nebraska	1-0	0-0	0-0	1-0
Nevada-Las Vegas (UNLV)	1-0	1-0	0-0	0-0
New Orleans (UNO)	18-30	14-12	4-18	0-0
<b>Nicholls State</b>	<b>28-12</b>	<b>20-2</b>	<b>8-10</b>	<b>0-0</b>
North Carolina-Ashville	1-0	1-0	0-0	0-0
North Carolina-Greensboro	3-0	2-0	1-0	0-0
North Texas	2-0	2-0	0-0	0-0
Northern Illinois	1-0	0-0	0-0	1-0
Northwest Missouri State	1-0	1-0	0-0	0-0
Northwestern State	2-4	2-0	0-1	0-3
Oklahoma	1-1	1-0	0-1	0-0
Oral Roberts	1-1	1-0	0-1	0-0
Oregon	1-0	1-0	0-0	0-0
Oregon State	1-1	1-0	0-1	0-0
Pennsylvania	2-0	2-0	0-0	0-0
Penn State	0-1	0-1	0-0	0-0
Pepperdine	2-0	1-0	1-0	0-0
Phillips College	1-0	1-0	0-0	0-0
Pittsburgh	0-1	0-0	0-0	0-1
Portland	2-0	1-0	1-0	0-0
Prairie View A&M	2-0	2-0	0-0	0-0
Princeton	1-0	1-0	0-0	0-0
Providence	1-0	1-0	0-0	0-0
Puerto Rico-Mayaguez	1-0	0-0	0-0	1-0
Purdue	0-2	0-1	0-1	0-0
Rhode Island	2-0	1-0	1-0	0-0
<b>Rice</b>	<b>12-10</b>	<b>6-4</b>	<b>6-5</b>	<b>0-1</b>
Richmond	1-0	0-0	1-0	0-0
Robert Morris	1-1	0-1	0-0	1-0
Sacramento State	1-0	1-0	0-0	0-0
Saint Joseph's	0-1	0-0	0-0	0-1
Saint Louis	10-2	6-0	3-2	1-0
Samford	0-1	0-1	0-0	0-0
Sam Houston State	1-1	1-0	0-1	0-0
Shorter College	0-1	0-0	0-1	0-0
Siena	1-0	0-0	1-0	0-0
<b>South Alabama</b>	<b>7-11</b>	<b>4-4</b>	<b>3-7</b>	<b>0-0</b>
South Carolina	0-12	0-4	0-3	0-5
South Florida (USF)	19-9	9-4	8-5	2-0
<b>Southeastern Louisiana</b>	<b>12-6</b>	<b>8-0</b>	<b>4-6</b>	<b>0-0</b>
Southern	1-4	1-1	0-1	0-2
<b>Southern Methodist (SMU)</b>	<b>13-10</b>	<b>7-4</b>	<b>6-6</b>	<b>0-0</b>
<b>Southern Mississippi</b>	<b>27-32</b>	<b>19-11</b>	<b>8-20</b>	<b>0-1</b>
Southern Utah	1-0	0-0	0-0	1-0
Spring Hill	13-2	8-1	5-1	0-0
Stanford	0-1	0-0	0-1	0-0
<b>Stephen F. Austin</b>	<b>4-4</b>	<b>3-2</b>	<b>1-2</b>	<b>0-0</b>
Stetson	1-0	1-0	0-0	0-0
Tampa	1-0	0-0	1-0	0-0
Temple	0-1	0-1	0-0	0-0
Texas	0-1	0-0	0-1	0-0
Texas A&M	4-3	3-1	1-1	0-1
Texas A&M-Corpus Christi	1-1	0-1	1-0	0-0
Texas-Arlington	1-1	1-1	0-0	0-0
Texas Christian (TCU)	5-4	2-1	2-2	1-1
<b>Texas-El Paso (UTEP)</b>	<b>6-5</b>	<b>3-3</b>	<b>3-2</b>	<b>0-0</b>
Texas-San Antonio	1-2	1-2	0-0	0-0
Texas State	1-0	0-0	1-0	0-0
Texas Tech	1-3	1-0	0-3	0-0
Texas Women's	0-1	0-1	0-0	0-0
Toledo	1-0	1-0	0-0	0-0
Troy	3-0	2-0	1-0	0-0
<b>Tulsa</b>	<b>8-4</b>	<b>4-2</b>	<b>4-2</b>	<b>0-0</b>
Vermont	1-0	0-0	0-0	1-0
Virginia	1-0	1-0	0-0	0-0
Virginia Commonwealth (VCU)	5-6	2-2	3-3	0-1
Virginia Tech	8-9	6-2	1-6	1-1
West Florida	4-0	2-0	2-0	0-0
West Virginia	1-0	1-0	0-0	0-0
Wichita State	1-0	0-0	0-0	1-0
William Carey	4-5	4-0	0-5	0-0
William & Mary	1-0	1-0	0-0	0-0
Winthrop	2-0	1-0	1-0	0-0
Xavier (New Orleans)	5-7	3-2	2-4	0-1
Xavier (Ohio)	1-0	0-0	0-0	1-0
Yale	1-0	1-0	0-0	0-0

**bold italics** indicates potential 2010-11 opponent

# All-Time Letterwinners



PLAYER	Jersey	Ht	Pos	Hometown	Years	GP	FG	FGA	FG%	3s	3A	3%	FT	FTA	FT%	OR-DR	RPG	Ast	Blk	St	Pts	PPG
Aidoo, Tiffany.....	23	5-9	G/F	Slidell, La.....	08.09.10	95	219	562	390	76	240	317	107	168	637	129-151	2.9	132	7	106	621	6.5
Alligood, Tracy.....	32				81		1	0	0	0	0	0	2	2	1.000	0-0	0.0	0	0	0	2	2.0
Archinard, Tom-meka.....	13	5-9	G	Lake Charles, La.....	91.93	39	33	118	280	0	0	0	41	52	788	17-34	1.3	24	2	16	107	2.7
Barnes, Evanda.....	44	6-1	F	Donaldsonville, La.....	88.89	54	363	660	550	3	13	231	142	222	640	102-365	8.6	39	19	99	871	16.1
Barnes, Kendra.....	00	6-2	F	Tulsa, Okla.....	06.07.08	81	143	285	502	0	0	0	74	160	463	99-227	4.0	45	9	35	360	4.4
Barnes, Roshaunda.....	11	5-5	G	Baton Rouge, La.....	08.09.10	81	161	473	340	21	85	247	93	151	616	50-118	2.1	212	20	129	436	5.4
Barrois, Thomee.....	50/40	6-2	F	Buras, La.....	88.89.90.91	90	93	243	383	0	0	0	53	131	405	94-163	2.9	33	7	21	239	2.7
Benzio, Brett.....	44	6-3	C	Palm City, Fla.....	09.10	60	191	391	488	0	0	0	103	159	648	148-348	8.3	76	81	45	485	8.1
Bregman, Tammy.....	14	5-4	G	Atlanta, Ga.....	76	22	28	99	283	0	0	0	7	21	333	37	1.7	12	0	0	63	2.9
Brown, Alendra.....	55	6-3	C	New Orleans, La.....	05.06.07.08	111	277	595	466	0	3	0	187	274	682	254-276	4.8	76	54	89	741	6.7
Brown, Chassity.....	32	5-7	G	Shreveport, La.....	07.08.09.10	109	320	841	381	107	351	305	222	337	659	80-239	2.9	206	24	211	969	8.9
Brown, Paula.....	25	5-9	F	Ocean Springs, Miss.....	83.84.85.86	112	345	973	355	0	0	0	133	193	689	399	3.6	125	2	8	823	7.3
Bryant, Kim.....	33	6-0	F	Little Rock, Ark.....	93.94.95	110	443	949	467	0	3	0	168	257	654	218-458	6.1	76	12	132	1054	9.6
Burse, Janell.....	33	6-5	C	New Orleans, La.....	97.98.99.00	116	636	1098	579	1	1	1.000	352	625	563	391-490	7.6	71	248	108	1625	14.0
Byrd, Martha.....	12	5-4	G	Pascagoula, Miss.....	78.79	40	63	192	328	0	0	0	47	63	746	61	1.5	49	0	0	173	4.3
Captain, Sarah.....	44	6-2	C	Virginia Beach, Va.....	90.91.92.93	108	223	484	461	0	1	0	167	239	699	183-239	4.2	66	41	54	613	5.7
Carroll, Jessica.....	14	6-0	G	League City, Texas.....	00.01.02.03	60	24	65	369	0	3	0	19	26	731	19-53	1.2	12	4	4	67	1.1
Carter, Geneva.....	15	6-1	F	Baton Rouge, La.....	96	10	6	11	545	0	0	0	5	9	556	4-6	1.0	1	1	2	17	1.7
Cates, Debbie.....	31	5-8	F	Ponte Vedra, Fla.....	76	8	2	0	0	0	0	0	1	0	0	0	0	0	0	0	5	0.6
Cathrall, Elizabeth Ann.....	20	5-9	F/C	Eufaula, Ala.....	76	13	45	0	0	0	0	0	25	0	0	0	0	0	0	0	115	8.8
Cayette, Shelly.....	30	6-4	C	St. James, La.....	03.04.05	44	30	59	508	0	0	0	2	8	250	8-23	0.7	11	8	9	62	1.4
Cizmar, Kiki.....	31	6-1	G	Zagreb, Croatia.....	97.98.99	83	150	346	434	36	96	375	26	39	667	28-99	1.5	119	15	48	362	4.4
Cleveland, Caitlin.....	13	5-10	G	Kenner, La.....	08	19	6	17	353	0	1	0	9	10	900	2-11	0.7	13	0	2	21	1.1
Clifton, Tiffany.....	52	5-10	F	Leesville, La.....	95	11	5	8	625	0	0	0	13	16	813	3-7	0.9	4	0	2	23	2.1
Coleman, Roma.....	12	5-8	G	Houston, Texas.....	92.93.94.95	113	176	532	331	0	11	0	149	258	578	122-206	2.9	388	13	153	501	4.4
Crawford, Margie.....	42	6-0	C	Gretna, La.....	85	23	76	188	404				41	68	603	138	6.0	37	0	0	193	8.4
Dalby, Rebecca.....	15	5-9	F	Deer Park, Texas.....	76	13	58	0	0	0	0	0	21	0	0	0	0	0	0	0	137	10.5
Daley, Grace.....	4	5-8	G	Ocala, Fla.....	97.98.99.00	122	747	1489	502	187	525	356	578	744	777	263-331	4.9	345	18	289	2259	18.5
Dornen, Dee Dee.....	25	5-5	G	Chalmette, La.....	88	24	8	22	364	0	0	0	13	20	650	76	3.2	10	1	11	29	1.2
Dove, Monica.....	34	5-8	G	New Orleans, La.....	85.86.87.88	109	409	1014	403	1	4	250	201	320	628	526	4.8	106	1	53	1020	9.4
Drew, Destiny.....	51	6-1	F	Houston, Texas.....	04.05	45	20	40	500	0	0	0	8	15	533	24-25	1.1	3	6	12	48	1.1
Duclos, Sharon.....	13	5-10	F	Vicksburg, Miss.....	83.84.85.86	108	125	308	406	0	0	0	137	230	596	278	2.6	82	0	10	387	3.6
Eagan, Ellen.....	32	5-11	F/C	New Orleans, La.....	78	16	14	51	275	0	0	0	8	23	348	48	3.0	3	0	0	36	2.3
Edison, Karen.....	33	5-9	F	Westborough, Mass.....	90.91	55	115	287	401	0	0	0	85	160	531	82-107	3.4	21	6	20	315	5.7
Farris, Barbara.....	54	6-3	C	Harvey, La.....	95.96.97.98	118	660	1036	637	1	2	500	408	684	596	351-588	8.0	105	47	144	1729	14.7
Ferguson, Khadrereil.....	1	5-10	G	Jackson, La.....	05.06	10	1	7	143	0	2	0	0	0	0	0	3-2	0.5	1	0	2	0.2
Forster, Susan.....	13	5-6	F	New Orleans, La.....	76	13	6	0	0	0	0	0	11	0	0	0	0	0	0	0	23	1.8
Frey, Mignon.....	12	5-9	G	Metairie, La.....	96.97.98	33	10	28	357	5	12	417	2	4	500	2-7	0.3	25	0	14	27	0.8
Frey, Nicole.....	14	5-5	G	Metairie, La.....	89.90.91.92	70	102	336	304	12	50	240	105	171	614	28-97	1.8	169	4	79	321	4.6
Fuqua, Sherri.....	14	5-9	G/F	New Orleans, La.....	79.80.81.82	104	479	1089	440	0	0	0	231	303	762	383	3.7	380	9	0	1189	11.4
Gaudet, Stacey.....	10	5-9	G	Kenner, La.....	84.85.86.87	112	757	1723	439	0	0	0	566	703	805	720	6.4	272	0	50	2080	18.6
Gilligan, Mary.....	23	5-5	G	Middletown, N.J.....	82	27	40	107	374	0	0	0	18	29	621	23	0.9	79	0	0	98	3.6
Goodwin, Holly.....	25	5-11	F	Paron, Ark.....	95	6	2	7	286	1	3	333	4	4	1.000	0-1	0.2	0	0	1	9	1.5
Goolsby, Bree.....	21	6-2	F	Marietta, Ga.....	99	4	0	3	0	0	0	0	0	0	0	0	0-1	0.3	0	0	0	0.0
Goree, Sarah.....	11	5-8	G	Baton Rouge, La.....	99.00.01.02	126	374	987	379	152	424	358	217	274	792	48-264	2.5	418	12	122	1117	8.9
Grayson, Olivia.....	21	5-9	G	Metairie, La.....	10	33	96	256	375	16	55	291	67	90	744	49-102	4.6	96	14	53	275	8.3
Gurr, Danielle.....	24	5-11	F	Chesterfield, Mo.....	85.86.87.88	96	190	394	482	0	0	0	88	119	739	242	2.5	47	4	36	468	4.9
Hadley, Rodnelle.....	21	5-8	G	Metairie, La.....	95.96.97.98	109	106	276	384	4	9	444	107	158	677	39-150	1.7	221	1	68	323	3.0
Hall, Mashandra.....	11/21	5-10	G	Memphis, Tenn.....	90.91	48	60	193	311	0	0	0	25	59	424	38-85	2.6	36	0	25	145	3.0
Hampton, Lakeitha.....	32	6-0	F	New Orleans, La.....	02.03.04.05	110	399	839	476	1	5	200	254	401	633	297-313	5.5	57	19	134	1053	9.6
Harris, Muci.....	5	5-7	G	Sandweiler, Luxembourg.....	03	29	72	180	400	47	125	376	29	38	763	15-47	2.1	61	2	36	220	7.6
Hauser, Holly.....	24	5-8	F	Monumet, Colo.....	89.90.91.92	47	9	51	176	1	4	250	3	10	300	8-23	0.7	10	1	6	22	0.5
Haynes, Nancy.....	12	5-5	G	New Orleans, La.....	84.85.86.87	71	31	86	360	0	0	0	26	49	531	37	0.5	72	1	14	88	1.2
Hector, Salome.....	23	5-5	G	Houma, La.....	99.00.01.02	88	128	331	387	20	71	282	135	196	689	64-105	2.7	113	11	112	411	4.7
Heiderer, Sarah.....	25	5-9	F	Huntington Woods, Mich.....	81.82.83.84	87	70	195	359	0	0	0	28	56	500	177	2.0	15	1	4	168	1.9
Heike, Teresa.....	34	6-3	C	Royal Oak, Mich.....	80.81.82.83	71	191	350	546	0	0	0	83	114	728	225	3.2	20	36	0	465	6.5
Hendy, D'Aundra.....	23	5-8	G	Houma, La.....	03.04.05.07	111	403	996	405	56	196	286	192	308	623	117-240	3.2	322	43	260	1054	9.5
Hill, Sharon.....	22	5-9	F	Kenner, La.....	79.80.81.82	98	223	425	525	0	0	0	53	78	679	353	3.6	131	2	0	499	5.1
Howell, Cassandra.....	34	5-10	F	Memphis, Tenn.....	90.91.92.93	87	100	298	336	1	2	500	155	242	640	124-149	3.1	26	22	35	356	4.1
Jackson, Tia.....	5	5-9	G	Houston, Texas.....	07.08.09	41	23	49	469	2	10	200	23	34	676	15-17	0.8	22	2	10	71	1.7
Johnson, Keisha.....	15	5-11	F	Morgan City, La.....	91.92.93.94	112	729	1198	609	0	0	0	365	653	559	465-653	9.4	72	24	222	1823	16.3
Johnson, Keri.....	32	5-8	F	Belle Chasse, La.....	89.90.91.92	34	1	10	100	0	1	0	1	6	167	3-6	0.3	0	1	2	3	0.1
Johnson, Terry.....	23	5-10	F	Long Beach, Miss.....	79.80.81	75	533	1099	485	0	0	0	291	423	688	594	7.9	90	0	0	1357	18.1
Jones, Carmen.....	15	5-6	G	New Orleans, La.....	87.88.89.90	111	723	1618	447	50	173	289	380	556	683	146-598	6.7	367	10	307	1876	16.9
Jones, Danielle.....	12/41	6-1	F/C	Land O'Lakes, Fla.....	86.87.88.89	77	145	323	449	5	13	385	93	157	592	9-247	3.3	41	17	49	388	5.0
Joseph, Delacey.....	20	6-0	G	Donaldsonville, La.....	01.02.03.04	99	300	816	368	65	242	269	121	176	688	78-239	3.2	204	7	88	786	7.9
K																						



# All-Time Letterwinners

TULANE UNIVERSITY

PLAYER	Jersey	Ht	Pos	Hometown	Years	GP	FG	FGA	FG%	3s	3A	3%	FT	FTA	FT%	OR-DR	RPG	Ast	Blk	St	Pts	PPG	
Koch, Kristen	32	5-11	F/G	Trenton, Ill.	96-97-98-99	117	205	510	402	57	161	354	111	155	716	98-228	2.8	154	20	80	578	4.9	
Langford, Ashley	2	5-5	G	Harrisburg, Pa	06-07-08-09	121	314	919	342	39	146	267	380	453	839	79-324	3.3	722	9	234	1047	8.7	
LeBlanc, Brenda	30	5-9	F	Lafayette, La.	79	5	1	1,000	0	0	0	0	0	0	0	0-3	0.6	1	0	0	2	0.4	
Lebsack, Elizabeth	35/32	6-0	C	Great Bend, Kansas	83-84	56	195	418	467	0	0	0	0	79	135	585	336	6.0	14	13	9	469	8.4
Lennix, Kinya	21	5-9	G	LaPlace, La.	02-03-04-05	92	83	257	323	0	5	0	0	35	61	574	36-84	1.3	36	13	18	201	2.2
Lewis, Jann	14	5-6	G	New Orleans, La.	83-85-86-87	110	366	842	435	0	0	0	0	229	319	718	399	3.6	240	1	50	961	8.7
Lindsey, Brittany	35	6-1	F	Atlanta, Ga.	08-09-10	68	316	639	495	1	2	500	106	186	570	162-182	5.1	48	74	57	739	10.9	
Lowry, Mary	11	5-8	G	Bossier City, La.	96-97	63	300	690	435	46	133	346	216	290	745	70-175	3.9	215	12	112	862	13.7	
Luckhurst, Nikki	3	5-8	G	Duluth, Ga.	05-06-07-08	113	303	848	357	193	565	342	80	96	833	89-226	2.8	181	11	103	879	7.8	
Lymon, Keisha	00	6-3	F	Donaldsville, La.	02-03	38	36	83	434	0	1	0	0	22	32	688	32-73	2.8	12	27	10	94	2.5
Marino, Mary Ann*	35	5-11	F	Metairie, La.	93-95-96-97	121	452	1147	394	111	361	307	219	269	814	202-300	4.1	325	64	187	1234	10.2	
McKiver, Teana	32	6-3	C	Buelaville, N.C.	01-02-03	96	487	828	588	2	2	1,000	228	409	557	236-398	6.6	99	217	84	1204	12.5	
McLemore, Joanna	87					20	6	23	261	0	0	0	0	6	8	750	0-5	0.3	10	1	3	18	0.9
Modenbach, Jerrye	33	6-0	F	Jefferson, La.	79	16	5	16	313	0	0	0	0	5	10	500	0-11	0.7	1	0	0	15	0.9
Modenbach, Mary	22	5-8	F	Jefferson, La.	78	14	4	18	222	0	0	0	0	4	9	444	0-10	0.7	2	0	0	12	0.9
Monroe, Sheila	21	5-10	F	Twin Falls, Idaho	78	5	1	7	143	0	0	0	0	0	0	0	0	0	0	0	0	2	0.4
Montagnino, Jami	11	5-8	G	Baton Rouge, La.	04-05-06-07	114	353	935	378	157	485	324	248	288	861	77-323	3.5	237	15	130	1111	9.7	
Moore, Tymeka	22	5-9	G	Houston, Texas	02-03-04-05	89	120	283	424	0	8	0	0	60	98	612	85-187	3.1	70	36	81	300	3.4
Morris, Jeannie	22	5-4	G	Donaldsonville, La.	76	13	27	0	0	0	0	0	0	5	0	0	0	0	0	0	0	59	4.5
Nadeau, Kelly	12	5-6	G	Hudson, N.H.	01-02-03-04	124	271	733	370	147	464	317	140	182	769	46-240	2.3	346	9	197	829	6.7	
Nierman, Patricia	24	5-6	G	Anacortes, Wash.	76-77-78	41	111	183	607	0	0	0	0	39	25	1,560	43	1.0	17	0	0	261	6.4
Norris, La'Shanna	24	6-2	F	Joaquin, Texas	00	24	17	25	680	0	0	0	0	8	12	667	15-20	1.5	1	11	5	42	1.8
Nunn, Daniell	20	5-9	G/F	Arlington, Texas	10	33	118	215	549	0	2	0	0	127	188	676	58-87	4.4	45	2	55	363	11.0
Nwokedi, Jennifer	42	6-1	F	Houston, Texas	09-10	45	24	53	453	0	0	0	0	14	24	583	23-30	1.2	2	16	3	62	1.4
Owens, Susan	12	5-8	G/F	Southfield, Mich.	80-81-82-83	109	332	688	483	0	0	0	0	130	153	850	284	2.6	429	3	50	794	7.3
Palman, Melissa	10	5-4	G	Bethesda, Md.	83-84-85-86	102	101	321	315	0	0	0	0	105	154	682	129	1.3	84	2	23	307	3.0
Palrang, Melicent	33	6-2	C	Caldwell, Idaho	84-85-86-87	103	179	424	422	0	0	0	0	141	196	719	340	3.3	49	2	12	499	4.8
Pertuit, Kristi	21	5-6	G	Kenner, La.	92-93-94-95	103	135	368	367	10	30	333	151	199	759	60-96	1.5	121	1	49	431	4.2	
Philpots, Dominique	45	6-3	F	Riverdale, Ga.	05-06-07-08	109	164	408	402	0	0	0	0	64	95	674	118-204	3.0	19	85	32	392	3.6
Rainey, Chasity	32	5-9	F	Casa, Ark.	92-93-94-95	59	74	232	319	45	139	324	38	61	623	34-58	1.6	27	0	23	231	3.9	
Reilly, Megan	13/30	5-7	F	New Orleans, La.	78-79	44	135	308	438	0	0	0	0	86	150	573	208	4.7	43	0	0	356	8.1
Roberson, Fabrecia^	22	5-11	F	Heflin, La.	97-98-99-00	124	293	630	465	0	6	0	0	242	345	701	145-379	4.2	149	31	110	828	6.7
Rusch, Deborah	25	5-7	G	Woodstock, Ga.	91-92-93-94	112	387	1141	339	134	487	275	76	107	710	45-204	2.2	388	18	147	984	8.8	
Rust, Angela	42/12	6-3	C	Grafton, Va.	89-90-91-92	109	254	598	425	0	0	0	0	193	250	772	201-291	4.5	46	90	70	701	6.4
Sands, Jennifer	33	6-0	F	Dallas, Texas	05-06-07	71	222	479	463	19	60	317	93	144	646	88-248	4.7	71	20	48	556	7.8	
Scanlon, Kelly	13	5-9	G	Ballston Lake, N.Y.	97-98-00-01	123	130	397	327	82	259	317	75	109	688	38-208	2.0	266	10	71	417	3.4	
Shapiro, Lisa	24	5-4	G	Cincinnati, Ohio	76	13	5	0	0	0	0	0	0	2	0	0	0	0	0	0	0	12	0.9
Shaw, Kim	21	6-0	F/C	Brentwood, Mo.	76	13	33	0	0	0	0	0	0	5	0	0	0	0	0	0	0	71	5.5
Shlagman, Sara	22	6-1	C	Washington, D.C.	83-84-85-86	96	314	727	432	0	0	0	0	138	252	548	605	6.3	17	3	3	766	8.0
Simmons, Courtney	25	5-10	G	Baton Rouge, La.	04-05	32	56	141	397	5	25	200	60	90	667	16-60	2.4	68	3	36	177	5.5	
Simpson, Stephanie	55	6-3	C	Lake Charles, La.	92-93-94-95	103	72	201	358	2	4	500	31	47	660	52-116	1.6	27	60	31	177	1.7	
Slaton, Kiara	50	6-3	F	Ocean Springs, Miss.	08-09	44	28	67	418	0	0	0	0	8	14	571	22-58	1.8	5	6	8	64	1.5
Slaughter, Gwen	45	6-2	F	Mamou, La.	99-01-02-03	126	432	843	512	0	1	0	0	224	386	580	332-630	7.6	185	210	171	1088	8.6
Smith, Melisa	21/11	5-8	G	Mandeville, La.	79	3	1	2	500	0	0	0	0	0	0	0	0-2	0.7	1	0	0	2	0.7
Smith, Phoebe	43/40	5-10	C	Mandeville, La.	79	23	44	112	393	0	0	0	0	36	61	590	88	3.8	1	0	0	124	5.4
Snow, Tyria	25	5-8	G	Shreveport, La.	10	18	2	4	500	0	0	0	0	0	1	0	0	0	0	0	5	4	0.2
Solomon, Sheri	22	6-0	F	New Orleans, La.	88	12	9	20	450	0	0	0	0	3	4	750	11	0.9	1	0	1	21	1.8
Staidum, Sasha	24	5-7	G	Houma, La.	06-07-08	78	99	261	379	9	29	310	47	81	580	70-95	2.1	38	6	33	254	3.3	
Themann, Britt	34	6-1	F	Seattle, Wash.	00-01-02-03	128	284	706	402	174	471	369	157	201	781	88-150	1.9	97	22	54	899	7.0	
Thomas, Schandel	89					26	63	142	444	0	0	0	0	24	42	571	25-66	3.5	52	2	28	150	5.8
Thomas, Tracey	50	6-2	C	Leesville, La.	94-95	12	0	7	0	0	0	0	0	3	10	300	4-6	0.8	0	0	0	3	0.3
Thomaskutty, Christy	23	5-6	G	Somersville, Ala.	93-94-95-96	118	401	1005	399	295	778	379	270	347	778	69-277	2.9	367	6	172	1367	11.6	
Toujouse, Patricia OJ.	15	5-8	F	Metairie, La.	78-79-80-81	90	477	1128	423	0	0	0	0	121	170	712	390	4.3	218	0	0	1075	11.9
Towry, Sharon	13	5-8	F	Rayne, La.	80-81-82-83	93	116	316	367	0	0	0	0	45	66	682	155	1.7	105	2	13	277	3.0
True, Cheryl	33	5-11	G	Texarkana, Texas	88-89	54	86	244	352	7	22	318	44	77	571	20-156	3.3	53	4	29	223	4.1	
Tupper, Margaret	33	6-1	F/C	South Portland, Maine	81-82-83	73	224	323	693	0	0	0	0	108	179	603	405	5.5	32	15	19	556	7.6
Turnbull, Taryn	44	5-10	G	Kingston, Ontario	98-99-00-01	109	98	242	405	25	93	269	73	115	635	73-119	1.8	233	15	81	294	2.7	
Tyner, Teresa	23	5-9	G	Victoria, Texas	90-91	12	41	121	339	0	0	0	0	27	41	659	11-24	2.9	29	0	16	109	9.1
Valicevic, Megan	14	5-11	G/F	The Woodlands, Texas	06-07-08-09	122	232	549	423	53	159	333	168	229	734	149-234	3.1	97	8	84	685	5.6	
Vicknair, Lacey	5	6-2	F	Metairie, La.	96-97-98-99	121	225	584	385	7	32	219	147	230	639	152-357	4.2	162	52	117	604	5.0	
Vossen, Marysue	10/12	5-6	G	St. Louis, Mo.	76-78-79	47	59	75	787	0	0	0	0	12	22	545	30	0.6	24	0	0	130	2.8
Walsh, Natalie	22	5-6	G	Slidell, La.	04-05	29	21	58	362	20	53	377	4	4	1,000	2-10	0.4	12	1	6	66	2.3	
Weigel, Carla (Cox)	1	5-9	G	Texarkana, Texas	88-89	54	225	534	421	0	1	0	0	134	199	673	23-194	4.0	220	10	130	584	10.8
Wells, Tami	20	5-8	F	Ponchatoula, La.	78-79	44	156	394	396	0	0	0	0	78	139	561	217	4.9	113	0	0	390	8.9
White, Cashmir	35	6-2	F	Hahnville, La.	04-05	29	25	56	446	0	0	0	0	12	23								



## 1. GRACE DALEY (1996-2000)

2,259 Points

Year	GP-GS	-----Total-----			----3-Point----			---Free-Throw---			-----Rebounds-----								Pts	Avg
		FG	FGA	FG%	FG	FGA	Pct	FT	FTA	Pct	Off	Def	Tot	Avg	Ast	TO	Bk	St		
1996-97	32-1	143	289	.495	38	85	.447	108	142	.761	63	64	127	4.0	51	81	2	75	432	13.5
1997-98	28-28	193	376	.513	56	152	.368	121	162	.747	57	65	122	4.4	74	107	2	81	563	20.1
1998-99	30-28	184	359	.513	40	123	.325	164	201	.816	66	90	156	5.2	96	95	6	58	572	19.1
1999-2000	32-32	227	465	.488	53	165	.321	145	239	.774	77	112	189	5.9	124	108	8	75	692	21.6
<b>Totals</b>	<b>122-89</b>	<b>747</b>	<b>1489</b>	<b>.502</b>	<b>187</b>	<b>525</b>	<b>.356</b>	<b>578</b>	<b>744</b>	<b>.777</b>	<b>263</b>	<b>331</b>	<b>594</b>	<b>4.9</b>	<b>345</b>	<b>391</b>	<b>18</b>	<b>289</b>	<b>2259</b>	<b>18.4</b>



## 2. STACEY GAUDET (1983-87)

2,080 Points

Year	GP-GS	-----Total-----			----3-Point----			---Free-Throw---			-----Rebounds-----								Pts	Avg
		FG	FGA	FG%	FG	FGA	Pct	FT	FTA	Pct	Off	Def	Tot	Avg	Ast	TO	Bk	St		
1983-84	28-NA	154	371	.415	0	0	.000	107	126	.849	-	-	158	5.6	103	-	-	-	415	14.8
1984-85	28-NA	173	455	.380	0	0	.000	111	134	.828	-	-	181	6.5	71	-	-	-	457	16.3
1985-86	28-28	198	401	.494	0	0	.000	203	242	.839	-	-	166	5.9	101	-	-	-	599	21.4
1986-87	28-28	232	496	.468	0	0	.000	145	201	.721	-	-	215	7.7	100	107	0	50	609	21.8
<b>Totals</b>	<b>112-NA</b>	<b>757</b>	<b>1723</b>	<b>.439</b>	<b>0</b>	<b>0</b>	<b>.000</b>	<b>566</b>	<b>703</b>	<b>.805</b>	<b>-</b>	<b>-</b>	<b>720</b>	<b>6.4</b>	<b>375</b>	<b>-</b>	<b>-</b>	<b>-</b>	<b>2080</b>	<b>18.6</b>



## 3. CARMEN JONES (1986-90)

1,876 Points

Year	GP-GS	-----Total-----			----3-Point----			---Free-Throw---			-----Rebounds-----								Pts	Avg
		FG	FGA	FG%	FG	FGA	Pct	FT	FTA	Pct	Off	Def	Tot	Avg	Ast	TO	Bk	St		
1986-87	28-18	101	214	.472	0	0	.000	37	64	.578	-	-	137	4.9	62	79	2	63	239	8.5
1987-88	28-28	160	329	.486	7	23	.304	83	129	.643	-	-	192	6.9	118	-	1	90	410	14.6
1988-89	27-27	210	411	.511	1	10	.100	116	162	.716	54	119	173	6.4	123	134	6	65	537	19.9
1989-90	28-28	252	664	.380	42	140	.300	144	201	.716	92	150	242	8.6	64	127	1	89	690	24.6
<b>Totals</b>	<b>111-101</b>	<b>723</b>	<b>1618</b>	<b>.447</b>	<b>50</b>	<b>173</b>	<b>.289</b>	<b>380</b>	<b>556</b>	<b>.683</b>	<b>-</b>	<b>-</b>	<b>744</b>	<b>6.7</b>	<b>367</b>	<b>-</b>	<b>10</b>	<b>307</b>	<b>1876</b>	<b>16.9</b>



## 4. KEISHA JOHNSON (1990-94)

1,826 Points

Year	GP-GS	-----Total-----			----3-Point----			---Free-Throw---			-----Rebounds-----								Pts	Avg
		FG	FGA	FG%	FG	FGA	Pct	FT	FTA	Pct	Off	Def	Tot	Avg	Ast	TO	Bk	St		
1990-91	28-27	166	282	.587	0	0	.000	49	109	.450	100	134	234	8.4	20	58	6	36	384	13.7
1991-92	26-24	144	237	.608	0	0	.000	83	147	.565	109	130	239	9.2	10	66	6	54	371	13.4
1992-93	27-26	178	280	.636	0	0	.000	93	172	.541	113	143	256	9.5	20	59	5	49	449	16.6
1993-94	31-31	241	399	.604	0	0	.000	140	225	.622	143	176	319	10.3	22	74	7	83	622	20.1
<b>Totals</b>	<b>112-108</b>	<b>729</b>	<b>1198</b>	<b>.609</b>	<b>0</b>	<b>0</b>	<b>.000</b>	<b>365</b>	<b>653</b>	<b>.559</b>	<b>465</b>	<b>583</b>	<b>1048</b>	<b>9.4</b>	<b>72</b>	<b>257</b>	<b>24</b>	<b>222</b>	<b>1826</b>	<b>16.3</b>



## 5. BARBARA FARRIS (1994-98)

1,729 Points

Year	GP-GS	-----Total-----			----3-Point----			---Free-Throw---			-----Rebounds-----								Pts	Avg
		FG	FGA	FG%	FG	FGA	Pct	FT	FTA	Pct	Off	Def	Tot	Avg	Ast	TO	Bk	St		
1994-95	28-28	161	269	.599	0	1	.000	116	198	.586	92	132	224	8.0	13	75	12	28	438	15.6
1995-96	31-30	178	284	.627	0	0	.000	109	194	.562	111	137	248	8.0	22	76	12	34	465	15.0
1996-97	32-31	170	273	.623	0	0	.000	97	161	.602	85	161	246	7.7	40	80	14	48	437	13.7
1997-98	27-25	151	210	.719	1	1	1.00	86	131	.656	63	158	221	8.2	30	73	9	34	389	14.4
<b>Totals</b>	<b>118-114</b>	<b>660</b>	<b>1036</b>	<b>.637</b>	<b>1</b>	<b>2</b>	<b>.500</b>	<b>408</b>	<b>684</b>	<b>.596</b>	<b>351</b>	<b>588</b>	<b>939</b>	<b>8.0</b>	<b>105</b>	<b>304</b>	<b>47</b>	<b>144</b>	<b>1729</b>	<b>14.7</b>



## 6. JANELL BURSE (1997-2001)

1,625 Points

Year	GP-GS	-----Total-----			----3-Point----			---Free-Throw---			-----Rebounds-----								Pts	Avg
		FG	FGA	FG%	FG	FGA	Pct	FT	FTA	Pct	Off	Def	Tot	Avg	Ast	TO	Bk	St		
1997-98	22-0	37	78	.474	0	0	.000	19	41	.463	29	37	66	3.0	5	23	28	4	93	4.2
1998-99	30-1	133	237	.561	0	0	.000	58	104	.588	65	83	148	5.3	10	42	74	12	324	10.8
1999-00	32-32	233	392	.594	0	0	.000	139	228	.610	145	170	315	9.8	26	58	80	46	605	18.9
2000-01	32-32	233	391	.596	1	1	1.00	136	252	.540	152	190	342	10.7	30	102	66	46	603	18.8
<b>Totals</b>	<b>116-65</b>	<b>636</b>	<b>1098</b>	<b>.579</b>	<b>1</b>	<b>1</b>	<b>1.00</b>	<b>352</b>	<b>625</b>	<b>.563</b>	<b>391</b>	<b>480</b>	<b>871</b>	<b>7.5</b>	<b>71</b>	<b>225</b>	<b>248</b>	<b>108</b>	<b>1625</b>	<b>14.0</b>



## 7. DARYL KIMCHE (1980-84)

1,363 Points

Year	GP-GS	-----Total-----			----3-Point----			---Free-Throw---			-----Rebounds-----								Pts	Avg
		FG	FGA	FG%	FG	FGA	Pct	FT	FTA	Pct	Off	Def	Tot	Avg	Ast	TO	Bk	St		
1980-81	21-NA	43	77	.558	0	0	.000	16	17	.941	-	-	19	0.9	28	-	-	-	102	4.9
1981-82	27-22	136	287	.474	0	0	.000	54	78	.692	-	-	103	3.8	52	-	-	-	326	12.1
1982-83	28-27	182	415	.439	0	0	.000	94	133	.707	-	-	133	4.8	113	89	2	23	458	16.4
1983-84	28-NA	173	380	.455	0	0	.000	131	181	.724	-	-	190	6.8	113	-	-	-	477	17.0
<b>Totals</b>	<b>104-NA</b>	<b>534</b>	<b>1159</b>	<b>.461</b>	<b>0</b>	<b>0</b>	<b>.000</b>	<b>295</b>	<b>409</b>	<b>.721</b>	<b>-</b>	<b>-</b>	<b>445</b>	<b>4.3</b>	<b>306</b>	<b>-</b>	<b>-</b>	<b>-</b>	<b>1363</b>	<b>13.1</b>

# T 1,000-Point Club



## 8. TERRY JOHNSON (1978-81)

1,358 Points

Year	GP-GS	-----Total-----			----3-Point----			---Free-Throw---			-----Rebounds-----								Pts	Avg
		FG	FGA	FG%	FG	FGA	Pct	FT	FTA	Pct	Off	Def	Tot	Avg	Ast	TO	Bk	St		
1978-79	21-NA	129	328	.393	0	0	.000	82	130	.631	-	-	163	7.0	30	-	-	-	340	16.2
1979-80	27-NA	218	428	.509	0	0	.000	112	162	.691	-	-	248	9.1	37	-	-	-	548	20.2
1980-81	27-NA	186	343	.543	0	0	.000	97	131	.740	-	-	183	6.7	23	-	-	-	469	17.4
<b>Totals</b>	<b>75-NA</b>	<b>533</b>	<b>1099</b>	<b>.485</b>	<b>0</b>	<b>0</b>	<b>.000</b>	<b>291</b>	<b>423</b>	<b>.688</b>	<b>-</b>	<b>-</b>	<b>594</b>	<b>7.9</b>	<b>90</b>	<b>-</b>	<b>-</b>	<b>-</b>	<b>1357</b>	<b>18.1</b>



## 9. CHRISTY THOMASKUTTY (1992-96)

1,331 Points

Year	GP-GS	-----Total-----			----3-Point----			---Free-Throw---			-----Rebounds-----								Pts	Avg
		FG	FGA	FG%	FG	FGA	Pct	FT	FTA	Pct	Off	Def	Tot	Avg	Ast	TO	Bk	St		
1992-93	27-8	80	201	.398	50	138	.362	83	101	.822	13	45	58	2.1	58	60	3	24	293	10.9
1993-94	31-31	124	314	.395	98	245	.400	76	104	.731	29	82	111	3.6	112	62	2	53	422	13.6
1994-95	29-29	105	276	.380	87	223	.390	62	76	.816	20	70	90	3.1	101	77	1	45	359	12.4
1995-96	31-31	74	214	.346	60	172	.349	49	66	.742	7	80	87	2.8	96	69	0	50	257	8.3
<b>Totals</b>	<b>118-99</b>	<b>383</b>	<b>1005</b>	<b>.381</b>	<b>295</b>	<b>778</b>	<b>.379</b>	<b>270</b>	<b>347</b>	<b>.778</b>	<b>69</b>	<b>277</b>	<b>346</b>	<b>2.9</b>	<b>367</b>	<b>268</b>	<b>6</b>	<b>172</b>	<b>1331</b>	<b>11.3</b>



## 10. MARY ANN MARINO (1992-97)

1,234 Points

Year	GP-GS	-----Total-----			----3-Point----			---Free-Throw---			-----Rebounds-----								Pts	Avg
		FG	FGA	FG%	FG	FGA	Pct	FT	FTA	Pct	Off	Def	Tot	Avg	Ast	TO	Bk	St		
1992-93	27-23	106	252	.421	19	60	.317	64	79	.810	49	65	114	4.2	45	67	14	45	295	10.9
1993-94	3-2	14	35	.400	3	6	.500	6	7	.857	10	7	17	5.7	9	8	2	10	37	12.3
1994-95	29-29	119	332	.358	33	103	.320	53	72	.736	56	98	154	5.3	130	86	20	51	324	11.2
1995-96	30-28	99	245	.404	21	83	.253	45	51	.882	46	72	118	3.9	77	92	19	45	264	8.8
1996-97	32-32	114	283	.403	35	109	.321	51	60	.850	41	58	99	3.1	64	68	9	36	314	9.8
<b>Totals</b>	<b>121-114</b>	<b>452</b>	<b>1147</b>	<b>.394</b>	<b>111</b>	<b>361</b>	<b>.307</b>	<b>219</b>	<b>269</b>	<b>.814</b>	<b>202</b>	<b>300</b>	<b>502</b>	<b>126</b>	<b>325</b>	<b>321</b>	<b>64</b>	<b>187</b>	<b>1234</b>	<b>10.2</b>



## 11. TEANA MCKIVER (2000-03)

1,204 Points

Year	GP-GS	-----Total-----			----3-Point----			---Free-Throw---			-----Rebounds-----								Pts	Avg
		FG	FGA	FG%	FG	FGA	Pct	FT	FTA	Pct	Off	Def	Tot	Avg	Ast	TO	Bk	St		
2000-01	32-2	103	189	.545	0	0	.000	52	99	.525	53	115	168	5.3	22	69	58	18	258	8.1
2001-02	35-35	235	377	.623	0	0	.000	104	189	.550	116	144	260	7.4	25	89	79	31	574	16.4
2002-03	29-29	149	262	.569	2	2	1.00	72	121	.595	67	139	206	7.1	52	77	80	35	372	12.8
<b>Totals</b>	<b>96-66</b>	<b>487</b>	<b>828</b>	<b>.588</b>	<b>2</b>	<b>2</b>	<b>1.00</b>	<b>228</b>	<b>409</b>	<b>.557</b>	<b>236</b>	<b>398</b>	<b>634</b>	<b>6.6</b>	<b>99</b>	<b>235</b>	<b>217</b>	<b>84</b>	<b>1204</b>	<b>12.5</b>



## 12. SHERRI FUQUA (1978-82)

1,189 Points

Year	GP-GS	-----Total-----			----3-Point----			---Free-Throw---			-----Rebounds-----								Pts	Avg
		FG	FGA	FG%	FG	FGA	Pct	FT	FTA	Pct	Off	Def	Tot	Avg	Ast	TO	Bk	St		
1978-79	23-NA	108	265	.407	0	0	.000	74	109	.678	-	-	92	4.0	93	-	-	-	290	12.6
1979-80	27-NA	118	248	.475	0	0	.000	45	57	.789	-	-	108	4.0	84	-	-	-	281	10.4
1980-81	28-NA	126	264	.477	0	0	.000	43	55	.782	-	-	79	2.8	127	-	-	-	295	10.5
1981-82	26-23	127	312	.407	0	0	.000	69	82	.842	-	-	104	4.0	76	-	-	-	323	12.4
<b>Totals</b>	<b>104-NA</b>	<b>479</b>	<b>1089</b>	<b>.440</b>	<b>0</b>	<b>0</b>	<b>.000</b>	<b>231</b>	<b>303</b>	<b>.762</b>	<b>-</b>	<b>-</b>	<b>383</b>	<b>3.7</b>	<b>380</b>	<b>-</b>	<b>-</b>	<b>-</b>	<b>1189</b>	<b>11.4</b>



## 13. SARAH GOREE (1998-2002)

1,117 Points

Year	GP-GS	-----Total-----			----3-Point----			---Free-Throw---			-----Rebounds-----								Pts	Avg
		FG	FGA	FG%	FG	FGA	Pct	FT	FTA	Pct	Off	Def	Tot	Avg	Ast	TO	Bk	St		
1998-99	29-9	72	173	.416	23	64	.359	44	54	.815	8	42	50	1.7	55	89	1	22	211	7.3
1999-2000	31-30	96	233	.412	46	111	.414	31	43	.721	10	58	68	2.2	107	99	4	23	269	8.7
2000-01	32-31	106	310	.342	45	121	.372	78	96	.813	21	90	111	3.5	138	102	4	35	335	10.5
2001-02	34-25	100	271	.369	38	128	.297	64	81	.790	9	74	83	2.4	118	112	3	42	302	8.9
<b>Totals</b>	<b>126-95</b>	<b>374</b>	<b>987</b>	<b>.379</b>	<b>152</b>	<b>424</b>	<b>.358</b>	<b>217</b>	<b>274</b>	<b>.792</b>	<b>48</b>	<b>264</b>	<b>312</b>	<b>2.5</b>	<b>418</b>	<b>402</b>	<b>12</b>	<b>122</b>	<b>1117</b>	<b>8.9</b>



## 14. JAMI MONTAGNINO (2003-07)

1,111 Points

Year	GP-GS	-----Total-----			----3-Point----			---Free-Throw---			-----Rebounds-----								Pts	Avg
		FG	FGA	FG%	FG	FGA	Pct	FT	FTA	Pct	Off	Def	Tot	Avg	Ast	TO	Bk	St		
2003-2004	27-10	35	117	.299	21	78	.269	23	37	.622	18	41	59	2.2	30	45	0	12	114	4.2
2004-2005	27-27	64	193	.332	36	111	.324	38	43	.884	7	69	76	2.8	67	55	6	34	202	7.5
2005-2006	27-27	102	268	.381	40	131	.305	80	89	.899	20	98	118	4.4	78	75	5	24	324	12.0
2006-2007	33-33	152	357	.426	60	165	.365	107	119	.899	32	115	147	4.5	62	65	4	60	471	14.3
<b>Totals</b>	<b>114-97</b>	<b>353</b>	<b>935</b>	<b>.378</b>	<b>156</b>	<b>485</b>	<b>.322</b>	<b>248</b>	<b>288</b>	<b>.861</b>	<b>77</b>	<b>323</b>	<b>400</b>	<b>3.5</b>	<b>237</b>	<b>240</b>	<b>15</b>	<b>130</b>	<b>1111</b>	<b>9.8</b>



**15. GWEN SLAUGHTER (1998-99, 2000-03)**

**1,088 Points**

Year	GP-GS	-----Total-----			----3-Point----			---Free-Throw---			-----Rebounds-----										Pts	Avg
		FG	FGA	FG%	FG	FGA	Pct	FT	FTA	Pct	Off	Def	Tot	Avg	Ast	TO	Bk	St				
1998-99	30-0	73	117	.624	0	0	.000	25	54	.463	44	104	148	4.9	22	32	57	35	171	5.7		
2000-01	32-30	124	257	.482	0	0	.000	73	122	.598	87	166	253	7.9	44	63	51	52	321	10.0		
2001-02	35-35	136	268	.507	0	1	.000	69	120	.575	99	194	293	8.4	58	58	54	41	341	9.7		
2002-03	29-29	99	201	.493	0	0	.000	57	90	.633	102	166	268	9.2	61	55	48	43	255	8.8		
Totals	126-94	432	843	.512	0	1	.000	224	386	.580	332	630	962	7.6	185	208	210	171	1088	8.6		



**16. PATRICIA "O.J" TOUJOUSE (1977-81)**

**1,075 Points**

Year	GP-GS	-----Total-----			----3-Point----			---Free-Throw---			-----Rebounds-----										Pts	Avg
		FG	FGA	FG%	FG	FGA	Pct	FT	FTA	Pct	Off	Def	Tot	Avg	Ast	TO	Bk	St				
1977-78	13-NA	45	148	.304	0	0	.000	22	34	.647	-	-	58	4.5	11	-	-	-	112	8.6		
1978-79	22-NA	94	257	.366	0	0	.000	24	33	.727	-	-	71	3.2	35	-	-	-	212	9.6		
1979-80	27-NA	148	346	.428	0	0	.000	29	39	.744	-	-	132	4.9	59	-	-	-	325	12.0		
1980-81	28-NA	190	377	.504	0	0	.000	46	64	.719	-	-	129	4.6	113	-	-	-	426	15.2		
Totals	90-NA	477	1128	.423	0	0	.000	121	170	.712	-	-	390	4.3	218	-	-	-	1075	11.9		



**T17. D'AUNDRA HENRY (2002-05, 2006-07)**

**1,054 Points**

		-----Total-----			----3-Point----			---Free-Throw---			-----Rebounds-----											
Year	GP-GS	FG	FGA	FG%	FG	FGA	Pct	FT	FTA	Pct	Off	Def	Tot	Avg	Ast	TO	Bk	St	Pts	Avg		
2002-2003	24-0	29	72	.403	2	4	.500	7	15	.467	13	21	34	1.4	24	36	3	31	67	2.8		
2003-2004	28-13	91	208	.438	10	34	.294	55	98	.561	25	53	78	2.8	83	93	12	66	247	8.8		
2004-2005	26-26	137	347	.395	24	86	.279	58	80	.725	47	82	129	5.0	103	82	17	72	356	13.7		
2006-2007	33-31	146	369	.396	20	72	.278	72	115	.626	32	84	116	3.5	112	83	11	91	384	11.6		
Totals	121-70	403	996	.405	56	196	.286	192	308	.623	117	240	357	2.6	322	294	43	260	1054	8.7		



**T17. KIM BRYANT (1992-96)**

**1,054 Points**

Year	GP-GS	-----Total-----			----3-Point----			---Free-Throw---			-----Rebounds-----				Ast	TO	Bk	St	Pts	Avg
		FG	FGA	FG%	FG	FGA	Pct	FT	FTA	Pct	Off	Def	Tot	Avg						
1992-93	23-0	29	79	.367	0	0	.000	13	23	.565	20	49	69	3.0	1	21	3	16	71	3.1
1993-94	31-31	144	325	.443	0	0	.000	67	107	.626	96	153	249	8.0	18	56	0	40	355	11.5
1994-95	29-29	156	309	.505	0	1	.000	58	83	.699	52	157	209	7.2	30	60	4	41	370	12.8
1995-96	27-26	114	236	.483	0	2	.000	30	44	.682	50	99	149	5.5	27	48	5	35	258	9.6
Totals	110-86	443	949	.467	0	3	.000	168	257	.654	218	458	676	6.2	76	185	12	132	1054	9.6



**19. LAKETHIA HAMPTON (2001-05)**

**1,053 Points**

Year	GP-GS	-----Total-----			----3-Point----			---Free-Throw---			-----Rebounds-----				Ast	TO	Bk	St	Pts	Avg
		FG	FGA	FG%	FG	FGA	Pct	FT	FTA	Pct	Off	Def	Tot	Avg						
2001-02	31-0	36	99	.364	0	0	.000	40	70	.571	51	61	112	3.6	3	38	0	30	112	3.6
2002-03	29-0	84	162	.519	0	1	.000	37	69	.536	55	58	113	3.9	12	58	3	26	205	7.1
2003-04	28-28	140	299	.468	0	0	.000	93	145	.641	108	118	226	8.1	26	95	11	53	373	13.3
2004-05	22-19	139	279	.498	1	4	.250	84	117	.718	83	76	159	7.2	16	50	5	25	363	16.5
Totals	110-79	399	839	.476	1	5	.200	254	401	.633	297	313	610	5.5	57	251	19	184	1053	9.6



**20. ASHLEY LANGFORD (2005-09)**

**1,047 Points**

		-----Total-----			----3-Point----			---Free-Throw---			-----Rebounds-----											
Year	GP-GS	FG	FGA	FG%	FG	FGA	Pct	FT	FTA	Pct	Off	Def	Tot	Avg	Ast	TO	Bk	St	Pts	Avg		
2005-2006	26-26	69	226	.305	10	46	.217	86	98	.867	20	70	90	3.5	171	81	1	48	233	9.0		
2006-2007	33-33	75	219	.342	3	8	.375	91	110	.827	25	90	115	3.5	207	82	2	76	244	7.4		
2007-2008	30-30	112	304	.368	18	69	.261	114	134	.851	18	74	92	3.1	160	86	3	51	356	11.9		
2008-2009	32-32	58	170	.341	8	23	.348	90	111	.811	16	90	106	3.3	184	81	3	59	214	6.7		
Totals	121-121	314	919	.342	39	146	.267	381	453	.841	79	324	403	3.3	722	330	9	234	1047	8.7		



**21. MONICA DOVE (1984-88)**

**1,020 Points**

Year	GP-GS	-----Total-----			----3-Point----			---Free-Throw---			-----Rebounds-----										Pts	Avg
		FG	FGA	FG%	FG	FGA	Pct	FT	FTA	Pct	Off	Def	Tot	Avg	Ast	TO	Bk	St				
1984-85	26-NA	23	67	.343	0	0	.000	16	35	.457	-	-	38	1.5	9	-	-	-	62	2.4		
1985-86	28-NA	101	244	.414	0	0	.000	63	96	.656	-	-	156	5.6	35	-	-	-	265	9.5		
1986-87	28-20	128	316	.405	0	0	.000	58	90	.644	-	-	172	6.1	27	87	0	26	314	11.2		
1987-88	27-NA	157	387	.406	1	4	.250	64	99	.647	-	-	160	5.9	35	-	1	27	379	14.0		
Totals	109-NA	409	1014	.403	1	4	.250	201	320	.628	-	-	526	4.8	106	-	-	-	1020	9.4		



# Career Records

TULANE UNIVERSITY

## POINTS

1. 2259	Grace Daley .....	1996-2000
2. 2080	Stacey Gaudet .....	1983-87
3. 1876	Carmen Jones .....	1987-90
4. 1823	Keisha Johnson .....	1990-94
5. 1729	Barbara Farris .....	1994-98
6. 1625	Janell Burse .....	1997-2001
7. 1363	Daryl Kimche .....	1980-84
8. 1357	Terry Johnson .....	1978-81
9. 1331	Christy Thomaskutty .....	1992-96
10. 1234	Mary Ann Marino* .....	1992-97

## POINTS PER GAME

1. 18.6	Stacey Gaudet (112 games) ..	1983-87
2. 18.5	Grace Daley (122 games) ..	1996-2000
3. 18.1	Terry Johnson (75 games) .....	1978-81
4. 16.9	Carmen Jones (111 games) ..	1986-90
5. 16.3	Keisha Johnson (112 games) ..	1990-94
6. 16.1	Evenda Barnes (54 games) ..	1987-89
7. 14.7	Barbara Farris (118 games) ..	1994-98
8. 14.0	Janell Burse (116 games) .....	1997-01
9. 13.7	Mary Lowry (63 games) .....	1995-97
10. 13.1	Daryl Kimche (104 games) .....	1980-84

## FIELD GOALS MADE

1. 757	Stacey Gaudet .....	1983-87
2. 747	Grace Daley .....	1996-2000
3. 729	Keisha Johnson .....	1990-94
4. 723	Carmen Jones .....	1986-90
5. 660	Barbara Farris .....	1994-98
6. 636	Janell Burse .....	1997-2001
7. 534	Daryl Kimche .....	1980-84
8. 533	Terry Johnson .....	1978-81
9. 487	Teana McKiver .....	2000-03
10. 479	Sherri Fuqua .....	1978-82

## FIELD GOALS ATTEMPTED

1. 1723	Stacey Gaudet .....	1983-87
2. 1618	Carmen Jones .....	1986-90
3. 1489	Grace Daley .....	1996-2000
4. 1198	Keisha Johnson .....	1990-94
5. 1159	Daryl Kimche .....	1980-84
6. 1147	Mary Ann Marino* .....	1992-97
7. 1141	Deborah Rusch .....	1990-94
8. 1128	Patricia Toujouse .....	1977-81
9. 1099	Terry Johnson .....	1978-81
10. 1098	Janell Burse .....	1997-2001

## FIELD GOAL PERCENTAGE (Min. 225 Made)

1. .637	Barbara Farris (660-1036) .....	1994-98
2. .609	Keisha Johnson (729-1198) .....	1990-94
3. .588	Teana McKiver (487-828) .....	2000-03
4. .579	Janell Burse (636-1098) .....	1997-01
5. .560	Marion Williams (299-534) .....	1994-98
6. .550	Evenda Barnes (363-660) .....	1987-89
7. .512	Gwen Slaughter (432-843) .....	98-99,00-03
8. .502	Grace Daley (747-1489) .....	1996-2000
9. .495	Brittany Lindsey (316-639) .....	2007-P
10. .485	Terry Johnson (533-1099) .....	1978-81

## 3-POINTERS MADE

1. 295	Christy Thomaskutty .....	1992-96
2. 193	Nikki Luckhurst .....	2004-08
3. 187	Grace Daley .....	1996-2000
4. 174	Britt Themann .....	1999-2003
5. 157	Jami Montagnino .....	2003-07
6. 152	Sarah Goree .....	1998-2002
7. 147	Kelly Nadeau .....	2000-04
8. 134	Deborah Rusch .....	1990-94
9. 111	Mary Ann Marino* .....	1992-97
10. 109	Indira Kaljo .....	2008-10



*Grace Daley concluded her Green Wave career as the school's all-time leader in points and free throws, while ranking second in points per game, field goals, 3-pointers and steals, fifth in 3-point field goal percentage, sixth in free throw percentage, seventh in field goal percentage, and 10th in rebounds and assists.*

## 3-POINTERS ATTEMPTED

1. 778	Christy Thomaskutty .....	1992-96
2. 565	Nikki Luckhurst .....	2004-08
3. 525	Grace Daley .....	1996-2000
4. 487	Deborah Rusch .....	1990-94
5. 485	Jami Montagnino .....	2003-07
6. 471	Britt Themann .....	1999-2003
7. 464	Kelly Nadeau .....	2000-04
8. 424	Sarah Goree .....	1998-2002
9. 361	Mary Ann Marino* .....	1992-97
10. 351	Chassity Brown .....	2006-10

## 3-POINT FIELD GOAL PCT (Min. 50 Made)

1. .379	Christy Thomaskutty (295-778) .....	1992-96
2. .369	Britt Themann (174-471) .....	1999-2003
3. .365	Indira Kaljo (109-299) .....	2008-10
4. .358	Sarah Goree (152-424) .....	1998-2002
5. .356	Grace Daley (187-525) .....	1996-2000
6. .354	Kristen Koch (57-161) .....	1995-99
7. .342	Nikki Luckhurst (193-565) .....	2004-08
8. .333	Megan Valicevic (53-159) .....	2005-09
9. .324	Jami Montagnino (157-485) .....	2003-07
10. .317	Kelly Nadeau (147-464) .....	2000-04

## FREE THROWS MADE

1. 578	Grace Daley .....	1996-2000
2. 566	Stacey Gaudet .....	1983-87
3. 408	Barbara Farris .....	1994-98
4. 380	Ashley Langford .....	2005-09
380	Carmen Jones .....	1986-90
6. 365	Keisha Johnson .....	1990-94
7. 352	Janell Burse .....	1997-2001
8. 295	Daryl Kimche .....	1980-84
9. 291	Terry Johnson .....	1978-81
10. 270	Christy Thomaskutty .....	1992-96

## FREE THROWS ATTEMPTED

1. 744	Grace Daley .....	1996-2000
2. 703	Stacey Gaudet .....	1983-87
3. 684	Barbara Farris .....	1994-98
4. 653	Keisha Johnson .....	1990-94
5. 625	Janell Burse .....	1997-2001
6. 556	Carmen Jones .....	1986-90
7. 453	Ashley Langford .....	2005-09
8. 423	Terry Johnson .....	1978-81
9. 409	Teana McKiver .....	2000-03
409	Daryl Kimche .....	1980-84

## FREE THROW PERCENTAGE (Min. 100 made)


1. .861	Jami Montagnino (248-288) .....	2003-07
2. .850	Susan Owens (130-153) .....	1979-83
3. .839	Ashley Langford (380-453) .....	2005-09
4. .814	Mary Ann Marino* (219-269) ..	1992-97
5. .805	Stacey Gaudet (566-703) .....	1983-87
6. .792	Sarah Goree (217-274) .....	1998-2002
7. .781	Britt Themann (157-201) .....	1999-2003
8. .778	Christy Thomaskutty (270-347) ..	1992-96
9. .777	Grace Daley (578-744) .....	1996-2000
10. .772	Angela Rust (193-250) .....	1988-92

## REBOUNDS

1. 1048	Keisha Johnson .....	1990-94
2. 962	Gwen Slaughter .....	98-99,00-03
3. 939	Barbara Farris .....	1994-98
4. 881	Janell Burse .....	1997-2001
5. 744	Carmen Jones .....	1986-90
6. 720	Stacey Gaudet .....	1983-87
7. 676	Kim Bryant .....	1992-96
8. 634	Teana McKiver .....	2000-03
9. 610	Lakethia Hampton .....	2001-05
10. 605	Sara Shlagman .....	1982-86

## OFFENSIVE REBOUNDS

1. 465	Keisha Johnson .....	1990-94
2. 391	Janell Burse .....	1997-2001
3. 351	Barbara Farris .....	1994-98
4. 332	Gwen Slaughter .....	98-99,00-03
5. 297	Lakethia Hampton .....	2001-05
6. 263	Grace Daley .....	1996-2000
7. 254	Alendra Brown .....	2004-08
8. 236	Teana McKiver .....	2000-03
9. 218	Kim Bryant .....	1992-96
10. 202	Mary Ann Marino* .....	1992-97



*Christy Thomaskutty set Tulane career marks for 3-pointers made (295), 3-pointers attempted (778) and 3-point percentage (.379) from 1992-96.*

## DEFENSIVE REBOUNDS

1.	630	Gwen Slaughter	.....	98-99,00-03
2.	598	Carmen Jones	.....	1986-90
3.	588	Barbara Farris	.....	1994-98
4.	583	Keisha Johnson	.....	1990-94
5.	490	Janell Burse	.....	1997-2001
6.	458	Kim Bryant	.....	1992-96
7.	398	Teana McKiver	.....	2000-03
8.	379	Fabrecia Roberson	.....	1995-2000
9.	365	Eveenda Barnes	.....	1987-89
10.	362	Marion Williams	.....	1994-98

## REBOUNDS PER GAME (Min. 50 Games)

1.	9.4	Keisha Johnson (112 games)	1990-94
2.	8.6	Evenda Barnes (54 games)	...1987-89
3.	8.3	Brett Benzio (60 games)	2008-Present
4.	8.0	Barbara Farris (118 games)	...1994-98
5.	7.9	Terry Johnson (75 games)	.....1978-81
6.	7.6	Gwen Slaughter (126 games)	98-99,00-03
7.	7.6	Janell Burse (116 games)	..1997-2001
8.	6.7	Carmen Jones (111 games)	...1986-90
9.	6.6	Teana McKiver (96 games)	....2000-03
10.	6.4	Stacey Gaudet (112 games)	..1983-87

## ASSISTS

1.	722	Ashley Langford	.....	2005-09
2.	429	Susan Owens	.....	1978-83
3.	418	Sarah Goree	.....	1998-2002
4.	388	Roma Coleman	.....	1991-95
	388	Deborah Rusch	.....	1990-94
6.	380	Sherri Fuqua	.....	1978-82
7.	367	Christy Thomaskutty	.....	1992-96
	367	Carmen Jones	.....	1986-90
9.	346	Kelly Nadeau	.....	2000-04
10.	345	Grace Daley	.....	1996-2000

## ASSISTS PER GAME

1.	6.0	Ashley Langford (121 games)	2005-09
2.	4.1	Carla Weigel (54 games)	.....1987-89
3.	3.9	Susan Owens (100 games)	...1979-83
4.	3.7	Sherri Fuqua (104 games)	.....1978-82
5.	3.5	Deborah Rusch (112 games)	1990-94
6.	3.4	Mary Lowry (63 games)	.....1995-97
7.	3.3	Sarah Goree (126 games)	1998-2002
8.	3.3	Carmen Jones (111 games)	. 02-05,06-07
9.	2.9	Daryl Kimche (104 games)	....1980-84
10.	3.1	Christy Thomaskutty (118 games)	1992-96

## BLOCKS

1.	248	Janell Burse	.....	1997-2001
2.	217	Teana McKiver	.....	2000-03
3.	210	Gwen Slaughter	.....	98-99,00-03
4.	90	Angela Rust	.....	1988-92
5.	85	Dominique Philpots	.....	2004-08
6.	81	Brett Benzio	.....	2008-Present
7.	74	Brittany Lindsey	.....	2007-Present
8.	64	Mary Ann Marino*	.....	1992-97
9.	60	Stephanie Simpson	.....	1991-95
10.	54	Alendra Brown	.....	2004-08

## BLOCKS PER GAME

1.	2.3	Teana McKiver (96 games)	....2000-03
2.	2.1	Janell Burse (116 games)	.....1997-01
3.	1.7	Gwen Slaughter (126 games)	98-99,00-03
4.	1.4	Brett Benzio (60 games)	..... 2008-P
5.	1.1	Brittany Lindsey (68 games)	... 2007-P
6.	0.8	Angela Rust (109 games)	.....1988-92
7.	0.8	Dominique Philpots (109 games)	2004-08
8.	0.6	Stephanie Simpson (103 games)	1991-95
9.	0.5	Mary Ann Marino* (121 games)	..1992-97
10.	0.5	Teresa Heike (71 games)	.....1979-82



*The only player in Tulane history to surpass the 1,000-rebound mark, Keisha Johnson holds Green Wave career records with 1,048 rebounds and 9.4 rebounds per game.*

## STEALS

1.	315	Carmen Jones	.....	1986-90
2.	289	Grace Daley	.....	1996-2000
3.	260	D'Aundra Henry	.....	02-05,06-07
4.	234	Ashley Langford	.....	2005-09
5.	222	Keisha Johnson	.....	1990-94
6.	211	Chassity Brown	.....	2006-10
7.	197	Kelly Nadeau	.....	2000-04
8.	187	Mary Ann Marino*	.....	1992-97
9.	172	Christy Thomaskutty	.....	1992-96
10.	171	Gwen Slaughter	.....	98-99,00-03

## STEALS PER GAME

1.	2.8	Carmen Jones (111 games)	...1986-00
2.	2.4	Carla Weigel (54 games)	.....1987-89
3.	2.4	Grace Daley (122 games)	..1996-2000
4.	2.3	D'Aundra Henry (111 games)	02-05,06-07
5.	2.0	Keisha Johnson (112 games)	1990-94
6.	1.9	Chassity Brown (109 games)	2006-10
7.	1.9	Ashley Langford (121 games)	2005-09
8.	1.8	Evenda Barnes (54 games)	...1987-89
9.	1.8	Mary Lowry (63 games)	.....1995-97
10.	1.6	Roshaunda Barnes (81 games)	... 2007-P

## MINUTES

1.	4162	Ashley Langford	.....	2005-09
2.	3688	Christy Thomaskutty	.....	1992-96
3.	3418	Keisha Johnson	.....	1990-94
4.	3342	Grace Daley	.....	1996-2000
5.	3326	Mary Ann Marino*	.....	1992-97
6.	3293	Barbara Farris	.....	1994-98
7.	3286	Sarah Goree	.....	1998-2002
8.	3150	Jami Montagnino	.....	2003-07
9.	3122	Deborah Rusch	.....	1990-94
10.	3075	Kelly Nadeau	.....	2000-04

## MINUTES PER GAME

1.	34.4	Ashley Langford (121 games)	...2005-09
2.	31.3	Christy Thomaskutty (118 games)	1992-96
3.	30.6	Mary Lowry (63 games)	.....1995-97
4.	30.5	Keisha Johnson (112 games)	1990-94
5.	27.9	Barbara Farris (118 games)	...1994-98
6.	27.9	Deborah Rusch (112 games)	1990-94
7.	27.6	Jami Montagnino (114 games)	2003-07
8.	27.5	Mary Ann Marino* (121 games)	1992-97
9.	27.4	Grace Daley (122 games)	..1996-2000
10.	26.9	Brett Benzio (60 games)	.....2008-10

## GAMES PLAYED

1.	128	Britt Themann	.....	1999-2003
2.	126	Gwen Slaughter	.....	98-99,00-03
	126	Sarah Goree	.....	1998-2002
4.	124	Kelly Nadeau	.....	2000-04
	124	Tiffany Wilson	.....	2000-04
	124	Fabrecia Roberson	.....	1995-2000
7.	123	Kelly Scanlon	.....	96-98,99-01
8.	122	Megan Valicevic	.....	2005-09
	122	Grace Daley	.....	1996-2000
10.	121	Ashley Langford	.....	2005-09
	121	Mary Ann Marino*	.....	1992-97

## GAMES STARTED

1.	119	Ashley Langford	.....	2005-09
2.	114	Barbara Farris	.....	1994-98
	114	Mary Ann Marino*	.....	1992-97
4.	108	Keisha Johnson	.....	1990-94
5.	101	Carmen Jones	.....	1986-90
6.	99	Christy Thomaskutty	.....	1992-96
7.	97	Jami Montagnino	.....	2003-07
8.	95	Sarah Goree	.....	1998-2002
9.	94	Gwen Slaughter	.....	98-99,00-03
10.	89	Grace Daley	.....	1996-2000
	89	Angela Rust	.....	1988-92

\*received medical redshirt in 1993-94



*Carmen Jones stands as Tulane's all-time steals leader with 315 thefts and a 2.8 steals-per-game average during her career from 1986-90.*



# Individual Single-Season Records

## POINTS

1. 692	Grace Daley .....	1999-2000
2. 690	Carmen Jones .....	1989-90
3. 622	Keisha Johnson .....	1993-94
4. 609	Stacey Gaudet .....	1986-87
5. 605	Janell Burse .....	1999-2000
6. 603	Janell Burse .....	2000-01
7. 599	Stacey Gaudet .....	1985-86
8. 574	Teana McKiver .....	2001-02
9. 572	Grace Daley .....	1998-99
10. 564	Evenda Barnes .....	1988-89

## POINTS PER GAME

1. 24.6	Carmen Jones .....	1989-90
2. 21.8	Stacey Gaudet .....	1986-87
3. 21.6	Grace Daley .....	1999-2000
4. 21.4	Stacey Gaudet .....	1985-86
5. 20.9	Evenda Barnes .....	1988-89
6. 20.3	Terry Johnson .....	1979-80
7. 20.1	Grace Daley .....	1997-98
8. 20.1	Keisha Johnson .....	1993-94
9. 19.9	Carmen Jones .....	1988-89
10. 19.1	Grace Daley .....	1998-99

## FIELD GOALS MADE

1. 252	Carmen Jones .....	1989-90
2. 241	Keisha Johnson .....	1993-94
3. 238	Evenda Barnes .....	1988-89
4. 235	Teana McKiver .....	2001-02
5. 233	Janell Burse .....	2000-01
233	Janell Burse .....	1999-2000
7. 232	Stacey Gaudet .....	1986-87
8. 227	Grace Daley .....	1999-2000
9. 218	Terry Johnson .....	1979-80
10. 210	Carmen Jones .....	1988-89

## FIELD GOALS ATTEMPTED

1. 664	Carmen Jones .....	1989-90
2. 496	Stacey Gaudet .....	1986-87
3. 465	Grace Daley .....	1999-2000
4. 455	Stacey Gaudet .....	1984-85
5. 428	Terry Johnson .....	1979-80
6. 418	Evenda Barnes .....	1988-89
7. 415	Daryl Kimche .....	1982-83
8. 411	Carmen Jones .....	1988-89
9. 401	Stacey Gaudet .....	1985-86
10. 399	Keisha Johnson .....	1993-94

## FIELD GOAL PERCENTAGE

1. .719	Barbara Farris (151-210) .....	1997-98
2. .671	Marion Williams (104-155) .....	1996-97
3. .636	Keisha Johnson (178-280) .....	1992-93
4. .627	Barbara Farris (178-284) .....	1995-96
5. .623	Teana McKiver (235-377) .....	2001-02
6. .623	Barbara Farris (170-273) .....	1996-97
7. .608	Keisha Johnson (144-237) .....	1991-92
8. .604	Keisha Johnson (241-399) .....	1993-94
9. .599	Barbara Farris (161-269) .....	1994-95
10. .596	Janell Burse (233-391) .....	2000-01

## 3-POINTERS MADE

1. 98	Christy Thomaskutty .....	1993-94
2. 87	Christy Thomaskutty .....	1994-95
3. 69	Nikki Luckhurst .....	2005-06
4. 66	Indira Kaljo .....	2008-09
5. 62	Nikki Luckhurst .....	2007-08
6. 60	Jami Montagnino .....	2006-07
60	Christy Thomaskutty .....	1995-96
8. 58	Tiffany Aidoo .....	2009-10
9. 56	Grace Daley .....	1997-98
10. 53	Chassity Brown .....	2009-10
53	Grace Daley .....	1999-2000



*Janell Burse set Tulane single-season records in rebounds and rebounds per game with 342 and 10.7, respectively, as a senior in 2000-01.*

## 3-POINTERS ATTEMPTED

1. 245	Christy Thomaskutty .....	1993-94
2. 223	Christy Thomaskutty .....	1994-95
3. 197	Nikki Luckhurst .....	2005-06
4. 177	Kelly Nadeau .....	2003-04
5. 175	Nikki Luckhurst .....	2007-08
6. 172	Christy Thomaskutty .....	1995-96
7. 165	Jami Montagnino .....	2006-07
165	Grace Daley .....	1999-2000
9. 164	Chassity Brown .....	2009-10
10. 157	Indira Kaljo .....	2008-09

## 3-POINT PERCENTAGE

1. .433	Tiffany Aidoo (58-134) .....	2009-10
2. .420	Indira Kaljo (66-157) .....	2008-09
3. .414	Sarah Goree (46-111) .....	1999-2000
4. .400	Christy Thomaskutty (98-245) .....	1993-94
5. .390	Christy Thomaskutty (87-223) .....	1994-95
6. .377	Britt Themann (43-114) .....	1999-2000
7. .376	Kelly Nadeau (44-117) .....	2002-03
8. .376	Muci Harris (47-125) .....	2002-03
9. .372	Sarah Goree (45-121) .....	2000-01
10. .369	Britt Themann (45-122) .....	2000-01

## FREE THROWS MADE

1. 203	Stacey Gaudet .....	1985-86
2. 185	Grace Daley .....	1999-2000
3. 164	Grace Daley .....	1998-99
4. 145	Stacey Gaudet .....	1986-87
5. 144	Carmen Jones .....	1989-90
6. 140	Keisha Johnson .....	1993-94
7. 139	Janell Burse .....	1999-2000
8. 136	Janell Burse .....	2000-01
9. 131	Daryl Kimche .....	1983-84
10. 127	Danielle Nunn .....	2009-10

## FREE THROWS ATTEMPTED

1. 252	Janell Burse .....	2000-01
2. 242	Stacey Gaudet .....	1985-86
3. 239	Grace Daley .....	1999-2000
4. 228	Janell Burse .....	1999-2000
5. 225	Keisha Johnson .....	1993-94
6. 201	Grace Daley .....	1998-99
201	Carmen Jones .....	1989-90
201	Stacey Gaudet .....	1986-87
9. 198	Barbara Farris .....	1994-95
10. 194	Barbara Farris .....	1995-96

## FREE THROW PERCENTAGE

1. .899	Jami Montagnino (107-119) .....	2006-07
2. .899	Jami Montagnino (80-89) .....	2005-06
3. .867	Ashley Langford (85-98) .....	2005-06
4. .851	Ashley Langford (114-134) .....	2007-08
5. .850	Mary Ann Marino (51-60) .....	1996-97
6. .849	Stacey Gaudet (107-126) .....	1983-84
7. .845	Kristen Koch (60-71) .....	1998-99
8. .841	Sherri Fuqua (69-82) .....	1981-82
9. .839	Stacey Gaudet (203-242) .....	1985-86
10. .828	Stacey Gaudet (111-134) .....	1984-85

## REBOUNDS

1. 342	Janell Burse .....	2000-01
2. 319	Keisha Johnson .....	1993-94
3. 315	Janell Burse .....	1999-2000
4. 296	Brett Benzio .....	2008-09
5. 293	Gwen Slaughter .....	2001-02
6. 268	Gwen Slaughter .....	2002-03
7. 261	Evenda Barnes .....	1988-89
8. 260	Teana McKiver .....	2001-02
9. 256	Keisha Johnson .....	1992-93
10. 253	Gwen Slaughter .....	2000-01

## OFFENSIVE REBOUNDS

1. 152	Janell Burse .....	2000-01
2. 145	Janell Burse .....	1999-2000
3. 143	Keisha Johnson .....	1993-94
4. 116	Teana McKiver .....	2001-02
5. 113	Keisha Johnson .....	1992-93
6. 111	Barbara Farris .....	1995-96
7. 109	Keisha Johnson .....	1991-92
8. 108	Lakethia Hampton .....	2003-04
9. 102	Gwen Slaughter .....	2002-03
102	Evenda Barnes .....	1988-89



*Tiffany Aidoo set a Tulane record by hitting 43.3 percent of her 3-pointers (58-of-134) during the 2009-10 season.*

# Individual Single-Season Records



## DEFENSIVE REBOUNDS

1. 214	Brett Benzio .....	2008-09
2. 194	Gwen Slaughter .....	2001-02
3. 190	Janell Burse .....	2000-01
4. 176	Keisha Johnson .....	1993-94
5. 170	Janell Burse .....	1999-2000
6. 166	Gwen Slaughter .....	2002-03
6. 166	Gwen Slaughter .....	2000-01
8. 161	Barbara Farris .....	1996-97
9. 159	Evenda Barnes .....	1988-89
10. 158	Barbara Farris .....	1997-98

## REBOUNDS PER GAME

1. 10.7	Janell Burse (32 games) .....	2000-01
2. 10.3	Keisha Johnson (31 games) ..	1993-94
3. 9.8	Janell Burse (32 games) ....	1999-2000
4. 9.7	Sara Shlagman (22 games) ...	1985-86
5. 9.7	Evenda Barnes (27 games) ...	1988-89
6. 9.5	Keisha Johnson (27 games) ..	1992-93
7. 9.3	Brett Benzio (32 games) .....	2008-09
8. 9.2	Gwen Slaughter (29 games) ..	2002-03
9. 9.2	Keisha Johnson (26 games) ..	1991-92
10. 9.2	Terry Johnson (27 games) .....	1979-80

## ASSISTS

1. 207	Ashley Langford .....	2006-07
2. 184	Ashley Langford .....	2008-09
3. 171	Ashley Langford .....	2005-06
4. 160	Ashley Langford .....	2007-08
5. 139	Roshaunda Barnes .....	2009-10
5. 139	Susan Owens .....	1982-83
7. 138	Sarah Goree .....	2000-01
8. 134	Deborah Rusch .....	1990-91
9. 130	Mary Ann Marino .....	1994-95
10. 127	Roma Coleman .....	1991-92
127	Sherri Fuqua .....	1980-81

## ASSISTS PER GAME

1. 6.6	Ashley Langford (26 games) ..	2005-06
2. 6.3	Ashley Langford (33 games) ..	2006-07
3. 5.8	Ashley Langford (32 games) ..	2008-09
4. 5.3	Ashley Langford (30 games) ..	2007-08
5. 5.0	Susan Owns (28 games) .....	1982-83
6. 5.0	Deborah Rusch (27 games) ...	1990-91
7. 4.6	Carmen Jones (27 games) ....	1988-89
8. 4.5	Roma Coleman (28 games) ...	1991-92
4.5	Sherri Fuqua (28 games) .....	1980-81
10. 4.5	Mary Ann Marino (29 games) ..	1994-95

## BLOCKS

1. 80	Teana McKiver .....	2002-03
80	Janell Burse .....	1999-2000
3. 79	Teana McKiver .....	2001-02
4. 74	Janell Burse .....	1998-99
5. 66	Janell Burse .....	2000-01
6. 58	Teana McKiver .....	2000-01
7. 57	Gwen Slaughter .....	1998-99
8. 54	Gwen Slaughter .....	2001-02
9. 51	Gwen Slaughter .....	2000-01
10. 48	Gwen Slaughter .....	2002-03
48	Angela Rust .....	1990-91

## BLOCKS PER GAME

1. 2.8	Teana McKiver (29 games) ....	2002-03
2. 2.5	Janell Burse (32 games) ....	1999-2000
3. 2.5	Janell Burse (30 games) .....	1998-99
4. 2.3	Teana McKiver (35 games) ....	2001-02
5. 2.1	Janell Burse (32 games) .....	2000-01
6. 1.9	Gwen Slaughter (30 games) ..	1998-99
7. 1.8	Teana McKiver (32 games) ....	2000-01
8. 1.7	Angela Rust (28 games) .....	1990-91
9. 1.7	Gwen Slaughter (29 games) ..	2002-03
10. 1.6	Gwen Slaughter (32 games) ..	2000-01

## STEALS

1. 98	Carmen Jones .....	1987-88
2. 91	D'Aundra Henry .....	2006-07
3. 90	Roshaunda Barnes .....	2009-10
4. 89	Carmen Jones .....	1989-90
5. 85	Chassity Brown .....	2009-10
6. 83	Keisha Johnson .....	1993-94
7. 81	Grace Daley .....	1997-98
8. 76	Ashley Langford .....	2006-07
9. 75	Grace Daley .....	1999-2000
75	Grace Daley .....	1996-97

## STEALS PER GAME

1. 3.5	Carmen Jones (28 games) ....	1987-88
2. 3.2	Carmen Jones (28 games) ....	1989-90
3. 2.9	Grace Daley (28 games) .....	1997-98
4. 2.8	Carla Weigel (26 games) .....	1988-89
5. 2.8	D'Aundra Henry (26 games) ..	2004-05
6. 2.8	D'Aundra Henry (33 games) ..	2006-07
7. 2.7	Chassity Brown (31 games) ...	2009-10
8. 2.7	Roshaunda Barnes (33 games) ..	2009-10
9. 2.7	Keisha Johnson (31 games) ..	1993-94
10. 2.4	Carmen Jones (27 games) ....	1988-89

## MINUTES

1. 1101	Ashley Langford .....	2006-07
2. 1087	Stacey Gaudet .....	1986-87
3. 1069	Carmen Jones .....	1989-90
4. 1057	Ashley Langford .....	2007-08
5. 1047	Christy Thomaskutty .....	1995-96
6. 1033	Christy Thomaskutty .....	1993-94
7. 1022	Grace Daley .....	1999-2000
8. 1018	Keisha Johnson .....	1993-94
9. 1009	Christy Thomaskutty .....	1994-95
10. 1005	Ashley Langford .....	2008-09

## MINUTES PER GAME

1. 38.8	Stacey Gaudet (28 games) ....	1986-87
2. 38.4	Ashley Langford (26 games) ..	2005-06
3. 38.2	Carmen Jones (28 games) ....	1989-90
4. 35.7	Carmen Jones (27 games) ....	1988-89
5. 35.2	Ashley Langford (30 games) ..	2007-08
6. 34.8	Christy Thomaskutty (29 games) ..	1994-95
7. 34.7	D'Aundra Henry (26 games) ..	2004-05
8. 34.5	Jami Montagnino (27 games) ..	2005-06
9. 34.3	Carla Weigel (26 games) .....	1988-89
10. 33.8	Evenda Barnes (27 games) ...	1988-89

## GAMES PLAYED

1. 35	Kaisha Lymon .....	2001-02
35	Teana McKiver .....	2001-02
35	Kelly Nadeau .....	2001-02
35	Gwen Slaughter .....	2001-02
35	Britt Themann .....	2001-02
35	Tiffany Wilson .....	2001-02
7. 34	Sarah Goree .....	2001-02
8. 33	Tiffany Aidoo .....	2009-10
33	Roshaunda Barnes .....	2009-10
33	Olivia Grayson .....	2009-10
33	Indira Kaljo .....	2009-10
33	Danielle Nunn .....	2009-10
33	Alendra Brown .....	2006-07
33	D'Aundra Henry .....	2006-07
33	Ashley Langford .....	2006-07
33	Nikki Luckhurst .....	2006-07
33	Jami Montagnino .....	2006-07
33	Megan Valicevic .....	2006-07

## GAMES STARTED

1. 35	Teana McKiver .....	2001-02
35	Gwen Slaughter .....	2001-02
3. 33	Roshaunda Barnes .....	2009-10
33	Ashley Langford .....	2006-07
33	Jami Montagnino .....	2006-07
6. 32	Alendra Brown .....	2006-07
32	Janell Burse .....	2000-01
32	Taryn Turnbull .....	2000-01
32	Janell Burse .....	1999-2000
32	Grace Daley .....	1999-2000
32	Febrecia Roberson .....	1999-2000
32	Mary Lowry .....	1996-97
32	Mary Ann Marino .....	1996-97

Teana McKiver, pictured here jumping center against Stanford in the 2003 NCAA Tournament, is one of two Green Wave players to play in 35 games in a single season. She shares the honor with teammate Gwen Slaughter as the pair established the record during the 2001-02 season.





# Individual Single-Game Records

TULANE UNIVERSITY

## POINTS

- 43 Carmen Jones vs Alabama ..... 1/3/90
- 39 Janell Burse vs DePaul ..... 2/3/00
- 39 Keisha Johnson vs Va. Tech ..... 1/15/94
- 38 Grace Daley at SMU ..... 12/5/98
- 38 Patricia Toujouse vs UNO ..... 12/30/80
- 37 Stacey Gaudet vs UCF ..... 1/18/87
- 36 Janell Burse vs Houston ..... 1/14/01
- 36 Grace Daley vs Memphis ..... 2/6/98
- 36 Keisha Johnson vs Miss. St. .... 1/25/94
- 35 Grace Daley vs SMU ..... 12/13/99
- 35 Jami Montagnino at SMU ..... 3/3/06

## FIELD GOALS MADE

- 19 Patricia Toujouse vs UNO ..... 12/30/80
- 17 Janell Burse vs DePaul ..... 2/3/00
- 17 Stacey Gaudet vs Nicholls St. .... 2/26/86
- 16 Keisha Johnson vs Va. Tech ..... 1/15/94
- 15 Janell Burse vs Houston ..... 1/14/01
- 15 Keisha Johnson vs Miss. St. .... 1/25/94
- 14 Brittany Lindsey vs S.Miss. .... 2/19/09
- 13 Teana McKiver vs Southern Miss.. 1/5/02
- 13 Janell Burse vs Georgetown ..... 1/14/01
- 13 Janell Burse vs Southern Miss..... 1/3/00
- 13 Janell Burse vs Sienna ..... 11/22/99
- 13 Grace Daley vs Memphis ..... 2/6/98
- 13 Keisha Johnson vs Virginia Tech .. 2/1/92
- 13 Keisha Johnson vs McNeese St. .. 1/30/92

## FIELD GOALS ATTEMPTED


- 25 Jami Montagnino at SMU ..... 3/3/06
- 24 Janell Burse vs DePaul ..... 2/3/00
- 24 Grace Daley at Sienna ..... 11/22/99
- 23 Janell Burse vs Houston ..... 1/14/01
- 21 Lakethia Hampton at DePaul ..... 1/25/04
- 21 Kelly Nadeau vs George Mason ... 1/29/03
- 21 Grace Daley vs SMU ..... 12/13/99
- 21 Grace Daley vs Memphis ..... 2/6/98
- 21 Kim Bryant vs Charlotte ..... 2/24/95
- 21 Deborah Rusch vs Miss. St. .... 1/15/92

## 3-POINTERS MADE

- 8 Christy Thomaskutty vs. McNeese .. 12/19/94
- 8 Christy Thomaskutty vs Troy ..... 11/29/94
- 7 Jami Montagnino vs Tulsa ..... 1/12/07
- 7 Jami Montagnino vs Houston ..... 1/5/07
- 7 Britt Themann vs Cincinnati ..... 1/28/01
- 7 Christy Thomaskutty vs Texas Tech.. 3/20/95
- 7 Christy Thomaskutty vs UL-Monroe.. 3/24/94
- 6 Indira Kaljo vs East Carolina ..... 2/8/09
- 6 Nikki Luckhurst vs SMU ..... 3/1/08
- 6 Nikki Luckhurst vs Tulsa ..... 2/24/06
- 6 Kelly Nadeau vs Alabama ..... 11/22/00
- 6 C. Thomaskutty vs. Southern Miss.. 3/9/94
- 6 Christy Thomaskutty vs South Fla... 3/8/94
- 6 Christy Thomaskutty vs LSU ..... 2/21/94
- 6 Christy Thomaskutty vs South Fla. . 2/11/94



Ashley Langford holds eight of the Top 10 single-game assist performances in Tulane history, including a school-record 14 on two occasions.



Patricia "O.J." Toujouse hit a school-record 19 field goals against New Orleans on Dec. 30, 1980.

She scored 38 points in that game, a single-game record that stood for nearly a decade.

## 3-POINTERS ATTEMPTED

- 16 Nikki Luckhurst at SMU ..... 3/3/06
- 16 Christy Thomaskutty at Texas Tech .. 3/20/95
- 15 Christy Thomaskutty vs South Fla... 2/5/94
- 14 Christy Thomaskutty vs LSU ..... 2/21/94
- 13 Nikki Luckhurst vs Marshall ..... 3/6/08
- 13 Nikki Luckhurst vs Ga. Tech ..... 11/13/07
- 13 Christy Thomaskutty vs S.Carolina ... 12/19/95
- 13 Christy Thomaskutty at South Fla... 2/27/93
- 9 Indira Kaljo vs Liberty ..... 11/20/09
- 12 Nikki Luckhurst vs SMU ..... 3/1/08
- 12 Jami Montagnino at SMU ..... 3/3/06
- 12 Nikki Luckhurst at Tulsa ..... 2/24/06
- 12 Nikki Luckhurst vs Marshall ..... 2/17/06
- 12 Jami Montagnino vs Tulsa ..... 1/8/06
- 12 Kelly Nadeau vs Southern Miss .. 2/27/04
- 12 Kelly Nadeau vs George Mason 11/29/03

## FREE THROWS MADE

- 19 Stacey Gaudet vs Virginia Tech .. 2/25/84
- 15 Grace Daley at SMU ..... 12/5/98
- 15 Grace Daley vs SMU ..... 11/25/97
- 14 Salome Hector vs Southern Miss.. 1/3/00
- 14 Keisha Johnson vs South Fla... 2/22/92
- 13 Danielle Nunn at UTEP ..... 3/3/10
- 13 Lakethia Hampton vs S.F.Austin .. 12/28/04
- 12 Danielle Nunn vs Tulsa ..... 2/5/10
- 12 Jami Montagnino vs SMU ..... 3/3/06
- 12 Jami Montagnino vs Rhode Island.. 11/17/06
- 12 Janell Burse vs Southern Miss.... 2/22/01
- 12 Grace Daley vs Louisville ..... 3/4/00

## FREE THROWS ATTEMPTED

- 23 Keisha Johnson vs UNLV ..... 12/11/92
- 19 Stacey Gaudet vs Va. Tech\* ..... 2/25/84
- 19 Grace Daley at SMU ..... 12/5/98
- 18 Keisha Johnson vs Louisville ..... 1/8/94
- 17 Danielle Nunn at UTEP ..... 3/3/10
- 17 Danielle Nunn vs Tulsa ..... 2/5/10
- 17 Lakethia Hampton vs S.F.Austin .. 12/28/04
- 17 Barbara Farris vs G.Washington .. 12/3/94
- 16 Janell Burse at Memphis ..... 2/19/00
- 16 Salome Hector vs Southern Miss.. 1/3/00
- 16 Grace Daley vs SMU ..... 11/25/97
- 16 Keisha Johnson vs South Fla..... 2/22/92

\*unknown amount of shots with 19 makes

## REBOUNDS

- 21 Janell Burse vs Memphis ..... 2/19/00
- 21 Keisha Johnson vs Nicholls St. .... 2/15/91
- 20 Janell Burse vs Southern Miss..... 1/3/00
- 20 Terry Johnson vs William Carey .. 11/20/79
- 19 Janell Burse vs LSU ..... 12/10/00
- 19 Keisha Johnson vs SMU ..... 1/5/94
- 19 Keisha Johnson vs Harvard ..... 12/6/93
- 19 Beth Lebsack vs Southern Miss.... 2/1/84
- 19 Daryl Kimche vs Nicholls State ... 1/13/84
- 19 Sharon Hill vs Xavier (N.O.) ..... 1/15/80

## ASSISTS

- 14 Ashley Langford vs UTEP ..... 1/20/07
- 14 Ashley Langford vs SMU ..... 2/26/06
- 13 Ashley Langford vs SMU ..... 3/3/06
- 13 Ashley Langford vs E.Carolina .... 2/19/06
- 12 Ashley Langford vs Miami (Ohio) .. 1/2/06
- 12 Stacey Gaudet vs UCF ..... 1/18/87
- 11 Ashley Langford vs Alabama ..... 12/9/06
- 11 Ashley Langford vs UAB ..... 2/10/06
- 11 Ashley Langford vs C.Conn.St. .. 12/18/05
- 11 Christy Thomaskutty vs Troy ..... 12/7/93
- 11 Roma Coleman vs Princeton .... 12/29/91

## BLOCKS

- 10 Janell Burse vs Memphis ..... 2/16/01
- 9 Janell Burse vs South Alabama .. 12/1/97
- 8 Teana McKiver vs Charlotte ..... 2/22/02
- 8 Stephanie Simpson vs Prairie View... 12/10/93
- 7 Brett Benizio vs Houston ..... 1/9/09
- 7 Teana McKiver vs La. Tech ..... 12/7/02
- 7 Brittany Lindsey vs Winthrop ..... 11/18/07
- 6 Teana McKiver at Cincinnati ..... 2/2/03
- 6 Teana McKiver vs Boston College .. 12/29/02
- 6 Teana McKiver vs East Carolina . 2/24/02
- 6 Teana McKiver vs William & Mary .. 12/27/02
- 6 Stephanie Simpson vs UC Irvine .. 12/4/92

## STEALS

- 9 Chassity Brown at SMU ..... 1/17/10
- 8 Ashley Langford vs Temple ..... 12/28/08
- 8 Kelly Nadeau vs TCU ..... 2/23/03
- 8 Salome Hector vs Saint Louis ..... 1/28/00
- 8 Mary Ann Marino vs Harvard ..... 12/6/93
- 8 Keisha Johnson vs Louisville ..... 1/20/92
- 7 Roshaunda Barnes vs Prairie View .. 12/4/09
- 7 Courtney Simmons at S.Miss ..... 2/5/05
- 7 D'Aundra Henry at Memphis ..... 1/14/05
- 7 Kelly Nadeau vs UAB ..... 3/1/02
- 7 Lacey Vicknair vs Saint Louis ..... 1/24/99
- 7 Grace Daley vs Charlotte ..... 1/25/98
- 7 Grace Daley vs DePaul ..... 1/17/98



Chassity Brown had a school-record nine steals at SMU on Jan. 17, 2010.

# Team Season Records



## POINTS

1.	2579	1999-2000
2.	2447	1996-97
3.	2430	2001-02
4.	2347	2006-07
5.	2296	2009-10
6.	2294	2000-01
7.	2255	1993-94
8.	2220	1998-99
9.	2201	1995-96
10.	2089	1985-86

## POINTS PER GAME

1.	80.5 (32 games)	1999-2000
2.	76.5 (32 games)	1996-97
3.	74.6 (28 games)	1985-86
4.	74.4 (28 games)	1980-81
5.	74.0 (30 games)	1998-99
6.	73.5 (28 games)	1997-98
7.	72.7 (31 games)	1993-94
8.	71.7 (32 games)	2000-01
9.	71.1 (33 games)	2006-07
10.	71.0 (31 games)	1995-96
	71.0 (29 games)	1994-95

## FIELD GOALS MADE

1.	901	2001-02
2.	897	1999-2000
3.	894	1996-97
4.	884	1980-81
5.	860	2006-07
6.	814	2000-01
7.	812	1993-94
8.	806	1995-96
9.	803	2009-10
	803	1998-99

## FIELD GOALS ATTEMPTED

1.	2083	2001-02
2.	2026	2006-07
3.	1988	1993-94
4.	1902	2009-10
	1902	1999-2000
6.	1876	1996-97
7.	1829	1983-84
8.	1828	2008-09
9.	1827	1980-81
10.	1816	1982-83

## FIELD GOAL PERCENTAGE

1.	.484 (884-1827)	1980-81
2.	.481 (803-1669)	1998-99
3.	.477 (894-1876)	1996-97
4.	.477 (751-1576)	1997-98
5.	.472 (897-1902)	1999-2000
6.	.471 (737-1565)	1988-89
7.	.454 (814-1794)	2000-01
8.	.451 (806-1786)	1995-96
9.	.449 (778-1734)	1987-88
10.	.443 (729-1645)	2002-03

## 3-POINTERS MADE

1.	200	2009-10
2.	182	1999-2000
3.	175	1993-94
4.	156	2006-07
5.	148	2002-03
	148	2001-02
	148	2000-01
8.	137	2005-06
9.	136	2007-08
10.	134	2008-09

## 3-POINTERS ATTEMPTED

1.	593	2009-10
2.	534	1999-2000
3.	505	1993-94
4.	487	2001-02
5.	462	2006-07
6.	450	2007-08
7.	433	2005-06
8.	417	2008-09
9.	413	2000-01
10.	409	2002-03

## 3-POINT PERCENTAGE

1.	.362 (148-409)	2002-03
2.	.361 (130-360)	1994-95
3.	.358 (148-413)	2000-01
4.	.351 (123-350)	1996-97
5.	.351 (120-342)	1997-98
6.	.347 (175-505)	1993-94
7.	.341 (182-534)	1999-2000
8.	.338 (156-462)	2006-07
9.	.337 (200-593)	2009-10
10.	.325 (120-369)	1998-99

## FREE THROWS MADE

1.	600	1999-2000
2.	536	1996-97
3.	535	1985-86
4.	518	2000-01
5.	494	1998-99
6.	490	2009-10
7.	480	2001-02
8.	472	1995-96
9.	471	2006-07
10.	465	1983-84

## FREE THROWS ATTEMPTED

1.	854	1999-2000
2.	841	2000-01
3.	768	1996-97
4.	759	2001-02
5.	751	1985-86
6.	728	1995-96
7.	724	2009-10
8.	701	2008-09
9.	696	1998-99
10.	695	1993-94

## FREE THROW PERCENTAGE

1.	.742 (391-527)	2005-06
2.	.733 (430-587)	2007-08
3.	.712 (535-751)	1985-86
4.	.710 (494-696)	1998-99
5.	.709 (445-628)	1986-87
6.	.703 (600-854)	1999-2000
7.	.698 (536-768)	1996-97
8.	.693 (471-680)	2006-07
9.	.688 (437-635)	1997-98
10.	.685 (283-413)	1981-82

## REBOUNDS

1.	1472	2001-02
2.	1388	2000-01
3.	1303	1996-97
4.	1262	1993-94
5.	1253	2006-07
6.	1245	1999-2000
7.	1242	1985-86
8.	1236	1995-96
9.	1196	2008-09
10.	1186	2009-10

## OFFENSIVE REBOUNDS

1.	518	2001-02
2.	498	1993-94
3.	464	2000-01
4.	455	1996-97
5.	447	2007-08
6.	441	1989-90
7.	435	1999-2000
8.	431	1995-96
9.	419	1992-93
10.	416	2006-07

## DEFENSIVE REBOUNDS

1.	954	2001-02
2.	924	2000-01
3.	848	1996-97
4.	837	2006-07
5.	810	1999-2000
6.	806	1998-99
7.	805	1995-96
8.	784	2008-09
9.	781	1994-95
10.	771	2009-10

## REBOUNDS PER GAME

1.	44.4 (28 games)	1985-86
2.	43.4 (32 games)	2000-01
3.	42.1 (35 games)	2001-02
4.	41.6 (28 games)	1983-84
5.	40.9 (28 games)	1984-85
6.	40.9 (29 games)	1994-95
7.	40.7 (32 games)	1996-97
8.	40.7 (31 games)	1993-94
9.	40.6 (27 games)	2005-06
10.	40.0 (28 games)	1997-98
	40.0 (28 games)	1987-88

## ASSISTS

1.	553	2000-01
2.	550	2006-07
3.	534	1999-2000
4.	530	2001-02
5.	508	2009-10
6.	506	1993-94
7.	502	2008-09
8.	487	1996-97
9.	482	1980-81
10.	475	1997-98

## ASSISTS PER GAME

1.	17.3 (32 games)	2000-01
2.	17.2 (28 games)	1980-81
3.	17.0 (28 games)	1997-98
4.	16.7 (32 games)	1999-2000
5.	16.7 (33 games)	2006-07
6.	16.3 (31 games)	1993-94
7.	16.3 (29 games)	1994-95
8.	16.0 (29 games)	2002-03
9.	15.7 (32 games)	2008-09
10.	15.4 (27 games)	2005-06

## BLOCKS

1.	200	2000-01
2.	197	1998-99
3.	183	2001-02
4.	155	2002-03
5.	140	1999-2000
6.	111	2008-09
7.	104	2006-07
8.	100	2009-10
9.	89	2004-05
	89	2003-04

## BLOCKS PER GAME

1.	6.6 (30 games)	1998-99
2.	6.3 (32 games)	2000-01
3.	5.3 (29 games)	2002-03
4.	5.2 (35 games)	2001-02
5.	4.4 (32 games)	1999-2000
6.	3.5 (32 games)	2008-09
7.	3.2 (28 games)	2004-05
	3.2 (28 games)	2003-04
9.	3.2 (33 games)	2006-07
10.	3.0 (33 games)	2009-10

## STEALS

1.	394	2006-07
2.	385	2009-10
3.	346	2001-02
4.	335	1993-94
5.	329	1996-97
6.	319	2008-09
7.	318	2002-03
8.	300	1999-2000
9.	298	1997-98
10.	290	1998-99

## STEALS PER GAME

1.	11.9 (33 games)	2006-07
2.	11.7 (33 games)	2009-10
3.	11.0 (29 games)	2002-03
4.	10.8 (31 games)	1993-94
5.	10.7 (27 games)	1988-89
6.	10.6 (28 games)	1997-98
7.	10.3 (32 games)	1996-97
8.	10.1 (28 games)	2004-05
	10.1 (28 games)	2003-04
10.	10.0 (32 games)	2008-09

## GAMES WON

1.	27 (27-5)	1999-2000
	27 (27-5)	1996-97
3.	26 (26-7)	2009-10
	26 (26-7)	2006-07
5.	24 (24-11)	2001-02
	24 (24-6)	1998-99
7.	22 (22-10)	2000-01
8.	21 (21-7)	1997-98
9.	21 (21-10)	1995-96
10.	19 (19-10)	2002-03
	19 (19-10)	1994-95

## GAMES LOST

1.	22 (6-22)	1990-91
	22 (6-22)	1989-90
	22 (6-22)	1984-85
4.	20 (8-20)	1983-84
	20 (8-20)	1982-83
6.	19 (9-19)	1991-92
	19 (9-19)	1986-87
8.	18 (10-18)	2003-04
9.	16 (12-16)	1980-81
10.	15 (12-15)	1981-82

## WINNING PERCENTAGE

1.	.844 (27-5)	1999-2000
	.844 (27-5)	1996-97
3.	.800 (24-6)	1998-99
4.	.788 (26-7)	2009-10
	.788 (26-7)	2006-07
6.	.750 (21-7)	1997-98
7.	.688 (22-10)	2000-01
8.	.686 (24-11)	2001-02
9.	.677 (21-10)	1995-96
10.	.655 (19-10)	2002-03
	.655 (19-10)	1994-95



# Team Single-Game Records

TULANE UNIVERSITY

## POINTS

1.	117	vs UCF .....	1/18/87
2.	110	vs Boston .....	12/21/00
3.	109	at Puerto Rico-Mayaguez ..	11/23/01
4.	108	at Nicholls State .....	12/17/08
5.	105	vs Colorado State .....	12/29/96
6.	104	vs West Virginia .....	12/28/99
7.	101	vs South Alabama .....	12/1/97
8.	100	vs New Orleans .....	11/19/00
	100	vs Dillard .....	12/2/86
10.	99	vs South Florida .....	2/14/99
	99	at West Florida .....	1/25/86
	99	vs New Orleans .....	2/22/81

## FIELD GOALS MADE

1.	45	at Nicholls State .....	12/17/08
2.	43	vs Colorado State .....	12/29/96
3.	39	vs South Alabama .....	12/1/97
4.	38	vs Southeastern Louisiana ..	12/19/02
5.	37	vs Loyola (N.O.) .....	11/21/06
	37	at Puerto Rico-Mayaguez ..	11/23/01
	37	vs DePaul .....	1/17/98
8.	36	vs South Florida .....	2/14/99
9.	35	vs Louisiana-Monroe .....	11/13/09
	35	vs Jackson State .....	3/14/07
	35	at Portland .....	12/1/02
	35	vs Houston .....	2/10/00
	35	vs DePaul .....	2/3/00
	35	at South Florida .....	1/23/99
	35	vs Furman .....	12/28/98
	35	vs Robert Morris .....	12/30/95
	35	vs Hofstra .....	12/5/93
	35	vs Iona .....	1/5/93

## FIELD GOALS ATTEMPTED

1.	95	at SMU .....	3/3/06
2.	85	vs South Florida .....	2/11/94
3.	76	at Southern Miss .....	2/16/06
	76	at Marquette .....	1/27/02
5.	75	vs Southern Miss .....	2/26/05
	75	vs Southern Utah .....	11/25/94
	75	vs New Orleans .....	2/16/94
	75	vs Troy .....	12/7/93
9.	74	vs Toledo .....	12/29/05
	74	at Memphis .....	1/11/97
	74	vs South Florida .....	1/23/93

## FIELD GOAL PERCENTAGE

1.	.680	vs New Orleans (34-50) .....	11/19/00
2.	.660	vs Grambling State (33-50) ..	11/10/00
3.	.654	vs UTEP (34-52) .....	1/20/07
4.	.644	vs UAB (29-45) .....	1/10/99
5.	.634	at Nicholls State (45-70) ....	12/17/08
6.	.633	vs Charlotte (31-49) .....	1/25/98
7.	.627	at UAB (32-51) .....	2/16/03
8.	.625	at Portland (35-56) .....	12/1/02
9.	.622	vs Louisville (28-45) .....	2/28/99
10.	.609	vs South Alabama (39-64) ....	12/1/97

## 3-POINTERS MADE

1.	14	at Nicholls State .....	12/17/08
2.	11	at SMU .....	3/3/06
	11	vs Boston .....	12/21/00
	11	vs Texas Tech .....	3/20/95
5.	10	vs Georgia .....	3/20/10
	10	vs Memphis .....	2/18/10
	10	vs UTEP .....	1/20/07
	10	vs Tulsa .....	1/12/07
	10	vs Alabama .....	12/9/06
	10	at Tulsa .....	2/24/06
	10	vs UAB .....	1/18/02
	10	vs Buffalo .....	12/28/01
	10	vs Southern Miss .....	2/22/01
	10	vs Cincinnati .....	1/28/01
	10	at Miami (Fla.) .....	11/28/99



Megan Valicevic and the Green Wave set school records by connecting on 45 field goals and 14 3-pointers at Nicholls State on Dec. 17, 2008

## 3-POINTERS ATTEMPTED

1.	38	at SMU .....	3/3/06
2.	35	vs Georgia .....	3/20/10
3.	28	at Southern Miss .....	2/27/00
4.	27	at Auburn .....	1/5/03
	27	vs LSU .....	2/21/94
5.	26	vs Memphis .....	2/18/10
	26	vs Tulsa .....	1/8/06
	26	vs Southern Miss .....	1/29/94
8.	25	at Houston .....	2/27/10
	25	at East Carolina .....	2/13/10
	25	vs George Mason .....	11/29/03
	25	vs UAB .....	1/18/02
	25	vs Southern Miss .....	2/22/01
	25	vs Marquette .....	2/5/00
	25	vs LSU .....	12/31/99
	25	vs South Florida .....	2/5/94
	25	at Alabama .....	1/26/93

## 3-POINT PERCENTAGE

1.	.750	at UCF (9-12) .....	1/31/10
	.750	vs Rice (9-12) .....	2/14/08
3.	.750	vs New Orleans (9-12) .....	11/19/00
	.750	vs Marquette (9-12) .....	1/20/99
5.	.714	vs Cincinnati (10-14) .....	1/28/01
6.	.700	vs UL-Lafayette (7-10) .....	1/12/94
7.	.667	vs DePaul (8-12) .....	2/11/96
8.	.636	at Portland (7-11) .....	12/1/02
9.	.611	vs Boston (11-18) .....	12/21/00
10.	.609	at Nicholls State (14-23) ....	12/17/08

## FREE THROWS MADE

1.	37	at South Florida .....	2/22/92
2.	34	at DePaul .....	1/18/99
3.	33	vs West Virginia .....	12/28/99
4.	32	at Virginia Tech .....	1/16/93
	32	at New Orleans .....	1/14/93
6.	31	vs Boston .....	12/21/00
	31	vs SMU .....	11/25/97
8.	30	vs Nebraska .....	11/25/01
	30	at Puerto Rico-Mayaguez ..	11/23/01
10.	28	vs UTEP .....	11/25/05
	28	vs Howard .....	11/18/05
	28	at Sienna .....	11/19/99
	28	at Cincinnati .....	1/26/97
	28	vs Louisiana-Lafayette .....	1/12/94

## FREE THROWS ATTEMPTED

1.	47	vs South Florida .....	2/22/92
2.	46	vs Virginia Tech .....	2/15/93
3.	44	vs Nebraska .....	11/25/01
	44	at DePaul .....	1/18/99
5.	43	vs Boston College .....	12/21/00
6.	42	at Sienna .....	11/19/99
	42	vs West Virginia .....	12/28/99
	42	vs SMU .....	11/25/97
	42	at Charlotte .....	1/10/97
10.	41	vs Howard .....	11/18/05

## FREE THROW PERCENTAGE (Min. 15 Att)

1.	1.000	vs UT-San Antonio (18-18) ..	12/21/07
2.	.909	at Houston (20-22) .....	1/6/08
3.	.900	at Texas Tech (18-20) .....	3/20/00
4.	.897	at UAB (26-29) .....	2/6/06
	.897	vs Charlotte (26-29) .....	1/25/98
6.	.889	vs Nicholls State (16-18) .....	1/2/08
	.889	vs Southern Miss (16-18) .....	2/9/97
8.	.882	at Rice (15-17) .....	1/4/08
9.	.875	vs Tulsa (21-24) .....	2/28/08
	.875	vs Miami-Ohio (21-24) .....	1/2/06
	.875	vs Oregon State (21-24) ....	11/25/03

## REBOUNDS

1.	64	at SMU .....	3/3/06
2.	60	vs Howard .....	11/18/05
	60	vs SMU .....	12/29/92
4.	57	vs Southern Miss .....	2/22/01
5.	56	vs Boston .....	12/21/00
6.	54	vs Providence .....	12/27/99
	54	at Houston .....	2/5/97
	54	vs Nicholls State .....	12/11/93
9.	53	vs Buffalo .....	12/28/01
	53	at Saint Louis .....	1/5/01
	53	vs Memphis .....	1/8/99
	53	vs SMU .....	1/5/94

## ASSISTS

1.	31	vs Houston .....	1/14/01
	31	vs South Alabama .....	12/1/97
3.	30	vs UTEP .....	1/20/07
4.	27	vs Southeastern Louisiana ..	12/19/02
	27	vs Boston .....	12/21/00
	27	at Texas A&M .....	12/8/99
7.	26	vs Grambling State .....	11/10/00
	26	at Nicholls State .....	11/10/00
9.	25	On 16 Occasions last vs Louisiana-Monroe ...	11/13/09

## BLOCKS

1.	14	vs Memphis .....	2/16/01
	14	vs UNC-Asheville .....	11/26/99
	14	vs Houston .....	2/12/99
4.	13	vs William & Mary .....	12/27/00
5.	12	vs Drake .....	12/9/02
	12	vs South Alabama .....	12/1/97
7.	11	vs Southern Miss .....	1/11/03
	11	vs Charlotte .....	1/7/01
	11	vs Grambling State .....	11/10/00
	11	vs Providence .....	12/27/99

## STEALS

1.	22	vs UNC-Greensboro .....	12/28/02
	22	vs Saint Louis .....	1/28/00
3.	21	vs Loyola (N.O.) .....	11/21/06
	21	at Louisiana-Lafayette .....	12/9/96
5.	20	vs Appalachian State .....	12/27/97
	20	vs UNC-Greensboro .....	12/28/96
	20	vs Prairie View A&M .....	12/10/93
8.	19	vs Hartford .....	12/28/00
	19	vs Tulsa .....	1/24/99
10.	18	vs Miami (Ohio) .....	12/3/06
	18	at Saint Louis .....	1/24/99