



TULANE FOOTBALL

2016 GAME NOTES



Tulane Athletics Communications

James W. Wilson Jr. Center | Ben Weiner Drive | New Orleans, LA 70118
TulaneGreenWave.com | Facebook: Tulane Football | Twitter: @GreenWaveFB & @CoachWEFritz
Contact: Scottie Rodgers • 504-491-7610 (cell) • srodger1@tulane.edu

Game 6

TULANE (3-2, 0-1 The American) vs. MEMPHIS (4-1, 1-0 The American)



Oct. 14, 2016 • 7 p.m. (CST)/8 p.m. (EST) • Broadcast: ESPNU

Yulman Stadium (30,000) • New Orleans, La.



GAME INFORMATION

Broadcast: ESPNU

Talent: Roy Philpott (play-by-play), Charles Arbuckle (analyst)

Radio: Fox Sports AM 1280 New Orleans

Satellite Radio: Sirius 108, XM 202

Talent: Todd Graffagnini (play-by-play), Steve Barrios (analyst), Gus Kattengell (sideline)

Mobile App: TuneIn App

Live Stats: TulaneGreenWave.com

Twitter Updates: @GreenWaveFB

The Series: Memphis leads, 20-11-1

New Orleans: Tulane leads, 9-8-1

Memphis, Tenn.: Memphis leads, 12-2

First Meeting: Sept. 25, 1954

Tulane 13, Memphis 13 | New Orleans, La.

Last Meeting: Oct. 31, 2015

Memphis 41, Tulane 13 | Memphis, Tenn.

Streak: Memphis W9

Tulane (3-2, 0-1 The American | West)

Rankings: None

Head Coach: Willie Fritz (Pittsburg State, 1983)

Career Record : 196-76-1/24th year

Tulane Record: 3-2/1st Year

Record vs. Memphis: 0-0

Memphis (4-1, 1-0 The American | West)

Rankings: RV (USA Today Coaches' Poll)

Head Coach: Mike Norvell

(Central Arkansas, 2005)

Career Record: 4-1/1st year

Memphis Record: Same

Record vs. Tulane: 0-0

Tulane Coaching Staff

On the Field:

Willie Fritz	Head Coach
Alex Atkins	Asst. Head Coach/Offensive Line
Doug Ruse	Offensive Coordinator/QBs
Jamaal Fobbs	Running Backs
Kevin Peoples	Defensive Line
Michael Mutz	Linebackers
Jeff Conway	Wide Receivers
Chris Hampton	Defensive Backs
Derrick Sherman	Offensive Assistant
Johnny Jernigan	Defensive Assistant
Chris Couch	Special Teams Assistant
Jordy Joseph	Offensive GA

In the Press Box:

Jack Curtis	Defensive Coordinator/Safeties
Slade Nagle	Tight Ends
Brandon Bailey	Defensive GA
Mack Helms	Offensive GA
Walker Ashburn	Defensive GA

STORYLINES

- After an unexpected bye week due to Hurricane Matthew, Tulane (3-2, 0-1 American Athletic Conference | West) returns to the gridiron with a critical matchup at home against Memphis (4-1, 1-0 American Athletic Conference | West) under the Friday night lights in front of a national television audience.

- The Green Wave enter with momentum on their side, riding a two-game winning streak and looking to make it three straight for the first time since winning four in a row (UL Monroe, North Texas, East Carolina and Tulsa) in 2013.

- Tulane is seeking its third conference win at home since joining The American and making Yulman Stadium its home field. The other two victories were against UConn (12-3 on Oct. 11, 2014) and UCF (45-31 on Oct. 3, 2015).

- The last time Tulane boasted a winning record in conference play was during the 2013 season with a 5-3 mark in the school's final season in Conference USA.

- Defense has been the calling card for this Green Wave squad, leading The American and ranking fourth in the nation in turnover margin at 1.6 per game and 12 total turnovers (seven fumble recoveries and five interceptions).

- Tulane is ranked 13th in the nation in total defense (309.3 yards per game) and 10th in total offensive yards allowed (1,545 yards).

- On the offensive side of the ball, Tulane has passed for more than 150 yards in each of its last two games - 181 vs. UL Lafayette and 168 at UMass and - five passing touchdowns.

- The Olive and Blue are also among the top teams in terms of time of possession at 33:16, good for second in The American and 21st in the nation.

- The Wave's triple-option ground attack continues to gain steam with 1,233 yards. The 12 rushing touchdowns are shared between junior **Dontrell Hilliard** (5) and redshirt seniors **Josh Rounds** (4) and **Lazedrick Thompson** (3). Twice the season already, all three have scored a touchdown in the same game (Southern and UMass).

2016 SCHEDULE / RESULTS

	Sept. 1 at Wake Forest (Thursday)	ACCN EXTRA/ESPN3	L, 7-3
	BB&T Field Winston-Salem, N.C. Series History: Tulane leads, 2-1		
	Sept. 10 SOUTHERN	ESPN3	W, 66-21
	Yulman Stadium New Orleans, La. Series History: Tulane leads, 2-0		
	Sept. 17 NAVY*	American Sports Network/ESPN3	L, 21-14
	Yulman Stadium New Orleans, La. Series History: Tulane leads, 11-9-1		
	Sept. 24 UL LAFAYETTE	ESPN3	W, 41-39 (4 OT)
	Yulman Stadium New Orleans, La. Series History: Tulane leads, 22-6		
	Oct. 1 at UMass	American Sports Network/ESPN3	W, 31-24
	McGuirk Alumni Stadium Amherst, Mass. Series History: Tulane leads, 1-0		
	Oct. 14 MEMPHIS*	ESPNU	7 PM CT
	Yulman Stadium New Orleans, La. Series History: Memphis leads, 20-11-1		
	Oct. 22 at Tulsa	ESPNU	2:45 PM CT
	H.A. Chapman Stadium Tulsa, Okla. Series History: Tulsa leads, 10-2		
	Oct. 29 SMU* (Homecoming)	TBA	TBA
	Yulman Stadium New Orleans, La. Series History: Tulane leads, 13-9		
	Nov. 5 at UCF*	TBA	TBA
	Bright House Networks Stadium Orlando, Fla. Series History: UCF leads, 5-2		
	Nov. 12 at Houston*	TBA	TBA
	TDECU Stadium Houston, Texas Series History: Houston leads, 15-5		
	Nov. 19 TEMPLE*	TBA	TBA
	Yulman Stadium New Orleans, La. Series History: Temple leads, 2-1		
	Nov. 26 at UConn*	TBA	TBA
	Pratt & Whitney Stadium at Rentschler Field Storrs, Conn. Series History: Tied, 1-1		



Tulane Football



@GreenWaveFB / @CoachWEFritz



TulaneGreenWave.com



Green Wave Game Notes

Media Information

POSTGAME POLICIES

For home games, Tulane's postgame interviews takes place in the squad room, located on the second floor of the James W. Wilson Athletics Center. Media can access the squad room through the west rear entrance of the Wilson Center. The visitor's locker room is located at the northwest end of Yulman Stadium. The athletics communications contact of the visiting school will establish admittance policies to the visiting locker room.

Head coach **Willie Fritz** and requested players will be available postgame approximately 10 minutes after each game. Tulane's locker room is closed.

RELEASE INFORMATION

Releases are distributed via e-mail to the media and are also available on TulaneGreenWave.com. Stats are available via e-mail or the website. Requests for this information can be made by contacting **Scottie Rodgers**, Associate Athletics Director, Strategic Communications at (504) 491-7610 or by email at srodger1@tulane.edu.

INTERVIEW REQUESTS

All interview requests for student-athletes, coaches and administrators should be made with **Scottie Rodgers**.

WEEKLY NEWS CONFERENCE

The Tulane football weekly news conference with head coach **Willie Fritz** takes place on Tuesdays throughout the season at 1 p.m. in the Jill H. and Avram A. Glazer Family Club in Yulman Stadium.

THE WILLIE FRITZ RADIO SHOW

Willie Fritz' Radio Show takes place on Wednesdays throughout the season at Manning's (519 Fulton St.) from 7-8 p.m. The show is hosted by **Todd Graffagnini** on Tulane's flagship station, Fox Sports AM 1280 New Orleans.

The show features a call-in format and fans are also urged to submit questions via [@GreenWaveFB](https://twitter.com/GreenWaveFB) on Twitter. The call-in number is **1-855-325-7877**.

TULANE FOOTBALL WITH HEAD COACH WILLIE FRITZ

Inside Tulane Football with Head Coach **Willie Fritz** airs Sundays at 11:30 p.m. throughout the season on WWL-TV.

2016 RADIO NETWORK AFFILIATES

*Fox Sports 1280 AM	New Orleans, La.
KANE 1240 AM	New Iberia, La.
KXZZ 1580 AM	Lake Charles, La.
KKGB 101.3 FM	Lake Charles, La.
KMLB 540 AM	Monroe, La.
WSLA 1560 AM	Slidell/New Orleans, La.
WRBH 88.3 FM	New Orleans, La.

*Flagship station

COLLEGEPRESSBOX.COM

CollegePressBox.com is the official media website for American Athletic Conference football and the media home for information on every Division I team and conference. Access and download weekly game notes, quotes, statistics, media guides, photos and more for the conference and each of its 12 member schools throughout the season. Login information will be distributed to accredited media or you can apply for a password by sending an e-mail to password@collegepressbox.com.

SERIES NOTES:

- Friday's game marks the 33rd meeting between Tulane and Memphis and the second time the two teams will meet at Yulman Stadium. The Tigers lead the all-time series 20-11-1.
- Memphis comes into the matchup with a nine-game winning streak in the series. The Green Wave's last win in the series was a 37-14 victory in New Orleans on Nov. 18, 2000.
- Tulane holds a slight edge in the series in games played at home with 9-8-1 record.

SCOUTING THE TIGERS:

- Memphis (4-1, 1-0 The American | West) is coming off a 34-27 win over Temple on Oct. 6.
- The Tigers scored in all three phases and put up 24 unanswered points in the second half to get past the Owls. Memphis was outgained on offense, 531 yards for Temple vs. 323 yards for the Tigers, in the win.
- Senior placekicker **Jake Elliott** became the school's scoring leader in the game. With 371 career points, Elliott moved past **DeAngelo Williams** (362 points) and **Stephen Gostkowski** (369).

TULANE VS. THE AMERICAN:

- Friday's game vs. Memphis marks the school's 18th game in football as a member of the American Athletic Conference. The Green Wave hold a 3-14 record for their first two-plus seasons in the conference.
- Tulane's last victory over a conference opponent was a 45-31 win over UCF on Oct. 3, 2015.

WHO TO WATCH:

- 2014 First-Team Freshman All-America cornerback **Parry Nickerson**, who grabbed six interceptions to lead the nation among rookies, returns to anchor Tulane's defensive backfield.
- Two First-Team American Athletic Conference honorees from a year ago are back with the Green Wave for their senior seasons in linebacker **Nico Marley** and defensive tackle **Tanzel Smart**.
- Prior to the season, several Green Wave were named to preseason watch lists: Smart (Outland Trophy, Bednarik Award and Senior Bowl), junior running back **Dontrell Hilliard** (Doak Walker Award), senior tight end **Marshall Wadleigh** (Wuerffel Trophy) and senior offensive lineman **Chris Taylor** (Outland Trophy).

WELCOME BACK:

- Back on the field for the Green Wave this season are redshirt senior offensive lineman **Kenneth Santa Marina** and redshirt junior tight end **Sergio Medina**, both of whom redshirted the entire 2015 season. Redshirt sophomore wide receiver **Terren Encalade** also returns after missing the final 10 games of the season and also earning a redshirt.

NEW NUMBERS:

- A handful of Tulane players switched numbers in the offseason.
- Senior linebacker **Nico Marley** changed from 20 to 2.
- Sophomore punter **Enrique Carresquero** changed from 96 to 41.
- Junior deep snapper **Aaron Golub** changed from 98 to 96.

Tulane Strategic Communications

SCOTTIE RODGERS

Cell: 504-491-7610 • srodger1@tulane.edu

Associate AD/Primary Football Contact

JOSH BATES

Cell: 504-355-6283 • jbates3@tulane.edu

Assistant Director/Secondary Football Contact

KAITLIN MAHEU

Cell: 225-205-9988 • kmaheu@tulane.edu

Graduate Assistant

NEW POSITIONS:

- In addition to the few players who switched numbers this offseason, a few also switched positions.
- Junior **Trey Camissa** moved from the defensive line to tight end.
- Redshirt junior **Tristan Cooper** moved from defensive back to wide receiver.
- Redshirt junior **Jarrold Franklin** moved from linebacker to safety.
- Redshirt junior **Sergio Medina** moved from running back to tight end. Medina started his career at Tulane as a linebacker.
- Junior **Trey Scott** moved from tight end to wide receiver.
- Senior **Marshall Wadleigh** moved from running back to tight end.

A WHOLE NEW STAFF (ALMOST):

- Upon **Willie Fritz**' arrival at Tulane, the coaching staff went through radical changes, but two names may ring a bell. **Walker Ashburn** returns for his second season as a defensive graduate assistant, remaining as the only holdover from **Curtis Johnson**'s staff. Additionally, **Jordy Joseph** joined the staff as an offensive graduate assistant after playing quarterback for the Green Wave from 2011-15.

THE STATE OF TULANE:

- The 2016 roster features 53 players from the state of Louisiana, including 32 players from the Greater New Orleans area. Florida has the second-most players represented on the roster with 10.
- The 2015 roster boasted 66 players from the Pelican State.

LONG DRIVES:

- Tulane's offense has put together some long drives already this season. Only one drive of 70 yards or more did not result in points. And of those that resulted in points, only one was not a touchdown. Here's a look at the Green Wave's drives of 70 yards or more in 2016:

Game	Plays	Yards	Time of Possession	Result
Wake Forest	11	71	5:55	Downs
Southern	4	80	1:09	Touchdown
	6	76	2:28	Touchdown
Navy	8	75	4:06	Touchdown
	9	76	4:27	Touchdown
UL Lafayette	5	75	2:11	Touchdown
UMass	10	75	4:29	Touchdown
	20*	85*	8:32*	Field Goal
	7	84	3:35	Touchdown
	8	75	4:05	Touchdown

*Longest drive in terms of plays, yards and time of possession.

LOUISIANA CONNECTION:

- A new dynamic duo has emerged with the Green Wave this season between two redshirt sophomores, quarterback **Glen Cuiellette** and wide receiver **Terren Encalade**. The former roommates from freshman year have reconnected on the field over team's last two games.
- Cuiellette has thrown for five scores so far this season and four of them have been to Encalade. Three of those came in the four-overtime thriller against UL Lafayette on connections of 34, 25 and 7 yards. The fourth was a 36-yarder in the win at UMass.

DEFENSIVELY SPEAKING:

- The Green Wave have earned an interception in two straight games and in three of its five games this season.
- The Green Wave have logged a forced fumble and fumble recovery in its four-straight games.
- Tulane's seven fumble recoveries are tied for fifth in the nation.

PICK OFF ARTIST:

- Redshirt junior cornerback **Parry Nickerson** is picking up where he left off in 2014 with two interceptions so far this season.
- Nickerson enters the week ranked tied for 21st nationally with his two picks and is second in the nation in interception return yards (133) behind the 155 yards by Western Michigan's **Darius Phillips**.
- His 96-yard interception return for a touchdown vs. Southern was the first pick-six of his collegiate career.

HONORS:

- Reshirt junior RB **Sherman Badie** was named American Athletic Conference Special Teams Player of the Week on Sept. 12 for his performance in the win over Southern. Badie had 175 all-purpose yards, including 135 on kickoff returns highlighted by an 86-yard kickoff return for a touchdown.
- Redshirt junior CB **Parry Nickerson** was named HERO Sports' Football Bowl Subdivision Defensive HERO of the Week on Sept. 14 for his 96-yard interception return for a touchdown in the win over Southern.
- Junior PK **Andrew DiRocco** was named Special Teams Player of the Week by the American Athletic Conference and Louisiana Sports Writers Association and one of three Stars of the Week by the Lou Groza Collegiate Placekicker Award on Sept. 26 for making a career-high four field goals, including a career-high 48 yarder, and connecting on all three PAT attempts in the win over UL Lafayette.
- Senior LB **Nico Marley** was named Co-Defensive Player of the Week recognition by the Louisiana Sports Writers Association on Sept. 26 for 11-tackle effort to go along with 1.0 sacks, 3.0 tackles for loss and one forced fumble in the win over UL Lafayette.

TULANE IN THE NFL:

- A total of 10 former Tulane players are currently on NFL teams with nine on active rosters – **Orleans Darkwa** (RB, New York Giants), **Lorenzo Doss** (CB, Denver Broncos), **Matt Forte** (RB, New York Jets), **Ryan Grant** (WR, Washington Redskins), **Ryan Griffin** (QB, Tampa Bay Buccaneers), **Rob Kelley** (RB, Washington Redskins), **Dezman Moses** (LB, Kansas City Chiefs), **Cairo Santos** (PK, Kansas City Chiefs) and **Julius Warmesley** (DE, Miami Dolphins) – and one on a practice squad – **Taurean Nixon** (CB, Denver Broncos).

GAME-BY-GAME NOTES:

UMass

- Trailing 14-0, Tulane scored 24 unanswered points to eventually claim the 31-24 victory. It marked the biggest come-from-behind win for the Wave in the post-Katrina era, previously topping the 17-16 victory at Army, down 10-0, on Oct. 3, 2009.
- The Green Wave move to above .500 through the first five games of a season for the first time since 2013 and just the fourth time since the 2000 season (2000, 2003, 2013, 2016).
- With a 3-1 non-conference record, it marks the Wave's the first winning non-conference record since finishing 2-1 in 2004 and most non-conference wins since going 5-0 in 1998.
- Tulane's victory at UMass was their first win this season when trailing at half.
- The win at UMass was the first road victory since a 34-31 triumph at Army on Nov. 14, 2015.
- Tulane recorded its longest scoring drive of the season in plays, yardage and time of possession, when PK **Andrew DiRocco** connected on a 22-yard field goal in the second quarter. Wave went 85 yards in 20 plays, spanning 8:32.
- RB **Dontrell Hilliard**'s first quarter 11-yard touchdown run was his fifth rushing touchdown of the season and 14th of his career.



Green Wave Game Notes

- **FS Jarrod Franklin** recorded his second interception of his career and first of 2016 in the second quarter off a 28-yard pass in Tulane's own territory.

- On UMass' opening drive of the third quarter, DT **Tanzel Smart** recorded his first forced fumble of 2016 and the third of his career. Franklin then earned his first fumble recovery of the season and second of his career.

- QB **Glenn Cuiellette**'s 36-yard touchdown pass to WR **Terren Encalade** in the third quarter respectively marked a career long pass and reception for the duo. It also marked Cuiellette's fifth touchdown pass this season and Encalade's fourth touchdown reception.

- Encalade set a new career high in receiving yards with 125. Also tied his career high in receptions with seven – thus marking the second straight week with seven receptions.

- Tulane's third-quarter touchdown drive, which began from a forced fumble recovery, marked the fourth touchdown this season resulting from a defensive takeaway from the previous drive.

- RB **Lazedrick Thompson**'s 19-yard touchdown run in the third quarter marked his third rushing touchdown of the season and eighth of his career. The 19-yard carry also marked a new season long.

- The Green Wave went 3-for-4 on fourth down conversions, successfully achieving a conversion in each the first and second quarter. Tulane moves to 9-for-16 on fourth downs this season.

- WR **Chris Johnson** recorded his first career collegiate catch late in the fourth quarter, reeling in an 18-yard reception.

- RB **Josh Rounds**' 10-yard touchdown run in the fourth quarter was his fourth rushing touchdown of the season and fifth of his career. Also earned a season best in carries (16) and yardage (77).

- With rushing touchdowns from Rounds, Thompson and Hilliard, it marked the second time this season that trio all recorded a rushing touchdown in a game, previously achieving the feat against Southern on Sept. 10.

- WR **Darnell Mooney** tied his career high in receptions with three. Mooney netted three in the quadruple overtime victory over UL Lafayette.

- CB **Donnie Lewis, Jr.** carried out the No. 18 Flag in honor of former Green Wave player **Devon Walker**.

- Game captains were Hillard, senior NB **Richard Allen**, redshirt junior DE **Ade Aruna** and redshirt sophomore TE **Kendall Ardoin**.

UL Lafayette

- The game marked the first four-overtime game in program histories for both teams.

- It was the first overtime game ever played in Yulman Stadium. It was the first overtime game this season and the first overtime game for Tulane since 38-31 loss in double overtime to Tulsa on Aug. 28, 2014.

- It was the first overtime win since topping East Carolina 36-33 in three overtimes on Oct. 12, 2013.

- Tulane scored all four of its touchdowns in the air after entering the game without a passing touchdown this season.

- The Green Wave tallied 11 tackles for loss in the game, hitting double-digits in the category for the first time since making 10 at Army in 2015.

- QB **Glen Cuiellette** threw four touchdown passes for the first time since **Jordy Joseph** completed the 2015 season with with four touchdown passes against Tulsa. Cuiellette had a career day throwing for 165 yards and four touchdowns.

- WR **Terren Encalade** was the first player to catch three touchdown passes in a game since **Roydell Williams** did so against UAB on Oct. 23, 2004.

- Encalade and Cuiellette combined for their first career touchdown, as the 34-yard pass was the first passing touchdown for Cuiellette and the catch was Encalade's first scoring catch.

- Encalade posted his first 100-yard receiving game with 103 yards. He also set career highs with three touchdown receptions, two of which came in overtime, and seven receptions.

- LB **Nico Marley** made 11 tackles in the game, reaching double figures in the category for the eighth time in his career. Marley's first-quarter sack was the third of the season. He has 6.5 in his career.

- DT **Tanzel Smart** finished the game with a career-best 10 tackles, his first game with double-digit tackles.

- DE **Peter Woullard** recovered the second fumble of his career, making it back-to-back games with a fumble recovery. Woullard made it back-to-back games with a sack, he has two in his career. He made the start at defensive end, the first start of his career.

- DE **Quinlan Carroll** finished with a career-high six tackles and made the first sack of his career in the second quarter, he made it the first multi-sack game of his career with another to start the fourth quarter.

- Tulane tallied four sacks (Marley, Carroll, Smart and Woullard) in the first half topping its previous single-game season high of three. The Green Wave entered the game with five sacks on the year and finished with five sacks in the game.

- PK **Andrew DiRocco** made a career-high four field goals, hitting a career-long 48-yarder to force a fourth overtime. He also connected from 22, 35 and 20 yards. DiRocco's four field goals was the first time a Tulane player has hit four since **Cairo Santos** made four against East Carolina on Oct. 12, 2013.

- Tulane allowed a blocked punt for the first time since the Army game in 2015 when P **Zachary Block**'s punt was blocked in the third quarter.

- NB **Richard Allen** recovered a fumble for the first time this season as he fell on a muffed punt in the third quarter.

- WR **Darnell Mooney** recorded his first collegiate stats as had a four-yard rush in the second quarter and 19-yard reception in the fourth. He also scored the first touchdown of his career, grabbing 25-yard pass in the second overtime.

- CB **Parry Nickerson** made his second interception of the season in the second quarter.

- CB **Donnie Lewis, Jr.** finished with a career-best eight tackles. He made the first interception of his career in the second quarter, returning it 12 yards.

- QB **Johnathan Brantley** made his second-straight start at quarterback.

- Marley carried out the No. 18 Flag in honor of former Green Wave player **Devon Walker**.

- Game captains were Encalade, Smart, RT **John Leglue** and SS **Roderic Teamer**.

Navy

- Tulane held Navy scoreless in the first quarter, marking the second time this season (at Wake Forest) that the Green Wave have not allowed their opponent to score in the opening quarter.

- For the first time in his head coaching career, **Willie Fritz** lost a game when his team was +2 or better in turnover margin.

- LB **Nico Marley** notched the first game of his career with multiple sacks finishing with two against Navy for 13 yards lost. Marley's 14 tackles made it the seventh game of his career with 10+ tackles.

- RB **Josh Rounds** scored Tulane's first touchdown, totaling 52 yards on five carries on the scoring drive.

- DE **Peter Woullard** recorded his first career sack. He entered the game with one career tackle and finished the Navy game with five. Woullard's fourth quarter fumble recovery was the first of his career.

- **FS Jarrod Franklin** forced a fumble for the first time this season. On the same play, DE **Ade Aruna** recovered a fumble for the first time in his career.

- SS **Roderic Teamer** made a career-high eight tackles.

- CB **Donnie Lewis, Jr.**, tallied multiple pass breakups in a game for the second time in his career.
- QB **Johnathan Brantley**, NT **Braynon Edwards** and DT **Eldrick Washington** and DE **Quinlan Carroll** all made their first career starts.
- DT **Tanzel Smart** carried out the No. 18 Flag in honor of former Green Wave player **Devon Walker**.
- Game captains were seniors Marley, Rounds, redshirt senior LT **Todd Jacquet** and senior TE **Marshall Wadleigh**.

Southern

- The win over Southern marked Tulane's first victory in a home opener since defeating Jackson State, 34-7, on Aug. 31, 2013.
- The Green Wave have scored 30 or more points in three of its last five games with two resulting in wins – 34-31 at Army on Nov. 14, 2015 and 66-21 vs. Southern on Sept. 10, 2016.
- The last time Tulane scored 60+ points in a game was 63 against Louisiana Tech on Nov. 26, 1998.
- The last time Tulane scored 40+ points in a home opener was a 47-33 victory over Southeastern Louisiana on Sept. 3, 2011.
- Tulane's 66 points scored are the most in Yulman Stadium history, topping the 45 points scored by Tulane vs. UCF on Oct. 3, 2015 and the 45 points scored by Tulsa vs. Tulane on Nov. 17, 2015.
- Tulane's 437 total rushing yards mark the first time the Green Wave have rushed for more than 400 yards since totaling 407 against VMI on Sept. 29, 1973. The 437 yards rank as the third-highest, single-game total in program history.
- The one-yard, first-quarter touchdown run by RB **Dontrell Hilliard** marked the third-consecutive game in which Tulane scored on the opening drive.
- DT **Tanzel Smart**'s first-quarter fumble recovery was the second of his career with the other one coming at Georgia Tech on Sept. 12, 2015.
- LB **Nico Marley**'s first-quarter interception was the fourth of his career. Marley snared one interception in each of his first three seasons.
- Hilliard recorded the third multi-touchdown game of his career (two vs. Maine on Sept. 19, 2015 and two at Memphis on Oct. 31, 2015) and his first game with three touchdowns.
- Hilliard's 103 yards and QB **Johnathan Brantley**'s 119 yards rushing mark the first time two Tulane players ran for 100+ yards in a game since **Shaun King** (109) and **Toney Converse** (103) did so against BYU on Dec. 31, 1998. On the first play of his collegiate career, Brantley rushed for 63 yards.
- CB **Parry Nickerson**'s first-quarter interception was the seventh of his career. His 96-yard interception return for a touchdown was four yards short of the school record of 100 yards by **David Herbert** on Sept. 25, 1971. Herbert's return also went for a touchdown.
- The last time Tulane had an interception return for a touchdown was at Florida Atlantic on Nov. 2, 2013 on a 69-yard pick six by **Lorenzo Doss**.
- RB **Sherman Badie**'s first-quarter, 86-yard kickoff return for a touchdown was the first for Tulane since **Jeremy Williams** ran a kickoff back 88 yards for a touchdown vs. UTEP on Nov. 7, 2009. It was Badie's first kickoff return for a touchdown and the longest kickoff return of his career.
- RB **Lazedrick Thompson** recorded the first multi-touchdown game of his career after an 11-yard rushing score in the second quarter and a nin-yard run in the third.
- LB **Zachery Harris** made the first start of his career.
- Nickerson carried out the No. 18 Flag in honor of former Green Wave player **Devon Walker**.
- Game captains were seniors Thompson, CB **Richard Allen**, WR **Larry Dace III** and LB **Eric Thomas**.

Wake Forest

- Prior to the season starting, Tulane was the lone Division I program that did not have a quarterback on its roster who had not thrown a pass. QB **Glen Cuiellette** put that to rest in his first start, as the product from Mandeville went 12-for-23 for 134 yards. He also rushed 22 times for 54 yards.
- CB **Parry Nickerson** recorded a career-best three pass breakups.
- WR **Larry Dace III** notched a career-best four receptions for 38 yards.
- DT **Tanzel Smart** posted his second-consecutive game with multiple tackles for loss, as he notched 2.0 at Wake Forest. He had 2.0 against Tulsa in the 2015 season finale.
- The opening-drive score marked the second-consecutive game in which Tulane scored on the opening drive as the team notched a touchdown in the opening drive against Tulsa in the season finale last year.
- OG **Leeward Brown**, QB **Glen Cuiellette** and DT **Robert Kennedy** made their first career starts.
- Ten true freshmen in QB **Darius Bradwell**, S **Will Harper**, WR **Chris Johnson**, DB **Sean Harper**, DB **P.J. Hall**, LB **Lawrence Graham**, LB **Larry Bryant**, DS **Geron Eatherly**, WR **Darnell Mooney** and WR **D.J. Owens** made their collegiate debuts at Wake Forest. Brown also made his collegiate debut.
- TE **Marshall Wadleigh** carried out the No. 18 Flag in honor of former Green Wave player **Devon Walker**.
- Game captains were senior Marley, Smart, Taylor and senior WR **Devon Breaux**.

DID YOU KNOW:

- Junior linebacker **Nico Marley** is the son of **Rohan Marley** (former linebacker at Miami (Fla.)) and the grandson of the legendary reggae musician, **Bob Marley**.
- Redshirt junior receiver **Devon Breaux** is a two-sport athlete who earned national acclaim in 2014 as a member of the Green Wave's track & field team. Breaux became the first Tulane male track & field student-athlete to qualify for the NCAA Championships in the long jump after posting a mark of 7.56 meters during the NCAA East Regionals. He then notched a 7.44 meter jump at the NCAA Championships in the long jump to earn Honorable Mention All-America status. Breaux is back playing football this fall after taking the spring off.
- Sophomore deep snapper **Aaron Golub** is a true testament to never giving up the pursuit of your dreams. Golub, who was rated a four-star recruit by RubioLongSnapping.com, is legally blind with no sight in his right eye and limited vision in his left.
- **Tristan Cooper**'s father, **Ron Sr.**, has been the head coach at Eastern Michigan (1993-94), Louisville (1995-97) and Alabama A&M (1998-2001). He is presently the assistant head coach at FIU serving as defensive coordinator and linebackers coach.



Green Wave Game Notes

Tulane in The American/NCAA Rankings

Category	Avg.	AAC	NCAA
Rushing Offense	246.6	3rd	16th
Rushing Defense	137.6	5th	42nd
Passing Offense	103.2	12th	127th
Passing Defense	171.4	2nd	15th
Total Offense	349.8	12th	109th
Total Defense	309.0	2nd	13th
Scoring Offense	31.0	8th	61st
Scoring Defense	22.4	3rd	36th
Passing Efficiency Offense	110.05	11th	114th
Passing Efficiency Defense	114.99	7th	38th
Net Punting	35.64	10th	100th
Punt Returns	3.25	10th	106th
Kickoff Returns	24.09	4th	29th
Turnover Margin	1.60	1st	4th
Turnovers Gained	12	6th	23rd
Sacks	2.60	4th	41st
Sacks Allowed	2.00	2nd	53rd
Tackles for Loss	6.80	8th	95th
Red Zone Offense	85.7	6th	56th
Red Zone Defense	93.8	11th	114th
Interceptions	5	7th	51st
Fumbles Recovered	7	T-1st	5th
Time of Possession	33:16	2nd	21st

Home-Away Breakdown

Category	HOME (2-1)	AWAY (1-1)
Points Per Game	40.3	17.0
Opponent Points Per Game	27.0	15.5
Rushing Yards Per Game	269.0	213.0
Opponent Rushing Yards Per Game	159.3	105.0
Passing Yards Per Game	71.3	151.0
Opponent Passing Yards Per Game	193.3	138.5
Passing (Comp-Att-Int-TD)	18-44-2-4	23-42-0-1
Opponent Passing (Comp-Att-Int-TD)	42-81-4-4	28-53-1-2
Total Offense Per Game	340.3	364.0
Opponent Total Offense Per Game	352.7	243.5
3rd-Down Conversions	7-38	13-37
Opponent 3rd-Down Conversions	21-55	11-27
4th-Down Conversions	5-8	4-9
Opponent 4th-Down Conversions	3-3	0-1
Sacks By-Yards	9-60	3-10
Opponent Sacks By-Yards	5-37	5-32
Red Zone Scores-Chances	14-15	4-6
Red Zone Touchdowns-Chances	9-15	3-6

Score by Quarters	1ST	2ND	3RD	4TH	OT	TOTAL
Tulane-HOME	28	34	24	10	25	121
Opponents-HOME	10	10	23	15	23	81
Tulane-AWAY	10	3	14	7	0	34
Opponents-AWAY	14	7	0	10	0	31

Green Wave Facts

Location	New Orleans, La.
Enrollment	13,531 (Private)
Conference	American Athletic Conference
Stadium	Yulman Stadium
Capacity	30,000
President	Michael A. Fitts
Director of Athletics	Troy Dannen
Ticket Information	800-488-5252

Green Wave Social Network

Website:

TulaneGreenWave.com

Twitter:

@TulaneAthletics, @GreenWaveFB, @CoachWEFritz

Instagram:

TulaneGreenWave, TulaneGreenWaveFootball

Facebook:

TU Green Wave, Tulane Football

YouTube:

TUGreenWave

TulaneGreenWave.com

The Official Site of Tulane Athletics

- The latest news, notes, statistics, schedules and results of Tulane Athletics
- Profiles and features on Tulane coaches and student-athletes
- Live audio broadcasts of Tulane football, basketball and baseball games
- Live streaming video of Tulane volleyball, basketball and baseball games
- On-line tickets for Green Wave athletic events
- Green Wave merchandise and Riptide Kids Club information

Tulane University

Founded in 1834

- Tulane is one of the most highly regarded and selective independent research universities in the United States and is a member of the prestigious Association of American Universities.
- According to *U.S. News and World Report*, Tulane is among the top national universities in the United States, ranked 41st among the best national universities and in the top 26 for its service learning programs. Tulane is also ranked the 38th best university by high school counselors and 33rd among the best colleges for veterans.
- OnlineU ranked Tulane 10th in their list of 2015 Top Online Colleges.
- Tulane is ranked 57 in *Kiplinger's* Personal Finance 2015 list of Best Values in Private Colleges.
- *Newsweek* ranked Tulane 19th among the country's 25 "most service-minded schools."
- Tulane is ranked by the Carnegie Foundation for the Advancement of Teaching as a university with "very high research activity." Of more than 4,300 higher educational institutions rated by the foundation, Tulane remains in a prestigious category that includes only two percent of universities nationwide.
- The A.B. Freeman School of Business is highly ranked by numerous business publications. *The Princeton Review* and *Entrepreneur* magazine rank the school 14th on its list of Top Graduate Programs for Entrepreneurs. *Forbes* magazine ranks it 52nd overall and 28th among private universities; London's *Financial Times* ranks its EMBA program 64th internationally and 22nd nationally, its MBA program 61st internationally and 35th nationally and its MFN program 30th internationally and 3rd nationally; *U.S. News and World Report* ranks its undergraduate program 43rd; *America Economia* ranks its MBA program 20th nationally and 30th internationally; *Bloomberg Businessweek* ranks the MBA program 35th nationally.

2016 American Athletic Conference Standings

Team	American W-L	Pct.	Overall W-L	Pct.	Home	Away	Neutral	Streak
West								
Navy	3-0	1.000	4-1	0.800	3-0	1-1	0-0	W1
Memphis	1-0	1.000	4-1	0.800	4-0	0-1	0-0	W1
Tulsa	1-0	1.000	4-1	0.800	3-0	1-1	0-0	W3
Houston	2-1	0.667	5-1	0.833	2-0	2-1	1-0	L1
Tulane	0-1	0.000	3-2	0.600	2-1	1-1	0-0	W2
SMU	0-2	0.000	2-4	0.333	1-1	1-3	0-0	L3
East								
USF	2-0	1.000	5-1	0.833	3-1	2-0	0-0	W2
UCF	1-0	1.000	3-2	0.600	1-1	2-1	0-0	W2
Temple	1-1	0.500	3-3	0.500	3-1	0-2	0-0	L1
UConn	1-2	0.333	3-3	0.500	3-1	0-2	0-0	W1
East Carolina	0-2	0.000	2-4	0.333	2-1	0-3	0-0	L4
Cincinnati	0-3	0.000	3-3	0.500	2-2	1-1	0-0	L2

Upcoming Games

Thursday, October 13

*Navy at East Carolina, 6:30 p.m. [ESPN]

Series History: Navy leads, 4-1

Friday, October 14

*Memphis at Tulane, 7 p.m. [ESPNU]

Series History: Memphis leads, 20-11-1

Saturday, October 15

*UConn at USF, 6 p.m. [CBS Sports Network]

Series History: USF leads, 8-5

*Tulsa at Houston, 6 p.m. [ESPN2]

Series History: Houston leads, 22-18

*Temple at UCF, 6:30 p.m. [ESPNU]

Series History: UCF leads, 2-1

*American Athletic Conference Game
All Times Central

Record When Tulane...

	Under Fritz	2016
Plays at Night	2-2	2-2
Plays During the Day	1-0	1-0
Plays at Home	2-1	2-1
Plays on the Road	1-1	1-1
Plays at Neutral Site	0-0	0-0
Plays on Grass	0-0	0-0
Plays on Turf	3-2	3-2
Scores First	1-1	1-1
Opponent Scores First	2-1	2-1
Leads After First Quarter	1-1	1-1
Trails After First Quarter	2-0	2-0
Game is Tied After First Quarter	0-1	0-1
Leads at Halftime	1-0	1-0
Trails at Halftime	1-1	1-1
Game is Tied at Halftime	1-1	1-1
Leads After Third Quarter	1-1	1-1
Trails After Third Quarter	2-1	2-1
Game is Tied After Third Quarter	0-0	0-0
In Overtime	1-0	1-0
Scores 21 or More Points	3-0	3-0
Scores 20 or Less Points	0-2	0-2
Opponent Scores 21 or More Points	3-1	3-1
Opponent Scores 20 or Less Points	0-1	0-1
Victory Margin is 7 Points or Less	2-2	2-2
Victory Margin is 8-14 Points	0-0	0-0
Victory Margin is 15-20 Points	0-0	0-0
Victory Margin is 21+ Points	1-0	0-0
Amasses 350+ Total Yards	2-0	2-0
Holds Opponent to 350 or Less Yards	2-2	2-2
Commits Less than 3 TOs	3-2	3-2
Commits 3 or More TOs	0-0	0-0
Has Less TOs than Opponent	3-1	3-1
Has More TOs than Opponent	0-0	0-0
Has Equal TOs as Opponent	0-1	0-1
Has More First Downs than Opponent	2-1	2-1
Opponent Has More First Downs	1-1	1-1
Punts Less than 7 Times	2-2	2-2
Punts 7 or More Times	1-0	1-0
Player Runs for 100 or More Yards	2-0	2-0
Opponent Player Rushes for 100 or More Yards	0-1	0-1
Player Passes for 200 or More Yards	0-0	0-0
Opponent Player Passes for 200 or More Yards	2-0	2-0



Green Wave Game Notes



WILLIE FRITZ

Head Coach • First Season

Shawnee Mission, Kan.

Pittsburg State, 1983

Tulane University Director of Athletics **Troy Dannen** formally introduced **Willie Fritz** as the school's new football head coach on Dec. 15, 2015. Fritz became the 40th head football coach in the 121-year history of the Green Wave program.

With 193 career victories, Fritz entered the 2016 season ranked the fourth active winningest head coach among coaches in the Football Bowl Subdivision, tied with Kansas State's **Bill Snyder**.

Fritz brings 33 years of collegiate experience as a football student-athlete or coach to the Green Wave. He has led his teams to six combined conference championships (one at every level he has coached) and two bowl appearances. He was also twice named the national coach of the year, including the American Football Coaches Association Football Championship Subdivision (FCS) Coach of the Year in 2011 and the Liberty Mutual Coach of the Year in 2012.

Fritz, 55, came to Tulane from Georgia Southern where he spent two seasons and led the Eagles to a combined record of 17-7, a 2014 Sun Belt Conference (SBC) title and the school's first-ever NCAA postseason bowl game with their berth in the 2015 GoDaddy.com Bowl. Georgia Southern concluded the 2015 regular season with an 8-4 overall record, including a mark of 6-2 in conference play.

Fritz led the Eagles to a 9-3 overall record and a perfect mark of 8-0 in conference play during his first season at Georgia Southern in 2014, and was named the SBC Coach of the Year. However, the school's waiver claim to allow Georgia Southern to play in a bowl despite being in the second year of the NCAA's transition period was denied.

Prior to Georgia Southern, Fritz served as head coach at Sam Houston State from 2010-13. A proven winner with more than 30 years of coaching experience, Fritz joined the Eagles from Sam Houston State, where he led the team to back-to-back Southland Conference titles, NCAA FCS championship appearances in 2011 and 2012, and a third-straight playoff berth in 2013.

The Liberty Mutual Coach of the Year at the FCS level in 2012, Fritz was recognized nationally in 2011 as the American Football Coaches Association (AFCA) Coach of the Year. Honored as the AFCA Regional Coach of the Year in 2011 and 2012, Fritz was selected by the media and his peers in the Southland Conference as the league's Coach of the Year in 2011 after his team went a perfect 7-0 in conference play.

In 2011 and 2012, Sam Houston State posted the two highest single-season win totals in program history with marks of 14-1 (2011) and 11-4 (2012) and Bearkat players were showered with accolades. More than 50 earned All-Southland Conference honors under Fritz in the last four years, not including additional "Player of the Year," "Offensive Player of the Year," "Defensive Player of the Year," and "Newcomer of the Year" awards. All-America status from national coaching and media outlets were bestowed on 11 Sam Houston State

players during his tenure.

After a highly successful tenure at Blinn College, averaging nearly 10 wins a season during his four years there, Fritz left to revitalize a Central Missouri program and guided it to 11 winning seasons. The NCAA Division II program's ledger included two 10-win seasons with the 2001 Mule squad earning its first postseason trip in more than 30 years.

In 2002, Central Missouri made its first-ever appearance in the NCAA Division II playoffs and was the Mid-America Athletic Association (MIAA) co-champion a year later. A 97-47 mark in 13 seasons ranks Fritz as the winningest coach in the program's 118-year history. He was the only coach to ever win seven or more games in eight consecutive seasons and his victory total ranked him 15th among active Division II coaches at the time. In addition to his impressive 67.4 winning percentage with the Mules, Fritz coached his student-athletes to achieve their potential both on the field and in the classroom. More than 150 Mules were recognized with All-MIAA honors with 41 first-team selections and 24 All-Americans.

Under Fritz, Central Missouri recorded a graduation rate of 84 percent with 144 MIAA Commissioner's Academic Honor Roll recipients, 14 Academic All-Region and three Academic All-Americans.

Serving as a graduate assistant for the Bearkat program during the 1984 and 1985 seasons, Fritz earned a master's degree in kinesiology while Sam Houston State posted a 16-6 record and won the 1985 Gulf Star Conference championship. He returned to Huntsville in 1991 after spending two years at Coffeyville College in Kansas under legendary head coach **Dick Foster**, earning a promotion to defensive coordinator after one year. He stayed another two years to work for head coach **Skip Foster** and the Red Ravens.

Head coach **Ron Randleman** brought Fritz back to the state of Texas and Sam Houston State as secondary and special teams coach in 1991, instilling an attitude of excellence on special teams that would last more than a decade. The Bearkats' "block party" racked up 80 blocked punts, field goals and extra points beginning with Fritz in 1991 and lasting through 2004.

In Fritz's first year as a full-time assistant coach at Sam Houston State in 1991, the Bearkats won the Southland Conference. That league title and eight-win season launched SHSU to the program's second-ever appearance in the NCAA playoffs.

Fritz would leave Huntsville again, this time for an opportunity to be the head coach at Blinn College, where he would turn around a program that had only five wins in its previous three seasons.

From 1993-96, Fritz and the Buccaneers would rack up 39 victories against only five losses with a tie and claim two national junior college championships. He was inducted into the NJCAA Football Hall of Fame for the environment of success he created at Blinn.

One of seven children, Fritz is the son of the late **Harry Fritz**, who coached the Central Missouri football team in 1952 before continuing his career as the Executive Director at the National Association of Intercollegiate Athletics (NAIA) in Kansas City. The elder Fritz also served at several colleges and universities in administration as an athletics director.

Fritz played on two conference title teams and was a four-starter at defensive back for Coach Randleman at Pittsburg State and remained at his alma mater as a student assistant coach for his alma mater in 1982. Early coaching stops included a year at Shawnee Mission Northwest High School (Kansas) in 1983 and Willis High School (Texas) in 1986, with his return to Sam Houston State for graduate school in between those years.

Fritz and his wife **Susan** have three children, **Wesley, Lainie and Brooke**.

PERSONAL

Age: 55 (April 2, 1960)
Hometown: Shawnee Mission, Kansas
Wife: Susan
Children: Wesley, Lainie and Brooke

EDUCATION

Pittsburg State, 1983
Sam Houston State, Masters of Kinesiology, 1986

PLAYING EXPERIENCE

Pittsburg State, Defensive Back, 1978-81
Pittsburg State, Point Guard (Basketball), 1979-81

COACHING EXPERIENCE

1982, Pittsburg State (GA)
1983, Shawnee Mission NW HS (KS) (Asst.)
1984-85, Sam Houston State (GA)
1986, Willis HS (TX) (Asst.)
1987-90, Coffeyville CC (DC)
1991-92, Sam Houston State (DB/ST)
1993-96, Blinn College (HC)
1997-2009, Central Missouri (HC)
2010-13, Sam Houston State (HC)
2014-15, Georgia Southern (HC)
2016-Present, Tulane (HC)

POSTSEASON EXPERIENCE

2015 GoDaddy.com Bowl (Georgia Southern)*
2013 NCAA FCS Playoffs (Sam Houston State)
2012 NCAA FCS Championship game (Sam Houston State)
2011 NCAA FCS Championship game (Sam Houston State)
2002 NCAA Division II Playoffs (Central Missouri)
2001 Mineral Water Bowl (Central Missouri)
1996 NJCAA Championship Game (Blinn College)
1995 NJCAA Championship Game (Blinn College)
1994 Mineral Water Bowl (Blinn College)
1990 NJCAA Championship Game (Coffeyville Community Coll.)
1988 Jayhawk Bowl (Coffeyville Community College)
1987 Jayhawk Bowl (Coffeyville Community College)

AS A COLLEGE HEAD COACH

Year	School	Overall	Conf/Finish	Postseason
1993	Blinn College	6-3-1	3-2-1	
1994	Blinn College	9-2	5-1	L, Mineral Water Bowl
1995	Blinn College	12-0	6-0	W, NJCAA National Championship
1996	Blinn College	12-0	7-0	W, NJCAA National Championship
1997	Central Missouri	5-6	4-5/6th	
1998	Central Missouri	8-3	6-3/T-3rd	
1999	Central Missouri	7-4	5-4/4th	
2000	Central Missouri	7-4	5/4/T-4th	
2001	Central Missouri	10-2	7/2/2nd	W, Mineral Water Bowl
2002	Central Missouri	10-2	8-1/2nd	L, NCAA DII First Round
2003	Central Missouri	9-2	7-2/T-1st	
2004	Central Missouri	7-4	5-4/4th	
2005	Central Missouri	7-3	5-3/5th	
2006	Central Missouri	5-6	3-6/T-6th	
2007	Central Missouri	7-4	6-3/T-3rd	
2008	Central Missouri	7-4	5-4/T-4th	
2009	Central Missouri	8-3	6-3/T-2nd	
2010	Sam Houston State	6-5	4-3/T-3rd	
2011	Sam Houston State	14-1	7-0/1st	L, NCAA DI Championship
2012	Sam Houston State	11-4	6-1/T-1st	L, NCAA D1 Championship
2013	Sam Houston State	9-5	4-3/T-3rd	L, NCAA D1 Second Round
2014	Georgia Southern	9-3	8-0/1st	
2015	Georgia Southern	8-4	6-2/3rd	GoDaddy.com Bowl*
2016	Tulane	3-2	0-1	
TOTAL	24 Years	196-76-1	.720	

*Led Georgia Southern to a berth in the GoDaddy.com bowl but did not coach in the game

Depth Chart vs. Memphis

OFFENSE

WR (H)	86	Darnell Mooney (6-1, 170, Fr.)
	85	Larry Dace III (5-9, 170, RSr.)
WR (Z)	8	Devon Breaux (6-0, 185, RSr.)
	9	Chris Johnson (6-1, 195, Fr.)
WR (X)	5	Terren Encalade (6-0, 195, RSo.)
	7	Devin Glenn (5-7, 155, So.)
TE (Y)	89	Kendall Ardoin (6-5, 245, RSo.)
	22	Marshall Wadleigh (5-11, 205, Sr.)
LT	78	Todd Jacquet (6-6, 315, RSr.)
	50	Tyler Johnson (6-3, 280, Fr.)
LG	75	Chris Taylor (6-3, 325, Sr.)
	71	Jason Stewart (6-5, 360, RJr.)
C	72	John Leglue (6-7, 298, RSo.)
	53	Keyshawn McLeod (6-4, 290, RFr.)
RG	73	Leeward Brown (6-4, 350, RFr.)
	66	Phabion Woodard (6-2, 320, Fr.)
RT	79	Kenneth Santa Marina (6-6, 325, RJr.)
	74	Devon Johnson (6-5, 315, RSo.)
QB	14	Glen Cuiellette (6-0, 215, RSo.)
	1	Johnathan Brantley (6-1, 195, Fr.)
	11	Darius Bradwell (6-1, 220, Fr.)
RB	26	Dontrell Hilliard (6-0, 200, Jr.)
	25	Josh Rounds (6-0, 205, RSr.)
OR	33	Lazedrick Thompson (5-11, 220, RSr.)

SPECIALISTS

PK	42	Andrew DiRocco (6-1, 185, Jr.)
	45	Randy Harvey (6-0, 195, So.)
P	49	Zachary Block (6-5, 190, So.)
	43	Coby Neenan (6-2, 185, Fr.)
DS	60	Geron Eatherly (6-0, 215, Fr.)
	72	John Leglue (6-7, 298, RSo.)
HO	14	Glen Cuiellette (6-0, 215, RSo.)
	49	Zachary Block (6-5, 190, So.)
OR	5	Terren Encalade (6-0, 195, RSo.)
KOR	26	Dontrell Hilliard (6-0, 200, Jr.)
	7	Devin Glenn (5-7, 155, So.)
PR	26	Dontrell Hilliard (6-0, 200, Jr.)
	85	Larry Dace III (5-9, 170, RSr.)
OR	5	Terren Encalade (6-0, 195, RSo.)

DEFENSE

DE	57	Peter Woullard (6-3, 248, RSo.)
	90	Robert Kennedy (6-1, 265, RSo.)
DT	77	Tanzel Smart (6-1, 305, Sr.)
	91	Eldrick Washington (6-2, 280, RSo.)
NT	94	Sean Wilson (6-4, 295, Jr.)
	65	Braynon Edwards (6-2, 350, RSo.)
DE	87	Ade Aruna (6-6, 265, RJr.)
	54	Quinlan Carroll (6-2, 235, RJr.)
MLB	2	Nico Marley (5-8, 200, Sr.)
	56	Rae Juan Marbley (6-0, 240, Jr.)
OR	52	Eric Thomas (5-10, 240, Sr.)
WLB	40	Zachery Harris (6-0, 220, RSo.)
	55	Eric Bowie (6-2, 225, RSo.)
NKL	23	Richard Allen (5-9, 175, Sr.)
	16	P.J. Hall (5-11, 190, Fr.)
CB	17	Parry Nickerson (6-0, 175, RJr.)
	37	Thakarius Keyes (6-1, 185, Fr.)
CB	21	Donnie Lewis, Jr. (6-1, 185, RSo.)
	11	Tre Jackson (5-9, 180, Fr.)
FS	6	Jarrold Franklin (6-0, 205, RJr.)
	4	Will Harper (6-0, 205, Fr.)
SS	38	Roderic Teamer (6-0, 205, So.)
	19	Taris Shenall (6-0, 185, So.)



CAREER STARTS

41	Nico Marley
35	Chris Taylor
29	Tanzel Smart
27	Parry Nickerson
22	Todd Jacquet
19	Jarrold Franklin
17	Devon Breaux
16	Sean Wilson
16	Ade Aruna
15	Eric Thomas
15	Dontrell Hilliard
14	Donnie Lewis, Jr.
13	Terren Encalade
12	Charles Jones II, Kendall Ardoin
11	Sherman Badie
10	Richard Allen
9	Roderic Teamer
7	Junior Diaz
6	Lazedrick Thompson, John Leglue
5	Trey Scott, Larry Dace III, Leeward Brown
3	Taris Shenall, Glenn Cuiellette, Zachery Harris
2	Robert Kennedy, Johnathan Brantley, Kenneth Santa Marina, Darnell Mooney, Peter Woullard
1	Daren Williams, William Townsend, Andrew Hicks, Quinlan Carroll, Braynon Edwards, Eldrick Washington, Rae Juan Marbley

CONSECUTIVE STARTS

32	Chris Taylor
30	Nico Marley
29	Tanzel Smart
26	Parry Nickerson
17	Jarrold Franklin, Todd Jacquet

CAREER GAMES PLAYED

42	Nico Marley
42	Marshall Wadleigh
41	Eric Thomas
41	Tanzel Smart
41	Chris Taylor
40	Josh Rounds
39	Todd Jacquet
39	Devon Breaux
32	Lazedrick Thompson
30	Richard Allen
30	Jarrold Franklin
30	Parry Nickerson
29	Dontrell Hilliard, Andrew DiRocco
28	Rae Juan Marbley, Charles Jones II
27	Trey Scott, Sean Wilson
26	Sherman Badie
25	Jason Stewart, Larry Dace III, Ade Aruna
24	Daren Williams
22	Quinlan Carroll
21	Eldrick Washington
19	William Townsend, Terren Encalade
18	Sergio Medina
17	Luke Jackson, John Leglue, Taris Shenall
16	Tristan Cooper, Kendall Ardoin, Roderic Teamer, Donnie Lewis, Jr., Eric Bowie
15	Junior Diaz, Robert Kennedy
13	Zachary Block
12	Devon Johnson, Zachery Harris, Devin Glenn
11	Andrew Hicks, Stephon Lofton
10	Kenneth Santa Marina
6	Glen Cuiellette, Peter Woullard
5	Leeward Brown, Larry Bryant, Geron Eatherly, Braynon Edwards, Lawrence Graham, P.J. Hall, Will Harper, Chris Johnson, Darnell Mooney
4	Eric Bell, Sean Harper, D.J. Owens, Johnathan Brantley, Chase Napoleon
3	Sam Davis, John Washington
2	Darius Bradwell, Aaron Golub, Keyshawn McLeod, Thakarius Keyes, Tre Jackson, Eric Lewis
1	Jared Bertrand, Reed Green, Randy Harvey, Andrew Zuckerman, Miles Strickland

Yulman Stadium



Yulman Stadium, the crown jewel of the university's athletics complex, opened its doors for the first time in front of a capacity crowd on September 6, 2014 against Georgia Tech. Yulman Stadium marks the beginning of a renaissance of Tulane Athletics, bringing Green Wave football back to campus for the first time in nearly 40 years.

Tulane's new home field advantage came from the generosity of three couples in particular - **Richard Yulman** and his late wife **Janet, Gayle** and **Tom Benson** and **Jill** and **Avie Glazer**.

Richard Yulman, the retired chairman and owner of mattress manufacturing giant Serta International, donated \$15 million toward construction of this \$73 million facility. Yulman Stadium is named in honor of Richard, Janet and the Yulman family.

New Orleans Saints owner Tom Benson and his wife Gayle, a member of the Board of Tulane, donated \$7.5 million to Yulman Stadium. Benson Field, which will host the games of Yulman Stadium, is named in their honor.

Jill and Avie Glazer supported the stadium with a multi-million dollar gift. The Jill H. and Avram A. Glazer Family Club, the premium space in which to experience games at Yulman Stadium, is named in their honor.

Construction of Yulman Stadium began in January 2013. Gould Evans and Associates and Lee Ledbetter & Associates served as the project architects, while Woodward Design + Build LLC was the contractor.

Tulane football has been a part of the fabric of New Orleans since the Green Wave played its first season back in 1893. Generations experienced college football at the old Tulane Stadium from 1926-1974.

It is not hard to find a story about someone's experience at old Tulane Stadium. Boy Scouts selling programs, a record crowd of 86,598 watching the Green Wave defeat LSU in 1973, the annual Sugar Bowl and early Saints football, are all part of the story of Tulane Stadium.

Now in its third year, a new chapter continues to be written in a new home by a new (and old) generation of Green Wave fans.

Inside Yulman Stadium


Construction Began:	January 2013
First Game:	September 6, 2014 Tulane vs. Georgia Tech
Capacity:	30,000
Cost:	\$73 million
Architect:	Gould Evans and Associates and Lee Ledbetter & Associate
Contractor:	Woodward Design + Build LLC
Artificial Turf:	UBU Speed Series 5M
Field Size:	92,660 square feet
Steel:	2,200 tons



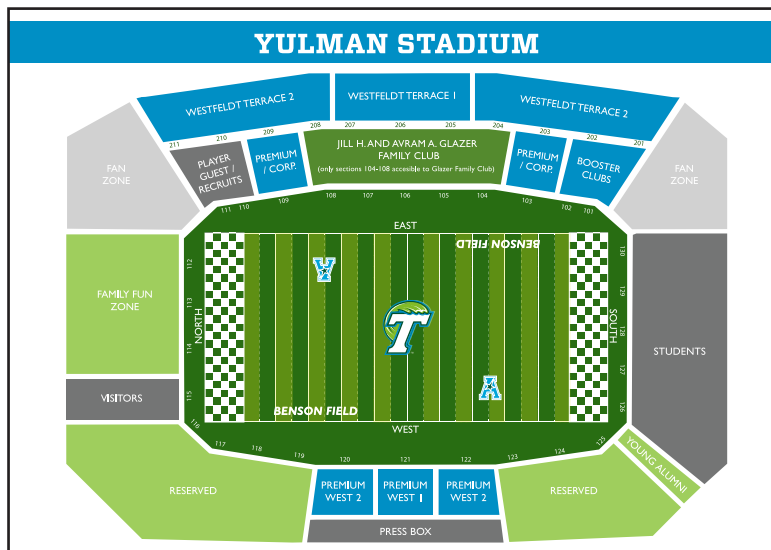
All-Time On Campus Home Record

	Wins	Losses	Ties
1893	1	2	
1894	0	3	
1895	3	0	
1896	2	0	
1898	1	0	
1899	0	3	1
1900	4	0	
1901	4	0	
1902	1	3	2
1903	2	2	1
1904	4	1	
1905	0	1	
1906	0	4	1
1907	3	2	
1908	6	0	
1909	4	2	2
1910	0	3	
1911	4	1	1
1912	5	1	
1913	2	3	
1914	3	1	1
1915	3	1	
1916	3	1	1
1917	3	1	1
1918	4	1	1
1919	3	2	
1920	4	1	
1921	3	4	
1922	4	1	
1923	6	0	
1924	6	1	
1925	5	0	1
1926	2	2	
1927	1	2	1
1928	4	2	1
1929	7	0	
1930	6	0	
1931	8	0	
1932	4	1	1
1933	4	2	
1934*	6	0	1
1935	6	3	
1936	5	1	1
1937	4	1	1
1938	6	1	1
1939*	7	1	1
1940	4	2	
1941	3	3	
1942	3	3	
1943	2	3	
1944	4	0	
1945	2	5	1
1946	3	4	
1947	2	3	2
1948	7	0	
1949	4	1	1
1950	4	2	1
1951	3	4	
1952	4	3	
1953	1	4	1
1954	0	3	3
1955	3	2	
1956	3	3	
1957	0	4	
1958	1	3	
1959	3	2	1
1960	1	2	1
1961	2	3	
1962	0	5	
1963	0	5	1
1964	2	2	
1965	2	3	
1966	3	1	1
1967	2	4	
1968	2	3	
1969	2	3	
1970	4	1	
1971	2	4	
1972	4	1	
1973	7	0	
1974	3	2	
(Tulane played its home games at the Superdome from 1975-2004; 2006-13)			
2014	2	4	
2015	2	4	
2016	2	1	
Total	261	163	34

*Includes Sugar Bowl played at Tulane Stadium



Tulane Stadium was the home to Tulane Football from 1926 until 1974. Built on an old plantation where sugar was first granulated, the original construction cost approximately \$300,000 and was made mostly from brick and concrete. As the site of the annual Sugar Bowl, Tulane Stadium was often informally referred to as "Sugar Bowl Stadium." After its expansion in the 1940's, Tulane Stadium became the largest football stadium in the south.





Green Wave Game Notes

Alphabetical Roster

No	Player	Pos	Ht	Wt	Cl./Exp	Hometown/High School/Previous School
23	Richard Allen	NB	5-9	175	Sr.-3L	Metairie, La./John Curtis Christian
89	Kendall Ardoin	TE	6-5	245	RS-SO.-1L	Ville Platte, La./Ville Platte
87	Ade Aruna	DE	6-6	265	RS-Jr.-2L	Akure, Nigeria/La Lumiere (Ind.) School
3	Sherman Badie	RB	6-0	200	RS-Jr.-2L	Metairie, La./John Curtis Christian
98	Eric Bell	DT	6-2	260	RS-Jr.-SQ	Harvey, La./West St. John
29	Jared Bertrand	RB	5-6	180	So.-WO-SQ	Covington, La./Archbishop Hannan
49	Zachary Block	P/K	6-5	190	So.-1L	Clermont, Fla./East Ridge
55	Eric Bowie	LB	6-2	225	RS-SO.-1L	Monroe, La./Ouachita Parish
11	Darius Bradwell	QB	6-1	220	Fr.-HS	Tallahassee, Fla./Godby
1	Johnathan Brantley	QB	6-1	195	Fr.-HS	Houston, Texas/C.E. King
8	Devon Breaux	WR	6-0	185	RS-Sr.-3L	Donaldsonville, La./Donaldsonville
73	Leeward Brown	OG	6-4	350	RS-Fr.-RS	Miami, Fla./Miramar
36	Larry Bryant	LB	6-1	200	Fr.-HS	Kennesaw, Ga./North Cobb
41	Enrique Carrasquero	P	5-11	180	WO-SO.-SQ	Metairie, La./Rummell
54	Quinlan Carroll	DE	6-2	235	RS-Jr.-2L	Belle Chasse, La./Belle Chasse
30	Tristan Cooper	WR	5-11	185	RS-Jr.-2L	Tampa, Fla./Plant
14	Glen Cuiellette	QB	6-0	215	RS-SO.-SQ	Mandeville, La./Mandeville
85	Larry Dace, III	WR	5-9	170	RS-Sr.-2L	New Orleans, La./St. Augustine
39	Sam Davis	S	5-10	185	WO-SO.-1L	Overland Park, Kan./Blue Valley West
51	Junior Diaz	C	6-2	300	RS-SO.-1L	Miami, Fla./Miami Central
42	Andrew DiRocco	K	6-1	185	Jr.-2L	Fort Lauderdale, Fla./ University School of Nova Southeastern
65	Braynon Edwards	DT	6-1	350	RS-SO.-SQ	Miami, Fla./Gulliver Prep
5	Terren Encalade	WR	6-0	195	RS-SO.-1L	East Pointe a la Hache, La./Belle Chasse
60	Geron Eatherly	DS	6-0	215	Fr.-HS	San Antonio, Texas/Tom C. Clark
34	Rocky Ferony	WR	6-2	170	Fr.-HS	Cedar Park, Texas/Cedar Park
59	Sterling Fitzwater	LB	5-10	205	RS-SO.-HS	Fairmont, W.V./ New Mexico Military Institute
34	Jeremie Francis	CB	5-11	180	RS-Fr.-RS	New Orleans, La./Warren Easton
6	Jarrold Franklin	S	6-0	205	RS-Jr.-2L	Baton Rouge, La./Univ. Laboratory School
7	Devin Glenn	WR	5-7	155	So.-1L	New Orleans, La./Warren Easton
96	Aaron Golub	DS	6-1	200	WO-Jr.-1L	Newton, Mass./Newton South
35	Lawrence Graham	LB	5-10	225	Fr.-HS	Lauderhill, Fla./American Heritage School
82	Reed Green	WR	6-1	185	WO-SO.-SQ	Meridian, Miss./West Lauderdale
16	P.J. Hall	DB	5-11	190	Fr.-HS	Hoover, Ala./Hoover
12	Sean Harper	DB	6-1	200	Fr.-HS	Fayetteville, Ga./Fayette County
4	Will Harper	S	6-0	205	Fr.-HS	Memphis, Tenn./Sandy Creek (Ga.)
40	Zachery Harris	LB	6-0	220	RS-SO.-1L	New Orleans, La./Holy Cross
45	Randy Harvey	K	6-0	195	WO-SO.-1L	Destrehan, La./Destrehan
27	John Helow	CB	5-9	170	Fr.-HS	Jacksonville, Fla./Bishop Kenny
80	Andrew Hicks	WR	6-3	220	So.-1L	Belle Chasse, La./Belle Chasse
26	Dontrell Hilliard	RB	6-0	200	Jr.-2L	Baton Rouge, La./Scotlandville
10	P.J. Hurst	QB	6-2	175	WO-Fr.-QB	Pacific Palisades, Calif./Palisades Charter
44	Luke Jackson	DE	6-3	240	RS-Jr.-1L	LaPlace, La./St. Charles Catholic
11	Tre Jackson	CB	5-9	180	Fr.-HS	Baton Rouge, La./ University Laboratory School
78	Todd Jacquet	OT	6-6	315	RS-Sr.-3L	New Orleans, La./Jesuit
9	Chris Johnson	WR	6-1	195	Fr.-HS	Baton Rouge, La./Scotlandville Magnet
74	Devon Johnson	OT	6-5	315	RS-SO.-1L	Amite, La./Amite
50	Tyler Johnson	OL	6-3	280	Fr.-HS	Stone Mountain, Ga./Stephenson
84	Charles Jones, II	TE	6-4	255	Jr.-2L	New Orleans, La./St. Augustine
90	Robert Kennedy	DE	6-1	265	RS-SO.-1L	Belle Chasse, La./Belle Chasse
37	Thakarius Keyes	DB	6-1	185	Fr.-HS	Laurel, Miss./Laurel
72	John Leglue	OT	6-7	315	RS-SO.-1L	Alexandria, La./Holy Savior Menard Central
21	Donnie Lewis, Jr.	CB	6-1	185	RS-SO.-1L	Baton Rouge, La./Central
24	Eric Lewis	DB	5-11	190	Fr.-HS	LaPlace, La./St. Charles Catholic
32	Stephon Lofton	CB	6-0	185	RS-SO.-1L	New Orleans, La./Miller-McCoy Academy

Numerical Roster

No	Player	Pos	Cl.
1.....	Johnathan Brantley	QB	Fr.
2.....	Nico Marley	LB	Sr.
3.....	Sherman Badie	RB	RJr.
4.....	Will Harper	S	Fr.
5.....	Terren Encalade	WR	RSo.
6.....	Jarrold Franklin	S	RJr.
7.....	Devin Glenn	WR	So.
8.....	Devon Breaux	WR	RSo.
9.....	Chris Johnson	WR	Fr.
10.....	P.J. Hurst	QB	Fr.
11.....	Darius Bradwell	QB	Fr.
11.....	Tre Jackson	CB	Fr.
12.....	Sean Harper	DB	Fr.
13.....	Brian Newman	WR	Jr.
13.....	William Townsend	TE	RJr.
14.....	Glen Cuiellette	QB	RSo.
15.....	Jacob Robertson, Jr.	WR	Fr.
16.....	P.J. Hall	DB	Fr.
17.....	Parry Nickerson	CB	RJr.
19.....	Taris Shenall	NB	So.
20.....	Chase Napoleon	DB	Fr.
21.....	Donnie Lewis, Jr.	CB	RSo.
22.....	Marshall Wadleigh	TE	Sr.
23.....	Richard Allen	NB	Sr.
24.....	Eric Lewis	DB	Fr.
25.....	Josh Rounds	RB	RSo.
26.....	Dontrell Hilliard	RB	Jr.
27.....	John Helow	CB	Fr.
28.....	Deion Rainey	DL	Fr.
29.....	Jared Bertrand	RB	So.
30.....	Tristan Cooper	WR	RJr.
31.....	Miles Strickland	RB	Fr.
32.....	Stephon Lofton	CB	RSo.
33.....	Lazedrick Thompson	RB	RSo.
34.....	Jeremie Francis	CB	RFr.
34.....	Rocky Ferony	WR	Fr.
35.....	Lawrence Graham	LB	Fr.
36.....	Larry Bryant	LB	Fr.
37.....	Thakarius Keyes	DB	Fr.
38.....	Roderic Teamer	S	So.
39.....	Sam Davis	S	So.
40.....	Zachery Harris	LB	RSo.
41.....	Enrique Carrasquero	P	So.
42.....	Andrew DiRocco	K	Jr.
43.....	Coby Neenan	K/P	Fr.
44.....	Luke Jackson	DE	RJr.
45.....	Randy Harvey	K	So.
46.....	Sergio Medina	TE	RJr.
47.....	Andrew Zuckerman	RB	Fr.
48.....	DeAndre Williams	DL	Fr.
49.....	Zachary Block	P/K	So.
50.....	Tyler Johnson	OL	Fr.
51.....	Junior Diaz	C	RSo.
52.....	Eric Thomas	LB	Sr.
53.....	Keyshawn McLeod	C	RFr.
54.....	Quinlan Carroll	DE	RJr.
55.....	Eric Bowie	LB	RSo.
56.....	Rae Juan Marbley	LB	Jr.
57.....	Peter Woullard	DE	RSo.
58.....	Brian Webb	OG	RFr.

Numerical Roster

No	Player	Pos	Cl.
59.....	Sterling Fitzwater	LB.....	RSo.
60.....	Geron Eatherly	DS	Fr.
63.....	Casey Spinelli	LB.....	Sr.
65.....	Braynon Edwards.....	DT	RSo.
66.....	Phabion Woodard	OL	Fr.
71.....	Jason Stewart	OL	RJr.
72.....	John Leglue.....	OT	RSo.
73.....	Leeward Brown	OT	RFr.
74.....	Devon Johnson	OT	RSo.
75.....	Chris Taylor	OG	Sr.
77.....	Tanzel Smart	DT	Sr.
78.....	Todd Jacquet.....	OT	RSr.
79.....	Kenneth Santa Marina ..	OT	RJr.
80.....	Andrew Hicks	WR	So.
81.....	D.J. Owens.....	WR	Fr.
82.....	Reed Green.....	WR	So.
83.....	Trey Scott.....	WR	Jr.
84.....	Charles Jones, II	TE	Jr.
85.....	Larry Dace, III.....	WR	RSr.
86.....	Darnell Mooney	WR	Fr.
87.....	Ade Aruna	DE	RJr.
89.....	Kendall Ardoin.....	TE	RSo.
90.....	Robert Kennedy	DE	RSo.
91.....	Eldrick Washington	DT	RJr.
92.....	Daren Williams	DE	Jr.
93.....	John Washington	OL/TE....	RFr.
94.....	Sean Wilson	DT	Jr.
95.....	Paul Staudinger.....	DT	Jr.
96.....	Aaron Golub.....	DS	Jr.
98.....	Eric Bell	DT	RJr.

Alphabetical Roster

No	Player	Pos	Ht	Wt	Cl./Exp	Hometown/High School/Previous School
56	Rae Juan Marbley	LB	6-0	240	Jr.-2L	Destrehan, La./Destrehan
2	Nico Marley	LB	5-8	200	Sr.-3L	Weston, Fla./Cypress Bay
53	Keyshawn McLeod	C	6-4	290	RS-Fr.-RS	Port Charlotte, Fla./Port Charlotte
46	Sergio Medina	TE	5-11	225	RS-Jr.-2L	Boutte, La./Hahnville
86	Darnell Mooney	WR	6-1	170	Fr.-HS	Gadsden, Ala./Gadsden City
20	Chase Napoleon	DB	5-11	200	Fr.-HS	Grand Prairie, Texas/South Grand Prairie
43	Coby Neenan	K/P	6-2	185	Fr.-HS	Dothan, Ala./Northview
13	Brian Newman	WR	5-9	180	Jr.-SQ	Houston, Texas/St. Pius X
17	Parry Nickerson	CB	6-0	175	RS-Jr.-2L	Algiers, La./West Jefferson
81	D.J. Owens	WR	5-10	195	Fr.-HS	Acworth, Ga./North Paulding
28	Deion Rainey	DL	6-2	270	Fr.-HS	Baton Rouge, La./ Southern University Lab School
15	Jacob Robertson, Jr.	WR	6-0	170	Fr.-HS	College Park, Ga./Woodward Academy
25	Josh Rounds	RB	6-0	205	RS-Sr.-3L	New Orleans, La./McMain
79	Kenneth Santa Marina	OT	6-6	325	RS-Jr.-1L	New Orleans, La./McDonogh 35
83	Trey Scott	WR	6-1	215	Jr.-2L	Powder Springs, Ga./McEachern
19	Taris Shenall	NB	6-0	185	So.-1L	Marrero, La./John Ehret
77	Tanzel Smart	DT	6-1	305	Sr.-3L	Baton Rouge, La./Scotlandville Magnet
63	Casey Spinelli	LB	5-10	192	WO-Sr.-SQ	Covington, La./St. Paul's School
95	Paul Staudinger	DT	6-6	221	WO-Jr.-SQ	Rye, N.Y./Rye
71	Jason Stewart	OG	6-5	360	RS-Jr.-2L	New Orleans, La./Warren Easton
31	Miles Strickland	RB	5-11	175	Fr.-HS	Madison, Ala./Bob Jones
75	Chris Taylor	OG	6-3	325	Sr.-3L	Baton Rouge, La./Zachary
38	Roderic Teamer	S	6-0	205	So.-1L	New Orleans, La./Brother Martin
52	Eric Thomas	LB	5-10	240	Sr.-3L	Meraux, La./John Curtis Christian School
33	Lazedrick Thompson	RB	5-10	220	RS-Sr.-3L	LaPlace, La./St. Charles Catholic
13	William Townsend	TE	6-0	230	RS-Jr.-2L	Miami, Fla./Miami Northland
22	Marshall Wadleigh	TE	5-11	205	WO-Sr.-3L	Pearl River, La./Northshore
91	Eldrick Washington	DT	6-2	280	RS-So.-2L	Harvey, La./Helen Cox
93	John Washington	OL/TE	6-2	290	RS-Fr.-RS	West Monroe, La./West Monroe
58	Brian Webb	OG	6-2	295	RS-Fr.-RS	New Orleans, La./Miller-McCoy Academy
92	Daren Williams	DE	6-3	250	Jr.-2L	Reserve, La./East St. John
48	De'Andre Williams	DL	6-3	270	Fr.-HS	Baton Rouge, La./Scotlandville Magnet
94	Sean Wilson	DT	6-4	295	Jr.-2L	Port Sulphur, La./South Plaquemines
66	Phabion Woodard	OL	6-4	245	Fr.-HS	Indianola, Miss./Gentry
57	Peter Woullard	DE	6-3	248	RS-So.-SQ	New Orleans, La./St. Augustine
47	Andrew Zuckerman	RB	5-8	185	Fr.-HS	Potomac, Md./Winston Churchill

Pronunciation Guide

ADE ARUNAah-DAY uh-ROON-uh
 Kendall **ARDOIN**AR-dwayn
 Sherman **BADIE**BAY-dee
 Eric **BOWIE**BOO-we
 Glen **CUIELLETTE**coo-YET
 Junior **DIAZ**DEE-az
 Andrew **DIROCCO**de-ROK-oh
 Terren **ENCALADE**ON-cuh-lahd
GERON EATHERLY G-AIR-un Eh-THERE-ly
 Aaron **GOLUB**Gah-lub
 John **HELOW**HE-low
DONTRELL HILLIARDdon-TREL HIL-yard
 Todd **JACQUET**JOK-ett

John **LEGLUE** luh-GLU
STEPHON Loftonstef-ON
RAE JUAN Marbleyray-ZHAN
THAKARIUS Keyes THACK-air-e-us
 Sergio **MEDINA**muh-DEEN-uh
 Coby **NEENAN** Knee-None
PARRY Nickerson PER-ee
 Casey **SPINELLI** spin-EL-ee
 Paul **STAUDINGER** STAW-den-jer
LAZEDRICK ThompsonLUH-zed-rik
 Marshall **WADLEIGH**WAD-lee
ELDRICK Washington ELD-rick
 Peter **WOULLARD** WOOL-urd

Offensive Depth Chart Bios

QUARTERBACKS



14 • Glenn Cuiellette
6-0 • 215 • RS-So.

- Played in six career games with three starts.
- Recorded a career best 168 passing yards in the 31-24 win at UMass on Oct. 1, ultimately completing 11-of-20 pass attempts, including his longest touchdown pass of the season in a 36-yarder to Terren Encalade.
- Led the Green Wave to a 41-39 quadruple overtime victory over UL Lafayette on Sept. 24, completing three of his career high four touchdown passes in overtime, totaling a career best 165 yards. Also marked the first four touchdown performance since Jordy Joseph against Tulsa last season.
- Registered his first career start at Wake Forest on Sept. 1, completing 12-of-23 passes for 134 yards, including a 46-yard pass to Josh Rounds.
- Led the squad in rushing attempts (22) at Wake Forest, on Sept. 1, gaining 54 yards on the ground.
- Rushed five times for 20 yards and completed one of two pass attempts for five yards in the 66-21 win over Southern on Sept. 10.
- Played two snaps vs Navy on Sept. 17.

RUSHING	g	att	yards	td	long	avg/c	avg/g
2015	1	0	0	0	0	0.0	0.0
2016	5	47	125	0	25	2.7	25.0
TOTAL	6	47	125	0	25	2.7	20.8

PASSING	g	cmp-att-int	yards	td	long	pct	avg/p	avg/g	effic
2015	1	0-0-0	0	0	0	0.0	0.0	0.0	0.0
2016	5	34-68-2	472	5	46	50.0	6.9	94.4	126.7
TOTAL	6	34-68-2	472	5	46	50.0	6.9	78.7	126.7

TOTAL OFFENSE	g	rush	pass	total	avg/g
2015	1	0	0	0	0.0
2016	5	125	472	597	119.4
TOTAL	6	125	472	597	99.5

QUARTERBACKS



1 • Johnathan Brantley
6-1 • 195 • Fr.

- Played in four career games with two starts.
- Rushed three times for one yard at UMass on Oct. 1.
- Started against UL Lafayette on Sept. 24, completing 3-of-3 passes for 16 yards. Also rushed eight times for seven yards.
- Made his first career start vs Navy (9/17), completing 3-of-12 passes for 21 yards. Brantley also rushed 10 times for 29 yards.
- Rushed the ball for 63 yards on his first play of his collegiate career vs Southern on Sept. 10.
- Finished with the most rushing yards (119 on 11 carries) and best rushing average (10.8) amongst the Green Wave in the 66-21 win over Southern on Sept. 10.

RUSHING	g	att	yards	td	long	avg/c	avg/g
2016	4	32	156	0	63	4.9	39.0
TOTAL	4	32	156	0	63	4.9	39.0

PASSING	g	cmp-att-int	yards	td	long	pct	avg/p	avg/g	effic
2016	4	7-20-0	44	0	12	35.0	2.2	11.0	53.5
TOTAL	4	7-20-0	44	0	12	35.0	2.2	11.0	53.5

TOTAL OFFENSE	g	rush	pass	total	avg/g
2016	4	156	44	200	50.0
TOTAL	4	156	44	200	50.0



11 • Darius Bradwell
6-1 • 220 • Fr.

- Played in two career games.
- Made his Green Wave debut at Wake Forest on Sept. 1, playing in one series in which he rushed four times for six yards.
- Rushed four times vs Southern on Sept. 10, garnering 15 yards on the ground.

RUSHING	g	att	yards	td	long	avg/c	avg/g
2016	2	8	21	0	10	2.6	10.5
TOTAL	2	8	21	0	10	2.6	10.5

TOTAL OFFENSE	g	rush	pass	total	avg/g
2016	2	21	0	21	10.5
TOTAL	2	21	0	21	10.5

RUNNING BACKS



26 • Dontrell Hilliard

6-0 • 200 • Jr. • 2L

- Played in 29 career games with 15 starts.
- Has rushed 283 times for 1,482 yards with 14 touchdowns. Also recorded 57 receptions for 547 yards and two scores, while also returning 18 kickoffs for 278 yards.
- Carried the ball a season high 22 times for 99 yards at UMass

on Oct. 1, including an 11-yard touchdown rush.

- Led the team in carries (16) and yardage (49) vs UL Lafayette on Sept. 24, also reeling in one catch for 12 yards.

- Led the team in carries (16) and rushing yards (97) vs Navy, averaging 6.1 yards per carry on the night. Hilliard also scored for the second straight game, recording a 36-yard touchdown run.

- Recorded his third multi-touchdown game of his career vs Southern on Sept. 10, reaching the endzone a career high three times on his way to earning 103 yards on the ground on 10 attempts (10.3 avg).

- Made the start at Wake Forest on Sept. 1, rushing seven times for 36 yards, as his 5.1 yards per carry was the best Green Wave rushing average on the day.

RUSHING	g	att	yards	td	long	avg/c	avg/g
2014	12	97	452	3	45	4.7	37.7
2015	12	115	646	6	85	5.6	53.8
2016	5	71	384	5	42	5.4	76.8
TOTAL	29	283	1482	14	85	5.2	51.1

TOTAL OFFENSE	g	rush	pass	total	avg/g
2014	12	452	0	452	37.7
2015	12	646	0	646	53.8
2016	5	384	0	384	76.8
TOTAL	29	1482	0	1482	51.1

RECEIVING	g	rec	yards	td	long	rec/g	avg/c	avg/g
2014	12	30	244	1	63	2.5	8.1	20.3
2015	12	23	267	1	66	1.9	11.6	22.2
2016	5	4	36	0	12	0.8	9.0	7.2
TOTAL	29	57	547	2	66	2.0	9.6	18.9

RUNNING BACKS



33 • Lazedrick Thompson

5-11 • 220 • RS-Sr. • 3L

- Played in 32 career games with six starts.
- Has 207 carries for 916 yards with eight touchdowns. Also has three receptions for 41 yards.
- Recorded the best rushing average at UMass on Oct. 1 with his 6.8 yards per carry. Carried eight times for 54 yards, including a

19-yard touchdown run.

- Recorded seven carries for 30 yards vs UL Lafayette on Sept. 24.

- Carried the ball six times for 20 yards vs Navy on Sept. 17.

- Earned the first multi-touchdown game of his career vs Southern on Sept. 10, recording touchdown runs of 11 and nine yards. In all, Thompson rushed four times for 28 yards on the night.

- Had six carries at Wake Forest on Sept. 1, resulting in 21 yards (3.5 avg). Also produced one catch for six yards.

RUSHING	g	att	yards	td	long	avg/c	avg/g
2013	8	22	68	0	16	3.1	8.5
2014	11	109	533	4	48	4.9	48.5
2015	8	45	162	1	15	3.6	20.2
2016	5	31	153	3	19	4.9	30.6
TOTAL	32	207	916	8	48	4.4	28.6

RECEIVING	g	rec	yards	td	long	rec/g	avg/c	avg/g
2013	8	1	31	0	31	0.1	31.0	3.9
2014	11	1	4	0	4	0.1	4.0	0.4
2015	8	0	0	0	0	0.0	0.0	0.0
2016	5	1	6	0	6	0.2	6.0	1.2
TOTAL	32	3	41	0	31	0.1	13.7	1.3



25 • Josh Rounds

6-0 • 205 • RS-Sr. • 3L

- Played in 40 career games.
- Rushed 150 times for 676 yards for five touchdowns to go along with his 36 receptions for 249 yards. Also recorded 29 kickoff returns for 516 yards.
- Carried the ball a season high 16 times for 77 yards at UMass

on Oct. 1, including a 10-yard touchdown run.

- Averaged a team best 4.5 yards per carry vs UL Lafayette on Sept. 24, finishing with 10 carries for 45 yards.

- Scored for the second straight week, recording a 2-yard touchdown run in the second quarter vs Navy. Rounds capped an eight-play 75-yard drive in which he carried the ball five times for 52 yards. Overall, Rounds rushed 11 times for 75 yards.

- Recorded the first multi-touchdown game of his career with two vs Southern on Sept. 10. Also tied for the most rushing attempts (11) on his way to garnering 66 yards.

- At Wake Forest on Sept. 1, Rounds' lone reception was the biggest gain of the game, catching a 46-yard pass from Cuillette. Rounds also rushed one time for three yards.

RUSHING	g	att	yards	td	long	avg/c	avg/g
2012	10	17	40	0	7	2.4	4.0
2013	13	49	163	0	20	3.3	12.5
2015	12	35	207	1	46	5.9	17.2
2016	5	49	266	4	44	5.4	53.2
TOTAL	40	150	676	5	46	4.5	16.9

RECEIVING	g	rec	yards	td	long	rec/g	avg/c	avg/g
2012	10	14	78	0	21	1.4	5.6	7.8
2013	13	12	65	0	10	0.9	5.4	5.0
2015	12	8	61	0	16	0.7	7.6	5.1
2016	5	2	45	0	46	0.4	22.5	9.0
TOTAL	40	36	249	0	46	0.9	6.9	6.2

TIGHT ENDS



89 • Kendall Ardoin

6-5 • 245 • RS-So. • 1L

- Played in 16 career games with 12 starts.
- Earned his fourth straight start at UMass on Oct. 1
- Caught the two-point conversion that ultimately sealed the four-overtime, 41-39 win, vs UL Lafayette on Sept. 24.

• Reeled in one catch for seven yards vs Southern on Sept. 10.

RECEIVING	g	rec	yards	td	long	rec/g	avg/c	avg/g
2013	12	6	52	2	15	0.5	8.7	4.3
2014	4	1	7	0	7	0.2	7.0	1.8
TOTAL	16	7	59	2	15	0.4	8.4	3.7



22 • Marshall Wadleigh

5-11 • 205 • Sr. • 3L

- Played in 42 career games.
- Rushed twice for 26 yards (13.0 avg) while returning two kickoffs for 12 yards (6.0 avg).
- Also owns 15 tackles (14 solo, 1 assist).

RUSHING	g	att	yards	td	long	avg/c	avg/g
2013	13	0	0	0	0	0.0	0.0
2014	12	0	0	0	0	0.0	0.0
2015	12	2	26	0	24	13.0	2.2
2016	5	0	0	0	0	0.0	0.0
TOTAL	42	2	26	0	24	13.0	0.6

WIDE RECEIVERS



85 • Larry Dace III

5-9 • 170 • RS-Sr. • 2L

- Played in 25 career games with five starts.
- Has totaled 15 receptions for 163 yards and one touchdown.
- Played in the first four games this season, including starts in the first three.

• Co-led the team with four receptions at Wake Forest (9/1), resulting in 38 yards.

RECEIVING	g	rec	yards	td	long	rec/g	avg/c	avg/g
2013	1	0	0	0	0	0.0	0.0	0.0
2014	8	0	0	0	0	0.0	0.0	0.0
2015	12	11	125	1	27	0.9	11.4	10.4
2016	4	4	38	0	18	1.0	9.5	9.5
TOTAL	25	15	163	1	27	0.6	10.9	6.5



7 • Devin Glenn

5-7 • 155 • So. • 1L

- Played in 12 career games, totaling 24 yards on five rushing attempts. Also has caught two passes for five yards, and returned 15 kickoffs for 287 yards (19.1 avg).
- Returned two kickoffs for 43 total yards at UMass on Oct. 1,

including a long of 31 yards.

• Returned one kickoff for 10 yards vs UL Lafayette on Sept. 24.

• Returned two kickoffs vs Navy on Sept. 17, one for 21 yards and one for 16 yards.

RUSHING	g	att	yards	td	long	avg/c	avg/g
2015	7	4	18	0	14	4.5	2.6
2016	5	1	6	0	6	6.0	1.2
TOTAL	12	5	24	0	14	4.8	2.0

RECEIVING	g	rec	yards	td	long	rec/g	avg/c	avg/g
2015	7	2	5	0	5	0.3	2.5	0.7
2016	5	0	0	0	0	0.0	0.0	0.0
TOTAL	12	2	5	0	5	0.2	2.5	0.4

WIDE RECEIVERS



8 • Devon Breaux

6-0 • 185 • RS-Sr. • 3L

- Played in 39 career games with 17 starts.
- Owns 41 catches for 625 yards and five touchdowns. Also has seven kickoff returns for 153 yards.
- Became the first Tulane male track and field student-athlete

to qualify for the NCAA National Championships in the post-Katrina era and also captured the 2015 American Athletic Conference Championship in the Long Jump (7.45 meters).

- Earned one catch for 16 yards vs UL Lafayette on Sept. 24.
- Caught one pass for five yards vs Navy on Sept. 17.
- Reeled in one catch for 17 yards on a 4th-and-10 play at Wake Forest on Sept. 1.

RECEIVING	g	rec	yards	td	long	rec/g	avg/c	avg/g
2013	11	6	101	2	42	0.5	16.8	9.2
2014	12	7	55	0	16	0.6	7.9	4.6
2015	11	25	431	3	76	2.3	17.2	39.2
2016	5	3	38	0	17	0.6	12.7	7.6
TOTAL	39	41	625	5	76	1.1	15.2	16.0



9 • Chris Johnson

6-1 • 195 • Fr.

- Played in five career games.
- Recorded his first collegiate catch at UMass on Oct. 1, reeling in an 18-yard pass.

RECEIVING	g	rec	yards	td	long	rec/g	avg/c	avg/g
2016	5	1	18	0	18	0.2	18.0	3.6
TOTAL	5	1	18	0	18	0.2	18.0	3.6

WIDE RECEIVERS



5 • Terren Encalade

6-0 • 195 • RS-So. • 1L

- Played in 19 career games with 13 starts.
- Has hauled in 43 receptions for 530 yards and rushed for 23 yards on two attempts.
- With 103 receiving yards vs ULL on Sept. 24 and 125 yards

at UMass on Oct. 1, Encalade became the first Tulane receiver since Ryan Grant in 2012 to net back-to-back 100+ yard receiving games.

- Set a new career high with 125 receiving yards at UMass on Oct. 1, where he also tied his career high of seven receptions. Also recorded a 36-yard touchdown reception, marking the longest touchdown catch of his career.
- Recorded a career best seven receptions for 103 yards with a career high three touchdowns - with two coming in overtime - in the 41-39 quadruple overtime win vs UL Lafayette on Sept. 24.
- Encalade's three touchdown receptions vs UL Lafayette on Sept. 24 marked the first time since Roydell Williams caught three TD's against UAB on Oct. 23, 2004.
- Recorded his first career rush attempts vs Navy on Sept. 17, notching two carries for 23 yards.
- Had one of two total Tulane receptions (five yards) in 66-21 win over Southern on Sept. 10.
- Tied Dace for the most receptions in the opener at Wake Forest on Sept 1 with four, equating to 19 total yards.

RUSHING	g	att	yards	td	long	avg/c	avg/g
2014	12	0	0	0	0	0.0	0.0
2015	2	0	0	0	0	0.0	0.0
2016	5	2	23	0	13	11.5	4.6
TOTAL	19	2	23	0	13	11.5	1.2

RECEIVING	g	rec	yards	td	long	rec/g	avg/c	avg/g
2014	12	20	235	0	35	1.7	11.8	19.6
2015	2	4	43	0	20	2.0	10.8	21.5
2016	5	19	252	4	38	3.8	13.3	50.4
TOTAL	19	43	530	4	38	2.3	12.3	27.9



86 • Darnell Mooney

6-1 • 170 • Fr.

- Played in five career games with two starts.
- Tied his career high three receptions at UMass on Oct. 1, garnering 25 total yards. Marked the second straight week with three catches.

- Had a breakout game in the 41-39, four-overtime victory over UL Lafayette on Sept. 24, recording his first three collegiate receptions and first career touchdown, which came in the second overtime via a 25-yard pass from Glen Cuiellette.
- Also recorded his first career rush attempt, carrying the ball four yards vs UL Lafayette.

RUSHING	g	att	yards	td	long	avg/c	avg/g
2016	5	1	4	0	4	4.0	0.8
TOTAL	5	1	4	0	4	4.0	0.8

RECEIVING	g	rec	yards	td	long	rec/g	avg/c	avg/g
2016	5	6	76	1	25	1.2	12.7	15.2
TOTAL	5	6	76	1	25	1.2	12.7	15.2

LEFT TACKLES



78 • Todd Jacquet

6-6 • 315 • RS-Sr. • 3L

- Played in 39 career games with 22 starts.
- Started in all five games this season, extending his starting streak to 17 games.
- Made the start at right guard vs Navy on Sept. 17.



50 • Tyler Johnson

6-3 • 280 • Fr.

- Has not played in 2016.

LEFT GUARD




75 • Chris Taylor

6-3 • 325 • Sr. • 3L

- Has played in 41 career games with 35 starts.
- Started in all five games this season, extending his starting streak to 32 straight games, which marks the longest on the

team.

- Started at left tackle vs Navy on Sept. 17.



71 • Jason Stewart

6-5 • 360 • RS-Jr. • 2L

- Played in 25 career games.
- Made his 2016 debut in 66-21 win over Southern on Sept. 10.

CENTERS



72 • John Leglue

6-7 • 315 • RS-So. • 1L

- Played in 17 career games with six starts, including 14 games with four starts at right tackle.
- Started at center vs UL Lafayette on Sept. 24 & UMass on Oct. 1.



53 • Keyshawn McLeod

6-4 • 290 • RS-Fr.

- Played in two career games.
- Made his 2016 debut in 66-21 win over Southern on Sept. 10
- Also vs Navy on Sept. 17.

RIGHT GUARD



73 • Leeward Brown

6-4 • 350 • RS-Fr.

- Played in five career games with five starts, all this season.
- Started at left guard vs Navy on Sept. 17.



66 • Phabion Woodard

6-4 • 245 • Fr.

- Has not played in 2016.

RIGHT TACKLES



79 • Kenneth Santa Marina
6-6 • 325 • RS-Jr. • 1L

- Played in 10 career games with two starts, including eight games at right guard and two at right tackle.
- Made his first career start at right tackle vs UL Lafayette on Sept. 24. Then started at right tackle for the second straight week at UMass on Oct. 1.

- Made appearances at Wake Forest on Sept. 1 and vs Southern on Sept. 10.




74 • Devon Johnson
6-5 • 315 • RS-So. • 1L

- Played in 12 career games.
- Made his 2016 debut in 66-21 win over Southern on Sept. 10.

Defensive Depth Chart Bios

DEFENSIVE ENDS



90 • Robert Kennedy
6-1 • 265 • RS-So. • 1L

- Played in 15 career games with two starts.
- Made his first collegiate start at Wake Forest on Sept. 1. Also started vs Southern on Sept. 10.
- Recorded three tackles at Wake Forest on Sept. 1 (2 solo), including an assisted tackle for loss.

TACKLES	g	ua	a	total	tfl	pd	ff	fr	blk
2015	12	4	2	6	1.0-6	0	0	0	0
2016	3	2	1	3	0.5-1	0	0	0	0
TOTAL	15	6	3	9	1.5-7	0	0	0	0

SACKS	g	ua	a	total	yards
2015	12	1	0	1.0	6
2016	3	0	0	0.0	0
TOTAL	15	1	0	1.0	6

DEFENSIVE ENDS



92 • Daren Williams
6-3 • 250 • Jr. • 2L

- Has played in 24 career games with one start.
- Boasts 33 career tackles to his name, including three tackles for loss for 19 yards.
- Notched a season best four tackles in the win over UL Lafayette on Sept. 24.

- Recorded one tackle for a loss of two yards vs Southern on Sept. 10.

TACKLES	g	ua	a	total	tfl	pd	ff	fr	blk
2014	9	4	6	10	0.0-0	0	0	0	0
2015	11	6	12	18	2.0-17	0	0	0	0
2016	4	4	1	5	1.0-2	0	0	0	0
TOTAL	24	14	19	33	3.0-19	0	0	0	0

SACKS	g	ua	a	total	yards
2014	9	0	0	0.0	0
2015	11	0	2	1.0	15
2016	4	0	0	0.0	0
TOTAL	24	0	2	1.0	15



57 • Peter Woullard
6-4 • 245 • RS-So.

- Played in six career games with two starts.
- Earned three tackles and one pass break up in his second straight start at UMass on Oct. 1.
- Made his first collegiate start vs UL Lafayette on Sept. 24, when he recorded his second straight game with a sack and a forced fumble, in which he returned for 34 yards.

- Earned his first collegiate sack and forced fumble vs Navy on Sept. 17.

TACKLES	g	ua	a	total	tfl	pd	ff	fr	blk
2015	1	0	0	0	0.0-0	0	0	0	0
2016	5	5	6	11	2.0-10	1	0	2	0
TOTAL	6	5	6	11	2.0-10	1	0	2	0

SACKS	g	ua	a	total	yards
2015	1	0	0	0.0	0
2016	5	2	0	2.0	10
TOTAL	6	2	0	2.0	10

DEFENSIVE ENDS



87 • Ade Aruna

6-6 • 265 • RS-Jr. • 2L

- Played in 25 career games with 16 starts.
- Recorded 54 career tackles, 8.0 tackles for loss, 5.0 sacks, three forced fumbles and one fumble recovery.
- Started in all five games this season.
- Tallied one tackle at UMass on Oct. 1, brining his season total to 15.
- Recorded a season high five tackles vs UL Lafayette on Sept. 24.
- Tallied his first career fumble recovery vs Navy on Sept. 17, along with gathering three tackles, including one tackle for a loss of two yards.
- Earned his fifth career sack vs Southern on Sept. 10, resulting in his third career forced fumble, which led to a Tulane touchdown on ensuing drive.
- Collected four tackles at Wake Forest on Sept. 1.

TACKLES	g	ua	a	total	tfl	pd	ff	fr	blk
2014	8	6	1	7	1.0-4	0	1	0	0
2015	12	24	8	32	5.0-27	2	1	0	0
2016	5	7	8	15	2.0-12	0	1	1	0
TOTAL	25	37	17	54	8.0-43	2	3	1	0

SACKS	g	ua	a	total	yards
2014	8	1	0	1.0	4
2015	12	3	0	3.0	20
2016	5	1	0	1.0	10
TOTAL	25	5	0	5.0	34



54 • Quinlan Carroll

6-2 • 235 • RS-Jr. • 2L

- Played in 22 career games with one start.
- Played in all five games this season.
- Finished with a career high six tackles vs UL Lafayette on Sept. 24, also achieving his first career sack and multi-sack

performance.

Finished with three tackles for a loss of 15 yards.

- Registered one tackle for a loss of two yards vs Navy on Sept. 17.
- Earned two more tackles vs Southern on Sept. 10, including one for a loss of one yard.
- Recorded two tackles at Wake Forest on Sept. 1.

TACKLES	g	ua	a	total	tfl	pd	ff	fr	blk
2014	9	0	2	2	0.0-0	0	0	0	0
2015	8	1	0	1	0.0-0	0	0	0	0
2016	5	8	3	11	5.0-18	0	0	0	0
TOTAL	22	9	5	14	5.0-18	0	0	0	0

SACKS	g	ua	a	total	yards
2014	9	0	0	0.0	0
2015	8	0	0	0.0	0
2016	5	2	0	2.0	14
TOTAL	22	2	0	2.0	14



44 • Luke Jackson

6-3 • 240 • RS-Jr. • 1L

- Played in 17 career games, including appearances in all five games this season.
- Earned a tackle for the second straight week at UMass on Oct. 1.

TACKLES	g	ua	a	total	tfl	pd	ff	fr	blk
2015	12	2	1	3	1.0-3	0	0	0	0
2016	5	3	0	3	0.0-0	0	0	0	0
TOTAL	17	5	1	6	1.0-3	0	0	0	0

DEFENSIVE TACKLES



77 • Taniel Smart

6-1 • 305 • Sr. • 3L


- Played in 41 career games with 29 starts.
- Recorded 148 career tackles with 28 tackles for loss, seven career sacks, three forced fumbles and two fumble recoveries.
- Recorded a sack and forced fumble in the third quarter at

UMass on Oct. 1, which led to a Tulane touchdown just two plays later. Finished with four tackles in the 31-24 victory.

- Earned a career high 10 tackles vs UL Lafayette on Sept. 24, including his sixth career sack (second of the season).
- Collected six tackles vs Navy on Sept. 17.
- Garnered his second career fumble recovery vs Southern on Sept. 10 which resulted in a touchdown drive in the ensuing offensive series.
- Earned the lone sack (loss of three yards) for the Wave at Wake Forest on Sept. 1, on his way to garnering four tackles, including two for a loss of six yards.

TACKLES	g	ua	a	total	tfl	pd	ff	fr	blk
2013	12	7	7	14	0.5-0	1	0	0	0
2014	12	21	26	47	6.5-32	1	1	0	0
2015	12	42	20	62	15.0-46	0	1	1	0
2016	5	13	12	25	6.0-20	0	1	1	0
TOTAL	41	83	65	148	28.0-98	2	3	2	0

SACKS	g	ua	a	total	yards
2013	12	0	0	0.0	0
2014	12	2	0	2.0	18
2015	12	2	0	2.0	13
2016	5	3	0	3.0	10
TOTAL	41	7	0	7.0	41



91 • Eldrick Washington

6-2 • 280 • RS-Jr. • 2L

- Played in 21 career games with one start.
- Made appearances in all five games this season, including his first career start vs Navy on Sept. 17.
- Earned his first sack of the season at UMass on Oct. 1, forcing

a loss of seven yards.

- Earned a season high four tackles vs UL Lafayette on Sept. 24.
- Recorded three tackles vs Southern on Sept. 10, including one tackle for a loss of three yards.

TACKLES	g	ua	a	total	tfl	pd	ff	fr	blk
2013	1	0	2	2	0.5-1	0	0	0	0
2014	9	2	0	2	1.0-10	0	0	0	0
2015	6	6	2	8	1.0-5	1	0	0	0
2016	5	5	3	8	2.0-10	0	0	0	0
TOTAL	21	13	7	20	4.5-26	1	0	0	0

SACKS	g	ua	a	total	yards
2013	1	0	0	0.0	0
2014	9	1	0	1.0	10
2015	6	1	0	1.0	5
2016	5	1	0	1.0	7
TOTAL	21	3	0	3.0	22

NOSE TACKLES



94 • Sean Wilson

6-4 • 295 • Jr. • 2L

- Played in 27 career games with 16 starts.
- Owns 68 career tackles to his name, including four sacks.
- Played in all five games this season, with one start vs Navy on Sept. 17.
- Picked up three tackles at UMass on Oct. 1, including one for a loss of four yards.
- Earned a season best five tackles vs UL Lafayette, including his first sack of the season.
- Collected two tackles at Wake Forest.

TACKLES	g	ua	a	total	tfl	pd	ff	fr	blk
2014	12	16	13	29	2.5-6	1	0	0	0
2015	10	21	8	29	6.0-17	1	0	0	0
2016	5	4	6	10	2.0-8	0	0	0	0
TOTAL	27	41	27	68	10.5-31	2	0	0	0

SACKS	g	ua	a	total	yards
2014	12	1	0	1.0	2
2015	10	2	0	2.0	13
2016	5	1	0	1.0	4
TOTAL	27	4	0	4.0	19



65 • Braynon Edwards

6-1 • 350 • RS-So.

- Played in five career games with one start.
- Made appearances in all five games this season, including his first career start vs Navy on Sept. 17.
- Has yet to record a statistic this season.

MIDDLE LINEBACKERS



2 • Nico Marley

5-8 • 200 • Sr. • 3L

- Played in 42 career games with 41 starts.
- Boasts 269 career tackles (169 solo, 100 assists), including 42.5 tackles for loss, 6.5 sacks, four interceptions, five pass break-ups, four forced fumbles and four fumble recoveries.
- Tallied four tackles at UMass on Oct. 1.
- Led the team with double-digit tackles (11) for the second straight week vs ULL (9/24), including his third sack of the season and first forced fumble on the year. Marked his eighth career game with double-digit tackles.
- Led the team with 14 tackles vs Navy on Sept. 17, marking his seventh career game with 10+ tackles. Also recorded a career best two sacks for a total loss of 13 yards.
- Reeled in a first quarter interception vs Southern on Sept. 10, marking the fourth of his career. Marley has now snagged an interception in all four seasons.
- Ranked third on the team in tackles at Wake Forest on Sept. 1, collecting five, including one tackle for a loss of two yards.

TACKLES	g	ua	a	total	tfl	pd	ff	fr	blk
2013	13	37	30	67	10.0-43	3	1	2	0
2014	12	46	36	82	13.5-43	4	1	2	0
2015	12	62	20	82	13.0-47	1	1	0	0
2016	5	24	14	38	6.0-30	1	1	0	0
TOTAL	42	169	100	269	42.5-163	9	4	4	0

SACKS	g	ua	a	total	yards
2013	13	2	0	2.0	19
2014	12	0	1	0.5	2
2015	12	1	0	1.0	12
2016	5	3	0	3.0	23
TOTAL	42	6	1	6.5	56

INTERCEPTIONS	g	no.	yards	td	long	avg/r	avg/g
2013	13	1	30	0	30	30.0	2.3
2014	12	1	3	0	3	3.0	0.2
2015	12	1	7	0	7	7.0	0.6
2016	5	1	0	0	0	0.0	0.0
TOTAL	42	4	40	0	30	10.0	1.0



56 • Rae Juan Marbley

6-0 • 240 • Jr. • 2L

- Has played in 28 career games with one start.
- Totaled 60 career tackles along with one interception.
- Earned four tackles for the second straight week vs UL Lafayette on Sept. 24.
- Added four tackles to his season resume vs Navy on Sept. 17.
- Led the Wave with five solo tackles vs Southern on Sept. 10.
- Earned two tackles at Wake Forest on Sept. 1.

TACKLES	g	ua	a	total	tfl	pd	ff	fr	blk
2014	12	6	5	11	0.0-0	0	0	0	0
2015	12	29	5	34	0.0-0	1	0	0	0
2016	4	11	4	15	0.0-0	0	0	0	0
TOTAL	28	46	14	60	0.0-0	1	0	0	0

INTERCEPTIONS	g	no.	yards	td	long	avg/r	avg/g
2014	12	0	0	0	0	0.0	0.0
2015	12	1	31	0	31	31.0	2.6
2016	4	0	0	0	0	0.0	0.0
TOTAL	28	1	31	0	31	31.0	1.1

MIDDLE LINEBACKERS



52 • Eric Thomas

5-10 • 240 • Sr. • 3L

- Played in 41 career games with 15 starts.
- Boasts 114 career tackles, 2.0 sacks, 14.0 tackles for loss and two forced fumbles.
- Logged one tackle at UMass on Oct. 1.

- Recorded four total tackles (three solo) vs Southern on Sept. 10
- Season total of 10 tackles leads the Green Wave.
- Started at Wake Forest on Sept. 1, ranking second in total tackles with six.

TACKLES	g	ua	a	total	tfl	pd	ff	fr
2013	13	3	3	6	0.5-1	0	0	0
2014	12	19	11	30	6.0-27	2	1	0
2015	11	49	18	67	7.5-36	1	1	0
2016	5	6	5	11	0.0-0	0	0	0
TOTAL	41	77	37	114	14.0-64	3	2	0

SACKS	g	ua	a	total	yards
2013	13	0	0	0.0	0
2014	12	1	0	1.0	7
2015	11	1	0	1.0	7
2016	5	0	0	0.0	0
TOTAL	41	2	0	2.0	14

WEAKSIDE LINEBACKERS



40 • Zachery Harris

6-0 • 220 • So. • 1L

- Played in 12 career games with three starts.
- Recorded 35 career tackles.
- Led the team with a career high eight tackles at UMass on Oct. 1, which also marked his third straight start.

- Collected five tackles vs UL Lafayette on Sept. 24.
- Picked up his first career start vs Southern on Sept. 10, where he earned four tackles.

TACKLES	g	ua	a	total	tfl	pd	ff	fr	blk
2014	5	5	1	6	1.5-10	0	0	0	0
2015	3	8	4	12	0.0-0	0	0	0	0
2016	4	11	6	17	0.0-0	0	0	0	0
TOTAL	12	24	11	35	1.5-10	0	0	0	0



55 • Eric Bowie

6-2 • 225 • RS-So. • 1L

- Played in 16 career games
- Collected 28 career tackles.
- Earned two tackles at UMass on Oct. 1.
- Recorded a season best four tackles vs UL Lafayette on Sept. 24.

- Collected three solo tackles in the 66-21 win over Southern on Sept. 10.
- Earned one tackle at Wake Forest on Sept. 1.

TACKLES	g	ua	a	total	tfl	pd	ff	fr	blk
2015	11	12	6	18	0.0-0	1	0	0	0
2016	5	10	0	10	0.0-0	0	0	0	0
TOTAL	16	22	6	28	0.0-0	1	0	0	0

NICKLEBACKS



23 • Richard Allen
5-9 • 175 • Sr. • 3L

- Played in 30 career games with 10 starts.
- Notched a season high six tackles along with his second forced fumble of the season at UMass on Oct. 1.
- Recorded two tackles along with his first fumble recovery of the season in the win vs UL Lafayette on Sept. 24.
- Collected two tackles vs Navy on Sept. 17.
- Earned his first career forced fumble vs Southern on Sept. 10, saving a touchdown as he stripped Willie Quinn on the two-yard line as the ball rolled into the end zone resulting in a touchback.
- Recorded five total tackles at Wake Forest on Sept. 1.

TACKLES	g	ua	a	total	tfl	pd	ff	fr	blk
2013	13	7	2	9	0.0-0	0	0	0	0
2014	7	3	2	5	0.0-0	0	0	0	0
2015	5	16	2	18	0.0-0	4	0	1	0
2016	5	13	5	18	0.0-0	0	2	1	0
TOTAL	30	39	11	50	0.0-0	4	2	2	0



16 • P.J. Hall
5-11 • 190 • Fr.

- Played in five career games.
- Played in all five games this season but has yet to record a statistic.

CORNERBACKS



17 • Parry Nickerson
6-0 • 175 • RS-Jr. • 2L

- Played in 30 career games with 27 starts.
- Logged 114 total tackles (91 solo, 23 assists), 6.0 tackles for loss, two forced fumbles, two fumble recoveries - including one for a touchdown - one blocked field goal, 19 pass breakups and eight interceptions - including one returned for a touchdown.
- Logged two tackles and one pass breakup at UMass on Oct. 1.
- Earned his second interception of the season vs UL Lafayette on Sept. 24, returning it 37 yards to set up a Tulane field goal. Also netted three tackles.
- Netted three tackles and one pass breakup vs Navy on Sept. 17.
- Recorded his seventh career interception vs Southern on Sept. 10, returning it 96 yards for the touchdown - which marked a career first.
- Set a career high of three pass break-ups at Wake Forest on Sept. 1.

INTERCEPTIONS	g	no.	yards	td	long	avg/r	avg/g
2013	1	0	0	0	0	0.0	0.0
2014	12	6	24	0	12	4.0	2.0
2015	12	0	0	0	0	0.0	0.0
2016	5	2	133	1	96	66.5	26.6
TOTAL	30	8	157	1	96	19.6	5.2

TACKLES	g	ua	a	total	tfl	pd	ff	fr	blk
2013	1	5	2	7	0.0-0	0	1	0	0
2014	12	40	11	51	2.5-4	12	0	1	0
2015	12	41	5	46	3.5-4	8	1	1	1
2016	5	5	5	10	0.0-0	8	0	0	0
TOTAL	30	91	23	114	6.0-8	28	2	2	1



37 • Thakarius Keyes
6-1 • 185 • Fr.

- Played in two career games.
- Made his Green Wave debut in 66-21 win over Southern on Sept. 10, recording his first career tackle.

TACKLES	g	ua	a	total	tfl	pd	ff	fr	blk
2016	2	0	1	1	0.0-0	0	0	0	0
TOTAL	2	0	1	1	0.0-0	0	0	0	0

CORNERBACKS



21 • Donnie Lewis, Jr.
6-1 • 185 • RS-So. • 1L

- Played in 16 career games with 14 starts.
- Boasts 52 career tackles.
- Tallied four tackles and one pass break up at UMass on Oct. 1.
- Achieved a career high eight tackles vs UL Lafayette on Sept. 24, also picking up his first career interception in which he

returned 12 yards. Also tied his career high of 2 PBU's for the second straight week.

- Collected five tackles vs Navy on Sept. 17. Also tied his career best of two pass breakups.
- Earned two tackles again vs Southern on Sept. 10.
- Netted two total tackles at Wake Forest on Sept. 1, including a 0.5 tackle for a loss of one yard.

INTERCEPTIONS	g	no.	yards	td	long	avg/r	avg/g
2015	11	0	0	0	0	0.0	0.0
2016	5	1	12	0	12	12.0	2.4
TOTAL	16	1	12	0	12	12.0	0.8

TACKLES	g	ua	a	total	tfl	pd	ff	fr	blk
2015	11	26	4	30	0.0-0	3	0	0	0
2016	5	18	4	22	0.5-1	6	0	0	0
TOTAL	16	44	8	52	0.5-1	9	0	0	0



11 • Tre Jackson
5-9 • 180 • Fr.

- Played in two career games.
- Made his Green Wave debut at UMass on Oct. 1.

FREE SAFETIES



6 • Jarrod Franklin
6-0 • 205 • RS-Jr. • 2L

- Played in 30 career games with 19 starts.
- Has 127 career tackles (83 solo, 44 assists), including 2.5 sacks, 6.5 tackles for loss, two fumble recoveries, two forced fumbles, three pass break-ups and two interceptions.
- Garnered two take-aways at UMass on Oct. 1, earning both his first interception and fumble recovery of the season, to go along with his five tackles.
- Added seven tackles to his name vs UL Lafayette on Sept. 24.
- Tallied his first forced fumble of the season, second in his career, vs Navy on Sept. 17, along with logging the second most tackles on the team with nine, which was one short of his career best.
- Recorded his first career punt block vs Southern on Sept. 10, resulting in a three-play touchdown drive on the ensuing series. Also added one tackle to his season total.
- Led the team in tackles with seven at Wake Forest on Sept. 1.

INTERCEPTIONS	g	no.	yards	td	long	avg/r	avg/g
2013	13	1	0	0	0	0.0	0.0
2015	12	0	0	0	0	0.0	0.0
2016	5	1	0	0	0	0.0	0.0
TOTAL	30	2	0	0	0	0.0	0.0

TACKLES	g	ua	a	total	tfl	pd	ff	fr	blk
2013	13	15	9	24	1.5-8	1	1	0	0
2015	12	55	19	74	5.0-28	3	0	1	0
2016	5	13	16	29	0.0-0	1	1	1	1
TOTAL	30	83	44	127	6.5-36	5	2	2	1

SACKS	g	ua	a	total	yards
2013	13	1	0	1.0	7
2015	12	1	1	1.5	18
2016	5	0	0	0.0	0
TOTAL	30	2	1	2.5	25



4 • Will Harper
6-0 • 205 • Fr.

- Played in five career games.
- Has a total of 10 tackles to his credit.
- Logged one tackle at UMass on Oct. 1.
- Added three tackles to his season resume vs UL Lafayette on Sept. 24.
- Collected a season high four tackles vs Southern on Sept. 10.
- Made his Green Wave debut at Wake Forest on Sept. 1, recording two tackles (1 solo).

TACKLES	g	ua	a	total	tfl	pd	ff	fr	blk
2016	5	6	4	10	0.0-0	0	0	0	0
TOTAL	5	6	4	10	0.0-0	0	0	0	0

STRONG SAFETIES



38 • Roderic Teamer

6-0 • 205 • So. • 1L

- Played in 16 career games with nine starts.
- Boasts 41 career tackles and one interception.
- Tallied four tackles at UMass on Oct. 1.
- Collected six tackles vs UL Lafayette on Sept. 24.

- Achieved a career high eight tackles vs Navy on Sept. 17, including one tackle for a loss of five yards.
- Added one tackle to his season total in the 66-21 win over Southern on Sept. 10.
- Logged three solo tackles, including one tackle for a loss of two yards at Wake Forest on Sept. 1.

INTERCEPTIONS	g	no.	yards	td	long	avg/r	avg/g
2015	11	1	10	0	10	10.0	0.9
2016	5	0	0	0	0	0.0	0.0
TOTAL	16	1	10	0	10	10.0	0.6

TACKLES	g	ua	a	total	tfl	pd	ff	fr	blk
2015	11	15	4	19	1.0-1	4	1	0	0
2016	5	16	6	22	2.0-7	0	0	0	0
TOTAL	16	31	10	41	3.0-8	4	1	0	0



19 • Taris Shenall

6-0 • 185 • So. • 1L

- Played in 17 career games with three starts.
- Has 24 career tackles and one interception to his credit.
- Added two tackles for the second straight week vs UL Lafayette on Sept. 24.

- Recorded two tackles vs Navy on Sept. 17.
- Collected a season best four tackles vs Southern on Sept. 10, including one pass break-up.
- Earned one solo tackle at Wake Forest on Sept. 1.

INTERCEPTIONS	g	no.	yards	td	long	avg/r	avg/g
2015	12	1	5	0	5	5.0	0.4
2016	5	0	0	0	0	0.0	0.0
TOTAL	17	1	5	0	5	5.0	0.3

TACKLES	g	ua	a	total	tfl	pd	ff	fr	blk
2015	12	12	3	15	0.0-0	2	0	0	0
2016	5	8	1	9	0.0-0	1	0	0	0
TOTAL	17	20	4	24	0.0-0	3	0	0	0

Specialists Depth Chart Bios

KICKERS



42 • Andrew DiRocco

6-1 • 185 • Jr. • 2L

- Played in 29 career games.
- 24-of-34 (.706) in field goals while going 68-of-71 on extra point attempts (.958) for his career.
- Went 1-for-1 at UMass on Oct. 1, connecting on a 22-yard

field goal.

- Connected on a career best 4-for-4 in the 41-39 quadruple overtime victory over UL Lafayette on Sept. 24. Sent the game into the fourth overtime when he delivered on a career long 48-yard field goal. DiRocco's performance earned him American Athletic Conference and Louisiana Sports Writers Association Special Teams Player of the Week, as well as one of the Stars of the Week recognition by the Lou Garza Award.
- Had one attempt from 45-yards out vs Navy on Sept. 17, falling to 2-for-4 on the season.

- Connected on a 25-yard field goal in 66-21 win over Southern on Sept. 10.
- Was the lone score in week one at Wake Forest (9/1), connecting on a 41-yard field goal, which was just one yard shy of his career best. Finished 1-for-2 on the night.

SCORING	g	td	rush	rcv	ret	pat	2pat	fg	total	avg/g
2014	12	0	0	0	0	22	0	8	46	3.8
2015	12	0	0	0	0	29	0	9	56	4.7
2016	5	0	0	0	0	17	0	7	38	7.6
TOTAL	29	0	0	0	0	68	0	24	140	4.8

FIELD GOALS	g	made	att	long	pct
2014	12	8	15	42	53.3
2015	12	9	10	39	90.0
2016	5	7	9	48	77.8
TOTAL	29	24	34	48	70.6



45 • Randy Harvey

6-0 • 195 • So. • 1L

- Played in one career game.
- Made his Green Wave debut vs Southern on Sept. 10.

PUNTERS



49 • Zachary Block

6-5 • 190 • So. • 1L

- Played in 13 career games.
- Boasts 69 career punts for 2,661 yards (38.6 avg.) and 10 punts inside the 20.
- Punted twice at UMass on Oct. 1, including a long of 39 yards.

• Punted a career high 10 times vs UL Lafayette on Sept. 24, averaging 40.5 yards per punt, including a long of 54. Also placed four punts within UL Lafayette's 20-yard line.

• Punted five times vs Navy (9/17), averaging 40.2 yards per punt, including a long of 44 yards.

• Kicked 5 punts at Wake Forest on Sept. 1 for an average of 41.8, including a long of 46 yards. Also stuck two punts within the opponent's 20-yard line.

<u>PUNTING</u>	<u>g</u>	<u>no.</u>	<u>yards</u>	<u>long</u>	<u>avg</u>
2015	8	47	1783	53	37.9
2016	5	22	878	54	39.9
TOTAL	13	69	2661	54	38.6

<u>KICKOFFS</u>	<u>g</u>	<u>no.</u>	<u>yards</u>	<u>avg</u>
2015	8	0	0	0.0
2016	5	26	1643	63.2
TOTAL	13	26	1643	63.2



43 • Coby Neenan

6-2 • 185 • Fr.

DEEP SNAPPERS



60 • Geron Eatherly

6-0 • 215 • Fr.

- Played in five career games, all this season.



72 • John Leglue


6-7 • 315 • RS-So. • 1L

HOLDERS



14 • Glen Cuiellette

6-0 • 215 • RS-So. • SQ



49 • Zachary Block

6-5 • 190 • So. • 1L



5 • Terren Encalade

6-0 • 195 • RS-So. • 1L

KICKOFF RETURNERS



26 • Dontrell Hilliard
6-0 • 200 • Jr. • 2L

KICK RETURNS	g	no.	yards	td	long	avg/r	avg/g
2014	12	17	260	0	28	15.3	21.7
2015	12	0	0	0	0	0.0	0.0
2016	5	1	18	0	18	18.0	3.6
TOTAL	29	18	278	0	28	15.4	9.6



7 • Devin Glenn
5-7 • 155 • So. • 1L

KICK RETURNS	g	no.	yards	td	long	avg/r	avg/g
2015	7	10	197	0	36	19.7	28.1
2016	5	5	90	0	31	18.0	18.0
TOTAL	12	15	287	0	36	19.1	23.9

PUNT RETURNERS



26 • Dontrell Hilliard
6-0 • 200 • Jr. • 2L

PUNT RETURNS	g	no.	yards	td	long	avg/r	avg/g
2014	12	0	0	0	0	0.0	0.0
2015	12	0	0	0	0	0.0	0.0
2016	5	5	22	0	10	4.4	4.4
TOTAL	29	5	22	0	10	4.4	0.8



85 • Larry Dace III
5-9 • 170 • RS-Sr. • 2L



5 • Terren Encalade
6-0 • 195 • RS-So. • 1L



2016 SEASON STATS

GAME RESULTS

Date	Opponent		Score	Overall	Conference	Time	Attend
Sep 01, 2016	at Wake Forest	L	3-7	0-1	0-0	2:58	24398
Sep 10, 2016	SOUTHERN	W	66-21	1-1	0-0	3:09	27179
* Sep 17, 2016	NAVY	L	14-21	1-2	0-1	2:57	21503
Sep 24, 2016	UL LAFAYETTE	Wo	41-39	2-2	0-1	4:04	24253
10/01/16	at Massachusetts	W	31-24	3-2	0-1	3:14	14892

TEAM STATISTICS

Team Statistics	TLN	OPP
SCORING	155	112
Points Per Game	31.0	22.4
FIRST DOWNS	91	80
Rushing	64	38
Passing	21	37
Penalty	6	5
RUSHING YARDAGE	1233	688
Yards gained rushing	1364	821
Yards lost rushing	131	133
Rushing Attempts	263	199
Average Per Rush	4.7	3.5
Average Per Game	246.6	137.6
TDs Rushing	12	7
PASSING YARDAGE	516	857
Comp-Att-Int	41-88-2	70-132-5
Average Per Pass	5.9	6.5
Average Per Catch	12.6	12.2
Average Per Game	103.2	171.4
TDs Passing	5	6
TOTAL OFFENSE	1749	1545
Total Plays	351	331
Average Per Play	5.0	4.7
Average Per Game	349.8	309.0
KICK RETURNS: #-Yards	11-265	14-272
PUNT RETURNS: #-Yards	6-22	9-16
INT RETURNS: #-Yards	5-145	2-28
KICK RETURN AVERAGE	24.1	19.4
PUNT RETURN AVERAGE	3.7	1.8
INT RETURN AVERAGE	29.0	14.0
FUMBLES-LOST	4-2	8-7
PENALTIES-Yards	29-226	26-232
Average Per Game	45.2	46.4
PUNTS-Yards	25-927	31-1197
Average Per Punt	37.1	38.6
Net punt average	35.6	36.0

Team Statistics	TLN	OPP
KICKOFFS-Yards	27-1701	20-1258
Average Per Kick	63.0	62.9
Net kick average	40.9	38.4
TIME OF POSSESSION/Game	33:16	26:44
3RD-DOWN Conversions	20/75	32/82
3rd-Down Pct	27%	39%
4TH-DOWN Conversions	9/17	3/4
4th-Down Pct	53%	75%
SACKS BY-Yards	13-78	10-70
MISC YARDS	0	0
TOUCHDOWNS SCORED	19	14
FIELD GOALS-ATTEMPTS	7-9	5-5
ON-SIDE KICKS	0-0	0-0
RED-ZONE SCORES	(18-21) 86%	(15-16) 94%
RED-ZONE TOUCHDOWNS	(12-21) 57%	(11-16) 69%
PAT-ATTEMPTS	(18-18) 100%	(11-12) 92%
ATTENDANCE	72935	39290
Games/Avg Per Game	3/24312	2/19645
Neutral Site Games		0/0

Score by Quarters	1st	2nd	3rd	4th	OT	Total
Tulane	38	37	38	17	25	155
Opponents	24	17	23	25	23	112

2016 SEASON STATS



OFFENSE AND RETURN SUMMARY

Rushing	gp-gs	att	gain	loss	net	avg	td	lg	avg/g
HILLIARD, Dontrell	5-5	71	394	10	384	5.4	5	42	76.8
ROUNDS, Josh	5-0	49	268	2	266	5.4	4	44	53.2
BRANTLEY, Johnathan	4-2	32	195	39	156	4.9	0	63	39.0
THOMPSON, Lazedrick	5-0	31	159	6	153	4.9	3	19	30.6
CUIELLETTE, Glen	5-3	47	186	61	125	2.7	0	25	25.0
BADIE, Sherman	2-0	12	68	2	66	5.5	0	22	33.0
ZUCKERMAN, Andrew	1-0	4	26	0	26	6.5	0	15	26.0
ENCALADE, Terren	5-5	2	23	0	23	11.5	0	13	4.6
BRADWELL, Darius	2-0	8	21	0	21	2.6	0	10	10.5
SCOTT, Trey	4-0	1	7	0	7	7.0	0	7	1.8
BERTRAND, Jared	1-0	1	7	0	7	7.0	0	7	7.0
GLENN, Devin	5-0	1	6	0	6	6.0	0	6	1.2
MOONEY, Darnell	5-2	1	4	0	4	4.0	0	4	0.8
TEAM	3-0	3	0	11	-11	-3.7	0	0	-3.7
Total	5	263	1364	131	1233	4.7	12	63	246.6
Opponents	5	199	821	133	688	3.5	7	31	137.6

Passing	gp-gs	effic	comp-att-int	pct	yds	td	lg	avg/g
CUIELLETTE, Glen	5-3	126.69	34-68-2	50.0	472	5	46	94.4
BRANTLEY, Johnathan	4-2	53.48	7-20-0	35.0	44	0	12	11.0
Total	5	110.05	41-88-2	46.6	516	5	46	103.2
Opponents	5	114.99	70-132-5	53.0	857	6	52	171.4

Receiving	gp-gs	no.	yds	avg	td	lg	avg/g
ENCALADE, Terren	5-5	19	252	13.3	4	38	50.4
MOONEY, Darnell	5-2	6	76	12.7	1	25	15.2
DACE, Larry	4-3	4	38	9.5	0	18	9.5
HILLIARD, Dontrell	5-5	4	36	9.0	0	12	7.2
BREAUX, Devon	5-5	3	38	12.7	0	17	7.6
ROUNDS, Josh	5-0	2	45	22.5	0	46	9.0
JOHNSON, Chris	5-0	1	18	18.0	0	18	3.6
ARDOIN, Kendall	4-4	1	7	7.0	0	7	1.8
THOMPSON, Lazedrick	5-0	1	6	6.0	0	6	1.2
Total	5	41	516	12.6	5	46	103.2
Opponents	5	70	857	12.2	6	52	171.4

Punt Returns	no.	yds	avg	td	lg
HILLIARD, Dontrell	5	22	4.4	0	10
FRANKLIN, Jarrod	1	0	0.0	0	0
Total	6	22	3.7	0	10
Opponents	9	16	1.8	0	6

Interceptions	no.	yds	avg	td	lg
NICKERSON, Parry	2	133	66.5	1	96
MARLEY, Nico	1	0	0.0	0	0
FRANKLIN, Jarrod	1	0	0.0	0	0
LEWIS, Donnie	1	12	12.0	0	12
Total	5	145	29.0	1	96
Opponents	2	28	14.0	1	28

Kick Returns	no.	yds	avg	td	lg
BADIE, Sherman	5	157	31.4	1	86
GLENN, Devin	5	90	18.0	0	31
HILLIARD, Dontrell	1	18	18.0	0	18
Total	11	265	24.1	1	86
Opponents	14	272	19.4	0	39

Fumble Returns	no.	yds	avg	td	lg
WOULLARD, Peter	1	34	34.0	0	34
Total	1	34	34.0	0	34
Opponents	0	0	0.0	0	0



2016 SEASON STATS

SCORING AND KICKING SUMMARY

Scoring	td	fg	PAT				dxp	saf	pts
			kick	rush	rcv	pass			
DiROCCO, Andrew	-	7-9	17-17	-	-	-	-	-	38
HILLIARD, Dontrell	5	-	-	-	-	-	-	-	30
ENCALADE, Terren	4	-	-	-	-	-	-	-	24
ROUNDS, Josh	4	-	-	-	-	-	-	-	24
THOMPSON, Lazedrick	3	-	-	-	-	-	-	-	18
BADIE, Sherman	1	-	-	-	-	-	-	-	6
NICKERSON, Parry	1	-	-	-	-	-	-	-	6
MOONEY, Darnell	1	-	-	-	-	-	-	-	6
ARDOIN, Kendall	-	-	-	-	1	-	-	-	2
HARVEY, Randy	-	-	1-1	-	-	-	-	-	1
CUIELLETTE, Glen	-	-	-	-	-	1-1	-	-	0
Total	19	7-9	18-18	-	1	1-1	-	-	155
Opponents	14	5-5	11-12	-	1	1-2	-	-	112

Total Offense	g	plays	rush	pass	total	avg/g
CUIELLETTE, Glen	5	115	125	472	597	119.4
HILLIARD, Dontrell	5	71	384	0	384	76.8
ROUNDS, Josh	5	49	266	0	266	53.2
BRANTLEY, Johnathan	4	52	156	44	200	50.0
THOMPSON, Lazedrick	5	31	153	0	153	30.6
BADIE, Sherman	2	12	66	0	66	33.0
ZUCKERMAN, Andrew	1	4	26	0	26	26.0
ENCALADE, Terren	5	2	23	0	23	4.6
BRADWELL, Darius	2	8	21	0	21	10.5
SCOTT, Trey	4	1	7	0	7	1.8
BERTRAND, Jared	1	1	7	0	7	7.0
GLENN, Devin	5	1	6	0	6	1.2
MOONEY, Darnell	5	1	4	0	4	0.8
TEAM	3	3	-11	0	-11	-3.7
Total	5	351	1233	516	1749	349.8
Opponents	5	331	688	857	1545	309.0

Field Goals	fg	pct.	01-19	20-29	30-39	40-49	50-99	lg	blk
DiROCCO, Andrew	7-9	77.8	0-0	4-4	1-1	2-4	0-0	48	1

FG Sequence	Tulane	Opponents
Wake Forest	(41),43	-
Southern	(25)	-
NAVY	45	-
UL Lafayette	(22),(35),(20),(48)	(40),(39),(20),(22)
Massachusetts	(22)	(28)

Numbers in (parentheses) indicate field goal was made.

Punting	no.	yds	avg	lg	tb	fc	i20	50+	bl
BLOCK, Zachary	22	878	39.9	54	1	7	8	1	1
CUIELLETTE, Glen	2	49	24.5	32	0	0	2	0	1
TEAM	1	0	0.0	0	0	0	0	0	0
Total	25	927	37.1	54	1	7	10	1	2
Opponents	31	1197	38.6	60	3	10	8	4	2

Kickoffs	no.	yds	avg	tb	ob	retn	net	yd/
BLOCK, Zachary	26	1643	63.2	13	0			
LOGAN, Steven	1	58	58.0	0	0			
Total	27	1701	63.0	13	0	19.4	40.9	2
Opponents	20	1258	62.9	9	0	24.1	38.4	2

2016 SEASON STATS



ALL-PURPOSE YARDAGE

All Purpose	g	rush	rcv	pr	kr	ir	total	avg/g
HILLIARD, Dontr	5	384	36	22	18	0	460	92.0
ROUNDS, Josh	5	266	45	0	0	0	311	62.2
ENCALADE, Ter	5	23	252	0	0	0	275	55.0
BADIE, Sherma	2	66	0	0	157	0	223	111.5
THOMPSON, La	5	153	6	0	0	0	159	31.8
BRANTLEY, Joh	4	156	0	0	0	0	156	39.0
NICKERSON, P	5	0	0	0	0	133	133	26.6
CUIELLETTE, G	5	125	0	0	0	0	125	25.0
GLENN, Devin	5	6	0	0	90	0	96	19.2
MOONEY, Darn	5	4	76	0	0	0	80	16.0
DACE, Larry	4	0	38	0	0	0	38	9.5
BREAUX, Devo	5	0	38	0	0	0	38	7.6
ZUCKERMAN,	1	26	0	0	0	0	26	26.0
BRADWELL, Da	2	21	0	0	0	0	21	10.5
JOHNSON, Chri	5	0	18	0	0	0	18	3.6
LEWIS, Donnie	5	0	0	0	0	12	12	2.4
BERTRAND, Jar	1	7	0	0	0	0	7	7.0
SCOTT, Trey	4	7	0	0	0	0	7	1.8
ARDOIN, Kenda	4	0	7	0	0	0	7	1.8
TEAM	3	-11	0	0	0	0	-11	-3.7
Total	5	1233	516	22	265	145	2181	436.2
Opponents	5	688	857	16	272	28	1861	372.2

STARTING LINEUPS

OFFENSE

Opponent	QB	RB	TE	WR	WR	WR	LT	LG	C	RG	RT
Wake Forest	Cuiellette	Hilliard	Jones	Dace	Breaux	Encalade	Jacquet	Taylor	Diaz	Brown	Leglue
Southern	Cuiellette	Hilliard	Ardoin	Dace	Breaux	Encalade	Jacquet	Taylor	Diaz	Brown	Leglue
Navy	Brantley	Hilliard	Ardoin	Dace	Breaux	Encalade	Jacquet	Taylor	Diaz	Brown	Leglue
UL Lafayette	Brantley	Hilliard	Ardoin	Mooney	Breaux	Encalade	Jacquet	Taylor	Leglue	Brown	Santa-Marina
UMass	Cuiellette	Hilliard	Ardoin	Mooney	Breaux	Encalade	Jacquet	Taylor	Leglue	Brown	Santa-Marina

UCF
Memphis
Tulsa
SMU
Houston
Temple
UConn

DEFENSE

Opponent	DE	DT	NT	DE	MLB	WLB	NKL	CB	CB	FS	SS
Duke	Kennedy	Smart	Wilson	Aruna	Thomas	Marley	Allen	Nickerson	Lewis	Franklin	Teamer
Southern	Kennedy	Smart	Wilson	Aruna	Marley	Harris	Allen	Nickerson	Lewis	Franklin	Teamer
Navy	Edwards	Smart	Washington	Aruna	Carroll	Marley	Allen	Nickerson	Lewis	Franklin	Teamer
UL Lafayette	Woullard	Smart	Wilson	Aruna	Marley	Harris	Allen	Nickerson	Lewis	Franklin	Teamer
UMass	Woullard	Smart	Wilson	Aruna	Marley	Harris	Allen	Nickerson	Lewis	Franklin	Teamer

UCF
Memphis
Tulsa
SMU
Houston
Temple
UConn



2016 SEASON STATS

DEFENSIVE TOTALS

##	Defensive Leaders	gp-gs	Tackles				Sacks no-yds	Pass defense			Fumbles		blkd	
			ua	a	tot	tfl/yds		int-yds	brup	qbh	rcv-yds	ff	kick	saf
2	MARLEY, Nico	5-5	24	14	38	6.0-30	3.0-23	1-0	.	.	.	1	.	.
6	FRANKLIN, Jarrod	5-5	13	16	29	.	.	1-0	.	.	1-0	1	1	.
77	SMART, Tanzel	5-5	13	12	25	6.0-20	3.0-10	.	.	1	1-0	1	.	.
38	TEAMER, Roderic	5-5	16	6	22	2.0-7
21	LEWIS, Donnie	5-5	18	4	22	0.5-1	.	1-12	5
23	ALLEN, Richard	5-5	13	5	18	1-0	2	.	.
40	HARRIS, Zachery	4-3	11	6	17
87	ARUNA, Ade	5-5	7	8	15	2.0-12	1.0-10	.	.	.	1-0	1	.	.
56	MARBLEY, Rae Juan	4-0	11	4	15
54	CARROLL, Quinlan	5-1	8	3	11	5.0-18	2.0-14
52	THOMAS, Eric	5-1	6	5	11
57	WOULLARD, Peter	5-2	5	6	11	2.0-10	2.0-10	.	1	.	2-34	.	.	.
94	WILSON, Sean	5-4	4	6	10	2.0-8	1.0-4
4	HARPER, Will	5-0	6	4	10
17	NICKERSON, Parry	5-5	5	5	10	.	.	2-133	6
55	BOWIE, Eric	5-0	10	.	10
19	SHENALL, Taris	5-0	8	1	9	.	.	.	1
91	WASHINGTON, Eldrick	5-1	5	3	8	2.0-10	1.0-7
92	WILLIAMS, Daren	4-0	4	1	5	1.0-2
7	GLENN, Devin	5-0	3	1	4
90	KENNEDY, Robert	3-2	2	1	3	0.5-1
44	JACKSON, Luke	5-0	3	.	3
76	WASHINGTON, John	3-0	2	.	2	1.0-1
5	ENCALADE, Terren	5-5	1	1	2
37	KEYES, Thakarius	2-0	.	1	1
35	GRAHAM, Lawrence	5-0	1	.	1
36	BRYANT, Larry	5-0	.	1	1
TM	TEAM	3-0	1-0	.	.	.
Total		5	199	114	313	30-120	13-78	5-145	13	1	7-34	6	1	.
Opponents		5	209	164	373	34-121	10-70	2-28	13	5	2-0	4	2	.

2016 SEASON STATS



TULANE TEAM STATISTICS GAME-BY-GAME

TEAM STATISTICS

Date	Opponent	Rushing				Receiving				Passing				Kick Returns				Punt Returns				tot off
		no.	yds	td	lg	no.	yds	td	lg	cmp-att-int	yds	td	lg	no.	yds	td	lg	no.	yds	td	lg	
Sep 01	at Wake Forest	47	146	0	25	12	134	0	46	12-23-0	134	0	46	1	22	0	22	2	10	0	10	280
Sep 10	SOUTHERN	57	437	7	63	2	12	0	7	2-6-1	12	0	7	4	135	1	86	1	0	0	0	449
Sep 17	NAVY	47	240	2	36	3	21	0	11	3-12-0	21	0	11	3	55	0	21	1	3	0	3	261
Sep 24	UL LAFAYETTE	48	130	0	10	13	181	4	34	13-26-1	181	4	34	1	10	0	10	0	0	0	0	311
10/01/16	at Massachusetts	64	280	3	19	11	168	1	38	11-21-0	168	1	38	2	43	0	31	2	9	0	7	448
Opponents		263	1233	12	63	41	516	5	46	41-88-2	516	5	46	11	265	1	86	6	22	0	10	1749
		199	688	7	31	70	857	6	52	70-132-5	857	6	52	14	272	0	39	9	16	0	6	1545

Games played: 5

Avg per rush: 4.7

Avg per catch: 12.6

Pass efficiency: 110.05

Kick ret avg: 24.1

Punt ret avg: 3.7

All purpose avg/game: 436.2

Total offense avg/gm: 349.8

		Tackles				Sacks	Fumble		Pass Defense			Blkd	PAT Attempts				
Date	Opponent	ua	a	total	tfl-yds	no-yds	ff	fr-yds	int-yds	qbh	brup	kick	kick	rush	rcv	saf	pts
Sep 01	at Wake Forest	31	20	51	5.0-12	1.0-3	0	0-0	0-0	0	3	0	0-0	0	0	0	3
Sep 10	SOUTHERN	37	12	49	5.0-17	1.0-10	2	2-0	2-96	0	1	1	9-9	0	0	0	66
Sep 17	NAVY	44	22	66	7.0-30	3.0-20	1	2-0	0-0	0	3	0	2-2	0	0	0	14
Sep 24	UL LAFAYETTE	65	28	93	11.0-50	6.0-38	1	2-34	2-49	1	3	0	3-3	0	1	0	41
10/01/1	at Massachusetts	22	32	54	2.0-11	2.0-7	2	1-0	1-0	0	3	0	4-4	0	0	0	31
		199	114	313	30.0-120	13.0-78	6	7-34	5-145	1	13	1	18-18	0	1	0	155
Opponents		209	164	373	34.0-121	10.0-70	4	2-0	2-28	5	13	2	11-12	0	1	0	112

		Punting									Field Goals			Kickoffs				
Date	Opponent	no.	yds	avg	long	blkd	tb	fc	50+	i20	md-att	long	blkd	no.	yds	avg	tb	ob
Sep 01	at Wake Forest	5	209	41.8	46	0	1	1	0	2	1-2	41	1	2	129	64.5	1	0
Sep 10	SOUTHERN	0	0	0.0	0	0	0	0	0	0	1-1	25	0	11	680	61.8	4	0
Sep 17	NAVY	5	201	40.2	44	0	0	3	0	2	0-1	0	0	3	195	65.0	3	0
Sep 24	UL LAFAYETTE	11	405	36.8	54	1	0	3	1	4	4-4	48	0	5	320	64.0	3	0
10/01/1	at Massachusetts	4	112	28.0	39	0	0	0	0	2	1-1	22	0	6	377	62.8	2	0
		25	927	37.1	54	1	1	7	1	10	7-9	48	1	27	1701	63.0	13	0
Opponents		31	1197	38.6	60	1	3	10	4	8	5-5	40	0	20	1258	62.9	9	0



2016 SEASON STATS

TULANE OPPONENT STATISTICS GAME-BY-GAME

OPPONENT STATISTICS

Date	Opponent	Rushing				Receiving				Passing				Kick Returns				Punt Returns				tot off
		no.	yds	td	lg	no.	yds	td	lg	cmp-att-int	yds	td	lg	no.	yds	td	lg	no.	yds	td	lg	
Sep 01	at Wake Forest	34	79	1	13	12	96	0	16	12-21-0	96	0	16	1	30	0	30	2	2	0	2	175
Sep 10	SOUTHERN	23	54	0	11	18	281	2	43	18-31-2	281	2	43	7	103	0	27	0	0	0	0	335
Sep 17	NAVY	55	287	3	31	5	59	0	19	5-12-0	59	0	19	0	0	0	0	1	0	0	0	346
Sep 24	UL LAFAYETTE	63	137	2	24	19	240	2	39	19-38-2	240	2	39	2	43	0	27	5	14	0	6	377
10/01/16	at Massachusetts	24	131	1	23	16	181	2	52	16-30-1	181	2	52	4	96	0	39	1	0	0	0	312
		199	688	7	31	70	857	6	52	70-132-5	857	6	52	14	272	0	39	9	16	0	6	1545
Tulane		263	1233	12	63	41	516	5	46	41-88-2	516	5	46	11	265	1	86	6	22	0	10	1749

Games played: 5

Avg per rush: 3.5

Avg per catch: 12.2

Pass efficiency: 114.99

Kick ret avg: 19.4

Punt ret avg: 1.8

All purpose avg/game: 372.2

Total offense avg/gm: 309.0

Date	Opponent	Tackles				Sacks		Fumble		Pass Defense				Blkd	PAT Attempts				saf	pts
		ua	a	total	tfl-yds	no-yds	ff	fr-yds		int-yds	qbh	brup	kick		kick	rush	rcv			
Sep 01	at Wake Forest	45	24	69	7.0-36	4.0-28	1	1-0		0-0	4	2	1		1-1	0	0		0	7
Sep 10	SOUTHERN	45	18	63	5.0-11	0.0-0	0	0-0		1-28	0	0	0		3-3	0	0		0	21
Sep 17	NAVY	42	22	64	7.0-32	2.0-16	1	0-0		0-0	0	4	0		1-2	0	1		0	21
Sep 24	UL LAFAYETTE	50	20	70	9.0-29	3.0-21	1	0-0		1-0	1	3	1		3-3	0	0		0	39
10/01/16	at Massachusetts	27	80	107	6.0-13	1.0-5	1	1-0		0-0	0	4	0		3-3	0	0		0	24
		209	164	373	34.0-121	10.0-70	4	2-0		2-28	5	13	2		11-12	0	1		0	112
Tulane		199	114	313	30.0-120	13.0-78	6	7-34		5-145	1	13	1		18-18	0	1		0	155

		Punting									Field Goals			Kickoffs				
Date	Opponent	no.	yds	avg	long	blkd	tb	fc	50+	i20	md-att	long	blkd	no.	yds	avg	tb	ob
Sep 01	at Wake Forest	8	322	40.2	53	0	0	1	2	4	0-0	0	0	2	128	64.0	1	0
Sep 10	SOUTHERN	6	142	23.7	38	1	1	0	0	0	0-0	0	0	4	243	60.8	0	0
Sep 17	NAVY	4	149	37.2	48	0	0	2	0	1	0-0	0	0	4	248	62.0	1	0
Sep 24	UL LAFAYETTE	8	361	45.1	60	0	1	6	1	2	4-4	40	0	5	315	63.0	4	0
10/01/1	at Massachusetts	5	223	44.6	58	0	1	1	1	1	1-1	28	0	5	324	64.8	3	0
		31	1197	38.6	60	1	3	10	4	8	5-5	40	0	20	1258	62.9	9	0
Tulane		25	927	37.1	54	1	1	7	1	10	7-9	48	1	27	1701	63.0	13	0

2016 SEASON SUPERLATIVES



TEAM HIGHS

Rushes	22	CUIELLETTE, Glen at Wake Forest (Sep 01, 2016)
	22	HILLIARD, Dontrell at Massachusetts (10/01/16)
Yards Rushing	119	BRANTLEY, Johnathan vs Southern (Sep 10, 2016)
TD Rushes	3	HILLIARD, Dontrell vs Southern (Sep 10, 2016)
Long Rush	63	BRANTLEY, Johnathan vs Southern (Sep 10, 2016)
Pass attempts	23	CUIELLETTE, Glen at Wake Forest (Sep 01, 2016)
	23	CUIELLETTE, Glen vs UL Lafayette (Sep 24, 2016)
Pass completions	12	CUIELLETTE, Glen at Wake Forest (Sep 01, 2016)
Yards Passing	168	CUIELLETTE, Glen at Massachusetts (10/01/16)
TD Passes	4	CUIELLETTE, Glen vs UL Lafayette (Sep 24, 2016)
Long Pass	46	CUIELLETTE, Glen at Wake Forest (Sep 01, 2016)
Receptions	7	ENCALADE, Terren vs UL Lafayette (Sep 24, 2016)
	7	ENCALADE, Terren at Massachusetts (10/01/16)
Yards Receiving	125	ENCALADE, Terren at Massachusetts (10/01/16)
TD Receptions	3	ENCALADE, Terren vs UL Lafayette (Sep 24, 2016)
Long Reception	46	ROUNDS, Josh at Wake Forest (Sep 01, 2016)
Field Goals	4	DIROCCO, Andrew vs UL Lafayette (Sep 24, 2016)
Long Field Goal	48	DIROCCO, Andrew vs UL Lafayette (Sep 24, 2016)
Punts	10	BLOCK, Zachary vs UL Lafayette (Sep 24, 2016)
Punting Avg	41.8	BLOCK, Zachary at Wake Forest (Sep 01, 2016)
Long Punt	54	BLOCK, Zachary vs UL Lafayette (Sep 24, 2016)
Punts inside 20	4	BLOCK, Zachary vs UL Lafayette (Sep 24, 2016)
Long Punt Return	10	HILLIARD, Dontrell at Wake Forest (Sep 01, 2016)
Long Kickoff Return	86	BADIE, Sherman vs Southern (Sep 10, 2016)
Tackles	14	MARLEY, Nico vs NAVY (Sep 17, 2016)
Sacks	2.0	MARLEY, Nico vs NAVY (Sep 17, 2016)
	2.0	CARROLL, Quinlan vs UL Lafayette (Sep 24, 2016)
Tackles For Loss	3.0	MARLEY, Nico vs UL Lafayette (Sep 24, 2016)
	3.0	CARROLL, Quinlan vs UL Lafayette (Sep 24, 2016)
	3.0	SMART, Tanzel vs UL Lafayette (Sep 24, 2016)
Interceptions	1	NICKERSON, Parry vs Southern (Sep 10, 2016)
	1	MARLEY, Nico vs Southern (Sep 10, 2016)
	1	NICKERSON, Parry vs UL Lafayette (Sep 24, 2016)

Rushes	64	at Massachusetts (10/01/16)
Yards Rushing	437	vs Southern (Sep 10, 2016)
Yards Per Rush	7.7	vs Southern (Sep 10, 2016)
TD Rushes	7	vs Southern (Sep 10, 2016)
Pass attempts	26	vs UL Lafayette (Sep 24, 2016)
Pass completions	13	vs UL Lafayette (Sep 24, 2016)
Yards Passing	181	vs UL Lafayette (Sep 24, 2016)
Yards Per Pass	8.0	at Massachusetts (10/01/16)
TD Passes	4	vs UL Lafayette (Sep 24, 2016)
Total Plays	85	at Massachusetts (10/01/16)
Total Offense	449	vs Southern (Sep 10, 2016)
Yards Per Play	7.1	vs Southern (Sep 10, 2016)
Points	66	vs Southern (Sep 10, 2016)
Sacks By	6	vs UL Lafayette (Sep 24, 2016)
First Downs	27	at Massachusetts (10/01/16)
Penalties	9	vs NAVY (Sep 17, 2016)
Penalty Yards	71	vs NAVY (Sep 17, 2016)
Turnovers	1	at Wake Forest (Sep 01, 2016)
	1	vs Southern (Sep 10, 2016)
	1	vs UL Lafayette (Sep 24, 2016)
	1	at Massachusetts (10/01/16)
Interceptions By	2	vs Southern (Sep 10, 2016)
	2	vs UL Lafayette (Sep 24, 2016)
Punts	11	vs UL Lafayette (Sep 24, 2016)
Punting Avg	41.8	at Wake Forest (Sep 01, 2016)
Long Punt	54	vs UL Lafayette (Sep 24, 2016)
Punts inside 20	4	vs UL Lafayette (Sep 24, 2016)
Long Punt Return	10	at Wake Forest (Sep 01, 2016)



2016 SEASON SUPERLATIVES

OPPONENT HIGHS				
Rushes	38	McGuire, Elijah, vs UL Lafayette (Sep 24, 2016)	Rushes	63 vs UL Lafayette (Sep 24, 2016)
Yards Rushing	113	WORTH, Will, vs NAVY (Sep 17, 2016)	Yards Rushing	287 vs NAVY (Sep 17, 2016)
TD Rushes	2	McGuire, Elijah, vs UL Lafayette (Sep 24, 2016)	Yards Per Rush	5.5 at Massachusetts (10/01/16)
Long Rush	31	WORTH, Will, vs NAVY (Sep 17, 2016)	TD Rushes	3 vs NAVY (Sep 17, 2016)
Pass attempts	38	Jennings, A., vs UL Lafayette (Sep 24, 2016)	Pass attempts	38 vs UL Lafayette (Sep 24, 2016)
Pass completions	19	Jennings, A., vs UL Lafayette (Sep 24, 2016)	Pass completions	19 vs UL Lafayette (Sep 24, 2016)
Yards Passing	267	A. Howard, vs Southern (Sep 10, 2016)	Yards Passing	281 vs Southern (Sep 10, 2016)
TD Passes	2	A. Howard, vs Southern (Sep 10, 2016)	Yards Per Pass	9.1 vs Southern (Sep 10, 2016)
	2	Jennings, A., vs UL Lafayette (Sep 24, 2016)	TD Passes	2 vs Southern (Sep 10, 2016)
	2	Ford, A., at Massachusetts (10/01/16)		2 vs UL Lafayette (Sep 24, 2016)
	2	Comis, R., at Massachusetts (10/01/16)		2 at Massachusetts (10/01/16)
Long Pass	52	W. Quinn, vs Southern (Sep 10, 2016)	Total Plays	101 vs UL Lafayette (Sep 24, 2016)
Receptions	7	W. Quinn, vs Southern (Sep 10, 2016)	Total Offense	377 vs UL Lafayette (Sep 24, 2016)
Yards Receiving	129	W. Quinn, vs Southern (Sep 10, 2016)	Yards Per Play	6.2 vs Southern (Sep 10, 2016)
TD Receptions	2	Isabella, A., at Massachusetts (10/01/16)	Points	39 vs UL Lafayette (Sep 24, 2016)
Long Reception	52	Isabella, A., at Massachusetts (10/01/16)	Sacks By	4 at Wake Forest (Sep 01, 2016)
Field Goals	4	Artigue, Stevie, vs UL Lafayette (Sep 24, 2016)	First Downs	21 vs NAVY (Sep 17, 2016)
Long Field Goal	40	Artigue, Stevie, vs UL Lafayette (Sep 24, 2016)	Penalties	7 at Massachusetts (10/01/16)
Punts	8	Maggio, D, at Wake Forest (Sep 01, 2016)	Penalty Yards	65 at Massachusetts (10/01/16)
	8	Coutts, Steven, vs UL Lafayette (Sep 24, 2016)	Turnovers	4 vs Southern (Sep 10, 2016)
Punting Avg	45.1	Coutts, Steven, vs UL Lafayette (Sep 24, 2016)		4 vs UL Lafayette (Sep 24, 2016)
Long Punt	60	Coutts, Steven, vs UL Lafayette (Sep 24, 2016)	Interceptions By	1 vs Southern (Sep 10, 2016)
Punts inside 20	4	Maggio, D, at Wake Forest (Sep 01, 2016)		1 vs UL Lafayette (Sep 24, 2016)
Long Punt Return	6	McGuire, Elijah, vs UL Lafayette (Sep 24, 2016)	Punts	8 at Wake Forest (Sep 01, 2016)
Long Kickoff Return	39	Allen, J., at Massachusetts (10/01/16)		8 vs UL Lafayette (Sep 24, 2016)
Tackles	15	Casali, S., at Massachusetts (10/01/16)	Punting Avg	45.1 vs UL Lafayette (Sep 24, 2016)
Sacks	2.0	Jackson, Jul, at Wake Forest (Sep 01, 2016)	Long Punt	60 vs UL Lafayette (Sep 24, 2016)
	2.0	PALMORE, D.J., vs NAVY (Sep 17, 2016)	Punts inside 20	4 at Wake Forest (Sep 01, 2016)
	2.0	Dillon, Joe, vs UL Lafayette (Sep 24, 2016)	Long Punt Return	6 vs UL Lafayette (Sep 24, 2016)
Tackles For Loss	2.5	Dillon, Joe, vs UL Lafayette (Sep 24, 2016)		
Interceptions	1	D. Johnson, vs Southern (Sep 10, 2016)		
	1	Walker, Tracy, vs UL Lafayette (Sep 24, 2016)		



2016 GAME-BY-GAME STATS

PASSING STATS

#14 CUIELLETTE, G.	Comp	Att	Int	Pct	Yards	TD	Long	Sacked	Effic
Wake Forest	12	23	0	52.2	134	0	46	4-28	101.11
Southern	1	2	1	50.0	5	0	5	0-0	-29.00
UL Lafayette	10	23	1	43.5	165	4	34	2-12	152.43
Massachusetts	11	20	0	55.0	168	1	38	1-5	142.06
TOTALS	34	68	2	50.0	472	5	46	8-49	126.69

#1 BRANTLEY, J.	Comp	Att	Int	Pct	Yards	TD	Long	Sacked	Effic
Southern	1	4	0	25.0	7	0	7	0-0	39.70
NAVY	3	12	0	25.0	21	0	11	1-12	39.70
UL Lafayette	3	3	0	100.0	16	0	12	1-9	144.80
Massachusetts	0	1	0	0.0	0	0	0	0-0	0.00
TOTALS	7	20	0	35.0	44	0	12	2-21	53.48

RUSHING AND RECEIVING STATS

RUSHING	No-Yds/TD	WF	SUBR	NAVY	UL	UMASS
HILLIARD, D.	71-384/5	7-36/0	10-103/3	16-97/1	16-49/0	22-99/1
ROUNDS, Josh	49-266/4	1-3/0	11-66/2	11-75/1	10-45/0	16-77/1
BRANTLEY, J.	32-156/0	DNP	11-119/0	10-29/0	8-7/0	3-1/0
THOMPSON, L.	31-153/3	6-21/0	4-28/2	6-20/0	7-30/0	8-54/1
CUIELLETTE, G.	47-125/0	22-54/0	5-20/0	2-4/0	6-5/0	12-60/0
BADIE, Sherman	12-66/0	7-26/0	5-40/0	DNP	DNP	DNP
A. Zuckerman	4-26/0	DNP	4-26/0	DNP	DNP	DNP
ENCALADE, T.	2-23/0	-	-	2-23/0	-	-
BRADWELL, D.	8-21/0	4-6/0	4-15/0	DNP	DNP	DNP
BERTRAND, Jared	1-7/0	DNP	1-7/0	DNP	DNP	DNP
SCOTT, Trey	1-7/0	DNP	1-7/0	-	-	-
GLENN, Devin	1-6/0	-	1-6/0	-	-	-
MOONEY, Darnell	1-4/0	-	-	-	1-4/0	-
TEAM	3--11/0	DNP	-	DNP	-	3--11/0

RECEIVING	No-Yds/TD	WF	SUBR	NAVY	UL	UMASS
ENCALADE, T.	19-252/4	4-19/0	1-5/0	-	7-103/3	7-125/1
MOONEY, Darnell	6-76/1	-	-	-	3-51/1	3-25/0
ROUNDS, Josh	2-45/0	1-46/0	-	-	1-1/0	-
BREAUX, Devon	3-38/0	1-17/0	-	1-5/0	1-16/0	-
DACE, Larry	4-38/0	4-38/0	-	-	-	DNP
HILLIARD, D.	4-36/0	1-8/0	-	2-16/0	1-12/0	-
JOHNSON, Chris	1-18/0	-	-	-	-	1-18/0
ARDOIN, Kendall	1-7/0	DNP	1-7/0	-	-	-
THOMPSON, L.	1-6/0	1-6/0	-	-	-	-



2016 GAME-BY-GAME STATS

TACKLES

Total Tackles	UA-A	Total	WF	SUBR	NAVY	UL	UMASS
MARLEY, Nico	24-14	38	4-1	3-1	11-3	5-6	1-3
FRANKLIN, J.	13-16	29	3-4	0-1	6-3	4-3	0-5
SMART, Taniel	13-12	25	3-1	1-0	1-5	7-3	1-3
LEWIS, Donnie	18-4	22	1-1	1-1	5-1	7-1	4-0
TEAMER, R.	16-6	22	3-0	0-1	6-2	6-0	1-3
ALLEN, Richard	13-5	18	3-2	2-1	2-0	2-0	4-2
HARRIS, Zachery	11-6	17	-	3-1	DNP	4-1	4-4
MARBLEY, R.J.	11-4	15	1-1	5-0	2-2	3-1	DNP
ARUNA, Ade	7-8	15	2-2	1-1	1-2	3-2	0-1
WOULLARD, Peter	5-6	11	-	1-0	3-2	1-1	0-3
THOMAS, Eric	6-5	11	3-3	3-1	-	-	0-1
CARROLL, Q.	8-3	11	1-1	1-1	1-0	5-1	-
BOWIE, Eric	10-0	10	1-0	3-0	-	4-0	2-0
NICKERSON, P.	5-5	10	0-1	1-0	2-1	1-2	1-1
WILSON, Sean	4-6	10	1-1	-	-	2-3	1-2
HARPER, Will	6-4	10	1-1	3-1	-	2-1	0-1
SHENALL, Taris	8-1	9	1-0	4-0	1-1	2-0	-
WASHINGTON, E.	5-3	8	-	2-1	-	2-2	1-0
WILLIAMS, Daren	4-1	5	-	1-0	-	3-1	DNP
GLENN, Devin	3-1	4	-	1-0	1-0	-	1-1
JACKSON, Luke	3-0	3	1-0	-	-	1-0	1-0
KENNEDY, Robert	2-1	3	2-1	-	DNP	DNP	-
ENCALADE, T.	1-1	2	-	-	-	1-0	0-1
WASHINGTON, J.	2-0	2	DNP	-	2-0	DNP	-
KEYES, T.	0-1	1	DNP	0-1	DNP	-	DNP
BRYANT, Larry	0-1	1	-	-	-	-	0-1
GRAHAM, L.	1-0	1	-	1-0	-	-	-

SACKS

SACKS	UA-A	Total	WF	SUBR	NAVY	UL	UMASS
MARLEY, Nico	3-0	3.0	-	-	2.0-13	1.0-10	-
SMART, Taniel	3-0	3.0	1.0-3	-	-	1.0-7	1.0-0
CARROLL, Q.	2-0	2.0	-	-	-	2.0-14	-
WOULLARD, Peter	2-0	2.0	-	-	1.0-7	1.0-3	-
ARUNA, Ade	1-0	1.0	-	1.0-10	-	-	-
WASHINGTON, E.	1-0	1.0	-	-	-	-	1.0-7
WILSON, Sean	1-0	1.0	-	-	-	1.0-4	-

TACKLES FOR LOSS

TACKLES FOR LOSS	UA-A	Total	WF	SUBR	NAVY	UL	UMASS
SMART, Taniel	6-0	6.0	2.0-6	1.0-1	-	3.0-13	-
MARLEY, Nico	6-0	6.0	1.0-2	-	2.0-13	3.0-15	-
CARROLL, Q.	5-0	5.0	-	1.0-1	1.0-2	3.0-15	-
TEAMER, R.	2-0	2.0	1.0-2	-	1.0-5	-	-
ARUNA, Ade	2-0	2.0	-	1.0-10	1.0-2	-	-
WASHINGTON, E.	2-0	2.0	-	1.0-3	-	-	1.0-7
WOULLARD, Peter	2-0	2.0	-	-	1.0-7	1.0-3	-
WILSON, Sean	2-0	2.0	-	-	-	1.0-4	1.0-4
WASHINGTON, J.	1-0	1.0	DNP	-	1.0-1	DNP	-
WILLIAMS, Daren	1-0	1.0	-	1.0-2	-	-	DNP
KENNEDY, Robert	0-1	0.5	0.5-1	-	DNP	DNP	-
LEWIS, Donnie	0-1	0.5	0.5-1	-	-	-	-



2016 GAME-BY-GAME STATS

PUNT/KICKOFF/FUMBLE/INTERCEPTION RETURNS

PUNT RETURNS	No-Yds	WF	SUBR	NAVY	UL	UMASS
HILLIARD, D.	5-22	2-10	-	1-3	-	2-9
FRANKLIN, J.	1-0	-	1-0	-	-	-

KICK RETURNS	No-Yds	WF	SUBR	NAVY	UL	UMASS
BADIE, Sherman	5-157	1-22	4-135	DNP	DNP	DNP
GLENN, Devin	5-90	-	-	2-37	1-10	2-43
HILLIARD, D.	1-18	-	-	1-18	-	-

INT. RETURNS	No-Yds	WF	SUBR	NAVY	UL	UMASS
NICKERSON, P.	2-133	-	1-96	-	1-37	-
LEWIS, Donnie	1-12	-	-	-	1-12	-
MARLEY, Nico	1-0	-	1-0	-	-	-
FRANKLIN, J.	1-0	-	-	-	-	1-0

FUMBLE RETURNS	No-Yds	WF	SUBR	NAVY	UL	UMASS
WOULLARD, Peter	1-34	-	-	-	1-34	-

3RD & 4TH DOWN CONVERSIONS / TIME OF POSSESSION

3rd-Down Conversions

Date	Opponent	Score	Overall	1st Qtr	2nd Qtr	3rd Qtr	4th Qtr	Overtime
Sep 01, 2016	at Wake Forest	L 3-7	8-20 40.0	0-3 0.0	2-5 40.0	3-5 60.0	3-7 42.9	
Sep 10, 2016	SOUTHERN	W 66-21	5-10 50.0	1-1 100.0	1-1 100.0	2-5 40.0	1-3 33.3	
Sep 17, 2016	NAVY	L 14-21	2-12 16.7	1-3 33.3	0-2 0.0	0-3 0.0	1-4 25.0	
Sep 24, 2016	UL LAFAYETTE	W 41-39	0-16 0.0	0-2 0.0	0-5 0.0	0-4 0.0	0-4 0.0	0-1 0.0
10/01/16	at Massachusetts	W 31-24	5-17 29.4	3-5 60.0	1-6 16.7	0-2 0.0	1-4 25.0	
	Tulane		20-75 26.7	5-14 35.7	4-19 21.1	5-19 26.3	6-22 27.3	0-1 0.0
	Opponents		32-82 39.0	13-21 61.9	7-23 30.4	5-15 33.3	6-21 28.6	1-2 50.0

4th-Down Conversions

Date	Opponent	Score	Overall	1st Qtr	2nd Qtr	3rd Qtr	4th Qtr	Overtime
Sep 01, 2016	at Wake Forest	L 3-7	1-4 25.0	0-0 0.0	0-1 0.0	0-0 0.0	1-3 33.3	
Sep 10, 2016	SOUTHERN	W 66-21	2-3 66.7	0-0 0.0	0-0 0.0	1-2 50.0	1-1 100.0	
Sep 17, 2016	NAVY	L 14-21	3-4 75.0	0-0 0.0	1-1 100.0	2-2 100.0	0-1 0.0	
Sep 24, 2016	UL LAFAYETTE	W 41-39	0-1 0.0	0-1 0.0	0-0 0.0	0-0 0.0	0-0 0.0	0-0 0.0
10/01/16	at Massachusetts	W 31-24	3-5 60.0	1-1 100.0	1-2 50.0	1-1 100.0	0-1 0.0	
	Tulane		9-17 52.9	1-2 50.0	2-4 50.0	4-5 80.0	2-6 33.3	0-0 0.0
	Opponents		3-4 75.0	0-0 0.0	0-0 0.0	0-0 0.0	3-4 75.0	0-0 0.0

Time of Possession

Date	Opponent	Score	Overall	1st Qtr	2nd Qtr	3rd Qtr	4th Qtr	Overtime
Sep 01, 2016	at Wake Forest	L 3-7	34:56	6:41	9:35	8:45	9:55	
Sep 10, 2016	SOUTHERN	W 66-21	33:12	3:42	6:22	13:02	10:06	
Sep 17, 2016	NAVY	L 14-21	28:54	5:56	8:06	8:03	6:49	
Sep 24, 2016	UL LAFAYETTE	W 41-39	28:50	5:21	9:04	9:26	4:59	0:00
10/01/16	at Massachusetts	W 31-24	40:30	11:35	11:10	9:36	8:09	
	Tulane	Total	166:22	33:15	44:17	48:52	39:58	0:00
	Opponents		88:12	22:22	22:22	22:22	22:22	0:00



2016 GAME-BY-GAME STATS

GAME PARTICIPATION							
##	PLAYER	GP-GS	WF	SUBR	NAVY	UL	UMASS
23	ALLEN, Richard	5/5	START	START	START	START	START
89	ARDOIN, Kendall	4/4	...	START	START	START	START
87	ARUNA, Ade	5/5	START	START	START	START	START
3	BADIE, Sherman	2/-	XXX	XXX
29	BERTRAND, Jared	1/-	...	XXX
49	BLOCK, Zachary	5/-	XXX	XXX	XXX	XXX	XXX
55	BOWIE, Eric	5/-	XXX	XXX	XXX	XXX	XXX
11	BRADWELL, D.	2/-	XXX	XXX
1	BRANTLEY, J.	4/2	...	XXX	START	START	XXX
8	BREAUX, Devon	5/5	START	START	START	START	START
73	BROWN, Leeward	5/5	START	START	START	START	START
36	BRYANT, Larry	5/-	XXX	XXX	XXX	XXX	XXX
54	CARROLL, Q.	5/1	XXX	XXX	START	XXX	XXX
14	CUIELLETTE, G.	5/3	START	START	XXX	XXX	START
85	DACE, Larry	4/3	START	START	START	XXX	...
51	DIAZ, Junior	3/3	START	START	START
42	DiROCCO, Andrew	5/-	XXX	XXX	XXX	XXX	XXX
60	EATHERLY, Geron	5/-	XXX	XXX	XXX	XXX	XXX
65	EDWARDS, B.	5/1	XXX	XXX	START	XXX	XXX
5	ENCALADE, T.	5/5	START	START	START	START	START
6	FRANKLIN, J.	5/5	START	START	START	START	START
7	GLENN, Devin	5/-	XXX	XXX	XXX	XXX	XXX
96	GOLUB, Aaron	1/-	...	XXX
35	GRAHAM, L.	5/-	XXX	XXX	XXX	XXX	XXX
82	GREEN, Reed	1/-	...	XXX
16	HALL, P.J.	5/-	XXX	XXX	XXX	XXX	XXX
12	HARPER, Sean	4/-	XXX	XXX	XXX	...	XXX
4	HARPER, Will	5/-	XXX	XXX	XXX	XXX	XXX
40	HARRIS, Zachery	4/3	XXX	START	...	START	START
45	HARVEY, Randy	1/-	...	XXX
26	HILLIARD, D.	5/5	START	START	START	START	START
44	JACKSON, Luke	5/-	XXX	XXX	XXX	XXX	XXX
1J	JACKSON, Tre	2/-	XXX	XXX
78	JACQUET, Todd	5/5	START	START	START	START	START
9	JOHNSON, Chris	5/-	XXX	XXX	XXX	XXX	XXX
74	JOHNSON, Devon	1/-	...	XXX
99	JOHNSON, Tyler	1/-	XXX
84	JONES, Charles	4/1	START	XXX	...	XXX	XXX
90	KENNEDY, Robert	3/2	START	START	XXX
37	KEYES, T.	2/-	...	XXX	...	XXX	...
72	LEGLUE, John	5/5	START	START	START	START	START
21	LEWIS, Donnie	5/5	START	START	START	START	START
24	LEWIS, Eric	2/-	XXX	XXX
32	LOFTON, Stephon	2/-	...	XXX	XXX
62	LOGAN, Steven	1/-	...	XXX
56	MARBLEY, R.J.	4/-	XXX	XXX	XXX	XXX	...
2	MARLEY, Nico	5/5	START	START	START	START	START

2016 DRIVE CHARTS



WEEK 1: AT WAKE FOREST

Team	Qtr	Drive Started			Drive Ended			Consumed	
		Spot	Time	Obtained	Spot	Time	How lost	PI - Yds	TOP
TLN	1st	T25	15:00	Kickoff	W24	10:22	*FIELD GOAL	8 - 51	4:38
TLN		T01	05:31	Punt	T09	03:28	Punt	3 - 8	2:03
TLN	2nd	T24	14:16	Kickoff	W42	08:25	Punt	11 - 34	5:51
TLN		W34	06:58	Punt	W28	04:56	Downs	4 - 6	2:02
TLN		T10	01:45	Punt	T19	00:03	Punt	3 - 9	1:42
TLN	3rd	T17	13:02	Punt	T37	08:53	Punt	8 - 20	4:09
TLN		T21	06:23	Punt	W42	03:23	Punt	6 - 37	3:00
TLN		T44	01:36	Punt	W26	11:45	Missed FG	10 - 30	4:51
TLN	4th	T14	10:17	Punt	W15	04:22	Downs	11 - 71	5:55
TLN		T36	01:35	Punt	T45	00:50	Fumble	8 - 9	0:45

Tulane	1st Qtr	2nd Qtr	3rd Qtr	4th Qtr	1st Half	2nd Half	Total
Time of possession	06:41	09:35	08:45	09:55	16:16	18:40	34:56
3rd down conversions	0-3	2-5	3-5	3-7	2-8	6-12	8-20
Average field position	T13	T33	T27	T25	T25	T26	T25
4th down conversions	0-0	0-1	0-0	1-3	0-1	1-3	1-4

WEEK 2: VS SOUTHERN

Team	Qtr	Drive Started			Drive Ended			Consumed	
		Spot	Time	Obtained	Spot	Time	How lost	PI - Yds	TOP
TLN	1st	S13	13:35	Fumble	S00	13:01	*TOUCHDOWN	2 - 13	0:34
TLN		S31	12:23	Interception	S00	10:19	*TOUCHDOWN	5 - 31	2:04
TLN		S00	06:33	Interception	S00	06:33	*TOUCHDOWN	0 - 0	0:00
TLN		S00	02:15	Kickoff	S00	02:15	*TOUCHDOWN	0 - 0	0:00
TLN		S12	00:51	Punt	S00	14:57	*TOUCHDOWN	3 - 12	0:54
TLN	2nd	T20	12:15	Punt	S00	11:06	*TOUCHDOWN	4 - 80	1:09
TLN		S49	09:04	Punt	S00	06:23	*TOUCHDOWN	4 - 49	2:41
TLN		T20	02:29	Fumble	T46	00:00	End of half	4 - 26	2:29
TLN	3rd	T17	14:50	Kickoff	T20	13:22	Interception	3 - 3	1:28
TLN		T21	13:14	Kickoff	S30	10:56	Downs	5 - 49	2:18
TLN		T24	09:43	Kickoff	S00	07:15	*TOUCHDOWN	6 - 76	2:28
TLN		T41	06:24	Punt	S08	14:50	*FIELD GOAL	14 - 51	6:34
TLN	4th	S31	13:43	Punt	S00	08:50	*TOUCHDOWN	7 - 31	4:53
TLN		T30	05:03	Punt	S25	00:00	End of half	7 - 45	5:03

Tulane	1st Qtr	2nd Qtr	3rd Qtr	4th Qtr	1st Half	2nd Half	Total
Time of possession	03:42	06:22	13:02	10:06	10:04	23:08	33:12
3rd down conversions	1-1	1-1	2-5	1-3	2-2	3-8	5-10
Average field position	S14	T30	T25	T49	S38	T33	T49
4th down conversions	0-0	0-0	1-2	1-1	0-0	2-3	2-3

WEEK 3: VS NAVY

Team	Qtr	Drive Started			Drive Ended			Consumed	
		Spot	Time	Obtained	Spot	Time	How lost	PI - Yds	TOP
TLN	1st	T21	15:00	Kickoff	T20	13:22	Punt	3 - (1)	1:38
TLN		T21	11:03	Punt	N48	06:45	Punt	8 - 31	4:18
TLN	2nd	T25	14:28	Kickoff	N00	10:22	*TOUCHDOWN	8 - 75	4:06
TLN		T36	09:07	Punt	T43	05:58	Punt	7 - 7	3:09
TLN		T17	00:51	Punt	T15	00:00	End of half	2 - (2)	0:51
TLN	3rd	T30	13:15	Fumble	T37	09:45	Punt	7 - 7	3:30
TLN		T24	04:46	Kickoff	N00	00:19	*TOUCHDOWN	9 - 76	4:27
TLN	4th	T20	14:27	Punt	T18	13:05	Punt	3 - (2)	1:22
TLN		T34	12:13	Fumble	N27	07:39	Missed FG	9 - 39	4:34
TLN		T22	02:51	Kickoff	T17	02:04	Downs	4 - (5)	0:47

Tulane	1st Qtr	2nd Qtr	3rd Qtr	4th Qtr	1st Half	2nd Half	Total
Time of possession	05:56	08:06	08:03	06:49	14:02	14:52	28:54
3rd down conversions	1-3	0-2	0-3	1-4	1-5	1-7	2-12
Average field position	T21	T26	T27	T25	T24	T26	T25
4th down conversions	0-0	1-1	2-2	0-1	1-1	2-3	3-4



WEEK 4: VS UL LAFAYETTE

Team	Qtr	Spot	Drive Started		Spot	Time	Drive Ended		Consumed	
			Time	Obtained			How lost		PI - Yds	TOP
TLN	1st	U25	10:40	Fumble	U16	08:53	Downs		4 - 9	1:47
TLN		T20	05:11	Kickoff	T45	01:42	Punt		6 - 25	3:29
TLN	2nd	T25	12:22	Kickoff	T28	12:22	Punt		3 - 3	0:00
TLN		U13	11:41	Interception	U06	10:16	*FIELD GOAL		4 - 7	1:25
TLN		T34	09:20	Punt	T48	07:08	Punt		5 - 14	2:12
TLN		U12	05:59	Interception	U18	04:16	*FIELD GOAL		4 - (6)	1:43
TLN		T45	03:31	Punt	U47	02:11	Punt		3 - 8	1:20
TLN		T35	01:14	Punt	U47	00:16	Interception		4 - 18	0:58
TLN	3rd	T25	15:00	Kickoff	T41	12:57	Punt		4 - 16	2:03
TLN		T32	11:30	Punt	T40	10:24	Punt		3 - 8	1:06
TLN		U06	10:24	Fumble	U03	08:23	*FIELD GOAL		4 - 3	2:01
TLN		T25	07:01	Punt	T12	04:56	Punt		3 - (13)	2:05
TLN		T25	03:18	Kickoff	U00	01:07	*TOUCHDOWN		5 - 75	2:11
TLN	4th	T13	13:38	Punt	T17	11:58	Punt		3 - 4	1:40
TLN		T25	05:55	Kickoff	T29	04:57	Punt		3 - 4	0:58
TLN		T19	03:47	Punt	T26	02:26	Punt		3 - 7	1:21
TLN		T20	01:09	Punt	T45	00:09	Punt		5 - 25	1:00
TLN	OT	U25	15:00	Possession	U00	15:00	*TOUCHDOWN		1 - 25	0:00
TLN		U25	15:00	Possession	U00	15:00	*TOUCHDOWN		1 - 25	0:00
TLN		U25	15:00	Possession	U31	15:00	*FIELD GOAL		6 - (6)	0:00
TLN		U25	15:00	Possession	U00	15:00	*TOUCHDOWN		4 - 25	0:00

Tulane	1st Qtr	2nd Qtr	3rd Qtr	4th Qtr	1st Half	2nd Half	Total
Time of possession	05:21	09:04	09:26	04:59	14:25	14:25	28:50
3rd down conversions	0-2	0-5	0-4	0-4	0-7	0-8	0-16
Average field position	T47	U48	T40	T19	U49	T30	T40
4th down conversions	0-1	0-0	0-0	0-0	0-1	0-0	0-1

WEEK 5: AT UMASS

Team	Qtr	Spot	Drive Started		Spot	Time	Drive Ended		Consumed	
			Time	Obtained			How lost		PI - Yds	TOP
TLN	1st	T37	15:00	Kickoff	T35	12:32	Punt		3 - (2)	2:28
TLN		T15	11:20	Kickoff	T12	11:20	Fumble		0 - (3)	0:00
TLN		T25	11:06	Kickoff	M00	06:37	*TOUCHDOWN		10 - 75	4:29
TLN		T10	04:38	Punt	M05	11:06	*FIELD GOAL		20 - 85	8:32
TLN	2nd	T21	09:48	Interception	M34	05:23	Punt		8 - 45	4:25
TLN		M44	03:19	Punt	M36	01:27	Downs		4 - 8	1:52
TLN		T24	00:59	Punt	T46	00:00	End of half		5 - 22	0:59
TLN	3rd	M38	14:35	Fumble	M00	14:08	*TOUCHDOWN		2 - 38	0:27
TLN		T16	10:29	Punt	M00	06:54	*TOUCHDOWN		7 - 84	3:35
TLN		T30	05:34	Punt	M28	12:52	Punt		12 - 42	7:42
TLN	4th	T25	09:37	Kickoff	M00	05:32	*TOUCHDOWN		8 - 75	4:05
TLN		T25	02:45	Kickoff	T27	02:18	Punt		3 - 2	0:27
TLN		M39	01:29	Downs	T50	00:00	Downs		4 - (11)	1:29

Tulane	1st Qtr	2nd Qtr	3rd Qtr	4th Qtr	1st Half	2nd Half	Total
Time of possession	11:35	11:10	09:36	08:09	22:45	17:45	40:30
3rd down conversions	3-5	1-6	0-2	1-4	4-11	1-6	5-17
Average field position	T24	T33	T36	T37	T28	T36	T32
4th down conversions	1-1	1-2	1-1	0-1	2-3	1-2	3-5



2016 RED ZONE POSSESSIONS

Tulane Inside Opponent Red-Zone

Date	Opponent	Score	Times		Total	Rush	Pass	FGs	Failed to score inside RZ						
			In RZ	Scored	Pts	TDs	TDs	TDs	Made	FGA	Down	Int	Fumb	Half	Game
Sep 01, 2016	at Wake Forest	L 3-7	2	0	0	0	0	0	0	1	1	0	0	0	0
Sep 10, 2016	SOUTHERN	W 66-21	8	8	52	7	7	0	1	0	0	0	0	0	0
Sep 17, 2016	NAVY	L 14-21	1	1	7	1	1	0	0	0	0	0	0	0	0
Sep 24, 2016	UL LAFAYETTE	W 41-39	6	5	20	1	0	1	4	0	1	0	0	0	0
10/01/16	at Massachusetts	W 31-24	4	4	24	3	3	0	1	0	0	0	0	0	0
Totals			21	18	103	12	11	1	6	1	2	0	0	0	0
18 of 21 (85.7%)															

Opponents Inside Tulane Red-Zone

Date	Opponent	Score	Times		Total	Rush	Pass	FGs	Failed to score inside RZ						
			In RZ	Scored	Pts	TDs	TDs	TDs	Made	FGA	Down	Int	Fumb	Half	Game
Sep 01, 2016	at Wake Forest	L 3-7	1	1	7	1	1	0	0	0	0	0	0	0	0
Sep 10, 2016	SOUTHERN	W 66-21	1	1	7	1	0	1	0	0	0	0	0	0	0
Sep 17, 2016	NAVY	L 14-21	4	3	21	3	3	0	0	0	0	0	0	1	0
Sep 24, 2016	UL LAFAYETTE	W 41-39	6	6	30	3	2	1	3	0	0	0	0	0	0
10/01/16	at Massachusetts	W 31-24	4	4	24	3	1	2	1	0	0	0	0	0	0
Totals			16	15	89	11	7	4	4	0	0	0	0	1	0
15 of 16 (93.8%)															



2016 TURNOVERS

Tulane-Forced Turnovers

Game 1 • Wake Forest

Aquired	Ensuing Drive	Result
None		

Game 2 • Southern

Aquired	Ensuing Drive	Result
Aruna FF, Smart FR	2 plays, 13 yards, 0:34	Touchdown
Marley INT	5 plays, 31 yards, 2:04	Touchdown
Nickerson INT	Returned 96 yards	Touchdown
Allen FF	4 plays, 26 yards, 2:29	End of Half

Game 3 • Navy

Aquired	Ensuing Drive	Result
Franklin FF, Aruna FR	7 plays, 7 yards, 3:30	Punt
Woullard FR	9 plays, 39 yards, 4:34	Missed FG

Game 4 • UL Lafayette

Aquired	Ensuing Drive	Result
Marley FF, Woullard FR	4 plays, 9 yards, 1:47	Downs
Nickerson INT	4 plays, 7 yards, 1:25	Field Goal
Lewis INT	4 plays, -6 yards, 1:43	Field Goal
Allen FR	4 plays, 3 yards, 2:01	Field Goal

Game 5 • UMass

Aquired	Ensuing Drive	Result
Franklin INT	8 plays, 45 yards, 4:25	Punt
Smart FF, Franklin FR	2 plays, 38 yards, 0:27	Touchdown

Season Totals: 12 Forced Turnovers – 4 TDs, 3 Field Goals, 1 Missed FG
2 Punts, 1 Turnover, 1 End of Half

Opponent-Forced Turnovers

Game 1 • Wake Forest

Aquired	Ensuing Drive	Result
Jackson FF, Lewinson FR	2 plays - kneel down	End of game

Game 2 • Southern

Aquired	Ensuing Drive	Result
Johnson INT	Returned 28 yards	Touchdown

Game 3 • Navy

Aquired	Ensuing Drive	Result
None		

Game 4 • UL Lafayette

Aquired	Ensuing Drive	Result
Walker INT	3 plays, 6 yards, 0:16	End of Half

Game 5 • UMass

Aquired	Ensuing Drive	Result
Bailey-Smith FF & FR	1 play, 12 yards, 0:14	Touchdown

Season Totals: 4 Forced Turnovers – 2 TDs, 0 Field Goals,
0 Punts, 0 Turnovers, 1 End of Half, 1 End of Game



THE LAST TIME

THE TULANE TEAM...

Scored 90+ Points 95 vs UL Lafayette, 10/12/1912
 Scored 80+ Points 84 vs Mississippi College, 10/9/1937
 Scored 70+ Points 72 vs UL Lafayette, 10/31/1998
 Scored 60+ Points 66 vs Southern, 9/10/2016
 Scored 50+ Points 66 vs Southern, 9/10/2016
 Scored 40+ Points 41 vs UL Lafayette, 9/24/2016
 Back-To-Back 40+ Games 55 vs UAB, 10/27/2012
 47 vs Rice, 11/3/2012
 Three Straight 40+ Games 48 vs Houston, 11/21/1998
 63 vs Louisiana Tech, 11/26/1998
 41 vs BYU (Liberty Bowl), 12/31/1998
 Four Straight 40+ Games 49 at Army, 11/14/1998
 48 vs Houston, 11/21/1998
 63 vs Louisiana Tech, 11/26/1998
 41 vs BYU (Liberty Bowl), 12/31/1998
 Had 30+ First Downs 35 vs Army, 10/28/2006
 Had 25+ First Downs 27 at UMass, 10/1/2016
 Had 20+ First Downs 27 at UMass, 10/1/2016
 Allowed 10 Or Fewer 1st Downs 10 at Wake Forest, 9/1/2016
 Allowed 15 Or Fewer 1st Downs 13 vs. Southern, 9/10/2016
 Allowed 20 or Fewer 1st Downs 16 at UMass, 10/1/2016
 Rushed for 600+ Yards 638 vs Mississippi College, 10/9/1937
 Rushed For 500+ Yards 504 vs Clemson, 11/18/1944
 Rushed For 400+ Yards 437 vs Southern, 9/10/2016
 Rushed For 300+ Yards 437 vs Southern, 9/10/2016
 Rushed For 200+ Yards 280 at UMass, 10/1/2016
 Allowed 25 Or Fewer Rushing Yards -35 vs UCF, 10/3/2015
 Allowed 50 Or Fewer Rushing Yards 41 vs Tulsa, 11/27/2015
 Allowed 99 Or Fewer Rushing Yards 54 vs Southern, 9/10/2016
 Passed For 400+ Yards 476 vs Rice, 11/3/2012
 Passed For 300+ Yards 343 vs Tulsa, 11/27/2015
 Passed For 250+ Yards 343 vs Tulsa, 11/27/2015
 Allowed 25 Or Fewer Passing Yards 15 vs Georgia Tech, 9/6/2014
 Allowed 50 Or Fewer Passing Yards 15 vs Georgia Tech, 9/6/2014
 Allowed 100 Or Fewer Passing Yards 59 vs Navy, 9/17/2016
 Allowed 150 Or Fewer Passing Yards 59 vs Navy, 9/17/2016
 Rushed/Passed For 200+ Yards.. 205 Rush/292 Pass vs. Maine, 9/19/2015
 Had Two Players With 100+ Rushing Yards vs Southern, 9/10/2016
 Jonathan Brantley 119, Dontrell Hilliard 103
 Had Two Players With 100+ Receiving Yards vs UAB, 10/27/2012
 Ryan Grant 184/Xavier Rush 126
 Had 100+ Rusher And 100+ Receiver vs. Maine, 9/19/2015
 Dontrell Hillard 117 Rush/Sherman Badie 118 Receive
 Had 150+ Rusher And 150+ Receiver vs McNeese State, 9/26/2009
 André Anderson 199 rush/Jeremy Williams 22 rec
 Had 100+ Rusher And 300+ Passer vs Rice, 11/13/2010
 Orleans Darkwa 113 rush/Ryan Griffin 314 Pass
 Had 100+ Rusher, 100+ Receiver And 300+ Passer vs Rice, 11/13/2010
 Orleans Darkwa 113 rush/Ryan Grant 140 rec/Ryan Griffin 314 Pass
 Had Three RBs Rush for Touchdowns at UMass, 10/1/2016
 Dontrell Hillard (1) , Josh Rounds (1), Lazedrick Thompson (1)
 Had Three RBs Rush for 2+ Touchdowns vs. Southern, 9/10/2016
 Dontrell Hillard (3) , Josh Rounds (2), Lazedrick Thompson (2)
 Had 700+ Yards Total Offense 706 vs UL Lafayette, 10/31/1998
 Had 600+ Yards Total Offense 619 vs UAB, 10/27/2012
 Had 500+ Yards Total Offense 530 vs Tulsa, 11/27/2015
 Had 400+ Yards Total Offense 448 at UMass, 10/1/2016
 Had 350+ Yards Total Offense 448 at UMass, 10/1/2016
 Allowed 150 Or Fewer Yards Total Offense 140 vs. UConn, 11/7/2015
 Allowed 200 Or Fewer Yards Total Offense 140 vs. UConn, 11/7/2015
 Allowed 250 Or Fewer Yards Total Offense 140 vs. UConn, 11/7/2015
 Allowed 300 Or Fewer Yards Total Offense 140 vs. UConn, 11/7/2015
 Won In Overtime 41-39 (4OT) vs UL Lafayette, 9/24/2016
 Lost In Overtime 38-31 (2ot) at Tulsa, 8/28/2014
 Played To A Tie 10-10 vs Miami (Fla.), 11/5/1966
 Had A 90+ Yard Running Play at Tulsa, 8/28/2014
 Sherman Badie 90 yds {td}
 Had An 80+ Yard Running Play vs. Maine, 9/19/2015
 Dontrell Hilliard 85 yds {td}
 Had A 70+ Yard Running Play vs. Maine, 9/19/2015
 Dontrell Hilliard 85 yds {td}
 Had A 60+ Yard Running Play vs. Southern, 9/10/2016
 Johnathan Brantley 63 yards
 Had A 50+ Yard Running Play vs. Southern, 9/10/2016
 Johnathan Brantley 63 yards
 Had A 90+ Yard Passing Play at Army, 11/14/2015
 Teddy Veal 90 yards from Tanner Lee {td}

Had An 80+ Yard Passing Play at Army, 11/14/2015
 Teddy Veal 90 yards from Tanner Lee {td}
 Had A 70+ Yard Passing Play at Army, 11/14/2015
 Teddy Veal 90 yards from Tanner Lee {td}
 Had A 60+ Yard Passing Play vs Tulsa, 11/27/2015
 Dontrell Hilliard 66 yards from Jordy Joseph {td}
 Had A 50+ Yard Passing Play vs Tulsa, 11/27/2015
 Dontrell Hilliard 66 yards from Jordy Joseph {td}
 Had Two Drives of 90+ Yards vs. Maine, 9/19/2015
 6 Plays for 90 Yards, 12 Plays for 94 Yards
 Had 100+ Tackles 106 (37 solo/74 asst) at Houston, 9/25/2010
 Had 90+ Tackles 93 (65 solo/28 asst) vs UL Lafayette, 9/24/2016
 Had 8+ Sacks 9 at SMU, 9/24/2005
 Had 7+ Sacks 7 vs UCF, 10/3/2015
 Had 15+ Tackles For Loss 15 vs East Carolina, 10/12/2013
 Had 10+ Tackles For Loss 11 vs UL Lafayette, 9/24/2016
 Forced 5 Fumbles vs Mississippi State, 9/13/2003
 Forced 4 Fumbles vs Jackson State, 8/29/2013
 Had 4 Fumble Recoveries vs Army, 11/16/2002
 Had 3 Fumble Recoveries at ULM, 9/28/2013
 Had 10+ Pass Break-Ups 16 at Louisiana Tech, 9/12/2013
 Had 8+ Pass Break-Ups 8 vs Tulsa 11/27/2015
 Had 5+ Interceptions 5 at Army, 9/20/2003
 Had 4+ Interceptions 4 at Houston, 10/8/2014
 Had 3+ Interceptions 3 vs UCF, 10/3/2015
 Forced 8 Total Turnovers 8 (3 FR/5 INT) at Army, 9/20/2003
 Forced 5+ Total Turnovers 5 (3 INT/2 FR) vs UCF, 10/3/2015
 Forced 4+ Total Turnovers 4 (2 INT/2 FR) vs UL Lafayette, 9/24/2016
 Scored A Safety vs UConn, 10/11/2014
 Tyler Gilbert, Royce LaFrance tackle in the endzone
 Allowed A Safety 2 at Memphis, 10/31/2015
 snap into endzone on a punt attempt, fell on by Peter Picerelli
 Intentionally grounding in endzone by Jordy Joseph
 Returned An Interception For TD vs Southern, 9/10/2016
 Parry Nickerson 96 yards
 Allowed An Interception Return For TD vs Southern, 9/10/2016
 Danny Johnson 28 yards
 Returned A Fumble For TD at Army, 11/14/2015
 Parry Nickerson, 48 yds
 Allowed A Fumble Return For TD at Houston, 11/8/2014
 Adrian McDonald recovery in the endzone
 Returned A Punt Return For TD vs. Houston, 10/17/2015
 Demarcus Ayers, 73 yds
 Allowed A Punt Return For TD at ULM, 9/28/2013
 Rashon Ceaser 88 yds



THE LAST TIME

Returned A Kickoff For TDvs Southern, 9/10/2016
Sherman Badie 86 yards

Allowed A Kickoff Return For TDvs. Duke, 9/3/2014
DeVon Edwards, 95 yds

Blocked A Puntvs Southern, 9/10/2016
Jarrod Franklin

Allowed A Blocked Punt.....vs UL Lafayette, 9/24/2016
Team block, T.J. Posey returns 2 yards to Tulane 4-yard line

Blocked A Punt For TDat East Carolina, 10/9/2004
Bubba Terranova block, Gabe Ratcliff recovery in endzone

Allowed A Blocked Punt For TD.....at Army, 11/14/2015
Kenneth Brinson 22 yards for TD

Blocked A Field Goalvs. UConn, 11/7/2015, Parry Nickerson

Allowed A Blocked Field Goal.....at SMU, 11/21/2015, Zach Wood

Blocked A Field Goal For TDvs North Texas, 10/5/2013
Darion Monroe block, Derrick Strozier 62 yds

Allowed A Blocked Field Goal For TD.....at SMU, 11/21/2015
Zach Wood block, RC Cox 66 yds

Blocked A PATvs Memphis, 10/22/2011; Derrick Strozier

Allowed A Blocked PAT.....at Memphis, 10/31/2015, Jackson Dillon

Executed An On-Side Kick .. vs Tulsa, 11/3/2007; Travis Burks recovery

Allowed An On-Side Kick.....at Houston, 11/8/2014

Scored A 2-Point Conversion.....vs UL Lafayette, 9/24/2016
Glen Cuiellette pass to Kendall Ardoin

Allowed A 2-Point Conversionvs Navy, 9/17/2016
Will Worth pass to Toneo Gulley

Returned Blocked PAT For Score.....vs Memphis, 10/25/2003
Anthony Cannon block, Jeremy Foreman return

Successfully Faked A Field Goalvs LSU, 11/23/1996
Adam Moorhead 8 yd run

Successfully Faked A Puntvs. UConn, 11/7/2015
Rob Kelley takes snap for two-yard run

Missed A PAT.....at Memphis, 10/31/2015; Andrew DiRocco

Shutout An Opponent56-0 vs UL-Lafayette, 11/1/1997

Was Shutout39-0 vs Ole Miss, 9/22/2012

Held Opponent Without A TDW 12-3 vs UConn, 10/11/2014

Failed To Score A TDL, 7-3 vs. UConn, 11/7/2015

Neither Team Scored A TDL 9-6 vs Penn State (Liberty Bowl),
12/22/1979

Scored Two TDs Via Interception Returnat UAB, 9/17/2011
Trent Mackey 39 yds, Derrick Strozier 55 yds

Scored Two TDs Via Blocked Punt.....at LSU, 11/25/1978
Jeff Roberts and Gary Brown, both recovered in endzone

Scored Three TDs Via Returnvs Southern Miss, 10/26/1996
Jeff Ligon KOR, Derrick Singleton FR & INT

Blocked Two Puntsvs Southeastern Louisiana, 9/3/2011
Matthew Bailey – twice

Blocked Two Kicks.....vs UL Lafayette, 10/7/2000
Roxie Shelvin PAT, Adrian Mitchell FG

A TULANE PLAYER...

Ran For 300+ Yards342 by Matt Forté at SMU, 10/20/2007

Ran For 250+ Yards255 by André Anderson vs UTEP, 10/11/2008

Ran For 200+ Yards215 by Sherman Badie at Tulsa, 8/28/2014

Ran For 150+ Yards215 by Sherman Badie at Tulsa, 8/28/2014

Ran For 100+ Yards
.....119 by Johnathan Brantley vs. Southern, 9/10/2016
.....103 by Dontrell Hilliard vs Southern, 9/10/2016

Ran For 5+ TDs.....5 by Matt Forté at Rice, 11/17/2007

Ran For 4+ TDs.....4 by André Anderson vs McNeese State, 9/26/2009

Ran For 3+ TDs.....3 by Dontrell Hilliard vs Southernn, 9/10/2016

Ran 40+ Times44 by Matt Forté vs Memphis, 10/27/2007

Ran 30+ Times36 by André Anderson vs SMU, 9/25/2008

Ran 20+ Times22 by Dontrell Hilliard at UMass, 10/1/2016

Ran For 100+ Yards In Consecutive GamesOrleans Darkwa
103 at UTSA on 11/9/13, 137 vs UTEP, 11/23/2013

Ran For 200+ Yards In Consecutive GamesMatt Forté
In 4 Straight From 10/6 – 10/27/2007

Completed 35+ Passes ...36 by Ryan Griffin vs East Carolina, 11/17/12

Completed 30+ Passes36 by Ryan Griffin at Houston, 11/24/12

Completed 25+ Passes .25 by Tanner Lee at East Carolina, 11/22/2014

Completed 20+ Passes23 by Jordy Joseph vs Tulsa 11/27/2015

Attempted 60+ Passes66 by Ryan Griffin at Houston, 11/24/2012

Attempted 50+ Passes57 by Ryan Griffin vs East Carolina, 11/17/12

Attempted 40+ Passes41 by Jordy Joseph vs Tulsa 11/27/2015

Passed For 400+476 by Ryan Griffin vs Rice, 11/3/2012

Passed For 350+ Yards476 by Ryan Griffin vs Rice, 11/3/2012

Passed For 300+ Yards343 by Jordy Joseph vs Tulsa 11/27/2015

Passed For 6+ Touchdowns6 by Lester Ricard vs UAB, 10/23/2004

Passed For 5+ Touchdowns5 by Ryan Griffin vs UAB, 10/27/2012

Passes For 4+ Touchdowns4 by Glen Cuiellette
vs UL Lafayette 9/24/2016

Passed For 3+ Touchdowns4 by Glen Cuiellette
vs UL Lafayette 9/24/2016

Caught 15+ Passes15 by JaJuan Dawson vs Ole Miss, 10/9/1999

Caught 10+ Passes14 by Ryan Grant vs South Alabama, 9/7/13

Had 250+ Receiving Yards217 by Jerome McIntosh
vs Vanderbilt, 11/18/1989

Had 200+ Receiving Yards222 by Jeremy Williams
vs McNeese State, 9/26/2009



THE LAST TIME

Had 150+ Receiving Yards 187 by Ryan Grant
vs South Alabama, 9/7/13

Caught Passes For 100+ Yards..... 125 by Terren Encalade
at UMass, 10/1/2016

Had 100+ Receiving Yds in Consecutive Games.. 2 by Terren Encalade
in 2016 - 103 vs ULL (9/24); 125 at UMass (10/1)

Caught 3+ TD Passes 3 Terren Encalade vs UL Lafayette, 9/24/2016

Caught 2+ TD Passes 3 Terren Encalade vs UL Lafayette, 9/24/2016

Had 300+ All-Purpose Yards . 324 (139 rec/145 ret) by Jeremy Williams
vs UTEP, 11/7/2009

Had 250+ All-Purpose Yards 285 (255 rush/30 rec)
by André Anderson at UTEP, 10/11/2008

Had 200+ All-Purpose Yards 221 (215 rush/6 rec/0 ret)
by Sherman Badie at Tulsa, 8/28/2014

Had 450+ Yards Total Offense..... 465 (-11 rush/476 pass)
by Ryan Griffin vs Rice, 11/3/2012

Had 400+ Yards Total Offense..... 410 (67 rush/343 pass)
by Jordy Joseph vs Tulsa 11/27/2015

Had 350+ Yards Total Offense..... 410 (67 rush/343 pass)
by Jordy Joseph vs Tulsa 11/27/2015

Scored 5+ Total TDs..... 5 (all rush)

Scored 4+ Total TDs..... 4 (all pass)
by Glen Cuiellette vs UL Lafayette, 9/24/2016

Scored 3+ Total TDs..... 4 (all pass)
by Glen Cuiellette vs UL Lafayette, 9/24/2016

Scored Rushing & Receiving TD..... Dontrell Hilliard (1 rush/1 rec)
at Houston, 11/8/2014

Threw TD Pass & Scored Rushing TD Ryan Griffin (3 pass/1 rush)
vs UTEP, 11/7/2009

Scored 2 TD Via Interception ReturnErnest Crouch vs SMU, 10/27/1945

Scored 2 Total Defensive TDsDerrick Singleton (FR/INT)
vs Southern Miss, 10/26/1996

Had 20+ Tackles 22 (15 solo/7 asst) by Jerry Phillips
at Army, 11/14/1998

Had 15+ Tackles 15 (13 solo/2 asst) by Nico Marley
at Duke, 9/3/2015

Had 10+ Tackles 11 (5 solo/6 asst) by Nico Marley
vs UL Lafayette, 9/24/2016

Had 3+ Sacks 3.0 by Royce LaFrance vs UCF, 10/3/2015

Had 2+ Sacks 2.0 by Quinlan Carroll vs UL Lafayette, 9/24/2016

Had 4+ TFL..... 4.0 by Royce LaFrance vs UCF, 10/3/2015

Had 3+ TFL..... 3.0 by Nico Marley & Taniel Smart vs UL Lafayette,
9/24/2016

Had 3+ Interceptions 4 by Jimmy Glisson vs Virginia, 11/19/1949

Had 2+ Interceptions 2 by Parry Nickerson at Houston, 11/8/2014

Had 4+ Pass Break-Ups.. 4 by Sam Scofield at Louisiana Tech, 9/12/13

Had 3+ Pass Break-Ups... 3 by Parry Nickerson at Wake Forest, 9/1/16

Made 5+ Field Goals 5 by Cairo Santos vs East Carolina, 10/12/13

Made 4+ Field Goals 4 by Andrew DiRocco
vs UL Lafayette, 9/24/2016

Made 3+ Field Goals 4 by Andrew DiRocco
vs UL Lafayette, 9/24/2016

Had A 50+Yard Field Goal 56 by Cairo Santos at ULM, 9/28/13

Had An 80+ Yard Punt 83 by Casey Roussel vs East Carolina,
10/23/1999

Had A 70+ Yard Punt 70 by Peter Picerelli at Tulsa, 9/8/2012

Had A 60+ Yard Punt 61 by Peter Picerelli at UCF, 10/18/2014

AN OPPOSING TEAM...

Scored 70+ Points 73 vs Houston, 11/10/11

Scored 60+ Points 65 at Georgia Tech, 9/12/2015

Scored 50+ Points 65 at Georgia Tech, 9/12/2015

Scored 40+ Points 49 at Temple, 10/10/2015

Had 30+ First Downs..... 32 at Memphis, 10/31/2015

Had 25+ First Downs..... 32 at Memphis, 10/31/2015

Had 20+ First Downs..... 20 vs UL Lafayette 9/24/2016

Allowed 10 Or Fewer 1st Downs 9 vs. UConn, 11/7/2015

Allowed 15 Or Fewer 1st Downs 14 vs UL Lafayette, 9/24/2016

Allowed 20 or Fewer 1st Downs 14 vs UL Lafayette, 9/24/2016

Rushed For 500+ Yards..... 519 at SMU, 9/11/1982

Rushed For 400+ Yards..... 439 at Georgia Tech, 9/12/2015

Rushed For 300+ Yards..... 323 at SMU, 11/21/2015

Rushed For 200+ Yards..... 287 vs Navy, 9/17/2016

Allowed 25 Or Fewer Rushing Yards..... 8 at Temple, 10/10/2015

Allowed 50 Or Fewer Rushing Yards..... 34 vs. UConn, 11/7/2015

Allowed 99 Or Fewer Rushing Yards..... 34 vs. UConn, 11/7/2015

Passed For 400+ Yards 438 at Tulsa, 8/28/2014

Passed For 300+ Yards 367 vs Tulsa 11/27/2015

Allowed 50 Or Fewer Passing Yards 21 vs Navy, 9/17/2016

Allowed 100 Or Fewer Passing Yards 21 vs Navy, 9/17/2016

Allowed 150 Or Fewer Passing Yards 21 vs Navy, 9/17/2016

Rushed/Passed For 200+ Yards.....
vs. Houston, 10/17/2015(239 Rush/222 Pass)

Had Two Players With 100+ Rushing Yards..... at SMU, 11/21/2015
Matt Davis 156/Xavier Jones 117

Had Three Players With 100+ Rushing Yardsvs BYU, 8/25/2001
Luke Staley 142/Brandon Doman 115/Brian McDonald 103

Had Two Players With 100+ Receiving Yards vs UCF, 10/3/2015
D'erren Wilson 114/Chris Johnson 113

Had Three Players With 100+ Receiving Yardsvs Louisville, 10/17/1998
Lavell Boyd 146/Arnold Jackson 132/Charles Sheffield 103

Had 100+ Rusher And 100+ Receiver.....at Houston, 11/24/2012
Ryan Jackson 129 rush/Dewayne Peace 101 rec

Had 150+ Rusher And 150+ Receiver..... vs SMU, 10/30/2010
Zach Line 177 rush/Aldrick Robinson 182 rec

Had 100+ Rusher And 300+ Passer.....at Houston, 11/24/2012
Ryan Jackson 129 rush/Crawford Jones 368 pass

Had 100+ Rusher, 100+ Receiver
And 300+ Passer.....at Houston, 11/24/2012
Ryan Jackson 129 rush/Dewayne Peace 101 rec/
Crawford Jones 368 pass

Had 700+ Yards Total Offense..... 735 vs Houston, 11/10/2011

Had 600+ Yards Total Offense..... 622 vs UAB, 10/27/2012

Had 500+ Yards Total Offense..... 518 at SMU, 11/21/2015

Had 400+ Yards Total Offense..... 408 vs Tulsa 11/27/2015

Had 350+ Yards Total Offense..... 377 vs UL Lafayette 9/24/2016

Allowed 150 Or Fewer Yards Total Offense... 140 vs. UConn, 11/7/2015



THE LAST TIME

Allowed 200 Or Fewer Yards Total Offense... 140 vs. UConn, 11/7/2015

Allowed 250 Or Fewer Yards Total Offense... 140 vs. UConn, 11/7/2015

Allowed 300 Or Fewer Yards Total Offense.....261 vs Navy, 9/1/2016

Had A 90+ Yard Running Play at Rutgers, 10/2/2010
Mohamed Sanu 91 yds {td}

Had An 80+ Yard Running Play at Rutgers, 10/2/2010
Mohamed Sanu 91 yds {td}

Had A 70+ Yard Running Play vs Houston, 11/24/2012
Ryan Jakson 72 yds {td}

Had A 60+ Yard Running Play at SMU, 11/21/2015
Matt Davis, 65 yds

Had A 50+ Yard Running Play at SMU, 11/21/2015
Matt Davis, 65 yds

Had A 90+ Yard Passing Play..... at Rutgers, 9/27/2014
Andrew Turzilli 93 yds from Gary Nova {td}

Had An 80+ Yard Passing Play..... at Rutgers, 9/27/2014
Andrew Turzilli 93 yds from Gary Nova {td}

Had A 70+ Yard Passing Play.....vs Temple, 12/6/2014
Jahad Thomas 75 yds from P.J. Walker

Had A 60+ Yard Passing Play..... vs UCF, 10/3/2015
Chris Johnson 62 yds from Bo Schneider

Had A 50+ Yard Passing Play..... vs UCF, 10/3/2015
Chris Johnson 62 yds from Bo Schneider

Had 100+ Tackles..... 107 (27 solo/80 asst) at UMass, 10/1/2016

Had 90+ Tackles..... 107 (27 solo/80 asst) at UMass, 10/1/2016

Had 8+ Sacks 8 at Tulsa, 9/8/2012

Had 7+ Sacks 8 at Tulsa, 9/8/2012

Had 15+ Tackles For Loss 15 at TCU, 11/9/2002

Had 10+ Tackles For Loss 11 at Louisiana Tech, 9/12/13

Forced 5+ Fumbles 6 at Southern Miss, 10/24/2009

Forced 4+ Fumbles 4 vs Army, 10/9/2010

Had 4 Fumble Recoveries at Houston, 9/7/2002

Had 3 Fumble Recoveries at Louisiana Tech, 9/12/2013

Had 10+ Pass Break-Ups..... 13 at Houston, 11/24/2012

Had 8+ Pass Break-Ups..... 8 vs Temple, 12/6/2014

Had 5+ Interceptions 5 at Navy, 11/13/1999

Had 4+ Interceptions 4 at Duke, 9/20/2014

Had 3+ Interceptions 3 vs Memphis, 11/15/2014

Forced 5+ Total Turnovers..... 5 (3 INT, 2 FR) vs Memphis, 11/15/2014

Forced 4+ Total Turnovers..... 5 (3 INT, 2 FR) vs Memphis, 11/15/2014

Scored Two Defensive TDs vs Tulsa 11/27/2015
Craig Suits (Int. 28 yards), Kolton Shindelar (Int. 66 yards)

Scored Two TDs Via Interception Return vs Tulsa 11/27/2015
Craig Suits (28 yards), Kolton Shindelar (66 yards)

Scored Two TDs Via Punt Return..... vs Houston, 11/10/2011
(Patrick Edwards, Damian Payne)

Blocked Two Punts at Syracuse, 9/21/2013
(Durrell Eskridge, Erik Crume)

Blocked Two Kicks..... vs Army, 10/28/2006
(Tony Fusco 2 PATs, Victor Ugenyi PAT)

Recorded two safeties at Memphis, 10/31/2015

AN OPPOSING PLAYER...

Ran For 300+ Yards323 by Tarrion Adams of Tulsa, 11/22/2008

Ran For 250+ Yards323 by Tarrion Adams of Tulsa, 11/22/2008

Ran For 200+ Yards207 by Charles Sims of Houston, 11/10/2011

Ran For 150+ Yards 156 by Matt Davis of SMU, 11/21/2015

Ran For 100+ Yards 111 by Will Worth of Navy, 9/17/2016

Ran For 5+ TDs..... 5 by Tony Jefferey of TCU, 9/13/1986

Ran For 4+ TDs..... 4 by Bryce Beall of Houston, 9/25/2010

Ran For 3+ TDs..... 3 Xavier Jones of SMU, 11/21/2015

Ran For 2+ TDs..... 2 by Elijah McGuire of UL Lafayette, 9/24/2016

Ran 40+ Times44 by Chris McCoy of Navy, 11/16/1996

Ran 30+ Times 38 by Elijah McGuire of UL Lafayette, 9/24/2016

Ran 20+ Times 38 by Elijah McGuire of UL Lafayette, 9/24/2016

Completed 40+ Passes41 by Shane Carden of East Carolina,
10/12/2013

Completed 35+ Passes 41 by Shane Carden of East Carolina,
10/12/2013

Completed 30+ Passes 32 by Dane Evans of Tulsa 11/27/2015

Completed 25+ Passes 32 by Dane Evans of Tulsa 11/27/2015

Completed 20+ Passes 32 by Dane Evans of Tulsa 11/27/2015

Attempted 50+ Passes 53 by Dane Evans of Tulsa, 8/28/2014

Attempted 40+ Passes42 by Paxton Lynch of Memphis, 10/31/2015

Passed For 450+ Yards 480 by Shane Carden of East Carolina,
10/12/13

Passed For 400+ Yards 438 by Dane Evans of Tulsa, 8/28/2014

Passed For 350+ Yards 367 by Dane Evans of Tulsa 11/27/2015

Passed For 300+ Yards 367 by Dane Evans of Tulsa 11/27/2015

Passes For 4+ Touchdowns 4 by Gary Nova of Rutgers, 9/27/2014

Passed For 3+ Touchdowns 3 by Dane Evans of Tulsa 11/27/2015

Caught 15+ Passes 15 by Keyarris Garrett of Tulsa 11/27/2015

Caught 10+ Passes 15 by Keyarris Garrett of Tulsa 11/27/2015

Had 250+ Yards Receiving..... 253 by Roddy White of UAB, 10/23/2004

Had 200+ Yards Receiving 216 by Keyarris Garrett of Tulsa 11/27/2015

Had 150+ Yards Receiving 216 by Keyarris Garrett of Tulsa 11/27/2015

Had 100+ Yards Receiving . 129 by Willie Quinn of Southern, 9/10/2016

Caught 3+ TD Passes 3 by Chris Johnson of UCF, 10/3/2015

Caught 2+ TD Passes 2 by Andy Isabella of UMass, 10/1/2016

Had 300+ All-Purpose Yards
..... 343 (234 rush/109 rec) by Donald Buckram
of UTEP, 11/7/2009

Had 250+ All-Purpose Yards 269 (36 rush/233 rec/0 ret)
by Keevan Lucas of Tulsa, 8/28/2014

Had 200+ All-Purpose Yards 216 (216 Rcv.)
by Keyarris Garrett of Tulsa 11/27/2015



THE LAST TIME

Had 450+ Yards Total Offense.....	455 (480 pass/-25 rush)
by Shane Carden of East Carolina, 10/12/13	
Had 400+ Yards Total Offense.....	401 (342 pass/59 rush)
by Greg Ward, Jr., of Houston, 11/8/2014	
Had 350+ Yards Total Offense.....	358 (367 pass/-9 rush)
by Dane Evans of Tulsa 11/27/2015	
Scored 5+ Total TDs	5 (all rush) by Tony Jeffery of TCU, 9/13/1986
Scored 4+ Total TDs	4 (3 rec/1 punt)
by Patrick Edwards of Houston, 11/10/2011	
Scored 3+ Total TDs	3 (2 rush, 1 rec) Elijah McGuire
of UL Lafayette, 9/24/2016	
Scored Rushing & Receiving TD	Elijah McGuire (2 rush/1 rec)
of UL Lafayette, 9/24/2016	
Threw TD Pass & Scored Rushing TD	Ahmad Bradshaw
(2 Pass, 1 Rush) of Army, 11/14/2015	
Had 100+ Yds Rushing & Receiving	
Donald Buckram (234 rush/109 rec) of UTEP, 11/7/2009	
Had 100+ Yds Rushing & Passing	
Derrick Fourroux (102 rush/221 pass) of McNeese State, 9/26/2009)	
Had 2 TD Via Interception Return	Richard Lewis of Georgia Tech,
10/24/1970	
Had 20+ Tackles	24 (16 solo/8 asst) by Marvin Burdette of UAB,
10/27/2012	
Had 15+ Tackles	15 (3 solo/12 asst) by Steve Casali of UMass,
10/1/2016	
Had 10+ Tackles	15 (3 solo/12 asst) by Steve Casali of UMass,
10/1/2016	
Had 3+ Sacks	3.0 by J.Cornell of Ole Miss, 9/11/2010
Had 2+ Sacks	2.0 by Joe Dillon, 9/24/2016
Had 5+ Tackles For Loss.....	5.0 by Dewayne White of Louisville, 11/3/2001
Had 4+ Tackles For Loss.....	4.5 by D.Thornton of Marshall, 10/29/2005
Had 3+ Tackles For Loss.....	3.5 by Graham Stewart of UConn, 11/7/2015
Had 3+ Interceptions	3 by D'Joun Smith of FAU, 11/2/13
Had 2+ Interceptions	
2 by Isiah Corbett of Southeastern Louisiana, 9/13/2014	
Had 4+ Pass Break-Ups.....	5 by Everett Daniels of Houston, 11/24/2012
Had 3 Pass Break-Ups.....	3 by Tavon Young of Temple, 12/6/2014
Made 5+ Field Goals	5 by Brian Lee of Ole Miss, 8/31/1991
Made 4+ Field Goals	4 by Warren Harvey of East Carolina, 10/12/13
Made 3+ Field Goals	3 by Jake Elliott of Memphis, 10/31/2015
Made A 50+Yard Field Goal.....	52 by Chase Hover of SMU, 10/13/2012
Had A 70+ Yard Punt	71 by Kody Bliss of Auburn, 10/21/2006
Had A 60+ Yard Punt	65 James De Martin of Maine, 9/19/2015



2016 GAME RECAPS

Game 1 • Tulane 3 - Wake Forest 7

BB&T Field • Winston-Salem, N.C.

Sept. 1 • 24,398 Attendance

The Willie Fritz era kicked off on Thursday night for Tulane football (0-1), but the home team, Wake Forest (1-0), spoiled the debut as the Green Wave fell just short in a 7-3 battle at BB&T Field. The Olive and Blue struck on their opening drive, claiming a 3-0 lead, but the Demon Deacons retaliated by beginning the second quarter with a 12-play, 53-yard drive that resulted in the lone touchdown of the game and the final 7-3 score.

"It was very disappointing," Fritz stated. "We had a few passing situations, and obviously that is not our strength. We had a tough time protecting tonight and it was a four-man rush most of the time. The whole last series was a two or three-man rush. It was just a lot of guys playing their first ball game. Everybody has to do their job, and someone has to make a play."

Tulane's opening drive went eight plays, 51 yards in four-and-a-half minutes, resulting in an Andrew DiRocco 41-yard field goal for the game's initial score. However, Wake Forest's Kendall Hinton punched in a one-yard touchdown run with 14:16 left in the first half, marking the final score of the game.

The Wave ground game and defensive effort pushed Tulane into opponent territory twice in the second quarter, but one drive was stalled by back-to-back penalties, while the second was halted on a four-and-out on Wake's 28-yard line.

The defensive battle waged on in the second half as only 110 total yards were accumulated by both squads in the third quarter. With Tulane still trailing 7-3 midway through the fourth quarter, and facing a 3rd-and-22, quarterback Glen Cuiellette connected with Josh Rounds on a 46-yard pass that moved the ball to Wake's 32-yard line. Later facing a 4th-and-3 on Wake's 16, Cuiellette's rush attempt fell short, losing two yards on the play, resulting in a turnover-on-downs with 4:22 remaining.

However, Tulane's defense delivered once more, halting the Demon Deacons after six plays to get the ball back on their own 36-yard line with 1:35 remaining. On a 4th-and-10, Cuiellette connected with Devon Breaux on a 17-yard catch out-of-bounds on Wake's 47-yard line. Yet three plays later, Tulane couldn't convert on another fourth down, turning the ball over and thus closing out the game.

Score by Quarters	1	2	3	4	Total
Tulane	3	0	0	0	3
Wake Forest	0	7	0	0	7

Qtr Time Scoring play

1st 10:22 TLN - DiROCCO, Andrew 41 yd field goal, 8-51 4:38
2nd 14:16 WF - Hinton, K 1 yd run (Weaver, M kick), 12-53 4:12

	TLN	WF
FIRST DOWNS	14	10
RUSHES-YARDS (NET)	47-146	34-79
PASSING YDS (NET)	134	96
Passes Att-Comp-Int	23-12-0	21-12-0
TOTAL OFFENSE PLAYS-YARDS	70-280	55-175
Fumble Returns-Yards	0-0	0-0
Punt Returns-Yards	2-10	2-2
Kickoff Returns-Yards	1-22	1-30
Interception Returns-Yards	0-0	0-0
Punts (Number-Avg)	5-41.8	8-40.2
Fumbles-Lost	1-1	0-0
Penalties-Yards	4-30	5-45
Possession Time	34:56	25:04
Third-Down Conversions	8 of 20	7 of 15
Fourth-Down Conversions	1 of 4	0 of 0
Red-Zone Scores-Chances	0-2	1-1
Sacks By: Number-Yards	1-3	4-28

RUSHING: Tulane-CUIELLETTE, Glen 22-54; HILLIARD, Dontrell 7-36; BADIE, Sherman 7-26; THOMPSON, Lazedrick 6-21; BRADWELL, Darius 4-6; ROUNDS, Josh 1-3. Wake Forest-Hinton, K 8-24; Colburn, M 11-23; Carney, C 7-21; Wolford, J 5-15; TEAM 3-minus 4.

PASSING: Tulane-CUIELLETTE, Glen 12-23-0-134. Wake Forest-Wolford, J 9-17-0-79; Hinton, K 3-4-0-17.

RECEIVING: Tulane-DACE, Larry 4-38; ENCALADE, Terren 4-19; ROUNDS, Josh 1-46; BREAUX, Devon 1-1 HILLIARD, Dontrell 1-8; THOMPSON, Lazedrick 1-6. Wake Forest-Serigne, C 3-15; Colburn, M 2-29; Bachman, A 2-17; Wade, C 2-14; Carney, C 2-13; Washington, S 1-8.

INTERCEPTIONS: Tulane-None. Wake Forest-None.

FUMBLES: Tulane-CUIELLETTE, Glen 1-1. Wake Forest-None.

Game 2 • Southern 21 - Tulane 66

Yulman Stadium • New Orleans

Sept. 10 • 27,179

Tulane football (1-1) shone a spotlight of all three phases of its squad in its home opener, as the Green Wave rolled to a 66-21 victory over Southern University (0-2). Offensively, the Wave rushed for 437 yards, most since 1973 and third most in school history, and punched in seven rushing touchdowns on the night - three from Dontrell Hilliard and two each from Josh Rounds and Lazedrick Thompson. Meanwhile, Tulane's defense and special teams reeled in two interceptions, including one for a touchdown, and returned an 86-yard kickoff for a touchdown as well.

Tulane's first five touchdowns were either set up or scored by the Green Wave's defense or special teams. Ade Aruna's fourth career sack coupled with Taniel Smart's second career fumble recovery set up a five-yard Hilliard touchdown run. Then Nico Marley's fourth career interception resulted in Hilliard's second scoring run of the game.

Parry Nickerson then flashed his defensive prowess at the 6:33 mark in the first quarter, returning an interception 96 yards for the touchdown. After Southern got its first score of the game at the 2:28 mark via a 20-yard touchdown reception to Dillon Beard, it was Sherman Badies' turn to display his speed with an 86-yard kickoff return for a touchdown.

Tulane's impressive first quarter showing wasn't done there, as Jarrod Franklin notched a punt block with 51 seconds remaining, eventually leading to a one-yard Josh Rounds touchdown run just three plays later to begin the second quarter. Rounds and Thompson each added a touchdown on the ground later in the second quarter, extending Tulane's lead to 49-7 at the mid-way point.

Thompson and Hilliard each tacked on one more rushing touchdown in the second half, as the latter achieved his third of the game which marked a career best. Finally, add in an Andrew DiRocco fourth quarter 25-yard field goal and Tulane's 66 total points were the most scored since the Olive and Blue recorded 63 vs Louisiana Tech on Nov. 26, 1998.

Score by Quarters	1	2	3	4	Total
Southern	7	0	14	0	21
Tulane	28	21	7	10	66

Qtr Time Scoring play

1st 13:01 TLN - HILLIARD, Dontrell 5 yd run (DiROCCO, Andrew kick), 2-13 0:34
10:19 TLN - HILLIARD, Dontrell 1 yd run (DiROCCO, Andrew kick), 5-31 2:04
06:33 TLN - NICKERSON, Parry 96 yd interception return (DiROCCO, Andrew kick)
02:28 SUBR - D. Beard 20 yd pass from A. Howard (R. Albuquerque kick), 9-75 4:05
02:15 TLN - BADIE, Sherman 86 yd kickoff return (DiROCCO, Andrew kick)
2nd 14:57 TLN - ROUNDS, Josh 1 yd run (DiROCCO, Andrew kick), 3-12 0:54
11:06 TLN - THOMPSON, Lazedrick 11 yd run (DiROCCO, Andrew kick), 4-80 1:09
06:23 TLN - ROUNDS, Josh 2 yd run (DiROCCO, Andrew kick), 4-49 2:41
3rd 13:22 SUBR - D. Johnson 28 yd interception return (R. Albuquerque kick)
09:49 SUBR - W. Quinn 21 yd pass from A. Howard (R. Albuquerque kick), 3-70 1:07
07:15 TLN - THOMPSON, Lazedrick 9 yd run (DiROCCO, Andrew kick), 6-76 2:28
4th 14:50 TLN - DiROCCO, Andrew 25 yd field goal, 14-51 6:34
08:50 TLN - HILLIARD, Dontrell 11 yd run (HARVEY, Randy kick), 7-31 4:53

	SUBR	TLN
FIRST DOWNS	13	22
RUSHES-YARDS (NET)	23-54	57-437
PASSING YDS (NET)	281	12
Passes Att-Comp-Int	31-18-2	6-2-1
TOTAL OFFENSE PLAYS-YARDS	54-335	63-449
Fumble Returns-Yards	0-0	0-0
Punt Returns-Yards	0-0	1-0
Kickoff Returns-Yards	7-103	4-135
Interception Returns-Yards	1-28	2-96
Punts (Number-Avg)	6-23.7	0-0.0
Fumbles-Lost	2-2	0-0
Penalties-Yards	6-62	4-35
Possession Time	26:48	33:12
Third-Down Conversions	4 of 13	5 of 10
Fourth-Down Conversions	0 of 0	2 of 3
Red-Zone Scores-Chances	1-1	8-8
Sacks By: Number-Yards	0-0	1-10

RUSHING: Southern-L. Tillery 13-39; L. Johnson 1-9; J. West 3-8; D. Shorts 2-3; T. Lee 1-3; A. Howard 3-minus 8. Tulane-BRANTLEY, Johnathan 11-119; HILLIARD, Dontrell 10-103; ROUNDS, Josh 11-66 BADIE, Sherman 5-40; THOMPSON, Lazedrick 4-28; ZUCKERMAN, Andrew 4-26; CUIELLETTE, Glen 5-20; BRADWELL, Darius 4-15; BERTRAND, Jared 1-7; SCOTT, Trey 1-7; GLENN, Devin 1-6.

PASSING: Southern-A. Howard 16-27-2-267; D. Shorts 2-4-0-14. Tulane-BRANTLEY, Johnathan 1-4-0-7; CUIELLETTE, Glen 1-2-1-5.

RECEIVING: Southern-W. Quinn 7-129; C. Williams 4-17; Q. Monday 2-51; H. Edwards 2-20; L. Tillery 1-32; D. Beard 1-20; C. Baker 1-12. Tulane-ARDOIN, Kendall 1-7; ENCALADE, Terren 1-5.

INTERCEPTIONS: Southern-D. Johnson 1-28. Tulane-NICKERSON, Parry 1-96; MARLEY, Nico 1-0.

FUMBLES: Southern-W. Quinn 1-1; A. Howard 1-1. Tulane-None.



2016 GAME RECAPS

Game 3 • Navy 21 - Tulane 14

Yulman Stadium • New Orleans

Sept. 17 • 21,503 Attendance

Tulane football battled back-and-forth with Navy possessing a 14-13 lead to start the fourth quarter before falling by the final score of 21-14. In fact, each time the Midshipmen scored, the Green Wave immediately countered with a touchdown drive of their own. With three minutes left in the game, Navy rallied with a 10-play, 72-yard touchdown drive to regain a seven-point advantage and a lead Tulane could not come back from.

The Midshipmen (3-0, 2-0 The American | West) were the first to break through, recording a 15-play, 94-yard touchdown drive, spanning 7:17. Navy's Chris High capped the season-high 15-play drive with a 6-yard touchdown run with 14:28 on the clock.

On the ensuing Tulane drive, running back Josh Rounds caught fire, recording five carries for 52 yards on the drive, including runs of 12, 16 and 18 yards. With 10:22 remaining till half, Rounds capped the impressive eight-play, 75-yard drive with a 2-yard touchdown run.

Navy struck first in the second half, as Shawn White earned a 4-yard touchdown run which capped a nearly five minutes possession midway through the third quarter, but it failed to connect on the PAT following the score.

Tulane proved resilient once more, immediately countering with a touchdown drive of its own on the next series. The Wave offense again received a boost from Rounds when he converted a fourth-and-one on their own 44-yard line, maintaining a drive in which three plays later, Dontrell Hilliard executed a 36-yard touchdown run to hand Tulane the 14-13 lead.

Tulane's Peter Woullard then kept the momentum in the Wave's favor. After a 23-yard carry by the Midshipmen pushed them into Tulane territory at the 32-yard line, Woullard recovered a Will Worth fumble, giving the Green Wave the ball back with 12 minutes remaining in the game.

Forwarding ahead to 7:39 remaining, Navy took over from its own 28-yard line and rallied behind quarterback Will Worth, who carried eight times for 58 yards on the ensuing touchdown drive. After a successful two-point conversion, Navy regained the lead at 21-14 with 2:57 on the clock. On Tulane's final offensive possession, its comeback attempt fell short, suffering a four-and-out and turnover on downs as Navy then kneeled down for the victory.

Score by Quarters	1	2	3	4	Total
NAVY	0	7	6	8	21
Tulane	0	7	7	0	14

Qtr Time Scoring play

2nd 14:28 NAVY - HIGH, Chris 6 yd run (MOEHRING, Bennett kick), 15-94 7:17
 10:22 TLN - ROUNDS, Josh 2 yd run (DIROCCO, Andrew kick), 8-75 4:06
 3rd 04:52 NAVY - WHITE, Shawn 4 yd run (MOEHRING, Bennett kick failed), 11-75 4:53
 00:19 TLN - HILLIARD, Dontrell 36 yd run (DIROCCO, Andrew kick), 9-76 4:27
 4th 02:57 NAVY - WORTH, Will 1 yd run (GULLEY, Toneo pass from WORTH, Will), 10-72 4:42

	NAVY	TLN
FIRST DOWNS	21	14
RUSHES-YARDS (NET)	55-287	47-240
PASSING YDS (NET)	59	21
Passes Att-Comp-Int	12-5-0	12-3-0
TOTAL OFFENSE PLAYS-YARDS	67-346	59-261
Fumble Returns-Yards	0-0	0-0
Punt Returns-Yards	1-0	1-3
Kickoff Returns-Yards	0-0	3-55
Interception Returns-Yards	0-0	0-0
Punts (Number-Avg)	4-37.2	5-40.2
Fumbles-Lost	2-2	1-0
Penalties-Yards	3-30	9-71
Possession Time	31:06	28:54
Third-Down Conversions	9 of 14	2 of 12
Fourth-Down Conversions	0 of 0	3 of 4
Red-Zone Scores-Chances	3-4	1-1
Sacks By: Number-Yards	2-16	3-20

RUSHING: NAVY-WORTH, Will 25-113; GULLEY, Toneo 7-80; HIGH, Chris 9-51; ROMINE, Dishan Tre 2-10; WHITE, Shawn 2-6; WALKER, Josh 1-1; CASS Jr., Calvin 1-minus 2; TEAM 3-minus 13
 Tulane-HILLIARD, Dontrell 16-97; ROUNDS, Josh 11-75; BRANTLEY, Johnathan 10-29; ENCALADE 2-23; THOMPSON, Lazedrick 6-20; CUIELLETTE, Glen 2-minus 4.

PASSING: NAVY-WORTH, Will 5-12-0-59. Tulane-BRANTLEY, Johnathan 3-12-0-21; CUIELLETTE,

RECEIVING: NAVY-TILLMAN, Jamir 3-47; SCOTT, Craig 1-7; WHITE, Shawn 1-5. Tulane-HILLIARD 2-16; BREAU, Devon 1-5.

INTERCEPTIONS: NAVY-None. Tulane-None.

FUMBLES: NAVY-WALKER, Tre 1-1; ROMINE, Dishan 1-1. Tulane-CUIELLETTE, Glen 1-0.

Game 4 • UL Lafayette 39 - Tulane 41 (4OT)

Yulman Stadium • New Orleans

Sept. 24 • 24,253 Attendance

It was a history-setting night for Tulane football as the Green Wave competed in its first ever four-overtime game in program history, defeating UL Lafayette (2-2), 41-39, in Yulman Stadium on Saturday night. The Wave's defense sealed the dramatic finish when Richard Allen stopped the Ragin' Cajun's two-point conversion attempt, sparking Tulane's bench to rush the field and celebrate the victory.

After four quarters couldn't find a winner with a 16-16 tie, Tulane and UL Lafayette began their four overtime duel. If you blinked, you missed Tulane's first two offensive drives - one-pass, 25 yards on each, as the first went to Terren Encalade and the second to Darnell Mooney.

In the third overtime, Tulane (2-2, 0-1 American Athletic Conference | West) found itself down three points and facing defeat, but Andrew DiRocco connected on a career long 48-yard field goal to send the game into a fourth overtime. The Wave rode that momentum into a 7-yard touchdown pass to Encalade, his third of the game, and eventual two-point conversion pass to Kendall Ardoin. Encalade's three touchdowns marked a career high and the first three touchdown game for a receiver since Roydell Williams in 2004.

Earlier in the night, Tulane found itself in a 6-0 hole in the second quarter, but just under the 12-minute mark, redshirt-junior Parry Nickerson recorded his second interception of the season, returning it 37 yards to UL Lafayette's 13-yard line. Tulane took advantage of the field position with an Andrew DiRocco 22-yard field goal. Around the six-minute mark, Donnie Lewis, Jr., notched his first career interception, returning it 12 yards to UL Lafayette's 12-yard line. The Wave then capitalized once more as DiRocco connected from 35-yards out, tying the game at 6-6, as the two remained deadlocked through half.

Around the 10-minute mark in the third quarter, it was Tulane's special teams that delivered great field position as UL Lafayette's Elijah McGuire muffed a punt catch resulting in a Richard Allen fumble recovery on the 6-yard line, setting up another DiRocco field goal.

Later, tied at 9-9, Cuiellette connected with Encalade on a 34-yard touchdown pass, marking the first score through the air for the Green Wave this season and the first career touchdowns for both Cuiellette and Encalade. UL Lafayette (2-2, 1-0 Sun Belt) retaliated in the fourth quarter, recording a season-high 16-play drive for 53 yards, capped by a McGuire one-yard touchdown run.

Score by Quarters	1	2	3	4	OT	O1	O2	O3	O4	Total
UL Lafayette	3	3	3	7	23	7	7	3	6	39
Tulane	0	6	10	0	25	7	7	3	8	41

Qtr Time Scoring play

1st 05:16 UL - Artigue, Stevie 40 yd field goal, 11-61 3:37
 13:48 UL - Artigue, Stevie 39 yd field goal, 9-65 2:54
 2nd 10:16 TLN - DIROCCO, Andrew 22 yd field goal, 4-7 1:25
 04:16 TLN - DIROCCO, Andrew 35 yd field goal, 4-6 1:43
 08:23 TLN - DIROCCO, Andrew 20 yd field goal, 4-3 2:01
 03:18 UL - Artigue, Stevie 20 yd field goal, 4-3 1:38
 01:07 TLN - ENCALADE, Terren 34 yd pass from CUIELLETTE, Glen (DIROCCO, Andrew kick), 5-75 2:11
 4th 05:55 UL - McGuire, Elijah 1 yd run (Artigue, Stevie kick), 16-53 6:03
 OT 15:00 UL - Barnes, Keenan 10 yd pass from Jennings, A. (Artigue, Stevie kick), 4-25 0:00
 15:00 TLN - ENCALADE, Terren 25 yd pass from CUIELLETTE, Glen (DIROCCO, Andrew kick), 1-25 0:00
 15:00 TLN - MOONEY, Darnell 25 yd pass from CUIELLETTE, Glen (DIROCCO, Andrew kick), 1-25 0:00
 15:00 UL - McGuire, Elijah 1 yd run (Artigue, Stevie kick), 2-25 0:00
 15:00 UL - Artigue, Stevie 22 yd field goal, 6-20 0:00
 15:00 TLN - DIROCCO, Andrew 48 yd field goal, 6-6 0:00
 15:00 TLN - ENCALADE, Terren 7 yd pass from CUIELLETTE, Glen (ARDOIN, Kendall pass from CUIELLETTE, G.), 4-25 0:00
 15:00 UL - McGuire, Elijah 22 yd pass from Jennings, A. (Jennings, A. pass failed), 2-25 0:00

	UL	TLN
FIRST DOWNS	20	14
RUSHES-YARDS (NET)	63-137	48-130
PASSING YDS (NET)	240	181
Passes Att-Comp-Int	38-19-2	26-13-1
TOTAL OFFENSE PLAYS-YARDS	101-377	74-311
Fumble Returns-Yards	0-0	1-34
Punt Returns-Yards	5-14	0-0
Kickoff Returns-Yards	2-43	1-10
Interception Returns-Yards	1-0	2-49
Punts (Number-Avg)	8-45.1	11-36.8
Fumbles-Lost	2-2	1-0
Penalties-Yards	5-30	6-40
Possession Time	31:10	28:50
Third-Down Conversions	8 of 28	0 of 16
Fourth-Down Conversions	3 of 3	0 of 1
Red-Zone Scores-Chances	6-6	5-6
Sacks By: Number-Yards	3-21	6-38

RUSHING: UL Lafayette-McGuire, Elijah 38-89; Calais, Raymond 2-34; Hoggins, Darius 4-17; Wright, Jordan 4-11; Haynes, Gary 1-4; TEAM 2-minus 4; Jennings, A. 12-minus 14. Tulane-HILLIARD, Dontrell 16-49; ROUNDS, Josh 10-45; THOMPSON, Lazedrick 7-30; BRANTLEY, Johnathan 8-7; MOONEY, Darnell 1-4; CUIELLETTE, Glen 6-minus 5.

PASSING: UL Lafayette-Jennings, A. 19-38-2-240. Tulane-CUIELLETTE, Glen 10-23-1-165; BRANTLEY, Johnathan 3-3-0-16.

RECEIVING: UL Lafayette-Riles, Al 6-70; Barnes, Keenan 4-56; McGuire, Elijah 4-48; Barnes, Matthew 2-17; Bradley, J. 1-39; Jacquet, M. 1-7; Hoggins, Darius 1-3. Tulane-ENCALADE, Terren 7-103; MOONEY, Darnell 3-51; BREAU, Devon 1-16; HILLIARD, Dontrell 1-12; ROUNDS, Josh 1-minus 1.

INTERCEPTIONS: UL Lafayette-Walker, Tracy 1-0. Tulane-NICKERSON, Parry 1-37; LEWIS, Donnie 1-12.

FUMBLES: UL Lafayette-McGuire, Elijah 1-1; Jennings, A. 1-1. Tulane-CUIELLETTE, Glen 1-0.



2016 GAME RECAPS

Game 5 • Tulane 31 - UMass 24

McGuirk Stadium • Amherst, Mass.

Oct. 1 • 14,892 Attendance

Tulane football was down 14-0 in the opening four minutes against Massachusetts on Saturday afternoon, but rallied by scoring 24 unanswered points before eventually claiming the 31-24 victory. It marked the biggest come-from-behind victory in the post-Katrina era, previously besting the time the Wave (3-2, 0-1 American Athletic Conference | West) rallied down 10-0 at Army on Oct. 3, 2009 to win it 17-16.

UMass (1-4) dealt a lightning quick first blow, going 59 yards in four plays on their opening drive, capped by a 12-yard touchdown pass from Andrew Ford to Andy Isabella. Tulane then fumbled on the ensuing kickoff as the Minutemen recovered and struck on another 12-yard touchdown connection between Ford and Isabella.

Down 14-0, the Olive and Blue remained poised and quickly retaliated, driving 75 yards via 10 plays as Dontrell Hilliard punched in an 11-yard run for the score. The touchdown marked the beginning of what would be 24 unanswered points for the Wave, as the Olive and Blue tacked on a second quarter Andrew DiRocco 22-yard field goal, a third-quarter 36-yard touchdown pass from Glen Cuiellette to Terren Encalade and a third quarter 19-yard touchdown carry by Lazedrick Thompson.

Tulane possessed a 24-14 lead to begin the fourth quarter but the Minutemen would not go away, recording a 28-yard field goal with 9:37 on the clock to cut the deficit to seven points.

Yet, the Green Wave responded once more by logging an eight play, 75-yard scoring drive on the ensuing offensive possession, as Josh Rounds tallied a 10-yard touchdown run to extend the lead to 31-17.

Next, UMass countered with a quick touchdown drive, garnering 58 yards in a short two minutes and 47 seconds, cutting the deficit to a touchdown once more at 31-24.

The Minutemen would later get the ball back with 2:18 left in the game, but the Green Wave defense sealed the victory by stopping UMass in its tracks in four plays as they turned the ball over on downs.

Score by Quarters	1	2	3	4	Total
Tulane	7	3	14	7	31
Massachusetts	14	0	0	10	24

Qtr Time Scoring play

1st	11:20	UMASS - Isabella, A. 12 yd pass from Ford, A. (Caggiano, M. kick), 4-59 1:12
	11:06	UMASS - Isabella, A. 12 yd pass from Ford, A. (Caggiano, M. kick), 1-12 0:14
	06:37	TLN - HILLIARD, Dontrell 11 yd run (DIROCCO, Andrew kick), 10-75 4:29
2nd	11:06	TLN - DIROCCO, Andrew 22 yd field goal, 20-85 8:32
3rd	14:08	TLN - ENCALADE, Terren 36 yd pass from CUIELLETT, Glen (DIROCCO, Andrew kick), 2-36
	06:54	TLN - THOMPSON, Lazedrick 19 yd run (DIROCCO, Andrew kick), 7-84 3:35
4th	09:37	UMASS - Laurent, L. 28 yd field goal, 8-79 3:15
	05:32	TLN - ROUNDS, Josh 10 yd run (DIROCCO, Andrew kick), 8-75 4:05
	02:45	UMASS - Lindsay, S. 2 yd run (Caggiano, M. kick), 10-58 2:47

	TLN	UMASS
FIRST DOWNS	27	16
RUSHES-YARDS (NET)	64-280	24-131
PASSING YDS (NET)	168	181
Passes Att-Comp-Int	21-11-0	30-16-1
TOTAL OFFENSE PLAYS-YARDS	85-448	54-312
Fumble Returns-Yards	0-0	0-0
Punt Returns-Yards	2-9	1-0
Kickoff Returns-Yards	2-43	4-96
Interception Returns-Yards	1-0	0-0
Punts (Number-Avg)	4-28.0	5-44.6
Fumbles-Lost	1-1	2-1
Penalties-Yards	6-50	7-65
Possession Time	40:30	19:30
Third-Down Conversions	5 of 17	4 of 12
Fourth-Down Conversions	3 of 5	0 of 1
Red-Zone Scores-Chances	4-4	4-4
Sacks By: Number-Yards	2-7	1-5

RUSHING: Tulane-HILLIARD, Dontrell 22-99; ROUNDS, Josh 16-77; CUIELLETT, Glen 12-60; THOMPSON Lazedrick 8-54; BRANTLEY, Johnathan 3-1; TEAM 3-minus 11. Massachusetts-Young, M. 10-45; Comis, R. 6-41; Isabella, A. 2-36; Ford, A. 3-4; Lindsay, S. 2-3; Robinson, J. 1-2.

PASSING: Tulane-CUIELLETT, Glen 11-20-0-168; BRANTLEY, Johnathan 0-1-0-0. Massachusetts-Ford, A. 11-19-1-109; Comis, R. 5-11-0-72.

RECEIVING: Tulane-ENCALADE, Terren 7-125; MOONEY, Darnell 3-25; JOHNSON, Chris 1-18. Massachusetts-Isabella, A. 6-94; Breneman, A. 4-39; Young, M. 2-10; Palmer, S. 1-23; Williams, J. 1-10; Robinson, J. 1-9; Lindsay, S. 1-minus 4.

INTERCEPTIONS: Tulane-FRANKLIN, Jarrod 1-0. Massachusetts-None.

FUMBLES: Tulane-GLENN, Devin 1-1. Massachusetts-Isabella, A. 1-0; Ford, A. 1-1.