

TULANE

BASEBALL

2014 MEDIA GUIDE

RICK JONES AND THE 2014 SENIOR CLASS



MCKENZIE



WOODSON



WILSON



MAPES



GARNER



DIMAGGIO

C-USA



HEAD COACH RICK JONES

21ST YEAR AT TULANE

1000 + WINS OVERALL

800 + WINS AT TULANE

**THE WINNIGIEST COACH IN TULANE
BASEBALL AND CONFERENCE USA
BASEBALL HISTORY**

**TWO COLLEGE
WORLD SERIES**

**THREE
SUPER REGIONALS**

12 NCAA REGIONALS

**FIVE C-USA TOURNAMENT
CHAMPIONSHIPS**

**2005 NATIONAL
COACH OF THE YEAR**

**THREE-TIME C-USA
COACH OF THE YEAR**

**2009 USA COLLEGIATE
NATIONAL TEAM HEAD COACH**

22 ALL-AMERICANS

**17 FRESHMEN
ALL-AMERICANS**

**FIVE FIRST-ROUND
DRAFT PICKS**

53 MLB DRAFT PICKS

TABLE OF CONTENTS

INTRODUCTION

Table of Contents	1
2014 Schedule	2
Media Information	3
2014 Roster Breakdown	4-5
This is Tulane Baseball	6-9

COACHING STAFF

Head Coach Rick Jones	10-11
Associate Head Coach Chad Sutter	12
Assistant Coach Jake Gautreau	13
Assistant Coach Shooter Hunt	14
Director of Baseball Ops Brian Meyer	14
Support Staff	15-16
Curtis Akey	15
Briggs Barrios	15
Russ Buller	15
Todd Graffagnini	16
Trase Guidry	16
Andy Massey	16

MEET THE PLAYERS

Returning Players	17-33
Matt Braud	17
Cameron Burns	18
Richard Carthon	19
Nick DiMaggio	20
Andrew Garner	21-22
Ian Gibaut	23
Emerson Gibbs	24
Jordan Gross	25
Randy LeBlanc	26
Tyler Mapes	27
Alex Massey	28
Kyle McKenzie	29
Dan Rankin	30
Brady Wilson	31
Bowen Woodson	32
Tim Yandel	33
Newcomers	34-40
Alemas/Bjornsgeld/Brown	34
Buchowski/Culp/Deschamp	35
Flowers/France/Gandolfo	36
Hope/Horton/Kaplan	37
Merrill/Rogers/Ward	38
Williams/Willsey/Wilson	39
Zamjahn	40
2014 Grounds Krewe	40

2013 SEASON REVIEW

2013 Conference USA Stats	41
2013 Season Review Notes	42-43
2013 Season Stats	44
2013 Season Results	45

HISTORY

All-Time Roster	46-49
National Award Winners	50-52
James Jurries	50
Michael Aubrey	51
Rick Jones	52
All-American Awards	53
All-Conference Awards	54-60
Conference Tournament Awards	61
Annual Team Awards	62-63
Tulane and Team USA	63
Tulane in the MLB Draft	64-65
Tulane in the Majors	66-74

RECORDS & RESULTS

Career Records	75-78
Single Season Records (Ind.)	79-82
Single Season Team Records	83-84
Single Game Records (Ind.)	85-86
Year-by-Year Records	87-90
Team Hitting By Year	91
Team Pitching By Year	92
All-Time Results	93-104
Year-by-Year Records	105
All-Time Series Records	106

NCAA TOURNAMENT HISTORY

2005 CWS Team	107-108
2001 CWS Team	109-110
2008 Tallahassee Regional	111
2006 Oxford Regional	111
2004 Fullerton Super Regional	111
2004 Oxford Regional	112
2003 Baton Rouge Regional	112
2002 Baton Rouge Regional	112
2000 Starkville Regional	113
1999 Auburn Regional	113
1998 South II Regional	113
1996 South II Regional	114
1994 South I Regional	114
1992 South Regional	114
1988 East Regional	114
1987 South II Regional	115
1986 South I Regional	115
1983 Central Regional	115
1982 South Regional	116
1979 South Regional	116
NCAA Tournament History	117

2014 Quick Facts

University

Location	New Orleans, La.
Founded	1843
Enrollment	13,486
President	Dr. Scott Cowen
	Connecticut, '68
Athletic Director	Rick Dickson
	Tulsa, '76

Athletic Communications

Asst. AD for Athletics Comm	Roger Dunaway
Asso. Director	Brian Miller
Asst. Director	Richie Weaver
Asst. Director (BB Contact)	Curtis Akey
Office Phone	(504) 314-7271
Cell Phone	(504) 495-4073
E-mail	cakey@tulane.edu
Mailing Address	James W. Wilson Jr. Center
	New Orleans, LA 70065
Website	www.tulanegreenwave.com

Coaching Staff

Head Coach	Rick Jones (21st Season)
	UNC-Wilmington (1975)
Overall Record (Yrs.)	1080-522-3 / .673 (28)
Record at Tulane	804-429-2 / .651
Associate Head Coach	Chad Sutter (Tulane, 2000)
Assistant Coaches	Jake Gautreau (Tulane, 2011)
	Shooter Hunt (Tulane, 2008)
Dir. of Baseball Ops	Brian Meyer (Otterbein, 2004)
Baseball Office	(504) 862-8216

Team Information

First Year of Baseball	1893 (107th Seasons)
Program Record	1850-1280-14 (.588)
C-USA Record	296-171-2 (.631)

Facility	Greer Field at Turchin Stadium (5,000)
Built	1991 (Renovated: 2008)
First Game	March 11, 1991
	(Tulane 11, Notre Dame 4)
Record at GFTS	544-196-2 (21 Seasons)
Surface	AstroPlay Field Turf
Dimensions	Lines: 325, Alleys: 370, Center: 400

2013 Recap

2013 Record (C-USA)	30-28 (11-13)
Position Starters Returning/Lost	2/7
Pitching Starters Returning/Lost	1/3
Letterwinners Returning	13
Total Newcomers	19
Freshman/Transfers	15/4

History Recap

NCAA Regional Appearances	19
1979, 1982, 1983, 1986, 1987, 1988, 1992, 1994, 1996,	
1998, 1999, 2000, 2001, 2002, 2003, 2004, 2005, 2006,	
2008	
NCAA Super Regional Appearances	3
2001, 2004, 2005	
College World Series Appearances	2
2001, 2004, 2005	
Overall Postseason Record	35-40 (.467)
Last Postseason Results	Tallahassee Regional (2008)
	W, 7-4 vs. Florida
	W, 4-1 vs. Bucknell
	L, 8-17 vs. #2 Florida State
	L, 7-16 vs. #2 Florida State



2014 SCHEDULE

2/14	ARKANSAS-PINE BLUFF	6:30pm	4/15	MCNEESE STATE	6:30pm
2/15	ARKANSAS-PINE BLUFF	2:00pm	4/17	at Charlotte *	5:00pm
2/15	ARKANSAS-PINE BLUFF	After Game 1	4/18	at Charlotte *	5:00pm
2/16	ARKANSAS-PINE BLUFF	1:00pm	4/19	at Charlotte *	11:00am
2/18	NEW ORLEANS	6:30pm	4/22	at LSU	6:30pm
2/21	at Louisiana Tech *	6:30pm	4/25	WICHITA STATE	6:30pm
2/22	at Louisiana Tech *	2:00pm	4/26	WICHITA STATE	2:00pm
2/23	at Louisiana Tech *	1:00pm	4/27	WICHITA STATE	1:00pm
2/25	at Nicholls State	6:00pm	4/29	NICHOLLS STATE	6:30pm
2/28	SACRED HEART	6:30pm			
3/1	SACRED HEART	2:00pm	5/2	SOUTHERN MISS *	6:30pm
3/2	SACRED HEART	1:00pm	5/3	SOUTHERN MISS *	2:00pm
3/7	vs. Cal (at Cal)	9:00pm	5/4	SOUTHERN MISS *	1:00pm
3/8	vs. Arkansas (at Cal)	3:30pm	5/6	SE LOUISIANA	6:30pm
3/9	vs. San Francisco (site TBA)	1:00pm	5/9	at UAB *	6:30pm
3/11	LOUISIANA-LAFAYETTE	6:30pm	5/10	at UAB *	2:00pm
3/14	at East Carolina *	5:30pm	5/11	at UAB *	1:00pm
3/15	at East Carolina *	1:00pm	5/15	FLORIDA INTERNATIONAL *	6:30pm
3/16	at East Carolina *	12:00pm	5/16	FLORIDA INTERNATIONAL *	6:30pm
3/18	SE LOUISIANA	6:30pm	5/17	FLORIDA INTERNATIONAL *	1:00pm
3/19	at New Orleans	6:30pm			
3/21	MIDDLE TENNESSEE STATE *	6:30pm	CONFERENCE USA TOURNAMENT		
3/22	MIDDLE TENNESSEE STATE *	2:00pm	May 21-25	HATTIESBURG, MS.	TBA
3/23	MIDDLE TENNESSEE STATE *	1:00pm			
3/25	LSU	6:30pm	NCAA REGIONALS		
3/28	at Marshall *	5:00pm	May 29-June 1	TBA	TBA
3/29	at Marshall *	1:00pm			
3/30	at Marshall *	9:00am	NCAA SUPER REGIONALS		
4/1	at Louisiana-Lafayette	6:00pm	June 5-8	TBA	TBA
4/4	UTSA *	6:30pm	COLLEGE WORLD SERIES		
4/5	UTSA *	2:00pm	June 14-25	OMAHA, NEB.	TBA
4/6	UTSA *	12:00pm			
4/8	at SE Louisiana	6:00pm			
4/11	RICE *	6:30pm	* - Conference USA Game		
4/12	RICE *	2:00pm	HOME GAMES IN BOLD CAPS		
4/13	RICE *	1:00pm	All times Central		



MEDIA INFORMATION

INTERVIEWS

For interviews with head coach Rick Jones and/or Tulane assistant coaches, please contact Curtis Akey in the Athletic Communications Office by phone (504-314-7271) or by e-mail (cakey@tulane.edu).

Players are available for interviews, either in person or on the phone, up until ten minutes before practice is scheduled to start, depending on their class and meeting schedules. Interviews can be set up for any non-game day and no interviews will be granted after the cutoff time.

In order to have time to arrange for player interviews, please provide 24-hours notice to Curtis Akey in the Tulane Athletic Communications Office.

Player interviews may be conducted in the atrium of the Wilson Center, inside Greer Field at Turchin Stadium or in the Athletic Communications Office. The Tulane training rooms, locker rooms, weight room and meeting room areas are off-limits to the media. Your cooperation is appreciated.

POST-GAME INTERVIEWS

The Tulane locker room is closed following all Tulane contests (home and away). Head Coach Rick Jones and requested players will be available outside the locker room or on the field following games.

For Tulane home games, the SID of the visiting school will establish admittance policies to the visiting locker room, coaches and players.

PRACTICE COVERAGE

In general, Tulane practices, usually held at Greer Field at Turchin Stadium, are open to the local media. However, practices may be closed or moved without notice. Please contact the Tulane Athletic Communications Office if you plan on attending practice, please call the baseball office to confirm that day's practice schedule. Media are asked to remain in the stands during practice, and are asked not permitted to speak to players or coaches during the workout.

WEBSITE

Updated statistics, game recaps, game notes, player and coaches' bios, newspaper articles, as well as historical, broadcast and ticket information, can be found on the Tulane Official Athletics Website at www.TulaneGreenWave.com. Media are encouraged to check the website regularly for the latest Green Wave athletics news.

In addition, information can be sent via e-mail or fax on a daily or weekly basis. Simply contact Curtis Akey at (504) 314-7271 or via e-mail at cakey@tulane.edu if you would like to be added to the baseball e-mail or fax distribution list.

VIDEO SERVICES

Requests for video footage of Green Wave baseball should be made to Curtis Akey in the Athletic Communications Office. He will work with the Coordinator of Video Operations, Travis Detillier, to fill specific requests. Please allow a minimum of three days lead time for video requests.

PRESS BOX SERVICES

A press box is located on the fourth floor of Greer Field at Turchin Stadium. Game notes, rosters, programs and other information will be available in the press box prior to games. Post-game statistics will be delivered as soon as possible. Complete post-game box scores will be available immediately following the game.

RADIO/TELEVISION BROADCASTS

Visiting radio stations will have one (1) phone line and one (1) ISDN line available in the visiting radio booth, located on the fourth floor of Greer Field at Turchin Stadium. Space will be allocated in the television broadcast booth, also on the fourth floor. Visiting SIDs will designate their official radio stations and Tulane will supply phone lines on a reciprocal basis for that station.

CREDENTIAL REQUESTS

All requests for media, radio, television, photography, scouting and parking credentials for the 2014 Tulane baseball season, or for any individual game, should be made IN WRITING, on company letterhead or via e-mail, (company name in address), to Curtis Akey and can be emailed (cakey@tulane.edu) or faxed (504) 865-5379. Requests should be made at least one week prior to the event. In general, individual game credentials will not be mailed but can be picked up in the Athletic Communications Office the week of the game, or at the Media Gate located at the main entrance of Greer Field at Turchin Stadium.

CREDENTIAL REGULATIONS

All space for the working press, radio and television for Tulane baseball games is allocated by the Tulane Athletic Communications Office, which reserves the right to deny credentials to any outlet. Freelance and/or non-daily writers may be asked to produce copies of actual publications in which their work has appeared. Seating in the press box inside Greer Field at Turchin Stadium is limited and are allocated for working members of the media ONLY.

Press credentials will be issued to working press only. Press credentials are non transferable and use by anyone other than members of the working press is unauthorized. Press credentials used in an unauthorized manner will be revoked immediately. News organizations allowing unauthorized individuals to use credentials will have their credentials revoked for the remainder of the year.

WILL CALL

Any media credentials not picked up during the week at the Wilson Center will be available at the Media Gate located at the main entrance of Greer Field at Turchin Stadium beginning one and a half hours prior to game-time. The Press Will Call gate is located to the left of the main entrance, off of Ben Wiener Drive.

PARKING

Parking will be available free of charge in the Rosen Lot, located off of South Claiborne Avenue, behind the right field fence of Greer Field at Turchin Stadium. Please include all parking needs with your credential requests.

FOOD SERVICES

A light meal and soft drinks will be provided for working media in the press box on the fourth floor beginning approximately 90 minutes prior to game time.

The Official Athletic Site of Tulane University

BUY TICKETS | SEARCH | Google Custom Search

TULANE GREEN WAVE

SPORTS | TICKETS | MULTIMEDIA | GIVE TO TAF | INSIDE ATHLETICS | FANZONE | STORE | ABOUT TULANE | YULMAN STADIUM

BASEBALL

News | Archives | Roster | Schedules | Photos | Coaches | T

TOP STORIES | MORE HEADLINES | ALL-ACCESS | ONLY AT TULANE

Merchandise | Auctions | Photos

Shop Tulane Gear at the Official Online Store

Tulane Youth Baseball Tee \$13.00

WAVE LINKS

- Roster
- Schedule
- News
- Archives
- Recruiting Questionnaire
- Tulane Baseball Alumni

2014 Season

- Season Statistics (PDF)
- Season Statistics (HTML)
- Media Guide
- Quick Facts (PDF)
- Schedule (PDF)

Camps

- Rick Jones Baseball Camps
- 2013 Baseball Summer Camps Brochure

Tickets

- Ticket Information
- Player/Guest Ticket Login
- Tulane Ticket Exchange
- Official NCAA Women's Final Four Tickets
- Super Bowl Tickets

Eight-Man Signing Class for 2015 Season Announced by...

11/25/2013 | Baseball

Tulane baseball's coaching staff has announced an eight-man signing class that will take the field for the 2015, right on the heels of a nationally-recognized signing class that will wear a Tulane baseball uniform for the first time this upcoming season. [Read More](#)

at&t

Holiday Sale! BUY 1 GET 1 FREE 50% OFF SELECT 25% OFF SELECT ON SELECT HATS! FOOTBALL JERSEYS! FOOTBALL APPAREL!

M BASKETBALL Dec. 17 7:00 PM Washington Tulane

GT New Orleans, La.

TULANE

Athletic Communications Contact Information

Baseball Contact

Curtis Akey
Office.....(504) 314-7271
Cell.....(504) 495-4073
Press Box.....(504) 862-8224
e-mail.....cakey@tulane.edu

Mailing Address

James W. Wilson Center
Athletic Communication Office
New Orleans, LA 70065



2014 TULANE BASEBALL ROSTER

NUMERICAL

No.	Name	Ht.	Wt.	Pos.	B/T	Yr.	Hometown/High School
1	Garrett Deschamp	6-2	195	INF	R/R	JR	Denham Springs, La./Parkview Baptist
2	Stephen Alemais	6-0	180	INF	S/R	FR	Bronx, N.Y./All Hallows/Ellev8 Sports Institute
4	Jake Rogers	6-2	185	C	R/R	FR	Canyon, Texas/Canyon
5	Randy LeBlanc	6-4	205	RHP	R/R	RS JR	Abita Springs, La./Covington
6	Lex Kaplan	6-2	210	OF	L/L	FR	St. Louis, Mo./Ladue
7	Tim Yandel	6-1	190	UTL/RHP	R/R	SO	Woodstock, Ga./Etowah
8	Richard Carthon	5-8	195	OF	L/R	SO	Shreveport, La./C.E. Byrd
9	John Gandolfo	6-0	180	OF	R/R	JR	Franklin Lakes, N.J./Ramapo
11	Bowen Woodson	6-0	190	IF/OF	R/R	SR	Vicksburg, Miss./Vicksburg
13	Kyle McKenzie	6-1	205	RHP	L/R	RS SR	Boston, Mass./Thayer Academy
14	J.P. France	6-1	200	RHP	R/R	FR	Marrero, La./Archbishop Shaw
16	Hunter Hope	6-2	210	INF	R/R	FR	Jupiter, Fla./Dwyer
17	Jake Wilsey	5-11	175	INF	R/R	FR	Chestnut Hill, Mass./The Rivers School
19	Barry Buchowski	6-2	220	C	R/R	FR	Moorestown, N.J./St. Augustine Prep
20	Brady Wilson	6-2	185	LHP	R/L	SR	Central, La./Parkview Baptist
21	Corey Merrill	6-4	225	RHP	R/R	FR	Lutcher, La./Lutcher
23	Grant Brown	6-2	210	OF	R/R	FR	Gulfport, Miss./Gulfport
26	Zach Flowers	6-2	175	RHP	R/R	FR	Middletown, Del./Salesianum
28	Alex Massey	6-2	190	RHP	R/R	RS SO	Baton Rouge, Louisiana/Catholic
29	Emerson Gibbs	6-1	195	RHP	L/R	SO	River Ridge, La./Jesuit
31	Tyler Mapes	6-2	205	RHP	R/R	RS SR	Plano, Texas/Newman Smith
32	Sam Bjornjeld	6-5	220	LHP	L/L	FR	Sugar Land, Texas/W.P. Clements
33	Ian Gibaut	6-3	220	RHP	R/R	SO	Houston, Texas/Lamar
34	Matt Horton	6-3	215	RHP	L/R	FR	The Colony, Texas/The Colony
35	Cameron Burns	6-0	175	C	R/R	SO	Bellaire, Texas/Bellaire
36	Jordan Gross	6-2	215	LHP	L/L	SO	Franklin Lakes, N.J./Don Bosco Prep
37	Nick DiMaggio	5-10	170	INF	R/R	SR	Metairie, La./St. Martin's Episcopal
38	Dan Rankin	6-3	185	RHP	L/R	SO	Katy, Texas/Seven Lakes
39	Hunter Williams	6-0	215	INF	R/R	FR	West Monroe, La./West Monroe
40	Tyler Wilson	5-11	170	INF	R/R	JR	Cedar Park, Texas/Vista Ridge
41	Andrew Garner	6-3	215	OF/P	R/R	SR	Lake Jackson, Texas/Brazoswood
42	Troy Ward	6-4	215	RHP	L/R	SO	North Richland Hills, Texas/Richland
43	Matt Braud	5-9	180	UTL	R/R	SO	River Ridge, La./Jesuit
44	Andrew Culp	6-4	220	RHP	R/R	FR	McLean, Va./Maret
45	Tyler Zamjahn	6-1	185	RHP	R/R	FR	Harahan, La./Brother Martin

- 10 Rick Jones - Head Coach (21st Season; UNC-Wilmington, '75)
 18 Chad Sutter - Associate Head Coach (Tenth Season; Tulane, '00)
 24 Jake Gautreau - Recruiting Coordinator/Assistant Coach (Fifth Season; Tulane, '11)
 22 Shooter Hunt - Assistant Coach (Second Season; Tulane, '08)
 3 Briggs Barrios - Student Assistant (First Season; Tulane, '14)
 Brian Meyer - Director of Baseball Operations (Third Season; Otterbein, '04)
 Russ Buller - Strength and Conditioning Coordinator (Fourth Season; LSU, '00)
 Curtis Akey - Athletics Communication Director (Second Season; LSU, '07)
 Trase Guidry - Equipment Coordinator (Fifth Season; Louisiana-Lafayette, '07)
 Andy Massey - Athletic Trainer (Eighth Season; The Citadel, '83)

ALPHABETICAL

#	Name	Pos.	Yr.
2	Stephen Alemais	INF	FR
32	Sam Bjornjeld	LHP	FR
43	Matt Braud	UTL	SO
23	Grant Brown	OF	FR
19	Barry Buchowski	C/IF	FR
35	Cameron Burns	C	SO
8	Richard Carthon	OF	SO
44	Andrew Culp	RHP	FR
1	Garrett Deschamp	INF	JR
37	Nick DiMaggio	INF	SR
26	Zach Flowers	RHP	FR
14	J.P. France	RHP	FR
9	John Gandolfo	OF	JR
41	Andrew Garner	OF/RHP	SR
33	Ian Gibaut	RHP	SO
29	Emerson Gibbs	RHP	SO
36	Jordan Gross	LHP	SO
16	Hunter Hope	INF	FR
34	Matt Horton	RHP	FR
6	Lex Kaplan	OF	FR
5	Randy LeBlanc	RHP	RS JR
31	Tyler Mapes	RHP	RS SR
28	Alex Massey	RHP	RS SO
13	Kyle McKenzie	RHP	RS SR
21	Corey Merrill	RHP	FR
38	Dan Rankin	RHP	SO
4	Jake Rogers	C	FR
42	Troy Ward	RHP	SO
39	Hunter Williams	INF	FR
17	Jake Wilsey	INF	FR
20	Brady Wilson	LHP	SR
40	Tyler Wilson	INF	JR
11	Bowen Woodson	IF/OF	SR
7	Tim Yandel	UTL/RHP	SO
45	Tyler Zamjahn	RHP	FR

PRONUNCIATION

Stephen AlemaisSTEF-In AI-eh-mace
 BjornjeldBYORN-yeld
 Buchowskiboo-KOW-ski
 Deschampdeh-SHAMP
 BraudBRO
 GibautJuh-BO
 SutterSUIT-er
 YandelYan-DELL
 ZamjahnZOM-yawn



2014 TULANE ROSTER BREAKDOWN

CATCHERS

No.	Name	Ht.	Wt.	Pos.	B/T	Yr.	Hometown/High School
4	Jake Rogers	6-2	185	C	R/R	FR	Canyon, Texas/Canyon
19	Barry Buchowski	6-2	220	C	R/R	FR	Moorestown, N.J./St. Augustine Prep
35	Cameron Burns	6-0	175	C	R/R	SO	Bellaire, Texas/Bellaire
43	Matt Braud	5-9	180	UTL	R/R	SO	River Ridge, La./Jesuit

INFIELDERS

No.	Name	Ht.	Wt.	Pos.	B/T	Yr.	Hometown/High School
1	Garrett Deschamp	6-2	195	INF	R/R	JR	Denham Springs, La./Parkview Baptist
2	Stephen Alemais	6-0	180	INF	S/R	FR	Bronx, N.Y./All Hallows/Elev8 Sports Institute
7	Tim Yandel	6-1	190	UTL/RHP	R/R	SO	Woodstock, Ga./Etowah
11	Bowen Woodson	6-0	190	IF/OF	R/R	SR	Vicksburg, Miss./Vicksburg
16	Hunter Hope	6-2	210	INF	R/R	FR	Jupiter, Fla./Dwyer
17	Jake Wilsey	5-11	175	INF	R/R	FR	Chestnut Hill, Mass./The Rivers School
19	Barry Buchowski	6-2	220	C/IF	R/R	FR	Moorestown, N.J./St. Augustine Prep
37	Nick DiMaggio	5-10	170	INF	R/R	SR	Metairie, La./St. Martin's Episcopal
39	Hunter Williams	6-0	215	INF	R/R	FR	West Monroe, La./West Monroe
40	Tyler Wilson	5-11	170	INF	R/R	JR	Cedar Park, Texas/Vista Ridge
43	Matt Braud	5-9	180	UTL	R/R	SO	River Ridge, La./Jesuit

OUTFIELDERS

No.	Name	Ht.	Wt.	Pos.	B/T	Yr.	Hometown/High School
6	Lex Kaplan	6-2	210	OF	L/L	FR	St. Louis, Mo./Ladue
7	Tim Yandel	6-1	190	UTL	R/R	SO	Woodstock, Ga./Etowah
8	Richard Carthon	5-8	195	OF	L/R	SO	Shreveport, La./C.E. Byrd
9	John Gandolfo	6-0	180	OF	R/R	JR	Franklin Lakes, N.J./Ramapo
11	Bowen Woodson	6-0	190	IF/OF	R/R	SR	Vicksburg, Miss./Vicksburg
23	Grant Brown	6-2	210	OF	R/R	FR	Gulfport, Miss./Gulfport
41	Andrew Garner	6-3	215	OF/RHP	R/R	SR	Lake Jackson, Texas/Brazoswood

PITCHERS

No.	Name	Ht.	Wt.	Pos.	B/T	Yr.	Hometown/High School
5	Randy LeBlanc	6-4	205	RHP	R/R	RS JR	Abita Springs, La./Covington
7	Tim Yandel	6-1	190	UTL/RHP	R/R	SO	Woodstock, Ga./Etowah
13	Kyle McKenzie	6-1	205	RHP	L/R	RS SR	Boston, Mass./Thayer Academy
14	J.P. France	6-1	200	RHP	R/R	FR	Marrero, La./Archbishop Shaw
20	Brady Wilson	6-2	175	LHP	R/L	SR	Central, La./Parkview Baptist
21	Corey Merrill	6-4	225	RHP	R/R	FR	Lutcher, La./Lutcher
26	Zach Flowers	6-2	175	RHP	R/R	FR	Middletown, Del./Salesianum
28	Alex Massey	6-2	190	RHP	R/R	RS SO	Baton Rouge, Louisiana/Catholic
29	Emerson Gibbs	6-1	195	RHP	L/R	SO	River Ridge, La./Jesuit
31	Tyler Mapes	6-2	205	RHP	R/R	RS SR	Plano, Texas/Newman Smith
32	Sam Bjornjeld	6-5	220	LHP	L/L	FR	Sugar Land, Texas/W.P. Clements
33	Ian Gibaut	6-3	220	RHP	R/R	SO	Houston, Texas/Lamar
34	Matt Horton	6-3	215	RHP	L/R	FR	The Colony, Texas/The Colony
36	Jordan Gross	6-2	215	LHP	L/L	SO	Franklin Lakes, New Jersey/Don Bosco Prep
38	Dan Rankin	6-3	185	RHP	L/R	SO	Katy, Texas/Seven Lakes
41	Andrew Garner	6-3	215	OF/RHP	R/R	SR	Lake Jackson, Texas/Brazoswood
42	Troy Ward	6-4	215	RHP	L/R	SO	North Richland Hills, Texas/Richland
44	Andrew Culp	6-4	220	RHP	R/R	FR	McLean, Va./Maret
45	Tyler Zamjahn	6-1	185	RHP	R/R	FR	Harahan, La./Brother Martin

PLAYERS BY STATE

Louisiana (12)

1	Garrett Deschamp	Denham Springs
5	Randy LeBlanc	Abita Springs
8	Richard Carthon	Shreveport
14	J.P. France	Marrero
20	Brady Wilson	Central
21	Corey Merrill	Lutcher
28	Alex Massey	Baton Rouge
29	Emerson Gibbs	River Ridge
37	Nick DiMaggio	Metairie
39	Hunter Williams	West Monroe
43	Matt Braud	River Ridge
44	Tyler Zamjahn	Harahan

Texas (10)

4	Jake Rogers	Canyon
31	Tyler Mapes	Plano
32	Sam Bjornjeld	Sugar Land
33	Ian Gibaut	Houston
34	Matt Horton	The Colony
35	Cameron Burns	Bellaire
38	Dan Rankin	Katy
40	Tyler Wilson	Cedar Park
41	Andrew Garner	Lake Jackson
42	Troy Ward	North Richland Hills

New Jersey (3)

9	John Gandolfo	Franklin Lakes
19	Barry Buchowski	Moorestown
36	Jordan Gross	Franklin Lakes

Massachusetts (2)

13	Kyle McKenzie	Boston
17	Jake Wilsey	Chesnut Hill

Mississippi (2)

11	Bowen Woodson	Vicksburg
23	Grant Brown	Gulfport

Delaware (1)

26	Zach Flowers	Middletown
----	--------------	------------

Florida (1)

16	Hunter Hope	Jupiter
----	-------------	---------

Georgia (1)

7	Tim Yandel	Woodstock
---	------------	-----------

Missouri (1)

6	Lex Kaplan	St. Louis
---	------------	-----------

New York (1)

2	Stephen Alemais	Bronx
---	-----------------	-------

Virginia (1)

44	Andrew Culp	McLean
----	-------------	--------



THIS IS TULANE BASEBALL

THIS IS TULANE

19 NCAA POSTSEASON APPEARANCES...THREE SUPER REGIONAL APPEARANCES...TWO COLLEGE WORLD SERIES APPEARANCES...A LONG AND STORIED HISTORY

One of the most prestigious universities in the United States is also home to one of the country's oldest baseball programs. Tulane University, located in the heart of the Uptown area of New Orleans, La., first fielded a baseball team in 1893, fifty years after the school opened its doors for the first time. The program got off to a great start, earning a 10-2 win against the Southern Athletic Club in the program's first game. The following season, the team posted an unblemished 3-0 record, including a 12-11 win against the program's main rival to this day, LSU. The 1904 team, pictured right, is the first photographed team in school history.



The early part of the 20th century saw entire seasons of Tulane baseball wiped out due to a variety of reasons, one of which was World War I, but the fans of the program - as well as the student-body - never lost interest in fielding a team. After going 0-14 during the 1930 season and 0-3 during the 1932 campaign, the program took a four-year hiatus before returning for good during the 1937 season, joining the Southeastern

Conference. The Green Wave, as they became known as during the 1920s, did not have much success, despite outstanding individual careers by future Major Leaguers Carl Lind (left) and Eddie Morgan (right) - both of whom played collegiately on the Uptown campus.



head coach

Claude Simons, Jr, who also coached the Green Wave football and basketball teams after a stellar collegiate career in which he was inducted into the College Football Hall of Fame in 1963.

After decent seasons with Simons, Jr., John Reed and Dennis Vinzant as skipper, the Green Wave hired a familiar name as their next skipper in Ben Abadie, a member of the 1948 SEC Champion squad. The Fortier High School (now Lusher High School) product was the Green Wave bat boy during his prep years while also earning all-prep honors during his junior and senior seasons. Despite fielding offers from big baseball schools like Texas, USC and Stanford, Abadie elected to stay close to home, earning All-SEC honors during his junior year. After a professional career that took him all over the country - and just six years removed from his Green Wave playing days - Abadie was hired to take over the reins of the baseball program in 1955.

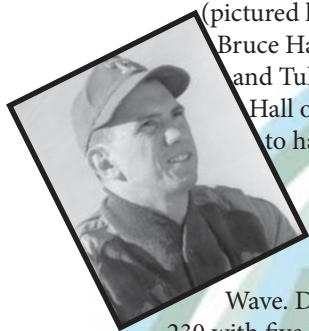
Despite stepping away from the team after just three seasons - handing the keys over to Mel Parnell, Bob Whitman, Jack Orsley and Doug Hafner, Abadie returned in 1964 to coach during the next three campaigns. When he stepped down, Abadie was the second-winningest coach, behind only Simons, Jr. Abadie

After the SEC decided against playing conference games during the 1944 and 1945 seasons because of World War II, the Green Wave picked up some steam in the league, eventually winning their first conference title in 1948 (players pictured below, right), going 18-4 overall and 7-1 in the SEC under the leadership of



THIS IS TULANE BASEBALL

BASEBALL




(pictured left) was tied for the second-longest tenured coach in Tulane history behind Simons, Jr., while tying with Bruce Hayes, who guided the program from 1911-15 and again in 1923. Abadie remained active in the New Orleans and Tulane communities until his death in 2011 at 89-years-old. Having been coached by Major League Baseball Hall of Famer Rogers Hornsby in the Venezuela League during his playing days, Abadie was the last living player to have been coached by "The Rajah."

During the 1966 season, the Tulane baseball team made history, as they fielded the first African-American in Southeastern Conference history in any sport, as Stephen "Steve" Martin patrolled center field for the Green

Wave. During his career, Martin (pictured right) posted a batting average of .230 with five home runs, 15 RBI and four stolen bases.



After Abadie stepped down once-and-for-all at the conclusion 1966 season - the same year Tulane left the Southeastern Conference to become independent - Tulane dug into their past again for another skipper. Milt Retif, a Jesuit High School product and former shortstop for the Green Wave, became the program's leader. Under his watch, Retif's teams went 123-73, including a 23-6 mark and 21-12 record in 1974, becoming the first Tulane head coach to record two 20-win campaigns.



With Retif - who was just getting his own oil business off the ground - at the helm, Tulane baseball became a household name. Tulane reached the national rankings under Retif, creeping to seventh in the country during the 1971 season. Retif was also a bulldog in terms of fundraising, scouring the city for donors in order to finance the program's locker rooms, uniforms and dugouts. After predominately playing a schedule close to home, Retif was able to take his squad across the nation, playing games against Kansas State, Oklahoma, Miami, Stanford, UCLA, Oregon, UCLA, U.C. Riverside, Wisconsin and BYU. Retif was also responsible for recruiting some of the best players to come through the program, including Cary Livingston - who is one of only three people to have their numbers retired at Tulane - and Steve Mura, who became the first Green Wave pitcher to reach the Majors in 1978. Retif (pictured left) is still a fixture at Tulane baseball games.

Once Retif laid the foundation for Tulane baseball, he stepped down to concentrate on his oil business. Taking over for Retif in 1975 was Joe Brockhoff. A graduate of East Jefferson High School, and an alum of Tulane foe Southern Miss. Brockhoff won two state championships as the head coach of the Warriors of East Jeff before taking over on the Uptown campus in 1975. Brockhoff took over the program as they transitioned into the newly-created Metro Conference. Despite going 0-4 in league play during the regular season, the 1979 Green Wave squad (pictured below) went to the conference tournament in Tallahassee, Fla., defeating Louisville and Virginia Tech on back-to-back days before sweeping a doubleheader against host-team Florida State to capture the tournament championship, vaulting the Green Wave to their first NCAA Appearance. While they dropped their only two




games of the NCAA South Regional in Starkville, Miss., to Murray State and Mississippi State, it showed that Tulane was a force to be reckoned with on the national level.

Brockhoff would lead the program to another Metro Tournament Championship in 1982, while also taking the Green Wave to back-to-back NCAA Regionals in 1982 and 1983. The Green Wave defeated Jackson State on May 29, 1982 for their first NCAA victory, but lost two games to South Regional host New Orleans. In 1983, Tulane notched a victory against Grambling in the Central Regional, but dropped games to Mississippi State and host-team Texas, being sent home with a bitter taste in their mouths.



THIS IS TULANE BASEBALL

Brockhoff took the program to NCAA regionals again in 1986, 1987 and 1988, thanks in part to the success of pitchers Kevin Mmahat and Gene Harris - both of whom played at the MLB level - and hitters Tookie Spann and Dan Wagner (pictured left). During his four-year career, Wagner posted the program's best career batting-average of .380, while notching a program-leading 16 triples, 619 total bases and tying for the most runs scored in school history. In 1992, Tulane made one final NCAA Regionals trip under Brockhoff as they captured the Metro Tournament Championship, before posting a losing season in 1993.



One-hundred and one years after the first Tulane baseball game was played, Tulane made a splash in hiring an up-and-coming head coach to lead their program to the next level. Since that hiring, Tulane has become not just one of the top baseball programs in the Southeast, but one of the nation's best.

Rick Jones was named the 22nd head coach in program history on Aug. 3, 1993. A former head coach at small college programs like Ferrum and Elon, Jones had been the pitching coach and recruiting coordinator for the Georgia Tech Yellow Jackets under then-head coach Jim Morris. Jones was responsible for securing the likes of Nomar Garciaparra and Jason Varitek for the Yellow Jackets baseball program. The year after he departed Georgia Tech, the program was the runner-up in the College World Series, thanks in large part to his recruiting efforts.

When Jones took over Tulane, he stated, "This is not a program where you go in thinking about rebuilding. It's one you can build on."

And build on it, he did.

The hiring of Jones (pictured right at his introductory press conference with then-Tulane AD Kevin White) paid immediate dividends, as his first squad won 41 contests - up from just 23 the year before - while returning to the NCAA Regionals. Jones became the first Tulane skipper to go to the NCAA Regionals in his inaugural season.



In 1996, just two years after taking over the reins, Jones' Green Wave saw a move to Conference USA, the first year of a conference that Tulane would call home for nearly the next two decades. Behind the likes of Jason Navarro, Jason Fitzgerald, Michael Johns, Conference USA Freshman of the Year Chad Sutter and future Major League Pitcher Jack Cressend, Tulane captured the very first Conference USA Tournament Championship, defeating St. Louis, Southern Miss (twice) and South Florida in Hattiesburg, Miss., advancing to the NCAA Regionals once again under Jones.

Winning was synonymous with Tulane baseball in the late part of the 1990s, as Tulane owned Conference USA. In 1997, Jones' squad earned the regular season Conference USA title, going 19-7 in league play, only to lose the tournament championship match to Charlotte. However, the Green Wave bounced back in a big way during the next two seasons, as 1998 saw Tulane win the regular season and tournament titles, while the 1999 squad won the tournament championship, propelling Tulane to the NCAA Regionals in both campaigns. Adding an NCAA Regional at-large bid in 2000 gave the Green Wave their first back-to-back-to-back NCAA Regional appearances since 1986-88.

There were a slew of individual honors in the mix for the Green Wave during the latter half of the 1990s. Jones was named the Conference USA Coach of the Year in 1997, while Navarro and Josh Bobbitt earned Conference USA Pitcher of the Year honors in 1997 and 1998, respectively. Sutter earned the 1999 Conference USA Player of the Year award, while also earning First-Team All-American honors. James Jurries - one of the greatest players to ever wear a Green Wave uniform - was not just named the 1999

Conference USA Freshman of the Year, but also the National Freshman of the Year from Baseball America and Collegiate Baseball. One year later, another stud in Jake Gautreau would be named the 2000 Conference USA Player of the Year.

However, all of these individual accolades paled in comparison to what the Green Wave would accomplish as a team in 2001. That year saw the Green Wave annihilate all challengers on their way to a 56-13 record overall, while winning the C-USA regular season and the C-USA Tournament. Tulane hosted a Regional and Super Regional (pictured left), and the Green Wave bested cross-state rival LSU in three games - including the final



THIS IS TULANE BASEBALL

game of legendary coach Skip Bertman's career - during the NCAA Super Regional on their way to Tulane's first berth in the College World Series (pictured right). Jones captured his second Coach of the Year award from the league, while Gautreau defended his title as the league's top player. Freshman Michael Aubrey followed in the footsteps of Jurries, as he won the 2001 Conference USA Freshman of the Year along with the National Freshman of the Year awards from Baseball America, Collegiate Baseball and The Sporting News.

Tulane's dominance at the national level was just beginning.

Tulane went to NCAA Regionals from 2002-04, while also reaching the Super Regional level in 2004. In 2005, Tulane returned to Omaha, as the Green Wave went 56-12 overall, getting past Rice in the Super Regional to earn their second College World Series berth in four years. Tulane had the Conference USA Player of the Year (Micah Owings), the Conference USA Freshman of the Year (Brad Emaus) and the Conference USA and National Coach of the Year (Jones).



Tulane would return to the NCAA Regionals in 2006 and 2008, and in 2008, they would open their newly renovated, state-of-the-art baseball stadium, Greer Field at Turchin Stadium. StadiumJourney.com has stated that Greer Field at Turchin Stadium is "one of the premier college baseball facilities in America. The ballpark is simply a great place to watch Division I baseball."

In April 2011, Jones secured his 1,000th career victory as a head coach in a win at UCF. A little more than two years later, Jones posted his 800th career win as a member of the Green Wave at UCF, becoming one of only a handful of current coaches to have 800 victories at his current school.

Tulane has sent quite a few players to the Majors, as well. Twenty-four former Green Wave baseball players have seen time at the Major League level - 14 of which have played at Tulane during the last 20 years. Over 90 players have been drafted from Tulane, and another 30 have signed professional contracts after their tenures at Tulane.

During Jones' tenure, the Green Wave have been to the NCAA postseason 12 times, including the two aforementioned trips to the College World Series. In addition to the Green Wave's success on the field, the baseball team has been one of the top academic baseball programs in the nation. Many former Green Wave players have gone on to have successful careers in their professional fields.

With a trophy case full of hardware and national recognition on a regular basis from respected baseball publications, Tulane Green Wave baseball has become a household name across the United States.



HEAD COACH RICK JONES



RICK JONES • 10

HEAD COACH

1080-522-3 OVERALL

804-429-2 AT TULANE • 21ST SEASON

UNC-WILMINGTON (1975) • CHATHAM, N.C.

The winningest coach in Tulane history, Rick Jones enters his 21st season at the helm of the Green Wave. A staple in college baseball, Jones has manned the dugout for 32 years as a collegiate coach and 39 as a coach overall. Jones has lived a life of baseball and the game has given him multiple lifetime's worth of accolades and success stories both on and off the field.

Since taking over as head coach prior to the 1994 season, Jones has led Tulane to the NCAA Regionals in 12 of his 19 seasons. His postseason résumé includes a school-record nine consecutive trips from 1998-2006, three regional championships and trips to the College World Series in 2001 and 2005.

Jones was appointed the head coach of the 2009 United States Collegiate National Team on July 8, 2008. He guided the Red, White & Blue to the championship of the 2009 Enbridge Northern Gateway Pipeline World Baseball Challenge at Prince George Citizen Field in British Columbia, posting a 5-1 record in the tournament. Jones' squad grabbed the title with a 5-2 victory over Canada in the championship game.

Under Jones' tutelage, Tulane has ten seasons of 40 or more victories, including school-record 56-win seasons during both CWS years. His 2001 club set the school mark for winning percentage at .812 (56-13) and the 2005 club was a shade better at .823 (56-12).

In a 2007 study done by Baseball America, Tulane has had the most meteoric rise among college baseball programs from 1999 through the end of the 2006 season. The Green Wave rose 66 spots and ranked 16th among Division I programs following the inception of the Super Regional. Baseball America honored the Green Wave again that January, naming Tulane one of 16 teams nationally to receive an "A" impact rating based on overall performance both on and off the field since the NCAA tournament field was expanded to 64 in 1999.

Sixty-one Green Wave players have earned all-conference honors on 89 occasions, including 54 first-team selections, and 25 have claimed C-USA All-Freshman Team recognition.

The winningest coach in C-USA history, Jones was named C-USA Coach of the Decade in 2005 after helping Tulane win four Conference USA regular-season championships and the C-USA Tournament a league-record five times. A league-high four Tulane players were named to the C-USA All-Decade team - Michael Aubrey, Jake Gautreau, James Jurries and Chad Sutter - and Gautreau was named Player of the Decade.

Seven of the 17 C-USA Players of the Year have come from Tulane, including a five-year streak from

1999-2003, to give the Green Wave more than any other league team. In addition, six C-USA Freshman of the Year have donned a Green Wave jersey, while three Tulane standouts have been named conference's Pitcher of the Year.

Conference is not the only level to recognize the Tulane program, though. On the national scene, 22 players have received All-American recognition - including at least one every season from 1996-2006 - 17 players were named Freshman All-Americans, and five have earned positions on the USA Baseball National Team during the Jones era.

Professional scouts have also taken note on Jones' players as well. Major League Baseball teams have spent

Jones' Career Milestones

1st Win	Ferrum College
50th	Ferrum College
100th	Ferrum College
150th	at Elon 10, Catawba 3 (3/11/1986)
200th	at Elon 1, Methodist 0 (4/20/1987)
250th	Elon 13, at High Point 2 (3/26/1989)
300th	at Tulane 6, Northwestern State 5 (4/13/1994)
350th	at Tulane 5, Morehead State 0 (2/9/1996)
	1996 Season Opener
400th	at Tulane 15, Rutgers 5 (3/7/1997)
450th	Tulane 6, at South Florida 5 (3/28/1998)
500th	at Tulane 8, Cincinnati 7 (3/27/1999)
550th	at Tulane 3, St. Louis 2 (4/8/2000)
600th	Tulane 17, at Southern Miss 9 (4/21/2001)
650th	at Tulane 14, Louisville 6 (5/3/2002)
700th	at Tulane 3, Louisville 1 (5/22/2003)
	Conference USA Tournament
750th	at Tulane 7, Arizona State 2 (2/19/2005)
	at Zephyr Field
800th	Tulane 6, vs. Texas Tech 4 (2/11/2006)
	Houston College Classic
850th	at Tulane 9, Wright State 8 (3/3/2007)
	at Zephyr Field
900th	Tulane 8, at New Orleans 4 (4/9/2008)
950th	at Tulane 14, Boston College 6 (2/21/2010)
1000th	Tulane 10, at UCF 8 (4/8/2011)
1050th	vs. East Carolina (5/23/2012)
	Conference USA Tournament

53 draft picks on Tulane players - including five in the first-round - since 1994, and a total of 76 players have signed professional contracts.

While Tulane has achieved unprecedented success on the diamond under Jones, it has enjoyed the same amount of accolades in the classroom as Green Wave players have earned C-USA Commissioner's Academic Honor Roll recognition 218 times since 1996, which

stands as a direct testament to the level of student-athlete Jones has been able to bring into the Tulane program.

Since 1994, six players have earned Academic All-America honors, including James Jurries (2001), Tommy Manzella (2005) and Rob Segedin (2010) who became the first three Tulane student-athletes to earn athletic and academic All-America recognition in the same season. Brandon Boudreaux and Jeremy Schaffer became the first set of teammates in Tulane history to earn Academic All-America honors during the same season when they grabbed third-team and second-team honors, respectively.

Every player who played four years for Jones has completed their degree, and several have gone on to prominent roles in their post-graduate life. While baseball has been the career choice of some, the list of former Jones players include Major Leaguers, Major League general managers, radiologists, lawyers, state representatives, accountants and health care workers.

Jones' impact is not limited to his players, however, as many of his former assistants have held collegiate head coaching positions: Brian Cleary (formerly at Cincinnati), Jim Schlossnagle (TCU), Rob Cooper (Penn State), Mark Kingston (Illinois State) and Buddy Gouldsmith (formerly at UNLV). In addition, three of his former players are now college head coaches: Mike Kennedy at Elon, Steve Trimper at Maine and Matt Riser at Southeastern Louisiana.

For his contributions to college baseball, Jones has earned a trio of Conference USA Coach of the Year titles and has been named Louisiana Coach of the Year five times. Following the 2001 season, Jones earned his first Division I Coach of the Year award when he was named the American Baseball Coaches Association/Diamond Sport Company Division I South Region Coach of the Year and in 2005 he was honored as Baseball America's National Coach of the Year.

In 20 seasons with the Green Wave, Jones has tallied a 804-429-2 record (.651), including a 315-189-2 mark in conference play. A 6-0 victory over LeMoyne on Feb. 22, 2009 gave Jones his 642nd victory, making him the winningest coach in school history, surpassing Tulane legend Joe Brockhoff's record, which stood at 641 wins since Brockhoff's retirement following the 1993 season. On May 4, 2010 he posted his 700th victory as the Tulane skipper with an 8-5 victory against Louisiana Monroe.

On May 10, 2013, Jones won his 800th game at Tulane when he and his squad defeated UCF in Orlando, 8-1. With the victory at the time, Jones became one of only 15 current college coaches with 800 or more wins at their current school, a mark of excellence and a testament to the success he has had over the course of his career at Tulane.



HEAD COACH RICK JONES

Winning and national recognition are nothing new to Jones, though, as he has achieved success at every stop of his coaching journey. Including previous head coaching stints at Ferrum (Va.) College and Elon (N.C.) College, Jones has tallied 1,012 career head coaching victories. For most of his life, Jones has been around the baseball diamond and on April 8, 2011 in Orlando, Fla. he posted his 1,000th career head coaching victory. His 1,000th win came via a 10-8, come-from-behind victory over UCF.

Jones was also selected to help coach Team USA in 1990 where he served as the national team's pitching coach and recruiting coordinator. Jones helped Team USA win the bronze medal at the Goodwill Games and earn the silver medal at the Presidential Cup in Taiwan.

As the assistant head coach at national power Georgia Tech from 1990-93, Jones coached the pitchers for four years and served as the Yellow Jackets' recruiting coordinator for three seasons. During his stint in Atlanta, Jones helped the Yellow Jackets to four consecutive NCAA Regionals, and his recruiting classes were

nationally ranked each year and included the likes of Nomar Garciaparra and Jay Payton.

Jones' pitching staffs posted team ERAs below 4.00 in three of his four seasons at Georgia Tech. The 1992 staff finished the season 10th in the NCAA in ERA, while the 1993 staff finished sixth, marking the first times in Georgia Tech's history that a pitching staff ranked among the national leaders.

Prior to joining the Georgia Tech staff, Jones served as the head coach at Elon College where he helped the then-Fighting Christians (Elon has since renamed its mascot the Phoenix) to a 174-61 record from 1985-89. His .743 winning percentage is the best of any coach in the school's athletic history. Jones' Elon clubs won four NAIA District 26 titles and made three trips to the NAIA World Series, ranking in the Top 10 each year. In 1989, Jones led Elon to a 36-9 record and earned National Coach of the Year recognition.

While at Elon, Jones was a three-time NAIA District Coach of the Year, and earned Regional Coach

of the Year and Carolina Conference Coach of the year honors twice. In 1989, Jones was tabbed the National Coach of the Year, earned Diamond Baseball National Coach of the Year honors for NAIA schools, and was inducted to the Elon Hall of Fame in October 2004.

Jones' collegiate coaching career began at Ferrum College in Virginia where he led the Panthers to a 102-34-1 record from 1982-84, including a pair of Top 10 rankings. Jones began his coaching career at E.E. Smith High School in Fayetteville, N.C. and prior to his stop at E.E. Smith, Jones taught and coached in the Chatham County school system for three years.

A 1975 graduate of UNC-Wilmington, Jones was a two-year letterman on the Seahawk baseball team before earning his master's degree at North Carolina A&T in 1977. He also attended Sandhills Community College in North Carolina where he played for two seasons.

Jones is married to the former Gina Zwan, formerly a special education teacher in the Jefferson Parish School system.



The Rick Jones File

Full Name: Charles Rick Jones

High School: Chatham (N.C.) Central High School

Alma Mater: UNC-Wilmington, B.S. in Health and Physical Education (1975); North Carolina A&T, Masters in Health and Physical Education (1977).

Playing Career: Sandhills Community College, Left-Handed Pitcher (1972-73), UNC-Wilmington, Left-Handed Pitcher (1974-75).

Family: Married to the former Gina Zwan.

Coaching Career: Tulane University - Head Coach (1994-Present); USA Collegiate National Team - Head Coach (Summer, 2009); Georgia Tech (1990-93); USA Collegiate National Team - Assistant Coach (Summer, 1990); Elon College - Head Coach (1985-89); Ferrum College - Head Coach (1982-84).

Coached Under: Jim Morris (Georgia Tech)

Coaching Tree: Rob Cooper (Penn State), Jim Schlossnagle (TCU), Mark Kingston (Illinois State), Brian Cleary (formerly at Cincinnati), Buddy Gouldsmith (formerly at UNLV), Mike Kennedy (Elon), Steve Trimper (Maine), Matt Riser (Southeastern Louisiana)

Record by School:

Tulane: 804-429-2 (.651)

Elon: 174-61 (.740)

Ferrum: 102-32-1 (.756)

Highlights: The winningest and longest tenured coach in Tulane baseball history...named 2005 National Coach of the Year by Baseball America.... earned South Region Coach of the Year in 2001 from the American Baseball Coaches Association...1989 NAIA National Coach of the Year...spent two summers with the USA Collegiate National Team (2009 and 1990)...made two College World Series Appearances (2001 and 2005)...three time Conference USA Coach of the Year (1997, 2001 and 2005)...five time Louisiana Coach of the Year... won the Regular Season C-USA title four times (1997, 1998, 2001 and 2005)...won the C-USA Tournament crown five times (1996, 1998, 1999, 2001 and 2005)...guided the 2001 and 2005 clubs to a Tulane school record 56 wins...topped the 40-win mark ten times since 1994...has collected 40-plus wins 11 times in his coaching career...became one of just a handful of current coaches to win 800 games at his current school when he defeated UCF on May 10, 2013.

Year	School	Overall	Conf.	Conf. Finish
1982	Ferrum	29-16	--	--
1983	Ferrum	34-8-1	--	--
1984	Ferrum	39-8	--	--
1985	Elon	40-10	13-3	--
1986	Elon	35-14	12-6	--
1987	Elon	37-13	12-4	--
1988	Elon	26-15	8-8	--
1989	Elon	36-9	16-2	--
1994	Tulane	41-24	11-8	4th (Metro)
1995	Tulane	32-26	8-10	5th (Metro)
1996	Tulane	43-20	18-6	2nd (C-USA)
1997	Tulane	40-21	19-7	1st (C-USA)
1998	Tulane	48-15	22-5	1st (C-USA)
1999	Tulane	48-17	19-8	2nd (C-USA)
2000	Tulane	38-22-1	20-6-1	2nd (C-USA)
2001	Tulane	56-13	21-6	1st (C-USA)
2002	Tulane	36-27	17-13	5th (C-USA)
2003	Tulane	44-19	20-10	3rd (C-USA)
2004	Tulane	41-21	21-9	2nd (C-USA)
2005	Tulane	56-12	24-6	1st (C-USA)
2006	Tulane	43-21	15-9	3rd (C-USA)
2007	Tulane	34-26	9-15	7th (C-USA)
2008	Tulane	39-22-1	13-9-1	3rd (C-USA)
2009	Tulane	34-25	13-11	3rd (C-USA)
2010	Tulane	32-24	10-14	T-8th (C-USA)
2011	Tulane	31-26	10-14	7th (C-USA)
2012	Tulane	38-20	14-10	3rd (C-USA)
2013	Tulane	30-28	11-13	7th (C-USA)
Total	28 Years	1080-522-3	376-212-2	



ASSOCIATE HEAD COACH CHAD SUTTER



CHAD SUTTER • 18

ASSOCIATE HEAD COACH

TENTH SEASON

KENNESAW, GA.

TULANE, 2000

One of the most popular and most decorated players in the history of Green Wave baseball, Chad Sutter is in the tenth season of his third stint at Tulane and begins his sixth season as associate head coach and pitching coach.

A 2004 inductee into the Tulane Athletics Hall of Fame and the number nine all-time home run hitter in NCAA history, Sutter also helps with recruiting efforts in addition to his mentoring of the Green Wave pitching staff. Following an outstanding playing career from 1996-99, Sutter returned to the Tulane dugout as a graduate assistant in 2001 and served as the team's pitching coach in 2002 and 2003. From there, he spent a year as the top assistant and recruiting coordinator at UNLV before returning to his alma mater in 2005.

Sutter's pupils with the Green Wave dot the Tulane record book, including 2005 All-Americans Brian Bogusevic and Micah Owings, along with 2003 Freshman All-American J.R. Crowel and the top two closers all-time in Conference USA and Tulane, Daniel Latham (43 saves) and Nick Pepitone (31).

All told, Sutter's pitchers have claimed All-America honors twice and earned All C-USA honors on 11 occasions. Despite having so many players move on to pro baseball, the Green Wave pitching staffs have been dominant under Sutter's tutelage, consistently ranking among the league leaders in ERA, strikeouts and victories.

Sutter has tutored both the pitchers and the hitters during his time in the Olive and Blue and helped the Green Wave improve their patience at the plate, leading C-USA in walks in 2009. Under his tutelage, five players from the Tulane offense earned spots in major league organizations, including New York-Penn League All-Star Sam Honeck and third-round draft pick Josh Prince. All-American third baseman Rob Segedin was picked in the third round by the New York Yankees in 2010 and posted just the fifth season batting average of better than .400 in Tulane history, hitting a blistering .434 during the 2010 slate.

Including his playing days, Sutter has spent over a decade at Tulane and has enjoyed success in each of his previous two stints in The Big Easy. As a student-athlete,

he was a four-time All-Conference USA honoree, won the league's inaugural Freshman of the Year title in 1996, and became the first player to earn both Freshman and Player of the Year honors during their career. As a player, graduate assistant and pitching coach, he has helped the Green Wave win four regular-season league championships and five C-USA Tournament titles, was a key contributor to eight NCAA Regional berths—including a trio of No. 1 seeds—and trips to the College World Series in 2001 and 2005.

In nine years as a collegiate coach, Sutter has helped 50 players reach the professional level, including 26 that had never been previously drafted. The Kennesaw, Ga. native has also tutored four first rounder draft picks (Jake Gautreau in 2001, Michael Aubrey in 2003, Brian Bogusevic in 2005 and Shooter Hunt in 2008).

His 2005 staff set a team record for strikeouts (579) and saves (22) and tied the team record for wins while claiming 16 national, conference and state pitcher of the week titles.

While with the Rebels in 2004, Sutter helped guide UNLV to the Mountain West Conference Tournament championship and an appearance in the NCAA Palo Alto Regional. In addition, his efforts as a recruiter did not go unnoticed as the 2004 UNLV early signing class ranked No. 8 in the nation by Baseball America.

Prior to his venture out West, Sutter coached the pitchers at Tulane for two years. In 2003, Sutter guided the Green Wave's pitching staff to a 4.10 team ERA with six freshmen tallying more than 30 innings. Two of those freshmen earned Freshman All-America honors while Crowel was tagged C-USA Freshman of the Year.

In 2002, his first year as the pitching coach, Sutter's pupils Nick Bourgeois and Beau Richardson were drafted by the Philadelphia Phillies, marking the first time since 1994 that two Green Wave hurlers were selected in the MLB draft.

While 2002 was his first year as a pitching coach, Sutter has a wealth of knowledge about the position after catching a trio of All-Americans as a collegian. He is also able to draw on the knowledge of his father, Hall of Fame closer Bruce

Sutter, who starred for 13 years in the major leagues in Atlanta, Chicago - where he won the 1979 Cy Young Award - and St. Louis - where he helped the Cardinals win the 1982 World Series.

As a graduate assistant at Tulane in 2001, Sutter coached the catchers, assisted with hitting and served as the team's first base coach. He helped guide the team to its first postseason trip to Omaha and helped the Green Wave set school records in wins (56), hits (844), runs scored (639), RBI (587) and stolen bases (146), while finishing second in batting average (.338) and second in doubles (149). Offensive prowess is nothing new to Sutter, however. One of the most accomplished hitters in Tulane history, Sutter completed his career as the Green Wave's home run and RBI king with 75 and 280, respectively.

As a senior, he earned first-team All-America honors from Collegiate Baseball and College Baseball Insider while picking up second-team recognition from Baseball Weekly and the National Collegiate Baseball Writers Association. He earned all-conference honors all four years as a collegiate athlete, earning first-team honors as a sophomore and senior, second-team honors as a junior and garnering honorable-mention recognition as a freshman.

As a rookie in 1996, Sutter earned Freshman All-America honors from Collegiate Baseball. He still holds the league record for career home runs, RBI and total bases while ranking third all-time in hits and fourth in runs scored. Following the 1999 season, Sutter was drafted in the 23rd round by the New York Yankees and went on to play one year with the organization's Staten Island affiliate.

A native of Kennesaw, Ga., Sutter completed his degree in social science from Tulane in August 2000. He has one daughter, Riley, and one son, Calen, and resides in Mandeville.



ASSISTANT COACH/RECRUITING COORDINATOR JAKE GAUTREAU



JAKE GAUTREAU • 24

ASSISTANT COACH/RECRUITING COORDINATOR

FIFTH SEASON

MCALLEN, TEXAS

TULANE, 2011

Jake Gautreau enters his fifth season on the Green Wave coaching staff, serving as the programs recruiting coordinator, hitting instructor and infielders coach. Gautreau was an All-American standout for the Green Wave from 1999-2001, earning the Conference USA Player of the Year award in back-to-back seasons, and played eight seasons of professional baseball before returning to his alma mater as an assistant coach in 2010.

One of the most decorated players in the history of Tulane baseball, Gautreau was inducted into the Tulane Athletic Hall of Fame in 2007. The McAllen, Texas native earned the distinction of Conference USA's Player of the Decade in 2005 and earned seven All-American honors at third base/designated hitter from a variety of publications while helping Tulane advance to its first ever College World Series in 2001.

Gautreau has worked with the Tulane hitters since his arrival in 2010 and during that time the Green Wave has its fair share of success at the plate. The 2011 season was one to remember as the Olive and Blue led Conference USA five offensive categories and found themselves among the top-three on 13 of C-USA's offensive charts.

Gautreau's recruiting efforts have been noticed on the national level, as the 2014 Tulane baseball signing class was named one of the top-25 classes by both Baseball America and Perfect Game. Gautreau himself was named an 'Assistant Ready to Lead' by Perfect Game in the summer of 2013.

In 2010, Rob Segedin boasted a .434 batting average, becoming just the fifth player in school history to top the .400 mark for an entire season, to rank ninth overall in the NCAA and, in 2011, Jeremy Schaffer ranked 18th nationally in doubles, with 23.

A three-year letterwinner while on the Uptown campus, Gautreau assumed the role of recruiting coordinator during the spring of 2011 and promptly signed a nine member class that arrived in the Crescent City during the fall of 2012.

That class helped lead the Green Wave to the cusp of an NCAA Tournament berth and a third place showing in one of the toughest conferences in the nation.

He was named a Louisville Slugger/Collegiate Baseball Freshmen All-American in 1999 while earning a spot on the Conference USA All-Freshmen Team, the C-USA All-Tournament Team and the Auburn Regional All-Tournament Team. As a sophomore, Gautreau earned his first of two Conference USA Player of the Year awards, was an All-Conference USA First Team pick and earned All-American honors from the National Collegiate Baseball Coaches Association and Collegiate Baseball.

Gautreau earned a spot on the US Collegiate National Team in the summer of 2000, as he hit .348 (32-for-92) with seven doubles and four home runs to go with 20 RBI and a .576 slugging percentage. He was named the Best Hitter Award winner and Home Run King Honors from the 2000 Honkbal Tournament in Haarlem, Netherlands and was named a Summer All-American by Baseball America.

In 2001, Gautreau earned First Team All-American honors from the American Baseball Coaches Association, Baseball America, Baseball Weekly, Collegiate Baseball and the National Collegiate Baseball Writers Association, while repeating as C-USA Player of the Year and a First Team All C-USA performer. He was named to the NCAA All-New Orleans Regional Team and helped the Olive and Blue advanced to its first-ever College World Series.

In his career, Gautreau boasted a .344 career batting average with 58 home runs, 103 walks, 200 runs scored, 233 RBI's and 275 hits. He ranks among the Conference USA leaders in RBI's, home runs, runs scored and total bases. His name appeared in the Tulane career record books eight times and his makes 17 appearances on the single-season charts.

A first round (14th overall) draft selection of the San Diego Padres in the 2001 Major League Baseball Amateur Draft, Gautreau climbed through the Padres organization.

His .309 average in Single-A earned him a late season promotion to Triple-A Portland. His pro career, however, was set back by an intestinal infection which limited his playing time and development and ultimately forced him to retire. In 2004, Gautreau was traded to the Cleveland Indians organization, which placed him in AAA Buffalo and a season later he was named to International League Midseason All-Star Team.

In 2007, he was acquired by the New York Mets organization and returned to New Orleans as the second baseman for the Triple-A New Orleans Zephyrs in the Pacific Coast League. After a stint in Independent ball with Fort Worth in 2008, Gautreau joined the Green Wave in the summer of 2009.

Gautreau earned his Bachelor of Arts in Media Arts from Tulane in 2011. He is married to the former Erin Dobyanski, a Tulane volleyball standout from 1998-2001, and they have one child, William Jacob. The Gautreaus reside in New Orleans.



ASSISTANT COACH SHOOTER HUNT/D.O.B.O. BRIAN MEYER



SHOOTER HUNT • 22

VOLUNTEER ASSISTANT COACH

SECOND SEASON

WYCKOFF, N.J.

TULANE, 2013

Shooter Hunt is in his second season as a part of the Green Wave coaching staff after starring on the Uptown campus during his collegiate athletic career. The 31st overall pick of the 2008 MLB Draft in 2008, Hunt will work with the programs base runners and act as the first base coach on game days.

Hunt was a first round selection by the Minnesota Twins in the 2008 Major League Baseball First Year Player Draft. He began his career with the Rookie League Elizabethtown Twins and was quickly moved to the Single A affiliate Beloit Snappers. Over the next four seasons, Hunt made stops with the Gulf Coast Twins (Gulf Coast League) and the Snappers in 2009 before spending the next two seasons on the Fort Myers Miracle, the organizations Single A Advanced affiliate.

In his professional career, hunt made 93 career appearances with 28 starts on the mound and compiled 193 innings. He fanned 219 batters - or 10.21 batters per nine innings - and was used primarily as a reliever during his final two seasons. Over his career he owned an opponent's batting average of under .250 and was named the Appalachian League Pitcher of the Week on July 14, 2008.

A stalwart on the mound during his career, Hunt currently holds the top opponent's batting average in Tulane history at .204, while ranking fifth in strikeouts per nine innings (10.33) an seventh in earned run average (2.65). He earned All-America accolades from Baseball American, Collegiate Baseball Magazine, the National Collegiate Baseball Writers and Rivals.com after his junior campaign, was a two-time Frist Team All-Conference USA selection and played two summers in the Cape Cod Baseball League.

His junior season on campus was one to remember as, Hunt led Conference USA in pitching victories (nine), opponent's batting average (.175), strikeouts (126) and innings pitched (100.2) to help the Olive and Blue reach the NCAA Tallahassee Regional. He was named the 2008 Conference USA Pitcher of the Year and earned a First Team All-Conference USA selection that season. On top of being named to five separate All-America squads, Hunt was a semifinalist for a handful of major college baseball awards, including the Golden Spikes Award and Dick Howser Trophy.

Hunt made an impact in his first season with the Green Wave program in 2007, after spending a season on

campus at the University of Virginia. In 2007, the right-hander threw 99.2 innings and posted a 6-6 record in 15 starts. He ranked second on the team with 104 strikeouts and posted a career-best 2.62 earned run average.

His initial collegiate season was spent with the Cavaliers and saw him make 17 appearances with three starts. He didn't factor into any decisions that season and fanned 33 batters in 34.1 innings of work. Hunt spent both of his collegiate summers playing for the Falmouth Commodores of the Cape Cod Baseball League and was among the top prospects in the prestigious summer league during both of his stints with the club. Named the ninth best prospect in 2006, he led the league with 54 strikeouts and was tied for team lead in wins. The 2007 found him as the 11th best prospect in the CCBL after totaling 48 strikeouts in 36.1 innings and compiling a 2-2 record.

Hunt played his prep baseball for Ramapo High School in Wyckoff, N.J. for his father, Mickey, and was the New Jersey Player of the Year. He was a 34th round pick of the Texas Rangers in the 2005 MLB Draft and was among the top-100 national prospect by multiple recruiting services.



BRIAN MEYER

DIRECTOR OF BASEBALL OPS

THIRD SEASON • NORTH ROYALTON, OHIO

OTTERBEIN, 2004

Brian Meyer begins his third season with the Green Wave as the programs director of operations. Meyer made coaching stops at Wright State University and Otterbein College, where he was a three-year starter at second base, before assuming his role at Tulane in 2012.

While at Wright State, Meyer helped lead the Raiders to the 2011 NCAA Tournament and win a pair Horizon League titles in 2010 and 2011. Meyer worked with the outfielders, aided with hitting instruction and acted as the bench coach on game day. The Raiders ranked among the national leaders in a slew of offensive categories during Meyer's three seasons on campus, including finishing the 2011 campaign ranked second in batting average and 16th in slugging percentage.

Before joining the staff at WSU in 2010, Meyer

spent three seasons with his alma mater and worked as the co-recruiting coordinator and hitting coach. The Cardinals ranked among the national leaders in home runs, doubles and fielding percentage during Meyer's time with the program and had 15 players selected to the All-Ohio Athletic Conference teams, five players named to the All-Region squad and one player garnered All-American honors.

Meyer also worked with the Licking County Settlers of the Great Lakes Collegiate Summer League, serving as the head coach during the summer of 2010. That season, he was named the GLCSL Manager of the Year after guiding the Settlers to their first regular-season title and a final national ranking of 23. The squad set franchise records for and led the league in wins, batting average, runs scored, hits, home runs, doubles, on base percentage,

and slugging percentage.

In 2008 and 2009, Meyer was the hitting coach for the Settlers as the team set program records for wins, batting average, doubles and on-base percentage. While with LC, the team has had seven players named to the All-GLSCL team and set 10 program records over two seasons.

Meyer graduated from Otterbein with his Bachelor's of Arts in Sports Management in 2004 and went on to earn his K-12 Physical Education Teaching License in 2005. The North Royalton, Ohio, native went on to earn his Masters of Arts in Education from Otterbein in June of 2009.



SUPPORT STAFF



CURTIS AKEY

ATHLETIC COMMUNICATIONS

SECOND SEASON • MANDEVILLE, LA.

LSU, 2007

Curtis Akey is entering his second year as Assistant Athletics Communication Director for Tulane Athletics.

Akey is the primary contact for Tulane's baseball, volleyball, track and field and cross country sports. He will also assist in the publicity of other Tulane sports.

For the three years prior to Akey's full-time arrival at Tulane, he assisted the Tulane Athletics Communications Department during game days in various sports. During Tulane football games, Akey served as the press box public address announcer as well as assisting various radio and television crews with statistics. Akey has also been a spotter on the stat crew for Tulane men's basketball.

Prior to joining Tulane full-time, Akey worked in the non-profit industry in New Orleans for four and a half years. He most recently worked for Caps for Kids, an international non-profit organization dedicated to providing celebrity autographed hats to children who have lost their hair to cancer.

Before moving to New Orleans in mid-2008, Akey worked in the Sports Information Department at Louisiana State University for a year as a student worker. He assisted with the publicity of a variety of sports, including the 2007 National Championship football team and LSU's 2008 College World Series baseball squad. He was also the primary contact for LSU's first Super Six

gymnastics team.

At LSU, Akey worked under current Tulane Associate Athletics Communication Director Brian Miller.

Akey graduated from LSU in May 2007 from the Manship School of Mass Communications. He also holds a minor in business.

The Mandeville, La., native is married to the former Jackie Deak of Tinley Park, Ill. They reside in Jefferson, La.



BRIGGS BARRIOS

STUDENT ASSISTANT

FIRST SEASON • METAIRIE, LA.

TULANE, 2014

Briggs Barrios is entering his first year as Student Assistant with the Green Wave baseball program.

Barrios will assist the coaching staff in practice planning, game preparation and other aspects of the game as needed.

Barrios was forced to retire in Feb. 2014 - his senior season - due to chronic hip problems. It was then decided by he, his family and the Tulane coaching staff that he would remain with the squad in a different capacity. Barrios will wear No. 3 in 2014.

A three-year player for the Green Wave from 2011-2013, Barrios appeared in 78 games with 36 starts over the course of three years. He compiled a batting average of .197 with 25 hits, seven runs, six doubles, nine RBI, 28 walks and one stolen base.

Barrios' best season came in 2012 when he notched a batting average of .276 in 29 at bats. He had a career-best four RBI that season, two of which came at Memphis on March 31.

Barrios was a local product, having played his high

school ball at Jesuit, where he lettered three times for the Blue Jays. He earned All-District honors during his senior year for his play at first base while also earning the Rusty Staub Award for the baseball player that exhibits leadership, sportsmanship and spirit at Jesuit High School.

Barrios will graduate from Tulane in May 2014.



RUSS BULLER

STRENGTH & CONDITIONING

FOURTH SEASON • WESTLAKE, LA.

LSU, 2000

Russ Buller enters his fourth season as the strength and conditioning coach at Tulane but begins his first campaign as the Wave's Director of Strength and Conditioning (Olympic Sports). Buller will head up the strength and conditioning efforts for baseball, men's and women's tennis and golf.

Buller has seen the strength and conditioning efforts from the perspective of an athlete and trainer, competing in track and field while an undergraduate at LSU while earning his Bachelors of Science degree in Exercise Physiology.

The Westlake, La. native enjoyed a very successful career, starting with his time at LSU and finishing in 2008 with a fourth place showing at the USA Olympic Trials in Eugene, Ore. From 2000-08, Buller was ranked among the top-10 pole vaulters in the USA, reaching the #3 ranking in 2006. That season, he won the USA Outdoor championship with a vault of 5.80-meters, defeating reigning Olympic silver medalist Toby Stevenson for the title.

Twice an Olympic Trials finalist, Buller was an alternate on the 2008 USA Olympic Team. He competed at such international competitions as the Track and Field World Cup, the Pan-American Games, the World University Games and the World Championships. Buller's best international finish came at the 2003 Pan American Games where he took the silver medal.

While a collegiate at LSU, Buller won a pair of Penn Relay Championships - becoming just the second man to clear 18-feet at the prestigious event - and claimed All-American honors five times in the event. He left LSU as the Indoor (5.80m) and Outdoor (5.71m) school record holder and claimed a pair of SEC Indoor titles and four SEC Outdoor championships. A two-time All-American sprinter, as well, Buller ran the lead leg on a pair of NCAA bronze medal 4x100-meter relay squads. In the classroom, he was an LSU Dean's List and Directors Cup Award winner, while also earning a spot on the SEC Academic Honor Roll during his time in the Purple and Gold.

His professional career has included stops as the Head Track and Field coach at McNeese State University and a resident athlete/volunteer strength, speed and conditioning coach at the USA Olympic Training Center in San Diego. Buller also spent time as the assistant strength and conditioning coach for the San Diego Padres Organization. He has also worked as the director of fitness, nutrition and wellness for "Cooking Light Magazine's" Lifestyle Cruises publication that is produced by Time, Inc.

Buller received his Bachelors of Science degree in Exercise Physiology from LSU. Buller resides in New Orleans with his wife, Dana Ellis-Buller, a former Olympic pole vaulter, who is in her second year of residency in Dermatology at Tulane, and their daughter, Zoë Blayze Buller, who was born Feb 2, 2013.



SUPPORT STAFF



TODD GRAFFAGNINI

"VOICE OF THE GREEN WAVE"

22ND SEASON • NEW ORLEANS, LA.

LOYOLA UNIVERSITY, 1993

"The Voice of the Green Wave" Todd Graffagnini is entering his 22nd season with the Tulane athletic department.

Since 2007, Graffagnini has handled all play-by-play duties for the Green Wave's football, men's basketball and baseball teams, as well as the serving as the host for all Tulane coaches' radio and television shows.

Prior to his full-time role with the Tulane athletic department, Graffagnini served in several capacities with the Tulane broadcasting team for 16 years. Graffagnini has been the full-time baseball play-by-play announcer for Tulane since 1994.

Graffagnini is the only broadcaster in the history of Tulane Athletics to help bring College World Series, three football bowl games and NCAA Basketball Regional coverage to the Green Wave fans listening on the radio.

An all-metro pitcher as a prepster at Jesuit, Graffagnini earned a baseball scholarship to play at then-Northeast Louisiana University (now Louisiana-Monroe). A foot injury ended his playing career prematurely, but he remained active in baseball as an assistant coach at Loyola from 1992-93 when he helped the Wolfpack program go from a club team to a varsity program. It was during his time at Loyola when he began volunteering on Tulane's baseball broadcasts.

The Graffagnini family has been a staple in Green Wave baseball for quite some time. Three of Graffagnini's brothers - Kyle Graffagnini, Keith Graffagnini and Grayden Griener - have played baseball for the Green Wave.

Graffagnini is married to the former Holly MacKenna, and the two have one daughter, Maeve.

The Graffagnini's reside in New Orleans.



TRACE GUIDRY

EQUIPMENT OPERATIONS

FIFTH SEASON • CARENCRO, LA.

LOUISIANA-LAFAYETTE, 2007

Trace Guidry enters his fifth season as the equipment operations manager for Tulane's baseball program. Guidry keeps the Green Wave players outfitted with the latest apparel from the club's equipment providers, Rawlings and Nike.

Guidry joined the Tulane family after spending nine seasons at Louisiana-Lafayette as a member of their equipment operations staff. While with the Ragin' Cajuns, the Carencro, La. native worked with the baseball and football teams. During his time at ULL, he worked with the 2005 Sun Belt Championship football team and

was a part of three NCAA Regional qualifying baseball campaigns.

Prior to his time at the University of Louisiana-Lafayette, he also worked for the Louisiana Bayou Bullfrogs of the Texas Louisiana Independent Baseball League as a clubhouse manager.

Guidry earned his Bachelor's degree in Business Administration from Louisiana-Lafayette's B.I. Moody III College of Business Administration in 2007.

Guidry and his girlfriend, Abbi, have a daughter, Brynn.

Guidry and his family currently reside in the downtown New Orleans area.



ANDY MASSEY

ATHLETIC TRAINER

FIFTH SEASON • GREENVILLE, S.C.

THE CITADEL, 1983

Andy Massey is in his eighth season as the head athletic trainer at Tulane University and begins his fifth full time season with the Green Wave's nationally prominent baseball team.

Massey's responsibilities at Tulane include the medical care of student-athletes for 16 intercollegiate sports, which includes assessment, treatment, rehabilitation, insurance and drug testing. He also supervises a staff of five certified athletic trainers.

Massey came to Tulane in 2006 after spending the previous 16 years at Appalachian State University in Boone, N.C., as the head athletic trainer (1990-2001), a lecturer for the Department of Health, Leisure, and

Exercise Science (HLES, 1990-2006), and as the injury rehabilitation coordinator for the student health service center (2006).

During his time at Appalachian State, he also served in administrative roles, including the administrative assistant to the chair of the department of HLES (2005-06) and was the interim associate athletics director for student-athlete welfare from 2004-05.

A native of Greenville, South Carolina, Massey earned both his bachelor's and master's degree from The Citadel. He received his bachelor's degree in history in 1983 and earned his master's degree in teaching with a minor in Biology in 1985.

Massey broke into athletic training as a graduate assistant at his alma mater from 1983-85 and then taught and served as teacher/athletic trainer at North Forsyth High School in Winston-Salem, N.C. from 1985-86. He began his service of collegiate student-athletes at Wofford College in Spartanburg, S.C., where he spent five years (1986-1990).

Massey is a certified member of the National Athletic Trainers' Association, the Southeastern Athletic Trainers' Association, and the Louisiana Athletic Trainers' Association.

Massey and his wife, Sara, reside in New Orleans and have two daughters: Angela and Meredith.



THE VETERANS



MATT BRAUD • 43

UTILITY • R/R

5-9 • SOPHOMORE

RIVER RIDGE, LA.

JESUIT HIGH SCHOOL

2013 (Freshman): Appeared in two games, both as a defensive replacement...played catcher against Notre Dame (2/24) and at Alabama (3/3)...did not record an at-bat on the season.

Earned Conference USA Commissioner's Honor Roll honors.

About Matt Braud

Prep: Lettered twice for head coach Joey Latino while at Jesuit High School...helped the team win the

Louisiana High School Athletic Association 5A State Championship during his junior season...named All-District 9-5A as a senior...was a LHSAA All-Academic selection in baseball as a senior...helped the Blue Jays to a 27-8 overall record as a senior and the Catholic League Championship...guided American Legion Post 125 to the American Legion World Series Title in 2012...also lettered all four years in swimming and diving...named to the LHSAA All-Academic squad in swimming...was a part of three State Championship swimming and diving squads...qualified for the LHSAA swimming and diving championships in the 100 backstroke and the 100

butterfly...graduated from Jesuit High School Summa Cum Laude and was a member of the National Honor Society.

Personal: Born Matthew John Braud on December 18, 10993...the son of John C. and Donna Braud...has three sisters; Holly, Kristy and Claire.



Braud's Tulane Career Statistics

Year	AVG	GP-GS	AB	R	H	2B	3B	HR	RBI	TB	SLG%	BB	HBP	SO	GDP	OB%	SF	SH	SB-A	PO	A	E	FLD
2013	.000	2-0	0	0	0	0	0	0	0	0	.000	0	0	0	0	.000	0	0	0-0	2	0	0	1.000
TOTAL	.000	2-0	0	0	0	0	0	0	0	0	.000	0	0	0	0	.000	0	0	0-0	2	0	0	1.000



THE VETERANS



CAMERON BURNS • 35

CATCHER • R/R

6-0 • SOPHOMORE

BELLAIRE, TEXAS

BELLAIRE HIGH SCHOOL

Freshman (2013): Appeared in 46 games, including 39 starts (all at catcher)...became the first freshman to start at catcher on opening day since 2006...batted .168 with eight runs, 19 hits, 3 doubles, 11 RBI, 21 walks and one stolen base...tied for fourth in Conference USA by throwing out 16 base runners on the year...totaled three multi-hit contests and two multi-RBI contests on the season...collected his first collegiate hit, walk and RBI versus Missouri State (2/17)...notched his first extra-base hit against Notre Dame (3/23) when he hit an RBI-double...went 2-for-3 with a run and a walk at Alabama (3/1) for his first career multi-hit game...notched his first extra-base hit against Notre Dame (3/23) when he hit an RBI-double...had a season-high three game hitting streak as he collected singles against ECU (4/12 and 4/13) and at Louisiana-Monroe (4/16)...had another three game hitting streak during the three-game series against Houston (5/3-5), collecting a double in game one

and singles in the second and third games...went 2-for-5 with two RBI and a double at UCF (5/11)...plated two runs in a 1-for-2 effort against UAB (5/16)...went 2-for-4 with an RBI in the opening game of the Conference USA Championship versus Southern Miss (5/22)...scored a run and had an RBI versus East Carolina in the C-USA Championship (5/25).

Earned Conference USA Commissioner's Honor Roll honors.

About Cameron Burns

Prep: Lettered three times for head coach Rocky Manuel at Bellaire High School...selected as team captain and the team's Ray Knoblauch Award winner during his senior season...earned First Team All-State 5A laurels during his senior year...earned First Team All-District 20-5A

during both his junior and senior campaigns...named Second Team All-Greater Houston as selected by the area head coaches as a senior...helped the Cardinals to the District 20-5A title as a senior and a 28-6 overall record...named to the Texas High School Baseball Coaches Association's South Texas squad for the 4A/5A All-Star game...selected as a 2012 Player to Watch by Collegiate Baseball...was a member of the National Honor Society while at BHS.

Personal: Born Cameron Wesley Burns on February 10, 1994...the son of Rick and Kay Burns...has one brother; Trey.



Burns' Tulane Career Statistics

Year	AVG	GP-GS	AB	R	H	2B	3B	HR	RBI	TB	SLG%	BB	HBP	SO	GDP	OB%	SF	SH	SB-A	PO	A	E	FLD
2013	.168	46-39	113	8	19	3	0	0	11	22	.195	21	1	21	2	.301	1	7	1-1	243	41	5	.983
TOTAL	.168	46-39	113	8	19	3	0	0	11	22	.195	21	1	21	2	.301	1	7	1-1	243	41	5	.983



THE VETERANS



RICHARD CARTHON • 8

OF • L/R

5-8 • SOPHOMORE

SHREVEPORT, LA.

C.E. BYRD HIGH SCHOOL

2013 (Freshman): A Conference USA All-Freshman Team member...appeared in 56 games with 49 starts (38 in left field and 11 at designated hitter)...posted a batting average of .264 with 28 runs, 51 hits, 8 doubles, four triples, one home run, 14 RBI, 15 walks and 14 stolen bases...lead the team with 14 stolen bases and four triples, while finishing second on the team with 14 hit by pitch, and third on the squad in hitting with a .264 batting average...14 hit by pitch good for a tie for fourth in single season school history...tied for second in Conference USA in triples with four...tied for fourth in the league with 14 stolen bases...tied for first in Conference USA in fielding percentage, committing no errors in 98 chances...also added six outfield assists on the season...15 multi-hit games were good for third on the team...scored his first career run and stole his first career base as a pinch runner in the season opener versus Sam Houston State (2/15)...notched his first career hit - a triple - in his first career start against Missouri State (2/17)...had his first career multi-hit game when he went 5-for-6 with three RBI, one run and a double against High Point (3/10), marking only one of two games on the season a Greenie recorded five hits...went 2-for-5 with a double and a run against Southeastern Louisiana (3/13)...was a perfect 3-for-3 at

the dish against UTSA (3/16)...recorded a 3-for-4 day at the plate with a stolen base at Southern Miss (4/6)...went 2-for-5 with a double, a run and an RBI at Louisiana-Lafayette (4/9)...posted his first multi-steal game at Louisiana-Monroe (4/16), swiping two bags and scoring two runs while going 1-for-4 at the dish...recorded a five game hitting streak from 4/26-5/3, including two-hit games at Marshall (4/26 and game one of 4/27) and against Houston (5/3)...notched a 3-for-5 game with two doubles, one RBI and three runs against Nicholls (5/7)...was hit a single-game Tulane recording tying three pitches at UCF (5/11), swiping two bases and scoring three runs in the game...notched another five game hitting streak in late May, collecting multi-hit games in five straight games from 5/16-5/24...went 3-for-4 with three RBI and his first career home run - the only Conference USA home run hit by the Greenies at Turchin Stadium on the season - against UAB (5/16)...followed that up with a 2-for-4 day at the plate with a double against UAB (5/17) and a 2-for-5 day with one double and one RBI against UAB (5/18)...was 2-for-5 with an RBI and a run versus Southern Miss (5/22) in the opening game of the Conference USA Championship...followed that performance with a 2-for-4 day at the plate versus ECU (5/24).

About Richard Carthon

Prep: Lettered all four years for head coach Al Cantrell at C.E. Byrd High School...selected as team captain during his senior season...garnered All-America accolades from Perfect Game as a senior...was a First Team All-State 5A pick and helped the Yellow Jackets to the LHSAA 5A State Semifinals as a senior...named First Team All-District 1-5A during each of his final three seasons...was an All-City pick as a junior and senior...owns the single season and career stolen base records...played summer baseball for Marucci Elite Red and the New York Grays...also lettered four times in football as a quarterback/safety for the Yellow Jackets...earned the National High School Football Hall of Fame Scholar-Athlete Award as a senior...named All-State during his senior season...selected the City and District Most Valuable Player in football...was a member of the National Society of High School Scholars.

Personal: Born Richard Dunovan Carthon on October 13, 1993...the son of Rickey and Lisa Carthon...has one sister; Clarice.



Carthon's Tulane Career Statistics

Year	AVG	GP-GS	AB	R	H	2B	3B	HR	RBI	TB	SLG%	BB	HBP	SO	GDP	OB%	SF	SH	SB-A	PO	A	E	FLD
2013	.264	56 - 49	193	28	51	8	4	1	14	70	.363	15	14	45	2	.360	0	4	14 - 23	92	6	0	1.000
TOTAL	.264	56 - 49	193	28	51	8	4	1	14	70	.363	15	14	45	2	.360	0	4	14 - 23	92	6	0	1.000



THE VETERANS



NICK DIMAGGIO • 37

INF • R/R

5-10 • SENIOR

METAIRIE, LA.

ST. MARTIN'S EPISCOPAL

2013 (Redshirt Junior): Appeared in 22 games with 14 starts (six in right field, five at designated hitter, two at third base and one at second base)...emerged as a legitimate threat at the plate, notching his first career hit, first RBI, first extra-base hit and first multi-hit game on the year...batted .258 with nine runs, 17 hits, four doubles, seven RBI, three walks and five stolen bases in five attempts...had three multi-hit games, and recorded the third longest hitting streak of the season, recording a hit in ten straight games...scored a run against Missouri State (2/17) as a pinch-runner in his first action of the season...recorded his first career hit in a pinch-hitting role against LSU (3/26)...made his first career start against ECU (4/13), going 2-for-6 with a double and an RBI as the designated hitter before earning another start the next day against ECU (4/14) for his first consecutive starts of his career...went 1-for-2 with a stolen base as a pinch-hitter against Marshall (4/26)...started the next 14 games for the Greenies, including his ten-game hitting streak that went from 4/26-5/11...had back-to-back two hit contests against Houston (5/3 and 5/4), including two RBI and a double on 5/3 while scoring a run on 5/4...went 1-for-3

with two RBI against Nicholls (5/7)...scored three runs in a 1-for-4 performance at UCF (5/11)...notched identical 1-for-4 with one run performances against UAB on back-to-back days (5/16 and 5/17).

2012 (Sophomore): Appeared in seven game off of the bench...was a part of one double play...logged one at-bat versus Brown (3/17) and at Houston (5/13)...started the game ending double play in the series clinching victory at Houston (5/13).

2011 (Freshman): Appeared in 10 games off the bench...pinch ran against Sam Houston State (2/19) and stole a base...scored a run in a pinch runner role against George Washington (2/27)...scored a run against Northwestern State (3/1)...pinch ran and scored versus New Orleans (3/18) and Nicholls State (3/22).

2010 (LSU): Attended LSU but did not play baseball.

About Nick DiMaggio

Prep: Lettered three years for head coach Frank Cazeaux at St. Martin's Episcopal...selected as the team captain during his junior and senior seasons...was named the team's MVP during his senior year...was named to the All-Region and All-State 1A squads during his junior and senior season...was named First Team All-District during each of his three years with the Saints...was named to the Time Picayune All-City squad his final two seasons on campus...helped St. Martin's to a 26-7 record during his senior season and a second place finish in District 10-1A...was named the St. Martin's Student-Athlete of the Year in 2009...also lettered twice in basketball and once in football...named team MVP in basketball as a senior...earned Second Team All-District as a wide receiver his senior season...in the classroom, was a member of the National Honor Society.

Personal: Born Nicholas Paul DiMaggio on June 4, 1991...the son of Donald and Cindy DiMaggio...has one brother, Donnie, and one sister, Camille.



DiMaggio's Tulane Career Statistics

Year	AVG	GP-GS	AB	R	H	2B	3B	HR	RBI	TB	SLG%	BB	HBP	SO	GDP	OB%	SF	SH	SB-A	PO	A	E	FLD
2011	.000	10-0	2	4	0	0	0	0	0	0	.000	0	0	0	0	.000	0	0	1-1	0	0	0	.000
2012	.000	7-0	2	0	0	0	0	0	0	0	.000	0	0	1	0	.000	0	0	0-0	1	1	0	1.000
2013	.258	22-14	66	9	17	4	0	0	7	21	.318	3	0	21	0	.286	1	3	5-5	12	7	1	.950
TOTAL	.243	39-14	70	13	17	4	0	0	7	21	.300	3	0	22	0	.270	1	3	6-6	13	8	1	.955



THE VETERANS



ANDREW GARNER • 41

OF/RHP • R/R

6-3 • SENIOR

LAKE JACKSON, TEXAS

BRAZOSWOOD HIGH SCHOOL

2013 (Junior): HITTING: Appeared in 55 games, including 51 starts (19 in right field, 18 at designated hitter and 14 in left field)...batted .283 with 27 runs, 58 hits, 17 doubles, one triple, two home runs, 35 RBI and four stolen bases...second on the team in batting average (.283) and hits (58)...tied for first on the squad with 35 RBI...slugging percentage of .405 good for first on the team...tied for third in Conference USA with 17 doubles...second on the team with 17 multi-hit contests and second on the team with nine multi-RBI games...earned Conference USA Hitter of the Week, LSWA Hitter of the Week and College Sports Madness Conference USA Player of the Week in early May after a series at UCF (5/10-5/12) in which he went 9-for-15, including a game in which he hit for the cycle, going 5-for-5 with seven RBI at UCF (5/10)...became the first Tulane player to hit for the cycle since Michael Aubrey did so in 2001...seven RBI tied him for the second most in a game in school history...went 2-for-4 with an RBI and a run scored versus Missouri State (2/17)...had back-to-back two hit games against Notre Dame (2/23 and 2/24)...collected three RBI in a 1-for-4 performance at Nicholls (2/26), including his first home run of the season...notched a double, an RBI and a run against New Orleans (2/27)...posted back-to-back 1-for-4 with two RBI performances at Alabama (3/3) and against Northwestern State (3/5)...scored twice and went 2-for-4 at the dish against High Point (3/8)...collected two hits at Southeastern Louisiana (3/12)...put together a 2-for-3 day at the plate against LSU (3/26)...had two RBI and a double at Rice (3/30)...went 2-for-4 against Nicholls (4/2)...had a 12-game hitting streak from 4/24 to 5/16...notched a double and two RBI in a 2-for-4 performance at LSU (4/24)...went 3-for-5 during the opening game of the series at Marshall (4/26)...went 1-for-5 and 4-for-4 with two runs in a doubleheader against Marshall (4/27)...collected a hit against New Orleans (5/1) before rattling off three straight 2-for-4 performances against Houston (5/3, 5/4 and 5/5)...went 2-for-5 with four RBI and a double against UAB (5/16)...

PITCHING: Appeared in 17 games, all in relief...notched a 3.38 ERA and 1-2 record while recording six saves in 26.2 innings of action...allowed 30 hits and 10 earned runs, while walking only eight and striking out 20...six saves were good for second on the squad as well as tying for seventh in Conference USA...11 games finished were tenth in Conference USA...recorded his first save of the season in 1.0 inning of action, striking out one and allowing no hits against Southeastern Louisiana (2/19)...earned his next save against New Orleans (2/27) in one inning of relief...pitched 1.2 innings at Alabama (3/2), striking out one for his third save...earned his lone win on the season in 0.2 innings against Southeastern Louisiana (3/13)...pitched 2.0 innings against Memphis (3/24), recording two strikeouts in the process...struck out three against Nicholls (4/2) in 1.2 innings...pitched a season-high 4.0 innings, striking out two against ECU (4/12)...fanned two batters at Marshall (4/27) during the second game of the doubleheader for a save...struck out a season-high four batters in 2.2 innings against UAB (5/17) to get his fifth save on the year...notched his sixth save of

the season in the final game of the year, versus Houston (5/25) at the Conference USA Championship, fanning four in 3.0 innings.

2012 (Sophomore): HITTING: Appeared in 38 games with 30 starts...collected 24 starts as designated hitter, three in left field, two in center field and one in right field...drove in the game winning run four times; twice against Indiana (2/25-26), versus Southern Miss (5/4) and against Marshall (5/18)...boasted 12 multi-hit and five multi-RBI games...became first player to hit a home run and collect the win on the mound since 2005 (M. Owings) when he accomplished the team versus Siena (2/18)...reached base in 23 of 38 games played...doubled, tripled and drive in an RBI in the season opener versus Siena (2/17)...homered in the second game against the Saints (2/18)...had two hits, a run scored and a walk against Siena (2/19)...had an RBI in each game of a three-game set versus Indiana (2/24-26) with five hits and a runs scored...singled, walked and drove in an RBI in the series opener versus Alabama (3/2)...doubled and scored a run versus Louisiana-Monroe (3/13)...drove in a pair of RBIs against UMBC (2/24)...had three hits, two runs scored and two RBIs in the series finale with UMBC (3/25)...posted a two-RBI double in a pinch hit appearances versus Alcorn State (4/11)...posted an RBI at UAB (4/13)...singled, homered, scored twice and plated three RBIs against Southern Miss (5/4) in the series opener...doubled twice versus Louisiana-Lafayette (5/8)...had two hits - including two doubles - with three RBI and a run scored in three starts at Houston (5/11-13)...chipped in three hits, two runs scored and an RBI in the middle game of a series versus Marshall (5/18)...had two hits, scored a run and plated an RBI versus East Carolina (5/23) at the Conference USA Tournament.

PITCHING: Made 15 appearances out of the bullpen...picked up five victories on the season; against Siena (2/18), versus Indiana (2/26), against Alabama (3/2), against Brown (3/18) and versus Southern Miss (5/6)...collected on save; at Houston (5/12)...ranked second on the squad in saves (1)...was third on the team in wins (5) and games finished (7)...sat fourth on the team in appearances (15)...allowed one or fewer runs in 13 of 15 appearances...didn't walk a batter in 11 appearances...threw one and two-thirds innings with one hit allowed and two strikeouts to collect the win versus Siena (2/18)...threw three and one-thirds scoreless innings with three hits allowed and two strikeouts versus Indiana (2/26) to pick up the win...grabbed a win with one run allowed over three innings of work against Alabama (3/2)...allowed a run in one and one-thirds innings versus #13 LSU (3/6)...struck out three batters and allowed one run in two and one-thirds innings at Wichita State (3/11) in the series finale...collected the win with four and two-thirds innings of relief and allowed three runs and struck out one against Brown (3/18)...threw a scoreless inning at Southeastern Louisiana (3/27)...fanned two and allowed a run in an inning of work against Alcorn State (4/11)...tossed two scoreless innings against Northwestern State (4/24)...had a perfect inning at #4 LSU (5/1)...struck out

one and allowed a hit in one and one-thirds innings versus Southern Miss (5/6)...collected his first career save with a scoreless inning and a strikeout at Houston (5/12)...allowed an unearned run in one and one-third innings against UAB (5/25) at the Conference USA Tournament.

2011 (Freshman): Appeared in five games with three starts in the field and 17 games on the mound, all relief appearances...reached base via walk against Wichita State (3/13) at the plate...collected wins on the mound at UCF (4/9) and against Utah (4/22)...posted a save versus Memphis (5/8)...ranked second on the team in saves (1)...registered seven scoreless outings...struck out a batter in ten of his 17 appearances...worked a scoreless inning at Southeastern Louisiana (2/22) in his first collegiate appearance...allowed two runs - one earned - in two innings of work with a strikeout against Southeastern Louisiana (3/15)...tossed three scoreless innings against New Orleans (3/20) with a strikeout...appeared in two games at Southern Miss (3/25 & 3/27)...threw one and two-thirds innings of scoreless baseball versus FIU (3/30)...limited Houston (4/2) to just one hit in three and one-thirds innings with two strikeouts...allowed one run in two and one-thirds of an inning of work against LSU (4/5)...stuck out three and allowed one run in two and one-thirds innings of work at UCF (4/9) to collect the win...made two appearances at Rice (4/15 & 4/17)...tossed two scoreless frames against Utah (4/22) with a strikeout to earn the win...fanned three in three shutout innings against Memphis (5/8) to earn a save...allowed one run during an inning of work at Marshall (5/13)...struck out two batters in one and two-thirds of an inning of work against Houston (5/27) at the Conference USA Tournament.


About Andrew Garner

Prep: Lettered three seasons for head coach Bobby Williams at Brazoswood High School...was selected as team captain during his senior season...earned First Team All-District 24-5A as a junior and was named Second Team All-District 24-5A as a senior...earned First Team All-City honors as a sophomore, junior and senior...helped the Buccaneers to the Texas State Final Four twice, finishing third as a sophomore and fourth as a senior...led the team in home runs during his junior season...also lettered once in basketball and was selected as team captain...played summer baseball for the Columbia Angels.

Personal: Born Andrew Robert Garner on January 6, 1992...the son of Mark and Connie Garner...has one brother, Colin, and one sister, Madison.



THE VETERANS



Garner's Tulane Hitting Statistics

Year	AVG	GP-GS	AB	R	H	2B	3B	HR	RBI	TB	SLG%	BB	HBP	SO	GDP	OB%	SF	SH	SB-A	PO	A	E	FLD
2011	.000	5 - 3	6	0	0	0	0	0	0	0	.000	1	0	2	0	.143	0	0	0 - 0	1	1	0	1.000
2012	.289	38 - 30	121	13	35	10	1	2	21	53	.438	5	0	22	4	.315	1	2	1 - 2	5	8	1	.929
2013	.283	55 - 51	205	27	58	17	1	2	35	83	.405	10	5	45	3	.327	3	1	4 - 6	58	7	1	.985
TOTAL	.280	98 - 84	332	40	93	27	2	4	56	136	.410	16	5	69	7	.319	4	3	5 - 8	64	16	2	.976



Garner's Tulane Pitching Statistics

Year	ERA	W-L	APP	GS	CG	SHO/CBO	SV	IP	H	R	ER	BB	SO	2B	3B	HR	AB	B/AVG	WP	HBP	BK	SFA	SHA
2011	5.40	2 - 1	17	0	0	0	1	28.1	34	18	17	7	16	6	0	2	114	.298	0	6	0	1	1
2012	3.21	5 - 0	15	0	0	0	1	28.0	31	13	10	5	17	7	0	1	110	.282	0	2	0	1	2
2013	3.38	1 - 2	17	0	0	0	6	26.2	30	10	10	8	20	3	1	0	96	.313	1	4	1	4	4
TOTAL	4.01	8 - 3	49	0	0	0	8	83.0	95	41	37	20	53	16	1	3	320	.297	1	12	1	6	7



THE VETERANS



IAN GIBAUT • 33

RHP • R/R

6-3 • SOPHOMORE

HOUSTON, TEXAS

LAMAR HIGH SCHOOL

2013 (Freshman): A 2013 Conference USA All-Freshman Team member, a Louisville Slugger Freshman All-American, a NCBWA Freshman All-American and an LSWA Honorable Mention All-Louisiana Team Member...Appeared in a team-leading 26 games, all in relief, while posting a 2-2 record with a 2.66 ERA and a team-leading 12 saves in 40.2 innings of work...allowed 35 hits while giving up just 12 earned runs, walking 18 and fanning 38...led the bullpen in strikeouts and ERA...12 saves are a Tulane freshman record, and the most by a newcomer since Tulane Hall of Famer Brandon Belanger had 16 in 1999...12 saves are tied for fifth in a single season in Tulane history...was one of three freshmen on the NCBWA Midseason Stopper of the Year Watch List...a two-time LSWA Pitcher of the Week honoree (3/11 and 3/25)...saw his first collegiate action at Texas State (2/16), pitching 0.2 innings and striking out one...pitched the next day versus Missouri State (2/17)...fanned two against Notre Dame (2/24)...struck out three Demons for his first collegiate save

against Northwestern State (3/5) in 1.2 innings of action...notched a save against High Point (3/8) by fanning one...recorded a career-high 5.0 innings against High Point (3/10), earning his first collegiate win and striking out three in extra innings...earned a save against UTSA (3/16) in 2.0 innings, striking out three...struck out three Privateers in 3.0 innings against New Orleans (3/19)...picked up his fourth save of the season in his first Conference USA appearance against Memphis (3/22)...earned another save against Memphis two days later in 1.0 inning of action...posted a save at Rice (3/30) in 1.0 inning of work...struck out two and allowed one hit in 2.0 innings to earn seventh save of the year at Southern Miss (4/5)...pitched 3.0 innings at Louisiana-Lafayette (4/9), striking out one...earned a save in 1.2 innings of work against New Orleans (4/17)...pitched 0.2 innings at LSU, striking out two...fanned three in 3.0 innings for his second career win during game one of a doubleheader at Marshall (4/27)...got his 10th save on the year against New Orleans (5/1) in 1.1 innings of work...earned a save

in 0.2 innings of action against Nicholls (5/7)...struck out one at UCF (5/12)...added three strikeouts to his resume in 2.1 innings against UAB (5/18)...earned his 12th save of the year versus ECU (5/24) at the Conference USA Championship.

About Ian Gibaut

Prep: Lettered twice for head coach Michael McGilvray at Lamar High School...selected as a Perfect Game All-American during his sophomore and junior seasons...selected to the Perfect Game Second Team All-Texas Region squad as a junior...earned First Team All-District 20-5A as a junior...played summer baseball for the Karl Young Clippers and the Bayside Yankees.

Personal: Born Ian Philip Gibaut on November 19, 1993...the son of Russel and Pam Gibaut...has one Brother; Frasier, and two sisters; Olivia and Claire.



Gibaut's Tulane Career Statistics

Year	ERA	W-L	APP	GS	CG	SHO/CBO	SV	IP	H	R	ER	BB	SO	2B	3B	HR	AB	B/AVG	WP	HBP	BK	SFA	SHA
2013	2.66	2-2	26	0	0	0	12	40.2	35	13	12	18	38	5	0	2	144	.243	3	3	1	1	7
TOTAL	2.66	2-2	26	0	0	0	12	40.2	35	13	12	18	38	5	0	2	144	.243	3	3	1	1	7



THE VETERANS



EMERSON GIBBS • 29

RHP • L/R

6-1 • SOPHOMORE

RIVER RIDGE, LA.

JESUIT HIGH SCHOOL

2013 (Freshman): Appeared in 10 games with two starts during his freshman campaign...posted an 0-1 record with a 5.71 ERA in 17.1 innings pitched...allowed 11 earned runs while walking only four and striking out 12...saw his first collegiate action against Notre Dame (2/24), fanning two in 1.0 inning...notched 3.1 innings of work in relief against New Orleans (2/27), striking out two and allowing only three hits...recorded 2.1 innings against Northwestern State (3/5), posting one K...earned his first career start against Southeastern Louisiana (3/13), going 5.1 innings and striking out a career-high three batters while allowing only one run...started against New Orleans (3/19) for his other start on the season, picking up the loss in 1.1 innings...pitched against LSU (3/26), going 0.2 innings...recorded a single strikeout at UCF (5/11) and against UAB (5/16) in 1.0 inning and 2.0 innings, respectively.

About Emerson Gibbs

Prep: Lettered twice for head coach Joey Latino while at Jesuit High School...helped the Blue Jays to the 2011 Louisiana High School Athletic Association State Championship as a junior and an appearance in the semifinals as a senior...named Catholic League Pitcher of the Year as a senior...was selected to the All-State, All-District and All-Metro squads as a junior and senior...earned District 9-5A Most Valuable Player as a senior...helped the Blue Jays to a 27-8 overall record as a senior and the Catholic League Championship...selected as the Sugar Bowl Player of the Month in May, 2011 after helping the Blue Jays win the LHSAA 5A title...selected to Sports Illustrated's "Faces in the Crowd" after being named American Legion World Series MVP and helping American Legion Post 125 to the World Series title in

August, 2012.

Personal: Born Emerson Robert Gibbs on June 25, 1994...the son of Lawrence and Marian Gibbs...has one brother, Brian, and five sisters; Prudence, Gillian, Hillary, Lauren and Melissa...brother, Brian, played for the Green Wave from 1991-94 and was named to the Metro Conference All-Tournament team as he helped guide the Green Wave to the 1994 South Regional...Brian graduated from Tulane in 1994...sister, Melissa, has received two degrees from Tulane.



Gibbs' Tulane Career Statistics

Year	ERA	W-L	APP	GS	CG	SHO/CBO	SV	IP	H	R	ER	BB	SO	2B	3B	HR	AB	B/AVG	WP	HBP	BK	SFA	SHA
2013	5.71	0-1	10	2	0	0	0	17.1	24	13	11	4	12	3	0	0	75	.320	1	0	0	2	1
TOTAL	5.71	0-1	10	2	0	0	0	17.1	24	13	11	4	12	3	0	0	75	.320	1	0	0	2	1



THE VETERANS



JORDAN GROSS • 36

LHP • L/L

6-2 • SOPHOMORE

FRANKLIN LAKES, N.J.

DON BOSCO PREP

2013: Did not play baseball in 2013.

2012 (Freshman): Made three appearances out of the bullpen...posted two scoreless outings...struck out a batter in one of his three outings...tossed a scoreless frame in his collegiate debut versus Southeastern Louisiana (2/28) with two walks and a strikeout...logged a scoreless inning with only a hit batter versus UMBC (3/25)...allowed three runs at Memphis (3/31) in a relief appearance.

About Jordan Gross

Prep: Lettered three times for head coach Mark DeMenna while at Don Bosco Prep...named First Team All-New Jersey State Interscholastic Athletic Association during his senior season and earned Second Team All-NJSIAA as a junior...led the Ironmen to the Bergen County Championship during his senior season...led DBP to a 25-1 overall record and helped them finish 30th in the finale Perfect Game National High School Poll...

was rated the 11th best prospect in New Jersey by Perfect Game...played summer baseball for the North Florida Bandits...was a 40th Round selection of the Boston Red Sox in the 2011 MLB Draft.

Personal: Born Jordan Taylor Gross on June 24, 1993...the son of Jack and Barbara Gross...has one brother, Zach...brother, Zach, plays baseball at Lafayette College.



Gross' Tulane Career Statistics

Year	ERA	W-L	APP	GS	CG	SHO/CBO	SV	IP	H	R	ER	BB	SO	2B	3B	HR	AB	B/AVG	WP	HBP	BK	SFA	SHA
2012	13.50	0-0	3	0	0	0/0	0	2.0	0	3	3	4	1	0	0	0	0	.000	0	3	0	0	0
2013	DID NOT PITCH IN 2013																						
TOTAL	13.50	0-0	3	0	0	0/0	0	2.0	0	3	3	4	1	0	0	0	0	.000	0	3	0	0	0



THE VETERANS



RANDY LEBLANC • 5

RHP • R/R

6-4 • RS-JUNIOR

ABITA SPRINGS, LA.

COVINGTON HIGH SCHOOL

2013 (Redshirt Sophomore): Appeared in 14 games with 10 starts...emerged as one of Tulane's midweek starters in April before moving to the third game of the weekend series after an injury to Friday night starter Tony Rizzotti...went 4-4 on the year with a 4.60 ERA in 62.2 innings...allowed 32 earned runs while fanning 28 and walking 29...saw his first action on the year in a 1.1 inning relief appearance at Alabama (3/3) when he struck out one...got his first start on the season against Northwestern State (3/6), going 5.2 innings and striking out two in a losing effort...also went 5.2 innings in a start at Southeastern Louisiana (3/12)...made three straight relief appearances against Memphis (3/23), LSU (3/26) and Nicholls (4/2) before making another start...picked up his first win on the season at Louisiana-Lafayette (4/9), when he started and went 6.0 innings, fanning four Ragin' Cajuns...recorded a win in a 7.0 inning start at Louisiana-Monroe where he struck out a season-high six batters...started at LSU (4/24), going 5.1 innings and allowing just four hits in a losing effort...went a season-high 7.2 innings - fanning five - against New Orleans (5/1)...notched a victory against Nicholls (5/7)...saw his first Conference USA action at UCF (5/12), pitching 5.0 innings and striking out two in a start...started against UAB (5/18), going 5.2 innings...got the start during the final game of the season versus Houston (5/25) at the Conference USA Championship, striking out one in 3.2 innings.

2012 (Redshirt-Freshman): Appeared in ten games with six starts on the mound...picked up two wins; versus Indiana (2/24) and at Southeastern Louisiana (3/27)...ranked fifth on the team in games started (6)...first five outings of the year were starts...last three outings came in relief...allowed three or fewer earned runs in three of five starts...gave up one or fewer earned runs in three of four relief appearances...struck out two or more batters in eight of ten appearances...issued two or fewer walks in seven outings...logged five or more innings in four of his six starts...started the season opener versus Siena (2/17) and took a no decision after allowed four runs - three earned - with four strikeouts and one walk in five innings...allowed two runs - one earned - to pick up his first collegiate victory versus Indiana (2/24) allowing just three hit and striking out six in six innings of work...allowed six runs on six hits in four and one-thirds innings versus Alabama in a no decision...allowed three runs on five hits with three strikeouts in a loss at Wichita State (3/9)...allowed four runs - three earned - on eight hits in four innings with two strikeouts against Brown...picked up the win in relief at Southeastern Louisiana (3/27) by allowing one run on two hits with two strikeouts in three innings...tossed five and one-third innings versus #9 Rice (4/5) and allowed five runs on seven hits with four strikeouts...allowed a pair of runs in three and one-thirds innings of relief work versus #15 UCF (4/22) with three strikeouts...fanned one and allowed five runs - none earned - on two hits with one strikeout at #4 LSU (5/1)...

struck out one and allowed one run on one hit in an inning of work versus Marshall (5/19).

2011 (Freshman): Received a medical redshirt after suffering a season-ending injury on March 5...appeared in three games, all starts, on the mound...threw five innings and allowed two runs on six hits with eight strikeouts against Sam Houston State (2/20) in the series finale...allowed three runs - two earned - in six innings of work against George Washington (2/27) and fanned six...struck out eight and allowed just one run in four and two-thirds of an inning at Ole Miss (3/5).

About Randy LeBlanc

Prep: Lettered three times for head coach Jeff Dragg at Covington High School...was drafted by the Florida Marlins in the 16th Round of the 2010 Major League Baseball First Year Player Draft (497th overall pick)...was a First Team All-District 7-5A pick during his senior season...played summer baseball for the Louisiana Knights.

Personal: Born Randy Paul LeBlanc on March 7, 1992...the son of Paul and Hester LeBlanc...has one Brother, Alex, and five sisters, Abbie, Katie, Lindy, Rachel and Sarah...twin sister, Rachel, attends Southeastern Louisiana University.



LeBlanc's Tulane Career Statistics

Year	ERA	W-L	APP	GS	CG	SHO/CBO	SV	IP	H	R	ER	BB	SO	2B	3B	HR	AB	B/AVG	WP	HBP	BK	SFA	SHA
2011	2.87	0-0	3	3	0	0	0	15.2	18	6	5	5	22	5	0	1	61	.295	1	2	0	0	2
2012	5.82	2-2	10	6	0	0	0	38.2	46	33	25	20	28	12	2	2	152	.303	9	3	0	4	2
2013	4.60	4-4	14	10	0	0	0	62.2	60	33	32	29	28	4	2	3	229	.262	6	4	2	1	5
TOTAL	4.77	6-6	27	19	0	0	0	117.0	124	72	62	54	78	21	4	6	442	.281	16	9	2	5	9



THE VETERANS



TYLER MAPES • 31

RHP • R/R

6-2 • RS-SENIOR PLANO, TEXAS

NAVARRO COLLEGE/NAVY/NEWMAN SMITH HIGH SCHOOL

2013 (Senior): Appeared in three games, including two starts on the season...was 1-1 with a 4.35 ERA in 10.1 innings before he suffered a season-ending injury at Nicholls (2/26)...recorded 13 strikeouts while walking only three batters...notched 0.1 innings of relief at Texas State (2/16) during the opening weekend of the season, allowing one hit in a losing effort...notched his first start of the year against Southeastern Louisiana (2/19), going 6.2 innings and fanning seven for his lone win on the season...earned a no decision after leaving the game at Nicholls (2/26) after striking out six in just 3.1 innings of action.

2012 (Junior): Appeared in 16 games on the mound with four starts...picked up one win; at UAB (4/13)...made seven scoreless relief appearances...fanned at least one batter in 13 outings...ranked third on the squad in appearances (16) and games finished (4)...threw three and one-thirds innings in a start versus Siena (2/18) with one run allowed on four hits and one strikeout...fanned five and allowed six runs - five earned - on six hits in four and two-thirds innings in a start versus Indiana (2/25)...made his first relief appearance against Louisiana-Monroe (3/13) and recorded one out with one pitch...fanned three and allowed just two hits in two innings against Brown (3/17) out of the bullpen...threw one and two-thirds innings in relief with one run allowed and one strikeout against UMBC (3/23)...threw a perfect inning in relief against Alcorn State (4/4)...tossed three and one-thirds innings in relief versus Nicholls State (4/10) with two runs allowed and four strikeouts...picked up the victory

with four innings out of the bullpen at UAB (4/13) with two runs allowed on three hits with three strikeouts...allowed two runs - one earned - on five hits with a pair of strikeouts in relief against #19 UCF (4/21)...hade one strikeouts in one and one-thirds innings of perfect relief at Houston (5/13)...stuck out three in two innings of work out of the bullpen against Marshall (5/19)...retired both batters he faced against UAB (5/25) at the Conference USA Tournament.

Navarro College (2011): Helped the Bulldogs to the 2011 NJCAA National Championship and was a Third Team NJCAA All-American selection...helped Navarro College to a 45-17 record during the season...appeared in 14 games on the mound for NC...owned a 10-2 record with two saves during the season...posted a 1.37 ERA in 91.2 innings of work for the Bulldogs...struck out 90 and walked 19 batters last season, allowing just 77 hits...was a 49th Round pick of the New York Yankees in the 2011 MLB Draft.

U.S. Naval Academy (2010): Appeared in 15 games on the mound for the Midshipmen...struck out one in two scoreless innings to claim his first collegiate win in his first collegiate appearance against Air Force (2/28)...allowed four runs - two earned - in three innings of work against Central Connecticut State (3/6) to grab his first career save...tossed four scoreless innings, allowing two hits, with two strikeouts to earn the save against Iona (3/16)...grabbed the win with three innings of one-hit baseball and four strikeouts against Princeton (3/20)...

allowed one run in an innings of work at Maryland (3/31)...threw two and one-thirds innings in two appearances versus Lehigh (4/3 & 4/4)...collected a save against George Washington (4/6) with one and two-thirds scoreless innings...allowed two unearned runs in an innings of work against Army (4/10)...retired the only two batters he faced at Maryland Eastern Shore (4/14) with one strikeout...tossed three and two-thirds innings, allowing one unearned run, with two strikeouts in the second game of a doubleheader at Bucknell (4/18)...made his first career start versus Holy Cross and threw three and one-thirds innings, allowing seven runs - six earned - with one strikeout...won his second start of the season at Delaware State (5/5) as he allowed three runs - one earned - on five hits in six innings of work.

About Tyler Mapes

Prep: Lettered three times for head coach J.T. Blair while at Newman Smith High School...was selected as team captain and team MVP during his junior and senior seasons...was a First Team All-District 10-5A and All-City during his junior and senior seasons...earned Academic All-State honors as a senior...guided the Trojans to the Bi-District title and a 22-7 record during his senior season...also lettered once in football.

Personal: Born Tyler Younger Mapes on July 18, 1991...the son of Todd Mapes and Kimberly Castanon...has three sisters, Chloe, Lauren and Sophia



Mapes' Tulane Career Statistics

Year	ERA	W-L	APP	GS	CG	SHO/CBO	SV	IP	H	R	ER	BB	SO	2B	3B	HR	AB	B/AVG	WP	HBP	BK	SFA	SHA
2012	6.75	1-3	16	4	0	0	0	33.1	45	29	25	10	30	5	0	3	138	.326	3	3	0	1	2
2013	4.35	1-1	3	2	0	0	0	10.1	10	7	5	3	13	3	0	0	38	.263	0	2	0	1	1
TOTAL	6.18	2-4	19	6	0	0	0	43.2	55	36	30	13	43	8	0	3	176	.313	3	5	0	2	3



THE VETERANS



ALEX MASSEY • 28

RHP • R/R

6-2 • RS-SOPHOMORE

BATON ROUGE, LA.

CATHOLIC HIGH SCHOOL

2013 (Sophomore): Sat out the season due to an injury.

2012 (Freshman): Earned Conference USA All-Freshman Team honors...appeared in 13 games with eight starts on the mound...first six appearances were starts...ranked third on the team in strikeouts (46) and innings pitched (51.1)... Posted three win on the mound; against Siena (2/19-1), versus Nicholls State (4/10) and at Houston (5/13)...picked up a win in his first collegiate appearances versus Siena (2/19-1) with five innings of work in the start and just two unearned runs allowed with six strikeouts...fanned six in five and two-thirds innings in a start versus Indiana (2/26) with two runs allowed... allowed a pair of runs on seven hits with five strikeouts in five and two-thirds innings against Alabama (3/4)... allowed two runs on four hits in five innings of work at Wichita State (3/11) with six strikeouts...missed 11 games - three starts - between March 18 and April 7...

allowed three hits in four innings of work against Nicholls State (4/10) with four strikeouts in the start...fanned five batters and allowed two runs on four hits in three and one-thirds innings of relief work at UAB (4/15)...allowed one run on four hits in a relief appearances at East Carolina (4/29)...threw five and two-thirds innings in a start versus Southern Miss (5/6) with three runs allowed on five hits and four strikeouts...fanned seven batters in six innings of work in a start at Houston (5/12) and allowed one run on three hits...tossed three and two-thirds hitless innings against UCF (5/26) at the Conference USA Tournament with one strikeout.

About Alex Massey

Prep: Lettered three times for head coach Kyle Achord while at Catholic High School...helped the Bears to back-to-back LHSAA 5A Final Four appearances...guided

CHS to the 2010 LHSAA 5A State Championships, which was played at Turchin Stadium...named All-State during his senior season...was an Honorable Mention All-District selection as a sophomore and a Second Team All-District pick as a junior...played summer baseball for Marucci Elite...helped ME to a top-16 finish at the Perfect Game WWBA 17U Championships...finished top-8 at the Perfect Game BCS 17U Championships... was a 27th Round selection of the Boston Red Sox out of high school.

Personal: Born Alex James Massey on February 1, 1993...the son of Roger and Gayle Massey...has one brother, Ross.



Massey's Tulane Career Statistics

Year	ERA	W-L	APP	GS	CG	SHO/CBO	SV	IP	H	R	ER	BB	SO	2B	3B	HR	AB	B/AVG	WP	HBP	BK	SFA	SHA
2012	3.86	3-1	13	8	0	0	0	51.1	51	24	22	14	46	17	0	1	198	.258	3	5	1	2	2
2013	INJURED - DID NOT PITCH																						
TOTAL	3.86	3-1	13	8	0	0	0	51.1	51	24	22	14	46	17	0	1	198	.258	3	5	1	2	2



THE VETERANS



KYLE MCKENZIE • 13

RHP • L/R

6-1 • RS-SENIOR

BOSTON, MASS.

THAYER ACADEMY

2013 (Redshirt Junior): Appeared in 19 games with three starts...began the season as the third game weekend series starter...posted a 3-3 record with a 4.82 ERA in 46.2 innings pitched...allowed only 25 earned runs and issued 27 walks while striking out 34...second on the team in total pitching appearances with 19...fifth on the team in strikeouts with 34...started during the third game of the first two weekend series on the season, earning a win versus Missouri State (2/17) by going 5.0 innings and fanning four while getting the loss against Notre Dame (2/24) in 3.1 innings a week later...moved to the bullpen for a midweek game against New Orleans (2/27), striking out the two batters he faced in the contest...returned to the starting rotation for one final start at Alabama (3/3), going 3.1 innings and striking out four in a no decision...returned to the bullpen for the remainder of the season...made appearances against High Point (3/10), at Southeastern Louisiana (3/12), against UTSA (3/17), against Memphis (3/23), against LSU (3/26) and against Nicholls (4/2)...notched a win against ECU (4/13) in 4.1 innings of action, allowing just two hits and recording two strikeouts...notched another 4.1 inning performance against New Orleans (4/17), fanning three batters...made a 1.1 inning appearance at LSU (4/24), notching one K...recorded a season-high seven strikeouts in 5.1 innings at Marshall (4/26) in a losing effort...posted 5.0 innings and 5 strikeouts against Houston (5/3)...faced Nicholls (5/7) for 1.1 innings...got the win at UCF (5/11) by striking out four in 4.0 innings...got the ball for 0.2 innings against UAB (5/18), but was credited with the loss...made one appearance at the Conference USA Championship versus Southern Miss (5/22), totaling 1.0 inning.

2012 (Redshirt-Sophomore): Appeared in 14 games with five starts on the mound...ranked fourth on the team in wins (4)...was fifth on the squad in games finished (3) and strikeouts (31)...posted four wins on the season; versus UMBC (3/25), at Memphis (4/1), at UAB (4/15) and against Southern Miss (5/5)...tossed a scoreless inning with two strikeouts and one hit allowed versus Southeastern Louisiana (2/28)...stuck out both batters he faced versus Alabama (3/3)...allowed two runs on two hits in four innings of work versus Brown (3/16) with three strikeouts...picked up the victory and threw seven innings in his first start of the season against UMBC (3/25) with one run allowed on seven hits with seven strikeouts...allowed just two hits and fanned two in five and two-thirds innings of scoreless relief at Memphis (4/1) to grab the win...allowed four runs - one earned - in four and two-thirds innings in a start against #9 Rice (4/7) with one strikeout...allowed one run in five innings of work in a start at UAB (4/15) to collect the win...started and allowed six runs on six hits with four strikeouts in a start versus #19 UCF (4/22)...tossed three and two-thirds scoreless innings in relief versus Southern Miss (5/5) with four strikeouts...struck out a batter in an perfect inning of work in the series opener at Houston (5/11)...allowed a run on three hits in one and two-thirds innings in the series finale at Houston (5/13)...threw three and two-thirds innings and allowed three unearned runs with one strikeout versus UAB (5/25) at the Conference USA Tournament.

2011 (Sophomore): Received a medical redshirt after suffering a season-ending injury on March 26...appeared in five games, all starts, on the mound...picked up wins

against Northwestern State (3/2) and New Orleans (3/19).

2010 (Freshman): Appeared in nine games with three starts...two of his nine appearances were scoreless...struck out a batter in six outings...owned a 2-1 record in 17 innings of work with a 8.47 ERA...struck out 15 batters to 13 walks...won his first career start over New Orleans (2/24)...made his collegiate debut against Boston College (2/20) with one inning of relief.

About Kyle McKenzie

Prep: The Gatorade State Player of the Year in 2009, McKenzie is the only pitcher in the history of Thayer Academy (Braintree, Mass.) to throw a perfect game as he retired all 21 Roxbury Latin batters on May 14, 2008 for striking out 14...named conference MVP as a senior and a Louisville Slugger All-American...helped coach Matt McGurk's Thayer Academy to a pair of Independent School League championships, in 2008 and 2009...finished the 2008 season with a 6-1 record (1.10 ERA), recorded one save and struck out 100 batters in 46 innings...selected to the 2007 and 2008 All-League All Star teams...ranked the number one prospect in Massachusetts in 2008 and 37th best prospect at the 2008 Team USA Tournament of Stars by Baseball America...also participated in the Area Code games.

Personal: Born Kyle Alexander McKenzie on September 13, 1990...son of Mike and Marie McKenzie...has two sisters, Kate and Liz.



McKenzie's Tulane Career Statistics

Year	ERA	W-L	APP	GS	CG	SHO/CBO	SV	IP	H	R	ER	BB	SO	2B	3B	HR	AB	B/AVG	WP	HBP	BK	SFA	SHA
2010	8.47	2-1	9	3	0	0	0	17.0	22	20	16	13	15	5	0	1	72	.306	2	0	0	1	2
2011	4.63	2-2	5	5	0	0	0	23.1	23	15	12	13	25	4	1	0	91	.253	4	1	0	0	1
2012	2.86	4-2	14	5	0	0	0	44.0	42	22	14	23	31	8	0	0	166	.253	5	2	0	1	2
2013	4.82	3-3	19	3	0	0	0	46.2	54	36	25	27	34	12	0	0	177	.305	3	3	0	5	1
TOTAL	4.60	11-8	47	16	0	0	0	131.0	141	93	67	76	105	29	1	1	506	.279	14	6	0	7	6



THE VETERANS



DAN RANKIN • 38

RHP • L/R

6-3 • SOPHOMORE

KATY, TEXAS

SEVEN LAKES HIGH SCHOOL

2013 (Freshman): Appeared in 11 games, with two starts during the season...posted a 1-1 record with a 3.42 ERA in 26.1 innings...allowed 25 hits, while allowing ten earned runs and issuing 12 walks...fanned nine batters...saw his first collegiate action against Notre Dame (2/22), going 2.1 innings and striking out his first batter...earned his first collegiate start against New Orleans (2/27), going 1.1 inning and striking out one...pitched 4.0 innings of relief against Northwestern State (3/5), fanning a career-high four batters...earned his first career win in 1.2 innings of relief against High Point (3/10)...allowed just one hit over 4.0 innings of work against Southeastern Louisiana (3/13)...fanned one in 2.2 innings against UTSA (3/17)...posted relief appearances against Memphis (3/24),

against LSU (3/26) and at Rice (3/29)...got his second start of the year against Nicholls (4/2), going a season-high 4.1 innings with two strikeouts in the losing effort...made his final appearance of the season against ECU (4/13) before an injury kept him out of the remainder of the season.

About Dan Rankin

Prep: Lettered all once for head coach Chad Payne at Seven Lakes High School and three seasons for head coach Jeff Schroeder at Second Baptist High School...earned the SBHS Cy Young award winner...named an Underclassmen All-American twice by Perfect Game...

earned All-District honors during each of the last three seasons...was named to the All-District 19-5A as a senior and was a Texas Association of Private and Parochial Schools All-District selection as a sophomore and a junior...helped Second Baptist to a runner-up finish during his freshman and junior seasons at the TAPPS 4A State Championships...played summer ball for KC Houston...claimed the Texas Premier State Championships with KC Houston in 2012 and 2010.

Personal: Born Daniel Boyd Rankin on September 23, 1993...the son of Dan and Darlene Rankin.



Rankin's Tulane Career Statistics

Year	ERA	W-L	APP	GS	CG	SHO/CBO	SV	IP	H	R	ER	BB	SO	2B	3B	HR	AB	B/AVG	WP	HBP	BK	SFA	SHA
2013	3.42	1-1	11	2	0	0	0	26.1	25	11	10	12	9	2	1	2	94	.266	2	5	0	2	3
TOTAL	3.42	1-1	11	2	0	0	0	26.1	25	11	10	12	9	2	1	2	94	.266	2	5	0	2	3



THE VETERANS



BRADY WILSON • 20

LHP • R/L

6-2 • SENIOR

CENTRAL, LA.

LSU-EUNICE/PARKVIEW BAPTIST HIGH SCHOOL

2013 (Junior): Appeared in 16 games with two starts... the lone lefty in the Tulane bullpen during much of the season...went 1-3 with a 4.71 ERA in 28.2 innings... allowed 15 earned runs and 14 walks while striking out 19...made his first Tulane appearance at Texas State (2/16) in a relief role...notched a strikeout versus Missouri State (2/17)...fanned three against Southeastern Louisiana (2/19) in 1.1 innings...recorded one strikeout in 0.2 innings of the first game of the series against Notre Dame (2/22)...notched a season-high four strikeouts during the closing game of the series against Notre Dame (2/24) in which he saw 3.1 innings of action...pitched 2.2 innings, striking out one against New Orleans (2/27) for his lone victory of the season...totaled 2.1 innings at Alabama (3/3), striking out three but allowing two earned runs for his first loss on the year...pitched 3.1 innings of relief against Northwestern State (3/6)...saw his first start come against High Point (3/10) where he pitched 4.0 innings...struck out three Privateers in 4.2 innings of work against New Orleans (3/19)...was tagged with the loss during his second - and final - start of the season when he pitched 1.1 innings against LSU (3/26)...made relief appearances against ECU (4/12), at Louisiana-Monroe (4/16), against Houston (5/5), against Nicholls

(5/7) and against UAB (5/17), as well...was credited with the loss against Houston (5/5), allowing one earned run in 0.1 innings of work.

Prior to Tulane

2011-12 (LSU-Eunice): Lettered twice for head coach Jeff Willis...named the team's pitching MVP during each of his two seasons with the Bengals...guided LSU-E to the 2012 NJCAA Division II National Championship...was selected to the 2012 NJCAA Division II Championships All-Tournament team...garnered First Team All-Region 23 during his freshman and sophomore seasons...helped the team to a 45-15 record as a freshman and a 57-5 mark as a sophomore...as a sophomore, posted a 14-1 record in 18 starts on the mound with a 2.47 ERA...tossed 113 innings and allowed 38 runs - 31 earned - on 106 hits...fanned 90 batters and walked just 27...limited opponents to a .251 batting average...as a freshman, boasted a 10-1 record in 14 starts on the mound with a 2.57 ERA...tossed 84 innings and allowed 33 runs - 24 earned - on 67 hits...fanned 68 batters and walked only 25...limited opponents to a .220 batting average.

About Brady Wilson

Prep: Lettered three times for head coach M.L. Woodruff at Parkview Baptist...selected as the team captain during his senior season...helped the team to back-to-back Louisiana High School Athletic Association Baseball State Championships...named First Team All-Metro during his senior season...was a First Team All-District 8-3A as a senior and a Second Team All-District 7-3A as a junior...named to the All-State 3A squad during his final season with the Eagles...also lettered three times in football...helped the Eagles to the 2007 LHSAA Football State title and a 2009 State runner-up finish...garnered First Team All-State honors as a senior...was a finalist for the Warrick Dunn Player of the Year and The Advocate Athlete of the Year...played summer ball for Marucci Elite...helped the team to the 2009 Perfect Game World Wooden Bat Championships in Atlanta, Ga.

Personal: Born Brady McLain Wilson on October 2, 1991...the son of Scott and Cherie Wilson...has one brother, Cole, who plays baseball at Nicholls State.



Wilson's Tulane Career Statistics

Year	ERA	W-L	APP	GS	CG	SHO/CBO	SV	IP	H	R	ER	BB	SO	2B	3B	HR	AB	B/AVG	WP	HBP	BK	SFA	SHA
2013	4.71	1-3	16	2	0	0/0	2	28.2	37	22	15	14	19	6	0	1	111	.333	1	3	0	3	2
TOTAL	4.71	1-3	16	2	0	0/0	2	28.2	37	22	15	14	19	6	0	1	111	.333	1	3	0	3	2



THE VETERANS



BOWEN WOODSON • 11

INF/OF • R/R

6-0 • SENIOR

VICKSBURG, MISS.

VICKSBURG HIGH SCHOOL

2013 (Redshirt Junior): A 2013 Conference USA All-Academic team member...appeared in 55 games, including 51 starts (44 at second base, five in right field and two in center field)...batted .249 with 17 runs, 44 hits, four doubles, one triple, one home run, 22 RBI, 12 walks and five stolen bases...posted his first hit of the season at Texas State (2/16)...walked twice during the final game of the series against Notre Dame (2/24)...had a sacrifice hit, a single and an RBI at Nicholls (2/26)...went 1-for-3 with a double, a run and a walk against New Orleans (2/27)...posted back-to-back 1-for-4 games at Alabama (3/2 and 3/3), including a solo home run on 3/3...went 3-for-6 with two runs against High Point (3/10)...notched a season-high three RBI during a 2-for-4 effort at Southeastern Louisiana (3/12) in which he collected a double...had singles against Southeastern Louisiana (3/13) and the last two games of the series against UTSA (3/16 and 3/17) before doubling against New Orleans (3/19)...posted a 2-for-3 day at the plate with two runs during the opening game of the series against Memphis (3/22)...singled at Rice (3/28) during the opening game of the series...collected two singles and swiped two bases while walking and scoring once during the final game of the series at Rice (3/30)...posted a 2-for-4 performance at Southern Miss (4/5)...walked and went 2-for-2 with an RBI during game three of the series against ECU (4/14)...tallied a single RBI in four straight games; against New Orleans (4/17), at LSU (4/24), at Marshall (4/26) and during the first game of a doubleheader at Marshall (4/27)...brought home two

runs on a 2-for-4 performance during the second game of the series against Houston (5/4)...posted a 2-for-3 day with three RBI and a double and a run against Nicholls (5/7)...notched hits in all three games at UCF, including a 3-for-5 game (5/11) and a 2-for-3 game (5/12)...went 1-for-4 with a run versus Southern Miss (5/22) during the opening game of the Conference USA Championship...collected a single and a triple versus ECU (5/24) at the Conference USA Championship...tallied an RBI, a run and a single versus Houston (5/25) during the season finale at the Conference USA Championship. Earned Conference USA Commissioner's Honor Roll honors.

2012 (Redshirt Sophomore): Appeared in 48 games with 38 starts...37 starts came at second base and one came in centerfield...Drove in the game winning run twice; versus Alcorn State (4/11) and at UAB (4/13)...posted seven multi-hit and one multi-RBI contest...posted a season-long hitting streak of six games from February 24 - March 4...season long reached base streak ran from February 24 - March 9...ranked second on the team in hit-by-pitch (7)...ranked third on the team in assists (106)...was a part of 18 double plays.

2011 (Redshirt Freshman): Named Academic All-Conference USA...appeared in 56 games with 38 starts...plated the game winning run four times during the season - against New Orleans (3/20), Utah (4/22) and Jackson State (4/27) and at the Conference USA Tournament versus Houston (5/27)...ranked second on the team in

home runs (3)...sat third on the squad in batting average (.272) and slugging percentage (.391)...owned ten multi-hit games and eight multi-RBI games...held a season-long hitting streak of six games from March 18-March 27...reached base safely in ten straight games from March 11-March 26.

2010 (Freshman): Redshirted.

About Bowen Woodson

Prep: A member of the 4A North State Championship Team, Woodson was also selected as 4A First-Team All-State by the Mississippi Association of Coaches and Crossroads-Diamond Club as well as one of the state's Top 20 Underclassmen by The Clarion Ledger...Named All-District in 2008 and 2009 at Vicksburg High School in Mississippi for coach Jamie Creel...All-County selection in 2008 and 2009...team most valuable offensive player in 2009 and most valuable defensive player in 2007...Gator award recipient...helped Vicksburg to the district championship in both 2008 and 2009, and the North State championship in 2008...a two-sport athlete, Woodson was a two-time all-county soccer player in 2008 and 2009, earning team MVP honors...named the Vicksburg Post Player of the Year in soccer 2008.

Personal: Born Bowen Grant Woodson on April 1, 1991...son of Stan and Nita Woodson...has one older brother, Tanner, who played baseball at Millsaps College.



Woodson's Tulane Career Statistics

Year	AVG	GP-GS	AB	R	H	2B	3B	HR	RBI	TB	SLG%	BB	HBP	SO	GDP	OB%	SF	SH	SB-A	PO	A	E	FLD
2010																							
2011	.272	56 - 38	151	25	41	7	1	3	28	59	.391	12	4	34	6	.335	3	5	3 - 5	65	71	7	.951
2012	.233	48 - 38	133	23	31	9	1	1	13	45	.338	13	7	29	2	.331	1	1	1 - 2	91	106	2	.990
2013	.249	55 - 51	177	17	44	4	1	1	22	53	.299	12	7	27	4	.317	3	5	5 - 6	132	137	14	.951
TOTAL	.252	159 - 127	461	65	116	20	3	5	63	157	.341	37	18	90	12	.327	7	11	9 - 13	288	314	23	.963



THE VETERANS



TIM YANDEL • 7

UTILITY/RHP • R/R

6-1 • SOPHOMORE

WOODSTOCK, GA.

ETOWAH HIGH SCHOOL

2013 (Freshman): Appeared in 45 games with 35 starts (nine in right field, nine at third base, eight at second base, five at designated hitter and four in left field)...batted .227 with 12 runs, 29 hits, eight doubles, 12 RBI and 11 walks...became the first true freshman to start opening day in the infield since 2010...got the nod at second base during the opening game of the season versus Sam Houston State (2/15), drawing a walk...collected his first career hit at Texas State (2/16)...posted doubles in back-to-back games versus Missouri State (2/17) and against Southeastern Louisiana (2/19)...notched his first career multi-hit game at Nicholls (2/26), going 2-for-4...walked twice, and scored once while collecting an RBI against New Orleans (2/27)...had back-to-back 2-for-4 contests at Alabama (3/2 and 3/3)...notched a career-high three hits, including two doubles, as well as three RBI and two runs in a 3-for-7 day at the dish during the third game

of the series against High Point (3/10)...scored runs at Southeastern Louisiana (3/12), against Southeastern Louisiana (3/13) and against Memphis (3/22)...had a single and an RBI at Rice (3/29)...pinch-hit at Louisiana-Lafayette (4/9), notching an RBI-single...recorded an RBI single at Louisiana-Monroe (4/16)...posted a double against Nicholls (5/7)...doubled and scored a run as a pinch-hitter against UAB (5/16)...went 3-for-5 with two runs, an RBI and a double versus Southern Miss (5/22) during the opening game of the Conference USA Championship...had an RBI-single versus Houston (5/25) during the season finale at the Conference USA Championship.

About Tim Yandel

Prep: Lettered three seasons for head coach Greg

Robinson at Etowah High School...selected as team captain and team MVP as a senior...garnered All-State 5A honors during his senior campaign and was named the Cherokee County Offensive Player of the Year...also earned All-City, All-District and All-Region laurels as a senior...led EHS to a #2 ranking in the State of Georgia and a 25-7 overall record...helped the Eagles to the Regional Championship as a sophomore and a junior...played summer baseball for the East Cobb Yankees...helped the Yankees to the Perfect Game World Wooden Bat National Championship in 2012.

Personal: Born Timothy David Yandel on June 30, 1994...the son of Tim and Lisa Yandel.



Yandel's Tulane Career Statistics

Year	AVG	GP-GS	AB	R	H	2B	3B	HR	RBI	TB	SLG%	BB	HBP	SO	GDP	OB%	SF	SH	SB-A	PO	A	E	FLD
2013	.227	45 - 35	128	12	29	8	0	0	12	37	.289	11	2	33	2	.296	1	5	0-0	47	30	5	.939
TOTAL	.227	45 - 35	128	12	29	8	0	0	12	37	.289	11	2	33	2	.296	1	5	0-0	47	30	5	.939



THE NEWCOMERS



STEPHEN ALEMAIS • 2

INF • S/R

6-0 • FR • BRONX, N.Y.

ELEV8 SPORTS INSTITUTE/ALL HALLOWS HIGH SCHOOL

Prep: Was a three-time letterman at All Hallows High School in the Bronx, N.Y. before earning a letter at Elev8 Sports Institute in Delray Beach, Fla. during his senior year...played shortstop in high school...helped lead his team to a 43-11 during his senior year...earned first-team all-state honors during his junior and senior years, while earning all-district, all-city and all-league honors during his sophomore, junior and senior campaigns...owns the single season All Hallows record

for most hits in a season...also played travel ball for the prestigious South Florida Bandits...was also a three-year letterman in basketball as a shooting guard at All Hallows High School.

Personal: Born Stephen Gavin Alemais on April 12, 1995...son of Joan Salcedo and Ernie Alemais...has one younger brother...plans to study physical therapy and athletic training at Tulane.



SAM BJORNJELD • 32

LHP • L/L

6-5 • FR • SUGAR LAND, TEXAS

W.P. CLEMENTS HIGH SCHOOL

Prep: Was a two-year letterwinner at W.P. Clements High School in Sugar Land, Texas...played first base and pitcher...helped lead his team to a regional semi-finals finish during his junior year...named to the Rawlings Texas All-State Honorable Mention team...was a second team All-District first baseman during his senior year...also played summer baseball with the Columbia Angels where they were a semi-finalist for the 2012

WWBA 17U National Championship.

Personal: Born Sam Bjornsgjeld on September 26, 1994...son of Ann and John Bjornsgjeld...has one older brother, Andrew...plans to study business at Tulane.



GRANT BROWN • 23

OF • R/R

6-2 • FR • GULFPORT, MISS.

GULFPORT HIGH SCHOOL

Prep: Was a four-year letterman at Gulfport High School in Gulfport, Miss...played outfield in high school...helped lead his team to a 19-10 record during his senior season...batted .372 with six home runs and 25 RBI while scoring 33 runs...earned All-District 8 honors, as well as 6A Coaches' All-State Second Team honors during his senior year...named to the 2013 Clarion-Ledger Second Team All-State squad during his senior campaign...named to the 2013 South 4A/5A/6A

Mississippi Coaches' All-Star Team...named to the 2013 MHSAA Baseball Fab 15 Seniors list...a member of the 2013 Clarion-Ledger Dandy Dozen baseball team...played club baseball for the Akademia Prospects.

Personal: Born Grant Austin Brown on November 30, 1994...son of Jaqueline and Fontello Brown...has one older brother, Eric, one older sister, Ashley LeBlanc, and one younger sister, Fallon...plans to major in envi-

ronmental biology at Tulane.



THE NEWCOMERS



BARRY BUCHOWSKI • 19

CATCHER • R/R

6-2 • FR • MOORESTOWN, N.J.

ST. AUGUSTINE PREP

Prep: Was a four-year letterwinner at St. Augustine Prep in Moorestown, N.J....played catcher...helped lead his team to a 22-7 du ring his senior year, winning the Cap-Atlantic League and advancing to the South Jersey State Finals...batted .434 with six home runs, eight doubles, two triples and 29 RBI while scoring 29 runs in his senior year...earned First Team All-South Jersey and All-League honors during his senior campaign...helped lead his school to their first state title in 2011 when he

was named to the Second Team All-South Jersey and All-League teams...owns the career records at St. Augustine Prep for hits (115), RBI (81) and batting average (.393)...was the team captain in 2012 and 2013... played travel ball for the prestigious South Florida Bandits... also lettered twice in basketball as a power forward at St. Augustine Prep.

Personal: Born Barry John Buchowski on January 11, 1994...son of Michele and Barry Buchowski...has one younger sister, Francesca...plans to major in business at Tulane.



ANDREW CULP • 44

RHP • R/R

6-4 • FR • MCLEAN, VA.

MARET HIGH SCHOOL

Prep: Was a four-year letterman at Maret High School in Washington, D.C....pitched and played first base... helped lead his team to a 26-4 record and a first place finish in the Mid Atlantic Athletic Conference during his senior year...was part of the team that won back-to-back DC City Championships in 2012 and 2013... posted a perfect 7-0 record with 96 strikeouts and a 1.54 ERA in 2013...his 96 strikeouts are a single season

school record...earned 2nd Team All-MET honors from the Washington Post during his senior year...was a three-time 1st Team All-MAC member (2011-13)... earned team MVP honors during his junior campaign.

plans to major in business at Tulane.

Personal: Born Andrew Holt Culp on June 30, 1994... son of Wendy and Larry Culp...has one younger brother, Jameson, and one younger sisters, Caroline...



GARRETT DESCHAMP • 1

INF • R/R

6-2 • JR • DENHAM SPRINGS, LA.

LSU-EUNICE/PARKVIEW BAPTIST HIGH SCHOOL

LSU-Eunice (2012-13): Played two seasons at LSU-Eunice...helped lead his team to the 2013 NJCAA JUCO World Series Championship game...batted .332 with 46 runs, 73 hits, 16 doubles, five home runs and 56 RBI in 2013...earned All-Tournament Team accolades at the NJCAA JUCO World Series in 2013...was on the 2012 NJCAA JUCO World Series Championship LSU-Eunice squad that went 57-5 overall...batted .293 with 49 runs, 60 hits, 16 doubles, two home runs and 46 RBI

during the 2012 season.

About Garrett Deschamp

Prep: Was a two-year letterwinner at Parkview Baptist in Baton Rouge, La....played shortstop and third base... helped lead his team to a 29-9 during his senior year, reaching the state finals...earned all-district honors at shortstop during his senior year.

Personal: Born Garrett John Deschamp on August 23, 1993...son of Belynda and Bernie Deschamp...has one older sister, Destinee...plans to major in business at Tulane.



THE NEWCOMERS



ZACH FLOWERS • 26

RHP • R/R

6-2 • FR • MIDDLETOWN, DEL.

SALESIANUM HIGH SCHOOL

Prep: Was a three-year letterwinner at Salesianum High School in Middletown, Del....pitched for the Sals...led his team to a first place finish in the All-Catholic Conference by posting a 10-8 record and a 1.74 ERA during his senior campaign...team also advanced to the first round of the Delaware State Playoffs during his senior season...earned all-district and all-league honors during his junior and senior seasons...was named an Under Armour Preseason All-American...named to the Perfect

Game All-Region Team, while also being honored by Perfect Game as a Underclass All-American Honorable Mention...played summer ball for the East Cobb Braves...went 7-1 on the mound for the Braves during his last year with the club...was the winning pitcher in the 17U National Championship game...also captured a Perfect Game World Championship with the Braves.

Personal: Born Zach Thomas Flowers on December 17, 1994...son of Mary Grace and Warren Flowers...has one older brother, Warren, and one younger brother, Jake...plans to major in legal studies at Tulane.



J.P. FRANCE • 14

RHP • R/R

6-1 • FR • MARRERO, LA.

ARCHBISHOP SHAW HIGH SCHOOL

Prep: Was a four-year letterwinner at Archbishop Shaw High School in Marrero, La....played pitcher, first base and third base...helped lead his team to a 22-13 record, and went to the 2nd round of the LHSAA State Playoffs during his senior season...posted a 7-1 record with an 0.37 ERA and 113 strikeouts in 64.1 innings of action during his senior campaign...earned First Team All-State, All-District and All-Metro honors during his

junior and senior seasons while also earning All-District honors in his sophomore year...named to the Clarion Herald Elite Team during his junior and senior years...earned All-Metro Pitcher of the Year for large schools...was the District 9-4A Player of the Year in 2013...named the Westbank Quarterback Club Player of the Week four times during his career...played summer ball with the Akademia Prospects under former Green Wave

and MLB Pitcher Jake Cressand.

Personal: Born Jonathan Patrick France on April 4, 1995...son of Kimberly and Parrish (Pat) France...plans to study environmental biology at Tulane.



JOHN GANDOLFO • 9

OF • R/R

6-0 • JR • FRANKLIN LAKES, N.J.

SEMINOLE STATE COLLEGE OF FLORIDA/MARSHALL/RAMAPO HIGH SCHOOL

Seminole State College of Florida (2013): Played in the outfield for the Raiders, helping lead them to a 36-14 record...batted .367 with one home run, five doubles, four triples, 21 RBI and 14 stolen bases...earned First-Team All-Conference honors...named the Florida College System Activities Association Player of the Week on March 21 after batting 9-for-16 with five runs scored and five RBI over four games...named one of the top 10 players in central Florida.

Marshall (2012): Played in 35 games, with 24 starts as a true freshman for the Thundering Herd in 2012...top hitting reserve after batting .267...recorded 23 hits with ten runs and two doubles with five total RBI...stole five bases in nine attempts.

About John Gandolfo

Prep: Lettered at Ramapo High School in Franklin Lakes, N.J....helped lead his squad to the state semi-

finals during his senior year, in which the team finished 24-6...batted .357 with six home runs, 12 doubles and three triples...swiped 24 bases, and was only caught stealing once...named All-Bergen County and All-League during his senior year...also played for the South Florida Bandits during the summer.

Personal: Born John Michael Gandolfo on July 24, 1992...son of Janet and John Gandolfo...has one older sister, Alyssa...plans to study health and wellness at Tulane.



THE NEWCOMERS



HUNTER HOPE • 16

INF • R/R

6-2 • FR • JUPITER, FLA.

DWYER HIGH SCHOOL

Prep: Was a three-year letterwinner at Dwyer High School in Jupiter, Fla....played shortstop...helped lead his team to a 14-13 record during his senior season...batted .393 with ten home runs, 25 RBI, 25 walks and five steals during his senior year...earned First Team All-State honors, while also being named to the Southeast Florida All-Region Team, the 8A All-District First Team and the Coaches All-City and All-League teams...also named to the Southeast Florida All-Region Second

Team, the 8A All-District First Team, the Coaches All-City First Team and the Coaches All-League First Team during his junior year...owns the career record at Dwyer High School in intentional walks with 18...named to the All-State and All-County All-Star Games in 2013...was a Perfect Game USA All-Region Team Member...played travel ball for the prestigious South Florida Bandits, and led the team in home runs with five.

Personal: Born Hunter Andrew Hope on January 7, 1995...son of Katie and Andrew Hope...has two younger sisters, Summer and Piper, and one younger brother, Eli...plans to major in public health at Tulane.



MATT HORTON • 34

RHP • L/R

6-3 • FR • THE COLONY, TEXAS

THE COLONY HIGH SCHOOL

Prep: Was a four-year letterwinner at The Colony High School in The Colony, Texas...played first base and pitcher...helped lead his team to a 17-12-1 record during his senior season...recorded 66 strikeouts in 39 innings pitched with a 1.39 ERA during his senior campaign...team went to the state playoffs for the first time in school history in his freshman season, and returned during his sophomore year...earned First

Team All-District 9-4A honors during his junior year...owns the school record for most pitching victories in a career...played summer baseball with the ProSource Athletics...named Perfect Game All-American during his junior and senior years, as well as a Perfect Game All-Regional member during his senior year...earned Under Armour All-American status...named to the Perfect Game All-Tournament Team at their Fort Meyers,

Fla., tournament...was also a letterwinner in swimming at The Colony High School.

Personal: Born Matthew Thomas Horton on July 5, 1994...son of Sue and Andy Horton...has one older brother, Brian, and two older sisters, Katie and Kristy...plans to study biology or chemistry at Tulane...grandfather, Jim Hart, coached golf at Tulane from 1967-76.



LEX KAPLAN • 6

OF • L/L

6-2 • FR • ST. LOUIS, MO.

LADUE HIGH SCHOOL

Prep: Was a four-year letterman at Ladue High School in St. Louis, Mo...played in the outfield and pitched in high school...helped team go 19-4 during his senior year, including a perfect 5-0 district record...notched six saves on the mound in 2013, good for the single-season school record...earned Second-Team All-State honors after hitting .450 in 2013...named First-Team All-Conference as an outfielder and Second-Team as a pitcher for his senior year...earned First-Team All-State honors

as a junior after hitting .490 with nine home runs...owns the career Ladue High baseball records for most hits (122), most runs scored (105), most doubles (32), most triples (12) and most saves (nine)...tied for the school single-season record in runs with 39 in 2012...also tied the single-season school record for triples with seven in 2012.

Personal: Born Alex Joseph Kaplan on July 15, 1994...son of Jody and Gary Kaplan...has two older brothers, Jason and Jonny, and one younger sister, Courtney...older brother Jonny played center field for the Green Wave from 2000-03.



THE NEWCOMERS



COREY MERRILL • 21

RHP • R/R

6-4 • FR • LUTCHER, LA.

LUTCHER HIGH SCHOOL

Prep: Was a four-year letterwinner in baseball at Lutchter High School in Lutchter, La....pitched, played third base and shortstop for the Bulldogs...helped lead his team to a 29-4 record and the LHSAA State Championship during his senior year...posted a 4-1 record and a 0.70 ERA while also batting .390 during his senior campaign...earned First Team All-State honors during his senior year...named to the First Team All-District team during his sophomore, junior and senior years...

also played summer ball for the Akademia Prospects...lettered three years in golf at Lutchter High School, and also qualified for the state tournament during his eighth grade year...lettered twice in swimming and once in basketball as a forward for the Bulldogs.

ness management at Tulane.

Personal: Born Corey Carter Merrill on October 11, 1994...son of Mary Beth and Carter Merrill...has two older brothers and one old sister...plans to study busi-



JAKE ROGERS • 4

CATCHER • R/R

6-2 • FR • CANYON, TEXAS

CANYON HIGH SCHOOL

Prep: A three-year letterwinner in baseball at Canyon High School in Canyon, Texas...played both catcher and shortstop...led his team to the regional semi-finals in the Texas State Playoffs during his senior season, while also helping his squad go 33-7 in 2013...batted .492 with 15 doubles, five triples, six home runs, 48 RBI, 44 runs and 15 stolen bases in 17 attempts during his senior campaign...named to the 2013 USA Today All-USA Texas Baseball Honorable Mention team...

earned First Team All-State honors from the Texas Sports Writers Association and the Texas High School Baseball Coaches Association in 2013...was a Rawlings/Perfect Game Preseason Texas Region All HS First Team member...also played summer ball for the DBat Mustangs in 2013...in the wooden bat league, he hit .307 with three doubles, four triples, one home run and 21 RBI...named to the 2013 Connie Mack World Series All-Tournament Team as a catcher...set

the Connie Mack World Series record for most triples hit in the series with three...played in the 2012 Oakley All-American Game and earned All-Tournament MVP honors.

Personal: Born Jacob Ray Rogers on April 18, 1995...son of Susan and Dusty Rogers...has two brothers, Ben and Joe, and one sister, Brooke.



TROY WARD • 42

RHP • L/R

6-4 • SO • NORTH RICHLAND HILLS, TEXAS

TRINITY UNIVERSITY/NORTH RICHLAND HILLS HIGH SCHOOL

Trinity University (2013): Played an integral part in the back end of the bullpen for a Trinity squad that finished 40-9 during his freshman year...placed second on the team with three saves...notched a 1-1 record with a 3.09 ERA...fanned 12 batters while walking none, one of only two Trinity Tigers to walk no batters on the season...held hitters to a .231 batting average...was part of a combined shutout against Austin College on April 7...notched his lone victory on the season in 2.0 innings of relief against Linfield on May 18 during the NCAA

Division III West Regional to force a third game of the series.

About Troy Ward

Prep: Lettered three years at Richland High School in North Richland Hills, Texas...pitched for the Rebels...tallied a 4-4 record in 59.2 innings of action with 62 strikeouts and a 2.82 ERA during his senior year...helped lead his team to the state playoffs during his

senior campaign...also lettered in basketball and wide receiver at Richland High School...earned All-District 6-5A Honorable Mention honors as a wide receiver during his junior year.

Personal: Born Troy Thomas Ward on August 30, 1993...son of Ginger and Bob Ward...has one younger brother, Ryan...plans to study chemical engineering or environmental studies at Tulane.



THE NEWCOMERS



HUNTER WILLIAMS • 39

INF • R/R

5-11 • FR • WEST MONROE, LA.

WEST MONROE HIGH SCHOOL

Prep: Was a two-year letterwinner at West Monroe High School in West Monroe, La....played first base and catcher...helped lead his team to a 24-13 record, as well as a semifinals finish in the state playoffs, during his senior year...batted .388 with seven home runs, 34 RBI and 18 stolen bases during his senior campaign...earned first-team All-District 2-5A and All-Region honors during his senior year...earned second-team All-District 2-5A honors during his junior year...won the Marucci

Prep Classic Home Run Derby...also lettered one year in football as a middle linebacker and one year in soccer as a goalie at West Monroe High School.

Personal: Born Garrett Hunter Williams on March 1, 1995...son of Lori and Mark Williams...has one older sister, Haley...plans to major in ecology and evolutionary biology at Tulane.



JAKE WILLSEY • 17

INF • R/R

5-11 • FR • CHESTNUT HILLS, MASS.

THE RIVERS SCHOOL

Prep: Was a four-year letterwinner at The Rivers School in Chestnut Hill, Mass....played in the infield...helped lead his team to a 15-5 record during his senior year, placing third in the Independent School League...batted .391 during his senior campaign...earned First Team All-League Honors during his senior season...also earned Honorable Mention All-League Honors during his sophomore year...played for the Northeast Mudhens

during the summer.

Personal: Born Jake William Willsey on May 14, 1995...son of Pamela and Lance Willsey...has one younger sister, Alana.



TYLER WILSON • 40

INF • R/R

5-11 • JR • CEDAR PARK, TEXAS

NAVARRO COLLEGE/VISTA RIDGE HIGH SCHOOL

2013 (Navarro College): Batted .319 with five home runs and 47 RBI in 56 games for Navarro College...fifth on the team in batting average, while leading the team in home runs and RBI...tied for second on the team in runs scored with 41...helped Navarro College go 40-17 on their way to the NJCAA World Series...named All-Conference.

2012 (Navarro College): Batted .343 with 58 hits, 10 doubles, 25 runs scored four home runs and 44 RBI

during his freshman campaign...led the team in home runs and RBI while ranking fourth in batting average...helped Navarro College go 35-17...named All-Conference.

About Tyler Wilson

Prep: A three-year letterwinner at Vista Ridge High School in Round Rock, Texas...played first and third base, while also pitching...helped lead the Rangers to a

first-place finish in their district during his senior year in which he was the team captain and team MVP...batted .465 while also posting a 0.70 ERA on the mound...earned Third Team All-State, First Team All-Region and All-District MVP honors during his senior year.

Personal: Born Tyler Michael Wilson on July 22, 1993...son of Mitzi and David Wilson...has two younger brothers, Jacob and Harrison, and one younger sister, Riley.



THE NEWCOMERS



TYLER ZAMJAHN • 45

RHP • R/R

6-1 • FR • HARAHAN, LA.

BROTHER MARTIN HIGH SCHOOL

Prep: A three-year letterwinner at Brother Martin High School in New Orleans...pitched for the Crusaders...helped lead his team to a 30-6 record, and a District 9-5A Championship, during his senior season...went to the state quarterfinals in his senior year after the school's first ever undefeated district season...was 8-1 with 77 strikeouts and a 1.77 ERA in 55.1 innings of service during his senior campaign...earned the All-District Most Valuable Pitcher of the Year honors during his senior year, while also being named to the

Clarion Herald Elite Baseball Team...was a 5A All-State Honorable Mention team member...played Legion ball with Peake BMW during the summer.

Personal: Born Tyler Patrick Zamjahn on January 10, 1995...son of Jennifer and John Zamjahn...has two younger sisters, Ashley and Rachel and one younger brother, Blake...plans to major in either chemical engineering or math at Tulane.

2014 Grounds Krewe



Sal Collura Texaco Oil (Retired)
Mike Case Grounds Department; Tulane University
Donald Champagne Mechanic; Union Pacific Railroad
Darren Duhe Quality Control; Dow Chemical
George Kock Sales Manager; Southeast Safety and Supply
John Mancuso, Jr. Medicaid Analyst
Richard Martin Tulane Law, 1980
B.J. Savoy Bellman/Concierge; Hilton Airport Hotel
Don Schell President; Schell Sales (Retired); Shortstop (1943-47)
Tony Sofio President; EHS Corporation
Bernard Sontag (Krewe Chief) President; Industrial Instrument Works, Inc.



CONFERENCE USA IN 2013

2013 All-Conference USA Awards

FIRST TEAM ALL-CONFERENCE

IF	John Frost, Sr.	UAB
IF	Chase McDonald, Jr.	East Carolina
IF	Issac Rodriguez, Sr.	Southern Miss
IF	Chris Taladay, Sr.	UCF
OF	Isaac Ballou, Sr.	Marshall
OF	Erik Hempe, Sr.	UCF
OF	Michael Ratterree, Sr.	Rice
C	Chase Fowler, Sr.	Southern Miss
DH/UT	Drew Reynolds, Jr.	East Carolina
P	Aaron Blair, Jr.	Marshall
P	Sam Moll, Jr.	Memphis
P	Andrew Pierce, Sr.	Southern Miss
P	Erik Schoenrock, Jr.	Memphis
RP	Zech Lemond, So.	Rice

SECOND TEAM ALL-CONFERENCE

IF	Zach Houchins, Jr.	East Carolina
IF	Justin Montemayor, Fr.	Houston
IF	Frankie Ratcliff, Jr.	Houston
IF	Ford Stainback, So.	Rice
OF	Keenan Cook, Jr.	Rice
OF	Mason Robbins, So.	Southern Miss
OF	Kyle Survanace, Fr.	Houston
C	Geoff Perrott, Sr.	Rice
DH/UT	Michael Aquino, Jr.	Rice
P J	Jeff Hoffman, So.	East Carolina
P	Ben Lively, Jr.	UCF
P	David Lucroy, Fr.	East Carolina
P	Austin Pruitt, Sr.	Houston
RP	Jonathan Van Eaton, Jr.	Memphis

ALL-FRESHMAN TEAM

C	Travis Watkins	East Carolina
OF	Richard Carthon	Tulane
OF	Jake Little	Memphis
OF	Kyle Survanace	Houston
IF	Justin Montemayor	Houston
IF	Josh Vidales	Houston
IF/P	Blake Fox	Rice
P	Zac Favre	UCF
P	Ian Gibaut	Tulane
P	Jake Lemoine	Houston
P	David Lucroy	East Carolina

PLAYER OF THE YEAR: Chris Taladay, 3B/C, UCF

PITCHER OF THE YEAR: Erik Schoenrock, LHP, Memphis

FRESHMAN OF THE YEAR: Justin Montemayor, 1B, Houston

NEWCOMER OF THE YEAR: Frankie Ratcliff, SS, Houston

COACH OF THE YEAR: Daron Schoenrock, Memphis



Closer Ian Gibaut was in the top-10 in saves (4th-12), appearances (t-6th-26), games finished (4th-20) and games in relief (t-6th-26) in Conference USA during the 2013 season. For his efforts, he was named to the Conference USA All-Freshman Team.

2013 Conference USA Standings

Team	Conference USA		Overall						
	W-L-T	Pct.	W-L-T	Pct.	Home	Away	Ntrl	Last 10	Strk
Rice* #	15-9	.625	44-20	.710	22-8	18-9	4-3	7-3	L 2
Southern Miss #	15-9	.625	30-27	.526	19-12	8-12	3-3	5-5	L 2
East Carolina	14-10	.583	31-26	.544	18-14	12-9	1-2	6-4	W 1
Memphis	14-10	.583	35-24	.593	22-14	11-10	2-0	6-4	L 1
UCF	13-11	.565	29-30	.492	22-12	7-16	0-2	3-7	L 5
Houston	13-11	.565	36-22	.621	23-9	10-10	3-3	6-4	L 1
Tulane	11-13	.435	30-28	.517	16-16	10-11	4-1	5-5	W 2
UAB	7-17	.292	23-36	.390	13-14	7-18	3-3	5-5	W 1
Marshall	6-18	.250	20-34	.370	7-7	10-22	3-5	3-7	L 3

* = Conference USA Champion

= Conference USA Regular Season Co-Champion

2013 Conference USA Statistical Leaders

DOUBLES

1. J. Frost-UAB	19
2. Houchins-ECU	18
3. E. Hempe-UCF	17
Ballou-MAR	17
Garner-TLN	17
Potkay-TLN	17
7. J. Vasquez-UCF	16
8. Stringer-RICE	15
Rodriguez-USM	15
10. 3 tied at	14

TRIPLES

1. Ratcliff-HOU	8
2. I. De Jesus-UAB	4
Stringer-RICE	4
Carthon-TLN	4
Aquino-RICE	4
6. 9 tied at	3

WALKS

1. Vidales-HOU	49
2. Ratterree-RICE	44
Byrd-RICE	44
4. Stringer-RICE	43
5. Ratcliff-HOU	37
Ballou-MAR	37
7. B. Boudreaux-TLN	33
8. Willis-MEM	32
9. McDonald-ECU	31
E. Hempe-UCF	31

SACRIFICE FLIES

1. E. Hempe-UCF	7
Ratterree-RICE	7
3. Barker-HOU	6
Houchins-ECU	6
Rodriguez-USM	6
Ratcliff-HOU	6
7. McDonald-ECU	5
Robbins-USM	5
Potkay-TLN	5
10. 8 tied at	4

HIT BY PITCH

1. Byrd-RICE	15
Middleton-TLN	15
T. Mims-UAB	15
4. R. Prinzing-UAB	14
Carthon-TLN	14
6. Appling-HOU	13
Perrott-RICE	13
8. Roney-USM	12
Rodriguez-USM	12
J. Woods-UCF	12

STOLEN BASES

1. Survanace-HOU	20
2. Appling-HOU	15
Vidales-HOU	15
4. Carthon-TLN	14
5. Ratterree-RICE	13
Ballou-MAR	13
Gross-MEM	13
8. Little-MEM	12
Day-USM	12
10. 4 tied at	11

STEAL ATTEMPTS

1. Survanace-HOU	23
Carthon-TLN	23
3. Gross-MEM	20
4. Vidales-HOU	19
5. Day-USM	18
Appling-HOU	18
7. Ballou-MAR	17
Willis-MEM	17
9. 3 tied at	16

EARNED RUN AVERAGE

1. Lemond-RICE	2.02
2. B. Lively-UCF	2.04
3. Kubitz-RICE	2.06
4. Rizzotti-TLN	2.22
5. Moll-MEM	2.30
6. Stephens-RICE	2.43
7. Lucroy-ECU	2.49
8. J. Simms-RICE	2.51
9. Pierce-USM	2.57
10. Pruitt-HOU	2.85

OPPONENT BA

1. Napoli-TLN	.176
2. Kubitz-RICE	.189
3. Lucroy-ECU	.194
4. Moll-MEM	.196
5. Blair-MAR	.198
6. Lemond-RICE	.207
7. J. Simms-RICE	.217
8. Stephens-RICE	.219
9. Schoenrock-MEM	.227
10. Pierce-USM	.227

INNINGS PITCHED

1. Stephens-RICE	118.2
2. Pruitt-HOU	113.2
3. Pierce-USM	112.0
4. J. Simms-RICE	111.0
5. Hoffman-ECU	109.2
6. Kubitz-RICE	109.1
7. B. Lively-UCF	106.0
8. Byo-TLN	99.0
9. Schoenrock-MEM	98.1
10. Williams, R-ECU	96.0

SAVES

1. Reynolds-ECU	14
Lemond-RICE	14
3. Van Eaton-MEM	13
4. Gibaut-TLN	12
5. Wellbrock-HOU	11
6. Roney-USM	7
7. Garner-TLN	6
King-MAR	6
9. 3 tied at	4

APPEARANCES

1. Z. Favre-UCF	32
Lemond-RICE	32
3. Reynolds-ECU	28
S. Davis-UCF	28
5. Harris, J-ECU	27
6. Van Eaton-MEM	26
Gibaut-TLN	26
8. Wellbrock-HOU	25
9. J. Simms-RICE	24
10. 3 tied at	22

GAMES FINISHED

1. Lemond-RICE	27
2. Reynolds-ECU	25
3. Wellbrock-HOU	21
4. Gibaut-TLN	20
5. S. Davis-UCF	19
6. Van Eaton-MEM	18
7. King-MAR	17
8. Z. Favre-UCF	14
9. C. Mallard-UAB	12
10. Garner-TLN	11

GAMES IN RELIEF

1. Z. Favre-UCF	32
2. Lemond-RICE	31
3. S. Davis-UCF	28
Reynolds-ECU	28
5. Harris, J-ECU	27
6. Gibaut-TLN	26
Van Eaton-MEM	26
8. Wellbrock-HOU	25
9. 3 tied at	22

SAC FLIES ALLOWED

1. C. Matulis-UCF	6
2. Poncedeleon-HOU	5
McKenzie-TLN	5
Reynolds-ECU	5
Garza-HOU	5
Byo-TLN	5
7. 5 tied at	4

HIT BATTERS

1. Lucroy-ECU	22
2. Kubitz-RICE	17
3. C. Matulis-UCF	16
Napoli-TLN	14
5. T. Bryant-UAB	13
6. Mabry-ECU	12
J. Simms-RICE	12
8. Moll-MEM	11
C. Eller-UAB	11
Smithmyer-ECU	11

HITS ALLOWED

1. Napoli - TLN	39
2. Lucroy - ECU	49
3. Lemond-RICE	56
4. T. Bryant-UAB	59
Blair-MAR	59
6. R. LeBlanc-TLN	60
7. Gunn-MEM	62
8. Moll-Mem	67
9. Fisk-USM	67
10. Rizzotti-TLN	71

RUNS ALLOWED

1. Lemond-RICE	19
2. Napoli-TLN	25
3. Blair-MAR	28
Rizzotti-TLN	28
5. Gunn-MEM	29
6. Fisk-USM	31
Lucroy-ECU	31
B. Lively-UCF	31
9. Lemoine-HOU	32
10. R. LeBlanc-TLN	33

EARNED RUNS ALLOWED

1. Lemond-RICE	17
2. Rizzotti-TLN	20
Lucroy-ECU	20
4. Napoli-TLN	22
Gunn-MEM	22
6. Moll-MEM	24
B. Lively-UCF	24
8. Fisk-USM	25
Kubitz-RICE	25
10. Blair-MAR	26

WALKS ALLOWED

1. B. Adkins-UCF	13
2. Gunn-MEM	17
Williams, R-ECU	17
4. Garza-HOU	18
5. J. Naile-UAB	21
Lemond-RICE	21
7. Rizzotti-TLN	23
8. Pruitt-HOU	24
9. Fisk-USM	26
T. Bryant-UAB	26

FIELDING PERCENTAGE

1. Carthon-TLN	1.000
Hatfield, A-MEM	1.000
Brooks, G-ECU	1.000
Fultz-ECU	1.000
Brito-MAR	1.000
Aquino-RICE	1.000
7. Watkins, T-ECU	.993
8. H. Clark-UAB	.993
B. Boudreaux-TLN	.993
10. Lynch-USM	.992

ASSISTS

1. Stainback-RICE	221
2. Stringer-RICE	210
3. Middleton-TLN	207
4. Reinheimer-ECU	192
5. Bass-ECU	176
6. Vidales-HOU	168
7. Ratcliff-HOU	165
8. Rodriguez-USM	159
9. Leon-MAR	158
10. Gross-MEM	146

FIELDING DOUBLE PLAYS

1. Rodriguez-USM	54
2. Stringer-RICE	50
McDonald-ECU	50
4. Stainback-RICE	47
5. Ewing-RICE	45
6. Bass-ECU	42
7. B. Brown-USM	41
Potkay-TLN	41
9. Woodson-TLN	39
10. 2 tied at	37

CAUGHT STEALING BY

1. Perrott-RICE	28
2. Kirkwood-MAR	26
3. Ch. Fowler-USM	25
4. Barker-HOU	16
Burns-TLN	16
J. German-UAB	16
7. H. Clark-UAB	14
8. Watkins, T-ECU	13
9. R. Brecken-UCF	11
10. Crohan-TLN	10



2013 SEASON IN REVIEW

JOIN THE CLUB...THE 200 HIT CLUB, THAT IS

There are only 29 Tulane hitters who have ever achieved 200 hits in their careers, and three of them eclipsed the mark during the 2013 season. Seniors Brandon Boudreaux, Garrett Cannizaro and Brennan Middleton have all eclipsed the mark this season after putting up solid numbers throughout their illustrious careers. Below is a list of which games they achieved the goal.

A fourth senior in Blake Crohan was six hits shy of the mark. An injury he suffered at Louisiana-Lafayette in April kept him from reaching it:

Player	200th Hit Game
Cannizaro	Only H on 3/19 (UNO)
Boudreaux	Only H on 4/14 (ECU)
Middleton	Only H on 4/27 (Game 1 Mar)
Crohan	SIX SHY OF 200 HITS

DUO NAMED ALL-FRESHMEN C-USA

Two freshmen for the Green Wave were honored by the league offices, as closer Ian Gibaut and outfielder Richard Carthon were named to the All-Freshmen Conference USA team.

Gibaut, a closer out of Houston, Texas, led the Green Wave with 12 saves and 26 appearances while putting together a record of 2-2 with a 2.66 ERA. In 40.2 innings, Gibaut fanned 38 batters while walking only 18. Opponents hit just .243 off him during the season. Gibaut's 12 saves were a Tulane freshman record, and ranked fourth in the league last year. His 26 appearances tied him for sixth in C-USA in 2013.

Carthon, an outfielder out of Shreveport, La., started the season as a pinch hitter and pinch runner, but quickly played his way into the lineup with his bat, glove and base running skills. Carthon led the Green Wave with 14 stolen bases, while also posting a perfect 1.000 fielding percentage on the year to go along with six outfield assists. On top of that, Carthon was third on the team in hitting with a batting average of .283, posting the second-most hits on the team with 58. His 14 stolen bases ranked fourth in the league.

GIBAUT IS FRESHMAN ALL-AMERICAN

The aforementioned Ian Gibaut was not only recognized for his talents on the field by Conference USA. In addition to his league honors, Gibaut earned Louisville Slugger Freshman All-American status from Collegiate Baseball Magazine.

Gibaut became the first Green Wave player to earn the honors from Collegiate Baseball Magazine since Alex Facundus back in 2011.

Gibaut became the 17th player in Green Wave history to be named a Freshman All-American by Collegiate Baseball Magazine. All-time, Gibaut is the 21st Tulane baseball player to earn Freshman All-American status by a major college baseball publication.

DAVID VS. GOLIATH

Tulane hasn't had a tremendous amount of success against Rice over the years, only going 8-27 against them all-time. However, one Greenie pitcher has found recent success against them: David Napoli. The senior starter is the only pitcher in Green Wave history to record two wins against them after being credited with the victory during

Tulane's 7-6 win against Rice during the 2013 season. In 2012, Napoli earned the win against Rice when Tulane won 7-2 on April 6.

800 AND COUNTING

Tulane baseball head coach Rick Jones secured his 800th win as the skipper of the Green Wave in 20 seasons when Tulane defeated UCF on May 10. He joined a very elite list of active NCAA baseball coaches who had 800 wins or more at his current school at the time, and the list has even become smaller since then after the coaching carousel stopped spinning.

Jones is one of only 13 current coaches who will begin the season with their program of which they have won 800 or more contests.

Coach	School
Mike Martin	Florida St
Mark Marquies	Stanford
Pete Dunn	Stetson
Jim Gilligan	Lamar
John Anderson	Minnesota
Keith Guttin	Missouri State
Wayne Graham	Rice
Fred Hill	Rutgers*
Bill Brown	George Mason
Jim Morris	Miami (FL)
Jack Leggett	Clemson
Danny Hall	Georgia Tech
Rick Jones	Tulane

*Hill took a medical leave of absence from the Rutgers program in September. No timetable is set for his return.

QUICK OUTING

When the NCAA adopted the new bats and balls a few seasons ago to speed up the game, no one meant to make one go by this quick.

When the Green Wave defeated New Orleans 3-1 on May 1 at Greer Field at Turchin Stadium, fans should have asked for their money back. Not because the game was poorly played...it went by way too fast, ending in 1 hour and 47 minutes. As a matter of fact, since Tulane started keeping records of the times of games in 1994, no nine-inning contest has ended faster. The closest any contest has come to ending as quickly was a Feb. 22, 2004 game against Maryland-Baltimore County in which the Greenies won 14-5 that ended in 1 hour and 48 minutes.

DRAFTED

Throughout the course of the 2013, Major League Baseball scouts came out to watch the Green Wave on the road and at home. It was obvious why, as Tulane had five players drafted in May's MLB First-Year Player Draft, marking the second most players ever taken in one draft from Tulane.

Senior southpaw starter David Napoli got things started when he was tabbed by the Washington Nationals in the eighth round, after putting together one of the finer seasons in Tulane history. He was the Sunday starter for most of the season.

Shortly after Napoli heard his name called, senior shortstop Brennan Middleton was also taken by the Nationals with the final pick of the second day of the draft in the 10th round. Middleton became the 50th player drafted under head coach Rick Jones' tutelage. With the Nationals' selection of Middleton, he and Napoli became just the 10th pair of former Green Wave players to be taken by the same team in the same draft.

On the final day of the draft, three Green Wave players heard their names called, as senior third baseman Garrett Cannizaro (18th round, Los Angeles Angels), redshirt sophomore pitcher Tony Rizzotti (25th round, San Diego Padres) and senior pitcher Alex Byo (33rd round, Arizona Diamondbacks) were all selected in the draft.

It was the second time Cannizaro was drafted during his time at Tulane. After his junior year, he was selected by the New York Yankees in the 32nd round, be elected not to sign, ultimately returning for his senior year and bumping his draft stock up by 14 rounds.

The selections of Rizzotti, Byo and Napoli means that only Randy LeBlanc will be the returning weekend starter to the 2014 squad. LeBlanc filled in on the weekends towards the end of the season after Rizzotti went down with a back injury. Rizzotti had two years left of eligibility, but elected to forgo his junior and senior years.

Below is a list of the Tulane players drafted:

Player	Team (Round, Selection)
David Napoli	Washington Nationals (8th, 256)
Brennan Middleton	Washington Nationals (10th, 316)
Garrett Cannizaro	Los Angeles Angels (18th, 547)
Tony Rizzotti	San Diego Padres (25th, 748)
Alex Byo	Arizona Diamondbacks (33rd, 990)



Tony Rizzotti burst onto the scene in 2013 for the Green Wave, pitching a complete-game, one-hit shutout in the season opener. He remained Tulane's Friday night starter throughout a majority of the season before being selected by the San Diego Padres in the draft.



2013 SEASON IN REVIEW

OUCH!

It's not too often that you step up to the plate six times in one game and only record two official at-bats. But that is exactly what happened to Brennan Middleton during the first game of the Marshall series in 2013, one that went to 11 innings, and unfortunately ended in defeat for the Greenies. To add injury to insult, Middleton was hit by a pitch during three of his plate appearances, tying a single game Tulane record. Freshman Richard Carthon 'accomplished' the same feat on May 11 against UCF, and all three plunkings resulted in runs.

NAPOLI IS 2ND IN NATION IN H PER 9

After starting the season in the bullpen, senior David Napoli was superb as Tulane's Sunday starter. Not only did he rank amongst one of the best pitchers on the team, but the New Orleans native also ranked amongst the NCAA's top pitchers in 2013.

Napoli was second in the nation in hits allowed per nine innings, with an average of 5.32 hits per nine. In 66.0 innings, Napoli allowed just 39 hits. He was only .08 points shy of the nation's leader, Bryan Radziewski of Miami (FL).

NAPOLI POSTS SECOND-BEST SINGLE SEASON BAA

David Napoli almost tied former pitcher and current assistant coach Shooter Hunt for the lowest single-season opponents' batting average in Tulane history, posting a BAA of .176.

Hunt owns the all-time single season Tulane record, holding opponents to a batting average of .175 in 2008 in 100.2 innings. Napoli would have had the record, but during the 2013 Conference USA Tournament, he gave up two hits in 1.1 innings, vaulting his opponents' batting average a few points.

Napoli posted his opponents batting average in 66.0 innings. For his career, Napoli notched an opponent batting average of .241 in 220.0 innings, fifth in school history.

GIBAUT POSTS TULANE FRESHMAN SAVES RECORD

Freshman Ian Gibaut was crucial for the Green Wave out of the bullpen in 2013, and his efforts earned him a freshman record in the Tulane record books.


Gibaut posted 12 saves, which comes in as the most by a Tulane freshman since the statistic started being kept by the Tulane Athletic Communications Department in 1973.

He also notched the most saves by a newcomer since junior college transfer Brandon Belanger posted 16 for the Green Wave in 1999.

Gibaut's 12 saves are tied for the fifth most in a single season in Tulane history. Joey Charron (2003) and D.J. Ponder (2012) also had 12 saves for the Green Wave in a single season.

BELANGER NAMED TO TULANE HALL OF FAME

Former Green Wave pitcher Brandon Belanger was named to the Tulane Hall of Fame in October 2013, after posting an amazing two-year career with the Green Wave from 1999-2000. Belanger posted 27 saves, a 3.19 ERA, a 7-7 record and 117 strikeouts over 115.2 innings.



Tulane had an exceptionally large senior class in 2013. Four of those seniors continued their playing careers after the 2013 season, as (l-r) Brennan Middleton, David Napoli, Garrett Cannizaro and Alex Byo were all drafted by MLB teams in May.

ELEVEN SENIORS WRAP UP THEIR CAREERS

The 2014 Green Wave baseball team will have a lot of holes to fill, as the 2013 squad had a huge senior class last year, as 11 players played their final game in the Green Wave uniform during the 2013 season.

Infielders Brennan Middleton and Garrett Cannizaro were four-year starters on the left side of the infield, and both were drafted at the conclusion of their senior seasons.

Sean Potkay, who was the only player to play all 58 games in 2013, and Tucker Oakley were both junior-college transfers in the infield.

Pitchers David Napoli and Alex Byo were stalwarts on Saturday and Sunday during the 2013 season. Both were selected in the MLB draft in May.

Outfielder Brandon Boudreaux put together one of the finest careers in Tulane history, patrolling centerfield. He played in 213 games over his career, 18th in school history.

Catcher Blake Crohan did not get to play much during his senior season due to various injuries, but he nonetheless made his mark on the program. His 2010 freshman campaign will go down in history as one of the best ever.

Relief pitchers Greg Miller and Andrew Reeves both graduated, as did bullpen catcher Tyler Chamberlain-Simon.

YANDEL NAMED ALL-STAR DURING SUMMER LEAGUE

Tulane infielder Tim Yandel was named an All-Star for the Cal Ripken Collegiate Baseball League in July. During the first half of his summer league season with the Bethesda Big Train, Yandel batted .279 with five doubles and five RBI.

Yandel got good experience with the Big Train this summer, as he played predominately in the outfield. The Big Train won the Cal Ripken League Championship in 2009, 2010 and 2011, but lost the championship game in 2013 despite posting a league-best 30-14 record during the regular season.

The Bethesda Big Train was recently named as the best summer league team out of 350 by Perfect Game.

LEAGUE MAINSTAYS LEAVE JULY 1, 2013

Since joining Conference USA as a charter member back in 1996, Tulane has been one of the league's best teams, representing the conference in the College World Series twice and winning multiple regular season and league titles.

Many of their counterparts left the conference on July 1, 2013, for the newly appointed American Athletic Conference, meaning Tulane will not face the likes of Houston, UCF or Memphis during the 2014 season.

But fans of those former duels should not worry, as Tulane will join the AAC - along with fellow C-USA team ECU - in July of 2015.

Those new to C-USA in 2014 are Louisiana Tech, UTSA, FIU, Florida Atlantic, Old Dominion, Middle Tennessee and Charlotte. Tulane will not play Old Dominion or Florida Atlantic during the 2014 regular season.

SUPER FROSH

When Rick Jones said freshman Tim Yandel could play anywhere, he really meant it. Yandel made starts at four different positions in 2013 - left field, right field, second base and third base - while also getting starts at the designated hitter spot.

Yandel became the first player at Tulane to record starts at five different 'starting' positions in one season since Nick Schneeberger logged starts at first base, second base, third base, left field and designated hitter during the 2011 season.

In addition to his versatility in the field, look for Yandel to make his pitching debut during his sophomore season. Yandel posted some innings on the mound during the 2013 fall, and looked impressive.

Senior Garrett Cannizaro also logged starts at five different positions. He started a majority of the games for the Green Wave at the hot corner, but also started five times at second base, twice at shortstop, once at designated hitter, and he made his first - and final - career start in right field.



2013 IN REVIEW

2013 Overall Offensive Statistics

Player	AVG	GP-GS	AB	R	H	2B	3B	HR	RBI	TB	SLG%	BB	HBP	SO	GDP	OB%	SF	SH	SB-ATT	PO	A	E	FLD%
9 Brennan Middleton	.295	56-56	220	35	65	8	1	0	13	75	.341	13	15	33	2	.372	2	9	9-13	101	207	6	.981
41 Andrew Garner	.283	55-51	205	27	58	17	1	2	35	83	.405	10	5	45	3	.327	3	1	4-6	58	7	1	.985
8 Richard Carthon	.264	56-49	193	28	51	8	4	1	14	70	.363	15	14	45	2	.360	0	4	14-23	92	6	0	1.000
2 Garrett Cannizaro	.263	56-56	198	27	52	14	0	3	33	75	.379	26	6	22	4	.359	4	5	3-5	51	107	10	.940
21 Sean Potkay	.261	58-58	207	27	54	17	0	3	35	80	.386	30	5	51	4	.360	5	1	1-3	516	37	6	.989
11 Bowen Woodson	.249	55-51	177	17	44	4	1	1	22	53	.299	12	7	27	4	.317	3	5	5-6	132	137	14	.951
4 Brandon Boudreaux	.244	56-56	209	37	51	10	3	0	23	67	.321	33	7	28	6	.365	0	2	8-12	136	1	1	.993
37 Nick DiMaggio	.258	22-14	66	9	17	4	0	0	7	21	.318	3	0	21	0	.286	1	3	5-5	12	7	1	.950
17 Blake Crohan	.256	25-24	78	8	20	5	0	0	4	25	.321	14	3	11	3	.385	1	6	1-1	96	18	4	.966
7 Tim Yandel	.227	45-35	128	12	29	8	0	0	12	37	.289	11	2	33	2	.296	1	5	0-0	47	30	5	.939
34 Tucker Oakley	.219	30-16	64	4	14	5	0	0	5	19	.297	7	0	20	1	.292	1	1	0-0	19	2	2	.913
30 Hunter Lapeyre	.200	7-3	10	0	2	0	0	0	0	2	.200	3	0	1	0	.385	0	0	0-0	1	0	0	1.000
35 Cameron Burns	.168	46-39	113	8	19	3	0	0	11	22	.195	21	1	21	2	.301	1	7	1-1	243	41	5	.983
3 Briggs Barrios	.154	25-14	52	2	8	3	0	0	3	11	.212	5	1	11	1	.241	0	2	0-0	30	1	0	1.000
15 Max Goodman	.000	6-0	6	0	0	0	0	0	0	0	.000	0	0	4	0	.000	0	0	0-0	1	0	0	1.000
40 T. Chamberlain-Simon	.000	3-0	3	0	0	0	0	0	0	0	.000	0	0	1	0	.000	0	0	0-0	0	0	0	.000
14 Chad Vanaman	.000	3-0	3	0	0	0	0	0	0	0	.000	0	0	2	0	.000	0	0	0-0	9	1	0	1.000
33 Ian Gibaut	.000	26-0	1	0	0	0	0	0	0	0	.000	0	0	0	1	.000	0	0	0-0	3	7	1	.909
13 Kyle McKenzie	.000	19-3	1	0	0	0	0	0	0	0	.000	0	0	1	0	.000	0	0	0-0	4	6	0	1.000
Totals	.250	58	1934	241	484	106	10	10	217	640	.331	203	66	377	35	.338	22	51	51-75	1570	698	58	.975
Opponents	.260	58	1926	252	501	78	12	19	226	660	.343	208	54	339	46	.344	30	47	72-100	1555	637	66	.971

LOB - Team (483), Opp (447). DPs turned - Team (54), Opp (37). CI - Team (3), Crohan 2, Burns 1, Opp (3).

2013 Overall Pitching Statistics

Year	ERA	W-L	APP-GS	CG	SHO/CBO	SV	IP	H	R	ER	BB	SO	2B	3B	HR	AB	BAA	WP	HBP	BK	SFA	SHA
44 Tony Rizzotti	2.22	5-4	12	12	2	1/1	0	81.0	71	28	20	23	57	12	3	2	.241	4	5	1	4	8
22 Alex Byo	2.91	6-4	14	14	2	0/0	0	99.0	102	45	32	27	49	16	3	5	.266	4	4	1	5	7
6 David Napoli	3.00	5-3	15	10	1	0/1	0	66.0	39	25	22	33	51	8	2	4	.176	2	14	1	1	6
5 Randy LeBlanc	4.60	4-4	14	10	0	0/0	0	62.2	60	33	32	29	28	4	2	3	.262	6	4	2	1	5
23 Greg Miller	0.00	0-0	3	0	0	0/0	0	4.2	3	2	0	3	2	1	0	0	.200	0	1	0	1	0
33 Ian Gibaut	2.66	2-2	26	0	0	0/2	12	40.2	35	13	12	18	38	5	0	2	.243	3	3	1	1	7
41 Andrew Garner	3.38	1-2	17	0	0	0/0	6	26.2	30	10	10	8	20	3	1	0	.313	1	4	1	4	4
34 Tucker Oakley	3.38	0-0	6	0	0	0/0	0	5.1	2	2	2	3	2	0	0	0	.118	0	5	1	0	1
38 Daniel Rankin	3.42	1-1	11	2	0	0/1	0	26.1	25	11	10	12	9	2	1	2	.266	2	5	0	2	3
31 Tyler Mapes	4.35	1-1	3	2	0	0/0	0	10.1	10	7	5	3	13	3	0	0	.263	0	2	0	1	1
20 Brady Wilson	4.71	1-3	16	2	0	0/0	2	28.2	37	22	15	14	19	6	0	1	.333	1	3	0	3	2
13 Kyle McKenzie	4.82	3-3	19	3	0	0/0	0	46.2	54	36	25	27	34	12	0	0	.305	3	3	0	5	1
19 Andrew Reeves	5.62	1-0	5	1	0	0/0	0	8.0	9	5	5	4	5	3	0	0	.290	2	1	0	0	1
29 Emerson Gibbs	5.71	0-1	10	2	0	0/1	0	17.1	24	13	11	4	12	3	0	0	.320	1	0	0	2	1
Totals	3.46	30-28	58	58	5	3/2	20	523.1	501	252	201	208	339	78	12	19	.260	29	54	8	30	47
Opponents	3.58	28-30	58	58	4	3/1	14	518.1	484	241	206	203	377	106	10	10	.250	33	66	7	22	51

PB - Team (14), Burns 10, Crohan 4, Opp (17). Pickoffs - Team (8), Burns 2, B. Wilson 2, Byo 1, Crohan 1, Garner 1, Gibaut 1

2013 Overall Fielding Statistics

Player	C	PO	A	E	FLD%	DPs	SBA	CSB	PB	CI	Player	C	PO	A	E	FLD%	DPs	SBA	CSB	PB	CI
8 Richard Carthon	98	92	6	0	1.000	0	0	0	0	0	15 Max Goodman	1	1	0	0	1.000	0	0	0	0	0
3 Briggs Barrios	31	30	1	0	1.000	0	0	0	0	0	4 Brandon Boudreaux	138	136	1	1	.993	0	0	0	0	0
5 Randy LeBlanc	16	5	11	0	1.000	0	7	3	0	0	21 Sean Potkay	559	516	37	6	.989	41	0	0	0	0
6 David Napoli	15	2	13	0	1.000	1	11	3	0	0	41 Andrew Garner	66	58	7	1	.985	1	2	1	0	0
13 Kyle McKenzie	10	4	6	0	1.000	1	9	5	0	0	35 Cameron Burns	289	243	41	5	.983	2	51	16	10	1
14 Chad Vanaman	10	9	1	0	1.000	0	1	0	0	0	9 Brennan Middleton	314	101	207	6	.981	36	0	0	0	0
20 Brady Wilson	8	1	7	0	1.000	0	2	1	0	0	17 Blake Crohan	118	96	18	4	.966	1	20	10	4	2
38 Daniel Rankin	6	1	5	0	1.000	0	2	2	0	0	22 Alex Byo	27	3	23	1	.963	0	19	4	0	0
31 Tyler Mapes	3	0	3	0	1.000	0	1	1	0	0	44 Tony Rizzotti	23	4	18	1	.957	2	8	6	0	0
29 Emerson Gibbs	2	1	1	0	1.000	0	1	0	0	0	11 Bowen Woodson	283	132	137	14	.951	39	0	0	0	0
43 Matt Braud	2	2	0	0	1.000	0	0	0	0	0	37 Nick DiMaggio	20	12	7	1	.950	1	0	0	0	0
19 Andrew Reeves	1	0	1	0	1.000	0	1	0	0	0	2 Garrett Cannizaro	168	51	107	10	.940	15	0	0	0	0
23 Greg Miller	1	0	1	0	1.000	0	0	0	0	0	7 Tim Yandel	82	47	30	5	.939	6	0	0	0	0
30 Hunter Lapeyre	1	1	0	0	1.000	0	0	0	0	0	34 Tucker Oakley	23	19	2	2	.913	2	0	1	0	0
15 Max Goodman	1	1	0	0	1.000	0	0	0	0	0	33 Ian Gibaut	11	3	7	1	.909	1	9	1	0	0
15 Max Goodman	1	1	0	0	1.000	0	0	0	0	0	TEAM TOTALS	2326	1570	698	58	.975	54	72	28	14	3



2013 IN REVIEW

2013 Season Results

Date	Opponent	Score	Inns	Overall	C-USA	Pitcher of Record	Attend	Time
Feb 15, 2013	vs Sam Houston State	W, 2-0	9	1-0-0	0-0-0	Rizzotti (W 1-0)	1804	2:46
Feb 16, 2013	at Texas State	L, 0-2	9	1-1-0	0-0-0	Mapes (L 0-1)	0	2:07
Feb 17, 2013	vs #31 Missouri State	W, 6-4	9	2-1-0	0-0-0	McKenzie (W 1-0)	1616	2:44
Feb 19, 2013	SOUTHEASTERN LA.	W, 5-3	9	3-1-0	0-0-0	Mapes (W 1-1)	2089	2:40
Feb 22, 2013	NOTRE DAME	L, 1-2	9	3-2-0	0-0-0	Rizzotti (L 1-1)	2104	2:24
Feb 23, 2013	NOTRE DAME	L, 1-3	9	3-3-0	0-0-0	Byo (L 0-1)	2178	2:21
Feb 24, 2013	NOTRE DAME	L, 3-8	9	3-4-0	0-0-0	McKenzie (L 1-1)	2229	2:30
Feb 26, 2013	at Nicholls	L, 5-6	9	3-5-0	0-0-0	Napoli (L 0-1)	627	2:18
Feb 27, 2013	NEW ORLEANS	W, 5-3	9	4-5-0	0-0-0	B. Wilson (W 1-0)	1849	2:22
Mar 01, 2013	at Alabama	W, 4-0	9	5-5-0	0-0-0	Rizzotti (W 2-1)	2925	2:24
Mar 02, 2013	at Alabama	W, 6-2	9	6-5-0	0-0-0	Byo (W 1-1)	2800	2:13
Mar 03, 2013	at Alabama	L, 6-12	9	6-6-0	0-0-0	B. Wilson (L 1-1)	2864	2:41
Mar 05, 2013	NORTHWESTERN STATE	W, 3-0	9	7-6-0	0-0-0	Rankin (W 1-0)	1717	2:20
Mar 06, 2013	NORTHWESTERN STATE	L, 1-5	9	7-7-0	0-0-0	R. LeBlanc (L 0-1)	1708	2:07
Mar 08, 2013	HIGH POINT	W, 3-2	9	8-7-0	0-0-0	Rizzotti (W 3-1)	1714	2:02
Mar 09, 2013	HIGH POINT	L, 2-4	9	8-8-0	0-0-0	Byo (L 1-2)	1862	2:20
Mar 10, 2013	HIGH POINT	W, 11-10	(12)	9-8-0	0-0-0	Gibaut (W 1-0)	2073	3:39
Mar 12, 2013	at Southeastern La.	L, 4-7	9	9-9-0	0-0-0	R. LeBlanc (L 0-2)	1761	2:47
Mar 13, 2013	SOUTHEASTERN LA.	W, 3-2	(10)	10-9-0	0-0-0	Garner (W 1-0)	2084	2:58
Mar 15, 2013	TEXAS-SAN ANTONIO	L, 2-3	9	10-10-0	0-0-0	Rizzotti (L 3-2)	1842	2:30
Mar 16, 2013	TEXAS-SAN ANTONIO	W, 2-1	9	11-10-0	0-0-0	Byo (W 2-2)	1858	2:07
Mar 17, 2013	TEXAS-SAN ANTONIO	W, 8-3	9	12-10-0	0-0-0	Napoli (W 1-1)	1917	2:33
Mar 19, 2013	NEW ORLEANS	L, 4-5	9	12-11-0	0-0-0	Gibbs (L 0-1)	1897	2:21
* Mar 22, 2013	MEMPHIS	W, 6-4	9	13-11-0	1-0-0	Rizzotti (W 4-2)	1891	3:00
* Mar 23, 2013	MEMPHIS	L, 0-16	8	13-12-0	1-1-0	Byo (L 2-3)	1893	2:09
* Mar 24, 2013	MEMPHIS	W, 3-2	9	14-12-0	2-1-0	Napoli (W 2-1)	2022	2:50
Mar 26, 2013	#3 LSU	L, 1-14	8	14-13-0	2-1-0	B. Wilson (L 1-2)	4725	2:32
* Mar 28, 2013	at #17 Rice	L, 2-4	9	14-14-0	2-2-0	Rizzotti (L 4-3)	2923	2:41
* Mar 29, 2013	at #18 Rice	L, 3-6	9	14-15-0	2-3-0	Gibaut (L 1-1)	3174	2:52
* Mar 30, 2013	at #18 Rice	W, 7-6	9	15-15-0	3-3-0	Napoli (W 3-1)	3825	3:05
Apr 02, 2013	NICHOLLS	L, 3-5	9	15-16-0	3-3-0	Rankin (L 1-1)	2399	2:34
* Apr 05, 2013	at Southern Miss	W, 3-2	9	16-16-0	4-3-0	Rizzotti (W 5-3)	2969	2:44
* Apr 06, 2013	at Southern Miss	L, 2-6	9	16-17-0	4-4-0	Byo (L 2-4)	3185	2:24
* Apr 07, 2013	at Southern Miss	L, 0-2	9	16-18-0	4-5-0	Napoli (L 3-2)	3065	1:55
Apr 09, 2013	at Louisiana	W, 7-5	9	17-18-0	4-5-0	R. LeBlanc (W 1-2)	2144	2:42
* Apr 12, 2013	EAST CAROLINA	L, 2-3	(13)	17-19-0	4-6-0	Garner (L 1-1)	2026	3:35
* Apr 13, 2013	EAST CAROLINA	W, 5-4	(12)	18-19-0	5-6-0	McKenzie (W 2-1)	1956	3:06
* Apr 14, 2013	EAST CAROLINA	L, 2-4	9	18-20-0	5-7-0	Gibaut (L 1-2)	1944	2:27
Apr 16, 2013	at Louisiana-Monroe	W, 5-2	9	19-20-0	5-7-0	R. LeBlanc (W 2-2)	2029	2:40
Apr 17, 2013	NEW ORLEANS	W, 3-2	9	20-20-0	5-7-0	Reeves (W 1-0)	2160	2:19
Apr 24, 2013	at #2 LSU	L, 3-4	9	20-21-0	5-7-0	R. LeBlanc (L 2-3)	10378	2:46
* Apr 26, 2013	at Marshall	L, 3-4	(11)	20-22-0	5-8-0	McKenzie (L 2-2)	286	3:50
* Apr 27, 2013	at Marshall-1	W, 3-2	(11)	21-22-0	6-8-0	Gibaut (W 2-2)	-	3:03
* Apr 27, 2013	at Marshall-2	W, 7-3	9	22-22-0	7-8-0	Napoli (W 4-2)	367	3:09
May 01, 2013	NEW ORLEANS	W, 3-1	9	23-22-0	7-8-0	R. LeBlanc (W 3-3)	1941	1:47
* May 03, 2013	HOUSTON	L, 3-4	9	23-23-0	7-9-0	Rizzotti (L 5-4)	1896	3:16
* May 04, 2013	HOUSTON	W, 6-3	9	24-23-0	8-9-0	Byo (W 3-4)	1975	2:24
* May 05, 2013	HOUSTON	L, 2-3	9	24-24-0	8-10-0	B. Wilson (L 1-3)	2395	2:56
May 07, 2013	NICHOLLS	W, 8-7	9	25-24-0	8-10-0	R. LeBlanc (W 4-3)	1932	2:36
* May 10, 2013	at UCF	W, 8-1	9	26-24-0	9-10-0	Byo (W 4-4)	1279	2:19
* May 11, 2013	at UCF	W, 15-9	9	27-24-0	10-10-0	McKenzie (W 3-2)	1163	3:13
* May 12, 2013	at UCF	L, 3-7	9	27-25-0	10-11-0	R. LeBlanc (L 4-4)	1032	2:52
* May 16, 2013	UAB	W, 15-3	9	28-25-0	11-11-0	Byo (W 5-4)	1977	2:44
* May 17, 2013	UAB	L, 2-4	9	28-26-0	11-12-0	Garner (L 1-2)	2154	3:08
* May 18, 2013	UAB	L, 3-6	9	28-27-0	11-13-0	McKenzie (L 3-3)	2158	2:55
@May 22, 2013	vs Southern Miss	L, 7-10	9	28-28-0	11-13-0	Napoli (L 4-3)	0	3:00
@May 24, 2013	vs East Carolina	W, 6-5	9	29-28-0	11-13-0	Byo (W 6-4)	0	2:38
@May 25, 2013	vs Houston	W, 3-2	9	30-28-0	11-13-0	Napoli (W 5-3)	0	2:41

* = Conference USA Contest @ = Conference USA Tournament (Houston, Texas.)

Rankings From Baseball America () extra inning game

2013 Record Summary

Conference 11-13	vs Left-Handed Starter 12-11	Scoring 0-2 Runs 2-15	Leading After 6 Innings 25-2
Non-Conference 19-15	vs Right-Handed Starter 18-17	Scoring 3-5 Runs 14-11	Trailing After 6 Innings 4-20
Home 16-16	One-Run Games 13-9	Scoring 6-9 Runs 11-2	Tied After 6 Innings 1-6
Away 10-11	Two-Run Games 7-8	Scoring 10+ Runs 3-0	Leading After 7 Innings 26-2
Neutral Site 4-1	5+Run Games 4-4	Opponent 0-2 Runs 15-3	Trailing After 7 Innings 2-22
Day Games 18-15	Extra Innings 4-2	Opponent 3-5 Runs 11-14	Tied After 7 Innings 2-4
Night Games 12-13	Shutouts 3-3	Opponent 6-9 Runs 3-7	Leading After 8 Innings 26-1
		Opponent 10+ Runs 1-4	Trailing After 8 Innings 2-22
			Tied After 8 Innings 2-3



ALL-TIME ROSTER

Aa

Abadie, Ben	1947-49
Abadin, Jose	1979
Abbott, C.E.	1919
Ackal, Jay	2007
Adams, George	1915-16
Adams, Thomas O. Jr.	1963-65
Airey, T.L.	1899
Alberstadt, Leonard	1957
Alemais, Stephen	2014-Present
Alexander, Gerald	1959
Alexander, Gerald	1987-89
Allain, Drew	2008-09
Allaire, Walter F.	1945
Allemandi, Paul	1941
Allen, Clint	1993-95
Allen, Dean Hall	1930-32
Allums, Loraine	1926
Amarena, Salvatore, J.	1984-87
Anderson, John A. Jr.	1945-46
Anderson, Smyle	1898-01
Andignac, David F.	1967-69
Andre, Robert	1952
Andrews, James Connie	1959
Archer, William	1989-90
Ardoine, Todd	1995-98
Arthurs, John Charles	1967-69
Atkinson	1913
Aubrey, Michael	2001-03
Aultman, Stanley	1941-42
Aycock	1914

Bb

Babin, Wilbur J. Jr.	1977-79
Ball, Caron	1911
Baker, M.M.	1932
Bankston, Warren	1989
Barbe, Paul	1903-05
Barbier, Roy J.	1946-49
Barbier, Scott	1982-83
Barham, Joseph	1926
Barket, Matt	2004-05
Barnes, Bill	1995-97
Barnet, Christopher A.	1975-77
Barnett, Devin	2007
Barrios, Gregg	1981-83
Barrios, Briggs	2011-2013
Barrios, Raoul J.	1973-76
Barry, Brian	2010
Barto, Aja	2006-Present
Bass, Houston	1907-10
Baughman, J.	1923
Beaulieu, Clifford A. Jr.	1972-75
Becker	1915
Belanger, Brandon	1999-2000
Bell, Scott	1995-98
Benandi, Leo Lucas	1962
Bentz, Roman Walter	1941
Berkowitz, Jared	1997-2000
Bernard, Edward A. III	1970-73
Bernard, Gary	1971-74

Bernoudy, L. D.	1915
Bienvenue, L. J.	1919
Birdsall, Ben	1956
Bivalacqua, Trinity	1995-96
Bjornjeld, Sam	2014-Present
Blades, Steven	2000-02
Blanchard	1906
Blanchard, F.A.	1915
Blanda, Louis Charles	1942-43
Blanda, Louis Charles Jr.	1963-65
Blum, Jeff	1989-92
Boasberg, George R.	1963
Boasberg, Jack M.	1961
Boasberg, Louis	1932
Bobbitt, Josh	1998
Bodney, Albert Andrew	1939-41
Bogusevic, Brian	2003-05
Bonar, William L.	1949-51
Bond, Nathaniel	1911-12
Bonilla, Henry	1999-2000
Bonnafee, Victor III	1966
Booker, George E.	1964-65
Booth, George	1913
Bordlee, Randolph J.	1952-53
Borgatti, Mike	1983-86
Bormaster, Brian	2002-04
Born, Joseph Francis Jr.	1966
Bosio, Nathan	1994-96
Boudreaux, Brandon	2010-13
Boudreaux, Paul	1996-99
Boullosa, Joseph W.	1957-58
Boullosa, Nick	2008-2011
Bouman, Andrew	2001
Bourgeois, Nick	2000-02
Braasch, Karl	1993-94
Bratton, Paul J.	1958-59
Braud, Matt	2013-Present
Breaux, Ramon G.	1946-47
Brennan, Edward G.	1946-47, 1950
Bridgers, Land	1996-97
Brignac, Julian Poche	1942-43
Broach, Robby	2008-2011
Brock, H. D.	1925
Brockhoff, Joey	1982-86
Brockman	1915-16
Brockman, T.H.	1907
Brown	1910
Brown, Bryan	1989-91
Brown, Craig	1995-98
Brown, Grant	2014-Present
Brown, Joseph	1912-14
Brown, Robert	1945
Brown, Ronnie	1987-89
Browne, Patrick	1926
Brumby, Turner	2001-03
Bruno, Jamie	2009-10
Bruns, Thomas N. C.	1926
Bubrig, Bill	1986-88
Buchowski, Barry	2014-Present
Burckel, Brad	1992-94
Burdine, Kevin	1983-86
Burga, Bruce A. Jr.	1970-71

Burgess, James	2000-03
Burnham, Jake	1998-99
Burns	1913
Burns, Cameron	2013-Present
Burvant, Urbain J.	1930-32
Bush, Reuben	1898-99, 1902
Bush, Stuart	1958-60
Busy, J.	1901
Butera, Barry	1975-77
Butera, Brian	1976-79
Butker, Henry	1925-26
Butler, J.	1894
Byo, Alex	2010-2013

Cc

Caballero, Jack	1982
Cabeceiras, Larry	1976-79
Caire, Donald	1978-79
Caldarera, Douglas Peter	1976
Calhoun, F.	1894
Callon	1910
Calogero, Pascal	1978-79
Cambo, Carlos	1980-81
Cambon, Leon F.	1946
Campbell, E. R.	1919
Campione, Jack Anthony	1952-54
Cannizaro, Andy	1998-2001
Cannizaro, Garrett	2010-13
Capdepon, Peter C.	1960-61
Capps, Veri L.	1945
Carbon, Cyril	1941
Carlson, Greg	1996
Carmody, James	1955
Carneaux, J.	1906
Carraway	1924
Carter, C.	1902
Carter, Mathew	1991-92
Carthon, Richard	2013-Present
Caruso, John	1956
Cassibry, Fred J.	1939-40
Catanese, Jack	1982-83
Cate, Charles	1903-06
Cellos, Edwin	1940-41
Centanni, Phillip Joseph	1950
Cerasaro, Anthony Henry	1962
Chaisson, John W.	1961-62
Chamberlain-Simon, Tyler	2010-2013
Chanove, Rick	1990-93
Charles, Don	1956-57
Charron, Joey	2001-04
Chiasson, Paul	1992-93
Childton, J.P.	1893-94
Christian, Donald W.	1973
Cinnater, Ray	1956
Claiborne, Preston	2007-2010
Clark, Gerald	2002-03
Clay, George S.	1939-40
Clegg, Stillford	1900
Cloude, Chris	1988
Cole, T.	1906
Coleman	1915

Collins, S.	1902-03
Collins, Reynolds M.	1940
Collums	1916
Colon, Percy J. Jr.	1959
Comarda, Kelly	2002-03
Comarda, Neal Gerard	1975-78
Comeaux, Thomas L.	1950-51
Conley, Wilber Franklin Jr.	1953
Connick, Peter	2006-2008
Conway, Eustace	1911
Conway, Robbie	1994-95
Cooke, Thomas J.	1952-53
Corbin, C.	1913
Cordill, T.	1897
Cornett, Robert M.	1959, 1961-62
Corona, Andrew	2001-02
Costa, Steven Anthony	1966
Cox, Clyde Eugene	1953
Cox, Tim	1982-83
Coyne, Peter	1988-89
Craighead, Edwin Jr.	1912
Cressend, Jack	1994-96
Crochet, Sidney	1941
Crohan, Blake	2010-2013
Cronin, Kenneth J.	1972-75
Crowel, J.R.	2003-05, 2007
Crumley, James P. Jr.	1966
Culp, Andrew	2014-Present
Cunane, Kevin	1993-95, 1997

Dd

Daffin, Terry A.	1981
Dalton, John H.	1966-68
Dares, Darrin	1987-90
Davis, Brad	1995
Dawson, Mark	1995
DeBuys, R.E.	1893-94
DeGroulota, Vincent	1974-77
Deiley, Louis	1985-86
Delaune, Chris	1992-95
Delaune, Gregory	1980-82
Dellenger, Clement R.	1964
Delorme, Francis M.	1945
Delph, Norman	1960
Demetriades, Chris	2013
Demma, Ernest R.	1968-69
Deschamp, Garrett	2014-Present
Desjardins, Gary	1985-86
Desjardins, Marc	1981-84
Devlin, John Michael	1966
Dews, Alvin B.	1944-45
Dickerson, Fred H. Jr.	1959
Didion, Kris	1995
DiMaggio, Nick	2011-Present
Dini, Greg	2004-05
Diitta, George M.	1966-68
Doiron, Ryan	2009-10
Doland, Jack	1950
Donoghoe, James	1959
Donovan, Martin A.	1968-71
Dozier, Sam	1978-81
Duffy, Morris J.	1916-19-23
Dufour, Charles	1923-25
Dufour, Charles	1940-42
Dufour, Edward	1953, 1957-58
Dufrechou, Raymond E.	1944-48
Dugas, Charles	1914-16
Duhon, Robert J. Jr.	1966-67
Dumas, B.	1894
Dunbar, Childs E. III	1972-73
Dunn, Henry B.	1932
Dyer, James	1980
Dyer, Jared	2007-09
Dyess, Todd	1992-94
D'Zio, Larry	1960

Ee

Ebker, Bob	1956
Echeverez, Raul	1996-99
Edelman, Leonard	1983
Edwards, Benjamin J.	1959-61
Elkins, Rob	1987-88
Ellender, Bennie Jr.	1944
Elizardi	1923
Emaus, Brad	2005-07
Enns, Paul Griffith	1945

One of the most familiar faces in Tulane's athletic history, Ben Abadie starred at Tulane from 1947-49 and was a part of the 1948 Southeastern Conference championships squad. The New Orleans native, Abadie was an All-SEC selection in 1949 and also spent six seasons as the head baseball coach at his alma mater.



ALL-TIME ROSTER



Keith Graffagnini helped the Green Wave win the 1997 and 1998 Conference USA Regular Season Championships, capture the 1998 C-USA Tournament Championship and advance to the 1998 NCAA South II Regional. Graffagnini is also one of just six players to drive in seven or more RBI's in a game at Tulane.

Enos, John S. 1945
Escudier, Michael 1993-96
Eshleman, R. 1894
Eustis, G. 1894
Evans, Christopher 1991-92
Everett, Cat 2005-07
Ewin, James 1912

Ff

Facundus, Alex 2011-2013
Fairchild, Ricky 2002-03, 2005
Fall, Herbert J. 1958-60
Falterman, Troy 1991-94
Farrell, James 1989-90
Fechner, L. 1900
Feingerts, Bruce 1969-70
Feldman, Aaron 2000-03
Ferber, Leo 1932
Ferguson, Keith 1991
Ferrando, Stephen 1980-81
Fiedler, Robert 1978-79
Finley, P. 1902
Finley, R. 1897
Fitch, Paul 1981-82
Fitzgerald, Jason 1995-97
Fitzgerald, Wm. E. 1967-69
Flach, August C. 1932
Fleming, Cletus G., Jr. 1952-53
Fleming, Thomas 1912
Flettrich, David C. 1964-66
Flores, Lauren 1988-89
Florio, Frank 2011-2012
Flournoy, Charles P. 1924-26
Flowers, Zach 2014-Present
Flynn, Conrad 2008-2011
Forest, Brian 1992-94
Fossier, Joseph 1911-12
Foster, Matt 2000-01
Foto, John 1974-77
Foto, Phillip J. 1950
Fourmaux, Glen 1981-84
Fox, Steven Howard 1965-66
France, J.P. 2014-Present
Francingues, Kenneth 1977-79
Francingues, Wayne J. 1968-69
Francis, Chris 1988-89
Frazine, Ryan 1996-97
Freeman, Percy, J. Jr. 1969-70
Friedman, Eugene 1958
Friedman, Joseph D. Jr. 1957-58
Fucich, D. 1906
Fuller, Lionel 1904-05
Fury, Nate 2010

Gg

Gage, Mims 1914
Gandolfo, John 2014-Present
Gardner, Thomas 1971-72
Garner, Andrew 2011-Present
Garrett, Jonathan 2006-09

Garza, Hector 1982
Gaudet, Allen J. III 1985
Gaudet, James 1974-76
Gaudet, William B. 1976-78
Gautreau, Jake 1999-2001
Geller, Stephen L. 1963
Gentling, Harold 1919
George, Isaac L. 1930
Gerdes, Rob 1990-91
Giarratano, Tony 2001-03
Gibaut, Ian 2013-Present
Gibbs, Brian 1991-94
Gibbs, Emerson 2013-Present
Gilevich, Darryl 1990
Gillespie 1907
Gilliam, Jon 2000
Gillis, Ewing 1912-14
Glover, Harry 1930
Goebel, Matt 2003-04, 2006-07
Gomes, Brandon 2003, 2005-07
Goodman, Max 2013
Goodsin, Charles 1913-14
Gott, Dale W. Jr. 1961-64
Graffagnini, Keith 1995-1998
Graffagnini, Kyle 1992-95
Gravois 1925
Gravolet, Bobby 1995
Grey, Edward 1932
Griener, Grayden 2005-08
Griffin, Jason 1986
Griffin, Mason 2008-09
Grinnell, Barry 1984-85
Groff, Matt 1999-2001
Gross, Jordan 2012, 2014-Present
Guedry, Frederick E. 1942-43
Guidry, E.R. 1930
Guidry, Tim 2003-04, 2006-07
Guillot, Trey 1996-97

Hh

Hackett, S. 1900, 1902-03
Hahn, Cory 2003-04
Hale, Carleton Jr. 1941-42, 1947
Hamilton, Mark 2004-06
Hannon, Lawrence 1952
Hardy, Ross 2010
Harris, Gene 1986
Hartman, Donald 1970-74
Hayden, William DeG. 1949
Harrington, William P. Jr. 1950-51
Heard, Joseph 1912-13
Hearod, Beau 2000
Hebert, Barry Leonard 1976-78
Hebert, Olton 1943
Hebert, P. 1901
Hecker, Donald 1952
Heider, Edward F. 1949-50
Heintz, Jay 1998-2001
Henican, C. Ellis 1924-26
Hennegan, Keith 2001, 2003
Henry, Burt 1897-99

Henry, Donald 1985
Henry, Seth 2006-09
Herbert, Alvin 1898-99
Herry, Donald 1986-88
Hertzog, Ambrose J. 1930
Herz, Nick 1999-2000
Hess, Leslie R. 1944
Hines, F. 1924
Hoagland, Dirck 2001-02
Hoffman, T. 1916, 1923-24
Holland, Joe 2004-05
Honeck, Sam 2008-09
Hope, Hunter 2014-Present
Horter, C. 1894
Horten, Matt 2014-Present
Houlihan, H. 1923
Houtchins, T. 1923
Hrapmann, Bill 1978-81
Hughes, Brian 1995-98
Humphries, Charles 1904
Hunt, Seaborn McD.Jr. 1963
Hunt, Shooter 2007-08

Ii

Iarocci, T.J. 1997-99
Ibieta, Juan 1990-93
Ivy, Ed 1897-98, 1901-02
Ivens, Edmund 1904-07

Jj

Jennings, James Barry 1961-63
Johns, Michael 1996-97
Johnson, Eads 1897-99
Johnson, Hunter 2007-10
Johnson, Warren 1894
Johnston, Jason 1997
Jones 1910
Jones, Adam 1990
Jones, Chris 1996-97
Joubert, Charles 1904-07
Jurries, James 1999-2002

Kk

Kampen, William Jr. 1979-82
Kaplan, Jonny 2000-03
Kaplan, Lex 2014-Present
Kays, Herbert 1958
Keen, Dewey Everett 1949-51
Kehoe, Miles J. Jr. 1930
Kennedy, Lester 1952-54
Kennedy, Thomas W. 1944
Kent, Ronald Stuart 1951
Keppel 1897
Khayat, Eddie 1956
Kimbble, Dale 1956
Kimmons, Tyler 2003-04
Kinek, George 1950-51
Kingery, Ellsworth Lee 1951-52

Kline, Kris 2001-02
Klos, Walter 1904
Klotz, Warren M. 1981-82
Konvicka, Wade 2011
Korach, Kenneth W. 1963-65
Kottwitz, Charles J. 1930
Kuhlman, John E., Jr. 1973-76
Kyle, Charlie 1932
Kwan, Max 2006

Ll

Lacoste, Jules F. Jr. 1957
Lamas, Fernando 1993
Landry, A.L. 1899
Landry, C. 1919
Lane, Eric 1980-83
Lantrip, B. 1923
Laren, K. 1906
Lapeyre, Hunter 2013
Lassiter, P. 1903
Laurant, Larry 1990-91
Latham, Daniel 2004-07
Lautenschlaeger, Lester 1923-25
LaVorgna, Chris 2013
Lawrence, D. 1915
Laxenby, Russell Jr. 1944
Le Suer, D. 1902
Leahey, William J. 1944-49
Leveau, Glen 1986-89
LeBlanc, John F. 1972-75
LeBlanc, Randy 2011-Present
Lefort, Camille 1982-85
Legette, O. 1916
Leiberman, Nemo 1911
Leiva, Carlos Alfred 1952-55
Lemmon, Harold 1932
Lenfant, Rodney 1981-82
Levenson, Fred 1988
Licciardi, Lance 1991-93
Lind, Carl 1923-25
Liotta, Ray 2002
Little, Thomas 1983-86
Livingston, Cary D. 1969-72
Livingstone, John 1992-95
Llorente, Marcelo 1995-98
Lloyd, Donald Joseph 1952-54
Lodrigues, W. P. 1932
Loftin, Michael Ray 1975
Lombard, John E. 1893
London, Randolph 1941
Long 1923-25
Long, O.J. 1905
Lontayo, Alex 1995-98
Lorch 1906
Lorio, Fernand deBoissac 1947-48
Loup, Aaron 2007-09
Loupe, Donald 1987-90
Luce, M. 1902
Luchsinger, Werner J. 1930
Ludlum, J.R. 1906
Ludman, Ed 1943-47
Lukinovich, Andrew L. III 1977-79
Lundy, Louis A. Jr. 1930

Mm

Maack, Michael 1980-81
Mace, Theodore J. 1947
Madden, Scott 2001-02, 2003-05
Magee, James 1959-60
Magruder, A. L. 1914-16
Maher, Mark 1977-78
Mahoney, Joseph III 1983-86
Mailhes, Louis Eugene 1951-52
Mailhes, Pete 1915-16
Maitre, George M. 1959
Malpass, Dennis 1964-65
Maltz, Robert Allen 1950-51
Manalla, Vince 1981
Mandola, Luke 1991-93
Mann, Matt 2001-04
Manzella, Tommy 2002-05
Mapes, Tyler 2012-Present
Marcomb, Ronald Jr. 1974-77
Maret 1914
Marigny, Ronald 1984-86
Marks, Emile 1956-58
Marston, Henry Jr. 1912-15



ALL-TIME ROSTER

Martensen, Blake	1993-95
Martin, Pratt	1923-24
Martin, Ryan	2003-04
Martin, Stephen Andrew	1966-68
Martin, Trey	2006-08
Martinez, Owen	1943
Martiny, Byron	1972-75
Mathews, Thomas	1982-84
Massey, Alex	2012-Present
Mauberret, Leon E.	1893
McCartney, Troy	2012
McCloskey, Michael G.	1984-85
McCord, William Crowder	1945
McCormack, John T.	1949-51
McCuller, Charles	1910-11
McCollum, Dan	1996-98
McDermott, Stanley T.	1947-49
McFadden, Warren	2006-08
McGee, John Leroy	1942
McGehee, Ed.	1898-1902
McGehee, Lucius	1900-04
McGill, James	1964-65
McGinty, L. V. Jr.	1961
McKee, Mickey	1998-2000
McKenzie, Kyle	2010-Present
McLean, Joe	1915
McLean, Leal C. H.	1926
McLean, W.	1914
McNeil, Nelson	1915-16
McWilliams, Kent	1943
Melito, Charles	1977-79
Melius, Barth	1998-2001
Menefee, J.C.	1906-10
Menville, John	1930
Mercier, Jules H.	1970
Merrill, Corey	2014-Present
Mesa, Alfredo	1990-93
Metzinger, Fredrick Robert	1966
Micelle, John J.	1940
Michael, Dannit	1988
Middleton, Brennan	2010-13
Migliore, Brian	1981-83
Migliore, Paul	1982
Miller, Carl R.	1957-59
Miller, Charles	1903-04
Miller, Greg	2011-13
Miller, Wilson T. Jr.	1961
Mills, K.	1907
Mills, W.P.	1906
Mistich, Evan	2009
Mitchell, Ronald	1960
Mitchell, Troy	1986-87
Mmahat, Kevin	1984-86
Moen, Clarence R. Jr.	1960-61
Mohl, Billy	2003-06
Moise, Allyn	1899
Monette, W.L.	1899
Morgan, Edward	1923-26
Morgan, Sean	2005-07
Moreland, Mike	1986
Moreno, Arthur	1903-04
Moritz, Steve	2008-09

Morris, L.	1906
Morse, Joe	1979-81
Mortan, Thomas	1991-92
Mueller, John E.	1970-71
Mundt, Karl	2009-10
Munson, Don	1958
Mura, Stephen A.	1974-76
Murphy, Keith	2001
Murphy, Scott	1980-83

Nn

Napoli, David	2010-13
Navarro, Jason	1995-97
Neider, Robert John	1962-64
Nelson, Warren A.	1946-48
Newman, Nathan	2006
Newton, M.	1923
Newton, Sterling	1912
Niel, Anthony II	1969-70
Nissel, Charles James	1952-54
Nord, Raymond A.	1962-63, 1965
Norris, Richard J.	1949-51
Nusloch, George H. II	1946

Oo

Oakley, Tucker	2012-13
Odom, Andrew	1926
O'Gara, Dan	1999-2000
O'Hara, William J. Jr.	1939-40
Olagues, John Andrew	1965-66
O'Leary, Mike	1978
Olsen, John	1980-81
O'Neill, Charles W.	1930-32
O'Pry, L. R.	1930
Overdyke, Donald, Jr.	1938-40
Owen, John	1945-49
Owens, Courtney E.	1945
Owens, John J. Jr.	1939-40
Owings, Micah	2005
Ozene, T.	1905

Pp

Paine, Ruffin	1912-13
Palmer, Edwin M.	1944
Parker, Porter	1894
Parker, Richard	1987-89
Payton, Melvin E.	1949-50
Peck, Harold	1946-48
Peebles, Jon B.	1960-61
Penedo, Corey	2003
Pepitone, Nick	2008-2011
Perkins, Warren	1947-49
Perret, John Jr.	1980-81
Perry, L.	1897
Peterman	1910
Peterson, Eugene M.	1944-45
Petiton, Matt	2008-10
Phelps, E.	1906
Picheloup, W. J.	1911-12
Pippin, Quinn	2010-2012
Pisarich, Glenn A. Jr.	1969-70

Pitcher, K.	1906-07
Pitcher, S.	1907
Pitre, Derin	1993-94
Plauche, Heinrich	1903-05
Polito, Tony	1990
Ponder	1910
Ponder, D.J.	2009-2012
Popovec, Michael T.	1946-47
Porlier, Stephen	2006
Porter, Arthur	1943
Porter, Robert	1925-26
Poscy, Marty	1990
Post, A.M.	1900
Potkay, Sean	2012-13
Pou, Jack Wendell	1943-44
Pourciau, Joseph S.	1942-43
Powell, Scott	2006-09
Prackso, Bernard	1941
Prevett, Peter	1958
Prince, Josh	2008-09
Pumilia, Steven M.	1973-76
Punches, Richard	1997
Purdum, Ward Jr.	1968-71
Pursell, Joe	1979-1980
Pursell, Mike	1996-98
Pursell, Ricky	1984-87
Putnam, Dylan	1998
Pyle, Jason	2004

Qq

Quinones, Elliott	1988-89
-------------------	---------

Rr

Ragette, Nathaniel	1993
Randall, James Bennett	1944
Raley, Carroll D.	1970-71
Randazzo, Anthony	1989-90
Rankin, Dan	2013-Present
Rapp, William "Billy"	1984-87
Ray, Gary M.	1970-72
Ray, Nick	1978
Read, John J. Jr.	1951
Reaney, Brian	1987
Rebowe, Rustin	2005-08
Reed, James E.	1923
Reedy, Ted	2004
Reese, Edward B. Jr.	1968-71
Reeves, Andrew	2012-13
Regan, Douglas J.	1953, 1956-57
Reginelli, Anthony	1954-57
Reginelli, Anthony Jr.	1981-83
Reich, John	1983-86
Renfro, Joseph	1943
Retif, Kenneth	1977-80
Retif, Milton J.	1952-55
Retif, Milton "Mickey" J. Jr.	1975-78
Rice, Will	2005-06
Richard, Lionel	1954-55
Richardson, Beau	2001-02
Richeson, J.	1925

Riess, Oscar	1904-07
Riley, Mike	1979-81
Riley, Steve	1981-84
Riser, Matt	2005-06
Riviere, Jeff	1990-93
Rivette, Chris	1983-86
Robart, Jameson	1904
Robért, Marc	2006-08
Robertson	1923
Robin, Dan	1990
Robin, Duke	1986-88
Robinson, Andrew	2009
Robinson, Cody	2010-2012
Robinson, Jared	1996-99
Robinson, Virgil	1924-25
Rodgers, Andrew	2008-09
Rodriguez, Carlos	1991-94
Rogers, Jake	2014-Present
Rogers, Marlin	1972-75
Rogers, Taylor	2007-09
Rolling, Reginald	1904-05
Romano, Mike	1991-93
Roney, Gary Jeff	1973-76
Roniger, Richard Roy	1962-63
Rooney, Pat Donald	1948-49
Roos, Michael Yancey	1965-67
Rosenberg, Yani	1997
Rosenblat, Brad	2002
Rosenthal, Richard Ray	1963
Rouen, Douglas M.	1971-74
Rowden, Jim W.	1949
Rowe, Mike	1979-81
Rowley, Steve	1987-89
Rowland	1905
Royal, Arnold	1940
Rubenstein, Ed M.	1953-56
Ryan, John F. III	1971-74
Ryan, Matt	2009-2011

Ss

Sanches, Joseph A. III	1968
Saunders, Henri	1989-90
Scelfo, Anthony	2006-08
Schaffer, Jeremy	2009-2012
Scharff, A. K.	1919
Schell, Donald	1943-47
Scheuermann, Glenn	1988-91
Scheuermann, Joe	1983-84
Scheuermann, Karl	1979-81
Schmidt, Richard K.	1964-66
Schneeberger, Nick	2011-2012
Schneider, Larry J.	1965-67
Schneider, Larry	1991-94
Schroeder, Lloyd F. Jr.	1973-74
Schwartzkoff	1919
Scott, J. S.	1910-11
Scott, Malcolm	1960
Scott, Ronald Patrick	1966-68
Scott, W.	1910
Searle, Chris	2000-02
Seay, David A.	1972-75
Segedin, Rob	2008-2010
Seiver, T.	1910
Selber, Aaron Jr.	1950
Selber, Leonard	1955
Sepanski, Chris	2003
Sexton, James	1984-86
Shankle, Brooks	2002
Shay, John M. Jr.	1968-69
Shearman, Brian	1981-84
Sheets, Andy	1990
Shepherd, Steve	1990-91
Shinn, Joseph D.	1951
Shirley, Steve	1998-2001
Shortall, Matt	2010
Sidwell, Scott	1993-94
Simon, Charlie	1932
Simon, Nate	2006-07
Simons, Claude	1961
Simpson, Donald C.	1967-69
Sims, John Homer	1940-42
Slattery, Casey	2004
Smigliani, Chris	1988-90
Smith, Baker	1911
Smith, T.	1916
Smith, David	1986-87
Smith, J.M.	1926
Smith, Richard	1957



Rob Segedin spent three seasons at Tulane before being taken in the third round of the 2010 Major League Baseball Draft. That season, Segedin posted the second best single season batting average (.434) and doubles (26) totals, while finishing the year with the third best single season on-base percentage (.516).



ALL-TIME ROSTER



It is safe to say that Ivan Zweig's name will forever reign as the last name on Tulane's alphabetical roster, but during his four seasons on the Uptown campus he was anything but last in line. The right-handed pitcher still ranks second in career strikeouts (354) and career strikeouts per-nine innings (10.96) at TU.

Snell, Jack B. 1976-77
Snow, M. J. 1919
Southard, Nathan 2003-06
Spann, "Tookie" Emmanuel F. Jr. 1985-88
Spansel, Mark John 1974
Spansel, Paul 1979
Sparks, Jason 1998-99
Spencer, Wyn. 2001
Sperry, L. 1903
Staiger, William C. 1951
Steele, Frank D. 1973-76
Stelmack, Bryan. 2002-03
Stemler, E.J. 1898-99
Stephens, Richard 1964
Stephens, Rodney 1987-89
Stern, D. 1906
Stevenson, Daniel L. 1963-65
Stewart, David. 1991-94
Stinson, David. 1998-99
Stohlman, Michel Jr. 1951
Stokes, David Carl. 1977-80
Stoll, Gary 1959
Stollenwreck, L. 1906
Strelau, Gary D. 1971
Stringer, Philip 2004
Stumpf, Stanley 1955-56
Sultan, Eugene R. 1958
Sumter, J. 1897
Sutter, Chad. 1996-99
Swackhamer, Wes 2003-04

Tt

Taddiken, T.F. 1905
Tarleton, F. 1915
Tarzetti, Gene 1956-58
Tarzetti, Kenneth. 1944-47
Tazzier, Donald J. 1973-74
Taylor, Chris 2002
Taylor, George. 1912-14
Taylor, Hugh W. 1944
Taylor, Lawrence R. Jr. 1945
Taylor, Oscar B. 1946-49
Taylor, Russel 2000
Teague, Michael A. 1966
Terry, Sims. 1900
Thibaut, James P. Jr. 1940
Thoens, R. 1900
Thomas, Brian 1997
Thomas, Louis Emile 1943
Thomas, Robert. 1968-71
Thompson, R.B. 1900-03
Tillette, James A. Jr. 1969
Tircuit 1906-07
Tkac, Joseph C. Jr. 1976-79
Trenchard, John. 1956-58
Triessl, Mike 1991-92
Trigg, J. 1914
Trinchard, Barry 1955
Trosclair, G.E. 1897-98, 1902-03
Tschrin, Edward 1957
Turner, David 1983

Turner, Jim 1988-89
Turner, Ralph 1966
Turpin, Chris. 1987-88
Tyner, Dean. 1955

Uu

Ulhorn, Theo. 1904

Vv

Van der Veer, Theo 1913
Vanaman, Chad. 2013
VanDaele, Mike 2000-2001
Vega, Desi M. 1985
Vidic, John Michael. 2006
Villarejo, Luis 1978
Villere, Plauche F. Jr. 1961-63
Vogel, Bryan 1999
Vogt, William E. 1978-81
Vogt, Peter Stanton 1953-54

Ww

Wagner, Dan 1983-86
Walcott, William S., IV 1966-68
Waldrop, Paul 1944
Walker, Blake. 2006
Wallace, Ty 2006-07
Walmsley, T. Semmes 1910-11
Walter, Will 2001-03
Walton, Stephen J. 1968-71
Ward, John Joseph Jr. 1950-51
Ward, John Michael 1965-66
Ward, Troy 2014-Present
Warner, F. 1925
Warner, L. 1925
Warner, Thomas 1954-56
Warren, Laurin W. 1962-63
Waters, Jack F. 1945
Watson, Woody Bethune. 1950
Weaver, Charles A. Jr. 1963-64
Webb, Clyde. 1906-07
Webre, Camille 1903-05
Wedig, Walter Goetz. 1942
Weible, Merle R. 1965
Weidenbacher, Raymond E. 1951-53
Weilbacher, James E. 1952-54
Weis, Jonny 2007-08
Welch, David. 1991-92
Wentz, Richard 1981
Wenzel, Robert 1961-62
Westerfield, G.S. 1900-02
Wetzel, James Harold 1945
Wheaton, Brian 1997-98
Wheeler, Virgil M. 1940-42
Whitely 1913
Whitfield, Jake. 1998
Whitman, Robbie 2006
Whitman, Robert Francis 1948-50
Whitman, Robert Francis Jr. 1970-73
Wiggins, Charles 1923

Wight, John A. 1919
Wilcox, Freddie A. 1953-57
Wiley, Sam 2007
Wilhelm, Ivan Eugene 1951-52
Williams, Anthony 1993-96
Williams, Gerald M. 1985-86
Williams, Hunter. 2014-Present
Williams, Roydell 2002
Williamson, Michael O. 1959
Williamson, Scott 1996
Willis, A. 1903
Willis, Thomas 1903-05
Wills, Frank 1978-80
Willsey, Jake 2014-Present
Wilson, Brady 2013-Present
Wilson, Scott 1996-97
Windstein, Robert 1956-58
Winter, Christopher P. 1969-71
Wright, Gunner 2010-2011
Woods, W. F. Jr. 1930
Woodson, Bowen. 2011-Present
Woodward, William G. 1911-14

Yy

Yandel, Tim 2013-Present
Yawn, Luckett 1942
Young, Charles L. 1930

Zz

Zabel, Adam 2010
Zamjahn, Tyler 2014-Present
Zeid, Josh 2008-2009
Zelenka, Emmett 1955
Zelenka, John 1980-83
Zeringue, David Wayne. 1973-75
Zimmerle, James 1954-57
Zimmerman, Curtis. 1970-73
Zimmerman, Steve 1961
Zimmerman, William 1964
Zizinia, Drew 2007-2011
Zweig, Ivan 1991-94

Retired Numbers

12 Cary D. Livingston

OF 1969-72

A four-year starter in the outfield, Cary Livingston was the engine that made the Green Wave's offensive machine run during his career from 1969-72. A career .337 hitter, Livingston set a then-school record with a .390 batting average as a junior. A product of West Jefferson High School in New Orleans, he led the team in doubles, triples, home runs and RBI's during his sophomore season.

As a junior, Livingston paced the squad in batting average and hits, but his finest season came in 1972 when he led the Green Wave in average, hits, runs, doubles and RBI's. He helped the Green Wave go a combined 79-26 during his career at Tulane, including a 26-10 record in 1971.

While Livingston made a name for himself with his bat, he was also an excellent defensive player as he did not commit an error during his career. Livingston was elected to the Tulane Athletics Hall of Fame in 1985.

27 Milt Retif

**SS 1952-55
Head Coach 1967-74**

One of the most popular characters in the history of Tulane baseball, Milt Retif succeeded both on the diamond and in the dugout for the Green Wave. As a player from 1952-55, Retif was a career .300 hitter and set a Tulane single-game record with two home runs in a game against LSU as a senior.

After graduating from Tulane with a bachelor's degree in physical education, Retif rejoined the program in 1967 as their head coach where he would tally 123 victories and a .628 winning percentage over an eight-year span.

He completed his coaching career as the school's all-time winningest coach (a mark that has since been surpassed), but stayed on with the team as a consultant. Under Retif's guidance, Tulane regained national prominence as the Olive and Blue received rankings in the Top 10 on several occasions.

He was instrumental in the Green Wave's first-ever NCAA Regional bid in 1979. Retif was elected to the Tulane Athletics Hall of Fame in 1981.

25 Joe Brockhoff

Head Coach 1979-93

Joe Brockhoff left his post as the Green Wave skipper as the winningest coach in school history (a mark that has since been surpassed) and was the third member of the baseball family to have his number retired. Sporting a .647 winning percentage and 641 wins over 19 seasons, Brockhoff helped Tulane to the 1983 Metro Conference South Division title and earned Metro Conference Coach of the Year honors in 1991.

The charismatic skipper guided Tulane to three Metro Conference Tournament titles (1979, 1982, and 1992) during his tenure, as well. Inheriting a program that had never advanced to the postseason, Brockhoff led the Green Wave to six NCAA Regional appearances, including the 1986 NCAA South I Regional in Baton Rouge, La., where Tulane advanced to the championship game and set a Regional record with 51 total bases in a 16-6 victory over Eastern Kentucky.

Brockhoff guided the club to five 40-win seasons during his career, including a then-school record 49 wins in 1986. Brockhoff was elected to the Tulane Athletics Hall of Fame in 1991.



NATIONAL AWARDS

1999 National Freshman of the Year James Jurries



Jurries became the first player in Tulane baseball history to earn the National Freshman of the Year honor when he claimed the award from three different publications during the 1999 season.

Jurries was named the top rookie in college baseball by Baseball America, College Baseball Insider and Collegiate Baseball Magazine, while also earning the Conference USA and Louisiana Sports Writers Association Freshman of the Year honors. The right-handed hitting Jurries also earned First Team All-American accolades from College Baseball Insider, along with being named a Second Team All-American by three other publications.

In 1999, Jurries finished the season ranked 13th among NCAA Division I players with 1.38 runs per game and set a pair of school records that still stand in 2012. Jurries scored 90 runs during the '99 campaign and churned out 194 total bases, with both marks continuing to stand as the single season standard. That season, he led the team in hits (104), runs scored, doubles (22), triples (4) and total bases, while finishing second in batting average (.374) and slugging percentage (.698).

Jurries led Conference USA in runs scored and total bases, was second in hits and RBI's, tied for third in home runs, sat fourth in slugging percentage and eighth in batting average.

The Brazoswood High School product led Tulane with 35 multi-hit games and ranked third on the team with 19 multi-RBI outings. He started all 65 games during his rookie campaign and hit safely in 55 of those games. He rattled off a season-best 18-game hitting streak from April 23 through May 20, hitting .407 (33-for-81), and also carried a 12-game streak when he hit .523 (23-for-44) from Feb. 13 through March 2. Jurries had three or more hits on 12 occasions, including a season-high four hits at Charlotte (March 19) and versus Southeastern Louisiana (April 20). He had at least four RBI on seven different occasions, including five-RBI showings versus Cincinnati on March 28 and, again, against the Bearcats in the Conference USA Tournament on May 19. His season-best RBI total came on March 21 when he drove in six-RBI at Charlotte.

Jurries earned Conference USA Player of the Week honors once during the 1999 season, capturing the weeks top performer accolades on March 29 after going 9-for-16 with three home runs, three doubles, nine RBI's and seven runs scored in four games.


1999 Accolades

Baseball America National Freshman of the Year
College Baseball Insider National Freshman of the Year
Collegiate Baseball Magazine National Freshman of the Year
Conference USA Freshman of the Year
Louisiana Sports Writers Association Freshman of the Year
College Baseball Insider First Team All-American
Collegiate Baseball Magazine Second Team All-American
Collegiate Baseball Magazine Freshman All-American
USA Today/Baseball Weekly Second Team All-American
USA Today/Baseball Weekly Freshman All-American
Baseball American Second Team All-American
NCBWA Third Team All-American
First Team All-Conference USA
Conference USA All-Freshman Team
First Team All-Louisiana Sports Writers Association

Jurries' 1999 Season Statistics

OFFENSIVE STATISTICS

Year	AVG	GP-GS	AB	R	H	2B	3B	HR	RBI	TB	SLG%	BB	HBP	SO	GDP	OB%	SF	SH	SB-A	PO	A	E	FLD
1999	.374	65-65	278	90	104	22	4	20	79	194	.698	29	7	44	5	.440	4	2	18-23	113	186	17	.946



NATIONAL AWARDS

2001 National Freshman of the Year Michael Aubrey



Michael Aubrey was a versatile player for the Green Wave during his rookie season. The Shreveport, La. native had his name penciled into the starting lineup in all 69 games - including 13 on the mound - and earned the National Freshman of the Year distinction from three different publications.

Aubrey started all 69 games in the batting order, making with 32 games in left field, 24 as the designated hitter, 12 at first base and one in right field, while also appearing in 17 games on the mound with 13 starts.

At the plate, Aubrey finished the year ranked second on the team in batting average (.361) and home runs (13).

The left-handed was third among his teammates in hits (100), doubles (17), slugging percentage (.592), total bases (164) and RBI (69), and fourth in runs scored (74). On the mound, the southpaw was fourth on the team in innings pitched (71.2), sixth in strikeouts (46) and seventh in ERA (5.15).

Aubrey was one of the most feared hitters in Conference USA during the 2001 campaign, ranking third in hits, fourth in total bases, fifth in runs scored, sixth in batting average, home runs and slugging percentage, and 10th in doubles. He hit .357 (10-for-28) with two doubles, one triple, one homer and five RBI in the Conference USA Tournament, while also earning a win on the mound with six strikeouts in six and one-thirds innings of work in a win over Cincinnati. The freshman followed that effort up by earning NCAA All-New Orleans Regional honors after hitting .500 (6-12) with four RBI, two doubles and six runs scored to go along with 3.2 innings of work on the mound.

He had 28 multi-hit games and recorded multiple-RBI outings on 13 occasions during the 2001 slate. Aubrey enjoyed a season-long 15-game hitting streak when he hit .357 (20-for-56) from March 17 through April 11 and ended the season by collecting a hit in 12 straight game, recording a .314 average (17-for-54) from May 19 through June 12. He posted three-hit outings on eight occasions, including a season-best four hits against Sam Houston (Feb. 3), at LSU (March 7) and against South Florida in the C-USA Championship game, and had four or more RBI five times, including a career-high five at LSU on March 7.

As a pitcher, Aubrey struck out four or more batters on six occasions, including a career-high eight at UNO on April 17. He earned wins as a starter against Memphis (May 4) and at Louisville (May 11), while picking up the win out of the bullpen against LSU (April 11). The left-hander made an appearance on the mound in all three College World Series games, earning his first career save in Tulane's win over Nebraska on June 10.

2001 Accolades

Baseball America National Freshman of the Year
Collegiate Baseball Magazine National Freshman of the Year
The Sporting News National Freshman of the Year
Conference USA Freshman of the Year
Louisiana Sports Writers Association Freshman of the Year
Baseball America Freshman All-American
Collegiate Baseball Magazine Freshman All-American
USA Today/Baseball Weekly Freshman All-American
NCAA New Orleans Regional All-Tournament Team
First Team All-Conference USA
Conference USA All-Freshman Team
First Team All-Louisiana Sports Writers Association
USA Collegiate National Team Member
Conference USA Commissioners Honor Roll

Aubrey's 2001 Season Statistics

OFFENSIVE STATISTICS

Year	AVG	GP-GS	AB	R	H	2B	3B	HR	RBI	TB	SLG%	BB	HBP	SO	GDP	OB%	SF	SH	SB-A	PO	A	E	FLD
2001	.361	69-69	277	74	100	17	4	13	69	164	.592	30	10	40	5	.439	2	0	9-11	154	23	6	.967

PITCHING STATISTICS

Year	ERA	W-L	APP	GS	CG	SHO/CBO	SV	IP	H	R	ER	BB	SO	2B	3B	HR	AB	B/AVG	WP	HBP	BK	SFA	SHA
2001	5.15	3-1	17	13	0	0/0	1	71.2	75	52	41	33	46	16	2	6	277	.271	4	7	4	4	5



NATIONAL AWARDS

2005 National Coach of the Year Rick Jones



After completing a record-setting year, his 12th, at the helm of the Tulane Baseball program, Green Wave head coach Rick Jones was named the sport's National Coach of the Year by Baseball America Magazine. The Olive and Blue compiled an overall record of 56-12, while going 24-6 in Conference USA to win the regular season championship.

Jones was named the Conference USA and Louisiana Coach of the Year during the magical 2005 season, and was also named the league's Coach of the Decade. His selection as Baseball America's top mentor marked the second time in his coaching career that Jones had been named a National Coach of the Year as he earned the NAIA National award

after leading Elon College to the NAIA World Series in 1989.

"This is an honor that is very gratifying and one that I accept on behalf of our players and staff," Jones said after winning the award in June, 2005. "It's a direct reflection on the work our coaches have done in recruiting and our players have done on the field, more so than on me."

In 2005, the Bennett, N.C., native led Tulane to its second College World Series berth, a school-record tying 56 wins and the Conference USA regular season and co-tournament titles. The Green Wave, which earned the No. 1 preseason ranking from Baseball America and spent all but three weeks of the season atop at least one major poll, entered postseason play as the national No. 1 seed. Tulane won the New Orleans Regional in three straight games, then claimed victory in a three-game Super Regional series over Rice to advance to the CWS for the second time in the last five years and for the second time in school history.

Under Jones, Tulane made eight straight NCAA postseason appearances and 10 in his first 12-year as the head coach of the Wave. His record at the school was 523-237-1 after the '05 campaign, good for a winning percentage of .688, while his career mark stood at 799-330-2 (.707). Jones' Tulane teams had won 40 or more games in a season nine times after their 56-win effort in 2005 and the Green Wave added their fourth C-USA regular season championship and fifth league tournament title during their run to Omaha.

With four selections in the Top 12 rounds of the 2005 Major League Draft, Jones' resume included 37 players that had entered into professional baseball and had coached four first round selections and a sandwich pick at the conclusion of the season.

In addition to the on-the-field prowess, Jones' team had remarkable success in the classroom. The 38-man roster compiled a team GPA above 3.0 during the 2005 spring semester. As of 2005, four Green Wave players, including 2005 All-American Tommy Manzella, had earned Academic All-America honors, with Manzella joining James Jurries as the only two student-athletes in Tulane history to earn athletic and academic All-America recognition in the same season.

Jones' ability to build the Green Wave program resulted in unprecedented fan support for the baseball team after 2005. Tulane drew a school record 145,084 fans to its home games in 2005, averaging a record 3,720 fans. Tulane had begun construction on a \$6 million renovation of Turchin Stadium, the on-campus home of the Green Wave, but Hurricane Katrina postponed the renovations until prior to the 2008 season.

2005 Accolades

Baseball America National Coach of the Year
Conference USA Coach of the Year
Louisiana Sports Writers Association Coach of the Year
Conference USA Regular Season Champions
Conference USA Tournament Champions
Baseball America Preseason No. 1 Team
Earned #1 National Seed Entering Postseason
NCAA New Orleans Regional Champions
NCAA New Orleans Super Regional Champions
NCAA College World Series Participant
Seven Players Earn All-Conference USA Honors
Four Players Drafted in MLB Draft
Three Players Earn All-American Accolades
Conference USA Player of the Year (Micah Owings)



NATIONAL AWARDS

All-Americans

2010	Rob Segedin, 3B 2nd Team, PB 3rd Team, ABCA
2008	Shooter Hunt, RHP 1st Team, PB 2nd Team, R 2nd Team, NCBWA 2nd Team, CBM 3rd Team, BA
2006	Mark Hamilton, 1B/DH 1st Team, BA 1st Team, R 3rd Team, CBM
2005	Rob Segedin, 3B 2nd Team, R Brian Bogusevic, LHP/UT . . 1st Team, CBM 2nd Team, NCBWA 3rd Team, BA 3rd Team, ABCA
2004	Tommy Manzella, SS 2nd Team, ABCA Micah Owings, UT 2nd Team, CBM 3rd Team, BA
2003	Matt Barket, OF 3rd Team, NCBWA Brian Bogusevic, UT 2nd Team, ABCA 2nd Team, BA 3rd Team, CBI
2002	James Jurries, 2B/1B 2nd Team, CBM 2nd Team, NCBWA 3rd Team, BA
2001	Andy Cannizaro, SS 2nd Team, BW 2nd Team, CBM Jake Gautreau, 3B/DH . . . 1st Team, ABCA 1st Team, BA 1st Team, NCBWA 2nd Team, CBM 2nd Team, BW
2000	Jared Berkowitz, LHP . . 2nd Team, NCBWA 3rd Team, CBM Jake Gautreau, 3B 2nd Team, ABCA



Pete Vogt was the first Tulane player to garner national accolades when he earned a selection to the American Baseball Coaches Association's All-American Second Team. The first baseman helped the Green Wave finish 11-9 overall and 8-7 in SEC play.

1999	Brandon Belanger, RHP 1st Team, CBM Henry Bonilla, RHP HM, NCBWA Andy Cannizaro, SS HM, NCBWA James Jurries, 2B 1st Team, CBI 2nd Team, BA 2nd Team, BW 2nd Team, NCBWA 2nd Team, CBM
1998	Chad Sutter, C 1st Team, NCBWA 1st Team, CBM 1st Team, CBI
1997	Josh Bobbitt, LHP 2nd Team, ABCA 3rd Team, CBM 3rd Team, NCBWA
1996	Jason Sparks, OF 3rd Team, NCBWA 3rd Team, CBM
1995	Jason Navarro, LHP 1st Team, NCBWA 2nd Team, CBM 2nd Team, BA
1994	Jason Fitzgerald, OF 3rd Team, BA Brian Hughes, OF HM, SST Jason Navarro, LHP 2nd Team, CBM 3rd Team, SST
1993	Mike Romano, RHP 1st Team, BA 1st Team, SN 3rd Team, CBM
1992	Ivan Zweig, RHP 2nd Team, CBM 3rd Team, BA
1991	Dan Wagner, OF 3rd Team, ABCA
1990	Tookie Spann, OF 2nd Team, BA
1989	Tookie Spann, OF 3rd Team, BA
1988	Dan Wagner, OF 3rd Team, BA
1987	John Zelenka, IF 2nd Team, ABCA
1986	Frank Wills, RHP 1st Team, ABCA 1st Team, SN
1985	Steve Mura, RHP 1st Team, ABCA 1st Team, SN
1984	Pete Vogt, 1B 2nd Team, ABCA

Freshman All-Americans

2013	Ian Gibaut, P 1st Team, CBM
2011	Alex Facundus, P 1st Team, CBM
2010	Blake Crohan, OF 3rd Team, PB
2009	Jeremy Schaffer, C 1st Team, CBM 1st Team, NCBWA 1st Team, R 1st Team, BA
2008	Rob Segedin, 3B 1st Team, PB 1st Team, NCBWA 1st Team, CBM
2006	Warren McFadden, OF 1st Team, CBM 1st Team, BA
2005	Brad Emaus, 3B 1st Team, CBM 2nd Team, BA
2003	Brian Bogusevic, UT 1st Team, CBM 2nd Team, BA
2002	J.R. Crowel, LHP 1st Team, CBM 2nd Team, BA
2001	Gerald Clark, OF HM, CBM 3rd Team
2000	Michael Aubrey, UT 1st Team, CBM 1st Team, BW 1st Team, BA
1999	Tony Giarratano, 2B 1st Team, BA HM, CBM
1998	Nick Bourgeois, INF HM, CBM
1997	James Jurries, 2B 1st Team, CBM
1996	Jake Gautreau, 3B 1st Team, CBM
1995	Chad Sutter, C 1st Team, CBM
1994	Kris Didion, P 2nd Team, BA
1993	Ivan Zweig, RHP 1st Team, CBM
1992	Gerald Alexander, RHP 1st Team, CBM
1991	Tookie Spann, 3B 2nd Team, BA
1990	Ron Marigny, SS 2nd Team, BA



The first Green Wave player to earn Freshman All-American honors, Ron Marigny was a Second Team selection by Baseball America in 1984. Marigny hit .353 with 53 RBI's and 59 runs scored during his rookie season.

Key

ABCA	American Baseball Coaches Association
BA	Baseball America
BW	Baseball Weekly
CBI	College Baseball Insider
CBM	Collegiate Baseball Magazine
NCBWA	National Collegiate Baseball Writers Association
PB	PING! Baseball
R	Rivals.com
SST	Smith Super Team

Academic All-Americans

2012	Jeremy Schaffer, C 2nd Team
2010	Brandon Boudreaux, OF 3rd Team
2005	Rob Segedin, 3B 3rd Team
2002	Tommy Manzella, SS 3rd Team
1994	James Jurries, 1B 3rd Team
1992	David Stewart, DH 3rd Team
1987	Tom Morton, OF 2nd Team
1980	David Stokes, 3B 3rd Team
1978	Neal Comarda, DH 1st Team



ALL-CONFERENCE ACCOLADES

All-Conference USA

2012	Brandon Boudreaux, OF	1st Team
	Jeremy Schaffer, C	1st Team
	Brennan Middleton, IF	2nd Team
	Nick Schneeberger, OF	2nd Team
	David Napoli, P	2nd Team
	D.J. Ponder, RP	2nd Team
2011	Jeremy Schaffer, C	1st Team
	Nick Pepitone, RP	1st Team
2010	Rob Segedin, IF	1st Team
	Nick Pepitone, RP	2nd Team
2009	Sam Honeck, IF	1st Team
	Jeremy Schaffer, C	1st Team
	Josh Prince, IF	2nd Team
2008	Shooter Hunt, P	1st Team
	Anthony Scelfo, DH/UT	1st Team
	Seth Henry, IF	2nd Team
	Rob Segedin, IF	2nd Team
2007	Shooter Hunt, P	1st Team
	Sean Morgan, P	2nd Team
2006	Mark Hamilton, IF	1st Team
	Warren McFadden, OF	1st Team
	Sean Morgan, P	1st Team
	Nathan Southard, OF	2nd Team
2005	Brian Bogusevic, P	1st Team
	Brad Emaus, INF	1st Team
	Tommy Manzella, IF	1st Team
	Micah Owings, UT	1st Team
	Nathan Southard, OF	1st Team
	Greg Dini, C	2nd Team
2004	Matt Barket, OF	1st Team
	J.R. Crowel, P	1st Team
	Brian Bogusevic, UT	2nd Team
	Cory Hahn, P	2nd Team
2003	Michael Aubrey, IF	1st Team
	Tony Giarratano, IF	1st Team
	Jonny Kaplan, OF	1st Team
2002	Nick Bourgeois, P	1st Team
	James Jurries, IF	1st Team
	Joey Charron, RP	2nd Team
	Aaron Feldman, OF	2nd Team
	Jonny Kaplan, OF	2nd Team
2001	Michael Aubrey, OF	1st Team
	Andy Cannizaro, IF	1st Team
	Matt Foster, P	1st Team
	Jake Gautreau, IF	1st Team
	Matt Groff, OF	1st Team
	James Jurries, IF	1st Team
	Steve Shirley, DH	1st Team
	Jonny Kaplan, OF	2nd Team
2000	Jared Berkowitz, P	1st Team
	Jake Gautreau, IF	1st Team
	James Jurries, IF	1st Team
	Steve Shirley, DH	2nd Team
1999	Brandon Belanger, RP	1st Team
	Jared Berkowitz, P	1st Team
	Henry Bonilla, P	1st Team
	Jake Burnham, OF	1st Team
	Andy Cannizaro, IF	1st Team
	James Jurries, IF	1st Team
	Jason Sparks, OF	1st Team

1998	Chad Sutter, C	1st Team
	Todd Ardoin, RP	1st Team
	Josh Bobbitt, P	1st Team
	Brian Hughes, OF	1st Team
	Jason Sparks, OF	1st Team
	Raul Echeverez, P	2nd Team
	Keith Graffagnini, IF	2nd Team
	Mike Pursell, IF	2nd Team
	Chad Sutter, C	2nd Team
1997	Jason Fitzgerald, OF	1st Team
	Keith Graffagnini, IF	1st Team
	Jason Navarro, P	1st Team
	Chad Sutter, C	1st Team
	Brian Hughes, OF	2nd Team
	Mike Pursell, IF	3rd Team
1996	Brian Hughes, OF	1st Team
	Jason Navarro, P	1st Team
	Keith Graffagnini, IF	2nd Team
	Jason Fitzgerald, OF	2nd Team
	Michael Johns, IF	2nd Team
	Jack Cressend, P	HM
	Chad Sutter, C	HM
	Scott Wilson, IF	HM

All-Metro Conference

1995	Clint Allen, 1B	2nd Team
	Kris Didion, 2B	2nd Team
	Blake Martensen, SS	2nd Team
1994	Larry Schneider, C	1st Team
	Carlos Rodriguez, OF	2nd Team
	David Stewart, DH	2nd Team
1993	Larry Schneider, C	1st Team
1992	Tom Morton, OF	1st Team
	Mike Romano, P	1st Team
1991	Byran Brown, OF	1st Team
	Ivan Zweig, P	1st Team
	Tom Morton, SS	2nd Team
1990	Byran Brown, OF	2nd Team
	Marty Posey, 1B	2nd Team
1985	Tookie Spann, 3B	1st Team
	Dan Wagner, OF	1st Team
	Mark Triessl, UT	1st Team
1984	Marc Desjardins, P	1st Team
	Tommy Mathews, 1B	1st Team
	Steve Riley, C	1st Team
	Dan Wagner, OF	1st Team
1983	Eric Lane, C	1st Team
	Tommy Mathews, IF	1st Team
	Dan Wagner, OF	1st Team
	John Zelenka, IF	1st Team
1982	Eric Lane, C	1st Team
	John Zelenka, 2B	1st Team
1981	Sam Dozier, C	1st Team
1980	Sam Dozier, C	1st Team
	Johnny Olsen, OF	1st Team
	Joe Pursell, P	1st Team
	David Stokes, IF	1st Team
	Frank Wills, P	1st Team
1979	Brian Butera, OF	1st Team
	Ken Francingues, P	1st Team
	Chuck Melito, IF	1st Team



James Jurries is the only player in school history to earn First Team All-Conference honors in four consecutive seasons. Jurries earned the honors from 1999-2002 and was the 2002 C-USA Player of the Year.

All-Southeastern Conference

(SEC - All-SEC; W - All-SEC West Division)

1966	Ronnie Scott, 2B	1st Team (SEC, W)
	Mike Roos, OF	1st Team (SEC, W)
1965	Dave Flettrich, SS	1st Team (SEC, W)
	Jim McGill, OF	1st Team (W)
	John Olagues, P	1st Team (SEC, W)
	Joe Weible, C	1st Team (W)
1964	Dennis Malpass, C	1st Team (W)
1963	Bobby Neider, UT	1st Team (W)
1962	Bob Cornett, C	1st Team (W)
1961	Bob Cornett, C	1st Team (SEC)
1957	Tony Reginelli, C	1st Team (SEC)
1954	Don Lloyd, C	1st Team (SEC)
1953	Pete Vogt, 1B	1st Team (SEC)
	Ray Weidenbacher, P	1st Team (SEC)
1952	Ray Weidenbacher, P	1st Team (SEC)

Conference USA All-Freshman

2013	Ian Gibaut	P
	Richard Carthon	OF
2012	Alex Massey	P
2011	Alex Facundus	P
2010	Brandon Boudreaux	OF
	Garrett Cannizaro	SS
	Blake Crohan	UT
2009	Jeremy Schaffer	C
2008	Nick Pepitone	P
	Rob Segedin	3B
2007	Preston Claiborne	P
2006	Warren McFadden	OF
2005	Brad Emaus	3B
	Sean Morgan	P
2004	Daniel Latham	P
2003	Brian Bogusevic	P/OF
	J.R. Crowel	P
	Billy Mohl	P
2002	Gerald Clark	OF
2001	Michael Aubrey	P/IF
	Tony Giarratano	2B
2000	Nick Bourgeois	P/1B/DH
	James Burgess	OF
1999	Jake Gautreau	IF
	James Jurries	IF
1998	Andy Cannizaro	IF
1996	Chad Sutter	C



An All-Southeastern Conference performer in 1961 and 1962, Bob Cornett was a standout catcher for the Green Wave for three seasons. A football and baseball player while wearing the Olive and Blue, Cornett led the team with a .333 batting average, six doubles and 25 hits in 1961.



CONFERENCE SPECIALTY AWARD WINNER

Shooter Hunt Jr RHP Wycokoff, N.J. **2008 Conference USA Pitcher of the Year**

- First Team All-Conference USA and Second-Team Louisville Slugger All-American.
- Led Conference USA in pitching victories (nine), opponent batting average (.175), strikeouts (126) and innings pitched (100.2).
- Named a Semifinalist for the Golden Spikes Award, Dick Howser Trophy, Brooks Wallace Award and Roger Clemens Award.
- Ranked fifth in the NCAA in hits allowed per nine innings (5.54) and total strikeouts, 26th in wins and 44th in ERA.
- Tallied eight or more strikeouts on ten occasions.
- Named Conference USA Pitcher of the Week three times, Louisiana Sports Writers Association Pitcher of the Week twice and CollegeBaseballInsider.com Central Region Pitcher of the Week once.



Mark Hamilton Jr IF Bellaire, Texas **2006 Conference USA Player of the Year**

- First Team All-Conference USA, Baseball America First Team All-American, Rivals.com First Team All-American, Louisville Slugger Third Team All-American.
- Led Conference USA in home runs (20), ranked second in total bases (151) and walks (51), and sat third in RBI's (69), slugging percentage (.643) and on-base percentage (.461).
- Earned First Team All-Louisiana Sports Writers Association and Louisiana Hitter of the Year.
- Ranked 24th in the NCAA in home runs per game (0.31) and walks per game (0.80), 66th in slugging percentage and 70th in RBI's per game (1.08).
- Selected by the St. Louis Cardinals in the second round (76th overall pick) of the 2006 Major League Baseball First Year Player Draft.



Warren McFadden Fr OF Plantation, Fla. **2006 Conference USA Freshman of the Year**

- Baseball America, Louisville Slugger and Rivals.com Freshman All-American.
- Named First Team All-Conference USA, Conference USA All-Freshman Team, First Team All-Louisiana Sports Writers Association and LSWA Freshman of the Year.
- Led the team in batting average (.382), hits (91) and doubles (24), while ranking second on the club in RBI's (50) and on-base percentage (.457).
- Ranked second in Conference USA in batting average and doubles, was fourth in on-base percentage and fifth in hits.
- Owned a team-best 32 multi-hit games and had ten multi-RBI games.
- Played in all 64 games, starting 60 in right field and three in left field.



Rick Jones Head Coach **2005 Conference USA Coach of the Year**

- Led the Green Wave to a 56-12 overall record and a 24-6 mark in Conference USA play.
- Guided Tulane to the New Orleans Regional and Super Regional titles and their second College World Series appearance in program history.
- Earned National Coach of the Year accolades from Baseball American and was named Louisiana Coach of the Year by the Louisiana Sports Writers Association.
- Won the Conference USA Regular Season Championship and Conference USA Tournament Co-Championship.
- Tulane earned the Preseason #1 Ranking, spending all but three weeks atop one of the major polls, and entered the NCAA Tournament as the #1 National seed.
- Saw four players drafted in the 2005 Major League Baseball Draft, six players earn All-Conference USA honors and six players named to the All-Louisiana squad.



CONFERENCE SPECIALTY AWARD WINNER

Micah Owings Jr RHP Gainesville, Ga. **2005 Conference USA Player of the Year**

- First Team All-Conference USA, Louisville Slugger Second Team All-American, Baseball America Third Team All-American.
- Led Conference USA in home runs (18) and slugging percentage (.719) and ranked second in C-USA in wins (12), strikeouts (135) and innings pitched (129.2).
- At the plate, boasted 21 multi-hit games and a team-best 19 multi-RBI outings, while posting eight-or-more strikeouts 11 times during the year.
- Other honors include Louisiana Player of the Year, All-State First Team, NCAA New Orleans Regional All-Tournament and Conference USA All-Tournament.
- Selected by the Arizona Diamondbacks in the third round of the 2005 Major League Baseball First Year Player Draft.



Brad Emaus Fr IF Senoia, Ga. **2005 Conference USA Freshman of the Year**

- First Team All-Conference USA, Louisville Slugger Second Team Freshman All-American, Baseball America Second Team Freshman All-American,
- Ranked among the Conference USA leaders in runs (71), walks (43), home runs (13), total bases (142), hits (84) and doubles (19).
- Also earned Louisiana Freshman of the Year, Second Team All-Louisiana and C-USA All-Freshman Team, NCAA New Orleans Regional All-Tournament honors during the season.
- Had 23 multi-hit and 12 multi-RBI contests, while posting hits in 28 of 30 C-USA games.
- Started all 68 games, which still ranks fourth in the single season record books, and was a part of one of only three triple plays in Tulane history.

Michael Aubrey Jr IF Shreveport, La. **2003 Conference USA Player of the Year**

- First Team All-Conference USA, American Baseball Coaches Association First Team All-American, Baseball America First Team All-American, Baseball Weekly First Team All-American, College Baseball Insider First Team All-American, Louisville Slugger First Team All-American.
- Led Conference USA in batting average (.420), on-base percentage (.505), hits (102) and RBI's (79), while ranking among the top-ten in five other offensive categories.
- Also named the National Collegiate Baseball Writers Association District VII Player of the Year and First Team All-Louisiana.
- Selected by the Cleveland Indians with the 11th overall pick in the first round of the 2003 Major League Baseball First Year Player Draft, the highest a Tulane player has ever been selected in the MLB Draft.



J.R. Crowel Fr LHP Boynton Beach, Fla. **2003 Conference USA Freshman of the Year**

- Named Baseball America Freshman All-American and Louisville Slugger Freshman All-American.
- Led the team in strikeouts (73), complete games (two), opponent batting average (.262) and innings pitched (106.0), while ranking second in wins (eight) and ERA (3.40).
- Ranked among the Conference USA leaders in runners picked off (5), wins, games started (16) and innings pitched.
- Ten of 15 starts lasted 6.0 or more innings, compiled five or more strikeouts on six occasions, and allowed two or fewer earned runs in ten starts.
- Also earned Louisiana Co-Freshman of the Year, First Team All-Louisiana and C-USA All-Freshman honors.



CONFERENCE SPECIALTY AWARD WINNER

James Jurries Sr IF Lake Jackson, Texas 2002 Conference USA Player of the Year

- First Team All-Conference USA, Louisville Slugger Second Team All-American, National Collegiate Baseball Writers Association Second Team All-American, Baseball America Third Team All-American.
- Led Conference USA in slugging percentage (.750), runs scored (77), RBI's (74), home runs (20), total bases (180) and ranked among the top-five in five other categories.
- Became the first player in program history to earn athletic and academic All-American honors in the same season after being named CoSIDA Third Team Academic All-American.
- Also earned District VII Player of the Year honors from the National Collegiate Baseball Writers Association and First Team All-State.
- Selected by the Atlanta Braves in the sixth round of the 2002 Major League Baseball First Year Player Draft.



Rick Jones Head Coach 2001 Conference USA Coach of the Year

- Led the Green Wave to a 56-13 overall record and a 21-6 mark in Conference USA play.
- Guided Tulane to the New Orleans Regional and Super Regional titles and their first College World Series appearance in program history.
- Was named Louisiana Coach of the Year by the Louisiana Sports Writers Association.
- Won the Conference USA Regular Season Championship and Conference USA Tournament Championship.
- Tulane finished the 2001 campaign ranked fifth by Baseball America and sixth by both Baseball Weekly and Collegiate Baseball Magazine.
- Guided the team to 15 straight victories from April 14, 2001 - May 11, 2001 to tie the school record for longest winning streak.



Jake Gautreau Jr IF McAllen, Texas 2001 Conference USA Player of the Year

- First Team All-Conference USA, American Baseball Coaches Association First Team All-American, Baseball America First Team All-American, Baseball Weekly First Team All-American, Louisville Slugger Second Team All-American.
- Led Conference USA in runs scored (82), RBI's (96), home runs (21), total bases (191), while ranking among the top-five in four other offensive categories.
- Also named District VII Player of the Year by the National Collegiate Baseball Writers Association, NCAA New Orleans Regional All-Tournament Team, Conference USA All-Tournament Team, Louisiana Player of the Year and First Team All-State.
- Became the first player in Conference USA history to earn Player of the Year in back-to-back seasons.
- Selected by the San Diego Padres with the 14th overall pick in the first round of 2001 Major League Baseball First Year Player Draft.



Michael Aubrey Fr IF Shreveport, La. 2001 Conference USA Freshman of the Year

- First Team All-Conference USA, Louisville Slugger Freshman All-American, Baseball Weekly Freshman All-American, Baseball America Freshman All-American.
- Ranked among the Conference USA leaders in batting average (.361), slugging percentage (.592), on-base percentage (.439), runs scored (74), hits (100), RBI's (69), doubles (17), triples (four), home runs (13) and total bases (164).
- Earned National Freshman of the Year accolades from Baseball America, Collegiate Baseball Magazine and The Sporting News.
- Also earned Louisiana Freshman of the Year, First Team All-State, Conference USA All-Freshman and NCAA New Orleans Regional All-Tournament honors.
- Spent his first of two summers as a member of the USA Baseball Collegiate National Team, .233 with eight runs and eight RBI's in limited action.



CONFERENCE SPECIALTY AWARD WINNER

Jake Gautreau So IF McAllen, Texas **2000 Conference USA Player of the Year**

- First Team All-Conference USA American Baseball Coaches Association Second Team All-American, Louisville Slugger Third Team All-American.
- Ranked among the top three in Conference USA in batting average (.388), slugging percentage (.682), hits (95), RBI's (68) and home runs (16), while posting a hit in 57 of 61 games.
- Became first sophomore in Conference USA history to claim the Player of the Year award.
- Also earned First Team All-State accolades.
- Spent the summer with the USA Baseball Collegiate National Team, earning Summer All-American honors. Hit .384 with 15 runs scored, seven doubles, four home runs and 20 RBI's whole with Team USA.




Chad Sutter Senior C Kennesaw, Ga. **1999 Conference USA Player of the Year**

- First Team All-Conference USA, National Collegiate Baseball Writers Association First Team All-American, Louisville Slugger First Team All-American, College Baseball Insider First Team All-American.
- Led Conference USA in RBI's (87) and home runs (23), while ranking among the top three in batting average (.393), slugging percentage (.732), on-base percentage (.502), total bases (175) and walks (52).
- Also earned NCAA Auburn Regional and C-USA All-Tournament honors.
- Selected by the New York Yankees in the 23rd Round of the 1999 Major League Baseball First Year Player Draft

James Jurries Fr IF Lake Jackson, Texas **1999 Conference USA Freshman of the Year**

- First Team All-Conference USA, Louisville Slugger Freshman All-American, College Baseball Insider First Team All-American, Baseball America Second Team All-American, Baseball Weekly Second Team All-American, Louisville Slugger Second Team All-American.
- Named National Freshman of the Year by Baseball America, College Baseball Insider and Collegiate Baseball Magazine.
- Led Conference USA in runs scored (90) and total bases (194), while ranking among the top ten in batting average (.374), slugging percentage (.698), hits (104), RBI's (79), doubles (22) and home runs (20).
- Also earned C-USA All-Freshman accolades and was invited to the play for the USA Baseball Collegiate National Team during the summer.



Josh Bobbitt Sr LHP Wichita Falls, Texas **1998 Conference USA Pitcher of the Year**

- First Team All-Conference USA, American Baseball Coaches Association Second Team All-American, Louisville Slugger Third Team All-American, National Collegiate Baseball Writers Association Third Team All-American.
- Tossed Tulane's first no-hitter in 18 seasons against New York Tech on March 18, 1998. He walked two and struck out 16 batters in the seven inning contest.
- Led C-USA in Wins (13), winning percentage (.929) and innings pitched (116.2), while ranking among the top-three in ERA (3.09), opponents batting average (.236), strikeouts (133) and games started (16).
- Ranked third nationally in victories, finishing the season with a 13-1 overall record, and sat 55th among NCAA pitchers in ERA.



CONFERENCE SPECIALTY AWARD WINNER

Rick Jones

Head Coach **1997 Conference USA Coach of the Year**

- Led the Green Wave to a 40-21 overall record and a 19-7 mark in Conference USA play.
- Tulane tied a then-school record with four players selected in the 1997 Major League Baseball First Year Player Draft, including First Round Sandwich Pick Jason Fitzgerald, who went to the Cleveland Indians with the 41st overall pick.
- Helped Tulane win their first regular season Conference USA title.
- Watched as Jason Navarro claimed the Conference USA Pitcher of the Year award, six players earned All-Conference USA accolades, including four First Team selections, and two players earned C-USA All-Tournament honors.
- Pitcher Jason Navarro and outfielder Jason Fitzgerald each garnered All-American honors.



Jason Navarro Jr LHP West Monroe, La. **1997 Conference USA Pitcher of the Year**

- First Team All-Conference USA, National Collegiate Baseball Writers Association First Team All-American, Louisville Slugger Second Team All-American, Baseball America Second Team All-American.
- Led C-USA in ERA (2.00) and Wins (12), while ranking second in opponents batting average (.203), innings pitched (112.1), strikeouts (135) and starts (16).
- Also earned Conference USA Pitcher of the Week three times during the season.
- Ranked fourth nationally in wins, while sitting seventh among NCAA pitchers in ERA.
- Selected by the St. Louis Cardinals in the fifth round of the 1997 Major League Baseball First Year Player Draft.

Chad Sutter Fr C Kennesaw, Ga. **1996 Conference USA Freshman of the Year**

- Honorable Mention All-Conference USA, Louisville Slugger Freshman All-American, Conference USA All-Tournament.
- Ranked among the Conference USA leaders in home runs (16), total bases (125), walks (40), and RBI's (67).
- Established the school's freshman record for home runs and RBI's.
- Hit .297 with 68 hits, 46 runs scored, 40 walks, a slugging percentage of .546 and an on-base percentage of .397 in 61 starts as a true freshman.
- Hit .318 with seven home runs and 30 RBI's in 24 Conference USA games.



Joe Brockhoff **Head Coach** **1991 Metro Conference Coach of the Year**


- Led the Green Wave to a 36-18 overall record and a 12-8 mark in Metro Conference play.
- Freshman Ivan Zweig claimed Metro Conference Pitcher of the Year Award and earned All-American honors from two different publications.
- Guided an eight-game Metro Conference turn around from the 1990 season, moving the Green Wave from an 8th place finish to a third place finish in 1991.
- Three Players were selected to the All-Metro Conference Team, including First Team honorees Zweig and Bryan Brown and Second Teamer Tom Morton.
- Bryan Brown was selected by the Boston Red Sox in the 23rd round of the 1991 Major League Baseball First Year Player Draft.



CONFERENCE SPECIALTY AWARD WINNER

Ian Zweig Fr RHP Dallas, Texas **1991 Metro Conference Freshman of the Year**

- First Team All-Metro Conference, Louisville Slugger Freshman All-American, Louisville Slugger Second Team All-American, Baseball America Third Team All-American.
- Earned Collegiate Baseball Magazine National Player of the Week four times in 1991.
- Also named Louisiana Sports Writers Association Freshman of the Year, First Team All-State, Busch Challenge All-Tournament, Louisiana Classics All-Tournament.
- Earned three victories over Top Ten ranked opponents during the season, defeating No. 6 Miami (Fla.), No. 3 LSU and No. 1 Florida State.
- Paced or tied for the team lead in wins (eight), ERA (2.85), starts (15), complete games (nine), shutouts (two), innings pitched (120.0), strikeouts (146).



Ken Francingues Jr LHP Metairie, La. **1979 Metro Conference Pitcher of the Year**

- First Team All-Metro Conference, Most Valuable Player of Metro Conference Tournament, Most Valuable Player at Air Force Tournament.
- Led the Metro Conference in ERA (1.95), wins (13), innings pitched (115.3), ERA (1.95) and strikeouts (104).
- Posted ten straight wins from March 10 through May 13, including a victory over Florida State in the Metro Conference championship game.
- Selected by the Minnesota Twins in the 16th Round of the Major League Baseball First Year Player Draft.

Tulane and Conference Championships...

The Green Wave baseball program has seen success in all three conferences that they have participated in. The Green Wave played competitively in the Southeastern Conference from 1937-1965, winning one championship, and were a charter member of the Metro Conference (1975-1995), winning the 1983 South Division title and three tournament titles, before the conference merged with the Great Midwest Conference to create Conference USA for the 1996 campaign.

A charter member of Conference USA, as well, Tulane has claimed four regular season crowns and a conference best five tournament titles. Overall, the Olive and Blue have six regular season and eight conference tournament titles.

Regular Season Championships

Southeastern Conference (1)	1948
Metro Conference (1)	1983 (South)
Conference USA (4)	1997, 1998, 2001, 2005

Conference Tournament Titles

Metro Conference (3)	1979, 1982, 1992
Conference USA (5)	1996, 1998, 1999, 2001, 2005



ALL-TOURNAMENT ACCOLADES

NCAA Regional All-Tournament

2008	Warren McFadden	DH
	Scott Powell	OF
2006	Mark Hamilton	1B
	Cat Everett	SS
	Nathan Southard	OF
2005	Brian Bogusevic	LHP/OF
	Greg Dini	C
	Brad Emaus	3B
	Mark Hamilton (MVP)	1B
	Micah Owings	DH
	Nathan Southard	OF
2004	Brian Bogusevic (MVP)	OF
	Brian Bormaster	3B
	J.R. Crowel	P
	Joe Holland	2B
	Tommy Manzella	SS
	Nathan Southard	OF
2003	Tony Giarratano	SS
2002	Tony Giarratano	3B
2001	Michael Aubrey	DH
	Andy Cannizaro	SS
	Joey Charron (MVP)	RP
	Jake Gautreau	3B
	Tony Giarratano	2B
	Jonny Kaplan	OF
	Scott Madden	C
1999	Jake Gautreau	3B
	Matt Groff	OF
	Jason Sparks	OF
	Chad Sutter	DH
1998	Jason Sparks	OF
1996	Jason Navarro	P
1992	Mike Romano	P
1986	Lou Deiley	C
	Ronald Marigny	2B
	David Smith	OF



Tony Giarratano was the first player to earn NCAA Regional All-Tournament honors three times during his career. The utility infielder did so at three different positions from 2001-2003, grabbing the accolades at second base ('01), third base ('02) and shortstop ('03).

1982	Eric Lane	C
	John Zelenka	2B

Conference USA All-Tournament

2009	Josh Prince	IF
	Nick Boullosa	OF
2007	Anthony Scelfo	OF
2006	Ty Wallace	C
2005	Brian Bogusevic	LHP/OF
	Brad Emaus	3B
	Micah Owings	RHP
	Nathan Southard (MVP)	OF
2003	Brian Bormaster	C
	Tommy Manzella	2B
	Billy Mohl	P
2002	Jonny Kaplan	OF
	Tommy Manzella	SS
2001	Jake Gautreau	IF
	Tony Giarratano	IF
	Scott Madden	C
	Barth Melius (MVP)	RP
	Beau Richardson	P
1999	Andy Cannizaro	IF
	Jake Gautreau	IF
	Matt Groff	OF
	Mickey McKee (MVP)	IF
	Chad Sutter	DH
1998	Craig Brown	P
	Keith Graffagnini	IF
	Brian Hughes (MVP)	OF
1997	Jason Fitzgerald	OF
	Keith Graffagnini	IF
1996	Todd Ardoin	RP
	Jack Cressend	P
	Jason Fitzgerald (MVP)	OF
	Mike Pursell	2B
	Chad Sutter	C



In 2005, Mark Hamilton powered the Green Wave to the NCAA New Orleans Regional title and earned Most Valuable Player honors in the process. The sophomore hit .667 with three doubles, three home runs and 11 RBI's in a wins over Southern (once) and Alabama (twice).

Postseason Most Valuable Players

2005	Mark Hamilton	1999	Mickey McKee
	NCAA New Orleans Regional		Conference USA Tournament
2005	Nathan Southard	1998	Brian Hughes
	Conference USA Tournament		Conference USA Tournament
2004	Brian Bogusevic	1996	Jason Fitzgerald
	2004 Oxford Regional		Conference USA Tournament
2001	Joey Charron	1992	Mike Romano
	NCAA New Orleans Regional		Metro Conference Tournament
2001	Barth Melius	1979	Ken Francingues
	Conference USA Tournament		Metro Conference Tournament



ANNUAL TEAM AWARDS

Most Valuable Player

1969	Billy Fitzgerald
1970	Glen Pisarich
1971	Cary Livingston
1972	Cary Livingston
1973	Robert Whitman
1974	John Foto
1975	Steve Mura
1976	Steve Mura
1977	John Foto
	Barry Butera
1978	Mark Maher
1979	Ken Francingues
1980	David Stokes
1981	John Olsen
1982	John Zelenka
1983	Tommy Mathews
1984	Dan Wagner
1985	Dan Wagner
1986	Dan Wagner
1987	Tookie Spann
1988	Tookie Spann
1989	Ronnie Brown
1990	Darryl Gilevich
1991	Ivan Zweig
	Bryan Brown
1992	Mike Romano
	Larry Schneider, Jr.
1993	David Stewart
1994	Larry Schneider, Jr.
1995	Brian Hughes
1996	Jason Navarro
1997	Jason Fitzgerald
1998	Brian Hughes
1999	Chad Sutter
2000	Jake Gautreau
2001	Andy Cannizaro
2002	James Jurries
2003	Michael Aubrey
2004	Brian Bogusevic
2005	Micah Owings
2006	Nathan Southard
2007	Tim Guidry
2008	Seth Henry
2009	Sam Honeck
2010	Rob Segedin
2011	Jeremy Schaffer
2012	Nick Schneeberger
2013	Brennan Middleton

Outstanding Hitter

1979	Chuck Melito
1980	David Stokes
1981	John Olsen
1982	Gregg Barrios
1983	Steve Riley
1984	Dan Wagner
1985	Dan Wagner
1986	John Reich
1987	Tookie Spann
1988	Tookie Spann
1989	Ronnie Brown
1990	Bryan Brown
1991	Bryan Brown
1992	Tom Morton
1993	Larry Schneider, Jr.
1994	Clint Allen
1995	Clint Allen
1996	Jason Fitzgerald
1997	Chad Sutter
1998	Jason Sparks
1999	Chad Sutter
2000	Jake Gautreau
2001	Andy Cannizaro/Jake Gautreau
2002	James Jurries
2003	Michael Aubrey
2004	Matt Barket
2005	Micah Owings
2006	Mark Hamilton
2007	Tim Guidry
2008	Rob Segedin
2009	Josh Prince
2010	Rob Segedin
2011	Jeremy Schaffer
2012	Brandon Boudreaux
2013	Andrew Garner

Outstanding Pitcher


1979	Ken Francingues
1980	William Kampen
1981	Brian Migliore
1982	Marc Desjardins
1983	Marc Desjardins
1984	Marc Desjardins
1985	Mike Borgatti
1986	Tommy Little
1987	Sam Amarena
1988	Gerald Alexander
1989	Steve Rowley
1990	Chris Smigliani
1991	Ivan Zweig
1992	Mike Romano
1993	Mike Romano
1994	Brian Gibbs
1995	Scott Bell
1996	Jason Navarro
1997	Jason Navarro
1998	Josh Bobbitt
1999	Henry Bonilla
2000	Jared Berkowitz
2001	Joey Charron
2002	Nick Bourgeois
2003	J.R. Crowl
2004	Brian Bogusevic
2005	Micah Owings
2006	Sean Morgan
2007	Shooter Hunt
2008	Shooter Hunt
2009	Conrad Flynn
2010	Nick Pepitone
2011	Nick Pepitone
2012	D.J. Ponder
2013	Alex Byo

Outstanding Defender

1979	Joe Morse
1980	Carlos Cambo
1981	Carlos Cambo
1982	Eric Lane
1983	Tommy Matthews
1984	Tommy Matthews
1985	John Reich
1986	Billy Rapp
1987	Troy Mitchell
1988	Lauren Flores
1989	Lauren Flores
1990	Andy Sheets
1991	Steve Shepherd
1992	Brian Forest
1993	Lance Licciardi
1994	Larry Schneider, Jr.
1995	Jason Fitzgerald
1996	Keith Graffagnini
1997	Jason Fitzgerald
1998	Andy Cannizaro
1999	Jason Sparks
2000	Nick Herz
2001	Jon Kaplan
2002	Brian Bormaster
2003	Tony Giarratano
2004	Tommy Manzella
2005	Nathan Southard
2006	Nathan Southard
2007	Cat Everett
2008	Josh Prince
2009	Josh Prince
2010	Garrett Cannizaro
2011	Garrett Cannizaro
2012	Garrett Cannizaro
2013	Brennan Middleton

Milt Retif Most Improved Award

1979	Billy Vogt
1980	Sam Dozier
1981	John Zelenka
1982	Eric Lane
1983	Dan Wagner
1984	Chris Rivette
1985	Sam Amarena
1986	Ronald Marigny
1987	Richard Parker
1988	Ronnie Brown
1989	Chris Smigliani
1990	Rick Chanove
1991	Juan Ibieta
1992	Mike Triessl
1993	Brian Gibbs
1994	Clint Allen
1995	Mike Escudier
1996	Keith Graffagnini
1997	Mike Pursell
1998	Mickey McKee
1999	Matt Groff
2000	James Burgess
2001	Jon Kaplan
2002	Turner Brumby
2003	Tony Giarratano
2004	Nathan Southard
2005	Nathan Southard
2006	Warren McFadden
2007	Ty Wallace
2008	Anthony Scelfo
2009	Scott Powell
2010	Matt Ryan
2011	Bowen Woodson
2012	Andrew Garner
2013	David Napoli



Tookie Spann was named MVP during the 1987 and 1988 seasons, while leading the Green Wave offense. The New Orleans native also won the 1988 LeBreton Leadership Award during the 1988 campaign.



ANNUAL TEAM AWARDS

Scholastic Award

1979	Billy Gaudet
1980	Donald Caire
1981	Joe Morse
1982	Gregg Barrios
1983	Gregg Barrios
1984	Steve Riley
	Brian Shearman
1985	John Reich
1986	Gary Desjardins
1987	Troy Mitchell
1988	Donald Herry
1989	Ronnie Brown
1990	Kirk Randazzo
1991	Glenn Scheuermann
1992	Tom Morton
1993	Juan Ibieta
1994	David Steward
1995	Jared Robinson
1996	Anthony Williams
1997	Marcelo Llorente
1998	Raul Echeverez
1999	Jared Robinson
2000	James Jurries
2001	Turner Brumby
2002	Gerald Clark
2003	Gerald Clark
2004	Tommy Manzella
2005	Tommy Manzella
2006	Matt Goebel
2007	Tim Guidry
2008	Hunter Johnson
2009	Rob Segedin
2010	Rob Segedin
2011	Bowen Woodson
2012	Briggs Barrios
2013	Briggs Barrios

Jim & Joan LeBreton Leadership Award

1982	Billy Kampen
1983	Scott Murphy
1984	Joe Scheuermann
1985	Camile Lefort
1986	Jim Sexton
1987	Ricky Pursell
1988	Tookie Spann
1989	Jim Turner
1990	Darryl Gilevich
1991	Rick Chanove
1992	Jeff Blum
1993	Rick Chanove
1994	Scott Sidwell
1995	Brian Hughes
1996	Brian Hughes
1997	Brian Hughes
1998	Brian Hughes
1999	Chad Sutter
2000	Jake Gautreau
2001	Jake Gautreau
2002	Michael Aubrey
2003	Michael Aubrey
2004	Brian Bormaster
2005	Matt Goebel
2006	Nathan Southard
2007	Brandon Gomes
2008	Grayden Griener
2009	Jonathan Garrett
2010	Robby Broach
2011	Alex Byo
2012	Andrew Reeves
2013	Blake Crohan



Tommy Manzella was the team's most outstanding defender during the 2004 season, while earning the squad's Scholastic Award in 2004 and 2005. Manzella was a Third Team ESPN The Magazine Academic All-American during his senior season.

Green Wave in the Red, White and Blue

Over the last two decades, the Green Wave has been well represented on the nation's most elite team – USA Baseball's Collegiate National Team. There have been five players to don the Red, White and Blue uniform on six separate occasions since **Ivan Zweig** became the first to represent Tulane as a member of Team USA in 1991.

Zweig (1991-94) wore the USA Jersey with pride during the team's summer tour in 1991 and compiled a 2-1 record in 12 innings of work. The right-handed pitcher owned a 4.50 earned run average and fanned 14 batters in a pair of starts.

The next Greenie to earn a nod on the USA Baseball roster was **Jake Gautreau** (1999-2001) during the summer of 2000. The power hitting left-handed hitter earned the Team USA Best Hitter Award after boasting a .348 batting average in 26 games. Gautreau tied the Collegiate National Team record for single-game RBI's with seven runs batted in during the team's July 11, 2000 victory over Korea. That season, Gautreau posted seven doubles, a triple and hit four home runs. He plated 20 runs and scored 15 runs.

Michael Aubrey (2001-03) and **Tony Giarratano** (2001-03) were each selected to play for Team USA during the 2001 summer campaign, while Aubrey was also a member of the 2002 squad.

Giarratano played in just seven games for the Red, White and Blue during the summer of 2001, but dislocated his non-throwing shoulder and missed the remainder of the camping. The utility infielder played shortstop and second base, going five-for-20 (.250) at the plate with one RBI. Giarratano was injured in Team USA's 7-2 victory over Japan, accounting for four of the

team's ten hits in the contest. After leaving college, Giarratano competed in the World Baseball Classic for Team Italy.

Aubrey made three total appearances on a USA Baseball roster in his career. The Shreveport, La. native played two seasons for the Collegiate National Team and spent one year with the Junior National Team. On the collegiate team, Aubrey ended the summer with a .233 batting average, eight RBI's and eight runs scored. It was the 2002 summer that Aubrey will never forget. That summer, Aubrey hit .405 (45-for-111) with seven doubles, two triples and six home runs. He led the team in total bases (74), on-base percentage (.469) and his slugging percentage (.469) was 160-points higher than the next player. Aubrey led the team in runs (25), hits, home runs, sacrifice flies (3) and putouts (241) and was named the USA Baseball Athlete of the Year.

The last player to lace up his spikes for USA Baseball was closer **Nick Pepitone** (2008-2011) who made eight appearances on the mound during the summer of 2009. Pepitone tossed 14.2 innings and didn't allow a run. He held the opposition to a .045 batting average (two-for-44) and struck out ten batters, while collecting one save.

Chad Sutter (1996-99) was selected to join Team USA during the 1996 seasons and **James Jurries** (1999-02) was chosen by the committee in 1999, but neither competed due to injury. In 2010, **Jeremy Schaffer** (2009-Present) and **Rob Segedin** (2008-10) were among the final 27 players to make the Team USA roster, but they were not included in on the 25-man roster that competed at the World Baseball Challenge in Prince George, British Columbia.

The Green Wave have also been represented on the coaching staff of the USA Collegiate National Team, with head coach **Rick Jones** holding the same post with the organization for the 2009 Summer Tour.

That summer, Team USA posted a 19-5 overall record and took home the Gold Medal from the World Baseball Challenge held at Prince George Citizen Field in Prince George, British Columbia. The top spot was earned by defeating Canada 5-2 to open play, before dropping a 6-3 decision to the Germany. From there,

the Red, White and Blue defeated the Bahamas (8-1), Prince George (10-2), British Columbia (12-2), and Canada, 1-0, again. In the Gold Medal Game, Jones' crew topped Germany, 8-1. In 2009, Team USA out-scored its opponents by a combined 48-11 at the WBC.

Jones led Team USA into the 37th Annual USA vs. Japan Collegiate All-Star Championships that was played in various cities in Japan and guided the team to a four-game sweep of Guatemala at the USA Baseball Training Facility in Cary, N.C., winning the final game 18-1 at the Durham Bulls Athletic Park.

Team USA batted .311 as a team and the pitching staff posted a team ERA of 2.16, holding opposing batters to a .164 batting average. Under his guidance, the team out-scored their opponents 207-69, posted 262 hits with forty doubles, seven triples and 22 home runs. Team USA drove in 179 RBI's and stole 93 bases in 103 attempts.

Jones also coached with the USA Collegiate National Team during the 1990 summer campaign, acting as the recruiting coordinator and pitching coach for the squad. That season, Team USA went 24-13, defeating teams like Canada, Chinese Taipei, Cuba, Holland, Italy, Japan, Korea, Mexico, Nicaragua and Venezuela.



TULANE IN THE MLB DRAFT



TULANE IN THE MLB DRAFT

2013									
David Napoli	LHP	Washington Nationals (8th)	Mike Pursell	IF	Cleveland Indians (30th)	Charles Melito *	1B	Cleveland Indians (8th)	
Brennan Middleton	SS	Washington Nationals (10th)	Craig Brown	P/OF	Cleveland Indians (32nd)	Joe Tkac	LHP	Milwaukee Brewers (19th)	
Garrett Cannizaro	3B	Los Angeles Angels (18th)	1997			David Stokes *	3B	Minnesota Twins (7th)	
Tony Rizzotti	RHP	San Diego Padres (25th)	Jason Fitzgerald %	OF	Cleveland Indians (1st)	Ken Francingues	LHP	Minnesota Twins (16th)	
Alex Byo	RHP	Arizona Diamondbacks (33rd)	Jason Navarro	P	St. Louis Cardinals (5th)	1978			
2012			Michael Johns	SS	Colorado Rockies (19th)	Mark Maher	C	Minnesota Twins (7th)	
Jeremy Schaffer	C	St. Louis Cardinals (18th)	Scott Wilson	3B	St. Louis Cardinals (40th)	1977			
Garrett Cannizarro*	SS	New York Yankees (32nd)	1996			Barry Butera	IF	Boston Red Sox (14th)	
2010			Jason Navarro *	LHP	New York Mets (27th)	Jackie Snell *	LHP	Chicago Cubs (33rd)	
Rob Segedin	3B	New York Yankees (3rd)	1994			1976			
Preston Claiborne	RHP	New York Yankees (17th)	Todd Dyess	RHP	Baltimore Orioles (12th)	Jim Gaudet	C	Kansas City Royals (6th)	
2009			David Stewart	LHP	Philadelphia Phillies (41st)	Steve Mura	RHP	San Diego Padres (2nd)	
Josh Prince	SS	Milwaukee Brewers (3rd)	1993			1973			
Aaron Loup	LHP	Toronto Blue Jays (9th)	Ivan Zweig	RHP	Texas Rangers (39th)	Curtis Zimmerman	1B	Cleveland Indians (24th)	
Josh Zeid	RHP	Philadelphia Phillies (10th)	Mike Romano	RHP	Toronto Blue Jays (3rd)	1969			
Sam Honeck	1B	New York Mets (11th)	1992			William Fitzgerald * ^	C	Atlanta Braves (5th)	
Taylor Rodgers	RHP	San Francisco Giants (25th)	Larry Schneider	C	Cleveland Indians (9th)	William Fitzgerald !	C	Oakland Athletics (1st)	
2008			David Welch	RHP	Cleveland Indians (28th)	Wayne Francinques	SS	Chicago White Sox (10th)	
Shooter Hunt %	RHP	Minnesota Twins (1st)	1991			1968			
Anthony Scelfo	2B	Tampa Bay Rays (8th)	Bryan Brown	OF	Boston Red Sox (23rd)	William Fitzgerald *	C	San Francisco Giants (15th)	
2007			1990			1966			
Sean Morgan	RHP	Arizona Diamondbacks (4th)	Marty Posey	C/OF	Texas Rangers (22nd)	John Olagues !	RHP	Cleveland Indians (1st)	
Brad Emaus	2B	Toronto Blue Jays (11th)	1989			Robert Dearrah	RHP	New York Yankees (25th)	
Daniel Latham	RHP	Minnesota Twins (15th)	Rick Parker	C	California Angels (19th)	1965			
Brandon Gomes	RHP	San Diego Padres (17th)	Steve Rowley	RHP	Texas Rangers (10th)	John Olagues *	RHP	Cincinnati Reds (3rd)	
Warren McFadden *	OF	Detroit Tigers (28th)	Gerald Alexander	RHP	Texas Rangers (21st)	David Flettrich *	SS	Cleveland Indians (10th)	
Cat Everett	SS	Houston Astros (44th)	1988						
2006			Tookie Spann	OF	Detroit Tigers (3rd)				
Mark Hamilton	1B	St. Louis Cardinals (2nd)	1987						
Nathan Southard	OF	St. Louis Cardinals (17th)	Sam Amarena	RHP	Baltimore Orioles (6th)				
Billy Mohl *	RHP	Philadelphia Phillies (25th)	David Smith	OF	Minnesota Twins (5th)				
2005			Tookie Spann *	3B/OF	Seattle Mariners (10th)				
Brian Bogusevic	LHP	Houston Astros (1st)	Kevin Mmahat	LHP	Texas Rangers (31st)				
Micah Owings	RHP	Arizona Diamondbacks (3rd)	1986						
Tommy Manzella	SS	Houston Astros (3rd)	Dan Wagner	OF	Chicago White Sox (16th)				
Greg Dini	C	Los Angeles Angels (12th)	Ron Marigny	IF	Detroit Tigers (8th)				
2004			Gene Harris	RHP	Montreal Expos (5th)				
Wes Swackhamer	IF	St. Louis Cardinals (5th)	Tommy Little	RHP	Seattle Mariners (20th)				
Brian Bornmaster	C	Toronto Blue Jays (26th)	1984						
Cory Hahn	RHP	Toronto Blue Jays (30th)	Steve Riley	C	Minnesota Twins (25th)				
2003			Tommy Mathews	1B	St. Louis Cardinals (15th)				
Michael Aubrey	IF	Cleveland Indians (1st)	1983						
Tony Giarratano	IF	Detroit Tigers (3rd)	Brian Migliore	RHP	California Angels (8th)				
Jonny Kaplan	OF	Arizona D-backs (12th)	John Zelenka	2B	Kansas City Royals (25th)				
Cory Hahn *	RHP	Oakland Athletics (24th)	Eric Lane	C	San Francisco Giants (9th)				
2002			1982						
Nick Bourgeois	LHP	Philadelphia Phillies (4th)	Eric Lane *	C	Texas Rangers (8th)				
James Jurries	IF	Atlanta Braves (6th)	1981						
Beau Richardson	LHP	Philadelphia Phillies (34th)	Joey Pursell ^	RHP	Toronto Blue Jays (1st)				
2001			1980						
Jake Gautreau	3B	San Diego Padres (1st)	Joey Pursell *	RHP	Baltimore Orioles (12th)				
Andy Cannizaro	SS	New York Yankees (7th)	Frank Wills	RHP	Kansas City Royals (1st)				
Matt Groff	OF	Oakland Athletics (28th)	Brian Butera ^	OF	Minnesota Twins (4th)				
2000			David Stokes	3B	Texas Rangers (13th)				
Henry Bonilla	RHP	Minnesota Twins (8th)							
Mickey McKee	IF	Houston Astros (32nd)							
1999									
Chad Sutter	C	New York Yankees (23rd)							

% - Compensatory Pick (Between 1st and 2nd Round)
! - June Secondary Phase ^ - January Secondary Phase
* - Did Not Sign

DRAFT TIDBITS

First Player Drafted John Olagues (1965)
3rd Round, Cincinnati Reds

First Round Draft Picks Six

Most Players Picked in One Draft Six (2007)

Longest Yearly Draft Streak 15 Years
1996 - 2010

Most Frequent Drafters . . Cleveland Indians (10 Picks)
Minnesota Twins (Nine Picks)
Texas Rangers (Seven Picks)
St. Louis Cardinals (Seven Picks)
Toronto Blue Jays (Six Picks)
New York Yankees (Six Picks)
Philadelphia Phillies (Five Picks)

Teams With No Draft Picks Florida Marlins
Los Angeles Dodgers
Pittsburgh Pirates



TULANE IN THE MLB DRAFT

UNDRAFTED FREE AGENTS

2011			2000			1986		
Conrad Flynn	RHP	Arizona Diamondbacks	Brandon Belanger	RHP	San Diego Padres	Mike Borgatti	LHP	Baltimore Orioles
Drew Zizinia	RHP	Arizona Diamondbacks	Dan O'Gara	RHP	Milwaukee Brewers	Lou Deiley	C	Houston Astros
2010			1998			1983		
Matt Petition	LHP	Seattle Mariners	Scott Bell	RHP	Los Angeles Dodgers	Gregg Barrios	OF	Boston Red Sox
2009			Josh Bobbitt	LHP	Texas Rangers	Greg Delaune	OF	Philadelphia Phillies
Seth Henry	IF	Tampa Bay Rays	Keith Graffagnini	IF	Seattle Mariners	1966		
Jonathan Garrett	RHP	Anaheim Angels	Alex Lontayo	LHP	Atlanta Braves	David Flettrich	IF	Atlanta Braves
2008			Jake Whitfield	LHP	Minnesota Twins	1951		
Aja Barto	OF	Texas Rangers	1996			Al Schroll	RHP	Boston Red Sox
Warren McFadden	OF	Kansas City Royals	Jack Cressend	RHP	Boston Red Sox	1949		
2005			1995			Ben Abadie	IF	Boston Braves
Scott Madden	C/1B	St. Louis Cardinals	Robbie Conway	RHP	Seattle Mariners	1946		
2004			Kris Didion	IF	Kansas City Royals	Bobby Brown	IF	New York Yankees
Joey Charron	LHP	Toronto Blue Jays	1994			1926		
2003			Brad Burckell	IF	Milwaukee Brewers	Eddie Morgan	IF	Cleveland Indians
Andrew Corona	RHP	San Diego Padres	1989			1925		
2002			Ronnie Brown	IF	Chicago Cubs	Carl Lind	IF	Cleveland Indians
Steve Shirley	IF	San Diego Padres						

ARIZONA DIAMONDBACKS

Jonny Kaplan, OF	2003	12th Round
Micah Owings, RHP	2005	3rd Round
Sean Morgan, RHP	2007	4th Round
Alex Byo, RHP	2013	33rd Round

ATLANTA BRAVES

William Fitzgerald, C	1969 * ^	5th Round
James Jurries, IF	2002	6th Round

BALTIMORE ORIOLES

Joey Pursell, RHP	1980 *	12th Round
Sam Amarena, RHP	1987	6th Round
Todd Dyess, RHP	1994	12th Round

BOSTON RED SOX

Barry Butera, IF	1977	14th Round
Bryan Brown, OF	1991	23rd Round

CHICAGO CUBS

Jackie Snell, LHP	1977 *	33rd Round
-------------------	--------	------------

CHICAGO WHITE SOX

Wayne Francinques, SS	1969	10th Round
Dan Wagner, OF	1986	16th Round

CINCINNATI REDS

John Olagues, RHP	1965 *	3rd Round
-------------------	--------	-----------

CLEVELAND INDIANS

David Flettrich, SS	1965 *	10th Round
John Olagues, RHP	1966	1st Round
Curtis Zimmerman, 1B	1973	24th Round
Charles Melito, 1B	1979 *	8th Round
Larry Schneider, C	1992	9th Round
David Welch, RHP	1992	28th Round
Jason Fitzgerald, OF	1997 %	1st Round
Mike Pursell, IF	1998	30th Round
Craig Brown, P/OF	1998	32nd Round
Michael Aubrey, IF	2003	1st Round

COLORADO ROCKIES

Michael Johns, SS	1997	19th Round
-------------------	------	------------

DETROIT TIGERS

Ron Marigny, IF	1986	8th Round
Tookie Spann, OF	1988	3rd Round
Tony Giarratano, IF	2003	3rd Round
Warren McFadden, OF	2007 *	28th Round

HOUSTON ASTROS

Mickey McKee, IF	2000	32nd Round
Brian Bogusevic, LHP	2005	1st Round
Tommy Manzella, SS	2005	3rd Round
Cat Everett, SS	2007	44th Round

KANSAS CITY ROYALS

Jim Gaudet, C	1976	6th Round
Frank Wills, RHP	1980	1st Round
John Zelenka, 2B	1983	25th Round

LOS ANGELES ANGELS

Brian Migliore, RHP	1983	8th Round
Rick Parker, C	1989	9th Round
Greg Dini, C	2005	12th Round
Garrett Cannizaro, 3B	2013	18th Round

MILWAUKEE BREWERS

Joe Tkac, LHP	1979	19th Round
Josh Prince, SS	2009	3rd Round

MINNESOTA TWINS

Mark Maher, C	1978	7th Round
David Stokes, 3B	1979 *	7th Round
Ken Francinques, LHP	1979	16th Round
Brian Butera, OF	1980 ^	4th Round
Steve Riley, C	1984	25th Round
David Smith, OF	1987	5th Round
Henry Bonilla, RHP	2000	8th Round
Daniel Latham, RHP	2007	15th Round
Shooter Hunt, RHP	2008 %	1st Round

NEW YORK METS

Jason Navarro, LHP	1996 *	27th Round
Sam Honeck, 1B	2009	11th Round

NEW YORK YANKEES

Robert Dearrah, RHP	1966	25th Round
Chad Sutter, C	1999	23rd Round
Andy Cannizaro, SS	2001	7th Round
Rob Segedin, 3B	2010	3rd Round
Preston Claiborne, RHP	2010	17th Round
Garrett Cannizaro, SS	2012 *	32nd Round

OAKLAND ATHLETICS

William Fitzgerald, C	1969 !	1st Round
Matt Groff, OF	2001	28th Round
Cory Hahn, RHP	2003 *	24th Round

PHILADELPHIA PHILLIES

David Stewart, LHP	1994	41st Round
Nick Bourgeois, LHP	2002	4th Round
Beau Richardson, LHP	2002	34th Round
Billy Mohl, RHP	2006 *	25th Round
Josh Zeid, RHP	2009	10th Round

ST. LOUIS CARDINALS

Tommy Mathews, 1B	1984	15th Round
Jason Navarro, P	1997	5th Round
Scott Wilson, 3B	1997	40th Round
Wes Swackhamer, IF	2004	5th Round
Mark Hamilton, 1B	2006	2nd Round
Nathan Southard, OF	2006	17th Round
Jeremy Schaffer, C	2012	18th Round

SAN DIEGO PADRES

Steve Mura, RHP	1976	2nd Round
Jake Gautreau, 3B	2001	1st Round
Brandon Gomes, RHP	2007	17th Round
Tony Rizzotti, RHP	2013	25th Round

SAN FRANCISCO GIANTS

William Fitzgerald, C	1968 *	15th Round
Eric Lane, C	1983	9th Round
Taylor Rodgers, RHP	2009	25th Round

SEATTLE MARINERS

Tommy Little, RHP	1986	20th Round
Tookie Spann, 3B/OF	1987 *	10th Round

TAMPA BAY RAYS

Anthony Scelfo, 2B	2008	8th Round
--------------------	------	-----------

TEXAS RANGERS

David Stokes, 3B	1980	13th Round
Eric Lane, C	1982 *	8th Round
Kevin Mmahat, LHP	1987	31st Round
Steve Rowley, RHP	1989	10th Round
Gerald Alexander, RHP	1989	21st Round
Marty Posey, C/OF	1990	22nd Round
Ivan Zweig, RHP	1993	39th Round

TORONTO BLUE JAYS

Joey Pursell, RHP	1981 ^	1st Round
Mike Romano, RHP	1993	3rd Round
Brian Bormaster, C	2004	26th Round
Cory Hahn, RHP	2004	30th Round
Brad Emaus, 2B	2007	11th Round
Aaron Loup, LHP	2009	9th Round


WASHINGTON NATIONALS

Gene Harris, RHP	1986	5th Round
David Napoli, LHP	2013	8th Round
Brennan Middleton, SS	2013	10th Round

Notes: Los Angeles Angels have also been known as the California Angels and the Los Angeles Angels of Anaheim; Montreal Expos became the Washington Nationals in 2005



TULANE IN THE MAJORS




GERALD ALEXANDER

YEARS AT TULANE: 1987-1989

MLB DEBUT: 9/9/90

POSITION: P

After pitching for three years and compiling a 22-12 record with a 3.53 ERA at Tulane, Gerald Alexander was selected by the Texas Rangers in the 21st round of the 1989 amateur draft. He rocketed through the minors, making his MLB Debut with the Rangers in Sept. 1990 a little more than just one year after being drafted. Alexander went on to pitch in parts of three seasons for the Rangers. His best year came in 1991, when he went 5-3 in 30 games with nine starts, posting a 5.24 ERA while fanning 50 batters. In 1993, he was dealt to the Cleveland Indians for starting pitcher Dave Eiland, but he never suited up for the Indians. Alexander retired after the 1993 campaign.



ALEXANDER'S CAREER MLB NUMBERS

Year	TEAM	W	L	ERA	APP	GS	CG	SHO	SV	IP	H	R	ER	HR	BB	SO	HBP	BK	WP	BF	WHIP	BB/9	K/9
1990	TEX	0	0	7.71	3	2	0	0	0	7.0	14	6	6	0	5	8	1	0	0	39	2.714	1.60	10.3
1991	TEX	5	3	5.24	30	9	0	0	0	89.1	93	56	52	11	48	50	3	1	3	402	1.578	4.8	5.0
1992	TEX	1	0	27.00	3	0	0	0	0	1.2	5	5	5	1	1	1	0	0	0	12	3.600	5.4	5.4
TOTALS	3 YRS	6	3	5.79	36	11	0	0	0	98.0	112	67	63	12	54	59	4	1	3	453	1.694	5.0	5.4



MICHAEL AUBREY

YEARS AT TULANE: 2000-2003

MLB DEBUT: 5/17/08

POSITION: 1B

One of the greatest players to ever don a Tulane baseball jersey, Michael Aubrey remains the highest drafted player into the MLB in Tulane history. Aubrey was selected by the Cleveland Indians with the 11th pick of the 2003 amateur draft. The Shreveport, La., native earned a slew of awards during his minor league career, and earned a September callup to the Indians in 2006, but did not make his first MLB appearance until 2008. After recording 45 at-bats in 2008 for Cleveland, Aubrey was sent to the Baltimore Orioles on June 24, 2009, where he appeared in 31 games, hitting .289 with four home runs during his last MLB season.



AUBREY'S CAREER MLB NUMBERS

Year	TEAM	G	PA	AB	R	H	2B	3B	HR	RBI	SB	CS	BB	SO	BA	OBP	SLG	OPS	TB	GDP	HBP	SH	SE
2008	CLE	15	50	45	2	9	0	0	2	3	0	0	5	5	.200	.280	.333	.613	64	2	0	0	0
2009	BAL	31	95	90	12	26	7	0	4	14	0	0	5	10	.289	.326	.500	.826	113	2	0	0	0
TOTALS	2 YRS	46	145	135	14	35	7	0	6	17	0	0	10	15	.259	.310	.444	.755	97	4	0	0	0



BRIAN BOGUSEVIC

YEARS AT TULANE: 2003-2005

MLB DEBUT: 9/1/10

POSITION: OF

A pitcher and hitter during his time at Tulane, Brian Bogusevic is still playing at the Major League Level, now in his fourth season. A first-round pick by the Houston Astros as a pitcher in 2005, Bogusevic made the switch to fulltime hitter in the minors before making his MLB debut in Sept. 2010. After two years where he platooned the outfield at Minute Maid Park, he became the everyday starter for the 2012 Astros, hitting .203 with seven home runs and 28 RBI. He signed as a free agent with the Chicago Cubs in Nov. 2012, and posted a very respectable line of .273 with six home runs and 16 RBI in 47 games during the 2013 season in front of his hometown crowd.




BOGUSEVIC'S CAREER MLB NUMBERS

Year	TEAM	G	PA	AB	R	H	2B	3B	HR	RBI	SB	CS	BB	SO	BA	OBP	SLG	OPS	TB	GDP	HBP	SH	SE
2010	HOU	19	32	28	5	5	3	0	0	3	1	1	3	12	.179	.258	.286	.544	49	2	0	0	0
2011	HOU	87	182	164	22	47	14	1	4	15	4	2	15	40	.287	.348	.457	.805	122	8	1	1	1
2012	HOU	146	404	355	39	72	9	2	7	28	15	4	41	96	.203	.297	.299	.596	63	6	7	0	1
2013	CHC	47	155	143	18	39	7	1	6	16	2	0	10	35	.273	.323	.462	.784	112	4	1	0	1
TOTALS	4 YRS	299	773	690	84	163	33	4	17	62	22	7	69	183	.236	.313	.370	.682	255	20	9	1	3



TULANE IN THE MAJORS



BOBBY BROWN

YEARS AT TULANE: 1945

MLB DEBUT: 9/22/46 POSITION: 3B/SS/OF

Known as "The Tulane Tornado", Bobby Brown played one year on the Uptown campus before heading to the Big Apple to play for the New York Yankees. During his six-year career, Brown was a member of five World Series Champion squads, hitting .279 with 22 home runs and 237 RBI over the course of 548 games. Retiring after the 1954 season to begin a successful medical practice, Brown returned to the game of baseball as the President of the American League from 1983-1991. As president of the junior circuit, Brown served as a member of the Players Relations Committee and on several managing committees in the baseball structure until his retirement in 1991.



BROWN'S CAREER MLB NUMBERS

Year	TEAM	G	PA	AB	R	H	2B	3B	HR	RBI	SB	CS	BB	SO	BA	OBP	SLG	OPS	TB	GDP	HBP	SH	SE
1946	NYN	7	29	24	1	8	1	0	0	1	0	0	4	0	.333	.429	.375	.804	9	2	0	1	0
1947	NYN	69	175	150	21	45	6	1	1	18	0	2	21	9	.300	.390	.373	.763	56	4	1	3	0
1948	NYN	113	417	363	62	109	19	5	3	48	0	1	48	16	.300	.383	.405	.788	147	7	1	4	0
1949	NYN	104	384	343	61	97	14	4	6	61	4	3	38	18	.283	.359	.399	.759	101	9	3	0	0
1950	NYN	95	320	277	33	74	4	2	4	37	3	1	39	18	.267	.360	.339	.699	82	12	1	3	0
1951	NYN	103	369	313	44	84	15	2	6	51	1	1	47	18	.268	.369	.387	.756	108	4	3	6	0
1952	NYN	29	100	89	6	22	2	0	1	14	1	1	9	6	.247	.323	.303	.627	80	2	1	1	0
1954	NYN	28	69	60	5	13	1	0	1	7	0	1	8	3	.217	.304	.283	.588	64	3	0	0	1
TOTALS	8 YRS	548	1863	1619	233	452	62	14	22	237	9	10	214	88	.279	.367	.376	.742	100	43	10	1	1




ANDY CANNIZARO

YEARS AT TULANE: 1998-2001

MLB DEBUT: 9/5/06 POSITION: SS/3B

Andy Cannizaro is one of the main reasons Tulane made their first College World Series appearance in 2001, and he was recognized for his talents by being selected by the New York Yankees in the 7th round of the 2001 amateur draft. While showing everything he did at Tulane during his stint in the minors, a player by the name of Derek Jeter made it difficult for Cannizaro to see time at the Major League level. However, Cannizaro did back up Mr. November during Sept. 2006 before signing as a free agent with the Tampa Bay Rays, where he played one game in 2008. After playing in the Cleveland Indians and Chicago White Sox farm systems, Cannizaro retired to become a fulltime scout with the Yankees.



CANNIZARO'S CAREER MLB NUMBERS

Year	TEAM	G	PA	AB	R	H	2B	3B	HR	RBI	SB	CS	BB	SO	BA	OBP	SLG	OPS	TB	GDP	HBP	SH	SE
2006	NYN	13	9	8	5	2	0	0	1	1	0	0	1	1	.250	.333	.625	.958	5	1	0	0	0
2008	TBR	1	1	1	0	0	0	0	0	0	0	0	0	0	.000	.000	.000	.000	0	0	0	0	0
TOTALS	2 YRS	14	10	9	5	2	0	0	1	1	0	0	1	1	.222	.300	.556	.856	5	1	0	0	0




PRESTON CLAIBORNE

YEARS AT TULANE: 2007-2010

MLB DEBUT: 5/5/13 POSITION: P

A starter during his time at Tulane, Preston Claiborne made his MLB Debut as a relief pitcher for the New York Yankees in May 2013. During that contest, the 2010 17th round selection pitched two scoreless innings without allowing a baserunner. He bounced back-and-forth between the big league club and the Scranton/Wilkes-Barre RailRiders because of the ever-changing Yankees roster, but was an incredibly dependable arm out of the bullpen for Joe Girardi. During his rookie campaign, the righty fanned 42 while walking only 14 in 50.1 innings out of the bullpen, proving his worth at the Major League level.



CLAIBORNE'S CAREER MLB NUMBERS

Year	TEAM	W	L	ERA	APP	GS	CG	SHO	SV	IP	H	R	ER	HR	BB	SO	HBP	BK	WP	BF	WHIP	BB/9	K/9
2013	NYN	0	2	.000	4.11	44	0	0	0	50.1	51	23	23	7	14	42	2	0	2	214	1.291	2.5	7.5
TOTALS	1 YR	0	2	.000	4.11	44	0	0	0	50.1	51	23	23	7	14	42	2	0	2	214	1.291	2.5	7.5



TULANE IN THE MAJORS



JACK CRESSEND

YEARS AT TULANE: 1994-1996

MLB DEBUT: 8/26/2000

POSITION: P

The first Tulane player in the Rick Jones-era to play in the majors, Jack Cressend pitched parts of five seasons for the Minnesota Twins and Cleveland Indians. The Mandeville, La., native appeared in 122 games over five years, finishing 26 of them, while recording a 4.20 ERA and a 5-5 record. A free agent signee by the Boston Red Sox out of college, Cressend was claimed off waivers by the Twins in April 1999 before moving onto the Indians in October 2002. His best year came in 2003 with Cleveland when he went 2-1 with a 2.51 ERA with 28 strikeouts and nine walks in 33 appearances. Cressend is now a professional baseball scout.



CRESSEND'S CAREER MLB NUMBERS

Year	TEAM	W	L	ERA	APP	GS	CG	SHO	SV	IP	H	R	ER	HR	BB	SO	HBP	BK	WP	BF	WHIP	BB/9	K/9
2000	MIN	0	0	5.27	11	0	0	0	0	13.2	20	8	8	0	6	6	0	0	0	61	1.902	4.0	4.0
2001	MIN	3	2	3.67	44	0	0	0	0	56.1	50	24	23	6	16	40	1	0	2	232	1.172	2.6	6.4
2002	MIN	0	1	5.91	23	0	0	0	0	32.0	40	25	21	6	19	22	1	0	1	154	1.844	5.3	6.2
2003	CLE	2	1	2.51	33	0	0	0	0	43.0	40	12	12	1	9	28	2	0	1	174	1.140	1.9	5.9
2004	CLE	0	1	6.32	11	0	0	0	0	15.2	22	11	11	4	10	8	0	0	0	78	2.043	5.7	4.6
TOTALS	5 YRS	5	5	4.20	122	0	0	0	0	160.2	172	80	75	17	60	104	4	0	4	699	1.444	3.4	5.8



BRAD EMAUS

YEARS AT TULANE: 2005-2007

MLB DEBUT: 4/1/2011


POSITION: 2B

A stellar infielder and hitter at Tulane, Brad Emaus was tabbed as the 11th round pick of the Toronto Blue Jays in 2007. From Toronto, he was selected by the New York Mets as a Rule 5 draft pick in Dec. 2010 and was named the Opening Day second baseman for the Mets in 2011. He appeared in 14 games for the Mets before being sent back to Toronto. Despite hitting .290 with 15 homers and 75 RBI for Las Vegas of the PCL, Toronto sent Emaus' rights to the Colorado Rockies in April 2011, who then sent him to the Boston Red Sox in Jan. 2012. After being released by the Red Sox, the Mets picked him back up in April 2012, where he finished out his career with the AAA Buffalo Bisons.



EMAUS'S CAREER MLB NUMBERS

Year	TEAM	G	PA	AB	R	H	2B	3B	HR	RBI	SB	CS	BB	SO	BA	OBP	SLG	OPS	TB	GDP	HBP	SH	SF
2011	NYM	14	42	37	2	6	0	0	0	1	0	0	4	9	.162	.262	.162	.424	6	3	1	0	0
TOTALS	1 Yr	14	42	37	2	6	0	0	0	1	0	0	4	9	.162	.262	.162	.424	6	3	1	0	0



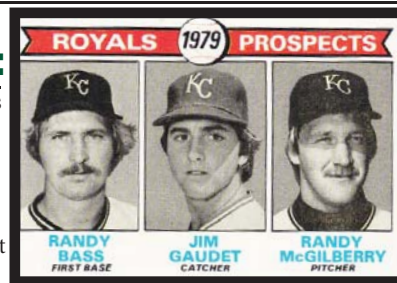
JIM GAUDET

YEARS AT TULANE: 1974-1976

MLB DEBUT: 9/10/1978

POSITION: C

One of the finest catchers in the history of Tulane baseball, Jim Gaudet was a sixth-round selection of the Kansas City Royals in 1976. He continued his hot hitting in the minors, posting a .347 batting average in for the GCL Royals in 1976, leading the team. After two full seasons in the minors, Gaudet notched three games behind the dish for the parent club in 1978. The following year, he played in another three games, recording his lone hit on Sept. 1, 1979, against Hall of Fame closer Goose Gossage in the top of the ninth inning during a 9-8 Royals win over the New York Yankees.



GAUDET'S CAREER MLB NUMBERS

Year	TEAM	G	PA	AB	R	H	2B	3B	HR	RBI	SB	CS	BB	SO	BA	OBP	SLG	OPS	TB	GDP	HBP	SH	SF
1978	KCR	3	8	8	0	0	0	0	0	0	0	0	0	3	.000	.000	.000	.000	0	0	0	0	0
1979	KCR	3	6	6	0	1	0	0	0	0	0	0	0	0	.167	.167	.333	.333	1	0	0	0	0
TOTALS	2 YRS	6	14	14	0	1	0	0	0	0	0	0	0	3	.071	.071	.071	.143	1	0	0	0	0



TULANE IN THE MAJORS



TONY GIARRATANO

YEARS AT TULANE: 2001-2003

MLB DEBUT: 6/1/2005


POSITION: SS

Tulane shortstop Tony Giarratano had a cup of coffee in the majors with the Detroit Tigers despite never playing at the AAA level. Drafted in the third round during the 2003 draft by the Tigers, Giarratano hit .328 and .335 during his first two minor league seasons. He was with the Erie SeaWolves (AA) of the Eastern League when he was called up to the parent club. He made his big-league debut on June 1, 2005, going 2-for-3, driving in the tying run and scoring the winning run. He spent most of 2006 in Erie, but was called up to the big league club for the latter half of the season, where he was placed on the injured reserve list.



GIARRATANO'S CAREER MLB NUMBERS

Year	TEAM	G	PA	AB	R	H	2B	3B	HR	RBI	SB	CS	BB	SO	BA	OBP	SLG	OPS	TB	GDP	HBP	SH	SF
2005	DET	15	47	42	4	6	0	0	1	4	1	0	5	7	.143	.234	.214	.448	9	1	0	0	0
TOTALS	1 YR	15	47	42	4	6	0	0	1	4	1	0	5	7	.143	.234	.214	.448	9	1	0	0	0



BRANDON GOMES

YEARS AT TULANE: 2003-2007

MLB DEBUT: 5/3/2011

POSITION: P

Brandon Gomes started a total of 51 games during his career at Tulane. After his illustrious Green Wave career, the righty was selected by the San Diego Padres in the 17th round of the 2007 amateur draft. In Dec. 2010, the Fall River, Mass., native was sent to the Tampa Bay Rays as part of a deal for All-Star shortstop Jason Bartlett. Despite shipping an All-Star to San Diego for Gomes, the move has paid off for the Rays in huge dividends. Gomes has been one of the top relievers for the team since his inception into the big leagues, appearing in 81 games, posting a 4.38 ERA while notching 76 strikeouts. In 2013, he was fourth in the majors in K/9 (13.5) by pitchers appearing in 25 or more games.



GOMES'S CAREER MLB NUMBERS

Year	TEAM	W	L	ERA	APP	GS	CG	SHO	SV	IP	H	R	ER	HR	BB	SO	HBP	BK	WP	BF	WHIP	BB/9	K/9
2011	TBR	2	1	2.92	40	0	0	0	0	37.0	34	15	12	3	16	32	1	0	1	160	1.351	3.9	7.8
2012	TBR	2	2	5.09	15	0	0	0	0	17.2	16	12	10	2	12	15	2	0	1	83	1.585	6.1	7.6
2013	TBR	3	1	6.52	26	0	0	0	0	19.1	18	15	14	4	7	29	0	0	1	83	1.293	3.3	13.5
TOTALS	3 YRS	7	4	4.38	81	0	0	0	0	74.0	68	42	36	9	35	76	3	0	3	326	1.392	4.3	9.2



MARK HAMILTON

YEARS AT TULANE: 2004-2006

MLB DEBUT: 9/20/2010

POSITION: 1B/LF

Mark Hamilton knows how to hit a baseball. His 34 home runs at Tulane rank 12th all-time, and he coupled that with a career .305 batting average. It only made sense for the St. Louis Cardinals to select him in the second round of the 2006 amateur draft. He destroyed minor league pitching, hitting .298 with 20 home runs for St. Louis' AA and AAA clubs in 2010 before earning a September callup later that season, collecting two hits in his first start in place of future Hall of Famer Albert Pujols. In 2011, he played in a career-high 38 games before being granted free agency and signing with the Boston Red Sox organization. In December 2013, Hamilton signed with the Atlanta Braves.



HAMILTON'S CAREER MLB NUMBERS

Year	TEAM	G	PA	AB	R	H	2B	3B	HR	RBI	SB	CS	BB	SO	BA	OBP	SLG	OPS	TB	GDP	HBP	SH	SF
2010	STL	9	15	14	0	2	0	0	0	0	0	0	1	5	.143	.200	.143	.343	2	0	0	0	0
2011	STL	38	51	47	5	10	3	0	0	4	0	0	4	16	.213	.275	.277	.551	13	1	0	0	0
TOTALS	2 YRS	47	66	61	5	12	3	0	0	4	0	0	5	21	.197	.258	.246	.503	15	1	0	0	0

TULANE IN THE MAJORS




GENE HARRIS

YEARS AT TULANE: 1986

MLB DEBUT: 4/5/1989


POSITION: P

Playing football and baseball for the Green Wave, Gene Harris was able to parlay his one college baseball season into a seven-year Major League Baseball career. Drafted by the Montreal Expos in 1986, Harris was sent to the Seattle Mariners in the deal that netted the Mariners Randy Johnson. Harris also spent time with the San Diego Padres, Detroit Tigers, Philadelphia Phillies and Baltimore Orioles, appearing in 183 games with seven starts. Harris' finest season came in 1993 when he went 6-6 with a 3.03 ERA and 39 strikeouts in 59 appearances while posting a team-high 23 saves with the Padres. After an injury, Harris was replaced in the closer role by future Hall of Famer Trevor Hoffman.



HARRIS' CAREER MLB NUMBERS

Year	TEAM	W	L	ERA	APP	GS	CG	SHO	SV	IP	H	R	ER	HR	BB	SO	HBP	BK	WP	BF	WHIP	BB/9	K/9
1989	MON-SEA	2	5	5.91	21	6	0	0	1	53.1	63	38	35	4	25	25	1	0	3	236	1.650	4.2	4.2
1990	SEA	1	2	4.74	25	0	0	0	0	38.0	31	25	20	5	30	43	1	0	2	176	1.605	7.1	10.2
1991	SEA	0	0	4.05	8	0	0	0	0	13.1	15	8	6	1	10	6	0	0	1	66	1.875	6.8	4.1
1992	SEA-SDP	0	2	4.15	22	1	0	0	0	30.1	23	15	14	3	15	25	1	2	1	130	1.253	4.5	7.4
1993	SDP	6	6	3.03	59	0	0	0	23	59.1	57	27	20	3	37	39	1	0	7	269	1.584	5.6	5.9
1994	SDP-DET	1	1	7.61	24	0	0	0	1	23.2	34	21	20	3	12	19	1	0	4	117	1.944	4.6	7.2
1995	PHI-BAL	2	2	4.30	24	0	0	0	0	23.0	23	11	11	2	9	13	0	0	2	99	1.391	3.5	5.1
TOTALS	7 YRS	12	18	4.71	183	7	0	0	26	241.0	246	145	126	21	138	170	5	2	20	1093	1.593	5.2	6.3




CARL LIND

YEARS AT TULANE: 1923-1925

MLB DEBUT: 9/14/1927

POSITION: 2B/SS

Affectionately known as "Hooks", Carl Lind starred for Tulane on the diamond in the early 1920s before becoming one of the first Green Wave players to play at the top level. Hooks played four years for the Cleveland Indians, totalling 256 games and a lifetime batting average of .272. In 1928, Lind led the American League in at-bats (650) and plate appearances (714), while placing sixth in hits (191), eighth in runs scored (102) and first in putouts as a second baseman (390). For his efforts, he placed 15th in the MVP vote that year with four points (6%) of the vote. The award was won by Hall of Famer Mickey Cochrane. Lind became ill during the 1928 postseason, and played two more years, but was never a regular after his illustrious 1928 campaign.



LIND'S CAREER MLB NUMBERS

Year	TEAM	G	PA	AB	R	H	2B	3B	HR	RBI	SB	CS	BB	SO	BA	OBP	SLG	OPS	TB	GDP	HBP	SH	SE
1927	CLE	12	44	37	2	5	0	0	0	1	1	0	5	7	.135	.256	.135	.391	5	N/A	1	1	N/A
1928	CLE	154	714	650	102	191	42	4	1	54	8	3	36	48	.294	.331	.375	.706	84	N/A	0	27	N/A
1929	CLE	66	249	225	19	54	8	1	0	13	0	2	13	17	.240	.282	.284	.566	44	N/A	0	11	N/A
1930	CLE	24	74	69	8	17	3	0	0	6	0	1	3	7	.246	.278	.290	.568	42	N/A	0	3	N/A
TOTALS	4 YRS	256	1081	981	131	267	53	5	1	74	9	6	57	79	.272	.313	.339	.652	333	N/A	1	42	N/A



AARON LOUP

YEARS AT TULANE: 2007-2009

MLB DEBUT: 7/14/2012

POSITION: P

Aaron Loup, equipped with a sidearm delivery, was drafted by the Toronto Blue Jays in the ninth round of the 2009 amateur draft after starring at Tulane from 2007-09. After two-and-a-half years in the minors, the native of Raceland, La., was called up to the Blue Jays, where he has seen significant time as a key member of their bullpen. In 2013, he led the Blue Jays in appearances with 64, while going 4-6 with a 2.47 ERA, striking out 53 and walking only 13. Loup was on the bump for 12 of the final outs for the Blue Jays in 2013, and he figures to be a mainstay in the major leagues for many years to come.



LOUP'S CAREER MLB NUMBERS

Year	TEAM	W	L	ERA	APP	GS	CG	SHO	SV	IP	H	R	ER	HR	BB	SO	HBP	BK	WP	BF	WHIP	BB/9	K/9
2012	TOR	0	2	2.64	33	0	0	0	0	30.2	26	10	9	0	2	21	0	1	1	117	0.913	0.6	6.2
2013	TOR	4	6	2.47	64	0	0	0	2	69.1	66	23	19	5	13	53	7	0	2	282	1.139	1.7	6.9
TOTALS	2 YRS	4	8	2.52	97	0	0	0	2	100.0	92	33	28	5	15	74	7	1	3	399	1.070	1.4	6.7



TULANE IN THE MAJORS




TOMMY MANZELLA

YEARS AT TULANE: 2002-2005


MLB DEBUT: 9/8/2009

POSITION: SS

Solid at the plate and in the field during his four-year tenure with Tulane, Tommy Manzella was a third round pick of the Houston Astros in 2005. The Chalmette, La., native made it to the AAA Round Rock Express in 2008 before putting in a full year at that level in 2009. After batting .289 in 133 games, Manzella made his debut in Sept. 2009, playing in seven total games and collecting his first big league hit on Sept. 11, 2009. The following year, the Astros added him to the 40-man roster to protect him from the Rule 5 Draft, and he proceeded to hit .225 in 83 games with one home run, 21 RBI. Since 2010, Manzella has played in the minors with the Arizona Diamondbacks, Milwaukee Brewers, Colorado Rockies, Toronto Blue Jays and Chicago White Sox.



		MANZELLA'S CAREER MLB NUMBERS																					
Year	TEAM	G	PA	AB	R	H	2B	3B	HR	RBI	SB	CS	BB	SO	BA	OBP	SLG	OPS	TB	GDP	HBP	SH	SF
2009	HOU	7	5	5	0	1	0	0	0	0	0	0	0	4	.200	.200	.200	.400	1	0	0	0	0
2010	HOU	83	282	258	17	58	7	0	1	21	0	1	13	71	.225	.267	.264	.531	46	6	3	5	3
TOTALS	2 YRS	90	287	263	17	59	7	0	1	21	0	1	13	75	.224	.266	.262	.528	45	6	3	5	3




KEVIN MMAHAT

YEARS AT TULANE: 1984-1986

MLB DEBUT: 9/9/1989

POSITION: P

Making 46 appearances in four years for the Green Wave, Kevin Mmahat was tabbed as a 31st round pick of the Texas Rangers in 1987. Less than a year later, the lefty was sent to the New York Yankees in a June 20, 1988 deal between the Rangers and the Bronx Bombers. After a solid 1989 season with the Albany-Colonie Yankees and the Columbus Clippers - AA and AAA Yankee affiliates, respectively - Mmahat was called up to the parent club, appearing in four total games. He made his debut on Sept. 9, 1989, striking out Oakland A's slugger Mark McGwire for his first career strikeout. He pitched against Roger Clemens in his first start two weeks later, being credited with the loss. He started one more game before returning to the minor leagues in 1990 where he would remain until 1992.



		MMAHAT'S CAREER MLB NUMBERS																						
Year	TEAM	W	L	ERA	APP	GS	CG	SHO	SV	IP	H	R	ER	HR	BB	SO	HBP	BK	WP	BF	WHIP	BB/9	K/9	
1989	NYN	0	2	12.91	4	2	0	0	0	7.2	13	12	11	2	8	3	1	0	0	44	2.739	9.4	3.5	
TOTALS	1 YR	0	2	12.91	4	2	0	0	0	7.2	13	12	11	2	8	3	1	0	0	44	2.739	9.4	3.5	



EDDIE MORGAN

YEARS AT TULANE: 1923-1926

MLB DEBUT: 4/11/1928

POSITION: 1B/RF

One of the best hitters in his day, Eddie Morgan enjoyed an illustrious seven-year career in the big leagues with the Cleveland Indians and Boston Red Sox. During his career, the Cairo, Ill., native posted a career-line of .313 with 52 home runs, 473 RBI and 36 stolen bases in 771 games. In 1930, Morgan had an outstanding season in which he batted .349 with 26 homers and 136 RBI. That year, he ranked ninth in batting in the AL, while coming in at 6th in home runs and RBI in the junior circuit. The following season, Morgan's .351 batting average was good for third best in the league. After six seasons in Cleveland, Morgan was purchased by the Boston Red Sox. For his career, Morgan ranks 80th all-time in major league history in batting average (.313).



		MORGAN'S CAREER MLB NUMBERS																					
Year	TEAM	G	PA	AB	R	H	2B	3B	HR	RBI	SB	CS	BB	SO	BA	OBP	SLG	OPS	TB	GDP	HBP	SH	SF
1928	CLE	76	297	265	42	83	24	6	4	54	5	5	21	17	.313	.366	.494	.860	131	N/A	1	9	N/A
1929	CLE	93	360	318	60	101	19	10	3	37	4	3	37	24	.318	.392	.469	.861	149	N/A	2	3	N/A
1930	CLE	150	666	584	122	204	47	11	26	136	8	4	62	66	.349	.413	.601	1.014	351	N/A	1	19	N/A
1931	CLE	131	552	462	87	162	33	4	11	86	4	5	83	46	.351	.451	.511	.961	236	N/A	1	6	N/A
1932	CLE	144	637	532	96	156	32	7	4	68	7	6	94	44	.293	.402	.402	.804	214	N/A	3	8	N/A
1933	CLE	39	129	121	10	32	3	3	1	13	1	1	7	9	.264	.305	.364	.668	44	N/A	0	1	N/A
1934	BOS	138	617	528	95	141	28	4	3	79	7	1	81	46	.267	.367	.352	.719	186	N/A	2	6	N/A
TOTALS	7 YRS	771	3258	2810	512	879	186	45	52	473	36	25	385	252	.313	.398	.467	.864	1311	N/A	10	52	N/A

**MLB DEBUT: 9/5/1978**

POSITION: P

Year	TEAM	W	L	ERA	APP	GS	CG	HOFER'S CAREER HLT NUMBERS															
								SHO	SV	IP	H	R	ER	HR	BB	SO	HBP	BK	WP	BF	WHIP	BB/9	K/9
1978	SDP	0	2	11.74	5	2	0	0	0	7.2	15	10	10	1	5	5	0	0	1	40	2.609	5.9	7.9
1979	SDP	4	4	3.08	38	5	0	0	2	73.0	57	30	25	6	37	59	1	1	1	309	1.288	4.6	5.3
1980	SDP	8	7	3.68	37	23	3	1	2	168.2	149	74	69	9	86	109	3	1	3	719	1.393	4.6	5.8
1981	SDP	5	14	4.28	23	22	2	0	0	138.2	156	72	66	10	50	70	0	0	4	613	1.486	3.2	4.5
1982	STL	12	11	4.05	35	30	7	1	0	184.1	196	89	83	16	80	84	0	1	9	795	1.497	3.9	4.1
1983	CHW	0	0	4.38	6	0	0	0	0	12.1	13	11	6	1	6	4	0	0	5	57	1.541	4.4	2.9
1985	OAK	1	1	4.13	23	1	0	0	0	48.0	41	25	22	3	25	29	0	0	0	209	1.375	4.7	5.4
TOTALS	7 YRS	30	39	4.00	167	83	12	2	5	632.2	627	311	281	46	289	360	4	3	23	2742	1.448	4.1	5.1



MLB DEBUT: 5/6/2007

POSITION: P

Year	TEAM	W	L	ERA	APP	GS	CG	SHO	SV	IP	H	R	ER	HR	BB	SO	HBP	BK	WP	BF	WHIP	BB/9	K/9
2007	ARI	8	8	4.30	29	27	2	1	0	152.2	146	81	73	20	50	106	14	0	5	651	1.284	2.9	6.2
2008	ARI	6	9	5.93	22	18	0	0	0	104.2	104	73	69	14	41	87	12	0	4	466	1.385	3.5	7.5
2009	CIN	7	12	5.34	26	19	0	0	1	119.2	126	75	71	18	64	68	6	0	1	542	1.588	4.8	5.1
2010	CIN	3	2	5.40	22	0	0	0	0	33.1	28	20	20	3	25	35	3	1	1	153	1.590	6.8	9.5
2011	ARI	8	0	3.57	33	4	0	0	0	63.0	56	27	25	8	23	44	2	0	3	263	1.254	3.3	6.3
2012	SDP	0	2	2.79	6	0	0	0	0	9.2	8	4	3	1	5	7	1	0	0	41	1.345	4.7	6.5
TOTALS	6 YRS	32	33	4.86	138	68	2	1	1	483.0	468	280	261	64	208	347	38	1	14	2116	1.400	3.9	6.5

Year	TEAM	G	PA	AB	R	H	2B	3B	HR	RBI	SB	CS	BB	SO	BA	OBP	SLG	OPS	TB	GDP	HBP	SH	SF
2007	ARI	35	64	60	9	20	7	1	4	15	0	0	2	16	.333	.349	.683	1.033	152	0	0	1	1
2008	ARI-CIN	40	62	56	7	17	3	0	1	6	0	0	5	21	.304	.361	.411	.771	97	2	0	1	0
2009	CIN	41	58	54	7	14	4	1	3	10	0	0	1	19	.259	.281	.537	.818	110	0	1	1	1
2010	CIN	27	14	14	2	3	0	0	1	3	0	0	0	6	.214	.214	.429	.643	67	0	0	0	0
2011	ARI	34	19	19	2	4	0	0	0	1	0	0	0	8	.211	.211	.211	.421	15	0	0	0	0
2012	SDP	6	2	2	0	0	0	0	0	0	0	0	0	2	.000	.000	.000	.000	0	0	0	0	0
TOTALS	6 YRS	183	219	205	27	58	14	2	9	35	0	0	8	72	.283	.310	.502	.813	106	2	1	3	2

Tulane Players in MLB, All-Time	24
First Tulane Player in MLB	Carl Lind
	Cleveland Indians, 1927
First Tulane Pitcher in MLB	Steve Mura
	San Diego Padres, 1978
Most Career Home Runs	52
	Eddie Morgan, 1928-1934

Most Career Strikeouts	360
Steve Mura, 1978-1985	
Highest Draft Pick to Reach MLB . .	Michael Aubrey
11th Overall Pick, 2003	
Lowest Draft Pick to Reach MLB . . .	Kevin Mmahat
805th Overall Pick, 1987	
Free Agents to Reach MLB	Five

Most Tulane Players in One Season 6 (2013)
 B. Boguevich, P. Claiborne, B. Gomes, A. Loup, J. Prince, J. Zeid

Longest Stretch of Tulane in MLB 1978-1995

Current Stretch of Tulane in MLB 1999-Present

Total Tulane Hitters in MLB, All-Time 13*

Total Tulane Pitchers in MLB, All-Time 12

*Note: Owines credited with hitting and pitching as he has been used as a pinch hitter



TULANE IN THE MAJORS



JOSH PRINCE

YEARS AT TULANE: 2008-2009

MLB DEBUT: 4/6/2013


POSITION: OF, 3B

At the young age of 25 years old, Josh Prince earned his first callup to the Milwaukee Brewers - the team that selected him in the third round of the 2009 amateur draft - on April 6, 2013, making his debut on the same day. The following day, he earned his first career hit, a ground-rule double off Arizona Diamondbacks All-Star closer J.J. Putz. He scored his first career run the next play. Prince was sent back down to Triple-A Nashville in May, only to be called back up again in June for a few games while the Brewers were short on bench bats. Prince played very well at the Triple-A level, and should see time again in the big leagues over the course of the next few years.



PRINCE'S CAREER MLB NUMBERS

Year	TEAM	G	PA	AB	R	H	2B	3B	HR	RBI	SB	CS	BB	SO	BA	OBP	SLG	OPS	TB	GDP	HBP	SH	SE
2013	MIL	8	9	8	3	1	1	0	0	0	0	0	1	1	.125	.222	.250	.472	2	1	0	0	0
TOTALS	1YR	8	9	8	3	1	1	0	0	0	0	0	1	1	.125	.222	.250	.472	2	1	0	0	0



MIKE ROMANO

YEARS AT TULANE: 1991-1993

MLB DEBUT: 9/5/1999

POSITION: P

Mike Romano may have had a short Major League Baseball career, appearing in only three games for the Toronto Blue Jays in 1999, but he ranks as one of the best pitchers in Tulane history. The Chalmette, La., native owns the school record for career complete games (29) and strikeouts (389), while posting 31 wins, 389.2 innings pitched and 53 starts - all second in Tulane history. Romano pitched 0.1 innings in his MLB-debut against the Kansas City Royals on Sept. 5, 1999 before posting his first strikeout on Sept. 17, 1999. In his last game as a MLB pitcher, Romano fanned All-Stars David Justice and Travis Fryman of the Cleveland Indians on Sept. 24, 1999. Romano pitched successfully at the Triple-A level until 2004 before embarking on a baseball career in Korea and Japan.



ROMANO'S CAREER MLB NUMBERS

Year	TEAM	W	L	ERA	APP	GS	CG	SHO	SV	IP	H	R	ER	HR	BB	SO	HBP	BK	WP	BF	WHIP	BB/9	K/9
1999	TOR	0	0	11.81	3	0	0	0	0	5.1	8	8	7	1	5	3	0	0	0	28	2.438	8.4	5.1
TOTALS	1YR	0	0	11.81	3	0	0	0	0	5.1	8	8	7	1	5	3	0	0	0	28	2.438	8.4	5.1




FRANK WILLS

YEARS AT TULANE: 1978-1980

MLB DEBUT: 7/31/1983

POSITION: P

Frank Wills became the first Tulane player to be selected in the first round of the amateur draft when he was selected 16th overall by the Kansas City Royals in 1980. After going 4-4 in ten career starts with the Royals, Wills was shipped to the New York Mets in January 1985 in a four-team trade. Without suiting up for the the Mets, he was then sent to the Seattle Mariners, where he pitched a career-high 123.0 innings in 1985, including his lone complete game - a 2-0 loss to the Twins' Hall of Famer Bert Blyleven. That season, he won five games and fanned 67 batters. He wrapped up his career with both the Cleveland Indians and the Toronto Blue Jays, including a 6-4 season with 44 appearances with a career-high 72 strikeouts in 1990, his second-to-last season in the majors.




WILLS' CAREER MLB NUMBERS

Year	TEAM	W	L	ERA	APP	GS	CG	SHO	SV	IP	H	R	ER	HR	BB	SO	HBP	BK	WP	BF	WHIP	BB/9	K/9
1983	KCR	2	1	4.15	6	4	0	0	0	34.2	35	17	16	2	15	23	0	0	3	152	1.442	3.9	6.0
1984	KCR	2	3	5.11	10	5	0	0	0	37.0	39	21	21	3	13	21	0	0	2	161	1.405	3.2	5.1
1985	SEA	5	11	6.00	24	18	1	0	1	123.0	122	85	82	18	68	67	3	1	9	541	1.545	5.0	4.9
1986	CLE	4	4	4.91	26	0	0	0	4	40.1	43	23	22	6	16	32	0	0	2	182	1.463	3.6	7.1
1987	CLE	0	1	5.06	6	0	0	0	1	5.1	3	3	3	0	7	4	0	0	0	26	1.875	11.8	6.8
1988	TOR	0	0	5.23	10	0	0	0	0	20.2	22	12	12	2	6	19	0	0	1	89	1.355	2.6	8.3
1989	TOR	3	1	3.66	24	4	0	0	0	71.1	65	31	29	4	30	41	1	0	4	302	1.332	3.8	5.2
1990	TOR	6	4	4.73	44	4	0	0	0	99.0	101	54	52	13	38	72	1	0	1	422	1.404	3.5	6.5
1991	TOR	0	1	16.62	4	0	0	0	0	4.1	8	8	8	2	5	2	1	0	0	27	3.000	10.4	4.2
TOTALS	9YRS	22	26	5.06	154	35	1	0	6	435.2	438	254	245	50	198	281	6	1	22	1902	1.460	4.1	5.8



TULANE IN THE MAJORS




JOSH ZEID

YEARS AT TULANE: 2008-2009

MLB DEBUT: 7/30/2013


POSITION: P

A two-year star for the Green Wave in the late 2000s, Josh Zeid is the most recent former Tulane baseball player to make his debut in the majors, as he earned a July callup to the Houston Astros in 2013. A 10th-round pick of the Philadelphia Phillies in 2009, Zeid was a star at the minor league level, earning the MiLB Best Reliever (Class A-Full Season) award with the Lakewood BlueClaws, fanning 111 in 107.3 innings with just 27 walks. He moved to the starting rotation in Double-A the following season before being dealt to the Astros for All-Star outfielder Hunter Pence. During his rookie year with the Astros, Zeid made 25 appearances out of the bullpen, striking out 24 in 27.2 innings with an 0-1 record and a 3.90 ERA, including a save against the Seattle Mariners on Sept. 11, 2013.



OWINGS' CAREER MLB NUMBERS (PITCHING)

Year	TEAM	W	L	ERA	APP	GS	CG	SHO	SV	IP	H	R	ER	HR	BB	SO	HBP	BK	WP	BF	WHIP	BB/9	K/9
2013	HOU	0	1	3.90	25	0	0	0	1	27.2	26	12	12	3	12	24	1	0	2	118	1.373	3.9	7.8
TOTALS	1 YR	0	1	3.90	25	0	0	0	1	27.2	26	12	12	3	12	24	1	0	2	118	1.373	3.9	7.8



Gerald Alexander
Tulane: 1987-1989
MLB: 1990-1992



Michael Aubrey
Tulane: 2001-2003
MLB: 2008-2009



Brian Bogusevic
Tulane: 2003-2005
MLB: 2010-Present



Bobby Brown
Tulane: 1945
MLB: 1946-1952, 1954



Andy Cannizaro
Tulane: 1998-2001
MLB: 2006, 2008




Preston Claiborne
Tulane: 2007-2010
MLB: 2013-Present



Jack Cressend
Tulane: 1994-1996
MLB: 2001-2004



Brad Emaus
Tulane: 2005-2007
MLB: 2011



Jim Gaudet
Tulane: 1974-1976
MLB: 1978-1979




Tony Giarratano
Tulane: 2001-2003
MLB: 2005



Brandon Gomes
Tulane: 2003, 2005-2007
MLB: 2011-Present



Mark Hamilton
Tulane: 2004-2006
MLB: 2010-2011



Gene Harris
Tulane: 1986
MLB: 1989-1995



Carl Lind
Tulane: 1923-1925
MLB: 1927-1930




Aaron Loup
Tulane: 2007-2009
MLB: 2012-Present




Tommy Manzella
Tulane: 2002-2005
MLB: 2009-2010



Kevin Mmahat
Tulane: 1984-1986
MLB: 1989




Eddie Morgan
Tulane: 1987-1989
MLB: 1928-1934



Steve Mura
Tulane: 1974-1976
MLB: 1978-1983, 1985



Micah Owings
Tulane: 2005
MLB: 2007-2012



Josh Prince
Tulane: 2008-2009
MLB: 2013-Present



Mike Romano
Tulane: 1991-1993
MLB: 1999



Frank Wills
Tulane: 1978-1980
MLB: 1983-1991



Josh Zeid
Tulane: 2008-2009
MLB: 2013-Present



CAREER RECORDS - HITTING

Batting Average *

1.	.380	Dan Wagner (346-910)	1983-86
2.	.373	Rob Segedin (171-459)	2008-10
3.	.371	John Olsen (117-315)	1980-81
4.	.368	Michael Aubrey (268-729)	2001-03
5.	.361	James Jurries (344-953)	1999-02
	.361	Tookie Spann (258-715)	1985-88
7.	.359	John Zelenka (277-772)	1980-83
8.	.357	David Smith (149-417)	1986-87
9.	.355	Brian Hughes (342-963)	1995-98
10.	.353	Clint Allen (195-552)	1993-95

Slugging Percentage *

1.	.758	Jason Sparks (443 AB)	1998-99
2.	.680	Dan Wagner (910 AB)	1983-86
3.	.659	Thomas Mathews (546 AB)	1982-84
4.	.657	Tookie Spann (715 AB)	1985-88
	.657	John Olsen (315 AB)	1980-81
6.	.648	James Jurries (953 AB)	1999-02
7.	.640	Jake Gautreau (799 AB)	1999-01
8.	.634	Chad Sutter (920 AB)	1996-99
9.	.625	Rob Segedin (459 AB)	2008-10
10.	.615	Michael Aubrey (729 AB)	2001-03

On-Base Percentage *

1.	.509	Steve Riley (595 AB)	1981-84
2.	.480	Lauren Flores (341 AB)	1988-89
3.	.476	Neal Comarda (306 AB)	1975-78
	.476	Tookie Spann (715 AB)	1985-88
5.	.474	Jason Sparks (443 AB)	1998-99
6.	.463	Rob Segedin (459 AB)	2008-10
7.	.458	William Rapp (788 AB)	1984-87
8.	.457	Dan Wagner (910 AB)	1983-86
9.	.454	Bill Hrapmann (333 AB)	1978-81
10.	.450	James Jurries (953 AB)	1999-02

Games Played

1.	248	Andy Cannizaro	1998-01
2.	247	Jonny Kaplan	1999-03
3.	244	Brian Hughes	1995-98
	244	Dan Wagner	1983-86
	244	Chad Sutter	1996-99
	244	Tommy Manzella	2002-05
7.	241	Nathan Southard	2003-06
8.	239	James Jurries	1999-02
9.	233	William Rapp	1984-87
10.	231	Larry Schneider	1991-94



Steve Riley was among the most accomplished Green Wave hitters during his era, setting the school record for on-base percentage (.509). Riley belted out 207 hits and walked 201 times from 1981-84.



Maybe the best pure hitter to roam the Uptown campus, Dan Wagner starred for the Olive and Blue from 1983-86 and still owns a handful of career records. Wagner is the all-time leader in batting average (.380), triples (16) and total bases (619) mark, while tying for the top spot on the runs scored list (284).

Game Started

1.	246	Andy Cannizaro	1998-01
2.	241	Brian Hughes	1995-98
	241	Chad Sutter	1996-99
4.	240	Tommy Manzella	2002-05
5.	238	James Jurries	1999-02
6.	221	Garrett Cannizaro	2010-13
7.	219	Nathan Southard	2003-06
8.	218	Seth Henry	2006-09
9.	217	Jeremy Schaffer	2009-12
10.	214	Craig Brown	1995-98

At Bats

1.	1030	Andy Cannizaro	1998-01
2.	963	Brian Hughes	1995-98
3.	953	James Jurries	1999-02
4.	939	Tommy Manzella	2002-05
5.	920	Chad Sutter	1996-99
6.	910	Dan Wagner	1983-86
7.	907	Jonny Kaplan	1999-03
8.	864	Nathan Southard	2003-06
9.	836	Keith Graffagnini	1995-98
10.	823	Garrett Cannizaro	2010-13

Runs Scored

1.	284	Dan Wagner	1983-86
	284	James Jurries	1999-02
3.	277	William Rapp	1984-87
4.	258	Andy Cannizaro	1998-01
5.	256	Brian Hughes	1995-98
6.	235	Jonny Kaplan	1999-03
7.	229	Chad Sutter	1996-99
8.	220	Craig Brown	1995-98
9.	204	Nathan Southard	2003-06
	204	Tookie Spann	1985-88

Hits

1.	350	Andy Cannizaro	1998-01
2.	346	Dan Wagner	1983-86
3.	344	James Jurries	1999-02
4.	342	Brian Hughes	1995-98
5.	315	Chad Sutter	1996-99
6.	307	Tommy Manzella	2002-05
	307	Jonny Kaplan	1999-03
8.	280	Keith Graffagnini	1995-98
9.	277	Nathan Southard	2003-06
	277	John Zelenka	1980-83

Doubles

1.	85	Andy Cannizaro	1998-01
2.	79	Brian Hughes	1995-98
3.	70	Dan Wagner	1983-86
4.	66	James Jurries	1999-02
5.	64	Tommy Manzella	2002-05
6.	61	Nathan Southard	2003-06
7.	60	Keith Graffagnini	1995-98
8.	58	Jason Fitzgerald	1995-97
9.	57	Jeremy Schaffer	2009-12
10.	56	Seth Henry	2006-09

Triples

1.	16	Dan Wagner	1983-86
2.	14	Thomas Mortan	1991-92
3.	11	John Zelenka	1980-83
	11	James Jurries	1999-02
5.	10	Brian Hughes	1995-98
	10	Craig Brown	1995-98
7.	9	William Rapp	1984-87
	9	Mike Pursell	1996-98
9.	8	Brandon Boudreaux	2010-13
	8	Anthony Scelfo	2006-08
	8	Nathan Southard	2003-06
	8	David Stokes	1977-80
	8	Sam Dozier	1978-81
	8	Bryan Brown	1989-91
	8	Gregg Barrios	1981-83
	8	Brian Bogusevic	2003-05

Home Runs

1.	75	Chad Sutter	1996-99
2.	62	James Jurries	1999-02
3.	58	Jake Gautreau	1999-01
4.	57	Dan Wagner	1983-86
5.	52	Tookie Spann	1985-88
6.	49	Jason Sparks	1998-99
7.	45	Thomas Mathews	1982-84
8.	41	Jeremy Schaffer	2009-12
9.	38	Michael Aubrey	2001-03
10.	37	Steve Riley	1981-84

Runs Batted In

1.	280	Chad Sutter	1996-99
2.	272	Dan Wagner	1983-86
3.	259	Tookie Spann	1985-88
4.	257	James Jurries	1999-02
5.	233	Jake Gautreau	1999-01
6.	214	Keith Graffagnini	1995-98
7.	200	Michael Aubrey	2001-03
8.	194	Jeremy Schaffer	2009-12
9.	179	Thomas Mathews	1982-84
10.	176	Andy Cannizaro	1998-01

Total Bases

1.	619	Dan Wagner	1983-86
2.	618	James Jurries	1999-02
3.	583	Chad Sutter	1996-99
4.	511	Jake Gautreau	1999-01
5.	507	Brian Hughes	1995-98
6.	479	Andy Cannizaro	1998-01
7.	470	Tookie Spann	1985-88
8.	449	Tommy Manzella	2002-05
9.	448	Michael Aubrey	2001-03
10.	447	Keith Graffagnini	1995-98

CAREER RECORDS - HITTING

Walks

1.	233	William Rapp	1984-87
2.	201	Steve Riley	1981-84
3.	171	Larry Schneider	1991-94
4.	166	Craig Brown	1995-98
5.	163	Glen Fourmaux	1981-84
6.	159	Tookie Spann	1985-88
7.	156	Chad Sutter	1996-99
8.	145	James Jurries	1999-02
9.	142	Brian Hughes	1995-98
10.	130	Dan Wagner	1983-86

Hit by Pitch

1.	44	Nathan Southard	2003-06
2.	43	Andy Cannizaro	1998-01
3.	37	Keith Graffagnini	1995-98
4.	34	Jason Sparks	1998-99
5.	27	Michael Aubrey	2001-03
6.	26	Lance Licciardi	1991-93
7.	25	Brennan Middleton	2010-13
7.	24	Rick Chanove	1990-93
8.	22	Jonny Kaplan	1999-03
9.	21	Blake Crohan	2010-13
	21	Garrett Cannizaro	2010-13
	21	Mark Hamilton	2004-06

Strikeouts

1.	180	Chad Sutter	1996-99
2.	161	Darrin Dares	1987-90
3.	157	James Jurries	1999-02
4.	155	Tommy Manzella	2002-05
5.	152	Brad Burckel	1992-94
6.	140	Brian Hughes	1995-98
7.	130	Seth Henry	2006-09
8.	128	Jake Gautreau	1999-01
	128	Aja Barto	2006-08
10.	126	Nathan Southard	2003-06

Sacrifice Flies

1.	21	Andy Cannizaro	1998-01
2.	17	Chad Sutter	1996-99
	17	Jeremy Schaffer	2009-12
4.	16	Tookie Spann	1985-88
5.	15	Ronnie Brown	1987-89
	15	Dan Wagner	1983-86
7.	14	Steve Shirley	1998,00-01
8.	13	Michael Aubrey	2001-03
	13	Jake Gautreau	1999-01
	13	Matt Groff	1999-01
	13	Seth Henry	2006-09
	13	Brian Bormaster	2002-04
	13	Ronald Marigny	1984-86
	13	Brad Emaus	2005-07
	13	James Jurries	1999-02

* - Minimum of 300 at-bats/500 chances to qualify

Sacrifice Hits

1.	29	Nick Boullosa	2008-11
2.	27	Brennan Middleton	2010-13
3.	25	Andy Cannizaro	1998-01
4.	24	Cat Everett	2005-07
5.	23	Rick Chanove	1990-93
6.	22	Tommy Manzella	2002-05
7.	20	Nathan Southard	2003-06
	20	Jonny Kaplan	1999-03
9.	19	Garrett Cannizaro	2010-13
	19	Seth Henry	2006-09
	19	Craig Brown	1995-98

Stolen Bases

1.	128	Andy Cannizaro (128-150)	1998-01
2.	107	Jonny Kaplan (107-126)	1999-03
3.	98	Brian Hughes (98-131)	1995-98
4.	87	William Rapp (87-100)	1984-87
5.	80	James Jurries (80-95)	1999-02
6.	76	John Foto (76-76)	1974-77
7.	69	Glen Fourmaux (69-75)	1981-84
8.	68	Gary Roney (68-68)	1973-76
9.	67	Josh Prince (67-80)	2008-09
10.	66	Dan Wagner (66-82)	1983-86

Fielding Percentage *


1.	.996	Chad Sutter (1563-151-7)	1996-99
2.	.991	Nathan Southard (534-14-5)	2003-06
3.	.991	Curtis Zimmerman (840-33-8)	1970-73
4.	.991	Thomas Mathews (1378-102-14)	1982-84
5.	.990	Sean Potkey (893-66-10)	2012-13
6.	.990	Brian Reaney (516-50-6)	1987
7.	.989	Carlos Cambo (597-58-7)	1980-81
8.	.989	Blake Crohan (487-39-6)	2010-12
9.	.988	Larry Schneider (1656-195-23)	1991-94
10.	.987	Mark Hamilton (702-35-10)	2004-06

Chances

1.	1874	Larry Schneider	1991-94
2.	1721	Chad Sutter	1996-99
3.	1601	Keith Graffagnini	1995-98
4.	1494	Thomas Mathews	1982-84
5.	1407	Jeremy Schaffer	2009-12
6.	1242	James Jurries	1999-02
7.	1196	Andy Cannizaro	1998-01
8.	1145	Michael Aubrey	2001-03
9.	1117	Sam Honeck	2008-09
	1117	Tommy Manzella	2002-05

Putouts

1.	1656	Larry Schneider	1991-94
2.	1563	Chad Sutter	1996-99
3.	1478	Keith Graffagnini	1995-98
4.	1378	Thomas Mathews	1982-84
5.	1226	Jeremy Schaffer	2009-12
6.	1034	Sam Honeck	2008-09
7.	1027	Michael Aubrey	2001-03
8.	982	Greg Dini	2004-05
9.	950	John Reich	1983-86
10.	915	Matt Ryan	2008-11



From 1996-99, Chad Sutter assaulted opposing pitchers to the tune of 75 home runs and 280 RBI's, both career records at Tulane. Sutter was the first player in Conference USA history to earn the Freshman and Player of the Year awards during his career.

Assists

1.	722	Andy Cannizaro	1998-01
2.	660	Glen Fourmaux	1981-84
3.	649	Brennan Middleton	2010-13
4.	646	Tommy Manzella	2002-05
5.	554	Seth Henry	2006-09
6.	544	Garrett Cannizaro	2010-13
7.	519	Rick Chanove	1990-93
8.	492	John Zelenka	1980-83
9.	459	Tony Giarratano	2001-03
10.	432	William Vogt	1978-81

Errors

1.	66	Ronald Marigny	1984-86
2.	63	Brad Burckel	1992-94
3.	62	Andy Cannizaro	1998-01
4.	60	Glen Fourmaux	1981-84
5.	59	James Jurries	1999-02
6.	53	David Stokes	1977-80
	53	Rick Chanove	1990-93
8.	52	Tommy Manzella	2002-05
9.	51	Michael Johns	1996-97
10.	49	Tookie Spann	1985-88

Double Plays Turned

1.	148	Andy Cannizaro	1998-01
2.	131	Tommy Manzella	2002-05
3.	124	Brennan Middleton	2010-13
4.	116	James Jurries	1999-02
5.	87	Michael Aubrey	2001-03
	87	Tony Giarratano	2001-03
7.	86	Garrett Cannizaro	2010-13
8.	84	Seth Henry	2006-09
9.	82	Mickey McKee	1998-00
10.	79	Brad Emaus	2005-07
	79	Sam Honeck	2008-09

Triple Plays Turned

1.	2	Brad Emaus	2005-07
2.	1	Joe Holland	2004-05
	1	Mark Hamilton	2004-06
	1	Mickey McKee	1998-00
	1	Cat Everett	2005-07
	1	Micah Owings	2005
	1	James Jurries	1999-02
	1	Andy Cannizaro	1998-01



Brennan Middleton was a staple in the middle of Tulane's infield from 2010-13, and his name can be found throughout the record books for his defensive prowess. Not only was he a selfless player at the plate, ranking second in the career sacrifice hits category with 27, but he was solid with his glove, recording 649 assists, while turning 124 double plays - both third in Tulane Green Wave history.



CAREER RECORDS - PITCHING

Earned Run Average *

1.	1.71	Steve Mura (263.2 IP)	1974-76
2.	1.75	Christopher Winter (164.2 IP)	1969-71
3.	1.97	John Olagues (169.1 IP)	1965-66
4.	2.12	Robert Thomas (212.0 IP)	1968-71
5.	2.53	Edward Bernard (174.1 IP)	1970-73
6.	2.60	Jason Navarro (208.0 IP)	1995-97
7.	2.65	Shooter Hunt (200.1 IP)	2007-08
8.	2.90	Anthony Beaulieu (202.0 IP)	1972-75
9.	3.01	Nick Pepitone (161.2 IP)	2008-11
10.	3.20	Joseph Tkac (245.0 IP)	1976-79

Opponents Batting Average *

1.	.204	Shooter Hunt (200.1 IP)	2007-08
2.	.224	Jason Navarro (208.0 IP)	1995-97
3.	.231	Sean Morgan (257.1 IP)	2005-07
4.	.236	Todd Dyess (195.1 IP)	1992-94
5.	.241	David Napoli (220.0 IP)	2010-13
6.	.244	Josh Bobbit (196.1 IP)	1997-98
7.	.245	Nick Pepitone (161.2 IP)	2008-11
8.	.245	Nick Bourgeois (187.2 IP)	2000-02
9.	.245	Alex Lontayo (285.1 IP)	1995-98
10.	.255	Joey Charron (226.0 IP)	2001-04

Walks Per Nine Innings *

1.	1.41	Conrad Flynn (261.1 IP)	2009-11
2.	1.67	Billy Mohl (308.0 IP)	2003-06
3.	1.77	Daniel Latham (203.0 IP)	2004-07
4.	1.92	Brandon Gomes (351.0 IP)	2003-07
5.	2.19	Cory Hahn (176.2 IP)	2003-04
6.	2.25	Scott Bell (303.1 IP)	1995-98
7.	2.29	Josh Bobbit (196.1 IP)	1997-98
8.	2.34	Jared Berkowitz (415.2 IP)	1997-00
9.	2.57	Brian Bogusevic (276.1 IP)	2003-05
10.	2.58	Alex Byo (268.2 IP)	2010-13

Strikeouts Per Nine Innings *

1.	14.03	John Olagues (169.1 IP)	1965-66
2.	10.96	Ivan Zweig (290.2 IP)	1991-94
3.	10.82	Jason Navarro (208.0 IP)	1995-97
4.	10.51	Steve Mura (263.2 IP)	1974-76
5.	10.33	Shooter Hunt (200.1 IP)	2007-08
6.	10.14	Todd Dyess (195.1 IP)	1992-94
7.	10.11	Sean Morgan (257.1 IP)	2005-07
8.	9.96	Jack Cressend (249.1 IP)	1994-96
9.	9.78	Gerald Alexander (308.1 IP)	1987-89
10.	9.64	Joey Charron (226.0 IP)	2001-04



The ninth inning was owned by Daniel Latham during his career at Tulane, as the right-hander compiled 43 saves during his four season on campus. From 2004-2007, Latham appeared in 122 games on the mound, which ranks second in school history, and his saves total sits atop the Tulane and Conference USA record books.

Wins

1.	38	Jared Berkowitz (38-14)	1997-00
1.	32	Marc Desjardins (32-13)	1981-84
2.	31	Mike Romano (31-17)	1991-93
3.	26	J.R. Crowel (26-5)	2003-07
	26	Scott Bell (26-12)	1995-98
	26	Kenneth Francingues (26-9)	1977-79
6.	25	Billy Mohl (25-7)	2003-06
	25	Brian Bogusevic (25-11)	2003-05
	25	Sam Amarena (25-11)	1984-87
10.	24	Brandon Gomes (24-15)	2003-07
	24	Ricky Pursell (24-3)	1984-87

Losses

1.	17	Mike Romano (31-17)	1991-93
	17	Alex Lontayo (21-17)	1995-98
	17	Conrad Flynn (14-17)	2009-11
4.	15	Ivan Zweig (19-15)	1991-94
	15	Brandon Gomes (24-15)	2003-07
	15	Jack Cressend (18-15)	1994-96
7.	14	Juan Ibieta (12-14)	1990-93
	14	Henri Saunders (7-14)	1989-90
	14	Jared Berkowitz (38-14)	1997-00
10.	13	Marc Desjardins (32-13)	1981-84
	13	Vincent DeGrouttola (19-13)	1974-77
	13	Frank Wills (14-13)	1978-80
	13	Joey Charron (18-13)	2001-04
	13	Todd Dyess (8-13)	1992-94
	13	Joseph Tkac (21-13)	1976-79

Saves

1.	43	Daniel Latham	2004-07
2.	31	Nick Pepitone	2008-11
3.	28	Joey Charron	2001-04
4.	27	Brandon Belanger	1999-00
5.	20	Todd Ardoine	1995-98
6.	13	D.J. Ponder	2009-12
7.	12	Ian Gibaut	2013
	12	Juan Ibieta	1990-93
9.	10	Preston Claiborne	2007-10
	10	Brian Gibbs	1991-94

Appearances

1.	125	Joey Charron	2001-04
2.	122	Daniel Latham	2004-07
3.	109	Todd Ardoine	1995-98
4.	100	Nick Pepitone	2008-11
5.	84	Preston Claiborne	2007-10
6.	79	Scott Bell	1995-98
7.	78	Thomas Little	1983-86
8.	77	Brian Gibbs	1991-94
9.	76	Craig Brown	1995-98
10.	72	Brandon Belanger	1999-00
	72	Brandon Gomes	2003-07

Games Started

1.	58	Jared Berkowitz	1997-00
2.	53	Mike Romano	1991-93
3.	51	Brandon Gomes	2003-07
4.	50	J.R. Crowel	2003-07
5.	44	Alex Lontayo	1995-98
	44	Glen Leaveau	1986-89
	44	Billy Mohl	2003-06
8.	43	Mike Borgatti	1983-86
	43	Conrad Flynn	2009-11
10.	42	Ivan Zweig	1991-94

Complete Games


1.	29	Mike Romano	1991-93
2.	27	Marc Desjardins	1981-84
	27	Steve Mura	1974-76
4.	23	Gerald Alexander	1987-89
5.	22	Kenneth Francingues	1977-79
6.	20	Joseph Tkac	1976-79
	20	Sam Amarena	1984-87
8.	19	Vincent DeGrouttola	1974-77
9.	17	Anthony Beaulieu	1972-75
10.	16	Christopher Winter	1969-71

Shutouts

1.	5	Robert Thomas	1968-71
	5	Edward Bernard	1970-73
3.	4	Mike Borgatti	1983-86
4.	3	Ivan Zweig	1991-94
	3	Anthony Beaulieu	1972-75
	3	Frank Wills	1978-80
	3	Donald Simpson	1967-69
	3	Mike Romano	1991-93
	3	Glen Leaveau	1986-89
	3	Christopher Winter	1969-71
	3	Joseph Tkac	1976-79

Innings Pitched

1.	415.2	Jared Berkowitz	1997-00
2.	389.2	Mike Romano	1991-93
3.	351.0	Brandon Gomes	2003-07
4.	340.1	Sam Amarena	1984-87
5.	331.0	Marc Desjardins	1981-84
6.	308.1	Gerald Alexander	1987-89
7.	308.0	Billy Mohl	2003-06
8.	303.1	Scott Bell	1995-98
9.	302.1	J.R. Crowel	2003-07
10.	290.2	Ivan Zweig	1991-94



In 58 career starts from 1997-2000, left-hander Jared Berkowitz compiled 38 victories and tossed 415.2 innings. All three of those totals are tops among Green Wave pitchers, while Burkowitz ranks among the career leaders in two other categories.



CAREER RECORDS - PITCHING

Hits Allowed

1.	459	Jared Berkowitz	1997-00
2.	412	Brandon Gomes	2003-07
3.	364	Marc Desjardins	1981-84
4.	352	Billy Mohl	2003-06
5.	347	Scott Bell	1995-98
6.	335	Mike Romano	1991-93
7.	309	J.R. Crowel	2003-07
8.	307	Sam Amarena	1984-87
9.	296	Brian Bogusevic	2003-05
10.	281	Glen Leaveau	1986-89

Runs Allowed

1.	223	Jared Burkowitz	1997-00
2.	203	Brandon Gomes	2003-07
3.	197	Sam Amarena	1984-87
4.	189	Mike Romano	1991-93
5.	185	Scott Bell	1995-98
6.	175	Marc Desjardins	1981-84
7.	173	Ivan Zweig	1991-94
8.	169	Mike Borgatti	1983-86
9.	166	Billy Mohl	2003-06
10.	164	Glen Leaveau	1986-89

Earned Runs Allowed

1.	180	Brandon Gomes	2003-07
2.	173	Jared Berkowitz	1997-00
3.	157	Scott Bell	1995-98
4.	145	Sam Amarena	1984-87
5.	143	Marc Desjardins	1981-84
6.	143	Mike Romano	1991-93
7.	138	Billy Mohl	2003-06
8.	134	Alex Lontayo	1995-98
9.	133	Barth Melius	1998-01
10.	129	J.R. Crowel	2003-07

Walks Allowed

1.	206	Mike Romano	1991-93
2.	177	Joseph Tkac	1976-79
3.	173	Ivan Zweig	1991-94
4.	156	Todd Dyess	1992-94
5.	153	Frank Wills	1978-80
6.	137	Glen Leaveau	1986-89
7.	136	Alex Lontayo	1995-98
8.	130	Marc Desjardins	1981-84
9.	129	Sam Amarena	1984-87
10.	123	Kenneth Cronin	1972-75

Strikeouts

1.	389	Mike Romano	1991-93
2.	354	Ivan Zweig	1991-94
3.	335	Gerald Alexander	1987-89
4.	308	Steve Mura	1974-76
5.	303	Jared Burkowitz	1997-00
6.	290	Alex Lontayo	1995-98
7.	289	Sean Morgan	2005-07
8.	276	Brandon Gomes	2003-07
9.	276	Jack Cressend	1994-96
10.	270	Scott Bell	1995-98

Batters Faced

1.	1807	Jared Berkowitz	1997-00
2.	1547	Brandon Gomes	2003-07
3.	1336	Billy Mohl	2003-06
4.	1332	Scott Bell	1995-98
5.	1311	J.R. Crowel	2003-07
6.	1257	Mike Romano	1991-93
7.	1251	Alex Lontayo	1995-98
8.	1199	Brian Bogusevic	2003-05
9.	1138	Alex Byo	2010-13
10.	1109	Conrad Flynn	2009-11

At Bats Against

1.	1636	Jared Berkowitz	1997-00
2.	1402	Brandon Gomes	2003-07
3.	1226	Billy Mohl	2003-06
4.	1210	Scott Bell	1995-98
5.	1173	J.R. Crowel	2003-07
6.	1074	Mike Romano	1991-93
7.	1073	Alex Lontayo	1995-98
8.	1067	Brian Bogusevic	2003-05
9.	1027	Conrad Flynn	2009-11
10.	1020	Alex Byo	2010-13

Wild Pitches

1.	41	Todd Dyess	1992-94
2.	34	Sam Amarena	1984-87
3.	33	Mike Romano	1991-93
4.	33	Alex Lontayo	1995-98
5.	32	Jack Cressend	1994-96
6.	31	Ivan Zweig	1991-94
7.	29	Joey Charron	2001-04
8.	29	Jared Burkowitz	1997-00
9.	27	Sean Morgan	2005-07
10.	25	Henry Bonilla	1999-00



One of the toughest pitchers to ever toe the rubber at Tulane, Joey Charron made more appearances (125) than any other pitcher in school history. Charron ranks second in career saves (28) and sits in eighth on the opponents batting average (.255) charts.

Balks

1.	13	Alex Lontayo	1995-98
2.	11	Brandon Gomes	2003-07
3.	11	Beau Richardson	2001-02
4.	7	Jared Berkowitz	1997-98,00
5.	6	Brian Bogusevic	2003-05
6.	6	Nick Bourgeois	2000-02
7.	5	Michael Aubrey	2001-03
8.	5	Cory Hahn	2003-04
9.	5	Josh Bobbit	1997-98
10.	4	Alex Byo	2010-13
11.	4	Joey Charron	2001-04
12.	4	Aaron Loup	2007-09
13.	4	Barth Melius	1998-01
14.	4	Scott Williamson	1995-96
15.	4	Conrad Flynn	2009-11
16.	4	Brian Gibbs	1991-94
17.	4	Henry Bonilla	1999-00
18.	4	Sean Morgan	2005-07

Hit Batters

1.	33	Ivan Zweig	1991-94
2.	32	Matt Petiton	2008-10
3.	32	Brandon Gomes	2003-07
4.	30	Todd Dyess	1992-94
5.	28	Billy Mohl	2003-06
6.	29	David Napoli	2010-13
7.	27	Aaron Loup	2007-09
8.	27	Jared Burkowitz	1997-00
9.	26	Shooter Hunt	2007-08
10.	26	Jason Navarro	1995-97

Runners Picked Off

1.	20	Joey Charron	2001-04
2.	16	Beau Richardson	2001-02
3.	13	Matt Petiton	2008-10
4.	10	Billy Mohl	2003-06
5.	9	Brian Bogusevic	2003-05
6.	9	Alex Lontayo	1995-98
7.	8	Scott Williamson	1995-96
8.	6	Aaron Loup	2007-09
9.	6	J.R. Crowel	2003-07

* - Minimum of 150 innings pitched



During his two seasons on the Uptown campus, John Olagues struck out 264 batters - ranking 11th on the career charts - in 169.1 innings of work. The right-hander still sits atop the strikeouts per nine innings charts, fanning an average of 14.03 batters per nine innings of work.



SINGLE SEASON HITTING RECORDS - INDIVIDUAL

Batting Average *

1.	.439	David Stokes (61-139)	1980
2.	.434	Rob Segedin (92-212)	2010
3.	.420	Michael Aubrey (102-243)	2003
4.	.406	Dan Wagner (89-219)	1984
5.	.400	James Jurries (96-240)	2002
6.	.399	Elliott Quinones (75-188)	1988
7.	.398	Dan Wagner (90-226)	1985
8.	.395	Clint Allen (87-220)	1994
9.	.395	Andy Cannizaro (118-299)	2001
10.	.393	Chad Sutter (94-239)	1999

Slugging Percentage *

1.	.846	Jason Sparks (221 AB)	1998
2.	.809	Tookie Spann (178 AB)	1988
3.	.788	Rob Segedin (212 AB)	2010
4.	.763	Dan Wagner (219 AB)	1984
5.	.750	James Jurries (240 AB)	2002
6.	.740	Thomas Mathews (200 AB)	1983
7.	.739	Jason Fitzgerald (238 AB)	1997
8.	.733	Micah Owings (217 AB)	2005
9.	.733	Michael Aubrey (243 AB)	2003
10.	.732	Chad Sutter (239 AB)	1999

On Base Percentage *


1.	.541	David Stokes (139 AB)	1980
2.	.521	Steve Riley (163 AB)	1982
3.	.516	Rob Segedin (212 AB)	2010
4.	.513	Tookie Spann (214 AB)	1987
5.	.511	Lauren Flores (157 AB)	1988
6.	.507	Tookie Spann (178 AB)	1988
7.	.506	William Rapp (199 AB)	1987
8.	.505	Michael Aubrey (243 AB)	2003
9.	.502	William Rapp (196 AB)	1985
10.	.502	Chad Sutter (239 AB)	1999

Games Played

1.	69	Michael Aubrey	2001
	69	Andy Cannizaro	2001
	69	Jake Gautreau	2001
4.	68	Brad Emaus	2005
	68	Tommy Manzella	2005
	68	Nathan Southard	2005
	68	Tony Giarratano	2001
	68	Jonny Kaplan	2001
9.	66	Matt Barket	2005
10.	65	Joe Holland	2005
	65	Matt Groff	2001
	65	Jake Gautreau	1999
	65	James Jurries	1999
	65	David Stewart	1994



The 1980 season is one David Stokes will not forget. The senior hit .439 and reached base 54-percent of the time, setting the school standard in each categories.



Jake Gautreau (left, #24) and James Jurries (right, #16) own four of the top ten total base marks and were one of the most productive tandems in school history. Gautreau and Jurries each rank among the single season leaders in 16 categories, including twice each in home runs and total bases.

Games Started

1.	69	Michael Aubrey	2001
	69	Jake Gautreau	2001
	69	Andy Cannizaro	2001
4.	68	Brad Emaus	2005
	68	Tommy Manzella	2005
	68	Tony Giarratano	2001
7.	66	Nathan Southard	2005
8.	65	Matt Barket	2005
	65	James Jurries	1999
	65	Jake Gautreau	1999
	65	David Stewart	1994

At Bats

1.	299	Andy Cannizaro	2001
2.	290	Jake Gautreau	2001
3.	288	Tommy Manzella	2005
4.	279	Nathan Southard	2005
5.	278	James Jurries	1999
6.	277	Michael Aubrey	2001
7.	274	Tony Giarratano	2003
8.	273	Brian Hughes	1998
9.	265	Jonny Kaplan	2003
10.	264	Tony Giarratano	2001
	264	Jake Gautreau	1999

Runs Scored

1.	90	James Jurries	1999
2.	84	Jason Sparks	1998
3.	82	Jake Gautreau	2001
4.	81	William Rapp	1986
5.	80	Nathan Southard	2005
	80	Andy Cannizaro	2001
7.	79	Jonny Kaplan	2001
8.	78	William Rapp	1985
9.	77	James Jurries	2002
10.	76	Jonny Kaplan	2003
	76	Dan Wagner	1986

Hits

1.	118	Andy Cannizaro	2001
2.	104	James Jurries	1999
	104	Brian Hughes	1998
4.	103	Jake Gautreau	2001
5.	102	Michael Aubrey	2003
6.	100	Tommy Manzella	2005
	100	Michael Aubrey	2001
8.	96	James Jurries	2002
	96	Dan Wagner	1986
10.	95	Nathan Southard	2005
	95	Jonny Kaplan	2003
	95	Jake Gautreau	2000

Doubles

1.	34	Andy Cannizaro	2001
2.	29	Rob Segedin	2010
	29	Brian Hughes	1998
4.	28	Jason Fitzgerald	1996
5.	26	Dan Wagner	1986
6.	25	Keith Graffagnini	1998
7.	24	Warren McFadden	2006
	24	Nathan Southard	2005
	24	Tommy Manzella	2005
10.	23	Jeremy Schaffer	2011
	23	Jake Gautreau	2001
	23	Brian Hughes	1997

Triples

1.	9	Thomas Mortan	1991
2.	7	Anthony Scelfo	2008
	7	Dan Wagner	1984
4.	5	Nathan Southard	2006
	5	Thomas Mortan	1992
	5	David Smith	1987
	5	Dan Wagner	1986
	5	Gregg Barrios	1983
9.	4	Richard Carthon	2013
	4	Nick Schneeberger	2012
	4	Nick Boullosa	2010
	4	Josh Prince	2009
	4	Seth Henry	2008
	4	Aja Barto	2007
	4	Matt Riser	2006
	4	Micah Owings	2005
	4	Brian Bogusevic	2004
	4	Brian Bogusevic	2003
	4	James Jurries	2002
	4	Michael Aubrey	2001
	4	Matt Groff	2001
	4	James Jurries	1999
	4	Jason Fitzgerald	1997
	4	Mike Pursell	1996
	4	Craig Brown	1996
	4	Kris Didion	1995
	4	Brian Hughes	1995
	4	Brad Burckel	1993
	4	Lauren Flores	1989
	4	Bryan Brown	1989
	4	John Zelenka	1983
	4	John Zelenka	1981
	4	Reggie Reginelli	1981
	4	Marc Desjardins	1981
	4	Barry Butera	1975

SINGLE SEASON HITTING RECORDS - INDIVIDUAL

Home Runs

1.	30	Jason Sparks	1998
2.	23	Chad Sutter	1999
	23	Chad Sutter	1997
4.	21	Jake Gautreau	2001
	21	Jake Gautreau	1999
	21	Tookie Spann	1988
7.	20	Mark Hamilton	2006
	20	James Jurries	2002
	20	Jake Burnham	1999
	20	James Jurries	1999
	20	Jason Fitzgerald	1997
	20	Thomas Mathews	1983

Runs Batted In

1.	96	Jake Gautreau	2001
2.	90	Jason Sparks	1998
3.	87	Chad Sutter	1999
4.	82	Tookie Spann	1987
5.	79	Michael Aubrey	2003
	79	James Jurries	1999
	79	Jason Fitzgerald	1997
8.	76	Keith Graffagnini	1998
	76	Dan Wagner	1986
10.	75	Thomas Mathews	1984
	75	Dan Wagner	1984

Total Bases

1.	194	James Jurries	1999
2.	191	Jake Gautreau	2001
3.	187	Jason Sparks	1998
4.	180	James Jurries	2002
5.	178	Michael Aubrey	2003
6.	177	Dan Wagner	1986
7.	176	Jason Fitzgerald	1997
8.	175	Chad Sutter	1999
9.	167	Rob Segedin	2010
	167	Andy Cannizaro	2001
	167	Jake Gautreau	2000
	167	Dan Wagner	1984

Walks

1.	75	William Rapp	1986
2.	71	Glen Fourmaux	1984
3.	70	Brian Reaney	1987
4.	64	William Rapp	1985
5.	60	Lauren Flores	1988
6.	59	Steve Riley	1983
7.	58	Tookie Spann	1987
8.	54	Sam Honeck	2009
	54	Anthony Scelfo	2008
	54	Mike Pursell	1998
	54	Craig Brown	1997

Strikeouts

1.	65	Jake Burnham	1999
2.	59	Jason Sparks	1999
3.	56	Aja Barto	2007
	56	Jason Sparks	1998
5.	55	Jake Gautreau	1999
	55	Michael Johns	1996
	55	Darrin Dares	1989
8.	54	Jared Dyer	2008
9.	52	Aja Barto	2008
	52	Micah Owings	2005
	52	Brad Burckel	1992

Hit By Pitch

1.	20	Jason Sparks	1998
2.	18	Nathan Southard	2005
3.	15	Brennan Middleton	2013
4.	14	Jason Sparks	1999
	14	Richard Carthon	2013
4.	13	Nathan Southard	2006
	13	Scott Madden	2005
	13	Andy Cannizaro	1998
	13	Lance Licciardi	1993
8.	12	Multiple Occasions	
		<i>Most Recently:</i>	
		Michael Aubrey	2003

Sacrifice Flies

1.	9	Jeremy Schaffer	2009
	9	Brian Migliore	1983
	9	Glen Fourmaux	1983
	8	Multiple Occasions	
		<i>Most Recently:</i>	
		Jake Gautreau	2001
		Andy Cannizaro	2001

Sacrifice Hits

1.	14	Cat Everett	2007
2.	12	Tommy Manzella	2004
	12	Troy Mitchell	1987
4.	11	Brennan Middleton	2012
5.	10	Nick Boullosa	2011
	10	Jared Dyer	2007
	10	Jonny Kaplan	2001
8.	9	Multiple Occasions	
		<i>Most Recently:</i>	
		Brennan Middleton	2013

Stolen Bases

1.	52	Andy Cannizaro (52-58)	2001
2.	48	Josh Prince (48-55)	2009
	48	Jonny Kaplan (48-56)	2003
4.	43	William Rapp (43-49)	1986
5.	37	Glen Fourmaux (37-42)	1984
6.	35	Brian Hughes (35-37)	1998
7.	32	Brian Hughes (32-46)	1996
8.	31	Andy Cannizaro (31-36)	1999
9.	30	Jonny Kaplan (30-35)	2002
	30	James Jurries (30-35)	2002

Fielding Percentage *

1.	1.000	Nick Boullosa (137-2-0)	2011
	1.000	Ty Wallace (103-10-0)	2007
	1.000	Chad Sutter (371-46-0)	1998
	1.000	Jason Fitzgerald (132-2-0)	1996
	1.000	Brad Davis (118-5-0)	1995
6.	.996	Chad Sutter (421-41-2)	1996
7.	.996	Curtis Zimmerman (211-13-1)	1973
8.	.995	Gary Ray (169-13-1)	1972
9.	.995	Nathan Southard (176-5-1)	2006
10.	.994	Aaron Feldman (169-9-1)	2002

Chances


1.	638	Michael Aubrey	2003
2.	592	Mark Hamilton	2006
3.	579	Greg Dini	2005
4.	572	Brian Reaney	1987
5.	567	Keith Graffagnini	1996
6.	561	Thomas Mathews	1983
7.	559	Sean Potkay	2013
	559	Sam Honeck	2008
	559	Mickey McKee	1999
10.	558	Sam Honeck	2009

Putouts

1.	582	Michael Aubrey	2003
2.	556	Mark Hamilton	2006
3.	547	Greg Dini	2005
4.	525	Sam Honeck	2008
	525	Keith Graffagnini	1996
6.	516	Sean Potkay	2013
	516	Brian Reaney	1987
8.	514	Thomas Mathews	1983
9.	513	Mickey McKee	1999
10.	509	Sam Honeck	2009

Assists

1.	233	Glen Fourmaux	1983
2.	207	Brennan Middleton	2013
3.	204	Tony Giarratano	2003
4.	190	Glen Fourmaux	1982
5.	186	James Jurries	1999
	186	Andy Cannizaro	1998
7.	185	Cat Everett	2006
	185	Tommy Manzella	2004
9.	182	Andy Cannizaro	2000
	182	Michael Johns	1996



Jason Sparks monstrous 1998 season still endures as the best display of power ever for a Green Wave hitter. During the '98 slate, Sparks set the single season marks for home runs (30), hit by pitch (20) and slugging percentage (.846).

Errors

1.	30	Ronald Marigny	1985
2.	29	Thomas Mortan	1991
3.	28	Michael Johns	1997
4.	25	Brad Burckel	1993
5.	23	Michael Johns	1996
	23	Troy Mitchell	1987
7.	21	Blake Martensen	1994
	21	Darrin Dares	1990
	21	Andy Sheets	1990
	21	Ronnie Brown	1987
	21	Ronald Marigny	1984

Double Plays Turned

1.	51	Michael Aubrey	2003
2.	49	Mark Hamilton	2006
3.	47	Keith Graffagnini	1998
4.	45	Mickey McKee	1999
5.	44	Tommy Manzella	2003
6.	41	Sean Potkay	2013
	41	Garrett Cannizaro	2011
8.	40	Sam Honeck	2009
	40	Tony Giarratano	2003
10.	39	Sam Honeck	2008
	39	Bowen Woodson	2013

Triple Plays Turned

1.	1	Mark Hamilton	2006
	1	Brad Emaus	2006
	1	Cat Everett	2006
	1	Brad Emaus	2005
	1	Micah Owings	2005
	1	Joe Holland	2005
	1	Mickey McKee	1999
	1	Andy Cannizaro	1999
	1	James Jurries	1999

* - Minimum of 120 at-bats/100 chances to qualify



SINGLE SEASON PITCHING RECORDS - INDIVIDUAL

Earned Run Average *

1.	1.12	Christopher Winter (64.0 IP)	1971
2.	1.22	Edward Bernard (66.2 IP)	1972
3.	1.33	Steve Mura (101.2 IP)	1975
4.	1.40	Steve Mura (96.1 IP)	1976
5.	1.46	Anthony Beaulieu (61.2 IP)	1972
6.	1.55	Joseph Tkac (58.0 IP)	1976
7.	1.70	William Kampen (63.2 IP)	1980
8.	1.87	Robert Thomas (62.2 IP)	1970
9.	1.94	John Olagues (83.1 IP)	1965
10.	1.95	Kenneth Francingues (115.1 IP)	1979

Opponents Batting Average *

1.	.175	Shooter Hunt (100.2 IP)	2008
2.	.176	David Napoli (66.0 IP)	2013
3.	.185	Joey Charron (61.2 IP)	2003
4.	.195	Matt Petiton (69.1 IP)	2008
5.	.203	Jason Navarro (112.1 IP)	1997
6.	.220	Mike Romano (165.1 IP)	1992
7.	.222	Sean Morgan (118.0 IP)	2006
8.	.225	Trey Martin (62.0 IP)	2006
9.	.228	Micah Owings (129.2 IP)	2005
10.	.229	Nick Bourgeois (115.2 IP)	2002

Walks Per Nine Innings *

1.	0.72	Conrad Flynn (87.0 IP)	2009
2.	1.27	Billy Mohl (77.2 IP)	2003
3.	1.40	Aaron Loup (57.2 IP)	2009
4.	1.46	Jared Berkowitz (123.2 IP)	1999
5.	1.49	Conrad Flynn (84.2 IP)	2010
6.	1.49	Brandon Gomes (60.1 IP)	2003
7.	1.52	Cory Hahn (88.2 IP)	2004
8.	1.68	Brandon Gomes (96.1 IP)	2007
9.	1.69	Josh Bobbit (79.2 IP)	1997
10.	1.71	Brandon Gomes (89.2 IP)	2005

Strikeouts Per Nine Innings *

1.	14.76	Steve Mura (96.1 IP)	1976
2.	14.69	John Olagues (83.1 IP)	1965
3.	13.40	John Olagues (86.0 IP)	1966
4.	12.38	Todd Dyess (80.0 IP)	1994
5.	11.41	Ivan Zweig (62.1 IP)	1994
6.	11.26	Shooter Hunt (100.2 IP)	2008
7.	10.95	Ivan Zweig (120.0 IP)	1991
8.	10.82	Jason Navarro (112.1 IP)	1997
9.	10.78	Jack Cressend (102.2 IP)	1996
10.	10.73	Ivan Zweig (105.2 IP)	1992



During the 1971 season, right-hander Christopher Winter set the single season standard for ERA at 1.12. During that season, Winter posted a 5-3 record and allowed just eight earned runs in 64 innings of work on the mound.



Mike Romano owned the mound in 1992, setting seven single season records during that campaign, five which still stand. Romano still owns the single season mark for wins (17), innings pitched (165.1), strikeouts (174), complete games (15) and starts (21).

Wins

1.	17	Mike Romano (17-4)	1992
2.	13	Brian Bogusevic (13-3)	2005
	13	Jared Berkowitz (13-3)	1999
	13	Josh Bobbit (13-1)	1998
	13	Ricky Pursell (13-2)	1987
	13	Kenneth Francingues (13-2)	1979
7.	12	Micah Owings (12-4)	2005
	12	Jared Berkowitz (12-4)	2000
	12	Jason Navarro (12-2)	1997
	12	Marc Desjardins (12-6)	1983

Losses

1.	11	Henri Saunders (4-11)	1990
2.	8	Mike Romano (6-8)	1993
	8	Ivan Zweig (5-8)	1992
4.	7	Conrad Flynn (3-7)	2011
	7	Conrad Flynn (3-7)	2010
	7	Joey Charron (4-7)	2003
	7	Todd Dyess (4-7)	1994
	7	Barry Grinnell (5-7)	1985
	7	Scott Murphy (6-7)	1981
10.	6	Shooter Hunt (6-6)	2007
	6	Brandon Gomes (7-6)	2007
	6	Sean Morgan (8-6)	2006
	6	Brandon Gomes (7-6)	2006
	6	Brian Bogusevic (9-6)	2004
	6	Jack Cressend (8-6)	1996
	6	Alex Lontayo (7-6)	1996
	6	Glenn Scheuermann (6-6)	1989
	6	Marc Desjardins (12-6)	1983
	6	Joseph Tkac (7-6)	1978
	6	Vincent DeGrouttola (3-6)	1976

Saves

1.	16	Brandon Belanger	1999
2.	14	Nick Pepitone	2011
	14	Daniel Latham	2006
4.	13	Daniel Latham	2005
5.	12	Ian Gibaut	2013
	12	Joey Charron	2003
	12	D.J. Ponder	2012
8.	11	Brandon Belanger	2000
9.	10	Daniel Latham	2007
	10	Brian Gibbs	1994

Appearances

1.	41	Brandon Belanger	1999
2.	39	Joey Charron	2003
3.	35	Daniel Latham	2006
4.	34	Brian Gibbs	1994
5.	32	Todd Ardoin	1998
	32	Thomas Little	1986
7.	31	Daniel Latham	2005
	31	Brandon Belanger	2000
9.	29	Alex Facundus	2011
	29	Daniel Latham	2007
	29	Trey Martin	2006
	29	Joey Charron	2001 & 2002
	29	Jack Cressend	1996

Starts

1.	21	Mike Romano	1992
2.	19	Brian Bogusevic	2005
	19	Micah Owings	2005
	19	Mike Borgatti	1986
5.	18	Henry Bonilla	2000
	18	Henri Saunders	1990
	18	Sam Amarena	1987
8.	17	Brandon Gomes	2006
	17	Sean Morgan	2006
	17	J.R. Crowel	2005
	17	J.R. Crowel	2004
	17	Jared Berkowitz	1999
	17	Henry Bonilla	1999
	17	Mike Romano	1993

Complete Games

1.	15	Mike Romano	1992
2.	12	Gerald Alexander	1988
3.	11	Kenneth Francingues	1979
	11	Steve Mura	1975
5.	10	Sam Amarena	1987
	10	Marc Desjardins	1984
	10	Marc Desjardins	1983
	10	Steve Mura	1976
9.	9	Ivan Zweig	1991
10.	8	Sam Amarena	1986
	8	Mike Borgatti	1985
	8	Christopher Winter	1971

Complete Game Shutouts

1.	4	Edward Bernard	1972
2.	3	Mike Romano	1992
	3	Joseph Tkac	1978
	3	Robert Thomas	1971
5.	2	Jared Berkowitz	2000
	2	Josh Bobbit	1998
	2	Ivan Zweig	1991
	2	Gerald Alexander	1988
	2	Sam Amarena	1987
	2	Mike Borgatti	1985
	2	Joe Pursell	1979
	2	Frank Wills	1978
	2	Anthony Beaulieu	1972
	2	Robert Thomas	1970
	2	Donald Simpson	1969

Innings Pitched

1.	165.1	Mike Romano	1992
2.	153.1	Sam Amarena	1987
3.	130.1	Brian Bogusevic	2005
4.	129.2	Micah Owings	2005
5.	128.0	Mike Borgatti	1986
6.	126.2	Gerald Alexander	1988
7.	124.0	Henry Bonilla	1999
8.	123.2	Jared Berkowitz	1999
9.	122.2	Mike Romano	1993
10.	122.1	Marc Desjardins	1983

SINGLE SEASON RECORDS PITCHING - INDIVIDUAL

Hits Allowed

1.	145	Henry Bonilla	2000
2.	140	Henri Saunders	1990
3.	138	Marc Desjardins	1983
4.	134	Mike Romano	1992
	134	Marc Desjardins	1984
6.	133	Jared Berkowitz	1999
7.	131	Jared Berkowitz	2000
8.	130	Brian Bogusevic	2005
	130	Mike Borgatti	1986
10.	129	Henry Bonilla	1999
	129	Robbie Conway	1994

Runs Allowed

1.	103	Henri Saunders	1990
2.	90	Henry Bonilla	2000
3.	84	Sam Amarena	1987
4.	80	Mike Romano	1993
5.	78	Robbie Conway	1994
6.	77	Barry Grinnell	1985
7.	76	Ivan Zweig	1992
8.	73	Steve Rowley	1989
9.	72	Barth Melius	2001
10.	71	Beau Richardson	2002

Earned Runs Allowed

1.	74	Henri Saunders	1990
2.	70	Henry Bonilla	2000
3.	68	Barth Melius	2001
4.	63	Barry Grinnell	1985
5.	62	Sam Amarena	1987
6.	61	Robbie Conway	1994
	61	Todd Dyess	1994
	61	Mike Borgatti	1986
9.	60	Ivan Zweig	1992
10.	57	Brandon Gomes	2006
	57	Beau Richardson	2002
	57	David Stewart	1994

Walks Allowed

1.	79	Mike Romano	1993
2.	70	Mike Romano	1992
	70	Ivan Zweig	1991
4.	65	Frank Wills	1979
5.	64	Ivan Zweig	1992
	64	Joseph Tkac	1978
7.	62	John Olagues	1966
8.	59	Todd Dyess	1994
	59	Henri Saunders	1990
10.	58	Todd Dyess	1993
	58	Jack Snell	1977

Strikeouts

1.	174	Mike Romano	1992
2.	158	Steve Mura	1976
3.	151	Gerald Alexander	1988
4.	146	Ivan Zweig	1991
5.	136	John Olagues	1965
6.	135	Micah Owings	2005
	135	Jason Navarro	1997
8.	133	Josh Bobbit	1998
9.	131	Henry Bonilla	1999
10.	129	Brian Bogusevic	2005

Batters Faced

1.	694	Mike Romano	1992
2.	564	Brian Bogusevic	2005
3.	563	Mike Romano	1993
4.	550	Henry Bonilla	2000
5.	540	Henry Bonilla	1999
6.	523	Jared Berkowitz	1999
7.	521	Micah Owings	2005
8.	507	Jared Berkowitz	2000
9.	490	Nick Bourgeois	2002
10.	489	Brian Bogusevic	2004
	489	Josh Bobbit	1998

At Bats Against

1.	609	Mike Romano	1992
2.	499	Brian Bogusevic	2005
3.	490	Jared Berkowitz	1999
4.	489	Henry Bonilla	1999
5.	486	Micah Owings	2005
6.	475	Henry Bonilla	2000
7.	465	Mike Romano	1993
8.	445	Jared Berkowitz	2000
9.	444	Josh Bobbit	1998
10.	443	Brian Bogusevic	2004

Wild Pitches

1.	20	Todd Dyess	1994
	20	Mike Romano	1991
3.	18	Jack Cressend	1996
4.	16	Scott Williamson	1996
	16	Todd Dyess	1993
6.	15	Henry Bonilla	1999
7.	14	Robby Broach	2008
8.	13	Ivan Zweig	1994
	13	Robbie Conway	1994
	13	Ivan Zweig	1991
	13	Henri Saunders	1990
	13	Jeff Blum	1990
	13	Sam Amarena	1987

Balks

1.	6	Brandon Gomes	2006
	6	Beau Richardson	2002
	6	Nick Bourgeois	2002
	6	Alex Lontayo	1995
5.	5	Beau Richardson	2001
6.	4	Cory Hahn	2003
	4	Michael Aubrey	2001
	4	Jared Berkowitz	2000
	4	Henry Bonilla	1999
10.	3	Conrad Flynn	2009
	3	Aaron Loup	2008
	3	Taylor Rogers	2008
	3	Sean Morgan	2007
	3	Trey Martin	2006
	3	Brian Bogusevic	2005
	3	Joey Charron	2003
	3	Tyler Kimmons	2003
	3	Kris Kline	2002
	3	Kelly Comarda	2002
	3	Barth Melius	2001
	3	Josh Bobbit	1998
	3	Alex Lontayo	1996



One of the original closers at Tulane, Brandon Belanger set the school record for saves (16) and appearances (41) in a season. During his junior season in 1999, Belanger was a go-to option out of the bullpen for Tulane.

3	Scott Williamson	1996
3	Brian Gibbs	1993
3	Henri Saunders	1990
3	Sam Amarena	1986

Hit Batters

1.	17	Beau Richardson	2002
2.	15	Matt Petiton	2008
	15	Ivan Zweig	1991
4.	14	David Napoli	2013
	14	Jason Navarro	1997
6.	13	Shooter Hunt	2008
	13	Shooter Hunt	2007
	13	Matt Foster	2001
	13	Raul Echeverez	1999

Runners Picked Off

1.	13	Beau Richardson	2002
2.	7	Joey Charron	2002
3.	6	Joey Charron	2003
	6	Scott Williamson	1995
5.	5	Matt Petiton	2009
	5	Matt Petiton	2008
	5	Brian Bogusevic	2004
	5	Billy Mohl	2003
	5	Joey Charron	2001
10.	4	Aaron Loup	2008
	4	Billy Mohl	2004
	4	J.R. Crowel	2003
	4	Alex Lontayo	1995

* - Minimum One Inning Pitched Per Team Game



Billy Mohl was known for his control of the strike zone during his time on the mound for the Green Wave, with the right-hander holding the second best walks per-nine innings average in a single season. When Mohl finished his four-year stint at Tulane in 2006 he held four of the top ten marks in that category.



SINGLE SEASON RECORDS - TEAM

Batting Average

1.	.340 (766-2256)	1998
2.	.338 (844-2499)	2001
3.	.337 (408-1210)	1980
4.	.326 (754-2311)	1999
5.	.326 (637-1956)	1985
6.	.325 (614-1892)	1983
7.	.324 (567-1749)	1982
8.	.323 (643-1991)	1981
9.	.318 (743-2338)	2005
10.	.314 (691-2199)	2003

Slugging Percentage

1.	.563 (2256 AB)	1998
2.	.561 (2311 AB)	1999
3.	.533 (1892 AB)	1983
4.	.508 (2111 AB)	1997
5.	.506 (1785 AB)	1984
6.	.505 (2499 AB)	2001
7.	.503 (2338 AB)	2005
8.	.500 (1991 AB)	1981
9.	.495 (1749 AB)	1982
10.	.486 (1210 AB)	1980

On Base Percentage

1.	.433 (2256 AB)	1998
2.	.432 (1785 AB)	1984
3.	.432 (1210 AB)	1980
4.	.430 (1892 AB)	1983
5.	.424 (1956 AB)	1985
6.	.421 (1991 AB)	1981
7.	.419 (2499 AB)	2001
8.	.419 (1749 AB)	1982
9.	.418 (2114 AB)	1986
10.	.416 (2022 AB)	1987

Games Played

1.	69	2001
2.	68	2005
3.	65	1999
4.	65	1994
5.	64	2006
6.	64	1986
7.	63	1981, 1992, 1996, 1998, 2002 & 2003

At Bats

1.	2499	2001
2.	2338	2005
3.	2311	1999
4.	2268	1994
5.	2256	1998
6.	2249	2002
7.	2199	2003
8.	2188	1996
9.	2153	2006
10.	2150	2004

Runs

1.	639	2001
2.	593	1998
3.	568	1999
4.	563	1986
5.	541	2005
6.	518	1985
7.	512	1983
8.	485	1984
9.	484	1981
10.	479	1987

Hits

1.	844	2001
2.	766	1998
3.	754	1999
4.	743	2005
5.	691	2003
6.	680	2002
7.	675	2004
8.	665	2000
9.	664	1986
10.	655	1994 & 1996

Doubles

1.	168	1998
2.	164	2005
3.	149	2001
4.	139	1999
5.	134	1996
6.	133	1986
7.	132	1997
8.	128	2002, 2003 & 2004

Triples

1.	29	1992
2.	27	1981
3.	22	2008
4.	21	1983
5.	21	1991
6.	20	1996
7.	18	2001
8.	18	1986
9.	18	1995
10.	15	1997 & 2009

Home Runs

1.	128	1999
2.	105	1998
3.	94	1997
4.	84	2005
5.	82	1983
6.	78	2001
7.	72	2004
8.	70	1984
9.	70	2003
10.	69	2009

Runs Batted In

1.	587	2001
2.	536	1998
3.	520	1999
4.	504	2005
5.	482	1986
6.	456	1985
7.	442	1983
8.	432	1997
9.	431	1987
10.	429	1981

Total Bases

1.	1297	1999
2.	1269	1998
3.	1263	2001
4.	1177	2005
5.	1073	1997
6.	1057	2003
7.	1031	2004
8.	1029	2002
9.	1016	1986
10.	1009	1983

Walks

1.	398	1984
2.	382	1987
3.	381	1986
4.	359	1983
5.	331	2005
6.	320	1994
7.	318	2009
8.	318	2001
9.	318	1985
10.	317	1996

Hit by Pitch

1.	81	1998
2.	71	2005
3.	69	2001
4.	66	2006
5.	66	2003
6.	65	1999
7.	56	2012
8.	52	1997
9.	50	2004
10.	49	2002 & 2007

Strikeouts

1.	428	2008
2.	423	1996
3.	417	2002
4.	413	1999
5.	404	2006
6.	402	2009
7.	387	2005
8.	380	1995
9.	379	1997
10.	371	2001

Sacrifice Flies

1.	52	2001
2.	44	1986
3.	40	1999
4.	36	1992
5.	35	1998
6.	34	2005
7.	34	1983
8.	32	1990, 2002, 2004, 2006 & 2009



Jason Sparks (left) and Chad Sutter (center) helped the Green Wave put together one of the most prolific offensive seasons in school history during the 1998 slate. That squad still owns the school standard for batting average, slugging percentage, on-base percentage, doubles and hit by pitches, while ranking second in five others.

Sacrifice Hits

1.	55	2006
2.	55	2007
3.	51	2004
4.	42	2000
5.	40	2008
6.	38	2011
7.	38	2012
8.	37	1996
9.	36	1999
10.	35	1998

Stolen Bases

1.	146 (146-174)	2001
2.	129 (129-158)	1986
3.	121 (121-139)	1984
4.	116 (116-146)	2003
5.	116 (116-146)	2002
6.	115 (115-149)	1996
7.	115 (115-170)	1995
8.	112 (112-150)	2009
9.	111 (111-136)	1998
10.	104 (104-138)	1997

Earned Run Average

1.	1.68 (155.1 IP)	1969
2.	1.72 (235.2 IP)	1972
3.	2.20 (319.1 IP)	1976
4.	2.28 (209.0 IP)	1966
5.	2.28 (220.2 IP)	1965
6.	2.41 (220.0 IP)	1971
7.	2.60 (190.2 IP)	1970
8.	2.61 (296.2 IP)	1975
9.	2.65 (163.0 IP)	1968
10.	2.92 (373.0 IP)	1979

Opponents Batting Average

1.	.190 (220.2 IP)	1965
2.	.200 (235.2 IP)	1972
3.	.206 (155.1 IP)	1969
4.	.209 (209.0 IP)	1966
5.	.217 (296.2 IP)	1975
6.	.224 (319.1 IP)	1976
7.	.232 (220.0 IP)	1971
8.	.235 (163.0 IP)	1968
9.	.240 (231.2 IP)	1973
10.	.243 (190.2 IP)	1970

Walks Per Nine Innings

1.	2.61 (547.1 IP)	2004
2.	2.62 (511.2 IP)	2009
3.	2.69 (552.2 IP)	2003
4.	2.71 (574.0 IP)	2006
5.	2.74 (602.0 IP)	2005
6.	2.76 (528.0 IP)	2007
7.	2.84 (155.1 IP)	1969
8.	3.02 (190.2 IP)	1970
9.	3.12 (541.2 IP)	1997
10.	3.20 (547.2 IP)	1998

Strikeouts Per Nine Innings

1.	10.51 (209.0 IP)	1966
2.	10.32 (220.2 IP)	1965
3.	9.27 (319.1 IP)	1976
4.	9.14 (560.0 IP)	1996
5.	8.66 (602.0 IP)	2005
6.	8.64 (541.2 IP)	1997
7.	8.49 (580.0 IP)	1994
8.	8.32 (500.2 IP)	1995
9.	8.31 (415.2 IP)	1988
10.	8.30 (532.1 IP)	1992



SINGLE SEASON RECORDS - TEAM

Wins

1.	56 (56-13)	2001
	56 (56-12)	2005
3.	49 (49-15)	1986
4.	48 (48-15)	1998
	48 (48-17)	1999
6.	45 (45-17)	1983
7.	44 (44-19)	2003
	44 (44-18)	1987
9.	43 (43-21)	2006
	43 (43-20)	1996

Losses

1.	35 (19-35)	1990
2.	31 (23-31)	1993
3.	27 (36-27)	2002
4.	26 (31-26)	2011
	26 (34-26)	2007
	26 (32-26)	1995
	26 (27-26)	1989
8.	25 (34-25)	2009
	25 (37-25)	1981
10.	24 (41-24)	1994
	24 (32-24)	2010
	24 (39-24)	1992

Saves

1.	22	2005
2.	20	2013
3.	18	1999
4.	17	2011
5.	15	2008
	15	2012
7.	14	1994, 2000, 2003, 2006

Complete Games

1.	27	1985
2.	26	1981
	26	1975
	26	1982
5.	25	1976
	25	1992
	25	1979
	25	1983
9.	23	1987 & 1989

Shutouts

1.	8	1978
	8	2004
	8	2005
4.	7	1972
	7	2008
	7	2007
7.	5	1985
	5	1979
9.	4	1968, 1970, 1971, 1984, 1992, 1996 & 2009

Innings Pitched

1.	619.0	2001
2.	602.0	2005
3.	580.0	1994
4.	579.2	1999
5.	574.0	2006
6.	560.0	1996
7.	554.0	2008
8.	553.2	2002
9.	552.2	2003
10.	547.2	1998

Hits Allowed

1.	651	1994
2.	648	2001
3.	646	1999
4.	639	2000
5.	620	2004
6.	606	2003
7.	596	2002
8.	591	2005
9.	585	2006
10.	581	1997

Runs Allowed

1.	407	1990
2.	400	1994
3.	387	2001
4.	383	2002
5.	373	2000
6.	367	1981
7.	361	1999
8.	357	1992
9.	354	1993
10.	352	2010

Earned Runs Allowed

1.	330	1994
2.	321	1990
3.	308	2001
4.	307	1981
5.	305	2010
6.	302	2002
7.	297	1999
8.	284	2000
9.	282	2006
10.	278	1992

Walks Allowed

1.	303	2001
2.	289	1981
3.	270	1994
4.	268	1992
5.	263	1993
6.	256	1996
7.	251	2008
8.	247	1986
9.	244	1990
10.	233	2002

Strikeouts

1.	579	2005
2.	569	1996
3.	547	1994
4.	520	1997
5.	497	1998
6.	493	2001
7.	491	1992
8.	486	2007
9.	485	2008
10.	478	1999

Hit Batters

1.	69	2008
2.	68	2002
3.	64	2001
4.	61	2010
5.	60	2003
6.	55	2000
7.	52	2009
8.	51	2007
9.	47	1999 & 2006

Fielding Percentage (PO-A-E)

t-1.	.978 (1722-629-52)	2006
	.978 (1543-671-50)	2012
3.	.975 (1570-698-58)	2013
4.	.974 (1584-609-59)	2007
5.	.973 (1658-692-66)	2003
6.	.973 (1806-614-68)	2005
7.	.972 (1662-666-68)	2008
8.	.971 (1532-632-64)	2011
9.	.970 (1679-648-72)	1996
10.	.969 (1455-565-65)	2010

Chances

1.	2639	2001
2.	2572	1999
3.	2492	1994
4.	2488	2005
5.	2421	2002
6.	2416	2003
7.	2403	2006
8.	2400	2004
9.	2399	1996
10.	2396	2008

Putouts

1.	1857	2001
2.	1806	2005
3.	1741	1994
4.	1738	1999
5.	1722	2006
6.	1679	1996
7.	1662	2008
8.	1661	2002
9.	1658	2003
10.	1643	1998

Assists

1.	735	1999
2.	700	1983
3.	698	2013
4.	692	2003
5.	683	2001
6.	678	2004
7.	673	2002
8.	671	2012
9.	666	2008
10.	653	1986

Errors

1.	133	1990
2.	118	1985
3.	116	1992
4.	114	1986
5.	111	1987
6.	109	1993
7.	105	1998
8.	103	1994
9.	100	1984
10.	99	1999 & 2001

Double Plays Turned

1.	61	1998
2.	59	2011
	59	1999
4.	56	2003
	56	2001
6.	54	2013
	54	2006
	54	2002
8.	51	2000
9.	50	1986, 1997 & 2012

Runner Picked Off

1.	26	2003
2.	20	2004
	20	2002
4.	16	2008
5.	15	2009
6.	14	1995
7.	11	2001
	11	1998
9.	8	2007 & 2013

Misc. Records

Picked Off

12 - 1998, 2001, 2002
11 - 1999, 2009, 2013
9 - 2008

Balks

25 - 2002
16 - 2006, 2003
14 - 2001

Wild Pitches

65 - 1996, 2001
61 - 1994, 1991, 1995, 1999
55 - 2010

Passed Balls

17 - 1988, 1986
14 - 2013
13 - 1990, 1995, 1996
11 - 2000, 2002

Triple Plays Turned

1 - 1984, 1999, 2005, 2006



Brian Bogusevic (right) and Micah Owings (left) were part of the 2005 pitching staff that tied the single season mark for wins (56), while ranking fifth on the strikeouts per nine innings and walks per nine innings lists. The duo combined to win 25 games that season and fan 264 batters while on the mound.



SINGLE GAME RECORDS - INDIVIDUAL

At Bats

7	Tim Yandel	vs. High Point (3/10/2013)
	Jeremy Schaffer	vs. Indiana (2/25/2012)
	Matt Ryan	vs. Southern Miss (3/26/2011)
	Tim Guidry	vs. Southeastern Louisiana (2/9/2007)
	Tommy Manzella	at USF (4/29/2005)
	Tommy Manzella	at Southern Miss (4/2/2005)
	Matt Barket	at East Carolina (3/20/2004)
	Nathan Southard	vs. Southern Cal (3/16/2004)
	Tony Giarratano	vs. St. Joseph's (2/8/2003)
	Andy Cannizaro	vs. Southern (5/25/2001)
	Jonny Kaplan	vs. LSU (3/7/2001)
	Mickey McKee	vs. South Florida (5/12/2000)
	Andy Cannizaro	vs. South Florida (5/12/2000)
	Steve Shirley	vs. Southern Miss (5/14/1999)
	Andy Cannizaro	vs. Southern Miss (5/14/1999)
	Keith Graffagnini	vs. Southern Miss (5/9/1998)
	Chad Sutter	vs. New Orleans (3/24/1998)
	Brian Hughes	vs. Nicholls State (3/17/1998)
	Craig Brown	vs. Charlotte (5/17/1997)
	Scott Wilson	vs. New Orleans (4/10/1996)
	Jason Fitzgerald	vs. New Orleans (4/10/1996)
	Craig Brown	vs. New Orleans (4/10/1996)
	Carlos Rodrigues	vs. New Orleans (4/21/1994)
	Brian Forest	vs. New Orleans (4/21/1994)
	Kevin Cunane	vs. New Orleans (4/21/1994)
	Fernand Lorio	vs. Keesler AFB (5/25/1947)

Runs

5	Anthony Scelfo	at Memphis (4/26/2008)
	Andrew Rodgers	vs. Northwestern State (3/12/2008)
	Tony Giarratano	vs. Southern (5/25/2001)
	Andy Cannizaro	vs. Charlotte (4/8/2001)
	Jake Gautreau	vs. Temple (2/10/2001)
	Brian Hughes	vs. Centenary (4/8/1998)
	Mike Pursell	at Charlotte (3/22/1998)
	Billy Rapp	vs. Southeastern Louisiana (4/9/1987)
	Billy Rapp	vs. Southeastern Louisiana (4/30/1986)
	Dan Wagner	vs. Cornell (3/25/1986)
	Glen Fourmaux	vs. St. Francis (Ill.) (3/20/1983)
	Marlin Rogers	vs. Coast Guard Academy (4/1/1972)
	Fernand Lorio	vs. Southeastern Louisiana (3/29/1948)

Hits

6	Rob Segedin	vs. Northwestern State (3/12/2008)
	Steve Shirley	vs. South Florida (5/12/2000)
	Dan Wagner	vs. Cornell (3/25/1986)
5	On Several Occasions	
	<i>Last by Andrew Garner</i>	at UCF (5/11/2013)

Runs Batted In

8	Mickey McKee	vs. Southern Miss (5/9/1998)
	Tom Morton	vs. Virginia Tech (3/26/1992)
7	Andrew Garner	at UCF (5/11/2013)
	Mark Hamilton	vs. Southern June 3/2005
	Jake Gautreau	at Southern Miss (4/22/2001)
	Jake Gautreau	at McNeese State (3/8/2000)
	Keith Graffagnini	at Houston (3/13/1998)
	Tookie Spann	vs. Kansas State (3/21/1987)
6	On Several Occasions	
	<i>Last by Rob Segedin</i>	vs. Northwestern State (3/12/2008)

Doubles

4	Brian Hughes	vs. Centenary (4/8/1998)
3	On Several Occasions	
	<i>Last by Jeremy Schaffer</i>	at Ole Miss (3/6/2011)

Triples

2	Anthony Scelfo	vs. Louisiana-Lafayette (2/27/2008)
	Warren McFadden	vs. Penn State (2/18/2006)
	Brad Davis	vs. Michigan State (3/17/1995)
	Larry Schneider	vs. Southeastern Louisiana (3/5/1993)
	Tom Morton	vs. Louisville (4/12/1992)
	Ricky Chanove	vs. LSU (4/12/1992)
	Dan Wagner	vs. McNeese State (4/24/1984)
	San Dozier	vs. Illinois State (3/12/1980)
	Barry Butera	vs. Louisiana College (4/26/1977)
	John Foto	vs. New Orleans (3/27/1977)
	Ellsworth Kingery	vs. Mississippi (3/3/1952)
	Ben Abadie	vs. Pensacola Navy (4/3/1949)

Home Runs

3	Jamie Bruno	at UCF (4/11/2009)
	Nathan Southard	vs. Houston (5/28/2005)
	Jason Sparks	at Charlotte (3/21/1999)
	Mickey McKee	vs. Southern Miss (5/9/1998)
	Mike Pursell	vs. LSU (3/3/1998)
	Brian Hughes	vs. Murray State (3/12/1997)
	Larry Schneider	vs. Virginia Tech (3/29/1992)
	Tookie Spann	vs. Kansas State (3/21/1987)
	Dan Wagner	vs. Southeastern Louisiana (4/30/1986)
	Billy Rapp	vs. Southeastern Louisiana (4/30/1986)
	Eric Lane	vs. Florida State (5/16/1982)
	Barry Butera	vs. South Alabama (3/30/1977)
	Barry Butera	vs. Louisiana-Monroe (2/26/1977)



Brian Hughes played for the Green Wave from 1995-98 and during that time he set or tied the single game record in six offensive categories. Hughes owns the record in doubles and is tied atop the lists in at bats, runs, home runs, total bases and walks.

Total Bases

13	Jamie Bruno	at UCF (4/11/2009)
	James Jurries	at UAB (4/14/2000)
	Mike Pursell	at LSU (3/3/1998)
	Brian Hughes	vs. Murray State (3/12/1997)
12	Andrew Garner	at UCF (5/11/2013)
	Nathan Southard	vs. Houston (5/28/2005)
	Jason Sparks	at Charlotte (3/21/1999)
	Mickey McKee	vs. Southern Miss (5/9/1998)
	Jake Burnham	vs. Saint Louis (5/1/1998)
11	Micah Owings	vs. Alabama (6/4/2005)
	Mark Hamilton	vs. Southern (6/3/2005)
	James Jurries	at Pepperdine (2/10/2002)
	Steve Shirley	at Cincinnati (4/2/2000)
	Keith Graffagnini	at Houston (3/13/1998)

Hit by Pitch

3	Richard Carthon	at UCF (5/11/2013)
	Brennan Middleton	at Marshall (4/26/2013)
	Blake Crohan	vs. Wichita State (3/13/2011)
	Nick Herz	vs. Rutgers (3/3/2000)
	Jason Sparks	at UAB (4/24/1998)
2	On Several Occasions	
	<i>Last by Andrew Garner</i>	vs. East Carolina (5/24/2013)

Walks

4	Brandon Boudreaux	vs. Alabama (3/4/2012)
	Briggs Barrios	vs. Alcorn State (4/4/2012)
	Blake Crohan	at UCF (4/9/2011)
	Anthony Scelfo	vs. Rice (5/16/2008)
	Seth Henry	vs. UAB (5/9/2009)
	Steve Mortiz	vs. McNeese State (3/10/2009)
	Mark Hamilton	at UAB (5/18/2006)
	Micah Owings	at Southern Miss (4/22/2005)
	Brad Emaus	vs. Marist (3/4/2005)
	Michael Aubrey	vs. East Carolina (5/17/2003)
	Jason Sparks	vs. Southern Miss (5/9/1998)
	Brian Hughes	vs. Georgia Tech (5/25/1996)
	Brian Hughes	vs. Saint Louis (3/24/1996)
	Craig Brown	vs. Saint Louis (3/23/1996)
	Blake Martensen	vs. Tennessee-Martin (2/24/1995)
	Larry Schneider	vs. Mercer (3/26/1994)
	Scott Sidwell	vs. South Alabama (2/18/1994)
	Brad Burckell	vs. VCU (3/20/1992)
	Bryan Brown	vs. New Orleans (4/23/1991)
	Carlos Rodriguez	vs. Cincinnati (4/6/1991)
	Larry Schneider	vs. Kent State (3/25/1991)
	J.B. Mahoney	vs. Southern Miss (5/3/1986)
	Gary Desjardins	vs. Louisiana-Lafayette (4/18/1985)

Stolen Bases

5	Josh Prince	vs. UCF (5/21/2009)
4	Nick Boulosa	vs. Jackson State (4/27/2011)
	Tony Giarratano	vs. New Orleans (4/1/2003)
	Andy Cannizaro	vs. UAB (4/29/2001)
	Gary Roncy	vs. Wisconsin (3/28/1975)
	Bob Neider	vs. Southeastern Louisiana (3/29/1963)

Innings Pitched

12.0	Mike Romano	vs. South Alabama (5/21/1992)
10.1	Ivan Zweig	vs. Memphis (5/15/1991)
10.0	Beau Richardson	vs. Memphis (5/19/2001)
	Scott Bell	vs. Charlotte (3/20/1998)
	Scott Bell	at Southeastern Louisiana (3/4/1998)

Runs Allowed

11	Cory Hahn	at Cincinnati (4/4/2004)
	Jared Berkowitz	at South Florida (5/13/2000)
10	On Several Occasions	
	<i>Last by Alex Byo</i>	vs. Memphis (3/23/2013)

Hits Allowed

15	Jared Berkowitz	at South Florida (5/13/2000)
14	Brian Bogusevic	at Cal State Fullerton (6/12/2004)
	Henry Bonilla	at Rutgers (3/3/2000)
13	J.R. Crowel	vs. Cal State Fullerton (6/13/2004)
	Barth Melius	at Houston (3/25/2000)
	Jared Berkowitz	vs. Alabama (2/19/2000)
	Mike Romano	vs. South Florida (4/24/1993)

Strikeouts

21	Ed Bernard	vs. Cornell (Iowa) (3/27/1972)
20	John Olagues	vs. LSU (4/30/1965)
	John Olagues	vs. Mississippi (4/12/1965)
16	Josh Bobbitt	vs. New York Tech (3/8/1998)
	Ivan Zweig	vs. Miami (Fla.) (3/3/1991)
15	Scott Bell	at Southeastern Louisiana (3/4/1998)
	Nick Bourgeois	at Memphis (4/5/2002)
	Jack Cressend	vs. Missouri (3/10/1996)
14	Sean Morgan	vs. Siena (3/16/2007)
	Ivan Zweig	vs. VCU (3/20/1992)
	Ivan Zweig	vs. Georgia (3/11/1992)

Walks Allowed

18	Rip Collins	vs. Northwestern University (3/27/1940)
8	Jason Navarro	vs. South Florida (4/27/1996)
	Mike Romano	vs. Birmingham Southern (3/17/1993)
	Drew Zizina	at Rice (4/16/2011)
7	Stephen Porlier	vs. Houston (5/27/2006)
	Mike Romano	vs. McNeese State (3/31/1993)
	Mike Romano	vs. Southeastern Louisiana (3/5/1993)
	Henri Saunders	vs. Virginia Tech (3/12/1990)
	Bryan Brown	vs. Virginia Tech (3/10/1990)

Putouts

21	Joe Weiße	vs. LSU (4/30/1965)
19	Sam Honeck	vs. Southeastern Louisiana (2/26/2008)
	Chad Sutter	at Southern Miss (5/14/1999)
18	Nick Schneeberger	vs. UAB (5/1/2011)
	Tim Guidry	vs. Southeastern Louisiana (2/11/2007)
	Keith Graffagnini	vs. Charlotte (3/20/1998)
	Chad Sutter	at Southeastern Louisiana (3/4/1998)
17	Nick Schneeberger	vs. Memphis (5/6/2011)
	Micah Owings	vs. Marist (3/4/2005)
	James Jurries	vs. Southern Miss (5/17/2002)
	Keith Graffagnini	vs. New Orleans (4/10/1996)

Assists

10	Michael Johns	vs. New Orleans (4/10/1996)
	Pat Rooney	vs. Pensacola Navy (4/15/1949)
9	James Jurries	at Southern Miss (5/16/1999)
8	On Several Occasions	
	<i>Last by Brennan Middleton</i>	vs. East Carolina 4/13/2013

Errors

3	Rob Segedin	vs. Lipscomb (2/26/2010)
	Billy Mohl	vs. Pepperdine (3/5/2004)
	Jake Gautreau	vs. Southern (5/25/2001)
	James Jurries	vs. Cincinnati (3/27/1999)
	Mike Pursell	vs. New Orleans (3/24/1998)
	Steve Shirley	vs. George Washington (2/13/1998)



SINGLE GAME RECORDS - TEAM

At Bats

56	vs. UNO	April 10, 1996
	vs. UNO	April 21, 1994
53	vs. Southern Miss	May 14, 1999
	vs. UNO	March 24, 1998
	vs. Charleston Southern	March 21, 1995
52	vs. Indiana	Feb. 25, 2012
51	vs. Marist	March 5, 2005
	vs. LSU	June 1, 2001
50	vs. Southern Cal	March 16, 2004
	vs. UNO	May 13, 2003
	at Pepperdine	Feb. 9, 2002

Runs

28	vs. Charlotte	March 22, 1998
27	vs. Charleston Southern	March 21, 1995
	vs. St. Joseph's	Feb. 8, 2003
26	vs. Illinois-Chicago	March 26, 1981
25	vs. Cleveland State	March 21, 1983
	vs. Kent State	March 27, 1985
24	vs. Centenary	April 8, 1998
	vs. Marist	March 5, 2005
23	vs. Louisiana-Monroe	Feb. 16, 1985
	vs. VCU	April 10, 1994

Hits

28	vs. Charlotte	March 22, 1998
	vs. Charleston Southern	March 21, 1995
25	vs. Marist	March 5, 2005
	at South Florida	May 12, 2000
24	vs. Siena	March 18, 2007
	at South Florida	May 20, 2001
23	On Several Occasions	
	<i>Last at UCF</i>	<i>April 11, 2009</i>

Runs Batted In

27	vs. Charlotte	March 22, 1998
24	vs. Centenary	April 8, 1998
23	vs. Charleston Southern	March 21, 1995
22	vs. St. Joseph's	Feb. 8, 2003
21	vs. Marist	March 5, 2005
	at Southern Miss	April 22, 2001
	vs. VCU	April 10, 1994
20	at UCF	April 11, 2009
	vs. Southern Miss	May 9, 1998
19	On Several Occasions	
	<i>Last vs. Siena</i>	<i>March 18, 2007</i>

Doubles

9	at Pepperdine	Feb. 9, 2002
	vs. Brown	March 17, 2012
8	On Several Occasions	
	<i>Last vs. Spring Hill</i>	<i>April 12, 1990</i>
7	On Several Occasions	
	<i>Last vs. UAB</i>	<i>May 24, 2007</i>

Triples

3	vs. Northern Colorado	March 22, 2009
	vs. Louisiana-Lafayette	Feb. 27, 2008
	vs. Penn State	Feb. 18, 2006
	vs. Saint Louis	March 29, 2002
	vs. Southeast Missouri	March 3, 1996
	vs. Southern	March 7, 1993
2	On Several Occasions	
	<i>Last at UCF</i>	<i>May 10, 2013</i>



Anthony Scelfo had a pair of triples in the Green Wave's record tying output against Louisiana-Lafayette on Feb. 27, 2008. Scelfo ranks ninth on the career triples chart with eight three-baggers.

Home Runs

8	vs. Cincinnati	March 28, 1999
7	at UCF	April 11, 2009
	at Southern Miss	April 21, 2001
	at Houston	April 4, 2001
	at Cincinnati	April 2, 2000
	at Charlotte	March 21, 1999
	vs. Kent State	March 29, 1985
6	vs. Southeastern Louisiana	April 20, 1999
	vs. Manhattan	Feb. 27, 1999
	vs. Manhattan	Feb. 26, 1999
	at Virginia Tech	March 19, 1994
	vs. Eastern Kentucky	May 23, 1986

Total Bases

48	vs. Eastern Kentucky	May 23, 1986
47	at UCF	April 11, 2009
44	at Cincinnati	April 2, 2000
	vs. Charleston Southern	March 21, 1995
43	vs. Cincinnati	March 28, 1999
42	vs. Southern Miss	May 9, 1998
	vs. Charlotte	March 22, 1998
41	at Pepperdine	Feb. 9, 2002
	at Saint Louis	April 30, 1999
	vs. Centenary	April 8, 1998
	at Virginia Tech	March 19, 1994

Walks

19	vs. Jackson State	March 28, 2006
15	vs. Eastern Illinois	March 22, 1994
14	vs. Wright State	March 3, 2007
	vs. Southern Miss	April 23, 2004
	vs. Mercer	March 26, 1994
	vs. Wisconsin	March 3, 1990
13	vs. Nicholls State	April 8, 2008
	at South Florida	April 30, 2005
	vs. Nicholls State	April 12, 2005
	vs. Kent State	March 25, 1991
	vs. Brown	March 17, 2012

Hit by Pitch

7	at South Florida	March 27, 1998
6	vs. LSU	April 19, 2005
5	Several occasions	
	<i>Last vs. East Carolina</i>	<i>May 24, 2013</i>

Stolen Bases

9	vs. Maryland-Baltimore County	Feb. 21, 2004
8	vs. Northwestern State	March 3, 2009
	vs. Cincinnati	April 6, 1996
	vs. Howard	March 29, 1996
	vs. Notre Dame	March 7, 1994
7	vs. Southern Miss	May 18, 2002
	at UNO	April 23, 2002
	vs. George Washington	Feb. 22, 2002
	vs. Villanova	Feb. 17, 2002
	vs. Troy State	March 28, 1995
	vs. Rutgers	March 4, 1995

Innings Pitched

15.0	vs. UNO	April 10, 1996
	vs. UNO	April 21, 1994
	vs. LSU	April 8, 1987
14.0	vs. South Alabama	Feb. 18, 1994
13.2	at Southern Miss	May 14, 1999
13.0	vs. East Carolina	April 12, 2013
	vs. Memphis	May 6, 2011
	vs. Wright State	March 2, 2007
	vs. LSU	June 1, 2001
	vs. Memphis	May 19, 2001
	vs. Southeastern Louisiana	March 4, 1998
	vs. Seton Hall	April 23, 1986

Hits Allowed

25	vs. Charlotte	March 16, 2002
24	vs. Lamar	Feb. 25, 1994
23	at South Florida	May 13, 2000
	at Charlotte	April 24, 1994
21	at Arizona	Feb. 26, 2000
	vs. South Florida	April 25, 1993
20	vs. Rice	April 11, 2010
	vs. UNC-Wilmington	May 31, 2003
	at Pepperdine	Feb. 9, 2002
	vs. UNO	April 26, 1995
	vs. Rutgers	Feb. 21, 1993
	at Virginia Tech	March 28, 1992

Runs Allowed

30	at Pepperdine	Feb. 9, 2002
21	vs. LSU	April 19, 2000
20	at UAB	May 20, 2006
	vs. UNO	April 26, 1995
19	vs. Rice	April 11, 2010
	at South Florida	May 13, 2000
	at Arizona	Feb. 26, 2000
	vs. Lamar	Feb. 25, 1994
	vs. Louisiana-Lafayette	Feb. 24, 1994
18	vs. Charlotte	March 16, 2002
	at Virginia Tech	March 28, 1992
	at Virginia Tech	April 21, 1991

Strikeouts

21	vs. Cornell (Iowa)	March 27, 1972
20	vs. Mississippi	April 12, 1965
18	vs. Southeastern Louisiana	March 31, 1998
	vs. Southeastern Louisiana	April 18, 1994
17	at Southern Miss	May 14, 1999
	at Charlotte	March 19, 1999
	vs. UNO	April 10, 1996
	vs. Southern	March 6, 1993
16	at Memphis	April 5, 2002
	vs. Villanova	Feb. 17, 2002
	vs. New York Tech	March 8, 1998
	vs. Louisville	April 2, 1995
	vs. South Alabama	Feb. 18, 1994

Walks Allowed

13	vs. Rice	Feb. 16, 1996
	vs. Akron	March 24, 1994
12	at Pepperdine	Feb. 9, 2002
	vs. Louisiana-Lafayette	Feb. 24, 1994
11	at Alabama	March 3, 2013
	vs. LSU	April 19, 2000
10	at Southeastern Louisiana	April 7, 1999
	vs. Birmingham Southern	March 17, 1993
	vs. Memphis	March 25, 1990

Doubles Allowed

9	vs. UCF	May 21, 2010
8	vs. Florida State	April 8, 1990
7	vs. South Alabama	March 18, 2006
	vs. South Florida	May 7, 2004
6	On Several Occasions	
	<i>Last at UAB</i>	<i>May 20, 2006</i>

Triples Allowed

3	vs. Wright State	March 1, 2009
	vs. Louisiana-Monroe	April 3, 1991
	vs. Oklahoma State	March 8, 1991

Home Runs Allowed

6	at Houston	April 7, 2006
5	vs. UCF	May 21, 2010
	at Pepperdine	Feb. 9, 2002
	vs. Nicholls State	March 8, 1990
	vs. UAB	May 8, 2009
4	On Several Occasions	
	<i>Last at East Carolina</i>	<i>April 29, 2006</i>

Putouts

45	vs. UNO	April 10, 1996
	vs. UNO	April 21, 1994
42	vs. UNO	May 13, 2003
	vs. South Alabama	Feb. 18, 1994
41	at Southern Miss	May 14, 1999
39	vs. East Carolina	April 12, 2013
	vs. Memphis	May 6, 2011
	vs. Wright State	March 2, 2007
	vs. LSU	June 1, 2001
	vs. Memphis	May 19, 2001
	vs. Southeastern Louisiana	March 4, 1998

Assists

23	vs. Southeastern Louisiana	Feb. 26, 2008
	vs. UNO	May 13, 2003
21	vs. Nicholls State	May 7, 2013
	vs. East Carolina	May 21, 2011
20	vs. East Carolina	May 13, 2013
	vs. Rutgers	March 9, 2002
	vs. UNO	April 14, 1999
	vs. UNO	April 10, 1996
	vs. Cincinnati	April 6, 1996
	vs. Texas A&M	Feb. 17, 1995
19	vs. Southeastern Louisiana	Feb. 11, 2007
	vs. UAB	May 26, 2004
	at UAB	April 20, 2003
	vs. George Washington	Feb. 23, 2002
	vs. Manhattan	Feb. 28, 1999
	vs. South Alabama	Feb. 18, 1994

Errors

8	vs. George Washington	Feb. 13, 1998
	at McNeese State	March 31, 1993
7	at Nicholls State	March 9, 1999
	vs. LSU	March 3, 1994
	vs. UNO	April 21, 1992
	vs. Georgia Tech	Feb. 23, 1992
	vs. Nicholls State	March 1, 1990
6	On Several Occasions	
	<i>Last vs. Pepperdine</i>	<i>March 5, 2004</i>



YEAR-BY-YEAR LEADERS

Batting Average

1965	.385	David Flettrich
1966	.377	Ronald Scott
1967	.339	William Fitzgerald
1968	.229	William Fitzgerald
1969	.350	William Fitzgerald
1970	.338	Butch Raley
1971	.390	Cary Livingston
1972	.376	Cary Livingston
1973	.323	Bob Whitman, Jr.
1974	.368	John Foto
1975	.360	Barry Butera
1976	.384	John Foto
1977	.351	John Foto
1978	.343	Neal Comarda
1979	.379	Charles Melito
1980	.439	David Stokes
1981	.367	John Zelenka
1982	.378	Gregg Barrios
1983	.360	John Zelenka
1984	.406	Dan Wagner
1985	.398	Dan Wagner
1986	.376	Dan Wagner
1987	.392	William Rapp
1988	.399	Elliott Quinones
1989	.321	Lauren Flores
1990	.328	Bryan Brown
1991	.337	Bryan Brown
1992	.345	Thomas Mortan
1993	.352	Larry Schneider
1994	.395	Clint Allen
1995	.357	Blake Martensen
1996	.353	Jason Fitzgerald
1997	.387	Jason Fitzgerald
1998	.392	Chad Sutter
1999	.393	Chad Sutter
2000	.388	Jake Gautreau
2001	.395	Andy Cannizaro
2002	.400	James Jurries
2003	.420	Michael Aubrey
2004	.370	Matt Barket
2005	.359	Micah Owings
2006	.382	Warren McFadden
2007	.329	Brad Emaus
2008	.322	A. Scelfo/R. Segedin
2009	.353	Josh Prince
2010	.434	Rob Segedin
2011	.338	Jeremy Schaffer
2012	.357	Brennan Middleton
2013	.295	Brennan Middleton

Hits

1965	37	David Flettrich
1966	31	Michael Roos
1967	25	Ronald Scott
1968	16	William Fitzgerald
	16	Stephen Martin
1969	25	Wayne Franciques
1970	25	Butch Raley
1971	39	Cary Livingston
1972	38	Cary Livingston
1973	31	Bob Whitman, Jr.
1974	43	John Foto
1975	49	Barry Butera
1976	56	John Foto
1977	54	John Foto
1978	47	Neal Comarda
1979	61	Charles Melito
1980	61	David Stokes
1981	83	John Zelenka
1982	79	John Zelenka
1983	87	John Zelenka
1984	89	Dan Wagner
1985	90	Dan Wagner
1986	96	Dan Wagner
1987	86	David Smith
1988	75	Elliott Quinones
1989	59	Lauren Flores
1990	63	Bryan Brown
1991	58	Bryan Brown
1992	78	Thomas Mortan
1993	62	Larry Schneider
1994	87	Clint Allen
1995	78	Blake Martensen
1996	89	Jason Fitzgerald
1997	92	Jason Fitzgerald
1998	104	Brian Hughes
1999	104	James Jurries
2000	95	Jake Gautreau
2001	118	Andy Cannizaro
2002	96	James Jurries
2003	102	Michael Aubrey
2004	88	Matt Barket
2005	100	Tommy Manzella
2006	91	Warren McFadden
2007	77	Tim Guidry
2008	75	Rob Segedin
2009	77	Josh Prince
2010	92	Rob Segedin

2011	71	Jeremy Schaffer
2012	78	Nick Schneeberger
2013	65	Brennan Middleton

Runs

1965	21	David Flettrich
1966	30	Michael Roos
1967	15	M. Roos/ R. Scott
1968	10	John Arthurs
1969	14	W. Franciques/G. Pisarich
1970	18	Glenn Pisarich
1971	20	Curtis Zimmerman
1972	28	Cary Livingston
1973	18	B. Martiny/B. Whitman
1974	37	John Foto
1975	38	John Foto
1976	31	John Foto
1977	43	John Foto
1978	41	Brian Butera
1979	43	Charles Melito
1980	39	Karl Scheuermann
1981	62	John Olsen
1982	53	John Zelenka
1983	62	Dan Wagner
1984	73	Glen Fourmaux
1985	78	William Rapp
1986	81	William Rapp
1987	70	David Smith
1988	60	L. Flores/ E. Quinones
1989	58	Lauren Flores
1990	47	Bryan Brown
1991	42	Carlos Rodriguez
1992	59	Thomas Mortan
1993	47	Brad Burckel
1994	53	Carlos Rodriguez
1995	52	Kris Didion
1996	65	Brian Hughes
1997	75	Craig Brown
1998	84	Jason Sparks
1999	90	James Jurries
2000	69	James Jurries
2001	82	Jake Gautreau
2002	77	James Jurries
2003	76	Jonny Kaplan
2004	65	Joe Holland
2005	80	Nathan Southard
2006	61	Mark Hamilton
2007	43	Brad Emaus
2008	72	Anthony Scelfo
2009	57	Seth Henry
2010	55	Rob Segedin
2011	45	Jeremy Schaffer
2012	56	Brandon Boudreaux
2013	37	Brandon Boudreaux

Doubles

1965	3	Larry J. Schneider
1966	N/A	
1967	N/A	
1968	N/A	
1969	7	Wayne Franciques
1970	3	Cary Livingston
		Butch Raley, Edward Reese
1971	8	Cary Livingston
1972	7	Donald Hartman
		Cary Livingston, Bryan Martiny
1973	8	Bob Whitman, Jr.
1974	7	Bryan Martiny
1975	7	Barry Butera
1976	9	James Gaudet
1977	11	John Foto
1978	8	Mark Maher
1979	13	Charles Melito
1980	14	David Stokes
1981	20	John Olsen
1982	15	Eric Lane
1983	15	T. Mathews/D. Wagner
1984	19	Dan Wagner
1985	14	Tookie Spann
1986	26	Dan Wagner
1987	16	R. Brown/T. Spann
1988	16	Ronnie Brown
1989	10	Ronnie Brown
		Darrin Dares, Richard Parker
1990	18	Bryan Brown
1991	13	Bryan Brown
1992	14	Mike Triessl
1993	19	Brian Forest
1994	19	Clint Allen
1995	21	Clint Allen
1996	28	Jason Fitzgerald
1997	23	Brian Hughes
1998	29	Brian Hughes
1999	22	James Jurries
2000	20	J. Gautreau/J. Jurries
2001	34	Andy Cannizaro
2002	18	Jonny Kaplan
2003	20	M. Aubrey/T. Manzella
2004	19	Joe Holland

2005	24	T. Manzella/N. Southard
2006	24	Warren McFadden
2007	14	Warren McFadden
2008	18	S. Henry/R. Segedin
2009	18	Seth Henry
2010	29	Rob Segedin
2011	23	Jeremy Schaffer
2012	19	Jeremy Schaffer
2013	17	A. Garner/S. Potkay

Triples

1965	3	David Flettrich
1966	N/A	
1967	N/A	
1968	N/A	
1969	2	William Fitzgerald
1970	2	Cary Livingston
		Anthony Niel, Butch Raley
1971	2	Gary Bernard
1972	3	Gary Bernard
1973	1	Raoul Barrios
		Marlin Rogers, Curtis Zimmerman
1974	3	James Gaudet
1975	4	Barry Butera
1976	2	Raoul Barrios
1977	3	J. Foto/C. Melito
1978	2	B. Butera/W. Gaudet
1979	3	David Stokes
1980	3	Sam Dozier
1981	4	Marc Desjardins
		Reggie Reginelli, John Zelenka
1982	2	Five Players Tied
1983	5	Gregg Barrios
1984	7	Dan Wagner
1985	3	William Rapp
1986	5	Dan Wagner
1987	5	David Smith
1988	2	L. Flores/R. Parker
1989	4	B. Brown/L. Flores
1990	3	Bryan Brown
1991	9	Thomas Mortan
1992	5	Thomas Mortan
1993	4	Brad Burckel
1994	2	B.Forest/C. Rodriguez
1995	4	K. Didion/B. Hughes
1996	4	C. Brown/M. Pursell
1997	4	Jason Fitzgerald
1998	3	Mike Pursell
1999	4	James Jurries
2000	3	Andy Cannizaro
2001	4	M. Aubrey/M. Groff
2002	4	James Jurries
2003	4	Brian Boguevich
2004	4	Brian Boguevich
2005	4	Micah Owings
2006	4	Matt Riser
2007	4	Aja Barto
2008	7	Anthony Scelfo
2009	4	Josh Prince
2010	4	Nick Boullosa
2011	3	N. Schneeberger/G. Cannizaro
2012	4	Nick Schneeberger
2013	4	Richard Carthon

Home Runs

1965	3	David Flettrich
1966	2	George Ditta
		Ronald Scott, Toby Walcott
1967	3	Stephen Martin
1968	1	W. Fitzgerald/S. Martin
1969	4	Wayne Franciques
1970	3	C. Livingston/G. Pisarich
1971	3	Curtis Zimmerman
1972	4	D. Hartman/C. Zimmerman

1973	4	Bryan Martiny
1974	6	Bryan Martiny
1975	4	Bryan Martiny
1976	8	James Gaudet
1977	11	Barry Butera
1978	10	Mark Maher
1979	11	Charles Melito
1980	6	David Stokes
1981	15	John Olsen
1982	10	Eric Lane
1983	20	Thomas Mathews
1984	19	Thomas Mathews
1985	16	Dan Wagner
1986	15	Dan Wagner
1987	19	Tookie Spann
1988	21	Tookie Spann
1989	10	Darrin Dares
1990	12	Marty Posey
1991	11	Bryan Brown
1992	16	Larry Schneider
1993	9	Larry Schneider
1994	10	Larry Schneider
1995	8	Clint Allen
1996	16	Chad Sutter
1997	23	Chad Sutter
1998	30	Jason Sparks
1999	23	Chad Sutter
2000	16	Jake Gautreau
2001	21	Jake Gautreau
2002	20	James Jurries
2003	18	Michael Aubrey
2004	11	Greg Dini
2005	18	Micah Owings
2006	20	Mark Hamilton
2007	6	Aja Barto
2008	12	Anthony Scelfo
2009	16	Sam Honeck
2010	14	Rob Segedin
2011	6	Jeremy Schaffer
2012	9	Jeremy Schaffer
2013	3	G. Cannizaro/S. Potkay

Runs Batted In

1965	21	Larry J. Schneider
1966	30	Ronald Scott
1967	15	William Fitzgerald
1968	9	Wayne Franciques
1969	12	Wayne Franciques
1970	16	Cary Livingston
1971	18	Butch Raley
1972	21	Cary Livingston
1973	17	Bob Whitman, Jr.
1974	32	Bryan Martiny
1975	29	Barry Butera
1976	45	James Gaudet
1977	41	Barry Butera
1978	40	Charles Melito
1979	45	Charles Melito
1980	44	David Stokes
1981	55	John Zelenka
1982	50	Eric Lane
1983	71	Thomas Mathews
1984	75	T. Mathews/D. Wagner
1985	69	Dan Wagner
1986	76	Dan Wagner
1987	82	Tookie Spann
1988	73	Tookie Spann
1989	51	Darrin Dares
1990	51	Marty Posey
1991	43	Bryan Brown
1992	57	Marc Triessl
1993	40	Larry Schneider
1994	57	Larry Schneider
1995	50	Clint Allen

1996	67	Chad Sutter
1997	79	Jason Fitzgerald
1998	90	Jason Sparks
1999	87	Chad Sutter
2000	68	Jake Gautreau
2001	96	Jake Gautreau
2002	74	James Jurries
2003	79	Michael Aubrey
2004	68	Brian Boguevich
2005	65	Micah Owings
2006	69	Mark Hamilton
2007	38	Tim Guidry
2008	59	Rob Segedin
2009	70	Sam Honeck
2010	54	Rob Segedin
2011	37	Jeremy Schaffer
2012	49	Jeremy Schaffer
2013	35	A. Garner/S. Potkay

Slugging Percentage

1965	.537	David Flettrich
1966	.455	Ronald Scott
1967	.441	William Fitzgerald
1968	.271	William Fitzgerald
1969	.603	Wayne Franciques
1970	.473	Butch Raley
1971	.530	Cary Livingston
1972	.567	Donald Hartman
1973	.406	Bob Whitman, Jr.
1974	.532	Bryan Martiny
1975	.537	Barry Butera
1976	.560	James Gaudet
1977	.616	Barry Butera
1978	.617	Mark Maher
1979	.689	Charles Melito
1980	.698	David Stokes
1981	.668	John Olsen
1982	.616	Gregg Barrios
1983	.740	Thomas Mathews
1984	.763	Dan Wagner
1985	.763	Dan Wagner
1986	.694	Dan Wagner
1987	.724	Tookie Spann
1988	.809	Tookie Span
1989	.514	Darrin Dares
1990	.594	Bryan Brown
1991	.616	Bryan Brown
1992	.609	Larry Schneider
1993	.574	Larry Schneider
1994	.586	Clint Allen
1995	.517	Clint Allen
1996	.579	Jason Fitzgerald
1997	.739	Jason Fitzgerald
1998	.846	Jason Sparks
1999	.732	Chad Sutter
2000	.682	Jake Gautreau
2001	.659	Jake Gautreau
2002	.750	James Jurries
2003	.733	Michael Aubrey
2004	.575	Greg Dini
2005	.733	Micah Owings
2006	.643	Mark Hamilton
2007	.451	Aja Barto
2008	.578	Anthony Scelfo
2009	.630	Sam Honeck
2010	.788	Rob Segedin

YEAR-BY-YEAR LEADERS

1968	10	Wayne Franciques
1969	18	Glenn Pisarich
1970	18	Glenn Pisarich
1971	20	Gary Bernard
1972	32	Donald Hartman
1973	23	Raoul Barrios
1974	25	John Foto
1975	28	Raoul Barrios
1976	34	Neal Comarda
1977	29	Barry Butera, John Foto
1978	41	Mark Maher
1979	35	Brian Butera
1980	31	Larry Cabaceiras
1981	46	Karl Scheuermann
1982	45	Steve Riley
1983	59	Glen Fourmaux
1984	71	Steve Riley
1985	64	Glen Fourmaux
1986	75	William Rapp
1987	70	William Rapp
1988	60	Brian Reaney
1989	43	Lauren Flores
1990	38	Lauren Flores
1991	28	Andy Sheets
1992	45	Larry Schneider
1993	46	Larry Schneider
1994	52	Larry Schneider
1995	35	Craig Brown
1996	47	Craig Brown
1997	54	Craig Brown
1998	54	Mike Pursell
1999	52	Chad Sutter
2000	51	James Juries
2001	42	Jake Gautreau
2002	43	James Juries
2003	36	Brian Bormaster
2004	36	Brian Bormaster
2005	52	Matt Barket
2006	53	Cat Everett
2007	41	Brad Emaus
2008	54	Anthony Scelfo
2009	54	Sam Honeck
2010	33	R. Segedin/B. Crohan
2011	39	Jeremy Schaffer
2012	41	Jeremy Schaffer
2013	33	Brandon Boudreaux

1965	22	Raymond Nord
1966	N/A	
1967	N/A	
1968	18	John Arthurs
1969	17	Martin Donovan
1970	17	Glenn Pisarich
1971	21	Donald Hartman
1972	25	Bryan Martiny
1973	24	Bryan Martiny
1974	24	Donald Hartman
1975	21	Bryan Martiny
1976	21	Larry Cabaceiras
1977	31	Mickey Retif
1978	23	Mark Maher
1979	23	Larry Cabaceiras
1980	17	Kenneth Retif
1981	30	William Vogt
1982	35	Gregory Delaune
1983	32	Dan Wagner
1984	26	Camille Lefort
1985	38	Camille Lefort
1986	29	William Rapp
1987	44	Richard Parker
1988	39	Fred Levenson
1989	35	Richard Parker
1990	45	Darrin Dares
1991	45	Thomas Mortan
1992	52	Brad Burckel
1993	51	Brad Burckel
1994	49	Brad Burckel
1995	48	Blake Martensen
1996	55	Michael Johns
1997	48	Chad Sutter
1998	56	Jason Sparks
1999	65	Jake Burnham
2000	35	James Juries
2001	41	Jake Gautreau
2002	45	Brooks Shankle
2003	49	Tommy Manzella
2004	50	Matt Barket
2005	52	Micah Owings
2006	48	Warren McFadden
2007	56	Aja Barto
2008	54	Jared Dyer
2009	47	Sam Honeck
2010	42	Blake Crohan
2011	35	Garrett Cannizaro
2012	34	Nick Schneberger
2013	51	Sean Potkay

1965	14	David Flettrich
1966	N/A	
1967	5	Michael Roos
1968	4	Wayne Franciques
1969	7	Wayne Franciques
1970	4	Glenn Pisarich
1971	5	Gary Bernard
1972	7	Bryan Martiny
1973	10	Gary Roney
1974	28	John Foto
1975	21	Gary Roney
1976	18	John Foto
1977	13	John Foto
1978	16	Wilbur Babin
1979	11	Karl Scheuermann
1980	12	Kenneth Retif
1981	19	Reggie Reginelli
1982	22	John Zelenka
1983	14	Glen Fourmaux
1984	37	Glen Fourmaux
1985	19	Joseph Mahoney
1986	43	William Rapp
1987	17	W. Rapp/D. Smith
1988	10	Lauren Flores
1989	18	Elliott Quinones
1990	6	Bryan Brown
1991	20	Bryan Brown
1992	19	Thomas Mortan
1993	14	Lance Licciardi
1994	13	Brian Forest
1995	24	Kris Didion
1996	32	Brian Hughes
1997	22	Craig Brown
1998	35	Brian Hughes
1999	31	Andy Cannizaro
2000	20	Andy Cannizaro
2001	52	Andy Cannizaro
2002	30	J. Juries/J. Kaplan
2003	48	Jonny Kaplan
2004	13	Matt Barket
2005	21	Tommy Manzella
2006	27	Nathan Southard
2007	9	C. Everett/A. Scelfo
2008	21	Aja Barto
2009	48	Josh Prince
2010	7	Nick Boulosa
2011	18	Nick Boulosa
2012	14	Brennan Middleton
2013	14	Richard Carthon

1965	11	John Olagues
1966	12	John Olagues
1967	8	David Andignac
1968	10	David Andignac
1969	9	Robert Thomas
1970	10	R. Thomas/C. Winter
1971	11	Robert Thomas
1972	12	John Ryan
1973	14	Kenneth Cronin
1974	11	Vincent DeGrouitola
1975	14	Steve Mura
1976	13	Vincent DeGrouitola
1977	15	K. Franciques/B. Hebert
1978	15	Joseph Tkac
1979	16	Kenneth Franciques
1980	14	Joe Pursell
1981	17	P. Fitch/W. Kampen
1982	19	Marc Desjardins
1983	22	Marc Desjardins
1984	21	Marc Desjardins
1985	21	Kevin Mmahat
1986	32	Thomas Little
1987	26	Gerald Alexander
1988	19	Gerald Alexander
1989	17	Steve Rowley
1990	25	Chris Smigliani
1991	22	Juan Ibieta
1992	23	Juan Ibieta
1993	25	J. Ibieta/M. Romano
1994	34	Brian Gibbs
1995	24	Brian Gibbs
1996	29	Todd Ardoine
1997	28	Jack Cressend
1998	32	Todd Ardoine
1999	41	Brandon Belanger
2000	31	Brandon Belanger
2001	24	Barth Melius
2002	29	Joey Charron
2003	39	Joey Charron
2004	28	Joey Charron
2005	31	Daniel Latham
2006	35	Daniel Latham
2007	29	Daniel Latham
2008	26	Mason Griffin
2009	22	Nick Pepitone
2010	28	Nick Pepitone
2011	29	Alex Facundus



One of several junior college transfers to flourish at Tulane, Henry Bonilla led the team in innings pitched and strikeouts both seasons in which he donned a Green Wave uniform. Bonilla fanned 131 batters in 124.0 innings of work in 1999 and followed that with 106 punchouts in 119.1 frames as a senior in 2000.

2012	27	D.J. Ponder
2013	26	Ian Gibaut

1965	5	L. Blanda, Jr./J. Olagues
1966	7	John Olagues
1967	2	John Arthurs
1968	5	Bobby Duhon, Donald Simpson
1969	5	David Andignac
1970	7	Christopher Winter
1971	5	Christopher Winter
1972	7	R. Thomas/C. Winter
1973	4	Anthony Beaulieu
1974	6	K. Cronin/J. Ryan
1975	10	John Ryan
1976	8	Steve Mura
1977	9	V. DeGrouitola/K. Franciques
1978	7	Joseph Tkac
1979	13	Kenneth Franciques
1980	8	William Kampen
1981	8	Brian Migliore
1982	9	Marc Desjardins
1983	12	Marc Desjardins
1984	11	Marc Desjardins
1985	9	Mike Borgatti
1986	11	Sam Amarena
1987	13	Rickey Pursell
1988	11	Gerald Alexander
1989	8	Steve Rowley
1990	5	Chris Smigliani
1991	8	Juan Ibieta
1992	17	Mike Romano
1993	6	Mike Romano
1994	11	David Stewart
1995	6	S. Bell/J. Cressend
1996	11	Jason Navarro
1997	12	Jason Navarro
1998	13	Josh Bobbitt
1999	13	Jared Berkowitz
2000	12	Jared Berkowitz
2001	10	Barth Melius
2002	10	Nick Bourgeois
2003	9	Cory Hahn
2004	9	B. Bogusevic/C. Hahn
2005	13	Brian Bogusevic
2006	9	Billy Mohl
2007	8	M. Goebel/S. Morgan
2008	9	Shooter Hunt
2009	8	Conrad Flynn
2010	7	Robby Broach
2011	8	Alex Facundus
2012	9	Alex Byo
2013	6	Alex Byo

1965	1	D. Christian /J. Ryan
1966	1	Four Players Tied
1967	1	Vincent DeGrouitola
1968	N/A	John Kuhlman, Steve Mura
1969	N/A	
1970	N/A	Barry Hebert
1971	N/A	
1972	N/A	
1973	N/A	
1974	N/A	
1975	N/A	
1976	N/A	
1977	N/A	
1978	N/A	
1979	N/A	
1980	N/A	
1981	N/A	
1982	N/A	
1983	N/A	
1984	2	Marc Desjardins
1985	2	Ricky Pursell, Brian Shearman
1986	8	S. Amarena/B. Grinnell
1987	8	Thomas Little

1987	4	Gerald Alexander
1988	4	Gerald Alexander
1989	1	Four Players Tied
1990	2	Chris Smigliani
1991	6	Juan Ibieta
1992	3	Juan Ibieta
1993	3	Juan Ibieta
1994	10	Brian Gibbs
1995	5	Todd Ardoine
1996	5	Todd Ardoine
1997	4	Todd Ardoine
1998	6	Todd Ardoine
1999	16	Brandon Belanger
2000	11	Brandon Belanger
2001	4	Barth Melius
2002	9	Joey Charron
2003	12	Joey Charron
2004	6	Daniel Latham
2005	13	Daniel Latham
2006	14	Daniel Latham
2007	10	Daniel Latham
2008	7	Mason Griffin
2009	9	Nick Pepitone
2010	8	Nick Pepitone
2011	14	Nick Pepitone
2012	12	D.J. Ponder
2013	12	Ian Gibaut

1965	1.94	John Olagues
1966	1.99	John Olagues
1967	2.82	Bobby Duhon
1968	2.04	David Andignac
1969	1.43	Christopher Winter
1970	1.60	Stephen Walton
1971	1.12	Christopher Winter
1972	1.22	Edward Bernard
1973	2.84	Edward Bernard
1974	2.56	Vincent DeGrouitola
1975	1.33	Steve Mura
1976	1.40	Steve Mura
1977	3.12	Jack Snell
1978	3.01	Joseph Tkac
1979	1.95	Kenneth Franciques
1980	1.70	William Kampen
1981	4.56	William Kampen
1982	3.59	Marc Desjardins
1983	2.96	Brian Migliore
1984	3.97	Marc Desjardins
1985	2.39	Mike Borgatti
1986	2.33	Thomas Little
1987	3.47	Gerald Alexander
1988	3.41	Gerald Alexander
1989	3.57	Glenn Sheuermann
1990	5.44	Jeff Blum
1991	2.85	Ivan Zweig
1992	2.40	Mike Romano
1993	3.82	Mike Romano
1994	1.98	Brian Gibbs
1995	3.77	Jared Robinson
1996	3.30	Jason Navarro
1997	2.00	Jason Navarro
1998	2.78	Raul Echeverez
1999	2.59	Brandon Belanger
2000	3.77	Jared Berkowitz
2001	3.51	Matt Foster
2002	3.27	Nick Bourgeois
2003	3.07	Cory Hahn
2004	3.39	J.R. Crowl
2005	3.25	Brian Bogusevic
2006	3.51	Sean Morgan
2007	2.62	Shooter Hunt
2008	2.68	Shooter Hunt

2009	3.93	Conrad Flynn
2010	4.57	Conrad Flynn
2011	3.32	Alex Byo
2012	2.86	David Napoli
2013	2.22	Tony Rizzotti

1965	83.1	John Olagues
1966	86.0	John Olagues
1967	47.2	Donald Simpson
1968	61.2	David Andignac
1969	37.2	Christopher Winter
1970	63.0	Christopher Winter
1971	79.0	Robert Thomas
1972	66.2	Edward Bernard
1973	67.0	Kenneth Cronin
1974	65.2	Steve Mura
1975	101.2	Steve Mura
1976	96.1	Steve Mura
1977	86.1	Kenneth Franciques
1978	70.1	Frank Wills
1979	115.1	Kenneth Franciques
1980	73.1	Joe Pursell
1981	91.0	Brian Migliore
1982	95.1	Jack Catanese
1983	122.1	Marc Desjardins
1984	120.0	Marc Desjardins
1985	91.1	Thomas Little
1986	128.0	Mike Borgatti
1987	153.1	Sam Amarena
1988	126.2	Gerald Alexander
1989	96.1	Steve Rowley
1990	101.0	Henri Saunders
1991	120.0	Ivan Zweig
1992	165.1	Mike Romano
1993	122.2	Mike Romano
1994	93.0	R. Conway/D. Stewart
1995	75.1	Alex Lentoy
1996	102.2	Jack Cressend
1997	112.1	Jason Navarro
1998	116.2	Josh Bobbitt
1999	124.0	Henry Bonilla
2000	119.1	Henry Bonilla
2001	101.2	Barth Melius
2002	115.2	Nick Bourgeois
2003	106.0	J.R. Crowl
2004	111.2	Brian Bogusevic
2005	130.1	Brian Bogusevic
2006	118.0	Sean Morgan
2007	103.0	Sean Morgan
2008	100.2	Shooter Hunt
2009	87.0	Conrad Flynn
2010	84.2	Conrad Flynn
2011	89.2	Conrad Flynn
2012	90.2	Alex Byo
2013	99.0	Alex Byo

1965	136	John Olagues
1966	128	John Olagues
1967	24	John Arthurs
1968	51	David Andignac
1969	34	Robert

YEAR-BY-YEAR LEADERS

1980	75	Frank Wills
1981	56	Brian Migliore
1982	54	Jack Catanese
1983	62	Marc Desjardins
1984	58	Marc Desjardins
1985	85	Thomas Little
1986	96	Sam Amarena
1987	122	Sam Amarena
1988	151	Gerald Alexander
1989	67	Gerald Alexander
1990	43	Henri Saunders
1991	146	Ivan Zweig
1992	174	Mike Romano
1993	128	Mike Romano
1994	110	Todd Dyess
1995	83	Jack Cressend
1996	123	Jack Cressend
1997	135	Jason Navarro
1998	133	Josh Bobbitt
1999	131	Henry Bonilla
2000	106	Henry Bonilla
2001	74	Matt Foster
2002	114	Nick Bourgeois
2003	73	J.R. Crowl
2004	84	Brian Boguevic
2005	135	Micah Owings
2006	125	Sean Morgan
2007	122	Sean Morgan
2008	126	Shooter Hunt
2009	61	Aaron Loup
2010	76	Robby Broach
2011	66	Conrad Flynn
2012	57	David Napoli
2013	57	Tony Rizzotti

Walks

1965	43	John Olagues
1966	62	John Olagues
1967	27	George Ditta
1968	30	David Andignac
1969	12	J. Tillette/C. Winter
1970	21	Christopher Winter
1971	28	Robert Thomas
1972	24	John Ryan
1973	33	Edward Bernard
1974	32	Steve Mura
1975	40	Kenneth Cronin
1976	54	Steve Mura
1977	58	Jack Snell
1978	64	Joseph Tkac
1979	49	Joseph Tkac
1980	44	Frank Wills
1981	46	William Kampen
1982	43	Jack Catanese
1983	51	Marc Desjardins
1984	48	Marc Desjardins
1985	40	Mike Borgatti

1986	48	Sam Amarena
1987	52	Sam Amarena
1988	44	Gerald Alexander
1989	57	Steve Rowley
1990	59	Henri Saunders
1991	70	Ivan Zweig
1992	70	Mike Romano
1993	79	Mike Romano
1994	59	Todd Dyess
1995	40	Alex Lontayo
1996	48	Jason Navarro
1997	37	Jason Navarro
1998	35	Josh Bobbitt
1999	46	Raul Echeverz
2000	51	Henry Bonilla
2001	38	Nick Bourgeois
2002	45	Nick Bourgeois
2003	33	J.R. Crowl
2004	30	J.R. Crowl
2005	42	Brian Boguevic
2006	39	Sean Morgan
2007	49	Sean Morgan
2008	56	Shooter Hunt
2009	28	Josh Zeid
2010	26	Robby Broach
2011	37	Drew Zizinia
2012	39	David Napoli
2013	33	David Napoli

Hits Allowed

1965	53	John Olagues
1966	58	John Olagues
1967	55	Donald Simpson
1968	47	David Andignac
1969	25	R. Thomas/C. Winter
1970	57	Robert Thomas
1971	61	Robert Thomas
1972	46	Anthony Beaulieu
1973	68	Kenneth Cronin
1974	56	Kenneth Cronin
1975	68	Steve Mura
1976	63	Steve Mura
1977	84	Kenneth Francigues
1978	72	Kenneth Francigues
1979	87	Kenneth Francigues
1980	55	Frank Wills
1981	90	B. Migliore/S. Murphy
1982	89	Marc Desjardins
1983	138	Marc Desjardins
1984	134	Marc Desjardins
1985	108	Barry Grinnell
1986	130	Mike Borgatti
1987	128	Sam Amarena
1988	104	Gerald Alexander
1989	109	Steve Rowley
1990	140	Henri Saunders
1991	88	David Welch
1992	134	Mike Romano

1993	118	Mike Romano
1994	121	David Stewart
1995	76	Jack Cressend
1996	111	Scott Bell
1997	99	Jared Berkowitz
1998	105	Josh Bobbitt
1999	133	Jared Berkowitz
2000	145	Henry Bonilla
2001	115	Barth Melius
2002	115	Beau Richardson
2003	106	J.R. Crowl
2004	128	Brian Boguevic
2005	130	Brian Boguevic
2006	123	Brandon Gomes
2007	103	Brandon Gomes
2008	68	Jonathan Garrett
2009	91	Conrad Flynn
2010	95	Conrad Flynn
2011	92	Conrad Flynn
2012	87	Alex Byo
2013	102	Alex Byo

Runs Allowed

1965	27	John Olagues
1966	39	John Olagues
1967	33	Donald Simpson
1968	20	David Andignac
1969	11	D. Andignac/R. Thomas
1970	21	Christopher Winter
1971	28	Robert Thomas
1972	20	Kenneth Cronin
1973	31	Kenneth Cronin
1974	32	Anthony Beaulieu
1975	25	Kenneth Cronin
1976	28	Vincent DeGrouttola
1977	48	Kenneth Francigues
1978	46	Joseph Tkac
1979	54	Frank Wills
1980	37	Frank Wills
1981	54	Brian Migliore
1982	53	Jack Catanese
1983	67	Marc Desjardins
1984	66	Marc Desjardins
1985	77	Barry Grinnell
1986	69	Mike Borgatti
1987	84	Sam Amarena
1988	61	Gerald Alexander
1989	73	Steve Rowley
1990	103	Henri Saunders
1991	54	M. Romano/D. Welch
1992	76	Ivan Zweig
1993	80	Mike Romano
1994	78	Robbie Conway
1995	47	Scott Williamson
1996	52	Scott Bell
1997	49	Alex Lontayo
1998	54	Josh Bobbitt
1999	65	Jared Berkowitz

2000	90	Henry Bonilla
2001	72	Barth Melius
2002	71	Beau Richardson
2003	50	J.R. Crowl
2004	55	Brian Boguevic
2005	55	Brian Boguevic
2006	69	Brandon Gomes
2007	51	Sean Morgan
2008	44	Jonathan Garrett
2009	47	Conrad Flynn
2010	49	Robby Broach
2011	50	Conrad Flynn
2012	36	Alex Byo
2013	45	Alex Byo

Earned Runs Allowed

1965	18	John Olagues
1966	19	John Olagues
1967	28	Donald Simpson
1968	14	David Andignac
1969	8	Robert Thomas
1970	18	Christopher Winter
1971	19	Robert Thomas
1972	15	Kenneth Cronin
1973	27	Kenneth Cronin
1974	26	Kenneth Cronin
1975	25	Kenneth Cronin
1976	21	Vincent DeGrouttola
1977	43	Kenneth Francigues
1978	36	Kenneth Francigues
1979	29	Frank Wills
1980	26	Michael Maack
1981	48	Brian Migliore
1982	40	Jack Catanese
1983	55	Marc Desjardins
1984	53	M. Desjardins/B. Grinnell
1985	63	Barry Grinnell
1986	61	Mike Borgatti
1987	62	Sam Amarena
1988	48	Gerald Alexander
1989	56	Steve Rowley
1990	74	Henri Saunders
1991	47	M. Romano/D. Welch
1992	60	Ivan Zweig
1993	52	Mike Romano
1994	61	R. Conway/T. Dyess
1995	40	Scott Williamson
1996	45	Alex Lontayo
1997	37	Scott Bell
1998	48	Scott Bell
1999	52	Jared Berkowitz
2000	70	Henry Bonilla
2001	68	Barth Melius
2002	57	Beau Richardson
2003	40	J.R. Crowl
2004	52	Brian Boguevic
2005	50	J.R. Crowl
2006	57	Brandon Gomes
2007	47	Sean Morgan
2008	41	Jonathan Garrett
2009	38	Conrad Flynn
		Aaron Loup, Matt Petition
2010	46	Robby Broach
2011	43	Conrad Flynn
2012	34	Alex Byo
2013	32	R. LeBlanc/A. Byo

Complete Games

1965	5	L. Blanda, Jr./J. Olagues
1966	4	John Olagues
1967	8	Donald Simpson
1968	8	David Andignac
1969	3	Christopher Winter
1970	5	Christopher Winter
1971	11	Robert Thomas
1972	9	Edward Bernard
1973	4	A. Beaulieu/E. Bernard
1974	6	Steve Mura
1975	11	Steve Mura
1976	10	Steve Mura
1977	7	Kenneth Francigues
1978	7	Joseph Tkac
1979	11	Kenneth Francigues
1980	4	W. Kampen/J. Pursell
1981	7	P. Fitch/B. Migliore
1982	7	Marc Desjardins
1983	10	Marc Desjardins
1984	10	Marc Desjardins
1985	8	Mike Borgatti
1986	8	Sam Amarena
1987	10	Sam Amarena
1988	12	Gerald Alexander
1989	7	Steve Rowley
1990	5	Henri Saunders
1991	9	Ivan Zweig
1992	15	Mike Romano
1993	7	Mike Romano
1994	2	R. Conway/T. Dyess
1995	2	Alex Lontayo
1996	4	Jack Cressend
1997	4	Jason Navarro
1998	5	Josh Bobbitt
1999	4	J. Berkowitz/H. Bonilla
2000	4	J. Berkowitz/H. Bonilla
2001	2	Matt Foster
2002	3	Beau Richardson
2003	2	J.R. Crowl/B. Mohl
2004	3	B. Boguevic/J.R. Crowl
2005	2	Brian Boguevic
2006	1	B. Gomes/S. Morgan
2007	2	Brandon Gomes
2008	1	J. Garrett/M. Petition
2009	3	Conrad Flynn
2010		No Complete Games
2011	1	Wade Konwicka
2012	N/A	
2013	2	Tony Rizzotti/Alex Byo

Opponents Batting Average


1992	.220	Mike Romano
1993	.240	Todd Dyess
1994	.240	Todd Dyess
1995	.233	Alex Lontayo
1996	.242	Jason Navarro
1997	.203	Jason Navarro
1998	.236	Josh Bobbitt
1999	.259	Brandon Belanger
2000	.264	Dan O'Gara
2001	.267	Beau Richardson
2002	.229	Nick Bourgeois
2003	.262	J.R. Crowl
2004	.265	Daniel Latham
2005	.228	Micah Owings
2006	.222	Sean Morgan
2007	.232	Shooter Hunt
2008	.175	Shooter Hunt
2009	.236	Josh Zeid
2010	.280	Conrad Flynn
2011	.236	Drew Zizinia
2012	.193	D.J. Ponder
2013	.176	David Napoli



Shooter Hunt held batters to a mere .175 batting average during his stellar 2008 campaign. The mark is by far the lowest batting average allowed by a Green Wave pitcher over the course of a season since the statistic began being kept in 1992.



YEAR-BY-YEAR LEADERS



Brothers Andy (l) and Garrett Cannizaro shared more than just a jersey number during their tenures with the Green Wave. Both showed amazing range on the left side of the infield, proven by their statistics. Andy led the Green Wave in assists during the 1998, 2000 and 2001 seasons with numbers of 186, 182 and 181, respectively. Garrett followed that up by posting team highs in assists during the 2010 season - with 140 - and the 2011 season - with 176.

Putouts

1965	147	George Booker
1966	N/A	
1967	100	John Arthurs
1968	179	John Arthurs
1969	105	William Fitzgerald
1970	136	Butch Raley
1971	148	Butch Raley
1972	169	Gary Ray
1973	211	Gary Zimmerman
1974	240	David Seay
1975	298	David Seay
1976	345	James Gaudet
1977	280	Mark Maher
1978	260	Charles Melito
1979	341	Charles Melito
1980	307	Carlos Cambo
1981	290	Carlos Cambo
1982	389	Thomas Mathews
1983	514	Thomas Mathews
1984	475	Thomas Mathews
1985	496	John Reich
1986	427	John Reich
1987	516	Brian Reaney
1988	276	Darrin Dares
1989	N/A	
1990	236	Mary Posey
1991	366	Larry Schneider
1992	473	Larry Schneider
1993	341	Larry Schneider
1994	476	Larry Schneider
1995	442	Clint Allen
1996	525	Keith Graffagnini
1997	460	Chad Sutter
1998	482	Keith Graffagnini
1999	513	Mickey McKee
2000	404	Nick Herz
2001	397	James Jurries
2002	291	Michael Aubrey
2003	582	Michael Aubrey
2004	435	Greg Dini
2005	547	Greg Dini
2006	556	Mark Hamilton
2007	402	Tim Guidry
2008	525	Sam Honeck
2009	509	Sam Honeck
2010	477	Matt Ryan
2011	426	Matt Ryan
2012	377	Sean Potkay
2013	516	Sean Potkay

Assists

1965	48	Larry J. Schneider
1966	N/A	
1967	58	Ronald Scott
1968	59	Wayne Franciques
1969	59	Wayne Franciques
1970	55	Martin Donovan
1971	83	Gary Bernard
1972	69	Gary Bernard
1973	79	Gary Bernard
1974	85	Raoul Barrios
1975	103	Barry Butera
1976	76	R. Barrios/R. Marcomb
1977	91	Barry Butera
1978	97	David Stokes
1979	97	William Vogt
1980	104	David Stokes
1981	165	William Vogt
1982	190	Glen Fourmaux
1983	233	Glen Fourmaux
1984	175	Glen Fourmaux
1985	140	Ronald Marigny
1986	152	Troy Mitchell
1987	156	Troy Mitchell
1988	109	Ronnie Brown
1989	N/A	
1990	159	Andy Sheets
1991	139	Rick Chanove
1992	134	Brad Burckel
1993	141	Rick Chanove
1994	173	Blake Martensen
1995	147	Blake Martensen
1996	182	Michael Johns
1997	140	Michael Johns
1998	186	Andy Cannizaro
1999	186	James Jurries
2000	182	Andy Cannizaro
2001	181	Andy Cannizaro
2002	135	Tommy Manzella
2003	204	Tony Giarratano
2004	185	Tommy Manzella
2005	178	Tommy Manzella
2006	185	Cat Everett
2007	153	Cat Everett
2008	173	Seth Henry
2009	173	Seth Henry
2010	140	Garrett Cannizaro
2011	176	Garrett Cannizaro
2012	180	Brennan Middleton
2013	207	Brennan Middleton



Tommy Manzella paced the Green Wave in putouts three times while wearing the Olive and Blue, doing so in 2002, 2004 and 2005. The shortstop posted 135 in 2002, 185 in 2004 and 178 in 2005 and ranks third on the all-time list with 646 career assists.



YEAR-BY-YEAR TEAM HITTING STATS

Year	Avg.	GS-GP	AB	R	H	2B	3B	HR	RBI	TB	SLG%	BB	HBP	SO	GDP	OB%	SF	SH	SB-ATT	PO	A	E	FLD%
1965	.248	25-25	822	138	204	20	9	13	120	281	.342	117	9	157	--	.346	6	30	36-NA	662	211	47	.949
1966	.290	24-24	792	182	230	--	--	12	153	--	--	--	--	--	--	--	--	--	NA-NA	--	--	--	--
1967	.239	20-20	658	98	157	--	--	13	91	--	--	--	--	--	--	--	--	--	13-NA	524	216	39	.950
1968	.200	20-20	609	54	122	--	--	2	45	--	--	70	3	134	--	--	--	--	17-NA	489	193	35	.951
1969	.263	18-18	586	86	154	21	4	10	74	213	.363	63	6	93	--	--	--	--	19-NA	466	211	36	.950
1970	.249	22-22	667	98	166	14	8	10	80	226	.339	89	9	109	--	--	--	--	14-NA	572	231	40	.953
1971	.244	26-26	816	107	199	35	4	8	92	266	.326	111	2	141	--	--	--	--	19-NA	660	271	47	.952
1972	.256	29-29	866	179	222	46	6	18	146	334	.386	162	5	131	--	--	--	--	22-NA	707	282	35	.966
1973	.243	28-28	843	129	205	23	3	10	107	264	.313	118	12	155	--	--	--	--	21-NA	694	258	40	.960
1974	.290	33-33	1049	222	304	30	7	16	170	396	.378	184	16	142	--	--	--	--	65-NA	813	362	69	.945
1975	.275	36-36	1102	195	303	39	8	14	164	400	.363	167	--	108	--	--	--	--	71-NA	887	399	58	.957
1976	.276	39-39	1189	199	328	36	7	16	166	426	.358	155	--	139	--	--	--	--	47-NA	958	343	52	.962
1977	.288	42-42	1316	279	379	64	14	49	254	618	.470	221	--	187	--	--	--	--	50-NA	1047	396	71	.953
1978	.276	43-43	1271	285	351	38	6	40	245	521	.410	253	18	173	--	.400	14	16	56-NA	1000	425	90	.941
1979	.295	48-48	1403	298	414	58	8	42	268	614	.438	224	20	151	--	.396	14	21	55-NA	1112	459	76	.954
1980	.337	41-41	1210	267	408	64	13	30	243	588	.486	192	28	123	--	.432	24	14	60-NA	958	488	51	.966
1981	.323	63-63	1991	484	643	110	27	63	429	996	.500	316	22	196	--	--	--	--	70-NA	1384	546	78	.961
1982	.324	57-57	1749	417	567	98	12	59	379	866	.495	265	20	183	--	--	--	--	91-NA	1295	646	78	.961
1983	.325	62-62	1892	512	614	107	21	82	442	1009	.533	359	17	205	--	.430	34	6	71-95	1420	700	97	.956
1984	.307	58-58	1785	485	584	118	14	70	420	904	.506	398	18	211	58	.432	28	15	121-139	1358	630	100	.952
1985	.326	60-60	1956	518	637	102	12	61	456	946	.484	318	36	275	49	.424	30	17	96-119	1416	573	118	.944
1986	.314	64-64	2114	563	664	133	18	61	482	1016	.481	381	27	269	26	.418	44	23	129-158	1581	653	114	.951
1987	.308	62-62	2022	479	623	114	13	65	431	958	.474	382	7	313	52	.416	24	30	58-81	1547	650	111	.952
1988	.293	50-50	1594	358	467	90	7	44	306	703	.441	291	21	295	--	.404	22	16	32-46	1206	428	61	.964
1989	.260	53-53	1628	291	423	75	14	27	243	607	.373	251	20	291	--	.362	17	16	62-88	--	--	--	--
1990	.277	54-54	1693	316	469	100	8	40	287	705	.416	268	24	302	42	.377	32	12	31-47	1289	590	133	.934
1991	.261	54-54	1695	317	442	65	21	38	285	663	.391	241	31	329	30	.358	26	23	63-89	1361	508	91	.954
1992	.292	63-63	2057	426	601	96	29	62	383	941	.457	303	47	369	53	.389	36	27	61-89	1597	579	116	.949
1993	.283	54-54	1830	330	518	117	14	43	293	792	.433	238	34	327	55	.373	17	21	40-57	1409	549	109	.947
1994	.289	65-65	2268	452	655	119	11	63	398	985	.434	320	45	366	--	.383	28	27	70-106	1741	648	103	.959
1995	.299	58-58	1950	363	583	100	18	28	295	803	.412	248	35	380	41	.384	22	23	115-170	1502	564	93	.957
1996	.299	63-63	2188	456	655	134	20	50	388	979	.447	317	42	423	34	.394	29	37	115-149	1679	648	72	.970
1997	.298	61-61	2111	477	629	132	15	94	432	1073	.508	309	52	379	30	.396	30	34	104-138	1625	628	98	.958
1998	.340	63-63	2256	593	766	168	10	105	536	1269	.563	316	81	354	54	.433	35	35	111-136	1643	645	105	.956
1999	.326	65-65	2311	568	754	139	10	128	520	1297	.561	269	65	413	38	.405	40	36	101-133	1738	735	99	.962
2000	.312	61-61	2132	432	665	127	14	53	392	979	.459	274	45	303	55	.397	28	42	74-100	1624	643	92	.961
2001	.338	69-69	2499	639	844	149	18	78	587	1263	.505	318	69	371	49	.419	52	33	146-174	1857	683	99	.962
2002	.302	63-63	2249	449	680	128	13	65	399	1029	.458	227	49	417	32	.374	32	20	116-146	1661	673	87	.964
2003	.314	63-63	2199	458	691	128	14	70	407	1057	.481	232	66	360	53	.393	21	30	116-146	1658	692	66	.973
2004	.314	62-62	2150	441	675	128	6	72	404	1031	.480	248	50	345	50	.392	32	51	55-74	1642	678	80	.967
2005	.318	68-68	2338	541	743	164	9	84	504	1177	.503	331	71	387	59	.413	34	31	69-97	1806	614	68	.973
2006	.291	64-64	2153	418	627	113	11	48	380	906	.421	311	66	404	44	.392	32	55	69-96	1722	629	52	.978
2007	.290	60-60	1998	335	579	81	9	35	302	783	.392	267	49	324	50	.382	28	55	56-81	1584	609	59	.974
2008	.289	62-62	2134	434	616	117	22	60	386	957	.448	307	43	428	41	.385	26	40	96-119	1662	666	68	.972
2009	.292	59-59	1947	393	568	109	15	69	362	914	.469	318	41	402	32	.396	32	27	112-150	1535	636	72	.968
2010	.311	56-56	1900	370	591	109	10	57	343	891	.469	258	27	311	51	.397	24	34	30-43	1455	565	65	.969
2011	.257	57-57	1873	274	481	86	13	19	252	650	.347	252	46	305	43	.356	17	38	53-80	1532	632	64	.971
2012	.305	58-58	1954	353	595	121	14	42	325	870	.445	261	56	305	57	.357	21	38	60-83	1543	671	50	.978
2013	.250	58-58	1934	241	484	106	10	10	217	640	.331	203	66	377	35	.338	22	51	51-75	1570	698	58	.975



The 1986 Green Wave squad, led by the power hitting Dan Wagner, turned in one of the finest hitting seasons in Tulane History. As a team, the Olive and Blue batted .314 - a clip that wasn't met by another Tulane squad until 1998. Their 482 RBI on the season ranks 5th all-time as a team in Tulane history and they are only one of 10 teams that Tulane has fielded since 1965 to eclipse 1000 Total Bases on the season (1016).

YEAR-BY-YEAR TEAM PITCHING STATS

Year	ERA	W-L	APP	GS	CG	Sho/CB	SV	IP	H	R	ER	BB	SO	2B	3B	HR	OAB	B/Avg	WP	HBP	SFA	SHA	BK
1965	2.28	15-10	25	25	13	--/--	--	220.2	154	79	56	94	253	31	7	16	810	.190	7	7	5	7	0
1966	2.28	17-7	24	24	8	--/--	--	209.0	161	86	53	110	244	--	--	8	770	.209	16	--	--	--	--
1967	4.68	8-12	20	20	8	--/--	--	171.0	173	105	89	88	113	--	--	20	662	.261	--	--	--	--	--
1968	2.65	10-10	20	20	9	4/0	--	163.0	144	67	48	66	124	--	--	--	612	.235	--	7	--	--	--
1969	1.68	15-3	18	18	9	3/0	--	155.1	115	43	29	49	103	11	1	7	558	.206	6	1	--	--	--
1970	2.60	15-7	22	22	10	4/0	--	190.2	177	70	55	64	127	15	5	5	728	.243	6	4	--	--	--
1971	2.41	16-10	26	26	16	4/0	--	220.0	189	86	59	90	150	20	7	8	814	.232	12	6	--	--	3
1972	1.72	23-6	29	29	14	7/0	2	235.2	169	67	45	91	204	18	2	7	845	.200	6	5	--	--	--
1973	3.46	15-13	28	28	12	3/0	2	231.2	204	111	89	120	197	26	14	13	850	.240	17	5	--	--	1
1974	3.42	21-12	33	33	20	2/0	4	271.0	263	140	103	124	192	31	19	10	1031	.255	35	8	--	--	--
1975	2.61	24-11	36	36	26	--/--	3	296.2	234	117	86	135	218	27	7	10	1078	.217	--	--	--	--	--
1976	2.20	24-14	39	39	25	--/--	--	319.1	259	117	78	159	329	35	6	12	1156	.224	--	--	--	--	--
1977	3.84	32-10	20	20	20	--/--	4	349.0	309	193	149	187	270	--	--	--	----	----	--	--	--	--	--
1978	4.37	25-18	43	43	18	8/0	--	333.1	308	219	162	162	224	--	--	--	----	----	--	--	--	--	--
1979	2.92	35-13	48	48	25	5/0	--	373.0	315	180	121	225	297	--	--	--	----	----	--	--	--	--	--
1980	3.13	29-12	41	41	16	--/--	--	319.1	284	161	111	174	225	--	--	18	----	----	--	--	--	--	--
1981	5.51	37-25	63	63	26	--/--	--	501.2	560	367	307	289	277	--	--	40	----	----	--	--	--	--	--
1982	4.40	41-16	57	57	26	--/--	--	460.2	458	268	225	214	240	--	--	47	----	----	--	--	--	--	--
1983	5.02	45-17	62	62	25	--/--	--	471.2	512	306	263	210	261	--	--	56	----	----	--	--	--	--	--
1984	4.93	42-16	58	58	20	4/0	8	452.2	510	306	248	199	264	73	13	72	1808	.282	29	17	--	--	2
1985	4.75	38-22	60	60	27	5/0	4	472.0	501	337	249	210	364	74	13	48	1883	.266	45	24	16	12	4
1986	4.15	49-15	64	64	17	3/0	9	527.0	509	307	243	247	412	92	14	41	2027	.251	42	37	18	20	7
1987	4.66	44-18	62	62	23	3/0	8	515.2	523	351	267	226	426	99	19	60	2027	.258	35	31	16	29	2
1988	5.20	32-18	50	50	18	3/0	7	415.2	457	280	240	192	384	72	10	43	1637	.279	32	25	15	15	4
1989	4.96	27-26	53	53	23	3/0	4	440.2	491	295	243	201	284	90	21	29	1734	.283	30	26	18	17	5
1990	6.72	19-35	54	54	13	0/0	4	429.2	546	407	321	244	158	107	14	54	1761	.310	48	45	24	20	4
1991	4.50	36-18	54	54	18	2/0	12	453.2	459	280	227	224	381	67	17	29	1751	.262	61	38	21	12	3
1992	4.70	39-24	63	63	25	4/0	6	532.1	554	357	278	268	491	85	16	40	2471	.270	43	34	30	24	5
1993	5.23	23-31	54	54	12	2/0	3	468.0	522	354	272	263	387	99	23	33	2212	.279	40	36	17	24	3
1994	5.12	41-24	65	65	6	0/1	14	580.0	651	400	330	270	547	118	14	36	2664	.282	61	37	25	25	5
1995	4.69	32-26	58	58	4	1/1	10	500.2	524	322	261	212	463	95	9	42	2240	.269	61	33	17	30	9
1996	4.29	43-20	63	63	8	4/3	13	560.0	563	310	267	256	569	106	11	24	2497	.260	65	34	16	29	9
1997	4.02	40-21	61	61	8	3/2	8	541.2	581	325	242	188	520	100	12	50	2401	.274	47	41	15	33	8
1998	4.06	48-15	63	63	8	3/1	12	547.2	569	316	247	195	497	88	12	43	2407	.267	42	35	15	27	10
1999	4.61	48-17	65	65	10	3/1	18	579.2	646	361	297	217	478	100	11	43	2602	.282	61	47	25	23	9
2000	4.72	38-22	61	61	13	3/1	14	541.1	639	373	284	199	459	105	9	43	2477	.295	48	55	21	35	7
2001	4.48	56-13	69	69	3	2/1	14	619.0	648	387	308	303	493	122	14	52	2821	.270	65	64	24	30	14
2002	4.91	36-27	63	63	5	3/2	10	553.2	596	383	302	233	456	106	14	54	2502	.278	50	68	21	33	25
2003	4.10	44-19	63	63	4	2/2	14	552.2	606	289	252	165	430	96	11	45	2429	.283	38	60	23	36	16
2004	4.24	41-21	62	62	8	8/6	12	547.1	620	313	258	159	416	112	9	55	2424	.287	26	44	19	41	5
2005	3.84	56-12	68	68	4	8/5	22	602.0	591	290	257	183	579	117	14	35	2582	.256	31	41	11	35	8
2006	4.42	43-21	64	64	2	2/2	14	574.0	585	322	282	173	442	92	13	61	2488	.265	46	47	27	34	16
2007	3.94	34-26	60	60	3	7/6	13	528.0	539	266	231	162	486	97	11	28	2303	.266	32	51	20	45	6
2008	4.37	39-22	62	62	2	7/7	15	554.0	505	311	269	251	485	93	7	51	2071	.244	54	69	41	10	11
2009	4.63	34-25	59	59	6	4/3	13	511.2	533	309	262	149	391	81	13	73	1980	.269	39	52	5	15	31
2010	5.66	32-24	56	56	0	2/2	10	485.0	558	352	305	181	391	120	12	48	1925	.290	55	61	8	20	42
2011	4.23	31-26	57	57	1	1/1	17	510.2	515	293	240	220	381	98	7	30	1916	.269	38	41	3	30	50
2012	3.38	38-20	58	58	0	0/0	15	514.1	509	233	193	202	350	90	3	20	1927	.264	33	44	14	39	5
2013	3.46	30-28	58	58	5	3/2	20	523.1	501	252	201	208	339	78	12	19	1926	.260	29	54	30	47	8



The trio of Brian Bogusevic, Micah Owings and J.R. Crowel (l-m-r) were members of arguably the greatest pitching staff in Tulane history during the 2005 campaign. These three accounted for 35 of the all-time best 56 wins that season, along with nearly 60% of the 579 total strikeouts the staff posted on the year (347). The staff's ERA of 3.84 was the first sub-4.00 ERA a Tulane staff threw since 1980.



ALL-TIME RESULTS

1893 1-1 overall head coach J.P. Clinton

Southern AC W, 10-2
LSU L, 8-10

1894 3-0 overall head coach J.P. Clinton

Jesuit W, 39-6
N.O. Press W, 17-5
LSU W, 12-11

1897 0-4 overall head coach F.B. Manis

Alabama L, 3-17
Alabama L, 10-25
Alabama L, 10-14
LSU L, 8-31

1898 7-2 overall head coach F.B. Manis

Alabama W, 9-7
Alabama W, 8-7
Alabama W, 8-0
N.O. Club W, 20-10
Mississippi L, 6-14
Mississippi L, 3-7
LSU W, 19-15
LSU W, 13-8
Alumni W, 17-12
N.O. Press W, 27-21
Texas T, 3-3 (12)

1899 5-3-2 overall head coach N/A

Texas L, 12-1
Alabama L, 3-2
Alabama W, 13-6
Alabama L, 6-5
Mississippi W, 11-5
Mississippi W, 6-4
LSU T, 5-5
LSU W, 7-5

LSU W, 10-7
LSU L, 8-7
Mississippi L, 22-4

1900 7-4 overall head coach N/A

Mississippi W, 17-6
Mississippi W, 6-5
Washington & Jefferson W, 12-11
Washington & Jefferson W, 11-2
Alabama W, 10-3
Alabama L, 6-4
Alabama W, 11-3
LSU L, 9-5

Mississippi L, 12-2
Mississippi L, 15-7
Texas L, 13-5

1901 7-8 overall head coach N/A

LSU L, 8-7
LSU L, 9-4
LSU W, 10-7
Mississippi L, 22-7
Mississippi W, 17-6
Mississippi L, 6-2
Jefferson Military W, 14-13
Jefferson Military W, 11-4
Spring Hill W, 11-10
Alabama W, 9-3
Alabama L, 10-6
Alabama W, 12-3



The 1904 team, under head coach Thomas Willis, posted a 6-7 record in the tenth season of baseball at Tulane.

1902 8-5 overall head coach N/A

Cohn Ber. W, 9-5
Stauffer Eshleman W, 8-6
YMCA W, 18-3
Texas L, 8-7
Smith Brothers L, 2-1
Southern Union W, 14-8
Southern Union L, 8-5
Mississippi L, 6-4
Mississippi W, 6-4
Mississippi L, 6-3
Southern Union W, 9-6
Southern Union W, 11-8
Southern Union W, 11-5

1903 7-2 overall head coach Thomas Willis

Marian W, 7-4
Marian W, 9-0
Marian L, 7-3
Southern AC W, 16-0
Greensboro W, 7-4
Greensboro L, 14-5
Greensboro W, 12-11
Central University W, 7-6
Central University W, 5-3

1904 6-7 overall head coach Thomas Willis

Mississippi State L, 5-0
Mississippi State L, 8-2
Mississippi W, 18-0
Mississippi W, 14-4
Mississippi W, 13-2
Texas L, 11-1
Texas L, 3-1
Texas L, 13-1
Texas L, 6-4
Baylor W, 7-3
Baylor L, 4-3
Southwestern (Texas) W, 4-3
Southwestern (Texas) W, 7-3

1905 7-7 overall head coach Thomas Willis

Mississippi L, 4-3
Mississippi L, 14-9
Mississippi W, 8-5
Mississippi State L, 6-4
Mississippi State W, 3-1
Mississippi State L, 8-4
Alabama State L, 5-3
Alabama L, 8-0
Alabama W, 3-2
Louisiana Tech W, 3-1
Louisiana Tech W, 11-2
LSU W, 5-4
LSU W, 15-1
LSU L, 16-5

1906 14-18-2 overall head coach J. Richard

Mississippi L, 4-3
Mississippi W, 14-9
Mississippi W, 8-5
Mississippi State L, 6-4
Mississippi State W, 3-1
Mississippi State T, 2-2
Alabama L, 5-3
Alabama L, 8-0
Alabama W, 3-2
Mississippi L, 5-3
Mississippi L, 7-4
Mississippi L, 3-7
Southern Union W, 5-4
Southern Union L, 9-8
Southern Union W, 10-7
Mississippi College L, 2-1
Mississippi College W, 3-0
Mississippi College W, 5-1
LSU W, 4-0
LSU L, 5-1
Jefferson Military L, 11-9
Jefferson Military W, 4-2
Chamberlin Hunt W, 6-5
Tennessee L, 8-6
Tennessee W, 5-4
Marion Military W, 9-3
Marion Military L, 6-2
LSU L, 9-2
LSU W, 6-4
Mississippi T, 3-3
Mississippi L, 5-4
LSU L, 6-5
LSU L, 15-1
LSU L, 16-5

1907 6-3-1 overall head coach J. Richard

Southern L, 1-0
Southern W, 10-1
Southern T, 0-0
Texas A&M L, 3-1
Mississippi State W, 13-0
Mississippi State L, 5-3
Mississippi State W, 14-0
Tennessee W, 3-2
Tennessee W, 4-1
Tennessee W, 4-0

1910 3-6-1 overall head coach N/A

Mississippi College L, 6-5
Mississippi College L, 4-5
Mississippi College L, 3-1
Mississippi State L, 4-1
Mississippi L, 4-0
Mississippi L, 4-2
Mississippi T, 8-8
Texas W, 4-3
Texas W, 4-3
Texas W, 1-0

1911 3-3 overall head coach Bruce Hays

LSU L, 3-2
LSU W, 6-5
Louisiana Independent L, 7-5
Mississippi State L, 5-4
LSU W, 5-3
LSU W, 3-2

1912 3-6-1 overall head coach Bruce Hays

Louisiana College L, 5-4
Louisiana College W, 10-1
Louisiana Independent L, 5-3
Louisiana Independent T, 5-5
LSU W, 5-1
LSU L, 6-3
Texas L, 12-2

U.S.S. Nebraska W, 3-2
LSU L, 5-3
LSU L, 9-6

1913 3-9 overall head coach Bruce Hays

LSU W, 2-0
LSU W, 4-3
LSU L, 4-2
LSU L, 12-2
Mississippi State L, 6-2
Mississippi State L, 8-0
Alabama L, 1-0
Alabama L, 9-0
Georgia L, 4-1
Georgia L, 7-0
Mississippi State W, 7-6
Mississippi State L, 5-1

1914 5-5-1 overall head coach Bruce Hays

Mississippi W, 4-0
Mississippi W, 3-2
LSU W, 3-0
LSU W, 13-5
Alabama L, 4-3
Alabama L, 3-2
Marion Military T, 7-7
Marion Military L, 7-6
Marion Military W, 8-1
Auburn L, 1-0
LSU L, 5-4

1915 6-10 overall head coach Bruce Hays

Illinois L, 7-2
Illinois L, 9-0
Jefferson Military W, 8-7
Jefferson Military W, 8-7
LSU L, 6-5
LSU L, 19-1
Alabama L, 9-2
Mississippi L, 7-2
Mississippi L, 5-1
Mississippi L, 3-2 (10)
Marion Military L, 8-5
Marion Military L, 6-3
Marion Military W, 10-6
St. Paul W, 3-1 (11)
LSU W, 2-1
LSU W, 7-0

1916 1-4 overall head coach N/A

N.O. Press L, 11-0
LSU L, 2-0
LSU L, 14-8
LSU L, 16-1
LSU W, 6-2

1919 6-3 overall head coach John Gondolfi

St. Stanislaus W, 3-1
LSU L, 5-1
Spring Hill W, 4-3
Spring Hill L, 11-4
LSU W, 3-2
Spring Hill W, 5-1
Spring Hill W, 3-0
Spring Hill L, 3-1
LSU W, 7-1

No Baseball at Tulane?		
TULANE DID NOT FIELD A BASEBALL TEAM DURING THE FOLLOWING SEASONS:		
1895-1896	1908-1909	1917-1918
1920-1922	1931	1933-1936



ALL-TIME RESULTS

1923

2-8-1 overall

head coach **Bruce Hays**

Illinois	L, 3-0
Illinois	L, 14-3
Spring Hill	L, 9-8
Spring Hill	L, 2-0
Spring Hill	W, 11-3
Alabama	L, 5-4
Alabama	L, 14-1
LSU	L, 4-2
LSU	W, 6-3
LSU	L, 6-5
LSU	T, 6-6

1924

9-4 overall

head coach **Claude Simons, Sr.**

Mississippi State	W, 6-2
Mississippi State	L, 3-2
Illinois	W, 7-0
Illinois	L, 10-3
St. Stanislaus	W, 11-9
Spring Hill	W, 3-0
Mississippi	W, 11-8
Mississippi	L, 7-1
LSU	W, 7-3
LSU	L, 4-3
St. Stanislaus	W, 12-5
LSU	W, 8-4
LSU	W, 2-1

1925

5-7 overall

head coach **Claude Simons, Sr.**

Mississippi College	W, 16-4
Mississippi College	W, 2-1
Iowa	L, 5-1
Iowa	L, 6-4
Mississippi State	W, 4-2
Mississippi State	L, 8-4
Mississippi	L, 8-6
Mississippi	L, 7-4
LSU	W, 6-5
LSU	W, 7-6
LSU	L, 7-4
LSU	L, 14-7

1926

4-6 overall

head coach **Claude Simons, Sr.**

Auburn	W, 4-2
Auburn	L, 4-0
Wisconsin	L, 2-0
Mississippi	L, 4-2
Mississippi	L, 5-0
LSU	L, 2-0
Alabama	W, 6-3
Alabama	W, 4-2
LSU	W, 4-2
LSU	L, 4-2

1927

0-9 overall

head coach **Claude Simons, Sr.**

N.O. Pelicans	L, 15-2
Auburn	L, 12-3
Auburn	L, 6-0
Mississippi State	L, 10-2
Mississippi State	L, 15-1
Alabama	L, 15-2
Alabama	L, 11-3
LSU	L, 7-1
LSU	L, 4-0

1928

3-6 overall

head coach **Peggy Flourney**

Auburn	L, 4-2
Auburn	L, 5-3
Iowa	W, 2-1
Iowa	L, 6-1
LSU	W, 7-4

Alabama	L, 3-0
Alabama	L, 5-0
LSU	L, 7-6
LSU	W, 6-3

1929

4-4-1 overall

head coach **N/A**

Auburn	W, 10-4
Auburn	L, 17-6
Alabama	L, 9-3
Alabama	W, 3-0
Mississippi State	T, 4-4
LSU	W, 7-6
LSU	L, 5-3
LSU	L, 8-6
LSU	W, 3-0

1930

0-14 overall

head coach **Ted Bank**

Auburn	L, 11-5
Auburn	L, 2-1
Minnesota	L, 15-6
Alabama	L, 12-4
Alabama	L, 7-6
Spring Hill	L, 12-7
Spring Hill	L, 20-0
Mississippi State	L, 3-2
Mississippi State	L, 6-5
Spring Hill	L, 6-1
LSU	L, 8-4
LSU	L, 12-4
LSU	L, 12-4
LSU	L, 10-1

1932

0-3 overall

head coach **Ted Bank**

LSU	L, 7-1
LSU	L, 6-2
LSU	L, 11-10

1937

0-4 overall, 0-4 SEC

head coach **Bill Vegan**

LSU	L, 17-13
LSU	L, 10-5
LSU	L, 11-10
LSU	L, 7-6

1938

3-3 overall, 1-1 SEC

head coach **Claude Simons, Jr.**

Minnesota	L, 4-1
Minnesota	L, 11-2
Northwestern	W, 6-1
Northwestern	W, 8-3
LSU	W, 8-6
LSU	L, 17-7

1939

2-4 overall, 0-3 SEC

head coach **Claude Simons, Jr.**

Minnesota	W, 11-6
Minnesota	L, 4-2
Illinois State	W, 7-6
LSU	L, 11-3
LSU	L, 10-1
LSU	L, 16-0

1940

1-7 overall, 1-3 SEC

head coach **Claude Simons, Jr.**

Minnesota	L, 7-0
Minnesota	L, 11-2
Northwestern	L, 9-5
Northwestern	L, 13-9
LSU	L, 17-1
LSU	L, 10-1
LSU	W, 5-4
LSU	L, 9-1

1941

3-9 overall, 2-6 SEC

head coach **Claude Simons, Jr.**

Minnesota	L, 4-3
Minnesota	L, 5-0
Northwestern	L, 7-2
Northwestern	W, 6-2
Mississippi State	L, 4-2
Mississippi State	L, 10-0
Mississippi	L, 5-3
Mississippi	L, 8-1
LSU	L, 4-0
LSU	W, 7-2
LSU	L, 2-1
LSU	W, 3-1

1942

2-9 overall, 2-6 SEC

head coach **Bobby Kellog**

Illinois Wesleyan	L, 16-11
Illinois Wesleyan	L, 4-2
N.O. Pelicans	L, 6-1
Mississippi State	L, 4-0
Mississippi State	L, 3-2
Mississippi	W, 9-2
Mississippi	L, 16-4
LSU	L, 5-4
LSU	W, 7-6
LSU	L, 9-2
LSU	L, 13-2

1943

9-8 overall, 5-3 SEC

head coach **Claude Simons, Jr.**

U.S. Naval Air Base	L, 4-2
U.S. Naval Training	W, 15-1
U.S. Naval Air Base	L, 11-7
U.S. Naval Training	W, 11-2
U.S. Naval Air Base	L, 4-3
Mississippi State	W, 9-7
Mississippi State	W, 2-1
Mississippi	W, 6-5
Mississippi	W, 9-8
U.S. Coast Guard	L, 9-5
N.O. Pelicans	W, 10-6
Jackson Barracks	L, 7-3
LSU	L, 7-3
LSU	L, 7-3
U.S. Naval Training	W, 9-6
LSU	L, 5-4
LSU	W, 8-3

1944

5-6 overall

head coach **Claude Simons, Jr.**

Armed Guard Center	W, 4-3
Keesler AFB	L, 8-3
Jackson Barracks	W, 2-1
Keesler AFB	L, 3-1
N.O. Pelicans	L, 7-5
LSU	L, 5-3
LSU	W, 8-3
LaGarde Hospital	W, 9-7
Armed Guard Center	W, 16-5
LSU	L, 3-1
LSU	L, 1-0

1945

21-5 overall

head coach **Claude Simons, Jr.**

8th Naval District	W, 9-0
8th Naval District	W, 8-2
LaGarde Hospital	W, 9-7
LaGarde Hospital	W, 7-1
U.S. Naval Repair Base	W, 14-1
LaGarde Hospital	W, 2-1
U.S. Naval Repair Base	W, 10-7
U.S. Naval Hospital	W, 6-3
U.S. Naval Hospital	W, 7-2

U.S. Naval Air Base	W, 8-1
LaGarde Hospital	W, 5-0
8th Naval District	W, 16-1
LSU	L, 7-5
LSU	W, 10-6
N.O. Pelicans	L, 5-3
LSU	L, 5-1
LSU	L, 1-0
Keesler AFB	W, 7-6
Keesler AFB	W, 9-4
8th Naval District	W, 11-1
Keesler AFB	W, 4-1
U.S. Naval Air Base	W, 8-5
Gulfport Army Air Base	W, 10-1
Gulfport Army Air Base	W, 3-1
U.S. Naval Repair Base	W, 6-0
U.S. Naval Training	L, 9-2

1946

6-13 overall, 0-6 SEC

head coach **Claude Simons, Jr.**

U.S. Naval Air Base	L, 2-0
N.O. Club	L, 6-2
U.S. Naval Hospital	W, 6-3
Louisiana-Lafayette	W, 13-11
U.S. Naval Repair Base	W, 7-6
Mississippi State	L, 11-9
Mississippi State	L, 19-13
U.S. Naval Air Base	W, 19-5
Keesler AFB	W, 7-0
Louisiana-Lafayette	L, 7-1
Thibodaux Club	L, 8-7
U.S. Naval Repair Base	L, 10-3
U.S. Naval Hospital	L, 2-1
U.S. Naval Repair Base	L, 6-4
LSU	L, 14-5
LSU	L, 3-2
LSU	L, 7-4
LSU	L, 4-2
Barksdale Field	W, 14-3

1947

17-3 overall, 3-2 SEC

head coach **Claude Simons, Jr.**

Southeastern Louisiana	W, 6-2
Southeastern Louisiana	W, 11-7
Southeastern Louisiana	W, 18-3
Southeastern Louisiana	W, 19-5
Northwestern	W, 6-5
Northwestern	W, 6-2
Mississippi State	L, 8-1
Thibodaux Club	L, 9-3
Louisiana-Lafayette	W, 10-0
Louisiana-Lafayette	W, 7-3
Ama Aces	W, 33-2
Keesler AFB	W, 6-4
Keesler AFB	W, 21-0
Spring Hill	W, 11-1
U.S. Army Air Base	W, 20-1
LSU	L, 15-3
LSU	W, 9-2
U.S. Naval Air Base	W, 13-3
LSU	W, 5-3
LSU	W, 7-2
N.O. Pelicans	L, 10-3
Keesler AFB	W, 8-2
Northwestern	W, 11-5
Southeastern Louisiana	W, 22-9

1948

18-4 overall, 7-1 SEC

head coach **Claude Simons, Jr.**

SEC Champions

Southeastern Louisiana	W, 14-7
Houma Indians	L, 4-2
Thibodaux Giants	W, 16-2
Louisiana-Lafayette	W, 14-7
Houma	L, 4-2
Mississippi State	W, 6-5
Mississippi State	W, 8-3
Spring Hill	W, 9-4
Pensacola Navy	L, 6-4
Keesler AFB	W, 10-1
Mississippi	W, 9-8

Key

- Southeastern Conference Game
\$ - Kirsch-Rooney Park

^ - Metro Conference Game
& - Zephy Field

* - Conference USA Game
% - Louisiana Superdome



ALL-TIME RESULTS

Mississippi #	W, 11-3
Spring Hill	W, 6-2
Hahnville	W, 10-9
Southeastern Louisiana	W, 11-2
LSU #	W, 11-9
LSU #	W, 5-4
Louisiana-Lafayette	W, 12-3
LSU #	W, 6-4
LSU #	L, 7-6

1949 14-8 overall, **5-5 SEC**
head coach **Claude Simons, Jr.**

Keesler Field	L, 5-3
Northwestern	W, 3-2
Northwestern	L, 6-5
Southeastern Louisiana	W, 6-5
Southern Miss	W, 4-3
Mississippi State #	L, 11-2
Mississippi State #	L, 10-2
Spring Hill	W, 12-4
Southeastern Louisiana	W, 3-2
Southeastern Louisiana	W, 6-4
Spring Hill	W, 13-7
Pensacola Navy	W, 15-3
Pensacola Navy	W, 5-2
Mississippi #	W, 3-0
Mississippi #	W, 1-0
Keesler AFB	W, 8-1
LSU #	L, 15-3
LSU #	L, 2-1
LSU #	W, 5-4
LSU #	W, 4-3
Mississippi State #	W, 7-2
Mississippi State #	L, 10-4

1950 4-9-1 overall, **1-4-1 SEC**
head coach **John Reed**

Southeastern Louisiana	W, 5-2
Northwestern	L, 11-3
Northwestern	L, 7-3
Southeastern Louisiana	L, 15-5
Wheaton	W, 5-0
Purdue	W, 11-9
Purdue	L, 7-0
Mississippi #	L, 9-4
Mississippi #	L, 13-6
Mississippi State #	L, 14-5
Mississippi State #	L, 22-10
LSU #	W, 8-6
LSU #	T, 2-2
Southwestern La.	L, 5-3

1951 8-13 overall, **7-9 SEC**
head coach **John Reed**

Northwestern	L, 10-6
Northwestern	L, 7-1
Mississippi State #	W, 16-6
Mississippi State #	L, 6-4
Auburn #	W, 7-5
Auburn #	L, 8-4
Alabama #	L, 10-0
Alabama #	L, 6-3
Pensacola Navy	W, 16-7
Pensacola Navy	W, 9-5
Pensacola Navy	W, 14-6
Mississippi State #	L, 9-4
Mississippi State #	L, 6-1
Mississippi #	L, 7-4
Mississippi #	L, 5-4
Mississippi #	W, 5-3
Mississippi #	L, 11-0
LSU #	W, 17-6
LSU #	W, 5-3
LSU #	W, 2-1
LSU #	L, 7-3

1952 14-5-1 overall, **11-4-1 SEC**
head coach **Dennis Vizant**

Southeastern Louisiana	W, 19-3
N.O. Pelicans	L, 8-0
Shell Oil	W, 10-7
Shell Oil	W, 12-3
Mississippi #	W, 17-1
Mississippi #	W, 15-4
Alabama #	W, 8-0
Alabama #	L, 6-4
Auburn #	W, 10-7



led by head coach Claude Simons, Jr. (second row, first on the left), the 1948 team won the first conference title in school history with an 18-4 overall record and a 7-1 mark in Southeastern Conference play. The '48 squad also featured future head coach Ben Abadie (second row, fourth from right).

Auburn #	T, 7-7
Mississippi State #	W, 4-1
Mississippi State #	W, 6-5
Mississippi #	W, 4-1
Mississippi #	L, 3-0
Mississippi State #	W, 7-6
Mississippi State #	L, 18-7
LSU #	L, 4-3
LSU #	W, 11-8
LSU #	W, 3-1
LSU #	L, 18-10

1953 11-9 overall, **8-7 SEC**
head coach **Dennis Vizant**

Keesler AFB	W, 6-5
Southeastern Louisiana	W, 6-1
Keesler AFB	L, 10-8
Southeastern Louisiana	W, 3-2
Auburn #	W, 8-2
N.O. Pelicans	L, 7-0
Mississippi #	L, 5-3
Mississippi #	W, 13-3
Vanderbilt #	W, 14-2
Vanderbilt #	L, 7-3
Mississippi #	L, 4-3
Mississippi #	L, 5-4
Alabama #	W, 3-2
Alabama #	W, 11-2
Mississippi State #	L, 5-2
Mississippi State #	L, 16-4
LSU #	W, 8-7
LSU #	W, 3-1
LSU #	L, 10-4
LSU #	W, 8-7

1954 12-8 overall, **10-6 SEC**
head coach **Dennis Vizant**

Keesler AFB	L, 6-1
Keesler AFB	W, 6-5
Northwestern	L, 4-1
Mississippi #	L, 7-1
Mississippi #	L, 5-4
Mississippi State #	W, 10-4
Mississippi State #	W, 4-1
LSU #	W, 14-9
LSU #	W, 4-0
Mississippi State #	L, 6-1
Mississippi State #	L, 7-6
Alabama #	W, 6-5
Alabama #	L, 8-4
Illinois	W, 16-2
Alabama #	L, 4-2
Alabama #	W, 11-10
Vanderbilt #	W, 2-1
Vanderbilt #	W, 4-3
LSU #	W, 5-1
LSU #	W, 3-1

1955 4-12 overall, **3-11 SEC**
head coach **Ben Abadie**

Mississippi #	L, 1-0
Mississippi #	L, 10-0
Alabama #	L, 14-3
Alabama #	L, 3-0
Mississippi State #	W, 9-6
Mississippi State #	L, 3-0
Alabama #	L, 14-3

Alabama #	L, 8-2
Spring Hill	W, 7-6
Mississippi State #	W, 9-5
Mississippi State #	L, 20-13
Spring Hill	L, 5-3
LSU #	L, 4-3
LSU #	L, 12-6
LSU #	W, 8-7
LSU #	L, 5-3

1956 11-11 overall, **7-9 SEC**
head coach **Ben Abadie**

Spring Hill	W, 5-1
Spring Hill	W, 4-0
Spring Hill	L, 8-3
Northwestern	L, 6-2
Mississippi State #	W, 8-1
Mississippi State #	L, 12-0
Mississippi State #	L, 4-2
Vanderbilt #	W, 4-3
Vanderbilt #	W, 13-0
Vanderbilt #	L, 6-4
Southern Miss	W, 15-4
Spring Hill	W, 8-6
LSU #	L, 5-4
LSU #	W, 8-6
Alabama #	W, 5-2
Alabama #	L, 10-5
Alabama #	L, 7-1
Mississippi #	L, 5-2
Mississippi #	L, 7-1
Mississippi #	L, 1-0
LSU #	W, 2-1
LSU #	W, 9-8

1957 11-9 overall, **6-8 SEC**
head coach **Ben Abadie**

Spring Hill	W, 5-3
Spring Hill	W, 7-0
Mississippi State #	W, 4-3
Mississippi State #	L, 4-0
Northwestern	W, 7-2
Vanderbilt #	W, 8-6
Vanderbilt #	W, 3-0
Vanderbilt #	W, 10-5
Centenary	L, 8-4
Spring Hill	W, 9-0
LSU #	W, 8-6
Mississippi #	W, 5-4
Mississippi #	L, 1-0
Mississippi #	L, 8-4
Alabama #	L, 8-4
Alabama #	L, 4-1
Alabama #	L, 4-1
LSU #	L, 4-1
LSU #	L, 1-0
Centenary	W, 7-4

1958 4-18 overall, **2-13 SEC**
head coach **Mel Parnell**

Southeastern Louisiana	L, 11-6
Spring Hill	L, 11-3
Northwestern	W, 9-4
Northwestern	L, 7-4
Alabama #	L, 20-1
Alabama #	L, 9-5
Mississippi State #	L, 22-4

Mississippi State #	W, 9-8
Alabama #	L, 18-5
Alabama #	L, 10-4
Mississippi #	L, 10-2
LSU #	L, 7-4
LSU #	L, 5-4
Mississippi State #	L, 6-0
Mississippi State #	L, 10-1
Mississippi #	W, 9-7
Mississippi #	L, 13-0
Spring Hill	L, 6-4
Louisiana College	W, 13-3
LSU #	L, 16-14
LSU #	L, 6-0
Louisiana College	L, 3-2

1959 6-9 overall, **5-8 SEC**
head coach **Bob Whitman**

Northwestern	W, 8-7
Northwestern	L, 8-0
Alabama #	L, 8-0
Alabama #	L, 15-7
Mississippi State #	W, 4-1
Mississippi State #	L, 9-1
Mississippi State #	L, 11-0
Mississippi State #	W, 11-3
Mississippi #	W, 5-4
Mississippi #	L, 8-1
Mississippi #	L, 22-2
LSU #	W, 9-7
LSU #	L, 6-1
LSU #	L, 5-4
LSU #	W, 3-2

1960 2-14 overall, **1-11 SEC**
head coach **Jack Orsley**

Northwestern	L, 6-3
Northwestern	L, 11-7
Alabama #	L, 7-3
Alabama #	L, 4-0
Alabama #	L, 10-0
Alabama #	L, 8-1
Mississippi State #	L, 12-0
Mississippi State #	L, 16-0
Mississippi State #	W, 1-0
Mississippi State #	L, 6-0
Mississippi #	L, 13-2
Mississippi #	L, 13-2
LSU #	L, 10-0
LSU #	L, 10-3
LSU #	L, 5-0
LSU #	W, 2-1

1961 4-14 overall, **2-12 SEC**
head coach **Jack Orsley**

Northwestern	L, 3-1
Northwestern	W, 5-3
Mississippi #	L, 8-1
Mississippi #	L, 13-0
Mississippi #	L, 9-6
Mississippi #	L, 14-2
Alabama #	L, 9-0
Alabama #	L, 6-5
LSU #	L, 13-3
LSU #	W, 3-2
Nicholls State	W, 8-6
Nicholls State	L, 6-0
Mississippi State #	L, 16-3
Mississippi State #	L, 8-3
Alabama #	W, 8-6
Alabama #	L, 7-0
LSU #	L, 6-3
LSU #	L, 5-3

1962 4-17-1 overall, **2-12-1 SEC**
head coach **Doug Hafner**

Southeastern Louisiana	L, 4-2
Southeastern Louisiana	L, 8-4
Nicholls State	L, 4-3
Northwestern	W, 2-1
Northwestern	W, 5-0
LSU #	L, 4-0
LSU #	W, 8-3
Mississippi State #	L, 3-0
Mississippi State #	L, 8-1
Southern Miss	L, 9-5
Mississippi #	L, 5-2

ALL-TIME RESULTS

Mississippi #	L, 4-0
Nicholls State	L, 9-5
Alabama #	L, 12-5
Alabama #	W, 1-0
Mississippi State #	L, 6-1
Mississippi State #	T, 2-2
Mississippi #	L, 13-1
Mississippi #	L, 7-4
Alabama #	L, 15-8
LSU #	L, 2-0
LSU #	L, 7-3

1963 6-18-1 overall, 4-12 SEC

head coach **Doug Hafner**

Southeastern Louisiana	W, 10-7
Southeastern Louisiana	L, 5-4
Southern Miss	T, 7-7
Southern Miss	W, 3-2
Louisiana-Lafayette	L, 8-2
Louisiana-Lafayette	L, 12-3
LSU #	L, 2-1
LSU #	W, 4-3
Northern Illinois	L, 7-4
Mississippi #	W, 9-7
Mississippi #	W, 8-7
Alabama #	L, 6-0
Alabama #	L, 16-2
Baylor	L, 5-4
Mississippi #	L, 18-5
Mississippi #	L, 10-4
Alabama #	L, 3-1
Alabama #	L, 2-1
Howard	L, 3-1
Mississippi State #	L, 13-1
Mississippi State #	L, 8-3
Mississippi State #	W, 10-8
Mississippi State #	L, 9-2
LSU #	L, 4-2
LSU #	L, 6-2

1964 12-13-1 overall, 4-10 SEC

head coach **Ben Abadie**

Spring Hill	L, 4-3
Spring Hill	W, 2-0
Mississippi College	W, 8-1
Mississippi College	W, 4-3
LSU #	W, 3-0
LSU #	W, 3-1
Northern Illinois	L, 15-6
Kalamazoo	W, 7-2
Kalamazoo	W, 7-4
Notre Dame	W, 5-3
Notre Dame	T, 3-3
Mississippi College	W, 4-3
Mississippi #	L, 9-0
Mississippi #	L, 12-10
Alabama #	W, 3-2
Alabama #	W, 4-1
Spring Hill	L, 5-1
Spring Hill	W, 6-3
Mississippi #	L, 8-1
Mississippi #	L, 12-3
Alabama #	L, 5-2
Alabama #	L, 10-1
Mississippi State #	L, 8-1
Mississippi State #	L, 4-1
Mississippi State #	L, 2-0
LSU #	L, 7-5

1965 15-10 overall, 9-6 SEC

head coach **Ben Abadie**

Spring Hill	L, 2-1
Spring Hill	W, 6-1
Mississippi College	L, 6-5
Mississippi College	W, 13-4
William Carey	W, 3-0
William Carey	W, 13-2
Pensacola Navy	W, 7-1
LSU #	W, 6-4
LSU #	W, 7-1
Pensacola Navy	W, 7-0
Mississippi #	L, 10-9
Spring Hill	L, 11-8
Spring Hill	L, 6-5
Mississippi #	W, 7-0
Mississippi #	W, 5-4
Alabama #	W, 7-2
Alabama #	W, 2-0
Mississippi State #	W, 7-2

Mississippi State #	L, 1-0
Alabama #	W, 7-6
Alabama #	W, 6-4
Mississippi State #	L, 5-4
Mississippi State #	L, 2-0
LSU #	L, 2-1
LSU #	L, 3-2

1966 17-7 overall, 4-7 SEC

head coach **Ben Abadie**

Spring Hill	W, 9-5
Spring Hill	W, 8-3
Mississippi College	W, 3-2
Keesler AFB	W, 12-1
Keesler AFB	W, 11-0
Lipscomb	W, 9-2
Lipscomb	W, 13-1
Taylor	W, 7-3
Taylor	W, 11-2
at LSU #	W, 15-2
at LSU #	W, 3-2
Illinois Wesleyan	W, 12-0
Illinois Wesleyan	W, 12-2
St. Bernard	W, 1-0
St. Bernard	W, 23-4
Mississippi #	L, 9-3
Mississippi #	W, 9-8
Mississippi State #	L, 7-3
Mississippi State #	W, 9-6
Mississippi State #	L, 10-3
at Mississippi #	L, 5-1
at Mississippi #	L, 9-5
LSU #	L, 2-0
LSU #	L, 1-0

1967 8-12 overall

head coach **Milt Retif**

Southern Illinois	L, 3-1
Southern Illinois	L, 9-5
Northern Illinois	W, 8-2
Northern Illinois	W, 6-5
at Florida	L, 8-7
at Florida	L, 4-1
at Florida State	L, 10-6
at Florida State	L, 5-1
MacMurray	W, 9-6
Missouri	W, 2-1
Missouri	L, 5-1
Missouri	W, 10-3
at St. Bernard	W, 5-4
at St. Bernard	L, 8-6
Southeastern Louisiana	L, 1-0
Florida State	L, 8-5
Florida State	L, 7-5
LSU	W, 8-0
at LSU	L, 9-0
at Southeastern Louisiana	W, 12-7

1968 10-10 overall

head coach **Milt Retif**

Spring Hill	W, 6-0
Spring Hill	W, 2-1
at Southeastern Louisiana	L, 6-3
Kansas State	W, 4-0
LSU #	L, 8-2
LSU #	L, 5-1
Illinois Wesleyan	W, 5-4
Illinois Wesleyan	W, 6-3
Illinois State #	L, 2-1
Illinois State	L, 3-0
at Auburn	L, 4-2
at Auburn	L, 11-0
at Mississippi College	W, 5-3
at Spring Hill	W, 5-1
at Spring Hill	L, 2-1
Southeastern Louisiana	W, 4-0
South Alabama	L, 8-0
South Alabama	W, 4-1
at LSU	W, 1-0
at LSU	L, 5-2

1969 15-3 overall

head coach **Milt Retif**

Spring Hill	W, 5-2
Florida State	L, 5-0
Florida State	W, 1-0
Mississippi College	W, 6-0

Mississippi College	W, 3-2
Northern Illinois	W, 11-5
Northern Illinois	W, 3-1
at Georgia Tech	W, 6-4
at Chattanooga	W, 7-1
Louisiana Tech	W, 7-2
Louisiana Tech	L, 4-3
Louisiana Tech	W, 4-0
at Spring Hill	W, 3-1
at Spring Hill	W, 3-2
South Alabama	W, 3-1
South Alabama	W, 9-8
at LSU	L, 4-3
LSU	W, 10-2

1970 15-7 overall

head coach **Milt Retif**

Spring Hill	W, 3-1
Southern Miss	W, 2-0
Southern Miss	W, 2-1
Tulane Invitational - & (New Orleans)	
Auburn &	W, 3-1
Northern Illinois	W, 7-0
Northern Illinois	W, 5-4
SIU-Edwardsville	W, 3-0
SIU-Edwardsville	L, 12-1
Xavier (Ohio)	W, 18-5
Xavier (Ohio)	W, 13-0
South Alabama	W, 4-2
South Alabama	W, 4-3
Louisiana-Lafayette	L, 3-1
Louisiana-Lafayette	L, 4-3
at Miami	W, 9-7
at Miami	L, 1-0
at Miami	L, 6-2
Mississippi College	W, 3-1
Mississippi College	W, 5-4
LSU	W, 4-3
Loyola	L, 7-6
Loyola	L, 5-0

1971 26-10 overall


head coach **Milt Retif**

Spring Hill	W, 6-0
Spring Hill	W, 5-1
Murray State	W, 4-3
Coast Guard	W, 4-1
Coast Guard	W, 17-1
Coast Guard	W, 6-3
at Southern Miss	L, 2-0
at Southern Miss	L, 10-0
South Alabama	L, 16-3
New Orleans	L, 3-1
at New Orleans	W, 9-4
LSU	L, 3-1
Northern Illinois	W, 7-4
Baylor	W, 5-4
Baylor	L, 1-0
Xavier (Ohio)	W, 1-0
Xavier (Ohio)	W, 6-3
at Miami	L, 4-0
at Miami	W, 4-3
at Miami	L, 7-5
Loyola	L, 2-0
at Loyola	W, 16-0
Loyola	W, 4-2
at LSU	L, 8-0
Centenary	W, 2-1
Centenary	L, 1-0

1972 23-6 overall

head coach **Milt Retif**

Louisiana College	W, 3-1
Louisiana College	W, 9-0
Spring Hill	W, 13-0
Spring Hill	W, 15-2
Murray State	W, 4-2
Kansas State	W, 3-1
Kansas State	W, 2-1
at LSU	L, 6-2
Oklahoma	W, 4-2
Oklahoma	L, 5-2
Cornell	W, 11-0
Cornell	W, 3-2
Cornell	W, 11-0
Washington	W, 2-0
Coast Guard	W, 4-0
Coast Guard	W, 19-4
Coast Guard	W, 6-1



The 1967 squad (above) was the first team coached by Milt Retif. The popular Retif played shortstop from 1952-55 and held his coaching post from 1967-74.

Bradley	W, 5-1
Miami	W, 7-6
Miami	W, 3-1
at William & Mary	L, 3-2
at William & Mary	L, 4-2
at American	W, 16-5
at Loyola	L, 5-0
Loyola	W, 4-2
Loyola	L, 3-2
New Orleans	W, 11-2
New Orleans	W, 9-6
LSU	W, 5-3

1973 15-13 overall

head coach **Milt Retif**

Oklahoma	L, 6-0
Oklahoma	L, 2-1
Valparaiso	W, 4-2
Valparaiso	W, 8-4
LSU	L, 4-3
Arkansas State	W, 7-6
at LSU	L, 5-4
Coast Guard	W, 8-0
Coast Guard	W, 6-0
Coast Guard	W, 6-2
Tennessee	W, 11-2
Cornell	W, 6-0
Cornell	W, 14-6
Oklahoma State	L, 6-4
Southern Illinois	L, 6-0
Centenary	W, 5-1
Centenary	W, 5-1
at New Orleans	L, 3-1
New Orleans	L, 11-4
at Georgia Tech	L, 7-1
at Georgia Tech	L, 3-2
Spring Hill	W, 9-3
at South Alabama	L, 5-0
at South Alabama	W, 4-3
Lamar	L, 12-7
Lamar	W, 6-3
South Alabama	W, 3-2
South Alabama	L, 7-0



ALL-TIME RESULTS

1974

21-12 overall

head coach **Milt Retif**

3/2	Spring Hill	W, 11-1
3/3	Spring Hill	W, 10-0
3/9	Arkansas State	W, 6-2
3/9	Arkansas State	W, 17-2
3/10	Arkansas State	W, 11-3
3/12	LSU	L, 2-1
3/15	Notre Dame	W, 8-7
3/16	Notre Dame	W, 3-0
3/17	Notre Dame	W, 5-1
3/20	Western Illinois	L, 5-3
3/20	Western Illinois	W, 11-5
3/21	Drake	W, 3-1
3/22	Drake	L, 4-3
3/22	Western Illinois	L, 8-6

Riverside Invitational - § (Riverside, Calif.)

3/25	vs. Stanford §	L, 14-2
3/26	vs. UCLA §	L, 4-2
3/26	vs. Oregon §	L, 8-7
3/27	vs. Arizona State §	L, 9-2
3/29	at U.C. Riverside §	W, 7-5
3/29	vs. Wisconsin §	W, 4-3
3/30	vs. BYU §	L, 14-4
4/4	North Park	W, 20-2
4/4	North Park	W, 5-1
4/6	St. Bernard	W, 18-1
4/7	St. Bernard	W, 4-3
4/9	Delta State	L, 3-2
4/9	Delta State	W, 5-2
4/20	New Orleans	L, 4-1
4/21	New Orleans	W, 16-8
4/23	LSU	L, 6-3
4/26	Louisiana College	W, 13-5
4/27	Louisiana College	W, 3-2
4/28	Louisiana College	W, 6-5

1975

24-11-1 overall

head coach **Joe Brockhoff**

3/1	Spring Hill	W, 9-1
3/2	Spring Hill	W, 6-3
3/8	Western Illinois	L, 2-1
3/8	Western Illinois	W, 4-0
3/10	Middle Tennessee State	L, 2-0
3/10	Middle Tennessee State	W, 2-0
3/12	Iowa	L, 15-4
3/14	Texas A&M	W, 2-0
3/14	Texas A&M	T, 1-1
3/15	Texas A&M	L, 10-9
3/19	New Haven	W, 4-2
3/21	Centenary	W, 6-3
3/22	Centenary	W, 1-0
3/23	Northwestern	W, 5-3
3/23	Northwestern	W, 9-1
3/24	Northwestern	W, 6-1
3/26	Bradley	W, 11-8
3/28	Wisconsin	W, 17-3
3/29	Wisconsin	W, 5-2
3/29	Wisconsin	L, 5-1
4/3	Carroll College	W, 4-0
4/3	Carroll College	W, 6-0
4/5	at South Alabama	L, 8-0
4/6	at South Alabama	L, 6-5
4/8	at LSU	L, 2-1
4/12	at Southern Miss	W, 10-5
4/13	at New Orleans	W, 1-0
4/15	LSU	W, 14-1
4/18	at Miami	L, 3-2
4/19	at Miami	L, 9-8
4/20	at Miami	L, 2-1
4/25	Louisiana College	W, 11-4
4/26	Louisiana College	W, 12-5
4/26	Louisiana College	W, 6-3
4/27	New Orleans	W, 7-5
5/3	Southern Miss	W, 4-2

1976

24-14-1 overall

head coach **Joe Brockhoff**

2/28	Spring Hill	W, 1-0
2/29	Spring Hill	W, 20-4
3/5	St. Bernard	W, 21-5
3/6	St. Bernard	W, 4-0
3/7	Illinois State	W, 4-0
3/7	Illinois State	W, 4-2
3/13	at Hawaii	L, 5-4
3/13	at Hawaii	L, 1-0
3/14	at Hawaii	W, 1-0
3/14	at Hawaii	L, 4-0
3/16	at Hawaii	L, 2-1

3/16	at Hawaii	L, 8-2
3/21	Louisiana-Lafayette	W, 5-4
3/21	Louisiana-Lafayette	L, 2-0
3/23	Bradley	L, 2-2
3/26	Princeton	T, 3-3
3/27	Princeton	W, 1-0
3/27	Princeton	W, 1-0
4/1	Western Michigan	W, 9-0
4/1	Western Michigan	W, 4-2
4/2	Western Michigan	W, 14-1
4/8	Centenary	W, 9-3
4/9	Centenary	W, 11-0
4/10	South Alabama	L, 4-2
4/11	South Alabama	L, 12-8
4/13	at LSU	W, 2-1
4/15	Louisiana College	W, 10-0
4/16	Louisiana College	W, 6-1
4/16	Louisiana College	L, 7-5
4/17	Delta State	L, 3-2
4/17	Delta State	W, 7-6
4/18	New Orleans	L, 3-2
4/20	LSU	W, 5-1
4/24	Southern Miss	L, 5-4
4/24	Southern Miss	W, 9-1
4/25	New Orleans	W, 4-3

Metro Tournament - ! (Memphis, Tenn.)

vs. Cincinnati !	W, 4-1
vs. Louisville !	W, 6-2
at Memphis !	L, 15-1

1977

32-10 overall

head coach **Joe Brockhoff**

2/26	Louisiana-Monroe	W, 15-6
2/27	Louisiana-Monroe	W, 4-2
3/4	Spring Hill	W, 11-0
3/7	Louisiana College	W, 4-3
3/7	Louisiana College	W, 10-3
3/8	Louisiana College	W, 7-0
3/11	Miami	L, 11-6
3/13	at Louisiana-Lafayette	L, 7-6
3/13	at Louisiana-Lafayette	W, 5-4
3/15	Missouri	W, 8-6
3/15	Missouri	W, 7-2
3/18	Stetson	W, 6-4
3/19	Stetson	W, 6-1
3/20	at South Alabama	L, 10-5
3/20	at South Alabama	L, 9-1
3/25	Eastern Illinois	W, 8-7
3/25	Eastern Illinois	W, 8-2
3/26	Eastern Illinois	W, 6-4
3/26	Eastern Illinois	W, 9-4
3/27	at New Orleans	L, 5-4
3/30	South Alabama	W, 10-5
3/30	South Alabama	W, 8-5
4/2	at Southern Miss	W, 6-1
4/2	at Southern Miss	W, 9-1
4/3	LSU	W, 13-5
4/4	Illinois State	W, 5-2
4/7	Illinois State	W, 6-3
4/8	Wisconsin	W, 7-1
4/9	Wisconsin	W, 4-1
4/9	Wisconsin	W, 6-3
4/10	New Orleans	L, 7-4
4/11	Wisconsin	W, 13-4
4/13	at LSU	L, 5-2
4/18	at UNLV	L, 15-5
4/19	at UNLV	W, 9-8
4/19	at UNLV	W, 7-6

Metro Tournament - ! (Memphis, Tenn.)

5/13	vs. Florida State !	L, 12-4
5/14	vs. St. Louis !	W, 7-2
5/14	vs. Louisville !	W, 9-2
5/15	at Memphis !	W, 4-1
5/15	vs. Florida State !	W, 4-3
5/15	vs. Florida State !	L, 11-1

1978

25-18 overall, 9-2 Metro

head coach **Joe Brockhoff**

2/25	Louisiana-Monroe	W, 5-0
2/25	Louisiana-Monroe	W, 5-3
2/26	Louisiana-Monroe	W, 9-0
2/26	Louisiana-Monroe	W, 12-0
3/3	Florida State ^	L, 6-1
3/3	Florida State ^	W, 8-3
3/4	South Alabama	L, 18-17 (10)
3/5	Spring Hill	W, 11-5
3/9	Spring Hill	W, 11-5
3/12	Louisiana College	W, 4-2
3/12	Louisiana College	W, 8-0
3/13	Louisiana College	W, 11-6
3/18	St. Louis ^	W, 6-1

3/18	St. Louis ^	W, 8-7
3/19	St. Louis ^	W, 12-4
3/19	St. Louis ^	W, 4-0
3/20	Missouri-St. Louis	W, 15-8
3/22	Arizona	L, 6-0
3/22	Arizona	L, 5-4
3/23	Cincinnati ^	W, 13-3
3/25	Florida State ^	W, 4-0
3/25	Florida State ^	L, 3-0
3/26	Cincinnati ^	W, 12-6
3/26	Cincinnati ^	W, 3-0
3/28	Lamar	W, 7-4
3/28	Lamar	L, 4-3
3/30	South Alabama	L, 8-7
3/30	South Alabama	W, 2-0
4/1	LSU	L, 9-6
4/2	New Orleans	W, 10-6
4/4	LSU	W, 12-4
4/7	Mississippi	L, 12-0
4/8	Mississippi	L, 6-5
4/9	New Orleans	W, 13-10
4/17	California	L, 11-2
4/17	California	L, 2-1
4/18	Santa Clara	L, 7-5
4/19	Stanford	L, 13-2
4/26	Louisiana-Lafayette	L, 2-0
4/26	Louisiana-Lafayette	L, 7-3
4/30	Southern-N.O.	W, 10-3

Metro Tournament - ! (Tallahassee, Fla.)

5/11	vs. Cincinnati !	L, 17-12
5/12	at Florida State !	L, 3-2

5-13 overall, 0-4 Metro

1979

head coach **Joe Brockhoff**

NCAA Tournament Champions

NCAA South Regional

2/26	at Louisiana-Lafayette	W, 5-1
2/26	at Louisiana-Lafayette	L, 2-1
3/2	Oklahoma	L, 8-6
3/4	Louisiana-Monroe	W, 6-2
3/4	Louisiana-Monroe	W, 4-1
3/5	Louisiana-Monroe	W, 8-1
3/5	Louisiana-Monroe	W, 1-0
3/10	Louisiana College	W, 7-0
3/10	Louisiana College	W, 2-1
3/11	Louisiana College	W, 13-1
3/11	West Chester State	W, 3-2
3/14	at Florida State ^	L, 7-3
3/14	at Florida State ^	L, 9-2
3/16	West Chester State	W, 13-1
3/17	Illinois State	W, 6-3
3/18	vs. Southeastern Louisiana (1)	W, 5-1
3/22	Wisconsin	W, 5-4
3/23	Wisconsin	W, 3-2
3/23	Wisconsin	L, 9-3
3/24	Wisconsin	W, 5-4
3/24	Wisconsin	W, 5-0
3/27	North Park	W, 7-0
3/27	North Park	W, 10-5
3/28	at LSU	L, 10-7
3/29	Stetson	W, 12-2
3/29	Stetson	L, 8-6
3/30	MacMurray	W, 11-6
3/31	LSU	W, 2-1
4/1	New Orleans	W, 12-7
4/5	at LSU	W, 4-3
4/7	Southern Miss	W, 1-0

4/7	Southern Miss	L, 2-0
4/8	at New Orleans	W, 10-3
4/10	at Delta State	W, 15-4
4/11	at Delta State	W, 5-2

Air Force Tournament - § (Colorado Springs)

4/21	vs. Northern Colorado §	W, 10-5
4/21	at Air Force §	L, 15-9
4/22	vs. Denver §	W, 15-1
4/23	at Air Force §	W, 8-5
4/28	at Memphis ^	L, 5-1
4/28	at Memphis ^	L, 5-2
4/29	at New Orleans	W, 3-1

Merto Tournament - ! (Tallahassee, Fla.)

5/10	vs. Louisville !	W, 11-4
5/11	vs. Virginia Tech !	W, 4-3
5/12	at Florida State !	W, 10-5
5/12	at Florida State !	W, 5-2

NCAA South Regional + (Starkville, Miss.)

5/18	vs. Murray State +	L, 5-3
5/19	at Mississippi State +	L, 12-4

(1) - Game Played in Donaldsonville, La.

1980

29-19 overall, 1-0 Metro

head coach **Joe Brockhoff**

2/29	at Louisiana-Lafayette	W, 3-0
2/29	at Louisiana-Lafayette	L, 4-1
3/6	Mississippi	W, 7-4
3/8	Spring Hill	W, 8-6
3/10	Western Illinois	W, 3-0
3/10	Western Illinois	W, 2-0
3/11	Navy	W, 8-1
3/11	Navy	L, 9-5
3/12	Illinois State	W, 16-2
3/13	Mississippi State	L, 9-2
3/13	Mississippi State	W, 1-0
3/14	Illinois State	W, 9-1
3/14	Illinois State	W, 9-5
3/15	Western Illinois	W, 11-3
3/15	Western Illinois	L, 7-6
3/16	Illinois State	W, 9-4
3/16	Illinois State	W, 11-3
3/17	Illinois	W, 7-4
3/21	Army	W, 10-5
3/22	Tennessee	L, 2-0
3/22	Tennessee	L, 4-3
3/23	Tennessee	W, 8-7
3/24	Florida State ^	W, 3-2
3/25	Fairleigh Dickenson	W, 9-0
3/31	at LSU	L, 4-3
4/1	North Park	W, 7-1
4/1	North Park	W, 7-0
4/6	at New Orleans	W, 10-9
4/10	at American	W, 10-1
4/13	at George Washington	W, 10-3
4/21	Southeastern Louisiana	W, 18-4
4/22	LSU	L, 8-7
4/22	LSU	W, 4-1
4/23	Louisiana-Lafayette	W, 4-3
4/23	Louisiana-Lafayette	W, 5-2
4/26	New Orleans	L, 2-0
5/4	New Orleans	L, 5-3

Merto Tournament - ! (Tallahassee, Fla.)

5/8	vs. Louisville !	W, 11-9
5/9	vs. Memphis !	L, 7-2
5/9	vs. Cincinnati !	W, 10-3
5/10	at Florida State !	L, 12-5



Joe Brockhoff (with hand on pole) led the Green Wave into the Metro Conference and was twice named the Metro Conference Coach of the Year. His 1979 squad won the Metro Tournament title with a 4-0 record and advanced to the programs first ever NCAA Regional.



ALL-TIME RESULTS

1981

37-26 overall, **2-4 Metro**

head coach **Joe Brockhoff**

2/27	Nicholls State	W, 19-4
2/28	at Louisiana-Lafayette	L, 4-3
2/28	at Louisiana-Lafayette	W, 5-4
3/6	LSU	W, 8-4
3/7	at LSU	L, 4-3
3/8	Southeastern Louisiana	L, 6-5
3/9	Detroit	W, 9-7
3/9	Detroit	W, 4-2
3/10	Missouri-St. Louis	W, 10-2
3/10	Missouri-St. Louis	W, 12-1
3/11	Washington (Mo.)	W, 11-1
3/12	Detroit	W, 6-5
3/13	Spring Hill	W, 13-0
3/14	Spring Hill	W, 10-2
3/15	Mississippi	W, 11-3
3/18	at Hawaii	W, 9-3
3/18	at Hawaii	L, 6-2
3/19	at Hawaii	L, 9-4
3/20	vs. Nebraska (2)	W, 4-1
3/20	at Hawaii	L, 10-0
3/26	UIC	W, 26-3
3/28	UIC	W, 5-0
3/28	UIC	W, 5-2
3/31	at LSU	L, 17-16
4/1	North Park	W, 4-1
4/1	North Park	W, 3-2
4/2	North Park	W, 11-3
4/3	New Orleans %	L, 7-6
4/4	Florida State ^	L, 15-9
4/4	Florida State ^	W, 11-3
4/5	Florida State ^	W, 15-4
4/6	at Mississippi State	L, 12-5
4/7	at Mississippi State	L, 12-4
4/8	at Mississippi	L, 2-0
4/11	LSU	L, 22-9
4/12	New Orleans	L, 14-5
4/15	Louisiana-Monroe	W, 14-10
4/16	Louisiana-Monroe	W, 6-5
4/17	Louisiana-Monroe	W, 8-4
4/18	Lamar	L, 5-4
4/18	Lamar	W, 10-2
4/19	Lamar	W, 13-5
4/20	Southeastern Louisiana	L, 11-10
4/22	Louisiana-Lafayette	L, 5-4
4/22	Louisiana-Lafayette	L, 5-4
4/24	at Southern Miss	W, 5-4
4/24	at Southern Miss	W, 7-5
4/25	Louisiana College	W, 15-2
4/25	Louisiana College	W, 12-2
4/26	Louisiana College	W, 21-0
4/28	at Texas A&M	L, 4-3
4/28	at Texas A&M	L, 11-1
4/29	at Texas A&M	L, 10-5
5/2	Southeastern Louisiana	W, 10-3
5/3	at New Orleans	W, 11-6
5/9	at Memphis ^	L, 6-3
5/9	at Memphis ^	L, 7-6
5/10	at Memphis ^	L, 15-3

Merto Tournament - I (Tallahassee, Fla.)

5/14	vs. Louisville !	W, 5-1
5/15	vs. Virginia Tech !	W, 14-12
5/16	at Florida State !	W, 6-2
5/17	at Florida State !	L, 22-4
5/17	at Florida State !	L, 15-5

(2) Game Played in Honolulu, Hawaii

41-16 overall, **2-5 SEC**

head coach **Joe Brockhoff**

1982

Metro Tournament Champions

NCAA South Regional

3/2	at LSU	L, 13-3
3/5	at Nicholls State	W, 3-2
3/6	Christian Brothers	W, 21-2
3/7	Louisiana-Lafayette	L, 5-0
3/7	Louisiana-Lafayette	W, 4-1
3/10	St. Louis ^	W, 5-2
3/11	Navy	W, 11-3
3/11	Navy	W, 11-2
3/12	McNeese State	W, 7-5
3/12	McNeese State	W, 7-4
3/13	at Southern Miss	L, 3-1
3/13	at Southern Miss	W, 11-3
3/14	at Southeastern Louisiana	W, 8-6
3/15	Western Illinois	W, 8-3
3/15	Western Illinois	W, 9-5
3/17	St. Francis (Ill.)	W, 6-2
3/17	St. Francis (Ill.)	W, 13-5

3/18	St. Francis (Ill.)	W, 19-11
3/19	Western Illinois	W, 8-1
3/19	Western Illinois	W, 8-7
3/20	St. Francis (Ill.)	W, 21-9

Riverside Invitational - § (Riverside, Calif.)

3/22	vs. BYU §	L, 6-4
3/23	vs. Maine §	L, 11-6
3/24	vs. Oral Roberts §	L, 12-7
3/25	at U.C. Riverside §	W, 4-3
3/25	vs. Washington §	W, 2-1
3/26	at Stanford	W, 5-4
3/27	vs. Wisconsin §	W, 11-2
3/31	North Park	W, 8-2
3/31	North Park	W, 7-0
4/3	Southern Miss	W, 6-0
4/3	Southern Miss	W, 6-5
4/6	LSU	W, 8-3
4/7	Louisiana College	W, 7-1
4/7	Louisiana College	W, 7-3
4/8	Louisiana-Monroe	W, 5-1
4/8	Louisiana-Monroe	W, 8-2
4/9	Louisiana-Monroe	W, 7-0
4/9	Louisiana-Monroe	W, 14-0
4/10	New Orleans %	L, 7-5
4/11	at New Orleans	W, 12-5
4/17	at Florida State ^	W, 8-6
4/17	at Florida State ^	L, 4-3
4/18	at Florida State ^	L, 8-6
4/25	New Orleans	L, 11-2
5/1	at LSU	L, 6-1
5/2	LSU	W, 11-3
5/8	Memphis ^	L, 3-1
5/8	Memphis ^	L, 11-7
5/9	Memphis ^	L, 7-1

Merto Tournament I (Tallahassee, Fla.)

5/13	vs. Louisville !	W, 10-5
5/14	vs. Virginia Tech !	W, 8-5
5/15	vs. Memphis !	W, 10-9
5/16	at Florida State !	W, 11-7

NCAA South Regional + (New Orleans)

5/28	at New Orleans +	L, 7-5
5/29	vs. Jackson State +	W, 11-5
5/30	at New Orleans +	L, 5-4

45-17 overall, **6-3 Metro**

1983


head coach **Joe Brockhoff**

NCAA Central Regional

2/20	Louisiana-Monroe	W, 4-2
2/20	Louisiana-Monroe	W, 16-3
2/26	at Louisiana-Lafayette	W, 2-1
2/26	at Louisiana-Lafayette	L, 9-8
3/1	East Tennessee State	W, 4-3
3/2	East Tennessee State	W, 9-2
3/4	East Tennessee State	W, 14-3
3/4	Nicholls State (3)	L, 11-6
3/6	Southeastern Louisiana	W, 11-2
3/6	Southeastern Louisiana	L, 7-5
3/10	LSU	W, 11-10
3/11	Navy	W, 4-2
3/12	McNeese State	W, 5-1
3/12	McNeese State	W, 10-3
3/13	Nicholls State	W, 5-3
3/15	Jackson State	L, 8-2
3/15	Jackson State	W, 6-2
3/18	Southern Miss ^	W, 10-1
3/18	Southern Miss ^	W, 12-6
3/21	Cleveland State	W, 13-10
3/21	Cleveland State	W, 25-8
3/22	Cleveland State	W, 8-6
3/24	Cal State-Los Angeles (4)	W, 22-8
3/25	at UNLV	W, 14-3
3/25	at UNLV	W, 8-4
3/26	at UNLV	W, 9-4

Easter Classic - § (Monroe, La.)

3/30	vs. New Orleans §	W, 8-6
3/31	at Louisiana-Monroe §	W, 6-5
4/1	vs. Louisiana Tech §	W, 10-5
4/2	New Orleans %	W, 7-1
4/3	LSU	L, 4-1
4/4	at South Alabama	L, 3-2
4/5	Southern	W, 4-1
4/5	Southern	W, 5-3
4/6	Southeastern Louisiana	W, 14-9
4/6	at Southeastern Louisiana	W, 12-0
4/10	at Southeastern Louisiana	W, 8-1
4/13	at Northwestern State	L, 2-0
4/16	at Southern Miss ^	W, 7-3
4/16	at Southern Miss ^	W, 15-6
4/17	at New Orleans	L, 14-6
4/19	Spring Hill	W, 10-5
4/20	South Alabama	W, 21-3



In 1983, head coach Joe Brockhoff lead his squad to a 45-17 overall record and the schools first at-large berth to the NCAA Tournament. The Green Wave lost in the Championship Game of the Metro Conference Tournament and were sent to Austin, Texas for the NCAA Central Regional.

4/22	Northwestern State	W, 11-5
4/23	Nicholls State	W, 4-3
4/24	New Orleans	L, 16-12
4/26	at LSU	L, 9-8
4/26	at LSU	W, 7-3
4/29	at Jackson State	L, 4-0
4/29	at Jackson State	W, 11-7
5/1	at Memphis ^	L, 12-11
5/1	at Memphis ^	L, 13-10
5/7	Florida State ^	W, 6-5
5/7	Florida State ^	W, 8-6
5/8	Florida State ^	L, 10-6

Merto Tournament I (Tallahassee, Fla.)

5/13	vs. Memphis !	W, 4-2
5/14	at Florida State !	L, 4-2
5/14	vs. Louisville !	W, 15-1
5/15	at Florida State !	L, 9-6

NCAA Central Regional + (Austin, Texas)

5/26	vs. Mississippi State +	L, 4-2
5/27	vs. Grambling +	W, 8-7
5/28	at Texas +	L, 7-5

(3) - Game Played in Litcher, La.

(4) - Game Played in Las Vegas, Nev.

1984

42-16 overall, **7-3 Metro**

head coach **Joe Brockhoff**

2/20	Louisiana-Monroe	W, 9-2
2/25	Nicholls State	W, 10-4
3/2	at McNeese State	W, 19-8
3/2	at McNeese State	W, 10-3
3/3	at Louisiana-Lafayette	L, 2-1
3/3	at Louisiana-Lafayette	W, 6-3
3/9	Nicholls State (3)	L, 12-8
3/10	Southern Miss ^	W, 5-3
3/10	Southern Miss ^	W, 7-2
3/11	Southeastern Louisiana	W, 15-4
3/13	Grambling	W, 10-5
3/14	South Carolina	W, 12-4
3/15	South Carolina	W, 11-7
3/16	South Alabama	W, 7-6
3/17	Louisiana-Lafayette	L, 11-3
3/17	Louisiana-Lafayette	W, 6-3
3/18	LSU	W, 6-5

Hurricane Classic - § (Miami, Fla.)

3/21	vs. Fordham §	W, 12-1
3/22	vs. Michigan State §	W, 8-7
3/22	vs. Michigan State §	W, 11-9
3/23	vs. Fordham §	W, 15-6
3/24	at Miami §	W, 9-4
3/27	Illinois Wesleyan	W, 11-1
3/27	Illinois Wesleyan	W, 17-7
3/29	at Southern	L, 6-5
3/29	at Southern	W, 14-4
3/30	Nicholls State	W, 12-8
3/30	New Orleans %	L, 3-1
4/1	at Jackson State	W, 7-1
4/1	at Jackson State	W, 6-4
4/2	at Nicholls State	L, 10-2
4/5	at Nicholls State	W, 10-5
4/6	at Southeastern Louisiana	W, 7-5
4/7	Jackson State	W, 13-5
4/7	Jackson State	W, 16-0
4/9	Northwestern State	W, 5-0
4/9	Northwestern State	W, 3-0
4/10	at South Alabama	L, 1-0
4/11	at LSU	L, 2-1
4/13	Memphis ^	L, 12-8

1985

38-22 overall, **6-10 Metro**

head coach **Joe Brockhoff**

2/16	Louisiana-Monroe	W, 15-4
2/16	Louisiana-Monroe	W, 23-0
2/17	Louisiana-Monroe	W, 9-1
2/22	Nicholls State (3)	W, 14-3
2/23	Memphis ^	L, 11-9
2/23	Memphis ^	W, 15-6
3/2	at Southern Miss ^	L, 6-4
3/2	at Southern Miss ^	W, 13-0
3/3	at Southern Miss ^	W, 10-5
3/7	West Florida	W, 7-0
3/8	at Nicholls State	W, 8-1
3/9	Southeastern Louisiana	W, 13-1

Baseball Week - @ (Winter Park, Fla.)

3/11	vs. VMI @	W, 7-6
3/12	at Rollins @	W, 5-3
3/13	vs. Central Michigan @	W, 6-4
3/13	at Florida	L, 7-5
3/14	vs. VMI @	W, 9-3
3/15	at Rollins @	W, 9-5
3/16	vs. Central Michigan @	W, 8-2
3/18	St. Francis (Ill.)	W, 9-6
3/22	at LSU	L, 10-4
3/23	vs. West Florida	W, 2-1
3/24	LSU	W, 8-7
3/25	at Jackson State	W, 7-3
3/25	at Jackson State	W, 19-7
3/27	Kent State	W, 25-5
3/29	Northwestern State	W, 13-3
3/30	Southern Miss ^	L, 6-5
3/30	Southern Miss ^	W, 12-6
3/31	Southern Miss ^	W, 12-0
4/1	Louisiana-Lafayette	L, 5-1
4/1	Louisiana-Lafayette	L, 6-1
4/5	at Florida State ^	L, 9-6
4/6	at Florida State ^	L, 4-1
4/6	at Florida State ^	L, 9-4
4/11	at Northwestern State	W, 10-3
4/11	at Northwestern State	W, 4-0
4/12	Jackson State	W, 11-6
4/12	Jackson State	W, 13-3
4/13	at New Orleans	W, 8-3
4/14	Nicholls State	W, 18-11
4/15	at McNeese State	L, 11-6



ALL-TIME RESULTS

4/15	at McNeese State	L, 9-6
4/17	Nicholls State	W, 8-5
4/18	Louisiana-Lafayette	W, 13-9
4/20	New Orleans	W, 13-8
4/21	at New Orleans	L, 7-1
4/22	at Southeastern Louisiana	L, 6-5
4/23	McNeese State	L, 12-9
4/23	McNeese State	W, 10-6
4/26	at Mississippi	L, 10-6
4/27	at Memphis	L, 6-5
4/27	at Memphis	L, 2-1
5/4	Florida State	L, 9-3
5/4	Florida State	L, 5-2
5/5	Florida State	W, 9-8
Merto Tournament - I (Tallahassee, Fla.)		
5/9	vs. Virginia Tech	L, 16-8
5/10	vs. Louisville	W, 11-6
5/11	vs. Memphis	W, 8-7
5/12	vs. Virginia Tech	L, 14-12

(3) - Game Played in Lutchter, La.

49-15 overall

1986 head coach Joe Brockhoff

NCAA South I Regional

2/21	Spring Hill	W, 14-7
Louisiana Classics - @ (Lafayette, La.)		
2/22	vs. Texas-Pan American	W, 14-10
2/22	at Louisiana-Lafayette	W, 11-1
2/23	vs. Houston	W, 3-2
2/24	Arkansas	W, 3-0
3/1	Southern Miss	W, 8-1
3/2	Southern Miss	W, 13-5
3/4	Southern	W, 5-2
3/4	Southern	W, 5-3
3/6	at LSU	L, 12-1
3/7	Southern	W, 14-5
3/8	at Southern Miss	L, 9-7
3/10	St. Louis	W, 14-3
3/11	St. Louis	W, 11-0
3/11	St. Louis	W, 16-2
3/14	Iowa State	W, 8-1
3/14	Iowa State	L, 4-3
3/15	at Mississippi	L, 5-4
3/16	Missouri	W, 3-2
3/16	Missouri	W, 6-3
3/17	Missouri	W, 17-7
3/18	St. Francis (Ill.)	W, 14-5
3/18	St. Francis (Ill.)	W, 9-5
3/22	Southeastern Louisiana	W, 11-0

Riverside Invitational - \$ (Riverside, Calif.)

3/24	vs. Oregon State	W, 11-9
3/25	vs. Cornell	W, 17-7
3/25	vs. BYU	L, 9-5
3/26	vs. Wisconsin	W, 8-6
3/27	vs. Notre Dame	W, 8-6
3/28	vs. Washington	W, 5-3
3/29	at U.C. Riverside	W, 19-5
3/29	vs. BYU	W, 9-7
3/31	at West Florida	W, 8-2
4/3	Lamar	W, 11-4
4/3	Lamar	L, 6-5
4/4	Jackson State	W, 9-5
4/4	Jackson State	W, 6-2
4/5	at Florida State	L, 7-5
4/6	at Florida State	L, 4-2
4/10	at Southeastern Louisiana	W, 16-7
4/11	Nicholls State	W, 5-4
4/13	at New Orleans	L, 9-7
4/15	Spring Hill	W, 4-2
4/15	Spring Hill	W, 6-3
4/13	New Orleans	W, 15-1
4/18	West Florida	W, 11-8
4/20	New Orleans	W, 4-3
4/22	at Southern	W, 7-4
4/22	at Southern	W, 7-6
4/23	Seton Hall	L, 6-5
4/24	LSU	L, 6-5
4/26	at McNeese State	W, 9-4
4/26	at McNeese State	W, 14-10
4/27	McNeese State	W, 19-7
4/27	McNeese State	W, 7-1
4/29	at Nicholls State	W, 7-2
4/30	at Southeastern Louisiana	W, 17-4
5/3	at Southern Miss	L, 4-2
5/4	at Southern Miss	L, 11-4

NCAA South I Regional + (Baton Rouge, La.)

5/22	vs. Louisiana Tech	L, 11-5
5/23	vs. Eastern Kentucky	W, 16-6
5/24	vs. Oklahoma	W, 14-5
5/24	vs. Louisiana Tech	W, 9-4
5/26	at LSU	L, 7-6

44-18 overall

1987 head coach Joe Brockhoff

NCAA South II Regional

Busch Challenge I - @ (Louisiana Superdome)

2/20	Florida	W, 11-10
2/21	Florida State	L, 9-5
2/22	Miami	W, 4-3
3/1	Louisiana-Monroe	W, 4-3
3/2	Louisiana-Monroe	W, 4-3
3/6	at Nicholls State	W, 7-5
3/8	Southern Miss	W, 4-3
3/9	Indiana State	W, 13-12
3/10	Indiana State	W, 9-7
3/12	Mississippi	W, 5-4
3/14	at Louisiana-Monroe	W, 3-0
3/15	at Louisiana-Monroe	L, 14-3
3/16	at Louisiana-Monroe	L, 9-8
3/17	Texas-Arlington	W, 11-10
3/18	Missouri	L, 6-3
3/19	Missouri	W, 8-6
3/20	Missouri	W, 6-5
3/21	Kansas State	W, 19-14

Riverside Invitational - \$ (Riverside, Calif.)

3/23	vs. Washington	W, 6-2
3/24	vs. New Mexico	W, 9-2
3/24	vs. California	L, 9-8
3/25	vs. Bowling Green	W, 15-5
3/27	vs. Dartmouth	W, 10-6
3/27	vs. BYU	W, 9-6
3/28	at U.C. Riverside	W, 9-7
3/28	vs. California	W, 6-1

Diamond Classic - ? (Mobile, Ala.)

3/30	vs. USC	L, 7-0
3/31	at South Alabama	W, 6-4
4/2	Southeastern Louisiana	W, 15-11
4/3	Nicholls State	L, 2-1
4/4	at Lamar	W, 3-0
4/5	at New Orleans	L, 12-11
4/8	LSU	L, 5-4
4/6	at Southeastern Louisiana	W, 20-11
4/10	at Jackson State	L, 16-12
4/11	Notre Dame	W, 11-3
4/11	Notre Dame	L, 8-6
4/12	Notre Dame	W, 7-1
4/14	McNeese State	W, 12-6
4/14	McNeese State	W, 11-2
4/17	Southern Miss	W, 20-0
4/17	Southern Miss	W, 6-3
4/18	Lamar	L, 1-1
4/18	Lamar	W, 16-2
4/19	at Louisiana-Lafayette	L, 3-2
4/20	Jackson State	W, 11-9
4/20	Jackson State	W, 15-11
4/21	at LSU	W, 9-7
4/22	Spring Hill	W, 11-1
4/23	at McNeese State	W, 2-1
4/23	at McNeese State	W, 9-3
4/25	Louisiana-Lafayette	W, 13-4
4/26	New Orleans	W, 9-4
4/27	Nicholls State	W, 9-4
4/29	Southeastern Louisiana	W, 12-4
5/1	at Southern Miss	W, 12-5
5/2	at Southern Miss	L, 11-6
5/3	at New Orleans	L, 6-2

NCAA South II Regional + (New Orleans, La.)

5/21	vs. LSU	L, 5-3
5/22	vs. Cal State Fullerton	L, 4-0

32-18 overall

1988 head coach Joe Brockhoff

NCAA East Regional

2/27	Spring Hill	W, 6-1
2/28	Spring Hill	W, 16-1
2/29	Southern	W, 10-9
3/1	at Southern	W, 19-3
3/4	Illinois State	L, 3-2
3/5	Northwestern	W, 4-1
3/5	Northwestern	W, 6-4
3/6	Northwestern	W, 5-1
3/7	Baylor	W, 11-4
3/10	Northwestern State	W, 6-0
3/10	Northwestern State	W, 11-0
3/11	Southeastern Louisiana	W, 20-3
3/13	at Louisiana-Monroe	W, 6-3
3/13	at Louisiana-Monroe	L, 5-4
3/14	at Louisiana Tech	L, 9-4
3/15	at Mississippi	L, 17-5
3/19	Bowling Green	W, 2-1
3/20	New Orleans	L, 13-8
3/21	Bowling Green	W, 14-7

3/23	Louisiana Tech	W, 6-4
3/24	at Southeastern Louisiana	L, 10-9
Busch Challenge II - @ (Louisiana Superdome)		
3/25	USC	W, 12-8
3/26	UCLA	W, 5-4
3/27	Cal State Fullerton	W, 8-4
3/28	Louisiana-Lafayette	W, 10-4
3/28	Louisiana-Lafayette	W, 7-6
4/1	Louisiana-Monroe	W, 11-10
4/5	at McNeese State	L, 3-1
4/7	LSU	L, 7-5
4/8	at Southeastern Louisiana	L, 10-7
4/9	Nicholls State	W, 11-7
4/10	at Nicholls State	W, 8-5
4/12	at New Orleans	W, 15-1
4/13	at LSU	L, 11-1
4/15	at Miami	L, 8-2
4/16	at Miami	W, 4-1
4/18	Southern Miss	L, 12-9
4/19	at New Orleans	W, 7-4
4/20	McNeese State	W, 5-2
4/20	McNeese State	W, 6-4
4/21	Texas-Pan American	W, 8-7
4/21	Texas-Pan American	W, 12-2
4/22	New Orleans	W, 10-7
4/23	at Southern Miss	L, 10-3
4/24	at Southern Miss	L, 7-6
4/26	New Orleans	W, 9-7
4/28	at Nicholls State	L, 9-3

NCAA East Regional + (Tallahassee, Fla.)

5/26	vs. North Carolina State	W, 1-0
5/27	at Florida State	L, 8-6
5/27	vs. Florida	L, 9-5

27-26 overall

1989 head coach Joe Brockhoff

2/9	TCU	L, 3-2
2/9	TCU	L, 4-3
2/10	Southern Miss	W, 5-4
2/11	Southern Miss	L, 3-2
2/17	at McNeese State	L, 9-4
2/17	at McNeese State	L, 9-8
2/18	at Louisiana-Lafayette	W, 4-2
2/19	at Louisiana-Lafayette	L, 11-9
2/21	Southern	L, 9-4

Busch Challenge III - @ (Louisiana Superdome)

2/23	Oral Roberts	L, 6-3
2/24	Oklahoma	L, 17-13
2/25	Oklahoma State	W, 12-5
2/27	Mississippi	W, 11-8
3/1	Spring Hill	W, 2-0
3/1	Spring Hill	W, 7-5
3/6	Louisiana-Monroe	W, 14-10
3/7	Western Illinois	W, 11-7
3/10	Wisconsin	L, 8-0
3/11	Wisconsin	L, 7-0
3/11	Wisconsin	W, 6-5
3/12	Wisconsin	W, 11-7
3/13	George Washington	W, 9-5
3/16	Illinois State	L, 3-2
3/17	Illinois State	W, 7-2
3/17	Illinois State	W, 13-5
3/18	New Orleans	L, 14-5
3/19	New Orleans	W, 3-2
3/20	St. John's	L, 6-3
3/23	at Louisiana-Monroe	W, 1-0
3/24	at Louisiana-Monroe	L, 8-3
3/26	LSU	L, 4-3
3/27	Southern	W, 9-7
3/29	at LSU	L, 4-3
3/31	at Southern	W, 7-0
4/1	Jackson State	W, 6-5
4/2	Jackson State	W, 14-7
4/6	at Jackson State	W, 11-6
4/7	Southeastern Louisiana	W, 4-3
4/8	Nicholls State	L, 15-8
4/9	at Nicholls State	L, 5-1
4/12	at South Alabama	W, 5-4
4/15	at UCF	L, 3-2
4/16	at UCF	L, 5-0
4/19	at New Orleans	W, 3-2
4/21	at Southeastern Louisiana	W, 7-2
4/22	at Southern Miss	W, 8-6
4/23	at Southern Miss	W, 16-7
4/24	Nicholls State	L, 7-4
4/25	South Alabama	L, 8-1
4/26	McNeese State	L, 9-4
4/26	McNeese State	W, 4-3
4/29	New Orleans	L, 4-3
4/30	New Orleans	L, 7-4

1990

19-35 overall, 4-16 Metro

head coach Joe Brockhoff

2/11	Rice	L, 1-0
2/11	Rice	W, 9-6
2/14	at Louisiana-Lafayette	L, 9-2
Busch Challenge IV - @ (Louisiana Superdome)		
2/16	Mississippi	L, 11-5
2/17	Southern Miss	L, 5-4
2/18	Mississippi State	L, 7-4
3/1	at Nicholls State	L, 9-2
3/3	Wisconsin	W, 13-12
3/4	Wisconsin	W, 8-7
3/4	Wisconsin	W, 7-6
3/5	North Carolina State	L, 12-6
3/6	North Carolina State	L, 12-11
3/8	Nicholls State	L, 14-7
3/9	Illinois	L, 16-6
3/10	Virginia Tech	W, 7-4
3/11	Virginia Tech	W, 7-5
3/12	Virginia Tech	L, 7-1
3/18	South Carolina	L, 5-3
3/18	South Carolina	L, 4-2
3/20	Southern	W, 12-4
3/20	Southern	W, 7-4
3/24	at Memphis	L, 7-5
3/24	at Memphis	L, 9-2
3/25	at Memphis	L, 10-5
3/29	New Orleans	L, 9-5
3/31	Southern Miss	L, 10-9
4/1	Southern Miss	L, 13-7
4/1	Southern Miss	L, 5-2
4/4	at New Orleans	L, 11-10
4/6	at Florida State	L, 5-0
4/7	at Florida State	L, 9-3
4/8	at Florida State	L, 12-11
4/10	Louisiana-Lafayette	L, 9-2
4/11	Louisiana-Lafayette	W, 9-2
4/12	Spring Hill	W, 11-1
4/12	Spring Hill	W, 5-1
4/14	at Cincinnati	L, 6-4
4/15	at Cincinnati	L, 4-2
4/15	at Cincinnati	L, 16-7
4/18	LSU	W, 14-7
4/20	New Orleans	L, 13-5
4/21	UCF	W, 13-2
4/21	UCF	W, 2-1
4/23	McNeese State	W, 7-3
4/23	McNeese State	W, 7-6
4/24	at Nicholls State	L, 11-7
4/25	at Southeastern Louisiana	L, 3-1
4/26	Southeastern Louisiana	W, 13-12
4/28	at Louisville	W, 12-10
4/28	at Louisville	L, 3-0
4/29	at Louisville	L, 12-5
5/12	South Alabama	L, 8-1
Merto Tournament - I (Hattiesburg, Miss.)		
5/16	vs. Florida State	L, 4-1
5/17	vs. Memphis	L, 11-5

36-18 overall, 12-8 Metro

1991 head coach Joe Brockhoff

2/17	Spring Hill	W, 5-0
2/17	Spring Hill	W, 5-4
2/23	Northwestern.	L, 7-2
2/23	Northwestern.	W, 6-5
2/24	Northwestern.	W, 10-5
2/24	Northwestern.	W, 6-4
<u>Busch Challenge V - @ (Louisiana Superdome)</u>		
3/1	Florida @.	L, 4-2
3/2	Florida State @	L, 3-0
3/3	Miami @	W, 5-2
3/5	at LSU	W, 7-6
<u>Louisiana Classics- \$ (Lafayette, La.)</u>		
3/8	vs. Oklahoma State §	L, 11-10
3/9	vs. Oregon State §	W, 6-5
3/9	at Louisiana-Lafayette §	W, 15-13
3/10	at Louisiana-Lafayette §	W, 6-5
3/11	Notre Dame	W, 11-4
3/12	St. Louis.	W, 2-0
3/12	St. Louis.	W, 12-10
3/13	Upper Iowa	W, 8-3
3/14	Western Illinois	W, 4-2
3/14	Western Illinois	W, 3-2
3/15	Wisconsin	W, 6-2
3/18	Nicholls State.	L, 5-2
3/20	LSU	W, 5-1
3/23	Memphis ^	L, 6-3
3/23	Memphis ^	W, 6-1
3/24	Memphis ^	W, 5-4
3/25	Kent State	W, 14-13

ALL-TIME RESULTS

3/26	Kent State	W, 10-9
3/26	Kent State	L, 7-5
3/29	at Southern Miss	W, 9-6
3/30	at Southern Miss	W, 5-4
3/31	at Southern Miss	L, 4-2
4/2	at Southeastern Louisiana	L, 2-0
4/3	Louisiana-Monroe	L, 10-2
4/5	at New Orleans	W, 5-2
4/6	Cincinnati	W, 16-6
4/6	Cincinnati	W, 3-2
4/7	Cincinnati	W, 13-8
4/13	Louisville	L, 16-3
4/13	Louisville	W, 8-6
4/14	Louisville	W, 5-4
4/15	Southeastern Louisiana	W, 5-2
4/20	at Virginia Tech	L, 5-1
4/20	at Virginia Tech	L, 5-3
4/21	at Virginia Tech	L, 18-12
4/23	New Orleans	W, 10-1
4/24	at New Orleans	W, 10-9
4/28	Florida State	W, 11-3
4/28	Florida State	W, 2-1
5/11	at South Carolina	L, 4-3
5/11	at South Carolina	L, 6-4
5/12	at South Carolina	W, 3-1

Merto Tournament - I (Salem, Va.)

5/15	vs. Memphis	L, 6-5
5/16	vs. Louisville	L, 2-0

39-24 overall, 9-9 Metro

1992

head coach Joe Brockhoff

Metro Tournament Champions NCAA South I Regional

2/15	Birmingham-Southern	W, 6-5
2/16	Birmingham-Southern	W, 11-3
2/18	Spring Hill	W, 10-0
2/18	Spring Hill	W, 6-5
Busch Challenge VI - @ (Louisiana Superdome)		
2/21	Georgia @	L, 1-0
2/22	Georgia Southern @	W, 14-8
2/23	Georgia Tech @	L, 10-2
2/28	Louisiana-Monroe	W, 3-1
2/29	Louisiana-Monroe	W, 11-3
3/1	Southern	W, 11-9
3/4	Maine	W, 14-1
Coca Cola Classic - ? (Mobile, Ala.)		
3/7	at South Alabama	L, 10-2
3/8	vs. Auburn	L, 3-1
3/9	Xavier (Ohio)	W, 19-3
3/11	LSU	L, 7-0
3/12	Xavier (Ohio)	W, 12-4
3/12	Xavier (Ohio)	W, 9-5
3/14	at Charlotte	L, 9-8
3/14	at Charlotte	W, 2-0
3/15	at Charlotte	L, 2-1
3/17	New Orleans	L, 7-4
3/20	VCU	W, 11-1
3/21	VCU	W, 9-4
3/21	VCU	L, 12-6
3/23	MacMurray	W, 16-1
3/24	Eastern Illinois	W, 4-2
3/24	Eastern Illinois	W, 6-3
3/26	at Southeastern Louisiana	L, 10-3
3/28	at Virginia Tech	L, 11-8
3/28	at Virginia Tech	L, 11-8
3/29	at Virginia Tech	L, 15-9
3/31	Nicholls State	W, 10-0
4/1	at Louisiana-Lafayette	L, 14-4
4/2	at Nicholls State	L, 13-3
4/4	Houston	W, 5-2
4/5	Houston	L, 4-3
4/8	at LSU	W, 6-2
4/9	at New Orleans	W, 9-1
4/10	McNeese State	L, 12-7
4/11	Louisville	W, 10-9
4/11	Louisville	L, 5-4
4/12	Louisville	W, 7-3
4/14	South Alabama	W, 7-6
4/15	at South Alabama	L, 6-1
4/17	Southern Miss	W, 9-3
4/18	Southern Miss	W, 10-1
4/19	Southern Miss	W, 6-3
4/21	New Orleans	L, 12-3
4/24	at South Florida	W, 5-3
4/25	at South Florida	L, 5-3
4/26	at South Florida	L, 11-0
4/28	Louisiana-Lafayette	W, 5-4
5/1	at Southeastern Louisiana	W, 7-3
5/2	Southeastern Louisiana	W, 18-9
5/3	Southeastern Louisiana	W, 5-4

Merto Tournament - I (Turchin Stadium)

5/13	Southern Miss	W, 7-4
------	---------------	--------

5/14	VCU	W, 7-4
5/15	Louisville	W, 8-7
5/16	Charlotte	W, 15-13
5/16	Louisville	W, 5-4

NCAA South I Regional + (Baton Rouge, La.)

5/21	vs. South Alabama	W, 4-2 (12)
5/22	vs. Cal State Fullerton	L, 8-0
5/23	at LSU	L, 7-3

1993

23-31 overall, 8-7 Metro

head coach Joe Brockhoff

2/13	at Houston	L, 9-7
2/14	at Houston	L, 5-3
2/19	Rutgers	W, 9-6
2/20	Rutgers	L, 7-4
2/21	Rutgers	L, 12-2
2/25	Nicholls State	W, 8-5
Winn Dixie Showdown - @ (Louisiana Superdome)		
2/26	Mississippi @	W, 3-2
2/27	Mississippi State @	L, 5-1
2/28	Southern Miss @	L, 13-3
3/5	Southeastern Louisiana	L, 6-5
3/6	at Southeastern Louisiana	L, 4-3
3/7	at Southern	W, 9-1
3/9	LSU	L, 14-7
3/10	Southern	W, 18-6
3/17	Birmingham-Southern	L, 11-3 (11)
3/18	Western Illinois	W, 4-0
3/18	Western Illinois	W, 9-1
Rainbow Easter Classic - \$ (Honolulu)		
3/21	vs. Wichita State	W, 5-3
3/22	at Hawaii	L, 3-0
3/23	vs. Portland State	L, 9-2
3/24	vs. Lewis-Clark State	L, 3-2
3/25	vs. Northwestern	W, 2-1
3/26	vs. Northwestern	L, 7-4
3/27	vs. Lewis-Clark State	W, 9-6
3/31	at McNeese State	L, 12-8
4/1	South Alabama	L, 14-9
4/3	at Louisville	W, 17-12
4/3	at Louisville	L, 8-2
4/4	at Louisville	L, 7-3
4/9	San Diego	L, 6-5
4/10	Virginia Tech	W, 7-5
4/10	Virginia Tech	W, 5-4
4/11	Virginia Tech	W, 10-5
4/15	at New Orleans	L, 9-1
4/16	at Southern Miss	L, 4-2
4/17	at Southern Miss	W, 12-5
4/18	at Southern Miss	L, 8-7
4/20	New Orleans	W, 6-1
4/21	at Nicholls State	W, 12-8
4/23	South Florida	L, 15-6
4/24	South Florida	L, 13-7
4/25	South Florida	L, 16-15
4/26	at LSU	L, 6-3
4/27	at Louisiana-Lafayette	L, 11-5
4/28	at New Orleans	L, 5-4
5/29	at South Alabama	L, 9-7
5/13	Louisiana-Lafayette	W, 6-2
5/15	Charlotte	W, 4-0
5/15	Charlotte	W, 14-8
5/16	Charlotte	W, 12-4

Merto Tournament - I (Richmond, Va.)

5/20	vs. Charlotte	L, 5-3
5/20	vs. Virginia Tech	W, 4-2
5/21	vs. South Florida	W, 11-5
5/22	at VCU	L, 7-2

41-24 overall, 8-7 Metro	
head coach Rick Jones	
1994	
NCAA South Regional	

2/12	Nicholls State	W, 5-0
2/13	at Nicholls State	W, 4-2
Winn Dixie Showdown - @ (Louisiana Superdome)		
2/18	South Alabama @	W, 5-4
2/19	Alabama @	W, 7-3
2/20	Auburn @	L, 5-2
2/23	Nicholls State	W, 9-6
2/24	at Louisiana-Lafayette	L, 19-6
Lake Area Classic - \$ (Lake Charles, La.)		
2/25	vs. Lamar	L, 19-9
2/26	at McNeese State	L, 15-4
2/27	Alabama	W, 2-1
3/3	LSU	W, 10-8
3/5	Notre Dame	L, 8-2
3/6	Notre Dame	L, 9-0
3/7	Notre Dame	W, 6-2
3/12	South Alabama	W, 9-8
3/13	at South Alabama	L, 11-8
3/14	Stephen F. Austin	W, 10-4
3/14	Stephen F. Austin	W, 14-9
3/16	Stetson	L, 7-3
3/18	Eastern Illinois	W, 7-2
3/19	at Virginia Tech	W, 17-6
3/19	at Virginia Tech	L, 5-0
3/20	at Virginia Tech	L, 7-4
3/22	Eastern Illinois	W, 15-3
3/23	Portland State	L, 5-4
Tulane Invitational - ? (Turchin Stadium)		
3/24	Akron	W, 13-9
3/24	Mercer	W, 13-5
3/25	Akron	W, 12-2
3/26	Mercer	W, 20-12
3/28	at Southeastern Louisiana	W, 6-2
3/30	at Louisiana-Monroe	L, 5-2
3/31	at Louisiana-Monroe	W, 9-3
4/7	Louisiana-Monroe	W, 7-6
4/8	VCU	W, 5-3
4/9	VCU	L, 6-0
4/10	VCU	W, 23-4
4/13	Northwestern State	W, 6-5
4/14	at LSU	W, 4-2
4/15	Southern Miss	W, 11-10
4/16	Southern Miss	W, 12-10
4/17	Southern Miss	L, 14-11
4/18	Southeastern Louisiana	W, 9-8
4/20	Louisiana-Lafayette	W, 4-1
4/21	New Orleans	W, 4-3
4/23	at Charlotte	L, 9-3
4/23	at Charlotte	L, 4-0
4/24	at Charlotte	L, 15-7
4/26	at New Orleans	L, 11-7
4/27	McNeese State	L, 8-4
4/29	Louisville	W, 12-2
4/30	Louisville	W, 15-5
5/1	Louisville	W, 8-7
5/5	New Orleans	W, 7-6
5/13	at South Florida	W, 4-1
5/14	at South Florida	L, 8-1
5/15	at South Florida	W, 6-5
Merto Tournament - I (Louisville, Ky.)		
5/18	vs. VCU	W, 6-5
5/19	vs. Charlotte	L, 6-4
5/20	vs. South Florida	W, 11-2
5/21	vs. Virginia Tech	W, 6-3
5/21	vs. Southern Miss	W, 14-6
5/22	vs. Virginia Tech	L, 5-3

<u>NCAA South Regional + (Baton Rouge, La.)</u>		
5/26	vs. Fresno State +	W, 7-5
5/27	vs. USC +	L, 5-0
5/28	vs. UNC-Greensboro +	L, 4-1

32-26 overall, 8-10 Metro	
head coach Rick Jones	
1995	

2/10	Georgia State	W, 12-3
2/12	Georgia State	W, 14-3
2/12	Georgia State	W, 5-3
2/15	at Nicholls State	L, 3-2
Winn Dixie Showdown - @ (Louisiana Superdome)		
2/17	Texas A&M @	W, 11-5
2/18	Lamar @	W, 6-1
2/19	Houston @	L, 7-6
2/22	Southeastern Louisiana	W, 8-4
2/24	Tennessee-Martin	W, 13-2
2/25	Tennessee-Martin	W, 8-2
2/26	Tennessee-Martin	W, 7-1
3/3	Rutgers	W, 4-3
3/4	Rutgers	W, 7-2
3/5	Rutgers	L, 11-8
3/8	at LSU	L, 1-0
3/10	Rice	L, 8-6
3/11	Rice	L, 12-2
3/12	Rice	W, 6-5
3/12	Maine	W, 10-6
3/14	Dayton	W, 15-13
3/15	at Louisiana-Lafayette	L, 7-5
3/17	Michigan State	W, 7-4
3/18	Michigan State	W, 7-6
3/19	Michigan State	L, 9-2
3/21	Charleston Southern	W, 27-2
3/22	Charleston Southern	W, 7-3
3/24	South Florida	L, 7-5
3/25	South Florida	L, 13-8
3/26	South Florida	W, 12-9
3/28	Troy	W, 8-2
3/31	at Louisville	W, 10-8
4/1	at Louisville	L, 8-7
4/2	at Louisville	W, 14-11
4/4	at New Orleans	W, 6-0
4/5	New Orleans	L, 13-3
4/8	Virginia Tech	W, 6-3
4/8	Virginia Tech	W, 5-4
4/9	Virginia Tech	L, 13-9
4/12	LSU	L, 3-2
4/14	at Southern Miss	L, 8-5
4/15	at Southern Miss	W, 6-3
4/16	at Southern Miss	L, 12-3
4/18	Nicholls State	L, 3-2
4/19	at Southeastern Louisiana	L, 3-2
4/21	Charlotte	L, 4-3
4/22	Charlotte	W, 11-5
4/23	Charlotte	W, 4-3
4/25	at New Orleans	W, 3-1
4/26	New Orleans	L, 20-1
4/28	at VCU	L, 2-1
4/29	at VCU	L, 6-1
4/29	at VCU	L, 3-0
5/13	South Alabama	L, 9-3
5/14	at New Orleans	W, 6-1
Merto Tournament - I (Charlotte, N.C.)		
5/17	vs. Southern Miss	L, 9-3
5/19	at Charlotte	W, 3-2
5/20	vs. Virginia Tech	W, 4-3
5/20	vs. South Florida	L, 5-2

43-20 overall, 18-6 C-USA

1996

head coach Rick Jones

C-USA Tournament Champions NCAA South II Regional

2/9	Morehead State	W, 5-0
2/10	Morehead State	W, 17-1
2/11	Morehead State	W, 7-0
2/16	at Rice	L, 14-8
2/17	at Rice	L, 7-3
2/18	at Rice	L, 9-6
Winn Dixie Showdown - @ (Louisiana Superdome)		
2/23	Mississippi @	L, 13-3
2/24	Mississippi State @	W, 10-3
2/25	Southern Miss @	W, 8-5
2/27	at LSU	L, 10-0
2/28	Nicholls State	W, 10-3
3/1	Southeast Missouri State	L, 9-8
3/2	Southeast Missouri State	W, 7-6
3/3	Southeast Missouri State	W, 14-9
3/6	at Nicholls State	L, 5-0
3/9	Missouri	W, 9-3
3/10	Missouri	W, 7-4



In his first season as head coach, Rick Jones led the 1994 team to a 41-24 record and the NCAA South Regional. That team, which had gone 23-31 the year before, improved their record by 18 wins.



ALL-TIME RESULTS

3/10	Missouri	L, 2-0
3/12	Louisiana-Lafayette	L, 7-6
3/15	at Memphis *	L, 4-3
3/16	at Memphis *	W, 16-8
3/17	at Memphis *	L, 3-1
3/19	Minnesota	W, 6-5
3/20	Minnesota	W, 11-8
3/22	St. Louis *	W, 11-4
3/23	St. Louis *	W, 12-7
3/24	St. Louis *	L, 9-4
3/29	Howard	W, 13-2
3/31	Howard	W, 2-0
3/31	Howard	W, 12-5
4/1	LSU	L, 3-1
4/2	at Southeastern Louisiana	L, 9-8
4/3	at Louisiana-Lafayette	W, 14-2
4/5	Cincinnati *	W, 5-1
4/6	Cincinnati *	W, 6-4
4/7	Cincinnati *	W, 8-4
4/9	at New Orleans	W, 10-1
4/10	at New Orleans	W, 8-7
4/12	Louisville *	W, 13-1
4/13	Louisville *	W, 15-5
4/14	Louisville *	W, 8-2
4/16	New Orleans	W, 6-1
4/17	New Orleans	L, 5-4
4/19	at UAB *	W, 4-3
4/21	at UAB *	W, 8-4
4/22	at UAB *	W, 4-1
4/23	Southeastern Louisiana	W, 6-1
4/26	at South Florida *	W, 6-5
4/27	at South Florida *	W, 9-7
4/28	at South Florida *	L, 8-7
5/3	Southern Miss *	W, 10-1
5/4	Southern Miss *	L, 10-4
5/5	Southern Miss *	L, 7-4
5/1	Charlotte *	W, 6-2
5/1	Charlotte *	W, 6-4
5/2	Charlotte *	W, 3-2

C-USA Tournament - I (Hattiesburg, Miss.)

5/15	vs. St. Louis !	W, 14-5
5/16	at Southern Miss !	W, 9-5
5/18	at Southern Miss !	W, 10-8
5/19	vs. South Florida !	W, 2-0

NCAA South II Regional + (Baton Rouge, La.)

5/23	vs. UNLV +	W, 10-7
5/24	vs. New Orleans +	L, 13-5
5/25	vs. Georgia Tech +	L, 7-4

40-21 overall, **19-7 C-USA**

1997 head coach Rick Jones

C-USA Champions

2/15	Howard	W, 21-2
2/15	Howard	W, 8-1
2/16	Howard	W, 8-3

Winn Dixie Showdown - @ (Louisiana Superdome)

2/21	Duke @	W, 14-10
2/22	North Carolina @	W, 7-4
2/23	North Carolina State @	L, 6-2
2/26	Southeastern Louisiana	W, 9-2
2/27	Nicholls State	W, 14-3
2/28	Indiana	L, 9-7
3/1	Indiana	L, 7-3
3/2	Indiana	L, 3-0
3/4	at LSU	L, 8-5
3/5	New Orleans	L, 10-2
3/7	Rutgers	W, 15-5
3/8	Rutgers	W, 7-1
3/9	Rutgers	W, 7-1
3/11	Murray State	W, 6-5
3/12	Murray State	W, 11-1
3/15	at Charlotte *	L, 20-5
3/15	at Charlotte *	L, 5-3
3/16	at Charlotte *	W, 13-4
3/18	at Louisiana-Lafayette	W, 13-3
3/21	at Southern Miss *	W, 6-5
3/22	at Southern Miss *	W, 7-5
3/23	at Southern Miss *	L, 4-3
3/25	Northwestern	W, 19-5
3/26	Northwestern	W, 6-1
3/28	South Florida *	L, 7-4
3/30	South Florida *	W, 4-3
4/1	Louisiana-Lafayette	L, 5-2
4/2	Louisiana-Lafayette	W, 13-2
4/4	UAB *	W, 14-4
4/5	UAB *	W, 7-6 (11)
4/6	UAB *	W, 9-5
4/8	LSU	L, 12-2
4/11	at Louisville *	L, 7-6 (10)
4/12	at Louisville *	W, 13-6
4/13	at Louisville *	W, 18-15
4/15	New Orleans	L, 5-4
4/16	at Nicholls State	W, 10-6

4/18	Cincinnati *	W, 7-5
4/19	Cincinnati *	W, 12-0
4/20	Cincinnati *	W, 7-5
4/23	at New Orleans	W, 6-3
4/25	Houston *	W, 2-1
4/26	Houston *	L, 12-11 (10)
4/27	Houston *	W, 4-2
4/29	at Southeastern Louisiana	L, 4-1
4/30	at New Orleans	L, 16-3
4/30	at New Orleans	L, 12-11
5/3	at St. Louis *	W, 7-0
5/3	at St. Louis *	W, 7-5
5/4	at St. Louis *	W, 13-9
5/9	Memphis *	W, 7-1
5/10	Memphis *	W, 9-3
5/11	Memphis *	W, 8-6

C-USA Tournament - I (Turchin Stadium)

5/14	Cincinnati #	W, 10-0
5/15	Charlotte #	L, 8-6
5/16	Southern Miss #	W, 6-2
5/17	Charlotte #	W, 13-4
5/17	Charlotte #	L, 9-2

48-15 overall, **22-5 C-USA**

head coach **Rick Jones**

1998

C-USA Champions

C-USA Tournament Champions

NCAA South II Regional

2/13	George Washington	W, 9-0
2/14	George Washington	W, 17-3
2/15	George Washington	W, 16-1
2/17	at Louisiana-Lafayette	L, 3-2
2/20	at Long Beach State	L, 14-6
2/21	at Long Beach State	W, 2-1
2/22	at Long Beach State	W, 7-3

Winn Dixie Showdown - @ (Louisiana Superdome)


2/27	Arkansas @	L, 9-0
2/28	Southern Miss @	W, 5-1
3/1	Mississippi State @	L, 4-1
3/3	at LSU	L, 10-9
3/4	at Southeastern Louisiana	W, 6-4
3/8	New York Tech	W, 7-0
3/8	New York Tech	W, 12-1
3/10	Northern Illinois	W, 6-1
3/11	Northern Illinois	W, 14-1
3/13	at Houston *	W, 10-6
3/14	at Houston *	L, 6-3
3/15	at Houston *	L, 16-4
3/17	at Nicholls State	W, 20-7
3/20	Charlotte *	W, 2-1
3/21	Charlotte *	L, 5-2
3/22	Charlotte *	W, 28-5
3/24	New Orleans &	L, 12-11
3/25	at Southeastern Louisiana	W, 14-8
3/27	at South Florida *	W, 22-8
3/28	at South Florida *	W, 6-5
3/29	at South Florida *	W, 16-3
3/31	Louisiana-Lafayette	W, 6-6
4/1	New Orleans	W, 8-5
4/3	at Cincinnati *	W, 14-5
4/4	at Cincinnati *	W, 13-6
4/5	at Cincinnati *	W, 14-2
4/7	LSU &	W, 10-8
4/8	Centenary	W, 24-6
4/10	Louisville *	L, 6-4
4/11	Louisville *	W, 14-3
4/12	Louisville *	W, 14-8
4/14	New Orleans	L, 5-4
4/15	at New Orleans	W, 10-8
4/17	at Memphis *	W, 5-0
4/18	at Memphis *	L, 4-2
4/19	at Memphis *	W, 7-3
4/21	Nicholls State	W, 4-1
4/24	at UAB *	W, 9-5
4/25	at UAB *	W, 7-2
4/26	at UAB *	W, 10-4
4/29	Nicholls State	L, 10-5
4/29	Nicholls State	W, 6-2
4/30	Southeastern Louisiana	W, 9-7
5/1	St. Louis *	W, 13-4
5/2	St. Louis *	W, 8-5
5/3	St. Louis *	W, 12-7
5/8	Southern Miss *	W, 14-5
5/9	Southern Miss *	W, 21-8
5/10	Southern Miss *	W, 10-3

C-USA Tournament - I (Turchin Stadium)

5/13	St. Louis !	W, 7-3
5/14	Louisville !	W, 13-2
5/16	Louisville !	W, 6-3
5/17	Charlotte !	W, 5-3

NCAA South II Regional + (Baton Rouge, La.)

5/21	vs. Louisiana-Lafayette +	W, 11-5
------	---------------------------	---------



The 1998 senior class was the first set of seniors to win a Conference USA Regular Season and Tournament Championship in the same season, posting a 22-5 mark in conference play before going 4-0 in the tournament at Turchin Stadium to earn Conference USA's automatic bid into the NCAA Tournament.

5/22	vs. Cal State Fullerton +	L, 10-6
5/23	vs. Harvard +	L, 14-11

48-15 overall, **19-8 C-USA**

head coach **Rick Jones**

1999

C-USA Tournament Champions

NCAA Auburn Regional

2/12	San Diego State	L, 4-2
2/13	Nevada	L, 8-0
2/13	San Diego State	W, 4-2
2/14	Nevada	W, 5-3

Winn Dixie Showdown - @ (Louisiana Superdome)

2/19	Mississippi @	W, 8-6
2/20	Southern Miss @	L, 13-6
2/21	Louisiana-Lafayette @	W, 7-6
2/24	Nicholls State	W, 10-5
2/26	Manhattan	W, 13-1
2/27	Manhattan	W, 14-5
2/28	Manhattan	W, 10-3
3/2	Southeastern Louisiana	W, 16-4
3/3	at Louisiana-Lafayette	L, 6-1
3/5	Arizona	W, 9-5
3/6	Arizona	W, 11-4
3/7	Arizona	L, 9-3
3/9	at Nicholls State	W, 12-7
3/12	Elon	W, 12-9
3/13	Elon	W, 4-1
3/14	Elon	W, 4-1
3/16	New Orleans &	W, 14-4
3/19	at Charlotte *	L, 7-6
3/20	at Charlotte *	L, 16-3
3/21	at Charlotte *	W, 17-4
3/24	at LSU	W, 5-3
3/26	Cincinnati *	W, 4-2
3/27	Cincinnati *	W, 8-7
3/28	Cincinnati *	W, 20-2
4/2	UAB *	W, 6-2
4/3	UAB *	W, 9-3
4/4	UAB *	W, 10-1
4/7	at Southeastern Louisiana	L, 10-8
4/9	at Louisville *	W, 14-7
4/10	at Louisville *	W, 6-3
4/11	at Louisville *	W, 9-1
4/14	LSU &	W, 15-10
4/16	Houston *	W, 12-4
4/17	Houston *	W, 4-0
4/18	Houston *	L, 13-8
4/20	Southeastern Louisiana	W, 10-7
4/21	at New Orleans &	L, 8-4
4/23	Memphis *	W, 5-0
4/24	Memphis *	W, 5-3
4/25	Memphis *	W, 3-0
4/27	at New Orleans &	W, 7-4
4/28	Nicholls State	W, 8-7
4/30	at St. Louis *	W, 19-4
5/1	at St. Louis *	W, 16-11
5/2	at St. Louis *	L, 10-9
5/7	South Florida *	W, 17-4

5/8	South Florida *	L, 14-8
5/9	South Florida *	L, 4-2
5/11	Louisiana-Lafayette	W, 12-3
5/14	at Southern Miss *	L, 9-8
5/15	at Southern Miss *	L, 4-3
5/16	at Southern Miss *	W, 8-3

C-USA Tournament - I (Millington, Tenn.)

5/19	vs. Cincinnati !	W, 10-5
5/20	vs. Southern Miss !	W, 11-4
5/22	vs. Southern Miss !	W, 13-7
5/23	vs. Houston !	W, 12-9

NCAA Auburn Regional + (Auburn, Ala.)

5/28	vs. Winthrop +	L, 8-7
5/29	vs. North Carolina State +	W, 11-5
5/29	vs. Winthrop +	W, 15-9
5/30	at Auburn +	W, 7-5
5/30	at Auburn +	L, 13-9

38-22-1 overall, **20-6-1 C-USA**

2000

head coach **Rick Jones**

NCAA Starkville Regional

2/11	San Diego State	W, 4-2
2/12	San Diego State	W, 4-2
2/13	San Diego State	L, 8-5
2/15	McNeese State	W, 5-4

Winn Dixie Showdown - @ (Louisiana Superdome)

2/18	Auburn @	W, 11-8
2/19	Alabama @	W, 11-7
2/20	New Orleans @	L, 7-3
2/22	at Nicholls State	L, 9-8
2/25	at Arizona	L, 4-3
2/26	at Arizona	L, 19-7
2/27	at Arizona	L, 8-5
3/1	at LSU	L, 12-5
3/3	Rutgers	W, 9-8
3/4	Rutgers	W, 7-4
3/5	Rutgers	W, 3-0
3/8	at McNeese State	W, 9-8
3/10	Manhattan	W, 12-2
3/11	Manhattan	W, 17-2
3/12	Manhattan	W, 7-0
3/14	New Orleans	L, 5-4
3/17	Louisville *	L, 11-1
3/18	Louisville *	W, 15-0
3/19	Louisville *	T, 3-3
3/22	at Southeastern Louisiana	W, 4-2
3/24	at Houston *	W, 15-6
3/25	at Houston *	L, 10-1
3/26	at Houston *	W, 10-6
3/29	Louisiana-Lafayette	L, 12-1
3/31	at Cincinnati *	W, 10-9
4/1	at Cincinnati *	W, 15-6
4/2	at Cincinnati *	W, 12-5
4/4	Nicholls State	W, 4-1
4/5	at Louisiana-Lafayette	L, 3-2
4/7	St. Louis *	W, 3-2
4/8	St. Louis *	W, 3-2
4/9	St. Louis *	W, 13-9
4/11	New Orleans	W, 4-3
4/12	Southeastern Louisiana	L, 5-1
4/14	at UAB *	W, 14-3



ALL-TIME RESULTS

4/15	at UAB *	W, 10-2
4/16	at UAB *	L, 9-8
4/19	LSU	L, 21-6
4/21	Charlotte *	W, 8-3
4/22	Charlotte *	W, 9-3
4/23	Charlotte *	L, 10-7
4/25	Nicholls State	W, 7-6
4/26	New Orleans	W, 7-3
4/28	at Memphis *	W, 4-2
4/29	at Memphis *	W, 9-3
4/30	at Memphis *	W, 10-2
5/5	Southern Miss *	W, 3-2
5/6	Southern Miss *	W, 10-3
5/7	Southern Miss *	L, 7-4
5/12	at South Florida *	W, 9-7
5/13	at South Florida *	L, 19-10
5/14	at South Florida *	W, 9-7

C-USA Tournament - I (St. Petersburg, Fla.)

5/17	vs. UAB !	L, 11-4
5/18	vs. Southern Miss !	L, 10-9

NCAA Starkville Regional + (Starkville, Miss.)

5/26	vs. Notre Dame +	L, 8-4
5/27	vs. South Alabama +	W, 4-3
5/27	vs. Notre Dame +	L, 10-6

56-13 overall, **21-6 C-USA**

head coach **Rick Jones**

2001

C-USA Champions
C-USA Tournament Champions
NCAA New Orleans Regional
NCAA New Orleans Super Regional
NCAA College World Series

2/2	Sam Houston State	W, 3-2
2/3	Sam Houston State	W, 12-0
2/4	Sam Houston State	W, 11-1
2/6	Southeastern Louisiana	W, 16-15
2/9	Temple	W, 12-2
2/10	Temple	W, 18-1
2/11	Temple	W, 7-6
2/13	at Louisiana-Lafayette	W, 8-3
2/16	Pepperdine	L, 12-2
2/17	Pepperdine	W, 7-4
2/18	Pepperdine	L, 9-1
2/20	at Nicholls State	W, 14-6
2/23	at UCLA	L, 8-3
3/2	Georgia State	W, 12-11
3/3	Georgia State	W, 2-0
3/4	Georgia State	W, 11-10 (10)
3/7	at LSU	W, 13-3
3/9	Siena	W, 14-6
3/10	Siena	W, 8-6
3/11	Siena	W, 16-6
3/16	South Florida *	W, 12-1
3/17	South Florida *	L, 5-4
3/18	South Florida *	L, 9-3
3/20	New Orleans &	W, 3-2
3/23	Cincinnati *	W, 14-6
3/24	Cincinnati *	W, 9-6
3/25	Cincinnati *	W, 5-2
3/27	Louisiana-Lafayette	W, 9-8
3/30	at St. Louis *	L, 8-5
3/31	at St. Louis *	L, 10-6
4/1	at St. Louis *	W, 11-9
4/4	at Southeastern Louisiana	W, 7-6
4/6	at Charlotte *	W, 8-6
4/7	at Charlotte *	W, 12-4
4/8	at Charlotte *	W, 18-4
4/11	LSU &	W, 7-6
4/13	Houston *	L, 3-1
4/14	Houston *	W, 16-10
4/15	Houston *	W, 10-5
4/17	at New Orleans &	W, 15-9
4/20	at Southern Miss *	W, 6-4
4/21	at Southern Miss *	W, 17-9
4/22	at Southern Miss *	W, 22-3
4/25	New Orleans &	W, 12-1
4/27	UAB *	W, 11-6
4/28	UAB *	W, 5-4
4/29	UAB *	W, 4-3 (10)
5/4	Memphis *	W, 11-3
5/5	Memphis *	W, 8-7
5/6	Memphis *	W, 10-2
5/9	Nicholls State	W, 6-5
5/11	at Louisville *	W, 9-3
5/12	at Louisville *	L, 7-5
5/13	at Louisville *	W, 12-6

C-USA Tournament - I (Zephyr Field)

5/16	Charlotte !	L, 8-4
5/17	Cincinnati !	W, 9-7
5/18	Charlotte !	W, 6-2
5/19	Memphis !	W, 7-6 (13)
5/19	Memphis !	W, 7-2
5/20	South Florida !	W, 21-4

<u>NCAA New Orleans Regional + (Zephyr Field)</u>		
5/25	Southern +	W, 22-9
5/26	Oklahoma State +	W, 13-10
5/27	Oklahoma State +	W 9-8

3/27	Oklaoma State =	W, 9-8
NCAA New Orleans Super Regional = (Zephyr Field)		
6/1	LSU =	L, 4-3 (13)
6/2	LSU =	W, 9-4
6/3	LSU =	W, 7-1

<u>NCAA College World Series @ (Omaha, Neb.)</u>		
6/8	vs. Stanford @	L, 13-11
6/10	vs. Nebraska @	W, 6-5
6/12	vs. Cal State Fullerton @	L, 11-2

36-27 overall, **17-13 C-USA**

2002

head coach **Rick Jones**

NCAA Baton Rouge Regional

2/8	at Pepperdine	L, 9-7
2/9	at Pepperdine	L, 30-21
2/10	at Pepperdine	W, 12-8
2/15	Villanova	W, 11-1
2/16	Villanova	W, 9-2
2/17	Villanova	W, 5-4 (10)
2/19	at Nicholls State	W, 7-4
2/22	George Washington	L, 9-7
2/23	George Washington	W, 2-1
2/24	George Washington	W, 6-4
3/2	UCLA	L, 9-7
3/2	UCLA	W, 4-1
3/3	UCLA	L, 10-4
3/5	at LSU	W, 6-5
3/8	Rutgers	W, 4-2
3/9	Rutgers	W, 6-4
3/10	Rutgers	L, 5-3
3/13	at Southeastern Louisiana	W, 6-1
3/15	Charlotte *	L, 5-3
3/16	Charlotte *	L, 18-10
3/17	Charlotte *	W, 16-6
3/19	at New Orleans &	L, 5-0
3/22	at Houston *	L, 8-0
3/23	at Houston *	L, 11-1
3/24	at Houston *	L, 11-3
3/26	at Louisiana-Lafayette	L, 12-2
3/27	Louisiana-Lafayette	L, 5-4 (10)
3/29	St. Louis *	W, 16-2
3/30	St. Louis *	W, 7-6
3/31	St. Louis *	L, 6-2
4/2	Nicholls State	W, 12-3
4/5	at Memphis *	W, 7-0
4/6	at Memphis *	W, 11-2
4/7	at Memphis *	L, 13-7
4/10	LSU %	L, 9-5
4/12	at UAB *	W, 15-7
4/13	at UAB *	W, 16-1
4/14	at UAB *	L, 8-7
4/17	New Orleans &	W, 6-5
4/20	TCU *	W, 8-5
4/21	TCU *	W, 11-5
4/22	TCU *	W, 4-3
4/23	at New Orleans &	W, 7-0
4/26	at Cincinnati *	L, 6-3
4/27	at Cincinnati *	W, 11-5
4/28	at Cincinnati *	L, 11-1 (8)
4/30	Southeastern Louisiana	W, 15-5
5/3	Louisville *	W, 14-6
5/4	Louisville *	L, 8-7
5/5	Louisville *	L, 12-4
5/10	at South Florida *	W, 15-5
5/11	at South Florida *	L, 10-3
5/12	at South Florida *	W, 9-8
5/16	Southern Miss *	W, 7-0
5/17	Southern Miss *	W, 8-2
5/18	Southern Miss *	W, 7-4

C-USA Tournament - I (Kinston, N.C.)

5/21	vs. Southern Miss !	L, 7-3
5/22	vs. St. Louis !	W, 6-5
5/24	vs. Southern Miss !	W, 12-5
5/25	vs. Houston !	L, 7-2

NCAA Baton Rouge Regional + (Baton Rouge, La.)		
5/31	Louisiana-Lafayette +	L, 6-3
6/1	Southern +	W, 10-2
6/1	LSU +	L, 4-2

44-19 overall, **20-10 C-USA**

2003

head coach **Rick Jones**

NCAA Baton Rouge Regional

2/7	St. Joseph's	W, 3-2
2/8	St. Joseph's	W, 27-3
2/9	St. Joseph's	W, 11-1 (7)
2/14	George Mason	W, 13-4
2/15	George Mason	L, 6-3
2/16	George Mason	W, 13-1 (7)



In 2001, Tulane made their first trip to Omaha and won a nation's best 56 games en route to the Conference USA regular season and tournament championship. The Green Wave also hosted their first ever NCAA Regional and Super Regional at Zephyr Field.

2/22	Pepperdine	W, 6-3
2/23	Pepperdine	W, 7-3
2/24	Pepperdine	W, 11-4
2/25	Southeastern Louisiana	W, 7-1

KIA Baseball Bash - @ (Fullerton, Calif.)

2/28	Cal State Fullerton @	L, 2-1
3/1	UCLA @	L, 12-2
3/2	Texas @	L, 6-1
3/5	Louisiana-Lafayette	W, 11-4
3/7	Manhattan	W, 5-4
3/8	Manhattan	W, 15-1
3/9	Manhattan	W, 13-0
3/11	LSU &	W, 4-3 (11)
3/14	at TCU *	L, 5-4
3/15	at TCU *	L, 4-3
3/16	at TCU *	W, 6-5 (10)
3/19	vs. Southeastern Louisiana (5)	W, 8-4
3/21	Memphis *	W, 9-3
3/22	Memphis *	W, 12-3
3/23	Memphis *	W, 4-0
3/26	at Louisiana-Lafayette	L, 9-8
3/28	at Southern Miss *	L, 8-6
3/29	at Southern Miss *	L, 5-4
3/30	at Southern Miss *	W, 5-4
4/1	New Orleans	W, 7-1
4/4	at Charlotte (6) *	L, 8-6
4/5	at Charlotte (6) *	W, 8-4 (7)
4/5	at Charlotte (6) *	L, 4-1 (7)
4/9	at New Orleans	W, 15-5
5/11	Houston *	W, 2-1
5/12	Houston *	W, 4-2
5/13	Houston *	W, 5-1
4/15	at LSU	L, 8-0
4/18	UAB *	W, 11-8
4/19	UAB *	W, 6-5
4/20	UAB *	W, 6-4
4/22	Nicholls State	W, 4-3
4/26	at St. Louis *	L, 12-8
4/26	at St. Louis *	W, 13-4
4/27	at St. Louis *	W, 9-4
4/29	LSU %	W, 9-5
5/2	at Cincinnati *	W, 5-4
5/3	at Cincinnati *	W, 7-6
5/4	at Cincinnati *	W, 10-2
5/10	at Louisville *	W, 16-12
5/10	at Louisville *	L, 7-6
5/11	at Louisville *	L, 7-5
5/13	New Orleans &	W, 5-4
5/15	East Carolina *	L, 8-7 (14)
5/16	East Carolina *	W, 5-4
5/17	East Carolina *	W, 14-4

C-USA Tournament - I (Turchin Stadium)

5/21	South Florida !	W, 4-3
5/22	Louisville !	W, 3-1
5/24	Louisville !	W, 5-3
5/25	Southern Miss !	L, 7-5

(5) - Game Played at Alex Box Stadium
(6) - Game Played at Kannapolis, N.C.

(5) - Game Played at Alex Box Stadium
 (6) - Game Played at Kannapolis, N.C.

41-21 overall, **21-9 C-USA**

2004

head coach **Rick Jones**

NCAA Oxford Regional

NCAA Fullerton Super Regional

2/15	Texas-Arlington	W, 10-3
2/15	Texas-Arlington	W, 6-1
2/17	at New Orleans	L, 4-1
2/20	UMBC	W, 8-1
2/21	UMBC	W, 10-2
2/22	UMBC	W, 14-5
2/27	Utah	W, 3-0
2/28	Utah	W, 7-0
2/29	Utah	W, 9-0
3/2	LSU &	L, 6-9
3/5	Pepperdine	L, 12-11
3/6	Pepperdine	W, 10-9
3/7	Pepperdine	W, 4-2
3/9	New Orleans	W, 5-0
3/12	at Arizona State	W, 5-3
3/13	at Arizona State	L, 11-3
3/14	at Arizona State	L, 5-1
3/16	USC	L, 11-10 (12)
3/17	USC	W, 12-9
3/19	at East Carolina *	L, 6-3
3/20	at East Carolina *	W, 14-10 (11)
3/21	at East Carolina *	W, 9-0
3/24	at Nicholls State	W, 5-3
3/26	Charlotte *	W, 6-5
3/27	Charlotte *	W, 9-5
3/28	Charlotte *	W, 13-8
3/31	Nicholls State	W, 4-0
4/2	at Cincinnati *	W, 10-5
4/3	at Cincinnati *	W, 10-1
4/4	at Cincinnati *	L, 12-4
4/6	at LSU	W, 1-0
4/9	Louisville *	L, 5-2
4/10	Louisville *	W, 13-1
4/11	Louisville *	W, 10-3
4/13	vs. New Orleans &	L, 6-4
4/16	at UAB *	W, 17-13
4/17	at UAB *	L, 11-3
4/18	at UAB *	L, 6-5
4/21	vs. Louisiana-Lafayette &	W, 7-6
4/23	Southern Miss *	W, 17-1
4/24	Southern Miss *	W, 17-5
4/25	Southern Miss *	W, 9-7
4/27	LSU %	L, 9-5
4/30	at Memphis *	W, 5-2
5/2	at Memphis *	L, 4-0 (7)
5/2	at Memphis *	W, 6-4 (8)
5/7	South Florida *	L, 9-4
5/8	South Florida *	W, 9-5
5/9	South Florida *	W, 10-2
5/14	St. Louis *	W, 10-3
5/15	St. Louis *	W, 12-3
5/16	St. Louis *	W, 13-9
5/20	at Houston *	L, 3-2
5/21	at Houston *	L, 3-2
5/22	at Houston *	W, 5-4

C-USA Tournament - I (Houston, Texas)

5/26	vs. UAB !	L, 10-4
5/27	vs. Southern Miss !	L, 16-4

NCAA Oxford Regional + (Oxford, Miss.)

6/4	vs. Washington +	W, 3-2
5/5	vs. Western Kentucky +	W, 7-0
5/6	vs. Washington +	W, 12-3

NCAA Fullerton Super Regional = (Fullerton, Calif.)

5/12	at Cal State Fullerton =	L, 9-0
------	--------------------------	--------



ALL-TIME RESULTS

5/13 at Cal State Fullerton = L, 10-7

56-12 overall, **24-6 C-USA**

head coach **Rick Jones**

2005

C-USA Champions
C-USA Tournament Champions
NCAA New Orleans Regional
NCAA New Orleans Super Regional
NCAA College World Series

2/11	Southeast Missouri State	W, 9-0
2/12	Southeast Missouri State	W, 6-3
2/13	Southeast Missouri State	W, 9-3
2/15	McNeese State	W, 3-0
2/18	Arizona State	W, 8-2
2/19	Arizona State &	W, 7-2
2/20	Arizona State	W, 9-3
2/25	at Pepperdine	W, 3-0
2/26	at Pepperdine	L, 5-2
2/27	at Pepperdine	W, 7-6
3/1	New Orleans	W, 15-9
3/4	Marist	W, 8-4 (10)
3/5	Marist	W, 24-2
3/6	Marist	W, 11-5
3/8	at LSU	W, 6-2
3/11	Cal State Fullerton	L, 15-1
3/12	Cal State Fullerton	L, 8-9
3/13	Cal State Fullerton	W, 13-9
3/15	Texas Southern	W, 8-4
3/18	East Carolina *	W, 6-5
3/19	East Carolina *	W, 13-6
3/20	East Carolina *	W, 8-6 (8)
3/22	Northwestern State	W, 4-1
3/25	at Louisville *	L, 6-2
3/26	at Louisville *	L, 6-4
3/26	at Louisville *	W, 7-1
3/29	at Nicholls State	W, 3-1
4/1	UAB *	W, 11-3
4/2	UAB *	W, 4-3
4/3	UAB *	W, 13-5
4/5	at New Orleans	W, 6-0
4/8	at Charlotte *	W, 13-0
4/9	at Charlotte *	W, 6-5
4/10	at Charlotte *	W, 8-2
4/12	Nicholls State	W, 11-1
4/15	Houston *	L, 6-4
4/16	Houston *	W, 5-4
4/17	Houston *	W, 7-2
4/19	LSU &	W, 11-8
4/23	at Southern Miss *	W, 18-4
4/23	at Southern Miss *	W, 11-2
4/24	at Southern Miss *	L, 10-0 (7)
4/26	Nicholls State	W, 3-0
4/29	at South Florida *	W, 8-7 (12)
4/30	at South Florida *	W, 5-4 (10)
4/30	at South Florida *	L, 8-4
5/3	New Orleans &	W, 7-6
5/6	Memphis *	W, 13-2
5/7	Memphis *	W, 11-10
5/8	Memphis *	W, 12-9
5/13	at St. Louis *	W, 16-7
5/14	at St. Louis *	W, 6-0
5/15	at St. Louis *	W, 15-4
5/20	TCU *	W, 5-2
5/20	TCU *	L, 6-0
5/21	TCU *	W, 5-1

C-USA Tournament - I (Hattiesburg, Miss.)

5/25	vs. UAB !	W, 8-6
5/26	vs. East Carolina !	W, 16-3
5/28	vs. Houston !	W, 10-1

NCAA New Orleans Regional + (Turchin Stadium)

6/3	Southern +	W, 17-7
6/4	Alabama +	W, 10-4
6/4	Alabama +	W, 7-4

NCAA New Orleans Super Regional = (Turchin Stadium)

6/11	Rice =	L, 9-5
6/12	Rice =	W, 7-0
6/13	Rice =	W, 9-6
6/18	vs. Oregon State @	W, 3-1
6/20	vs. Texas @	L, 5-0
6/21	vs. Baylor @	L, 8-7

NCAA College World Series @ (Omaha, Neb.)

2/10	vs. TCU §	L, 5-3 (10)
2/11	vs. Texas Tech §	W, 6-4
2/12	vs. Texas §	W, 4-2
2/14	McNeese State	W, 5-3
2/17	Penn State	W, 9-4
2/18	Penn State	W, 12-0
2/19	Penn State	W, 9-3
2/21	at New Orleans	W, 10-2
2/24	Pepperdine	L, 6-2
2/25	Pepperdine	W, 9-4
2/26	Pepperdine	L, 9-5
3/3	Manhattan	L, 1-0
3/4	Manhattan	W, 5-3
3/5	Manhattan	W, 5-3
3/7	at LSU	L, 4-3
3/10	Oral Roberts	W, 7-5
3/11	Oral Roberts	L, 13-6
3/12	Oral Roberts	W, 9-3
3/14	Nicholls State	L, 7-4
3/17	South Alabama	W, 6-3
3/18	South Alabama	L, 8-4
3/19	at South Alabama	W, 7-2
3/21	New Orleans	W, 4-3
3/24	at Memphis *	L, 11-4
3/25	at Memphis *	W, 7-1
3/26	at Memphis *	W, 10-2
3/28	Jackson State	W, 14-4
3/31	Rice *	L, 3-1
4/1	Rice *	L, 3-2
4/2	Rice *	L, 9-2
4/4	at New Orleans	W, 19-5
4/7	at Houston *	L, 8-4
4/8	at Houston *	W, 8-4
4/9	at Houston *	L, 6-2
4/11	Nicholls State	W, 7-4
4/14	UCF *	W, 5-1
4/15	UCF *	L, 9-2
4/16	UCF *	W, 7-6
4/18	LSU	W, 12-5
4/21	Stephen F. Austin	W, 9-1
4/22	Stephen F. Austin	W, 7-1
4/23	Stephen F. Austin	W, 7-3
4/25	Northwestern State	W, 8-3
4/28	at East Carolina *	W, 9-5
4/29	at East Carolina *	L, 13-3
4/30	at East Carolina *	W, 6-4
5/2	McNeese State	W, 11-8
5/5	Marshall *	W, 3-0
5/6	Marshall *	W, 9-8
5/7	Marshall *	W, 2-1 (10)
5/12	Southern Miss *	W, 2-1
5/13	Southern Miss *	W, 10-9
5/14	Southern Miss *	W, 5-4
5/18	at UAB *	W, 8-6 (11)
5/19	at UAB *	W, 17-8
5/20	at UAB *	L, 20-11

2006

head coach **Rick Jones**

NCAA Oxford Regional

Houston College Classic- § (Houston, Texas)

2/10	vs. TCU §	L, 5-3 (10)
2/11	vs. Texas Tech §	W, 6-4
2/12	vs. Texas §	W, 4-2
2/14	McNeese State	W, 5-3
2/17	Penn State	W, 9-4
2/18	Penn State	W, 12-0
2/19	Penn State	W, 9-3
2/21	at New Orleans	W, 10-2
2/24	Pepperdine	L, 6-2
2/25	Pepperdine	W, 9-4
2/26	Pepperdine	L, 9-5
3/3	Manhattan	L, 1-0
3/4	Manhattan	W, 5-3
3/5	Manhattan	W, 5-3
3/7	at LSU	L, 4-3
3/10	Oral Roberts	W, 7-5
3/11	Oral Roberts	L, 13-6
3/12	Oral Roberts	W, 9-3
3/14	Nicholls State	L, 7-4
3/17	South Alabama	W, 6-3
3/18	South Alabama	L, 8-4
3/19	at South Alabama	W, 7-2
3/21	New Orleans	W, 4-3
3/24	at Memphis *	L, 11-4
3/25	at Memphis *	W, 7-1
3/26	at Memphis *	W, 10-2
3/28	Jackson State	W, 14-4
3/31	Rice *	L, 3-1
4/1	Rice *	L, 3-2
4/2	Rice *	L, 9-2
4/4	at New Orleans	W, 19-5
4/7	at Houston *	L, 8-4
4/8	at Houston *	W, 8-4
4/9	at Houston *	L, 6-2
4/11	Nicholls State	W, 7-4
4/14	UCF *	W, 5-1
4/15	UCF *	L, 9-2
4/16	UCF *	W, 7-6
4/18	LSU	W, 12-5
4/21	Stephen F. Austin	W, 9-1
4/22	Stephen F. Austin	W, 7-1
4/23	Stephen F. Austin	W, 7-3
4/25	Northwestern State	W, 8-3
4/28	at East Carolina *	W, 9-5
4/29	at East Carolina *	L, 13-3
4/30	at East Carolina *	W, 6-4
5/2	McNeese State	W, 11-8
5/5	Marshall *	W, 3-0
5/6	Marshall *	W, 9-8
5/7	Marshall *	W, 2-1 (10)
5/12	Southern Miss *	W, 2-1
5/13	Southern Miss *	W, 10-9
5/14	Southern Miss *	W, 5-4
5/18	at UAB *	W, 8-6 (11)
5/19	at UAB *	W, 17-8
5/20	at UAB *	L, 20-11

C-USA Tournament - I (Houston, Texas)

5/24	vs. East Carolina !	L, 4-2
5/25	vs. Marshall !	W, 12-1 (8)
5/26	vs. East Carolina !	W, 2-1 (10)
5/27	vs. Houston !	L, 6-0

NCAA Oxford Regional + (Oxford, Miss.)

6/3	vs. South Alabama +	L, 7-1
6/4	vs. Bethune-Cookman +	W, 12-7
6/5	vs. South Alabama +	W, 18-11
6/5	at Mississippi +	L, 12-4

All 2006 Home Games Played at Zephyr Field

2007

34-26 overall, **9-15 C-USA**

head coach **Rick Jones**

2/9	Southeastern Louisiana	W, 19-4
2/10	at Southeastern Louisiana	L, 3-5
2/11	Southeastern Louisiana	L, 0-4
2/16	North Florida	W, 5-1
2/17	North Florida	W, 20-5
2/18	North Florida	W, 5-1
2/23	at USC	L, 5-8
2/24	at USC	L, 3-4
2/25	at USC	W, 5-3
2/27	at LSU	W, 8-3
3/2	Wright State	W, 5-4 (13)
3/3	Wright State	W, 9-8
3/4	Wright State	W, 4-1

3/6	McNeese State	W, 8-3
3/7	UNC-Asheville	W, 6-5
3/9	Loyola Marymount	W, 4-1
3/10	Loyola Marymount	L, 3-7
3/11	Loyola Marymount	L, 2-3
3/13	New Orleans	W, 2-0
3/16	Siena	W, 6-0
3/17	Siena	W, 2-0
3/18	Siena	W, 19-0
3/20	at New Orleans	L, 2-14
3/23	at Marshall *	W, 7-8 (11)
3/24	at Marshall *	W, 4-1
3/25	at Marshall *	W, 9-0
3/27	Nicholls State	W, 5-0
3/30	East Carolina *	W, 2-1
3/31	East Carolina *	W, 8-2
4/1	East Carolina *	L, 7-11
4/3	LSU	W, 16-9
4/6	Memphis *	L, 5-14
4/6	Memphis *	L, 3-5
4/7	Memphis *	W, 9-5
4/11	Louisiana-Lafayette	W, 5-4
4/13	at Southern Miss *	W, 7-5
4/14	at Southern Miss *	L, 2-5 (7)
4/14	at Southern Miss *	W, 7-1 (7)
4/17	Northwestern State	W, 4-3
4/20	Houston *	L, 0-7
4/21	Houston *	L, 1-2
4/22	Houston *	L, 4-6
4/25	at Nicholls State	W, 11-5
4/27	at UCF *	L, 6-7
4/28	at UCF *	L, 3-4
4/29	at UCF *	L, 4-8
5/1	New Orleans	L, 4-7
5/4	UAB *	L, 8-11 (11)
5/6	UAB *	L, 2-4 (7)
5/6	UAB *	W, 2-1 (7)
5/11	at Rice *	L, 0-8
5/12	at Rice *	L, 3-8
5/13	at Rice *	L, 4-7
5/17	Chicago State	L, 1-2
5/18	Chicago State	W, 4-2
5/19	Chicago State	W, 7-0

C-USA Tournament - I (Greenville, N.C.)

5/23	at East Carolina !	L, 2-4
5/24	vs. UAB !	W, 13-5
5/25	vs. Southern Miss !	W, 6-2
5/26	at East Carolina !	L, 4-9

All 2007 Home Games Played at Zephyr Field

2008

head coach **Rick Jones**

NCAA Tallahassee Regional

2/22	UIC	W, 6-0
2/23	UIC	W, 4-3
2/24	UIC	W, 9-2
2/26	Southeastern Louisiana	W, 4-3 (12)
2/27	Louisiana-Lafayette	W, 10-1
2/29	vs. Pepperdine §	L, 2-4
3/1	at Minnesota §	L, 5-7
3/2	vs. TCU §	W, 5-3
3/4	New Orleans	L, 2-4
3/5	Southern	W, 14-6
3/7	U.C. Irvine	W, 2-0
3/8	U.C. Irvine	L, 3-7
3/9	U.C. Irvine	L, 1-5

Dairy Queen Classic- § (Minneapolis, Minn.)

2/29	vs. Pepperdine §	L, 2-4
3/1	at Minnesota §	L, 5-7
3/2	vs. TCU §	W, 5-3
3/4	New Orleans	L, 2-4
3/5	Southern	W, 14-6
3/7	U.C. Irvine	W, 2-0
3/8	U.C. Irvine	L, 3-7
3/9	U.C. Irvine	L, 1-5

3/11	Northwestern State	W, 4-3 (11)
3/12	Northwestern State	W, 18-11
3/14	Oakland	W, 3-0
3/15	Oakland	W, 19-0
3/16	Oakland	W, 16-0
3/19	at LSU	L, 5-7
3/21	Sacred Heart	W, 8-0
3/22	Sacred Heart	W, 5-2
3/23	Sacred Heart	W, 12-0
3/25	at Southeastern Louisiana	L, 11-12
3/28	at UAB *	W, 8-7
3/29	at UAB *	L, 7-8
3/30	at UAB *	W, 12-10
4/1	McNeese State	W, 10-3
4/2	at Nicholls State	W, 11-2
4/3	Marshall *	W, 6-5
4/5	Marshall *	L, 4-7
4/6	Marshall *	T, 5-5 (10)
4/8	Nicholls State	W, 8-1
4/9	at New Orleans	W, 8-4
4/11	Houston *	L, 3-4
4/12	Houston *	W, 7-5
4/13	Houston *	L, 7-11
4/15	Southeastern Louisiana	W, 4-1
4/18	Southern Miss *	W, 4-3
4/19	Southern Miss *	W, 4-2
4/20	Southern Miss *	L, 8-10
4/22	LSU	L, 4-8
4/25	at Memphis *	W, 17-4
4/26	at Memphis *	W, 15-3
4/29	Nicholls State	W, 10-3
5/2	UCF *	W, 5-2
5/3	UCF *	W, 6-1
5/4	UCF *	L, 1-12 (7)
5/6	New Orleans	L, 8-9
5/7	at Southern	W, 10-3
5/9	at East Carolina *	W, 5-4
5/10	at East Carolina *	W, 10-8
5/10	at East Carolina *	W, 10-8
5/15	Rice *	L, 0-6
5/16	Rice *	L, 4-8
5/16	Rice *	L, 2-6

C-USA Tournament - I (Turchin Stadium)

5/21	Marshall !	L, 5-10
5/23	UCF !	W, 5-2
5/24	Marshall !	L, 7-8

NCAA Tallahassee Regional + (Tallahassee, Fla.)

5/30	vs. Florida +	W, 7-4
5/31	vs. Bucknell +	W, 4-1
6/1	at Florida State +	L, 8-17
6/2	at Florida State +	L, 7-16

ALL-TIME RESULTS

3/10	McNeese State	W, 15-7
3/13	at U.C. Irvine	L, 5-7
3/14	at U.C. Irvine	W, 6-3
3/15	at U.C. Irvine	L, 4-5
3/17	Southeastern Louisiana	L, 3-5
3/18	at Southeastern Louisiana	L, 9-11
3/20	Northern Colorado	W, 4-0
3/21	Northern Colorado	W, 9-3
3/22	Northern Colorado	W, 20-6
3/24	Nicholls State	W, 15-2
3/27	Houston *	W, 6-2
3/28	Houston *	L, 1-4
3/29	Houston *	L, 3-4
4/1	LSU	W, 8-7
4/3	at Rice *	L, 3-11
4/4	at Rice *	L, 7-12
4/5	at Rice *	L, 4-7
4/7	Louisiana-Lafayette	L, 3-6
4/10	at UCF *	L, 2-4
4/11	at UCF *	W, 20-5 (8)
4/12	at UCF *	W, 5-4
4/14	Southeastern Louisiana	W, 6-3
4/17	East Carolina *	W, 7-4
4/18	East Carolina *	L, 5-12
4/19	East Carolina *	W, 4-3
4/21	at New Orleans	W, 8-3
4/22	New Orleans	W, 14-0
4/24	Memphis *	W, 12-4
4/25	Memphis *	L, 6-8 (10)
4/26	Memphis *	W, 12-11 (12)
4/29	at LSU	L, 2-13 (7)
5/1	at Southern Miss *	W, 7-2
5/2	at Southern Miss *	L, 7-9
5/3	at Southern Miss *	W, 8-4 (5)
5/6	at New Orleans	L, 2-11
5/8	UAB *	L, 7-8
5/9	UAB *	W, 9-8
5/10	UAB *	W, 3-1
5/14	at Marshall *	L, 2-9
5/15	at Marshall *	W, 11-2
5/16	at Marshall *	W, 5-3 (7)
C-USA Tournament - I (Hattiesburg, Miss.)		
5/20	at Southern Miss !	L, 2-15 (8)
5/21	vs. UCF !	W, 7-3
5/22	vs. East Carolina !	W, 3-0
5/22	at Southern Miss !	L, 1-3

2010 32-24 overall, 10-14 C-USA head coach Rick Jones

2/19	Boston College	L, 5-8
2/20	Boston College	L, 0-12
2/21	Boston College	W, 14-6
2/24	New Orleans	W, 7-1
2/26	Lipscomb	W, 7-4
2/27	Lipscomb	W, 10-1
2/28	Lipscomb	W, 4-3
3/3	at South Alabama	L, 2-7
3/5	Mississippi	L, 4-6
3/6	Mississippi	L, 1-5
3/7	Mississippi	W, 12-4
3/9	at New Orleans	L, 15-16
3/12	Towson	W, 4-2 (10)
3/13	Towson	W, 10-5
3/13	Towson	W, 9-3
3/14	Towson	W, 10-7
3/16	Kansas	W, 1-0
3/17	Kansas	W, 5-3
3/19	St. Mary's	W, 4-1
3/20	St. Mary's	W, 9-6
3/21	St. Mary's	W, 8-2
3/23	New Orleans	L, 1-4
3/26	Marshall *	W, 4-3
3/27	Marshall *	L, 3-7
3/28	Marshall *	W, 6-2
3/30	at Southeastern Louisiana	L, 2-3
4/2	at East Carolina *	W, 10-5
4/3	at East Carolina *	L, 6-15
4/3	at East Carolina *	W, 7-5
4/6	Nicholls State	W, 8-3
4/9	Rice *	W, 6-5
4/10	Rice *	L, 8-11
4/11	Rice *	L, 1-19 (7)
4/14	at LSU	L, 4-10
4/16	UNLV	L, 3-4
4/17	UNLV	W, 7-1
4/18	UNLV	W, 10-2
4/20	Southeastern Louisiana	W, 6-0
4/23	at Memphis *	W, 13-5
4/25	at Memphis *	L, 7-12
4/25	at Memphis *	L, 8-12
4/27	Louisiana-Lafayette	W, 2-1

4/30	Southern Miss *	L, 2-16
5/1	Southern Miss *	L, 2-4
5/2	Southern Miss *	L, 9-13
5/4	Louisiana-Monroe	W, 8-5
5/7	at Houston *	L, 7-9
5/8	at Houston *	W, 15-2
5/9	at Houston *	W, 8-6
5/14	at UAB *	L, 4-8
5/15	at UAB *	W, 11-8
5/16	at UAB *	L, 6-10
5/18	LSU	W, 9-1
5/20	UCF *	L, 6-12
5/21	UCF *	W, 14-10
5/22	UCF *	L, 6-17

2011 31-26 overall, 10-14 C-USA head coach Rick Jones

2/18	Sam Houston State	L, 2-3
2/19	Sam Houston State	W, 3-2
2/20	Sam Houston State	W, 3-2
2/22	at Southeastern Louisiana	L, 1-13
2/25	George Washington	W, 5-4
2/26	George Washington	W, 12-1
2/27	George Washington	W, 4-3
3/1	Northwestern State	W, 3-2
3/2	Northwestern State	W, 5-2
3/4	at Mississippi	L, 1-5
3/5	at Mississippi	W, 4-1
3/6	at Mississippi	W, 3-1
3/11	Wichita State	W, 6-5
3/12	Wichita State	L, 0-1
3/13	Wichita State	W, 3-2
3/15	Southeastern Louisiana	W, 7-3
3/16	Alcorn State	W, 12-0
3/18	New Orleans	W, 9-2
3/19	New Orleans	W, 7-4
3/20	New Orleans	W, 7-6
3/22	Nicholls State	W, 5-1
3/25	at Southern Miss *	L, 4-16
3/26	at Southern Miss *	W, 16-15
3/27	at Southern Miss *	L, 0-12
3/30	FIU	L, 1-6
4/1	Houston *	L, 0-2
4/2	Houston *	L, 2-5
4/3	Houston *	L, 0-9
4/5	LSU	L, 5-7
4/8	at UCF *	W, 10-8
4/9	at UCF *	W, 6-5
4/10	at UCF *	L, 7-8
4/13	South Alabama	L, 6-8
4/15	at Rice *	L, 1-3
4/16	at Rice *	W, 7-4
4/17	at Rice *	L, 1-11
4/19	Southeastern Louisiana	W, 13-8
4/21	Utah	L, 1-7
4/22	Utah	W, 7-6
4/23	Utah	L, 1-8
4/27	Jackson State	W, 9-1
4/29	UAB *	W, 6-3
4/30	UAB *	W, 2-1
5/1	UAB *	L, 1-7
5/3	at LSU	L, 2-6
5/6	Memphis *	W, 3-2
5/7	Memphis *	L, 6-7
5/8	Memphis *	W, 10-3
5/13	at Marshall *	W, 5-4
5/13	at Marshall *	L, 6-7
5/15	at Marshall *	W, 15-12
5/19	East Carolina *	L, 1-5
5/20	East Carolina *	L, 2-6
5/21	East Carolina *	L, 6-7
C-USA Tournament - I (Jackson, Miss.)		
5/25	vs. Southern Miss !	L, 1-6
5/26	vs. East Carolina !	L, 2-4
5/27	vs. Houston !	W, 7-1

2012 37-20 overall, 14-10 C-USA head coach Rick Jones

2/17	Siena	W, 5-4
2/18	Siena	W, 8-1 (5)
2/19	Siena	W, 8-2 (7)
2/19	Siena	W, 5-3 (7)
2/21	at Louisiana-Monroe	L, 3-9
2/24	Indiana	W, 3-2
2/25	Indiana	W, 9-8 (12)
2/26	Indiana	W, 6-2
2/28	Southeastern Louisiana	W, 12-1
3/02	Alabama	W, 9-7
3/03	Alabama	L, 2-6

3/04	Alabama	W, 7-2
3/06	LSU	L, 0-5
3/09	at Wichita State	L, 2-3
3/10	at Wichita State	W, 7-2
3/11	at Wichita State	L, 0-3
3/13	Louisiana-Monroe	L, 3-5
3/16	Brown	W, 8-7
3/17	Brown	W, 20-2
3/18	Brown	W, 14-6
3/23	UMBC	W, 8-1
3/24	UMBC	L, 2-3
3/25	UMBC	W, 13-2
3/27	at Southeastern Louisiana	W, 7-2
3/30	at Memphis *	L, 0-10
3/31	at Memphis *	W, 13-7
4/01	at Memphis *	W, 7-3
4/04	Alcorn State	W, 10-3
4/05	Rice *	L, 4-5
4/06	Rice *	W, 7-2
4/07	Rice *	L, 0-5
4/10	Nicholls State	W, 5-2
4/11	Alcorn State	W, 14-1
4/13	at UAB *	W, 13-6
4/14	at UAB *	L, 3-4
4/15	at UAB *	W, 9-3
4/17	Southeastern Louisiana	W, 7-3
4/20	UCF *	L, 0-1
4/21	UCF *	L, 7-8 (12)
4/22	UCF *	L, 6-8
4/24	Northwestern State	W, 10-3
4/27	at East Carolina *	W, 4-1
4/28	at East Carolina *	W, 4-2
4/29	at East Carolina *	L, 3-6
5/01	at LSU	L, 5-9
5/04	Southern Miss *	W, 9-5
5/05	Southern Miss *	W, 3-2
5/06	Southern Miss *	W, 4-3
5/08	Louisiana-Lafayette	W, 7-3
5/11	at Houston *	L, 4-5 (12)
5/12	at Houston *	W, 5-2
5/13	at Houston *	W, 11-2
5/17	Marshall *	W, 11-1
5/18	Marshall *	W, 6-5 (31)
5/19	Marshall *	L, 0-10 (7)

C-USA Tournament - I (Pearl, Miss.)		
5/23	vs. East Carolina	W, 4-3
5/25	vs. UAB	L, 3-6
5/26	vs. UCF	L, 2-6

2013 30-28 overall, 11-13 C-USA head coach Rick Jones

Texas State Tournament - # (San Marcos, Texas)		
2/15	vs. Sam Houston State #	W, 2-0
2/16	at Texas State #	L, 0-2
2/17	vs. Missouri State #	W, 6-4
2/19	Southeastern Louisiana	W, 5-3
2/22	Notre Dame	L, 1-2
2/23	Notre Dame	L, 1-3
2/24	Notre Dame	L, 3-8
2/26	at Nicholls State	L, 5-6
2/27	New Orleans	W, 5-3
3/1	at Alabama	W, 4-0
3/2	at Alabama	W, 6-2
3/3	at Alabama	L, 6-12
3/5	Northwestern State	W, 3-0
3/6	Northwestern State	L, 1-5
3/8	High Point	W, 3-2
3/9	High Point	L, 2-4
3/10	High Point	W, 11-10 (12)
3/12	at Southeastern Louisiana	L, 4-7
3/13	Southeastern Louisiana	W, 3-2 (10)
3/15	UTSA	L, 2-3
3/16	UTSA	W, 2-1
3/17	UTSA	W, 8-3
3/19	New Orleans	L, 4-5
3/22	Memphis *	W, 6-4
3/23	Memphis *	L, 0-16
3/24	Memphis *	W, 3-2
3/26	LSU	L, 1-14
3/28	at Rice *	L, 2-4
3/29	at Rice *	L, 3-6
3/30	at Rice *	W, 7-6
4/2	Nicholls State	L, 3-5
4/5	at Southern Miss *	W, 3-2
4/6	at Southern Miss *	L, 2-6
4/7	at Southern Miss *	L, 0-2
4/9	at Louisiana-Lafayette	W, 7-5
4/12	East Carolina *	L, 2-3 (13)
4/13	East Carolina *	W, 5-4 (12)
4/14	East Carolina *	L, 2-4
4/16	at Louisiana-Monroe	W, 5-2
4/17	New Orleans	W, 3-2

Tulane at Turchin Stadium

Opened: March 11, 1991
Rededicated: February 22, 2008
(Tulane 6, UIC 0)
First Game: March 11, 1991
(Tulane 11, Notre Dame 4)
Capacity: 5,000
Surface: AstroPlay Field Turf
Record: 528-180-2 (20 Seasons)

Tulane at Turchin Stadium

Year	W	L	T	PCT
1991	27	8	0	.771
1992	32	9	0	.780
1993	14	12	0	.538
1994	27	6	0	.818
1995	24	14	0	.632
1996	24	8	0	.750
1997	29	13	0	.690
1998	24	4	0	.857
1999	26	3	0	.897
2000	22	8	1	.733
2001	41	7	0	.854
2002	21	11	0	.656
2003	33	3	0	.917
2004	26	3	0	.897
2005	33	4	0	.892
2008	26	15	1	.631
2009	24	13	0	.649
2010	26	14	0	.650
2011	22	15	0	.595
2012	27	10	0	.730
2013	16	16	0	.500
Total	544	196	2	.733

4/24	at LSU	L, 3-4
4/26	at Marshall *	L, 3-4 (11)
4/27	at Marshall *	W, 3-2 (11)
4/27	at Marshall *	W, 7-3
5/1	New Orleans	W, 3-1
5/3	Houston *	L, 3-4
5/4	Houston *	W, 6-3
5/5	Houston *	L, 2-3
5/7	Nicholls State	W, 8-7
5/10	at UCF *	W, 8-1
5/11	at UCF *	W, 15-9
5/12	at UCF *	L, 3-7
5/16	UAB *	W, 15-3
5/17	UAB *	L, 2-4
5/18	UAB *	L, 3-6
C-USA Tournament - I (Hattiesburg, Miss.)		
5/22	vs. Southern Miss !	L, 7-10
5/24	vs. East Carolina !	W, 6-5
5/25	vs. Houston !	W, 3-2



YEAR-BY-YEAR RECORDS

Year	Overall				Conference					Year	Overall				Conference				
	W	L	T	Pct.	W	L	T	Pct.	Place		W	L	T	Pct.	W	L	T	Pct.	Place
1893	1	1	0	.500	--	--	--	----	-----	1953	11	9	0	.550	8	7	0	.532	4 th SEC
1894	3	0	0	1.000	--	--	--	----	-----	1954	12	8	0	.600	10	6	0	.625	3 rd SEC
1895	No team									1955	4	12	0	.250	3	11	0	.214	11 th SEC
1896	No team									1956	11	11	0	.500	7	9	0	.438	8 th SEC
1897	0	4	0	.000	--	--	--	----	-----	1957	11	9	0	.550	6	8	0	.429	8 th SEC
1898	7	2	0	.778	--	--	--	----	-----	1958	4	18	0	.182	2	14	0	.125	11 th SEC
1899	5	3	2	.600	--	--	--	----	-----	1959	6	9	0	.400	5	8	0	.385	4 th SEC-W
1900	7	4	0	.636	--	--	--	----	-----	1960	2	14	0	.125	1	11	0	.071	5 th SEC-W
1901	7	8	0	.467	--	--	--	----	-----	1961	4	14	0	.222	2	12	0	.143	5 th SEC-W
1902	8	5	0	.615	--	--	--	----	-----	1962	4	17	1	.205	2	13	0	.133	5 th SEC-W
1903	7	2	0	.777	--	--	--	----	-----	1963	6	18	1	.260	4	12	0	.250	5 th SEC-W
1904	6	7	0	.462	--	--	--	----	-----	1964	12	13	1	.481	4	10	0	.286	5 th SEC-W
1905	7	7	0	.500	--	--	--	----	-----	1965	15	10	0	.600	9	6	0	.600	2 nd SEC-W
1906	14	18	2	.442	--	--	--	----	-----	1966	17	7	0	.708	4	7	0	.364	4 th SEC-W
1907	6	3	1	.650	--	--	--	----	-----	1967	8	12	0	.400	--	--	--	-----	-----
1908	No team									1968	10	10	0	.500	--	--	--	-----	-----
1909	No team									1969	15	3	0	.833	--	--	--	-----	-----
1910	3	6	1	.350	--	--	--	----	-----	1970	15	7	0	.682	--	--	--	-----	-----
1911	3	3	0	.500	--	--	--	----	-----	1971	16	10	0	.615	--	--	--	-----	-----
1912	3	6	1	.350	--	--	--	----	-----	1972	23	6	0	.793	--	--	--	-----	-----
1913	3	9	0	.250	--	--	--	----	-----	1973	15	13	0	.535	--	--	--	-----	-----
1914	5	5	1	.500	--	--	--	----	-----	1974	21	12	0	.636	--	--	--	-----	-----
1915	6	10	0	.375	--	--	--	----	-----	1975	24	11	1	.681	--	--	--	-----	-----
1916	1	4	0	.200	--	--	--	----	-----	1976	24	14	1	.628	--	--	--	-----	-----
1917	No team									1977	32	10	0	.762	--	--	--	-----	-----
1918	No team									1978	25	18	0	.581	9	2	0	.818	2 nd Metro
1919	6	3	0	.667	--	--	--	----	-----	1979	35	13	0	.729	0	4	0	.000	7 th Metro
1920	No team									1980	29	12	0	.707	1	0	0	1.000	2 nd Metro
1921	No team									1981	37	26	0	.587	2	4	0	.333	6 th Metro
1922	No team									1982	41	16	0	.719	2	5	0	.286	6 th Metro
1923	2	8	1	.227	--	--	--	----	-----	1983	45	17	0	.726	6	3	0	.667	1 st Metro-S
1924	9	4	0	.692	--	--	--	----	-----	1984	42	16	0	.724	7	3	0	.700	2 nd Metro-S
1925	5	7	0	.417	--	--	--	----	-----	1985	38	22	0	.633	6	10	0	.375	3 rd Metro-S
1926	4	6	0	.400	--	--	--	----	-----	1986	49	15	0	.766	--	--	--	-----	-----
1927	0	9	0	.000	--	--	--	----	-----	1987	44	16	0	.733	--	--	--	-----	-----
1928	3	9	0	.250	--	--	--	----	-----	1988	32	18	0	.640	--	--	--	-----	-----
1929	4	4	1	.500	--	--	--	----	-----	1989	27	26	0	.509	--	--	--	-----	-----
1930	0	14	0	.000	--	--	--	----	-----	1990	19	35	0	.352	4	16	0	.200	8 th Metro
1931	No team									1991	36	18	0	.666	12	8	0	.600	3 rd Metro
1932	0	3	0	.000	--	--	--	----	-----	1992	39	24	0	.619	9	9	0	.500	4 th Metro
1933	No team									1993	23	31	0	.426	8	7	0	.533	4 th Metro
1934	No team									1994	41	24	0	.631	10	8	0	.555	4 th Metro
1935	No team									1995	32	26	0	.552	8	10	0	.444	5 th Metro
1936	No team									1996	43	20	0	.630	18	6	0	.750	2 nd C-USA
1937	0	4	0	.000	0	4	0	.000	9 th SEC	1997	40	21	0	.656	19	7	0	.731	1 st C-USA
1938	3	3	0	.500	1	1	0	.500	5 th SEC	1998	48	15	0	.761	22	5	0	.815	1 st C-USA
1939	2	4	0	.333	0	3	0	.000	12 th SEC	1999	48	17	0	.739	19	8	0	.704	2 nd C-USA
1940	1	7	0	.125	1	3	0	.250	11 th SEC	2000	38	22	1	.623	20	6	1	.759	2 nd C-USA
1941	3	9	0	.250	2	6	0	.250	10 th SEC	2001	56	13	0	.811	21	6	0	.778	1 st C-USA
1942	2	9	0	.182	2	6	0	.250	11 th SEC	2002	36	27	0	.571	17	13	0	.567	5 th C-USA
1943	9	8	0	.529	5	3	0	.625	5 th SEC	2003	44	19	0	.698	20	10	0	.667	3 rd C-USA
1944	6	5	0	.545	No conference games - WWII					2004	41	21	0	.661	21	9	0	.700	2 nd C-USA
1945	21	5	0	.807	No conference games - WWII					2005	56	12	0	.824	24	6	0	.800	1 st C-USA
1946	6	13	0	.316	0	6	0	.000	8 th SEC	2006	43	21	0	.672	15	9	0	.625	3 rd C-USA
1947	9	2	0	.818	3	2	0	.600	4 th SEC	2007	34	26	0	.567	9	15	0	.375	7 th C-USA
1948	18	4	0	.818	7	1	0	.875	1 st SEC	2008	39	22	1	.637	13	9	1	.587	3 rd C-USA
1949	14	8	0	.636	5	5	0	.500	5 th SEC	2009	34	25	0	.576	13	11	0	.542	3 rd C-USA
1950	4	9	1	.300	1	4	0	.200	12 th SEC	2010	32	24	0	.571	10	14	0	.417	T-8 th C-USA
1951	8	13	0	.381	7	9	0	.438	7 th SEC	2011	31	26	0	.544	10	14	0	.417	7 th C-USA
1952	14	5	1	.725	11	4	0	.733	2 nd SEC	2012	38	20	0	.655	14	10	0	.583	T-3 rd C-USA
										2013	30	28	0	.517	11	13	0	.458	7 th C-USA

Coch (Years)	Span	W	L	T	Pct.	Coch (Years)	Span	W	L	T	Pct.
J.P. Clinton (2)	1893-94, 43	4	1	0	.800	Bobby Kelly (1)	1942	2	9	0	.181
F.B. Manis (2)	1897-98	7	6	0	.538	John Reed (2)	1950-51	12	22	1	.357
Thomas Willis (3)	1903-05	20	16	0	.556	Dennis Vinzant (3)	1952-54	37	22	1	.625
J. Richard (2)	1906-07	20	21	3	.488	Ben Abadie (6)	1955-57, 64-66	70	62	1	.530
Bruce Hayes (6)	1911-15, 23	22	41	3	.356	Mel Parnell (1)	1958	4	18	0	.182
John Gondolfi (1)	1919	6	3	0	.667	Bob Whitman (1)	1959	6	9	0	.400
Claude Simons, Sr. (4)	1924-27	13	26	0	.333	Jack Orsley (2)	1960-61	6	28	0	.176
Peggy Flournoy (1)	1928	3	9	0	.250	Doug Hafner (2)	1962-63	10	35	2	.234
Ted Bank (2)	1930, 1932	0	17	0	.000	Milt Retif (8)	1967-74	123	73	0	.628
Bill Vegan (1)	1937	0	4	0	.000	Joe Brockhoff (19)	1975-93	641	350	2	.647
Claude Simons, Jr. (11)	1938-41, 43-49	92	68	0	.575	Rick Jones (20)	1994-Present	804	429	2	.651



ALL-TIME SERIES RECORDS

Opponent	W	L	First Meeting	Last Meeting	Opponent	W	L	First Meeting	Last Meeting	Opponent	W	L	First Meeting	Last Meeting
Air Force	1	1	4/21/1979	4/23/1979	Lewis and Clark State	1	1	3/24/1993	3/27/1993	Southern Illinois	0	3	3/17/1967	3/24/1973
Akron	2	0	3/24/1994	3/25/1994	Lipscomb	5	0	3/21/1966	2/28/2010	Southern Miss #	91	56	1949	5/22/2013
Alabama	36	62	1897	3/3/2013	Long Beach State	2	1	2/20/1991	2/22/1998	Southern Union C.C.	6	2	1902	1906
Alcorn State	3	0	3/16/2011	4/11/2012	Louisiana College	26	3	1912	4/7/1982	Southwestern	2	0	1904	--
American	2	0	4/15/1972	4/10/1980	Louisiana Independent	0	2	1911	1912	Spring Hill	62	17	1901	2/18/1992
Arizona	2	6	3/22/1978	2/27/2000	Louisiana-Lafayette	43	40	1946	4/9/2013	St. Francis (Ill.)	7	0	3/17/1982	3/18/1986
Arizona State	4	3	3/27/1974	2/20/2005	Louisiana-Monroe	37	10	2/26/1977	4/16/2013	St. John's	0	1	3/20/1989	--
Arkansas	1	1	2/24/1986	2/27/1998	LSU ^	125	177	1893	4/24/2013	St. Joseph's	3	0	2/7/2003	2/9/2003
Arkansas State	4	0	3/13/1973	3/10/1974	Louisiana Tech	7	3	1905	3/23/1988	St. Louis	38	6	3/18/1978	5/15/2005
Army	1	0	3/21/1980	--	Louisville #	43	19	1976	3/26/2005	St. Mary's	3	0	3/19/2010	3/21/2010
Auburn #	8	15	1914	2/18/2000	Loyola (N.O.)	3	5	1970	4/26/1972	Stanford	1	3	3/25/1974	6/8/2001
Baylor	3	4	1904	6/21/2005	Loyola Marymount	1	2	3/9/2007	3/11/2007	Stephen F. Austin	5	0	3/14/1994	4/23/2006
Bethune-Cookman	1	0	6/4/2006	--	MacMurray	3	0	3/30/1967	3/23/1992	Stetson	3	2	3/18/1977	3/16/1994
Birmingham Southern	2	1	2/15/1992	3/17/1993	Maine	2	1	3/23/1982	3/12/1995	Taylor	2	0	3/25/1966	3/26/1966
Boston College	1	2	2/19/2010	2/21/2010	Manhattan	11	1	2/26/1999	3/5/2006	Temple	3	0	2/9/2001	2/11/2001
Bowling Green	3	0	3/25/1987	3/21/1988	Marian	2	1	1903	--	Tennessee	6	3	1906	3/26/1980
Bradley	2	1	4/4/1972	3/23/1976	Marist	3	0	3/4/2005	3/6/2005	Tennessee-Martin	3	0	2/24/1995	2/26/1995
Brown	3	0	3/16/2012	3/18/2012	Marshall #	18	8	5/5/2006	4/27/2013	Texas #	4	11	1899	2/12/2006
Bucknell	1	0	5/31/2008	--	McNeese State	29	12	3/12/1982	3/10/2009	Texas A&M #	2	5	1907	2/17/1995
BYU	2	3	3/30/1974	3/27/1987	Memphis	49	37	1976	3/24/2013	Texas Arlington	3	0	3/17/1987	2/15/2004
California	1	3	4/17/1978	3/28/1987	Mercer	2	0	3/24/1994	3/26/1994	TCU	7	6	2/9/1989	3/2/2008
Cal State Fullerton	2	9	5/22/1987	3/13/2005	Miami (Fla.)	8	4	4/19/1970	3/3/1991	Texas Pan Am	3	0	2/22/1986	4/21/1988
Cal State Los Angeles	1	0	3/24/1983	--	Michigan State	4	1	3/22/1984	3/19/1995	Texas Southern	1	0	3/15/2005	--
Carroll College	2	0	4/3/1975	--	Middle Tenn. State	1	1	3/10/1975	--	Texas State	0	1	2/16/13	--
Centenary	9	2	1957	4/8/1998	Minnesota	3	9	1930	3/1/2008	Texas Tech	1	0	2/11/2006	--
Central University	2	0	1903	--	Mississippi *	44	83	1898	3/6/2011	Towson	4	0	3/12/2010	3/14/2010
Central Michigan	2	0	3/13/1985	3/16/1985	Mississippi College	14	5	1906	4/25/1970	Troy	1	0	3/28/1995	--
Charleston Southern	2	0	3/21/1995	3/22/1995	Mississippi State ^	31	74	1904	3/1/1998	UAB	41	18	4/19/1996	5/18/2013
Charlotte	31	21	3/14/1992	4/10/2005	Missouri	11	3	3/31/1967	3/10/1996	UCF	15	16	4/15/1989	5/12/2013
Chattanooga	1	0	4/7/1969	--	Missouri-St. Louis	3	0	3/20/1978	3/10/1981	UC-Irvine	2	4	3/7/2008	3/15/2009
Chicago State	2	1	5/17/2007	5/19/2007	Missouri State	1	0	2/17/2013	--	UCLA	2	5	3/26/1974	2/23/2001
Christian Brothers	1	0	3/6/1982	--	Morehead State	3	0	2/9/1996	2/11/1996	UC-Riverside	4	0	3/29/1974	3/28/1987
Cincinnati	35	7	1976	4/4/2004	Murray State	4	1	3/14/1971	3/12/1997	UIC	6	0	3/26/1981	2/24/2008
Cleveland State	3	0	3/21/1983	3/22/1983	Navy	4	1	3/11/1980	3/11/1983	UMBC	5	1	2/20/2004	3/25/2012
Cornell	6	0	3/26/1972	3/25/1986	Nebraska	2	0	3/20/1981	6/10/2001	UNC-Asheville	1	0	3/7/2007	--
Dartmouth	1	0	3/27/1987	--	Nevada	1	1	2/13/1999	2/14/1999	UNC-Greensboro	0	1	5/28/1994	--
Dayton	1	0	3/14/1995	--	New Haven	1	0	3/19/1975	--	UNC-Wilmington	1	1	5/30/2003	5/31/2003
Delta State	4	2	4/9/1974	4/11/1979	New Mexico	1	0	3/24/1987	--	UNLV	8	2	4/18/1977	4/18/2010
Denver	1	0	4/22/1979	--	New Orleans	76	59	4/2/1971	5/1/2013	UTSA	2	1	3/15/2013	3/17/2013
Detroit	3	0	3/9/1981	3/12/1981	New York Tech	2	0	3/8/1998	--	USC	5	6	3/30/1987	3/17/2004
Drake	1	1	3/21/1974	3/22/1974	Nicholls State	56	24	1961	5/7/2013	Upper Iowa	1	0	3/13/1991	--
Duke	1	0	2/21/1997	--	North Carolina	1	0	2/22/1997	--	Utah	4	2	2/27/2004	4/23/2011
East Carolina	26	16	5/15/2003	5/24/2013	North Carolina State	2	3	5/26/1988	5/29/1999	Valparaiso	2	0	3/9/1973	3/10/1973
East Tennessee State	3	1	3/1/1983	3/2/1983	North Florida	3	0	2/16/2007	2/18/2007	Vanderbilt	8	2	1953	1957
Eastern Illinois	8	0	3/25/1977	3/22/1994	North Park	11	0	4/4/1974	3/31/1982	Villanova	3	0	2/15/2002	2/17/2002
Eastern Kentucky	1	0	5/23/1986	--	Northern Colorado	4	0	4/21/1979	3/22/2009	VCU	6	6	3/20/1992	4/29/1995
Elon	3	0	3/12/1999	3/14/1999	Northern Illinois	9	2	1963	3/11/1998	VMI	2	0	3/11/1985	3/14/1985
Fairleigh Dickinson	1	0	3/25/1980	--	Northwestern	25	17	1938	3/26/1997	Virginia Tech	14	13	5/11/1979	5/20/1995
Florida	2	5	3/24/1967	5/30/2008	Northwestern State	19	4	4/13/1983	4/6/2013	Washington	6	0	3/29/1972	5/6/2004
FIU	0	1	3/30/2011	--	Notre Dame #	9	8	1964	2/24/2013	Washington (Mo.)	1	0	3/11/1981	--
Florida State	18	48	3/27/1967	6/2/2008	Oakland	3	0	3/14/2008	3/16/2008	Washington & Jefferson	2	0	1900	--
Fordham	2	0	3/21/1984	3/23/1984	Oklahoma	2	5	3/25/1972	2/24/1989	West Chester State	2	0	3/11/1979	3/16/1979
Fresno State	1	0	5/26/1994	--	Oklahoma State	3	2	3/22/1973	5/27/2001	West Floirda	4	0	3/7/1985	4/18/1986
George Mason	2	1	2/14/2003	2/16/2003	Oral Roberts	2	3	3/24/1982	3/12/2006	Western Illinois	14	4	3/20/1974	3/18/1993
George Washington	10	1	4/13/1980	2/27/2011	Oregon	0	1	3/26/1974	--	Western Kentucky	1	0	5/5/2004	--
Georgia	0	3	1913	2/21/1992	Oregon State	3	0	3/24/1986	6/18/2005	Western Michigan	3	0	4/1/1976	4/2/1976
Georgia Southern	1	0	2/22/1992	--	Penn State	3	0	2/17/2006	2/19/2006	Wheaton College	1	0	1950	--
Georgia State	6	0	2/10/1995	3/4/2001	Pepperdine	10	9	2/16/2001	2/29/2008	Wichita State	4	3	3/21/1993	3/11/2012
Georgia Tech	1	4	4/4/1969	5/25/1996	Portland State	0	2	3/23/1993	3/23/1994	William and Mary	0	2	4/14/1972	--
Grambling	2	0	5/27/1983	3/13/1984	Princeton #	2	0	3/26/1976	3/27/1976	William Carey	2	0	1965	--
Greensboro College	2	1	1903	--	Purdue	1	1	1950	--	Winthrop	1	1	5/28/1999	5/29/1999
Harvard	0	1	5/23/1998	--	Rice	8	27	2/11/1990	3/30/2013	Wisconsin	19	5	1926	3/15/1991
Hawaii	2	9	3/13/1976	3/22/1993	Rollins College	2	0	3/12/1985	3/15/1985	Wright State	6	1	3/2/2007	3/1/2009
High Point	2	1	3/8/2013	3/10/2013	Rutgers	11	4	2/19/1993	3/10/2002	Xavier (Ohio)	7	0	3/31/1970	3/12/1992
Houston	28	34	2/23/1986	5/25/2013	Sacred Heart	3	0	3/21/2008	3/23/2008	Overall	1850-1280-14 (.588)			
Howard	6	1	1963	2/16/1997	Sam Houston State	6	1	2/2/2001	2/15/2013					
Illinois	3	6	1915	3/9/1990	San Diego	0	1	4/9/1993	--					
Illinois State	13	4	1939	3/17/1989	San Diego State	3	2	2/12/1999	2/13/2000	All-Time results include only games played against other universities, colleges and community college teams since 1893.				
Illinois Wesleyan	6	2	1942	3/27/1984	Santa Clara	0	1	4/18/1978	--					
Indiana	3	3	2/28/1997	2/26/2012	Seton Hall	0	1	4/23/1986	--					
Indiana State	2	0	3/9/1987	3/10/1987	Siena	10	0	3/9/2001	2/19/2012					
Iowa	1	4	1925	3/12/1975	SIU-Edwardsville	1	1	3/27/1970	3/28/1970					
Iowa State	1	1	3/14/1986	--	South Alabama	22	26	4/26/1968	4/13/2011					
Jackson State	20	3	5/29/1982	4/27/2011	South Carolina	3	4	3/14/1984	5/12/1991					
Kalamazoo	2	0	1964	--	South Florida	25	19	4/24/1992	4/30/2005					
Kansas	2	0	3/16/2010	3/17/2010	Southeastern Louisiana	73	30	1947	3/13/2013					
Kansas State	4	0	3/25/1968	3/21/1987	SE Missouri State	5	1	3/1/1996	2/13/2005					
Kent State	3	1	3/27/1985	3/26/1991	Southern (Ala.)	2	0	1893	1903					
Lamar	8	6	4/23/1973	2/18/1995	Southern (B.R.)	23	3	1907	5/7/2008					
LeMoyne	3	1	2/20/2009	2/22/2009	Southern (N.O.)	1	0	4/30/1978	--					

It's a Tie...

- One Tie Game

^ - Three Tie Games

* - Two Tie Games



TULANE NCAA RESULTS

TOP-SEEDED GREEN WAVE HEAD TO OMAHA FOR SECOND TIME

It started with a bang, but ended all too abruptly as the Green Wave posted a 3-1 win over Oregon State their first game of the 2005 College World Series, only to drop the next two to finish the year 56-12.

The Beavers drew first blood in Tulane's CWS opener with a run in the top of the first, but Micah Owings kept Oregon State off the scoreboard over his final six innings of work and Scott Madden - the lone holdover from Tulane's 2001 CWS squad - used his Omaha experience to give the Green Wave a 2-1 lead in the seventh.

With two on and two out, Madden came on to pinch hit. After falling behind 1-2, he ripped a two-run double to the gap in right to put the Green Wave ahead by a run. Nathan Southard followed with a solo homer in the eighth, and Daniel Latham tossed the final two scoreless frames for an opening-round win.

Two days later, however, things took a turn for the worse. Texas right-hander Kyle McCulloch tossed seven scoreless frames of six-hit baseball, and the Longhorn offense played small ball to near perfection to claim a 5-0 win and send Tulane into the loser's bracket.

McCulloch struck out seven and scattered six hits and three walks, while J. Brent Cox went the final two innings, giving up just a single with three Ks.

Tulane appeared to turn things around in game three as the Green Wave jumped all over Baylor with a six-run second and added another run in the fifth.

Down 7-0 going after six and a half innings, the Bears plated three runs in the seventh, two in the eighth and another three in the ninth to end the Green Wave's season.

Tulane 3, Oregon State 1

Oregon State	1	0	0	0	0	0	0	1	6	0
Tulane	0	0	0	0	0	2	1	3	8	0

WP: Owings (12-4); LP: Nickerson (9-2); SV: Latham (3).

2B: Barney (OSU), Jenkins (OSU), Madden (TU); HR: Southard (TU)

Texas 5, Tulane 0

Tulane	0	0	0	0	0	0	0	0	7	2	
Texas	2	0	0	0	2	1	0	0	5	12	0

WP: McCulloch (11-4); LP: Bogusevic (13-3).

2B: Owings (TU); HR: Hamilton (TU).

Baylor 8, Tulane 7

Tulane	0	6	0	0	1	0	0	0	0	7	9	3
Baylor	0	0	0	0	0	0	3	2	3	8	12	2

WP: Woody (10-3); LP: Morgan (6-1).

2B: Bogusevic (TU), Griffin (BU), Dillon (BU), Russo (BU), Sevigny (BU);

3B: Owings (TU); HR: Hamilton (TU).



Front Row: Tim Guidry, Will Rice, Rustin Robowe, Brandon Gomes, Devin Barnett, Nathan Southard, Scott Powell.

Second Row: Equipment Manager Mike Hill, Matt Riser, Robbie Whitman, Matt Barket, Peter Connick, Brad Emaus, Grayden Griener, marc Robert, Cat Everett, Athletic Trainer Todd Lorentson.

Third Row: Head Coach Rick Jones, Assistant Coach Mark Kingston, Scott Madden, Tommy Manzella, Matt Goebel, J.R. Crowel, Warren McFadden, Daniel Latham, Jeffrey Garibel, Micah Owings, Greg Dini, Assistant Coach Chad Sutter, Assistant Coach Matthew Boggs.

Back Row: Stephen Porlier, Brian Bogusevic, Ricky Fairchild, Jonathan Garrett, Mark Hamilton, Tyler Kimmons, Billy Mohl, Chris Worster, Greg Young, Sean Morgan, Joe Holland.



TULANE NCAA RESULTS

TOP TEAM TOPS RICE AT TURCHIN STADIUM TO WIN SUPER REGIONAL

Playing a Super Regional at Turchin Stadium for the first time in school history, the Green Wave overcame a rocky start to win a pair of elimination games and earn the program's second trip to the College World Series.

Rice, who won the Baton Rouge Regional, shocked the Green Wave in the opener, jumping out to an early 7-0 lead and cruising to a 9-5 win.

From there, however, it was all Green Wave as Tulane posted a 7-0 victory in game two and scored seven runs over the final two frames in game three to spark the celebration.

The Owls jumped all over Tulane in game one, pounding 16 hits over the first five innings. Tulane did not back down as Nathan Southard sparked a four-run eighth with a two-run homer, but the early deficit proved too much to overcome.

Facing elimination, the Green Wave rode a complete-game pitching performance by Micah Owings in game two. Owings struck out eight, walked one and allowed just three hits while not allowing a runner to reach as far as second base.

Tulane scored the first run of the game in the seventh when Scott Madden drew a bases-loaded walk, but sent 10 to the plate in the top of the ninth as the Green Wave plated six runs on five hits and took advantage of a pair of free passes to blow the game open.

The Green Wave got off to a good start in game three, scoring a pair of runs in the first. Rice, however, chipped away with single runs in the second, third and sixth innings to take a one-run lead.

Tulane plated four in the top of the eighth, but Rice came right back with a three-spot in the bottom of the frame. Not to be denied, Owings sparked a three-run ninth with an RBI single, and Daniel Latham retired the side in order in the bottom of the inning to clinch the series.

Rice 9, Tulane 5

Rice	3	3	0	1	2	3	3	3	3	9	16	2
Tulane	0	0	0	1	0	0	4	0	0	5	12	2

WP: Geer (12-4); LP: Bogusevic (13-2); SV: Bell (1).

2B: Henley 2 (RU), Buchanan (RU), Rodriguez (RU), Lehmann (RU), Owings (TU), Holland (TU), Bogusevic (TU); HR: Southard (TU).



Tulane 7, Rice 0

Tulane	0	0	0	0	0	0	1	0	6	7	10	0
Rice	0	0	0	0	0	0	0	0	0	0	3	0

WP: Owings (11-4); LP: Savery (8-5).

2B: Manzella (TU), Owings (TU), Dini (TU), Holland (TU)

Tulane 9, Rice 6

Tulane	2	0	0	0	0	0	4	3	9	13	3
Rice	0	1	1	0	0	1	0	3	6	9	1

WP: Latham (2-0); LP: Hale (1-3).

2B: Manzella (TU), Dini (TU), Madden 2 (TU), Holland (TU), Buchanan (RU), Pendleton (RU); HR: Rodgers (RU), Lehmann (RU).

HAMILTON POWERS WAVE TO REGIONAL VICTORY

Tulane opened the NCAA postseason as the No. 1 national seed and lived up to expectations as they rolled to a 17-7 win over Southern before beating Alabama in back-to-back games, 10-4 and 7-4, to advance to the Super Regionals for the second consecutive season.

First baseman/left fielder Mark Hamilton was named Most Outstanding Player after hitting .667 (8-for-12) with three doubles, three home runs and 11 RBI.

Hamilton got off to a hot start, going 4-for-5 with a double, two homers and seven RBI against the Jaguars. In that contest Nathan Southard posted a career-best five hits.

Tulane led Southern 11-7 after seven innings, but the Jaguars loaded the bases and had the tying run at the plate before Daniel Latham got a pop-up to end the threat. From there, the Green Wave blew the game open with a six-run eighth.

Bradon Gomes got the win after allowing five runs on nine hits while walking two and striking out six in a 5.1-inning start.

It was Micah Owings' turn to have a big offensive day in game two, going 4-for-5 with a double, two home runs and five RBI in the driver's seat game against Alabama.

The Green Wave jumped ahead 5-0 after four and a half innings, but the Crimson Tide added three runs and to cut the lead to two. Bama added another run in the seventh on a solo homer by Cale Iorg, but the Green Wave exploded for five runs over the final two frames - including a solo homer by Owings - to make it a runaway.

Heavy rains delayed the championship game more than 24 hours, took four hours and 10 minutes to play, and was delayed an hour in the middle innings due to lightning, but it was all worth it as Tulane punched its ticket to the second round with a 7-4 win.

Hamilton hit a pair of doubles and drove in two, and Greg Dini went 2-for-3 with a two-RBI double and a two-run homer. On the mound, Owings provided the Green Wave with a gutsy 7.0-inning effort, strikingout six while giving up four runs.

Joining Hamilton on the Regional All-Tournament Team were Bogusevic, Dini, Brad Emaus and Owings.

Tulane 17, Southern 7

Southern	0	2	1	0	1	1	2	0	0	7	13	3
Tulane	0	5	0	0	5	0	1	6	-	17	21	3

WP: Gomes (8-2); LP: Kirk (4-4); SV: Latham (10).

2B: Nelson (SU), Cox (SU), Southard (TU), Eamus 2 (TU), Dini (TU), Hamilton (TU); 3B: Coats (SU); HR: Coats (SU), Hamilton 2 (TU), Barket (TU)

Tulane 10, Alabama 4

Tulane	1	0	3	0	1	0	0	2	3	10	13	1
Alabama	0	0	0	0	3	0	1	0	0	4	8	1

WP: Bogusevic (13-1); LP: Carter (7-4); SV: Latham (11).

2B: Southard (TU), Owings (TU), Holland (TU); HR: Owings 2 (TU), Hamilton (TU), Iorg (UA).

Tulane 7, Alabama 4

Alabama	1	0	2	0	1	0	0	0	0	4	9	0
Tulane	2	0	3	0	0	0	2	0	-	7	11	1

WP: Owings (10-4); LP: Shields (1-1); SV: Latham (12)

2B: Scott (UA), Welch 2 (UA), Hamilton 2 (TU), Dini (TU), Barket (TU); 3B: Scelfo (TU), HR: Dini (TU).



TULANE NCAA RESULTS

LUCKY 13 LEADS TO DREAM SEASON ON THE DIAMOND

The Green Wave had been earned 12 regional berths and had never advanced to an NCAA Super Regional during their postseason history, but in 2001 their 13th postseason berth turned out to be the lucky number.

Tulane's first trip to the College World Series was a dream come true as the Green Wave sandwiched a nail-biting 6-5 victory over Nebraska between a 13-11 loss to Stanford and an 11-2 defeat at the hands of Cal State Fullerton. The 2001 Tulane team completed its remarkable season with an NCAA-best and school-record 56 wins.

The Green Wave looked comfortable on the big stage as Tulane staked claim to an 8-0 lead over the Cardinal after three innings. The lead would not hold up, though, as Stanford scored seven runs in the fifth and five in the seventh to take a 12-8 lead. The Green Wave cut the lead to 12-9 in the top of the eighth on a two-RBI double by Jake Gautreau, but Stanford answered in the home half of the inning with a single run, and Tulane left the tying run at second base in the top of the ninth.

Andy Cannizaro and Michael Aubrey led the Tulane offense with three hits while Jonny Kaplan and Jay Heintz each tallied three RBI.

In game two against the Cornhuskers, Aubrey went 2-for-5 and picked up the first save of his career, and Gautreau went 2-for-3 with a pair of RBI to lead the Green Wave to a one-run victory over Nebraska. Tulane took a 1-0 lead in the first on an RBI single by Gautreau.

Nebraska answered with three runs in the second, but the Green Wave responded with a solo homer by Gautreau in the fifth and a four-run sixth to take a 6-3 lead. Nebraska chipped away at the lead with single runs in the sixth and seventh frames, but Aubrey relieved starter Beau Richardson in the eighth to close the door. Richardson earned the win, scattering seven hits and striking out four in 7.0 innings.

Game three was all Titans as Cal State Fullerton scored two in the second, one in the third, three in the fourth and a pair in the eighth to take a commanding 8-0 lead. Tulane got on the board with a pair of unearned runs in the eighth, but came right back with three runs in the ninth to eliminate the Green Wave from the postseason.

The Titans' Darric Merrell scattered six hits and did not allow an earned run in an 8.0-inning start. Kaplan and Heintz each tallied two hits in the loss.



Stanford 13, Tulane 11

Tulane	0	5	3	0	0	0	2	1	11	17	4
Stanford	0	0	0	0	7	0	5	1	13	14	1

WP: Wodnicki (7-1); **LP:** Charron (9-2); **SV:** Bruksch (1).

2B: Kaplan 2 (TU), Cannizaro (TU), Gautreau (TU), Heintz (TU), Fuls (SU), Ash (SU), VanZandt (SU).

Tulane 6, Nebraska 5

Tulane	1	0	0	0	1	4	0	0	6	12	2
Nebraska	0	3	0	0	0	1	1	0	5	8	2

WP: Richardson (8-1); **LP:** Pekarek (0-1); **SV:** Aubrey (1).

2B: Kaplan (TU), Aubrey (TU). **3B:** Stern (NU). **HR:** Gautreau (TU), Johnson (NU), Morris (NU).

Cal State Fullerton 11, Tulane 2

Cal St. Fullerton	0	2	1	3	0	0	0	2	3	11	13	1
Tulane	0	0	0	0	0	0	0	2	0	2	7	2

WP: Merrel (8-4); **LP:** Aubrey (3-1).

2B: Corapci (CSF), Rifkin (CSF), Stringfellow (CSF), Lamoure (CSF). **HR:** Bacani (CSF).



Front Row: Joey Charron, Michael Aubrey, Aaron Feldman, Andrew Corona, Turner Brumby, Student Assistant Kris Ponnequin, Keith Murphy.

Second Row: Strength Coach Karr Shannon, Mike VanDaele, James Burgess, James Jurries, Jake Gautreau, Matt Groff, Chris Searle, Keith Hennegan, Dirck Hoagland, Trainer Todd Lorentson.

Third Row: Head Coach Rick Jones, Assistant Coach Jim Schlossnagle, Matt Foster, Scott Madden, Will Walter, Matt Mann, Brad Rosenblat, Gerald Clark, Nick Bourgeois, Wyn Spencer, Beau Richardson, Graduate Assistant Chad Sutter, Assistant Coach Buddy Gouldsmith, Manager Josh Renfro.

Back Row: Jon Kaplan, Jay Heintz, Kris Kline, Steve Shirley, Anthony Giarratano, Barth Melius, Kelly Comarda, Steven Blades. Andy Cannizaro.



TULANE NCAA RESULTS

GREEN WAVE DOWN RIVAL LSU TO ADVANCE TO FIRST COLLEGE WORLD SERIES

Nicknamed "The Shrine on Airline", Zephyr Field became a field of dreams for the Green Wave as Tulane defeated arch-rival LSU in a best-of-three series in the 2001 New Orleans Super Regional to earn its first trip to the College World Series.

After dropping a 13-inning, 4-3 decision to the Tigers in game one, sophomore center fielder Jonny Kaplan sent the first pitch of game two over the wall in left field and the rest of the weekend belonged to Tulane as the Green Wave went on to win the next two games, 9-4 and 7-1.

Tulane fell behind 2-0 in the top of the first of game one before scoring three runs in the bottom of the sixth to take the lead. The advantage would be short-lived as LSU's Wally Pontiff hit an RBI single in the top of the seventh to tie the game. After five scoreless innings, the Tigers' David Raymer hit a sacrifice fly to plate Chris Phillips in the 13th to provide the winning margin.

Kaplan's game-two homer sparked a four-run first, and Tulane took a commanding lead with two more runs in the sixth and another in the seventh. LSU cut the lead to 7-4 with a four-run explosion in the bottom of the seventh, but two Green Wave runs in the ninth quelled all thoughts of a comeback.

Tulane rode the left arm of Beau Richardson in game three and gave the junior plenty of run support as the Green Wave scored one in the first and six in the fourth to clinch the series. Richardson scattered seven hits and tallied a career-best eight strikeouts in the complete-game victory.

LSU 4, Tulane 3 (13 innings)

LSU 2 0 0 0 0 0 1 0 0 0 0 0 1 4 13 1

Tulane 0 0 0 0 0 3 0 0 0 0 0 0 0 3 14 1

WP: Wilson (3-2); LP: Melius (10-2).

2B: Gautreau (TU). HR: Fontenot (LSU).



Tulane 9, LSU 4

Tulane 4 0 0 0 0 2 1 0 2 9 14 1

LSU 0 0 0 0 0 0 4 0 0 4 8 2

WP: Bourgeois (3-1); LP: Scobie (4-3); SV: Charron (2).

2B: Theriot (LSU), Linden (LSU), Moore (LSU), Raymer (LSU), Cannizaro (TU), Gautreau (TU), Aubrey (TU). 3B: Jurries (TU).

HR: Fontenot (LSU), Raymer (LSU), Kaplan (TU), Cannizaro (LSU).

Tulane 7, LSU 1

LSU 0 0 0 0 1 0 0 0 0 1 7 1

Tulane 1 0 0 6 0 0 0 0 - 7 12 1

WP: Richardson (7-1); LP: Nugent (7-3).

2B: Moore (LSU), Thibodeaux (LSU), Raymer (LSU), Burgess (TU), Heintz (TU), Madden (TU).

TULANE SWEEPS WAY TO FIRST REGIONAL TITLE AT HOME

After reaching an NCAA Regional title game twice before only to fall short of advancing, the 2001 Tulane team made history with a three-game sweep of the NCAA New Orleans Regional in front of a capacity crowd at Turchin Stadium. Tulane claimed a win over Southern in the opening round before taking back-to-back games over Oklahoma State to win the school's first Regional Championship.

While the Green Wave's big bats provided the offensive spark, diminutive freshman closer Joey Charron was named Most Outstanding Player after picking up all three wins, striking out seven opposing batters and giving up just one earned run in 6.2 innings of relief.

In game one, Tulane exploded for 18 runs over three innings, including an 11-run seventh, en route to a 22-9 win over the Jaguars. Southern scored four runs in the top of the fourth, but Charron pitched 3.1 scoreless innings of relief to shut down the Jaguars. Every Green Wave starter scored at least one run, and five different Tulane players recorded three RBI. Andy Cannizaro led Tulane with four hits.

Oklahoma State drew first blood in the second round with two runs in the first, but the Green Wave scored six runs over the next two innings to take the lead. The Cowboys refused to go away, however, and matched Tulane run-for-run, tying the game at 10-10 in the bottom of the eighth. In the top of the ninth, pinch-hitter Aaron Feldman drove in a pair of runs with a single to spark a three-run inning as the Wave claimed a 13-10 victory.

Things came down to the wire once again in the championship game as James Jurries laced a two-out, bases-loaded, two-RBI single to plate Jonny Kaplan and Cannizaro (pictured right) in the bottom of the eighth to lift Tulane to a 9-8 come-from-behind victory.

Tulane 22, Southern 9

Southern 1 2 0 4 0 0 0 1 1 9 8 5

Tulane 2 1 0 1 4 3 11 0 - 22 16 4

WP: Charron (7-1); LP: Anderson (6-3).

2B: Cannizaro (TU), Gautreau (TU), Aubrey (TU), Heintz (TU).

HR: Woods (SU), Giarratano (TU).



Tulane 13, Oklahoma State 10

Tulane 0 4 2 0 1 1 2 0 3 13 16 2

Oklahoma State 2 0 2 1 0 2 2 1 0 10 15 2

WP: Charron (8-1); LP: Hawk (2-4).

2B: Kaplan (TU), Giarratano (TU), Powell (OSU), Scott (OSU).

HR: Jurries (TU), McAuliff (OSU), Brown (OSU).

Tulane 9, Oklahoma State 8

Oklahoma State 1 0 5 1 0 0 0 0 1 8 11 3

Tulane 0 1 0 2 1 0 3 2 - 9 14 0

WP: Charron (9-1); LP: McCurdy (7-5).

2B: Brown (OSU), Scott (OSU), Cannizaro (TU), Jurries (TU), Giarratano (TU). HR: Powell (OSU), Bacani (CSF).



TULANE NCAA RESULTS

TULANE HEADS TO SUNSHINE STATE FOR 2008 REGIONAL

The Green Wave claimed their 19th NCAA Regional berth after putting together a 39-22-1 season, finishing third in the Conference USA regular-season standings at 13-9-1 and posting a 1-2 showing in the ever competitive C-USA Tournament.

Tulane fielded one of the most inexperienced teams in the Rick Jones era in 2008 as the roster featured 15 newcomers and of the 30 student-athletes to see time on the field in 2008, only two positions players – middle infielder Seth Henry and outfielder Warren McFadden – had ever started a postseason game for the Green Wave. From the hill, Tulane had just two hurlers with NCAA Regional experience: senior right-hander Trey Martin and junior righty Jonathan Garrett, who tossed a combined 6.2 innings in the 2006 NCAA Oxford Regional at Ole Miss.

Tulane claimed an at-large bid to the NCAA postseason, marking the 11th time in school history the Green Wave had done so. The other eight postseason appearances came via an automatic bid after winning either the Metro or Conference USA Tournament Titles.

Tulane entered as the third seed in the Tallahassee Regional and opened play by defeating No. 2 seed Florida, 7-4. Nick Pepitone tossed 2.2 innings of scoreless relief and Rob Segedin threw a perfect ninth to open their stay with a win. Matt Petition and Preston Claiborne combined to hold Bucknell to just three hit, while Anthony Scelfo and Segedin each drove in two RBI's to push the Green Wave into the championship game undefeated.

Florida State was all that stood in the way of the Green Wave and a trip to the Super Regional and the Seminoles were a mighty road block. In the first meeting, the first seven batters in the FSU lineup all plated at least one RBI, with Buster Posey leading the way with five, to lead the host team to a 17-8 victory.

In the finale, Florida State jumped out to a 10-2 lead after five innings and held on down the

stretch to end the season for the Olive and Blue. The All-Tournament team featured Warren McFadden and Scott Powell.

Tulane 7, Florida 4									
Tulane	0	0	0	0	1	0	6	0	0
Florida	0	0	0	0	0	4	0	0	0

WP: Pepitone (4-1); LP: Bullock (4-5); SV: Segedin (5).
2B: Henry (TU), Dyer (TU), Prince (TU), McArthur (TU), Barber 2 (UF), Cooper (UF); HR: Townsend (UF).

Tulane 4, Bucknell 1									
Bucknell	0	0	0	0	0	1	0	0	0
Tulane	0	0	2	2	0	0	0	0	-

WP: Petition (7-1); LP: Jarrett (5-6); SV: Claiborne (3).
2B: Prince (TU); 3B: Scelfo (TU).

Florida State 17, Tulane 8									
Tulane	0	0	0	4	0	2	0	0	2
Florida State	3	0	1	1	5	0	0	7	-

WP: Strauss (9-1); LP: Garrett (3-3).
2B: Powell (TU), McGadden 2 (TU), Delmonico (FSU), Tapley (FSU);
HR: Dyer (TU), Honeck (TU), Posey 2 (FSU), Guinn (FSU).

Florida State 16, Tulane 7									
Florida State	0	0	0	6	4	0	4	0	2
Tulane	0	0	0	0	2	2	1	1	1

WP: Fairel (11-2); LP: Hunt (9-4).
2B: Stidham (FSU), Guinn (FSU), Delmonico (FSU), Tapley (FSU), Scelfo (TU), Dyre (TU), McFadden (TU), Prince (TU); 3B: Dyer (TU); HR: McFadden (TU).

GREENIES FALL TO OLE MISS IN CHAMPIONSHIP GAME OF 2006 OXFORD REGIONAL

Tulane's bid for a return trip to the College World Series was derailed twice during the 2006 season – by Hurricane Katrina in August and by host Ole Miss in June.

The Green Wave faced unprecedented challenges throughout the '06 season, from having to relocate to Lubbock, Texas, and the campus of Texas Tech, to having to play all of its home games away from campus at nearby Zephyr Field.

In the end, however, the Green Wave still managed to finish the year 43-21, earn its ninth straight trip to the NCAA Regionals and advance to the Regional championship game for the third consecutive season.

The second seeded Green Wave faced a tough draw in South Alabama and All-American pitcher P.J. Walters in the first round, and the Jaguars won the opener, 7-1.

Unfazed by the setback, Tulane used a six-run attack over the first two innings to propel itself past Bethune-Cookman in round two and won the rematch against South Alabama in game three, 18-11. In that game, Tulane erased an early 3-2 deficit with a nine-run fifth, marking the second-highest scoring inning in TU's postseason history.

It appeared that Tulane may force a second championship-game matchup as Mark Hamilton belted a two-run homer in the first inning against Ole Miss, but the Rebels responded with seven unanswered runs over the next five innings to cruise to an eight-run win.

The Olive and Blue placed three players on the All-Tournament team, with Mark Hamilton and Nathan Southard each earning their second straight nod to the all-tournament

squad and Cat Evertt claimed his first NCAA postseason honor.

South Alabama 7, Tulane 1									
South Alabama	0	0	1	0	2	0	2	0	2
Tulane	0	0	0	0	1	0	0	0	0

WP: Walters (11-3); LP: Morgan (8-6).
HR: Greese (USA).

Tulane 12, Bethune-Cookman 7									
Tulane	2	4	0	1	0	5	0	0	0
Bethune Cookman	0	0	2	0	1	0	0	1	3

WP: Mohl (9-0); LP: Blackwell (7-7).
2B: Riser (TU), McFadden (TU), Southard (TU), Guidry (TU), Jumenez (BCC);
HR: Sagbini (BCC).

Tulane 18, South Alabama 11									
Tulane	2	0	0	0	9	0	5	1	1
South Alabama	3	0	0	0	0	0	6	2	0

WP: Gomes (7-6); LP: Doan (6-3).
2B: McFadden (TU), Southard (TU), Henry (TU), Jones (USA), 3B: Riser (TU);
HR: Hamilton (TU), Cunningham (USA), Collins (USA).

Mississippi 12, Tulane 4									
Mississippi	0	2	3	0	3	1	0	1	2
Tulane	2	0	0	0	0	0	0	2	0

WP: Lynn (7-3); LP: Porlier (7-5).
2B: Coghlan (UM), Power (UM), Brashear (UM), Wright (UM), Button (UM);
HR: Wright (UM) Hamilton (TU), Emaus (TU).

FULLERTON ENDS 2004 SEASON AT NCAA SUPER REGIONAL

Tulane's run through the postseason was cut short as host Cal State Fullerton swept a best-of-three series from the Green Wave, 9-0 and 10-7, as the boys in olive green and sky blue concluded the 2004 season 41-21.

The Titans, who would go on to win the College World Series, combined for 36 hits in the two games and got outstanding performances from pitchers Jason Windsor and Ricky Romero.

Game one of the Super Regional was all Cal State Fullerton. The Titans scored a pair of runs in the first, another in the second and all but put the game away with a five-spot in the fifth. Windsor, meanwhile, struck out seven in an 8.0-inning start to give the home team a 1-0 lead in the series.

Tulane was led by Wes Swackhamer, who went 2-for-3 with a double.

Game two was a different story, but in the end, the result would be the same as a late Tulane rally fell short in a 10-7, season-ending loss.

Tulane would hit Romero throughout the night, tallying 10 knocks off the day-two starter, including home runs by Matt Barket and Scott Madden.

The game was close late as the Titans held a 6-5 lead going into the ninth, but Fullerton plated four runs on four hits to take a commanding five-run lead. Tulane answered a pair of runs in the bottom of the frame and loaded the bases with two out before Titans'

reliever Vinnie Pestano tallied a strikeout to earn his first save of the 2004 season.

Cal State Fullerton 9, Tulane 0									
Tulane	0	0	0	0	0	0	0	0	0
Cal St. Fullerton	2	1	0	0	5	0	1	0	-

WP: Windsor (11-4); LP: Bogusevic (9-6).
2B: Swackhamer (TU), Turner (CSF), Hardman (CSF), Pilittere (CSF), Garcia 2 (CSF), Andrwes (CSF); 3B: Suzuki (CSF); HR: Suzuki (CSF).

Cal State Fullerton 10, Tulane 7									
Cal St. Fullerton	2	0	1	1	0	2	0	0	4
Tulane	0	1	0	2	0	1	1	0	2

WP: Romero (12-4); LP: Crowell (8-3); SV: Pestano (1).
2B: Turner (CSF), Pilittere (CSF), Garcia (CSF), Madden (TU);
3B: Suzuki (CSF); HR: Suzuki (CSF), Barket (TU), Madden (TU).



TULANE NCAA RESULTS

BOGUSEVIC LEADS TULANE IN 2004 OXFORD REGIONAL

Entering the NCAA Oxford Regional as the No. 3 seed, Tulane won a 3-2 nailbiter over Washington in the first round and cruised to 7-0 and 12-3 victories over Western Kentucky and the Huskies, respectively to give the Green Wave their second regional title in school history.

Brian Bogusevic was the unanimous choice for Most Outstanding Player honors after hitting .364, earning the win from the mound in the opener vs. UW, and snaring a game-altering liner in the outfield during the championship game to spark a come-from-behind win over Washington.

Bogusevic got things going in game one with an 8.2 inning performance versus the Huskies, and closer Daniel Latham pitched the Green Wave out of a bases-loaded jam in the bottom of the ninth to preserve a 3-2 victory. After falling behind 1-0 after one, Tulane got on the board in the top of the second when Brian Bormaster laced a two-run single up the middle to give the Green Wave a lead they would not relinquish.

Game two belonged to J.R. Crowel, who fanned seven in a complete-game effort to down WKU and put Tulane in the championship game with a rested bullpen. The Green Wave plated three runs in the first, and that would be all Crowel would need as he faced just four more than the minimum for the contest.

Senior Cory Hahn took the ball for game three, and after getting off to a slow start, gave Tulane a gutsy 7.0-inning performance in what would become the final start of his collegiate career. Washington's Aaron Hathaway greeted Hahn rudely with a three-run homer in the first, and following a run by Tulane in the top of the second, the Huskies had something going again in the bottom of the frame as Taylor Johnson doubled, Brent Lillibridge was

plunked and Greg Issacson walked to load the bases with only one away.

Hahn would strike out Zach Clem for the second out of the stanza, but Kyle Larson ripped a line drive to right in the ensuing at-bat that would have plated all three runs. Bogusevic, however, had other ideas as he came out of nowhere to make a fully extended grab to thwart the rally and spark the Tulane comeback.

From there, it was all Tulane as the Green Wave scored three in the third, four in the fifth, one in the sixth and another three in the eighth.

Bogusevic was joined on the All-Regional Team by Bormaster, Crowel, Joe Holland, Tommy Manzella and Nathan Southard.

Tulane 3, Washington 2

Tulane	0	2	0	0	0	1	0	0	3	4	0
Washington	1	0	0	0	0	1	0	0	2	8	2
WP: Bogusevic (9-5); LP: Lincecum (10-3); SV: Latham (6). 2B: Batkoski (UW).											

Tulane 7, Western Kentucky 0

Western Kentucky	0	0	0	0	0	0	0	0	0	4	1
Tulane	3	0	0	0	0	0	4	0	-	7	10
WP: Crowel (8-2); LP: Faulkner (8-6). 2B: Rio (WKU), Holland (TU); HR: Bogusevic (TU).											

Tulane 12, Washington 3

Tulane	0	1	3	0	4	1	0	3	0	12	14
Washington	3	0	0	0	0	0	0	0	0	3	11
WP: Hahn (9-2); LP: Everitt (5-3). 2B: Dini (TU), Johnson (UW); HR: Hathaway (UW).											

2003 BATON ROUGE REGIONAL ENDS IN EXTRA INNINGS

With a staff consisting of seven true freshmen and just two juniors, the 2003 Green Wave posted a 40-win season and advanced to the championship game of the Conference USA Tournament to earn a spot in the NCAA Baton Rouge Regional. Tulane got off to a good start with an 8-3 win over UNC-Wilmington, but back-to-back losses to host LSU and UNCW ended the Green Wave's season at 44-19.

In the first game against UNC-Wilmington, the game was knotted at 3-3 after seven and a half innings before Tulane plated five runs in the eighth before the Seahawks could record an out. Wes Swackhamer delivered the big blow in the eighth with a three-run blast to center field which capped the scoring in the game.

Advancing to play LSU in round two, Tulane posted three solo home runs, but it was the Tigers who hit bombs with runners on base and that proved to be the difference in a 13-5 loss. The top four hitters in the Green Wave lineup all plated RBI's and Jon Kaplan scored three of the Waves five runs, but a pair of multi-run home runs and two different five-run innings proved too much for Tulane.

In the rematch with the Seahawks, Tulane battled back from a 7-6 deficit in the ninth to send the game to extra innings, but UNC-Wilmington plated a run in the bottom of the 10th for an 8-7 win. Michael Aubrey and Brian Bogusevic each went deep for the Green Wave, but Blake Cross picked up the win with five innings of work, allowing two runs - one earned - on eight hits in five innings of work.

Tony Giarratano was Tulane's lone representative on the All-Tournament team in 2003.

Tulane 8, UNC-Wilmington 3

UNC-Wilmington	0	2	0	0	0	1	0	0	3	4	0
Tulane	0	0	2	0	1	0	0	5	-	8	15
WP: Charron (4-7); LP: Hunt (2-2). 2B: Schindler (UNCW), Kaplan (TU); HR: Kaplan (TU), Swackhamer (TU).											

LSU 13, Tulane 5

LSU	0	2	1	0	0	0	5	0	5	13	18
Tulane	0	1	1	0	0	0	2	0	1	5	11
WP: Bumstead (11-2); LP: Crowell (8-1). 2B: Naccarata 2 (LSU), Giarratano (TU), Aubrey (TU); 3B: Holt (LSU); HR: Harris (LSU), Gill (LSU), Naccarata (LSU), Kaplan (TU), Swackhamer (TU), Southard (TU).											

UNC-Wilmington 9, Tulane 7 (10 Innings)

Tulane	1	1	0	0	4	0	0	0	1	1	8
UNC-Wilmington	2	0	0	0	3	1	0	1	0	2	9
WP: Cross (4-4); LP: Gomes (2-1). 2B: Aubrey (TU), Wright (UNCW), Hemingway (UNCW), Schindler (UNCW), Simmerman (UNCW), Denson (UNCW); HR: Aubrey (TU), Bogusevic (TU), Hemingway (UNCW)											

GREEN WAVE CAN'T ESCAPE 2002 ALL-LOUISIANA REGIONAL

Despite battling numerous injuries and inconsistent pitching throughout the regular season, the 2002 Tulane team got hot late in the year and earned the No. 3 seed in the NCAA Baton Rouge Regional. The Green Wave's quest for a return trip to the College World Series was cut short, however, as Tulane defeated Southern but lost to UL-Lafayette and host LSU to finish the year 36-27.

Beau Richardson once again came through big in the postseason for Tulane, striking out four and giving up just one earned run in a complete-game, 10-2 victory over Southern in the second round. Turner Brumby led the Tulane offense with a 3-for-3 showing at the plate as Tulane out-hit the Jaguars 10-2.

The Ragin' Cajuns tripped up the Green Wave in the first round, 6-3. UL-Lafayette got a complete game from starter Justin Gabriel and a 3-for-4 outing by Corey Coles to spark the win.

Tulane had a chance to extend the season against LSU in game three. Trailing by two, Michael Aubrey doubled and Gerald Clark walked, and the pair advanced a base on a groundout to put the runners in scoring position, but Tigers hurler Bo Pettit put the finishing touches on a complete-game 4-2 victory with a strikeout.

Louisiana-Lafayette 6, Tulane 3

Tulane	0	0	1	2	0	0	0	0	3	9	3
Louisiana-Lafayette	0	1	2	0	1	0	0	2	-	6	13
WP: Gabriel (10-4); LP: Bourgeois (10-3). HR: Stelmarck (TU), Manzella (TU), Morris (ULL).											

Tulane 10, Southern 2

Tulane	0	2	0	0	5	0	1	0	2	10	12
Southern	0	0	0	0	0	1	0	1	0	2	7
WP: Richardson (7-5); LP: Thomas (7-2). 2B: Brumby 2 (TU), Primus (SU); HR: Weeks (SU).											

LSU 4, Tulane 2

LSU	0	1	1	2	0	0	0	0	4	11	1
Tulane	0	1	0	0	1	0	0	0	2	7	0
WP: Pettit (9-7); LP: Kline (4-5). 2B: Barker 2 (LSU), Raymer (LSU), Phillips (LSU), Aubrey 2 (TU); HR: Hill (LSU), Raymer (LSU), Manzella (TU).											



TULANE NCAA RESULTS

IRISH END TULANE'S SEASON AT 2000 STARKVILLE REGIONAL

The Green Wave defeated South Alabama 4-3 in game two of the 2000 NCAA Starkville Regional, but a pair of losses to Notre Dame eliminated Tulane from postseason play as the club finished the season 38-22.

The Irish sent Tulane to the loser's bracket with an 8-4 victory in game one and sent the Green Wave packing in game three with a 10-6 decision. Against the Jaguars, however, Henry Bonilla scattered nine hits and three earned runs while striking out six to earn his fourth complete game of the season. After tallying just three hits over the first five innings, Tulane got a single off the bat of Matt Groff, James Jurries and Jake Gautreau belted back-to-back RBI doubles, and James Burgess had a pinch-hit RBI single to put the Green Wave ahead 3-2. The two teams traded runs in the eighth, but Bonilla made the score stand to earn his ninth win of the year.

Miscues cost Tulane in the first game against Notre Dame as three Green Wave errors led to five Irish runs. In the rematch, Jurries hit a three-run homer in the first and Andy Cannizaro went 3-for-4 with two stolen bases, but it was not enough to counter 14 hits,

including six doubles, by the Irish.

Notre Dame 8, Tulane 4

Notre Dame	2	0	0	0	0	1	0	5	0	8	14	1
Tulane	0	0	0	1	0	3	0	0	0	4	5	3

WP: Buchmeier (4-2); LP: Berkowitz (13-4).
2B: Meyer (ND); HR: Gautreau (TU).

Tulane 4, South Alabama 3

Tulane	0	0	0	0	3	0	1	0	4	9	0
South Alabama	2	0	0	0	0	0	1	0	3	9	2

WP: Crowel (8-2); LP: Faulkner (8-6).
2B: Rio (WKU), Holland (TU); HR: Bogusevic (TU).

Notre Dame 10, Tulane 6

Notre Dame	0	0	0	0	0	1	4	4	1	10	13	3
Tulane	3	2	0	0	0	1	0	0	0	6	10	1

WP: Corbin (5-3); LP: Bourgeois (1-2).
2B: Bok (ND), Porzel (ND), Felker 2 (ND), Maier (ND), Bushey (ND), Burgess (TU); HR: Jurries (TU).

C-USA TOURNAMENT CHAMPIONS HEAD TO AUBURN FOR 1999 REGIONAL AS TOP SEED

After winning the 1999 Conference USA Tournament, Tulane earned its first No. 1 seeding and packed its bags for Alabama for the NCAA Auburn Regional. After dropping an extra-inning game to Winthrop in the first round, the Green Wave defeated North Carolina State, won a rematch against the Eagles and defeated host Auburn before falling to the host Tigers in the championship game to finish the year 48-17.

Henry Bonilla went eight innings for Tulane in the opener, but Winthrop's Jason Tarasuik smashed a solo home run in the top of the 11th to lead the Eagles to an 8-7 upset. The Green Wave led 5-3 on a double by James Jurries and a home run by Jason Sparks, but Winthrop scored three unearned runs in the top of the ninth to set up Tarasuik's game-winning bomb.

Tulane bounced back with a 15-hit, three-home run performance in an 11-5 win over North Carolina State and avenged the loss to Winthrop with two-hit showings by Steve Shirley, Jake Gautreau and Jake Burnham to earn a 15-9 victory. Raul Ech-everz pitched his first complete game of the year, striking out three and giving up five earned runs.

Facing elimination against Auburn in the first game of Championship Sunday, Gautreau drove in three runs and Jason Sparks hit his third home run of the weekend to defeat the homestanding Tigers 7-5. Tulane took a 3-0 lead in the second, but Auburn would come back with a run in the bottom of the frame and three runs in the fourth to take a 4-3 lead. Gautreau answered with a two-run double and Sparks sent one out to give the Green Wave a 7-4 lead they would not relinquish. Dan O'Gara went the distance for the Green Wave, and was aided by four double plays.

In the championship game, however, the Green Wave simply ran out of arms as Auburn advanced to the Super Regionals with a 13-9 win. The Tigers' Casey Dunn went 5-for-5 and closer Colter Bean gave up just one run in four innings. Auburn out-hit Tulane 17-14 and scored six runs over the final three innings en route to the victory. Entering the game with one out in the second, Brandon Belanger did an admirable job for four innings, but the closer tired late in the game and Auburn was able to take advantage. Chad Sutter, Sparks, Burnham and Gautreau all hit home runs, but it was not enough to overcome a depleted

bullpen.

Winthrop 8, Tulane 7 (11 Innings)

Winthrop	0	0	2	1	0	0	0	0	3	1	1	8	13	1
Tulane	0	0	0	5	0	1	0	0	0	1	0	7	10	3

WP: Sundsmo (6-3); LP: Robinson (3-3).
2B: Busha (WU), Leathers (WU), Tarasuik (WU), Friedman (WU), Jurries (TU).
HR: Tarasuik (WU), McKee (TU), Sparks (TU).

Tulane 11, North Carolina State 5

Tulane	3	0	5	0	0	0	3	0	0	11	15	6
North Carolina State	0	2	0	0	0	1	0	1	1	5	8	2

WP: Berkowitz (13-3); LP: Dorn (3-5).
2B: Sutter (TU), Jurries 2 (TU), Sparks (TU), Wright (NCSU);
HR: Sutter (TU), Sparks (TU), Gautreau (TU).

Tulane 15, Winthrop 9

Winthrop	1	0	2	0	0	0	0	6	9	11	4
Tulane	1	2	2	8	2	0	0	0	15	13	4

WP: Echeverz (6-2); LP: Krosschell (10-5).
2B: Sullivan (WU), Leathers (WU), Tarasuik 2 (WU), Drayton (WU), Groff (TU), Shirley (TU), Burnham (TU); 3B: Leathers (WU); HR: Sutter (TU), Gautreau (TU).

Tulane 7, Auburn 5

Tulane	0	3	0	0	3	0	1	0	7	11	0
Auburn	0	1	0	3	0	0	0	1	5	12	2

WP: O'Gara (8-2); LP: Bootcheck (8-6).
2B: Cannizaro (TU), McKee (TU), Gautreau (TU)
HR: Sparks (TU), Faulkner (AU), Reif (AU).

Tulane 7, Auburn 5

Auburn	4	2	1	0	0	0	2	2	13	17	1
Tulane	3	1	0	2	2	0	0	0	9	14	4

WP: Bean (5-2); LP: Belanger (3-5).
2B: Kent (AU), Dunn (AU), Wandall (AU), Reif (AU), Jurries (TU), Gautreau (TU);
HR: Sutter (TU), Sparks (TU), Gautreau (TU), Burnham (TU).

TULANE ADVANCES TO TENTH REGIONAL WITH APPEARANCE IN 1998 SOUTH II REGIONAL

Coming off the best power performance in school history, the 1998 Tulane team won both the Conference USA regular-season and tournament titles to earn the No. 3 seed in the NCAA South II Regional. After posting a convincing 11-5 victory over then-Southwestern Louisiana, the Green Wave fell to Cal State Fullerton, 10-6, and Harvard, 14-11, to finish the year 48-15.

Jason Sparks went 2-for-4 with a pair of home runs to lead the Green Wave past the Ragin' Cajuns. Tulane tallied 14 hits - including three doubles and four homers - against USL, and wasted little time getting on the scoreboard with two runs in the third and another in the fourth. The Ragin' Cajuns answered in the top of the fifth, but Tulane came right back with three runs in the bottom of the frame on a three-RBI double by Jake Burnham to put the game out of reach.

Against the Titans, Chad Sutter went 4-for-4 with a double, a home run and four RBI, but it was not enough as Cal State Fullerton starter Erasmo Ramirez struck out seven in 7.0 innings to lead the Titans to victory. Against the Crimson, in a game that featured 29

hits, seven doubles and six home runs, Tulane led 11-7 after six and a half innings before Harvard erupted for four runs in the seventh and three more in the eighth to earn the win.

Tulane 11, Louisiana-Lafayette 5

Louisiana-Lafayette	0	0	0	0	1	0	1	1	2	5	13	2
Tulane	0	0	2	1	3	0	3	2	-	11	14	3

WP: Bobbit (13-1); LP: Devey (11-6); SV: Bell (2).
2B: Neyland (ULL), Hughes (TU), Cannizaro (TU), Burnham (TU);
HR: Ryan (ULL), Wilson (ULL), Sparks 2 (TU), Burnham (TU), Shirley (TU).

Cal State Fullerton 10, Tulane 6

Tulane	1	0	0	0	4	0	0	1	0	6	10	4
Cal St. Fullerton	1	5	1	0	0	3	0	0	-	10	11	0

WP: Ramirez (11-5); LP: Echeverz (7-1).
2B: Graffagnini (TU), Sutter (TU), Pursell (TU), Moore (CSF);
HR: Sutter (TU), Fukuhara (CSF), Rowand (CSF).

Harvard 14, Tulane 11

Tulane	4	0	4	0	0	2	1	0	0	11	13	3
Harvard	1	2	1	2	0	1	4	3	-	14	16	2

WP: Jamieson (5-1); LP: Brown (4-3).
2B: Hughes 2 (TU), Cannizaro (TU), Pursell (TU), Keck (HU), Woodfork (HU), Huling (HU);
HR: Graffagnini (TU), Sparks (TU), Burnham (TU), Ralph (HU), Carey (HU), Binkowski (HU).



TULANE NCAA RESULTS

A TRIP TO BATON ROUGE FOR THE 1996 C-USA CHAMPIONS

The Green Wave won the inaugural Conference USA Tournament and went on to defeat UNLV in the opening round of the 1998 NCAA South II Regional in Baton Rouge, La., before falling to UNO and Georgia Tech to conclude the season 43-20.

In the first round contest against the Rebels, Tulane posted 12 hits, including seven doubles, and seven starters had two hits each to lead the Green Wave to a 10-7 victory. With the score knotted at 4-all. Keith Graffagnini's two-run double in the fourth put Tulane ahead for good, and the Green Wave broke the game open with a four-run seventh. Jason Navarro got the win for Tulane, striking out three in 6.1 innings to improve to 11-0.

Tulane trailed 5-0 against UNO before plating four in the fifth and another in the sixth to tie the game up. From there, however, it was all Privateers as UNO scored eight runs over the final three innings en route to a 13-5 win. In game three, Georgia Tech pounded out 14 hits and held off a furious Tulane comeback that featured three runs in the final two innings to earn a 7-4 win over the Green Wave.

JONES GUIDES TEAM TO 1994 SOUTH REGIONAL IN FIRST SEASON

In their first season under head coach Rick Jones, the 1994 Tulane team rebounded from a 23-31 showing the previous season to advance to the Metro Conference Championship Game, earn an at-large berth in the NCAA South Regional. In Baton Rouge, the Green Wave earned a 7-5 victory over Fresno State in the first round before falling 5-0 to Southern Cal and 4-1 vs. UNC-Greensboro to finish the year 41-24.

In the contest against the Bulldogs, Brad Burckel made everyone forget about his two failed sacrifice bunt attempts in his previous two swings with a three-run homer in the seventh inning to provide the winning runs. From there, reliever Brian Gibbs struck out two Fresno hitters in 1.2 innings of no-hit baseball to set a then-Tulane record with his 10th save of the season. Senior third baseman Scott Sidwell paced the Tulane offense with a 3-for-4 showing at the plate.

In game two against USC, however, Trojan All-American hurler Randy Flores shut out Tulane with five strikeouts and did not allow a Green Wave runner past second base until the ninth inning. Then, against UNC-Greensboro, a three-run second inning by the

GREENIES END THREE YEAR DROUGHT WITH 1992 REGIONAL

After a four-year hiatus from the NCAA postseason, Tulane earned a spot in the NCAA South I Regional after winning the 1992 Metro Conference Tournament. The Green Wave got a tremendous effort from Mike Romano in a game-one 4-2 win over South Alabama, but fell short in their next two games against Cal State Fullerton and host LSU to conclude the season 39-24.

Tulane had to work overtime in the victory over the Jaguars, but Romano came through with a complete-game 12-inning effort to earn his 17th victory of the season. He finished the day with 13 strikeouts while scattering eight hits on the day. His lone mistake came in the first inning as USA hit a two-run homer, but Tulane tied the score with a pair of runs of its own. The score remained 2-2 until the top of the 12th when John Livingstone and Rick Chanove posted back-to-back RBI singles to account for the final score.

It was the exact opposite in the game against the Titans as Fullerton pitchers Dan Naulty and Marcus Nelson combined to limit the Green Wave to three hits in an 8-0 decision. Against

1988 SEASON ENDED BY GATORS AT NCAA EAST REGIONAL

The Green Wave got their first taste of postseason baseball in the Sunshine State and did not care much for the flavor as Tulane was bounced with a 1-2 Regional showing. After defeating North Carolina State 1-0 to open tournament play, the Green Wave were treated rudely by Florida State and host Florida as the two teams won 8-6 and 9-5, respectively.

In the game against the Wolfpack, Tulane got a stellar performance from pitcher Gerald Alexander who wrapped up his Green Wave career with a complete-game, two-hit shutout. With a no-hitter through six innings, Alexander finished the day with six strikeouts. Elliot Quinnes provided the only offense needed for Tulane with an RBI-single in the eighth to plate the only run of the game.

Tulane jumped out to a 4-1 lead against FSU, but could only muster two runs the rest of the way. Then, the Gators plated four runs in the top of the sixth, another two in the ninth, and out-hit Tulane 12-9 to eliminate the Wave.

Tulane 10, UNLV 7

Tulane	2	2	0	2	0	4	0	0	10	12	1
UNLV	0	0	4	0	0	2	0	1	7	10	3

WP: Navarro (11-0); LP: LaRosa (9-2).

2B: Brown (TU), Hughes (TU), Graffagnini (TU), Fitzgerald (TU), Boudreaux (TU), Pursell (TU), Johns (TU), Hankins (UNLV), Eberwein (UNLV); HR: Kleiner (UNLV).

New Orleans 13, Tulane 5

New Orleans	2	0	2	1	0	0	1	4	3	13	13	2
Tulane	0	0	0	0	4	1	0	0	0	5	8	2

WP: Stanson (5-5); LP: Lontayo (7-6).

2B: Washma 2 (UNO), Cabecerias (UNO), Harer (UNO), Hughes (TU); HR: DiSalvo (UNO), Cabecerias (UNO).

Georgia Tech 7, Tulane 4

Tulane	0	0	1	0	0	0	1	2	4	11	2
Georgia Tech	2	0	1	0	1	2	1	0	7	14	0

WP: Crowder (10-5); LP: Williamson (5-2).

2B: Sutter (TU), Fitzgerald (TU), Byers (GT), Barr (GT), Byrd (TU); HR: Fischer (GT), Byrd (GT).

Spartans spelled doom for Tulane.

Tulane 7, Fresno State 5

Fresno State	0	2	0	1	0	0	0	2	0	5	14	2
Tulane	0	3	0	0	0	0	3	1	-	7	12	2

WP: Stewart (11-5); LP: Minor (11-6); SV: Gibbs (10).

2B: Sidwell (TU), Stewart (TU); 3B: Freitas (FSU);

HR: Judice (FSU), Renteria (FSU), Burckel (TUL)

USC 5, Tulane 0

USC	0	2	0	0	0	0	0	2	1	5	5	0
Tulane	0	0	0	0	0	0	0	0	0	0	6	3

WP: Flores (11-1); LP: Dyess (4-7).

2B: Hastings (USC), Allen (TU).

UNC-Greensboro 4, Tulane 1

Tulane	3	2	0	0	0	1	0	0	0	6	10	1
UNC-Greensboro	0	3	0	0	1	0	0	0	-	4	8	3

WP: Huffman (8-4); LP: Cressend (4-4).

2B: Calbrese (UNCG), Faulkner (UNCG); HR: Giles (UNCG)

the Tigers, Larry Schneider went 3-for-4 and Todd Dyess struck out 10 in 7.1 innings of relief, but it was not enough to overcome a four-run first inning by LSU in a 7-3 loss.

Tulane 4, South Alabama 2 (12 Innings)

Tulane	0	0	0	2	0	0	0	0	0	2	4	8	0
South Alabama	2	0	0	0	0	0	0	0	0	0	2	8	4

WP: Romano (17-4); LP: Lieder (12-5).

2B: Kontorinis (USA), Carlson (USA). HR: Kontorinis (USA).

Cal State Fullerton 8, Tulane 0

Cal St. Fullerton	4	0	0	0	0	2	2	0	0	8	9	1
Tulane	0	0	0	0	0	0	0	0	0	0	3	2

WP: Naulty (11-3); LP: Welch (8-2).

2B: Carr (CSF), Moler (CSF); HR: Olsen (CSF), Moler (CSF), Herman (CSF).

LSU 7, Tulane 3

Tulane	1	1	0	0	0	0	0	1	3	9	3
LSU	4	0	1	0	0	0	0	2	7	4	1

WP: Rantz (7-2); LP: Ibieta (3-4); SV: Hunt (1).

2B: Licciardi (TU), Morton (TU), Mook (LSU); HR: Mook (LSU).

Tulane 1, North Carolina State 0

Tulane	0	0	0	0	0	0	1	0	1	4	0
North Carolina State	0	0	0	0	0	0	0	0	0	2	1

WP: Alexander (11-4); LP: Hartsock (11-3).

2B: Boyette (NCS)

Florida State 8, Tulane 6

Florida State	1	2	0	1	0	2	2	0	0	8	8	2
Tulane	4	0	1	0	0	1	0	0	0	6	10	1

WP: Dunbar (3-0); LP: Henry (4-4); SV: Kimball (8).

2B: Blackwell (FSU), Ronan (FSU); HR: Alicea (FSU), Spann (TU), Elkins (TU).

Florida 9, Tulane 5

Florida	0	0	0	2	1	4	0	0	2	9	12	3
Tulane	0	0	1	1	3	0	0	0	0	5	9	3

WP: Wiggs (11-3); LP: Cloude (6-3); SV: McAndrews (9).

2B: Rutledge (UF), Edwards (UF), Brigham (UF), Dares (TU), Elkins (TU).



TULANE NCAA RESULTS

GREENIES HEAD ACROSS TOWN TO UNO FOR 1987 SOUTH II REGIONAL

Expectations were high for the Green Wave squad in the NCAA South II Regional, but it was not meant to be as Tulane made a quick exit from the postseason, dropping a 5-3 decision to LSU in the opening round before falling to Cal State Fullerton, 4-0.

Billy Rapp went 5-for-5, David Smith had three RBI and Tulane out-hit LSU 10-7, but the Tigers came away with the win. In round two, Tulane ran into Titans pitcher Mike Harkey, who threw a complete-game, four-hit shutout to eliminate the Green Wave from postseason play. The game was decided in the third inning when Cal State Fullerton batted around to score all four runs.

GREEN WAVE COME UP ONE GAME SHORT OF CWS TRIP AT 1986 SOUTH REGIONAL

The trip to the postseason in 1986 proved to be an exciting one as the Tulane squad advanced to the championship game of the NCAA South I Regional before coming up just one run short of its first trip to the College World Series.

The Green Wave got off to a rough start – falling to Louisiana Tech 7-5 in the opening game – but Tulane came back strong to defeat Eastern Kentucky 16-6 and Oklahoma 14-5 before exacting revenge on Tech with a 9-4 victory to earn a spot in the Regional Championship game.

In game two, Tulane set an NCAA Regional record with 51 total bases on 23 hits – eight doubles, a triple and eight home runs – to extend the season with the victory over Eastern Kentucky. While the bats were doing most of the damage, the Green Wave also got a complete-game effort from Sam Amarena, who scattered five hits and struck out 11 in the win.

It was more of the same against Oklahoma as Tulane scored 10 runs in the final two innings to defeat the second-seeded Sooners. Then, in the rematch against Tech, David Smith belted two home runs and drove in five to pit the Green Wave against arch-rival LSU for the right to go to the College World Series.

Facing the host Tigers, Tulane held a 6-4 lead through seven, but the Tigers tacked on a pair of runs in the eighth to tie the game and plated the go-ahead run in the ninth. The Green Wave had something cooking with a man on first and Smith at the plate. Smith had already hit four home runs in the tournament, but with a 2-0 count, the game was postponed due to inclement weather.

Twenty-one hours later, Smith drew a one-out walk to move a runner into scoring position, but Dan Wagner popped out and Tookie Spann fled out to left to end the threat, the game and the season.

All told, Tulane pounded out 62 hits, including 32 for extra bases with 16 doubles, three triples and 13 home runs. Three players – Smith, second baseman Ronald Marigny and catcher Lou Deiley – earned All-South I Region honors, becoming the first Green Wave players to earn a spot on an NCAA postseason all-tournament team.

TULANE EARNS FIRST AT-LARGE BERTH TO 1983 NCAA CENTRAL REGIONAL

Tulane earned its first at-large berth to the NCAA postseason in 1983 and was sent to Austin, Texas for the Central Regional. In Longhorn country, the Green Wave played a trio of close contests, but could manage only an 8-7 win over Grambling State in the second round to finish the year 42-13.

Mississippi State starter Jeff Brantley kept Tulane in check in game one, limiting the Green Wave to four hits and holding the team score-less until the eighth, in a 4-2 Bulldog victory. Tulane stormed out to a 3-0 lead after one inning in game two against Grambling, but the Tigers answered with two in the third and four in the fifth to take a 6-3 lead they would hold until the eighth inning. In the eighth, the Green Wave tied things up with three in the frame. After trading runs in the ninth, John Zelenka put the finishing touches on a 3-for-6 day with an RBI-double in the top of the 10th to give the Green Wave the win.

But in game three, host Texas eliminated Tulane in a 7-5 decision. The Green Wave had their chances in the contest, and overcame a 4-1 deficit with a run in the third and tied the contest on a two-run homer by Dan Wagner in the fourth, but the Longhorns answered

LSU 5, Tulane 3

LSU	0	0	1	1	1	1	0	0	5	7	1
Tulane	0	0	2	0	1	0	0	0	3	10	3

WP: Patterson (8-2); LP: Amarena (10-3).

2B: Rapp (TU); HR: Faulkner (LSU), Bush (LSU), Smith (TU).

Cal State Fullerton 4, Tulane 0

Cal St. Fullerton	0	0	4	0	0	0	0	0	4	7	1
Tulane	0	0	0	0	0	0	0	0	0	4	1

WP: Karkey (10-2); LP: Alexander (8-3).

2B: Mota (CSF), Kaud (CSF), Parker (TU).

Louisiana Tech 7, Tulane 5

Louisiana Tech	1	1	3	0	1	0	1	0	0	7	10	2
Tulane	1	0	0	2	1	0	1	0	0	5	9	0

WP: LeBlanc (10-5); LP: Borgatti (9-4).

2B: Colston (LTU), Spann (TU), Marigny (TU), Mahoney (TU).

HR: Moore (LTU), Ortman (LTU), Colston (LTU).

Tulane 16, Eastern Kentucky 6

Tulane	0	1	3	3	1	4	0	3	1	16	23	2
Eastern Kentucky	1	0	0	1	3	0	0	1	0	6	5	2

WP: Anarena (11-3); LP: Norkus (3-6).

2B: Marigny 2 (TU), Mitchell 2 (TU), Wagner (TU), Rivette (TU), Spann (TU), Deiley (TU), Privitra (EKU); 3B: Reich (TU); HR: Spann (TU), Smith 2 (TU), Wagner (TU), Deiley (TU), Elswick (EKU), Moranda (EKU).

Tulane 14, Oklahoma 5

Tulane	3	0	0	0	1	0	0	6	4	14	8	1
Oklahoma	1	3	0	0	0	0	0	1	0	5	10	4

WP: Little (8-3); LP: Grubb (3-2).

2B: Reich (TU), Deiley (TU), Marigny (TU), Dobson (OU), Toal 2 (OU);

3B: Wagner (TU); HR: Marigny (TU), Burdick (OU), Lavender (OU).

Tulane 9, Louisiana Tech 4

Tulane	0	0	0	0	5	0	3	1	0	9	12	5
Louisiana Tech	0	0	1	1	0	0	0	0	2	4	8	0

WP: Harris (5-0); LP: Guillot (3-4).

2B: Rivette (TU), Mitchell (TU), Montoya (LTU), Ortman (LTU)

HR: Smith 2 (TU), Rivette (TU).

LSU 7, Tulane 6

LSU	1	0	0	3	0	0	0	2	1	7	9	2
Tulane	2	0	1	3	0	0	0	0	0	6	10	3

WP: Manuel (10-2); LP: Little (8-4).

2B: Reboulet (LSU), Smith (TU), Seiley (TU);

HR: Belle 2 (LSU), Bowie (LSU), Yurtin (LSU), Rapp (TU).

with two runs in the bottom of the frame and added an insurance run in the fifth.

Mississippi State 4, Tulane 2

Mississippi State	0	1	1	1	0	0	0	1	0	4	13	2
Tulane	0	0	0	0	0	0	0	2	0	2	4	2

WP: Brantley (11-3); LP: Desjardins (12-6).

2B: Winkler (MSU), Clark (MSU), Riley (TU).

Tulane 8, Grambling 7 (10 Innings)

Tulane	3	0	0	0	0	0	3	1	1	8	12	2
Grambling	0	0	2	0	4	0	0	1	0	7	12	1

WP: Migliore (10-2); LP: Carter (N/A).

Stats Not Available

Texas 7, Tulane 5

Tulane	1	0	1	2	0	0	1	0	0	5	10	2
Texas	2	2	0	2	1	0	0	0	-	7	11	0

WP: Capel (7-2); LP: Burdine (1-2).

2B: Mathews (TU), Fourmaux (TU), Riley (TU); 3B: Reginelli (TU);

HR: Wagner (TU).



TULANE NCAA RESULTS

GREEN WAVE RETURN TO POSTSEASON AT 1982 SOUTH REGIONAL

With its first 40-win season under its belt, Tulane won its first NCAA postseason contest, an 11-5 victory over Jackson State, but a pair of losses to host UNO ended the Green Wave's season at 41-16.

After coming back from a 4-1 deficit and later tying the score at 5-all, the Green Wave dropped a heartbreaker to the Privateers in a 7-5 game-one loss as UNO's Augi Schmidt and Brian DeValk smashed ninth-inning home runs to provide the winning runs.

In game two, Tulane pounded out 15 hits, including home runs by Eric Lane, Brian Migliore and Steve Riley, to defeat Jackson State. Tulane plated three in the first and broke the game open with a seven-run third. From there, it was up to southpaw Mark Desjardins who earned his ninth win in the process.

In the rematch with UNO, Tulane once again posted a dramatic comeback only to fall to the home team. Trailing 3-1 after five, Riley tied it up with a two-run homer in the sixth, but UNO reclaimed a 5-4 lead after eight before Reggie Reginelli sent the game to extra innings with an RBI single in the ninth. In the 10th, however, Tulane's Paul Fitch was called for a balk with bases loaded and the Green Wave fell 5-4.

New Orleans 7, Tulane 5

New Orleans	2	0	0	0	2	0	1	0	2	7	10	0
Tulane	1	0	0	0	2	1	0	1	0	5	7	1

WP: Harman (5-3); LP: Murphy (4-1).

2B: Granziano (UNO), Schmidt (UNO), Albrecht (UNO), Mathews 2 (TU), Delaune (TU); 3B: DeValk (UNO); HR: Schmidt (UNO), DeValk (UNO), Zelenka (TU).

Tulane 11, Jackson State 5

Jackson State	0	1	1	0	0	0	3	0	0	5	11	5
Tulane	3	0	7	0	0	1	0	0	-	11	15	4

WP: Desjardins (9-2); LP: Freeman (5-7).

2B: Riley (TU); HR: King (JSU), Lane (TU), Miglore (TU), Riley (TU).

New Orleans 5, Tulane 4 (10 Innings)

Tulane	0	0	1	0	0	2	0	0	1	0	4	11	1
New Orleans	2	0	0	0	1	1	0	0	0	1	5	7	1

WP: Harman (3-1); LP: Fitch (5-1).

2B: Delaune (TU); HR: Riley (TU), Cesario (UNO).

TULANE MAKES FIRST POSTSEASON APPEARANCE AT 1979 SOUTH REGIONAL

The Green Wave made history in 1979, winning the Metro Conference Tournament to qualify for its first trip to the NCAA Regionals. Sent to Starkville, Miss., for the South Regional, the Green Wave opened play against Murray State, but the Racers were too much for the postseason neophytes in a 5-3 loss. Tulane held a 3-2 lead in the fourth, but Murray State tied the score in the sixth, and Greg Tooley hit a game-winning, two-run homer in the eighth to send the Green Wave to the loser's bracket.

In the second round, Tulane was matched up with the host Bulldogs who took an early 10-0 lead – including a seven-run fourth – and never looked back en route to a 12-4 win. Tulane was held to six hits and committed four costly errors in the loss. Highlights of the trip included home runs by Larry Cabeceiras and Chuck Melito against Murray State and Mississippi State, respectively.

Murray State 5, Tulane 3

Tulane	1	0	1	1	0	0	0	0	0	3	10	4
Murray State	1	1	0	0	0	1	0	2	-	5	11	1

WP: Rice (7-2); LP: Francingues (13-2).

2B: Butera (TU), Stokes (TU), Tooley (MSU), Wagoner (MSU).


HR: Cabeceiras (TU), Tooley (MSU).

Mississippi State 12, Tulane 4

Mississippi State	0	2	0	7	0	2	0	0	1	12	15	0
Tulane	0	0	0	0	0	0	2	2	0	4	6	4

WP: Mundie (10-0); LP: Pursell (4-3)

2B: McDonald (MSU), Kocol (MSU), Loe (MSU), Pavlou (MSU), Hannah (MSU), Butera (TU), Retif (TU); 3B: Kelley (MSU); HR: Melito (TU).



The 1979 Green Wave team was the first team in school history to advance to the NCAA Regional, earning a bid at the South Regional in Starkville, Miss. The '79 squad posted a 35-13 record and won the Metro Conference Tournament Championship.

Front Row: Billy Gaudet, Bill Babin, Joe Pursell, Dave Stokes, Jose Abadin, Bill Hrapmann, Crian Butera, Sam Dozier, Bob Bickham, Pascal Calogero.

Second Row: Ken Francingues, Bob Fiedler, Bill Kampen, Ken Retif, Larry Cabeceiras, Billy Vogt, Greg Belaune, Paul Spansel, Chuck Melito.

Back Row: Manager Darryl Lennox, Frank Wills, Jeff Falk, Mike Riley, Karl Scheuermann, Donald Caire, Joe Tkac, Joe Morse, Drew Lukinovich, Mike Rose, Head Coach Joe Brockhoff.



TULANE NCAA RESULTS

2008 NCAA Tallahassee Regional

<i>Site: Tallahassee, Fla.</i>	<i>Host: Florida State</i>
May 30	Florida W, 7-4
May 31	Bucknell W, 4-1
June 1	Florida State L, 17-8
June 2	Florida State L, 16-7

2006 NCAA Oxford Regional

<i>Site: Oxford, Miss.</i>	<i>Host: Mississippi</i>
June 2	South Alabama L, 7-1
June 3	Bethune-Cookman W, 12-7
June 4	South Alabama W, 18-11
June 4	Mississippi L, 12-4

2005 College World Series

<i>Site: Omaha, Neb.</i>	
June 18	Oregon State W, 3-1
June 20	Texas L, 5-0
June 21	Baylor L, 8-7

2005 NCAA New Orleans Super Regional

<i>Site: New Orleans, La.</i>	<i>Host: Tulane</i>
June 11	Rice L, 9-5
June 12	Rice W, 7-0
June 13	Rice W, 9-6

2005 NCAA New Orleans Regional

<i>Site: New Orleans, La.</i>	<i>Host: Tulane</i>
June 3	Southern W, 17-7
June 4	Alabama W, 10-4
June 6	Alabama W, 7-4

2004 NCAA Fullerton Super Regional

<i>Site: Fullerton, Calif.</i>	<i>Host: Cal State Fullerton</i>
June 12	Cal State Fullerton L, 9-0
June 13	Cal State Fullerton L, 10-7

2004 NCAA Oxford Regional

<i>Site: Oxford, Miss.</i>	<i>Host: Mississippi</i>
June 4	Washington W, 3-2
June 5	Western Kentucky W, 7-0
June 6	Washington W, 12-3

2003 NCAA Baton Rouge Regional

<i>Site: Baton Rouge, La.</i>	<i>Host: LSU</i>
May 30	UNC-Wilmington W, 8-3
May 31	LSU L, 13-5
May 31	UNC-Wilmington L, 9-8

2002 NCAA Baton Rouge Regional

<i>Site: Baton Rouge, La.</i>	<i>Host: LSU</i>
May 31	Louisiana-Lafayette L, 6-3
June 1	Southern W, 10-2
June 1	LSU L, 4-2

2001 College World Series

<i>Site: Omaha, Neb.</i>	
June 8	Stanford L, 13-11
June 10	Nebraska W, 6-5
June 12	Cal State Fullerton L, 11-2

2001 NCAA New Orleans Super Regional

<i>Site: Metairie, La.</i>	<i>Host: Tulane</i>
June 1	LSU L, 4-3 (13 Inn.)
June 2	LSU W, 9-4
June 3	LSU W, 7-1

2001 NCAA New Orleans Regional

<i>Site: New Orleans, La.</i>	<i>Host: Tulane</i>
May 25	Southern W, 22-9
May 26	Oklahoma State W, 13-10
May 27	Oklahoma State W, 9-8

2000 NCAA Starkville Regional

<i>Site: Starkville, Miss.</i>	<i>Host: Mississippi State</i>
May 26	Notre Dame L, 8-4
May 27	South Alabama W, 4-3
May 27	Notre Dame L, 10-6

1999 NCAA Auburn Regional

<i>Site: Auburn, Ala.</i>	<i>Host: Auburn</i>
May 28	Winthrop L, 8-7
May 29	North Carolina State W, 11-5
May 29	Winthrop W, 15-9
May 30	Auburn W, 7-5
May 30	Auburn L, 13-9

1998 NCAA South II Regional

<i>Site: Baton Rouge, La.</i>	<i>Host: LSU</i>
May 21	Louisiana-Lafayette W, 11-5
May 22	Cal State Fullerton L, 10-6
May 23	Harvard L, 14-11

1996 NCAA South II Regional

<i>Site: Baton Rouge, La.</i>	<i>Host: LSU</i>
May 23	UNLV W, 10-7
May 24	New Orleans L, 13-5
May 25	Georgia Tech L, 7-4

1994 NCAA South Regional

<i>Site: Baton Rouge, La.</i>	<i>Host: LSU</i>
May 26	Fresno State W, 7-5
May 27	USC L, 5-0
May 28	UNC-Greensboro L, 4-1

1992 NCAA South I Regional

<i>Site: Baton Rouge, La.</i>	<i>Host: LSU</i>
May 21	South Alabama W, 4-2
May 22	Cal State Fullerton L, 8-0
May 23	LSU L, 7-3

1988 NCAA East Regional

<i>Site: Gainesville, Fla.</i>	<i>Host: Florida</i>
May 26	North Carolina State W, 1-0
May 27	Florida State L, 8-6
May 27	Florida L, 9-5

1987 NCAA South II Regional

<i>Site: New Orleans, La.</i>	<i>Host: New Orleans</i>
May 21	LSU L, 5-3
May 22	Cal State Fullerton L, 4-0

1986 NCAA South I Regional

<i>Site: Baton Rouge, La.</i>	<i>Host: LSU</i>
May 22	Louisiana Tech L, 11-5
May 23	Eastern Kentucky W, 16-6
May 24	Oklahoma W, 14-5
May 24	Louisiana Tech W, 9-4
May 26	LSU L, 7-6

1983 NCAA Central Regional

<i>Site: Austin, Texas</i>	<i>Host: Texas</i>
May 26	Mississippi State L, 4-2
May 27	Grambling W, 11-5
May 28	Texas L, 7-5

1982 NCAA South Regional

<i>Site: New Orleans, La.</i>	<i>Host: New Orleans</i>
May 28	New Orleans L, 7-5
May 29	Jackson State W, 11-5
May 30	New Orleans L, 5-4

1979 NCAA South Regional

<i>Site: Starkville, Miss.</i>	<i>Host: Mississippi State</i>
May 18	Murray State L, 5-3
May 19	Mississippi State L, 12-4



Of the 19 postseason appearances made by the Tulane baseball program in its history, Rick Jones has been at the helm of 12 of those teams, including Tulane's only two College World Series squads. Jones holds a record of 28-26 during postseason play.





LEBLANC

CARTHON

MASSEY

GIBAUT



**COACH
GAUTREAU**



COACH SUTTER



**COACH
HUNT**

2014 TULANE BASEBALL SCHEDULE

2/14	ARKANSAS-PINE BLUFF	6:30pm	3/30	at Marshall *	9:00am
2/15	ARKANSAS-PINE BLUFF	2:00pm	4/1	at Louisiana-Lafayette	6:00pm
2/15	ARKANSAS-PINE BLUFF	After Game 1	4/4	UTSA *	6:30pm
2/16	ARKANSAS-PINE BLUFF	1:00pm	4/5	UTSA *	2:00pm
2/18	NEW ORLEANS	6:30pm	4/6	UTSA *	12:00pm
2/21	at Louisiana Tech *	6:30pm	4/8	at SE Louisiana	6:00pm
2/22	at Louisiana Tech *	2:00pm	4/11	RICE *	6:30pm
2/23	at Louisiana Tech *	1:00pm	4/12	RICE *	2:00pm
2/25	at Nicholls State	6:00pm	4/13	RICE *	1:00pm
2/28	SACRED HEART	6:30pm	4/15	McNeese State	6:30pm
3/1	SACRED HEART	2:00pm	4/17	at Charlotte *	5:00pm
3/2	SACRED HEART	1:00pm	4/18	at Charlotte *	5:00pm
3/7	vs. Cal (at Cal)	9:00pm	4/19	at Charlotte *	11:00am
3/8	vs. Arkansas (at Cal)	3:30pm	4/22	at LSU	6:30pm
3/9	vs. San Francisco (site TBA)	1:00pm	4/25	WICHITA STATE	6:30pm
3/11	LOUISIANA-LAFAYETTE	6:30pm	4/26	WICHITA STATE	2:00pm
3/14	at East Carolina *	5:30pm	4/27	WICHITA STATE	1:00pm
3/15	at East Carolina *	1:00pm	4/29	NICHOLLS STATE	6:30pm
3/16	at East Carolina *	12:00pm	5/2	SOUTHERN MISS *	6:30pm
3/18	SE LOUISIANA	6:30pm	5/3	SOUTHERN MISS *	2:00pm
3/19	at New Orleans	6:30pm	5/4	SOUTHERN MISS *	1:00pm
3/21	MIDDLE TENNESSEE STATE *	6:30pm	5/6	SE LOUISIANA	6:30pm
3/22	MIDDLE TENNESSEE STATE *	2:00pm	5/9	at UAB *	6:30pm
3/23	MIDDLE TENNESSEE STATE *	1:00pm	5/10	at UAB *	2:00pm
3/25	LSU	6:30pm	5/11	at UAB *	1:00pm
3/28	at Marshall *	5:00pm	5/15	FLORIDA INTERNATIONAL *	6:30pm
3/29	at Marshall *	1:00pm	5/16	FLORIDA INTERNATIONAL *	6:30pm
3/30	at Marshall *	9:00am	5/17	FLORIDA INTERNATIONAL *	1:00pm

Conference USA Championship - May 21-25 - Hattiesburg, Miss.

NCAA Regionals - May 29-June 1

NCAA Super Regionals - June 5-8

College World Series - June 14-25

All Times Central

