










GETTING TO AND FROM NISSAN STADIUM

PARKING LOTS OPEN AT 7:00AM | NO PARKING LOT ENTRY AFTER HALFTIME | PARKING LOTS CLEARED BY 10:00PM



MAP KEY

-  RIDESHARE PICK-UP LOCATIONS
-  ADA DROP-OFF LOCATION
-  PEDESTRIAN ROUTES TO DOWNTOWN
-  WEGO BUS STOP
-  TIGER TOWN TAILGATE
-  VENDOR VILLAGE
-  PRE-PAID PARKING CHECK
HAVE PASS READY TO CHECK

STUDENT ENTRANCE

3

FAN ENTRANCE

6 8 9



BEST ROUTES

PARKING LOTS OPEN AT 7:00AM
NO PARKING LOT ENTRY AFTER HALFTIME
PARKING LOTS CLEARED BY 10:00PM



PRE-PAID PARKING
ARROWS INDICATE ENTRANCE



DAY OF PARKING - LOT N
ARROWS INDICATE ENTRANCE



PRE-PAID PARKING CHECK
HAVE PASS READY TO CHECK



INTERNAL ROADS
MUST HAVE PRE-PAID PARKING TO ACCESS



BEST ROUTE FROM JEFFERSON ST.
JEFFERSON ST. > SPRING ST. > S 5TH ST. > SHELBY AVE.



BEST ROUTE FROM DOWNTOWN





STUDENT SHUTTLE ROUTE



PICK UP CAMPUS CENTER AIRPLANE



DROP OFF NISSAN STADIUM GATE 3

- PRE-GAME - SHUTTLE STARTS RUNNING AT 2:30PM
- PRE-GAME - LAST RUN FROM CAMPUS TO NISSAN AT 5:00PM
- END OF GAME - SHUTTLES RETURN TO CAMPUS AT THE END OF THE GAME
- NO FREE STUDENT PARKING AT NISSAN
- TSU STUDENTS USE THEIR TSU ID TO GET IN AT GATE 3 THE STUDENT ENTRANCE

HOMECOMING MAP

