

Table of Contents

Coaching Records.....1
 All-Americans.....1
 Truman Athletics Hall of Fame.....2
 Bulldogs In The Pros2
 All-Conference/Regional Awards3-4
 Conference Championships5
 Postseason Appearances.....5
 Individual Game Records6-7
 Team Game Records8
 Opponent Individual & Team Game Records9
 Individual Season Records 10-11
 Team Season Records 12-13
 Individual Career Records 14-15
 Year-By-Year Stats 16
 Yearly Leaders 17-19
 All-Time Scores 20-27
 Series Records 28
 Letterwinners..... 29
 Post Season Recaps..... 30-31
 NCAA Final Four 32-35
 Harry Gallatin..... 36


Coaching Records

Coach	Years	Won	Lost	Pct.
H.L. McWilliams (1919-25)	6	44	37	.543
Don Faurot (1925-34)	9	92	74	.554
Chauncy Simpson (1934-35)	1	6	6	.500
H. George Wells (1935-38)	3	20	35	.364
Malcolm Eiken (1938-43)	5	51	43	.543
Vincent Gehringer (1944-45)	1	3	5	.375
James Dougherty & Delbert Maddox (1945-46)	1	2	12	.143
Boyd King (1946-71)	25	379	200	.655
Williard Sims (1971-95)*	24	310	335	.481
Jack Schrader (1995-2011)	16	165	274	.375
Matt Woodley (2011-2014)	3	38	44	.463
Chris Foster (2014-2018)	4	83	40	.675
Jeff Horner (2018-Present)	4	77	36	.681
Totals	102	1270	1141	.527


All-Americans




Jack Beck
 1954-55 (NAIA First Team All-America)
 Scored 1,116 points, including 528 during the 54-55 season that helped the Bulldogs capture the MIAA title and advanced to the second round of the NAIA National Tournament.




Larry Swift
 1960-61 (UPI First Team All-America)
 Scored 1,329 career points and held the career mark for best scoring average with 20.1 over three seasons (now fourth best). Was career rebounding leader with 821 (now tied for fifth). He was named to the UPI Third Team All-America following the 1959-60 season.




Scott Matthews
 1993-94 (Don Hansen Basketball Gazette All-America Honorable Mention)
 Set (then) Truman single-game record with 43 points against Emporia State that season and scored 533 points (fifth best) while averaging 22.2 points per game in his only season with the Bulldogs.



Cory Parker
 1998-99/1999-00 Division II Bulletin All-America Honorable Mention
 A four-time All-MIAA performer, holds Truman career scoring mark with 1,835 points and second in rebounds with 955. Led the Bulldogs to the 1999 NCAA Division II Final Four.



Jason Ramthun
 1999-00 Successful Farming All-America Farm Team Honorable Mention
 Averaged 13.8 points in 26 games during his senior season, shot 47% from the field, including 40 three-pointers while dishing out 45 assists. Played in 111 games over four years with 1,151 career points.



Mike Carlson
 2013-14 (NABC, Daktronics - Third Team)
 The GLVC Co-Player of the year and all-region performer averaged 21.3 points and 7.2 rebounds per game as a senior and shot 54.4 percent from the floor. He scored 575 points this season, marking the third-highest single-season total in Truman history. Scored a career- and program- single-game high 48 points against Missouri S&T on Jan. 30, 2014.



Cade McKnight
 2020-21 NABC, 2021-22 NABC
 McKnight was named GLVC Player of the Year as he averaged 18.1 ppg and led the Bulldogs to a 20-3 record and Elite Eight berth. Was named MVP of the Midwest Regional in the 2020-21 season.
 During the 2021-22 season, McKnight was named First Team All-GLVC and he averaged a career high 19.2 points per game.

Truman Athletics Hall of Fame



The Truman Athletics Hall of Fame began in 1983 and honors former great Bulldogs throughout the history of the athletics program.

There are 64 former men's basketball players inducted into the hall including the 1946-47 team, the 1998-99 team and the 1978-79 team.

The 46-47 squad, led by Harry Gallatin and coached by Boyd King, finished the season with a 30-2 record, the most wins in school history. The team was inducted in 2007.

The 1998-99 team reeled off 15 straight wins to win the MIAA post-season tournament, the NCAA South Central Region and advanced all the way to the NCAA Final Four. The team finished 26-7 and was coached by Jack Schrader. The team was inducted in 2009.

The 1978-79 team won the MIAA regular season championship with a 9-3 record and posted a 20-8 overall mark. Up until that season, it was only the third 20-win campaign in school history and prior to the 2016-17 team, held the school record for points per game at 86.4. Head coach, Willard Sims, led the team to a No. 7 NCAA ranking and the NCAA South Central regional in Thibodaux, Louisiana. That squad was inducted in 2017.

Alexander, Ralph	1985
Ausmus, Bill	1990
Barton, Willie	1984
Bartow, Gene	1987
Bigsby, Frank	1992
Bohmback, Clifford	1987
Bussard, Terry	1991
Cafer, Glenn	1990
Cavanah, Ralph	1984
Clinton, Wayne	1989
Craig, Levi	1983
Craig, Orval	1983
Curtright, Guy	1984
Dabney, Horse	1986
Dodd, Earl	1987
Dougherty, James	1983
Erzen, Richard	1995
Faurot, Don	1983
Gallatin, Harry	1984
Germain, Jerry	1991
Gourley, Darrel	1989
Grossnickle, Shag	1984

Hammock, Jack	1990
Hatcher, Earl	1985
King, Boyd	1983
Lawrence, Robert	1990
Lewis, Robert	1990
Maack, Richard	1987
Maddox, Del	1984
McArtor, Trusten	1988
McPike, Milton	1984
McWilliams, HL	1984
Merritt, Donald	1989
Noble, Carl	1983
Ozug, Paul	1993
Parker, Cory	2014
Parsons, Donald	1986
Perry, Earl	1989
Petree, Leo	1991
Pink, Ralph	1988
Protiva, Harold	1985
Roark, Robert	1987
Schieppe, Steve	2008
Semanek, John	1991

Shores, John	1986
Simmons, John	1985
Simpson, Chauncey	1989
Sims, Willard	1986
Smith, Lee	1997
Sooter, Windorf	1993
Sterrett, Ralph	1992
Stickler, R.O.	1987
Stock, Bill	1990
Streeter, James	1986
Swift, Larry	1985
Sylvara, Red	1987
Taylor, David	1989
Tewell, Roy	1996
Towers, Orville	1987
Troester, Carl	1987
Walmsley, HA	1994
Wesley, Johnnie	1993
Whalen, Paul	1992
Winslow, David	1992

Bulldogs In The Pros

Eighteen former Bulldogs have had stints with professional clubs after playing on the hardwood for the Purple and White.

Brian Brown, a key member of the 1999 Final Four team, played with the Baerums Verk Defenders of the Norwegian Professional league.

Chris Carlson, who performed with Wesley and Winslow on the 1980-81 team, played several years in New Zealand before becoming an assistant coach on the college level.

Mike Carlson, averaged 26.1 points playing for South West Metro in Australia's major league in 2014 then signed to play with the Spanish club CB Clavijo in the fall of 2014 (2014-16). He was then with Gipuzkoa Basket (2016-17, 21-) and Oviedo Club Baloncesto (2017-18) of Spain before Latina Basket of Italy (2018-19) and Caserta (2019-20).

Harry Gallatin logged a distinguished career with the New York Knicks and Detroit Pistons. He is a member of the Truman and NBA Athletic Halls of Fame and had his No. 44 Bulldog jersey retired in 2001. (see page 36)

Jimmy Gooden, a Bulldog in 1984-85 and 1985-86, played several years for Atlanta in the 6-4-and-under league. He also performed in the Continental and World Basketball Leagues.

Ved Green, a 1977-78 and 1978-79 center for Truman, played one year for Kalmar, Sweden, a team in one of the European Professional

Leagues.

Erik Hansen, who finished his four-year campaign for Truman in the 1986-87 season, played on the professional level in his native Norway.

Steve Horton, who finished his career for the 'Dogs in 1995, played in Mallorca, Spain, in the EBA League. He played his final season with Murcia, Spain.

Seth Jackson, who finished his career for Truman in 2015, signed to play with BC Balkin in Botevgrad, Bulgaria in the fall of 2015. In the winter of 2016, Jackson signed to play with Vllaznia Shkodra in Shkoder, Albania.

Milous Meadows, who ended his career in 1984-85, played several years in Holland.

Cory Parker, Truman's all-time scoring leader, played with the Kongsberg Penguins of the Norwegian Professional League. Parker, who was coached by former Truman head coach Willard Sims, was all-league in his first season overseas.

Charles Rose, who performed for the Bulldogs in 1974-75 and 1975-76, played several years for Coburg in the Australian National Basketball League.

Steve Schieppe, the No. 2 career scorer for the Bulldogs, played and coached one year for Gimle, a team in the Norwegian professional league, after finishing his college career in

1990-91.

Les Selvage performed for Anaheim of the American Basketball Association. He held the ABA single-game record for the most three-point baskets (10) and the most attempts at three-point baskets (26) in a game. Selvage died in 1991.

Lee Smith played in the Mexican Professional League in 1974 after performing for the 'Dogs the two previous campaigns. He was a 1997 Truman Hall of Fame inductee.

Brodrick Thomas, the single season scoring record leader as of the end of his career in 2020, signed with the Houston Rockets as an undrafted free agent in the fall of 2020. He has also played for the Cleveland Cavaliers and Boston Celtics.

Johnnie Wesley, a second team all-America in 1981-82 for the Bulldogs, died in a 1989 automobile accident in Australia, where he had played professional basketball several years. He also performed on the hardwoods in Spain after his playing days at Truman. Wesley, 18th on the Truman all-time scoring list, was inducted posthumously into the Truman Hall of Fame in 1993.

David Winslow, a Truman all-America, played with Adelaide City of the Australian League until 1989 when he returned to the states. Winslow, the school career scoring leader until 1993, was inducted into the Truman Hall of Fame in 1992.

TRUMAN ALL-CONFERENCE PICKS

1926-27 Levi Craig, Forward (First Team)
Orval Craig, Guard (First Team)

1927-28 Orval Craig, Guard (First Team)

1928-29 Orval Craig, Guard (First Team)

1930-31 William Barton, Guard (First Team)

1932-33 Guy Curtright, Forward (First Team)

1933-34 Guy Curtright, Forward (First Team)

1938-39 George Nelmark, Forward (First Team)

1940-41 John Shores, Center (First Team)

1941-42 John Shores, Center (First Team)

1946-47 Earl Dodd, Forward (First Team)
Harry Gallatin, Center (First Team)

1947-48 Earl Dodd, Forward (First Team)
Harry Gallatin, Center (First Team)
Robert Lewis, Guard (First Team)

1949-50 Earl Perry, Guard (First Team)

1950-51 Earl Perry, Guard (First Team)

1951-52 Willard Sims, Guard (First Team)

1953-54 Willard Sims, Guard (First Team)

1954-55 Jack Beck, Forward (First Team)
Richard Maack, Guard (First Team)

1955-56 William Ausmus, Forward (First Team)
Richard Maack, Guard (First Team)
Donald Parsons, Center (First Team)

1956-57 Donald Parsons, Forward (First Team)

1957-58 Roy Tewell, Guard (First Team)
Jerry Burditt (Second Team)

1958-59 Larry Swift, Forward (First Team)
Roy Tewell (Second Team)
Jerry Burditt (Second Team)

1959-60 Larry Swift, Forward (First Team)
Jerry Burditt, Guard (First Team)

1960-61 Larry Swift, Forward (First Team)
Ralph Sterritt (Second Team)

1961-62 Milton McPike, Guard (First Team)
Jerry Germain (Second Team)

1962-63 Lester Selvage, Guard (First Team)

1963-64 Floyd McMillon (Second Team)

1964-65 Wayne Clinton, Guard (First Team)
Floyd McMillon, Forward (First Team)

1965-66 Dave Taylor (Second Team)

1966-67 Dave Wild (Second Team)

1967-68 Paul Ozug, Forward (First Team)

1968-69 Claude Wilson (Second Team)

1970-71 Charles Currie, Center (First Team)
Claude Wilson, Forward (First Team)
Lou Gregory (Hon. Mention)

1971-72 Lou Gregory (Second Team)
Greg Scott (Second Team)
Mark Seip (Hon. Mention)

1972-73 Lou Gregory (Second Team)
Lee Smith (Hon. Mention)

1973-74 Lee Smith, Center (First Team)
Dan DeMartin (Hon. Mention)
Bob Young (Hon. Mention)

1974-75 Dan DeMartin, Guard (First Team)
Scott Bobysud (Second Team)
Charles Rose (Hon. Mention)
Jim Blaydes (Hon. Mention)

1975-76 Charles Rose, Forward (First Team)
Scott Bobysud (Second Team)
Bob Young (Hon. Mention)

1976-77 Bob Young (Second Team)
Angelo Herman (Hon. Mention)
Rocky Moore (Hon. Mention)
Terry Bussard (Hon. Mention)

1977-78 Ved Green, Forward (First Team)
Angelo Herman, Forward (First Team)
Terry Bussard (Hon. Mention)
Mark Sanders (Hon. Mention)

1978-79 Ved Green, Forward (First Team)
Terry Bussard, Guard (First Team)
David Winslow (Hon. Mention)
Mark Sanders (Hon. Mention)
Matt Maddox (Hon. Mention)
Bill Woodall (Hon. Mention)

1979-80 David Winslow, Forward (First Team)
Ossie Cobb (Hon. Mention)
Jaffee Woolfork (Hon. Mention)

1980-81 David Winslow, Forward (First Team)
Leroy Carter (Second Team)
Johnnie Wesley (Hon. Mention)
Chris Carlson (Hon. Mention)
Mark Campbell (Hon. Mention)
Kent Hackamack (Hon. Mention)

1981-82 Johnnie Wesley, Forward (First Team)
Leroy Carter (Second Team)
Garry Bussard (Hon. Mention)
Mark Campbell (Hon. Mention)
James Hutcherson (Hon. Mention)

1982-83 Mark Campbell (Second Team)
James Hutcherson (Second Team)
Garry Bussard (Hon. Mention)

1983-84 Mark Campbell (Hon. Mention)
Milous Meadows (Hon. Mention)

1984-85 Milouis Meadows (Second Team)
Jimmy Gooden (Second Team)
Greg Gordon (Second Team)

1985-86 Jimmy Gooden (Second Team)
Steve Liford (Second Team)
Jerry Puryear (Hon. Mention)

1986-87 Dan Storck (Second Team)
Erik Hansen (Hon. Mention)

1987-88 Steve Liford (Second Team)
Glenn Jacobs (Hon. Mention)
Dan Storck (Hon. Mention)
Steve Schieppe (Hon. Mention)

1988-89 Steve Schieppe (Second Team)
Mike Stenger (Hon. Mention)
Elvind Gronli (Hon. Mention)
Glenn Jacobs (Hon. Mention)

1989-90 Justin Matthews (Hon. Mention)
Boyd Printy (Hon. Mention)
Steve Schieppe (Hon. Mention)
Mike Stenger (Hon. Mention)

1990-91 Steve Schieppe (Second Team)
Boyd Printy (Hon. Mention)
Justin Matthews (Hon. Mention)

1993-94 Scott Matthews, Guard (First Team)
Steve Horton (Hon. Mention)

1994-95 Brian Basich, Guard (First Team)
Steve Horton (Second Team)
Bill Eckholm (Hon. Mention)
Xavi Cargol (Hon. Mention)
Brian Vandehey (Hon. Mention)

1995-96 Brian Basich (Second Team)
Cory Parker (Hon. Mention)
Paul Taylor (Hon. Mention)

1996-97 Jimmy O'Donnell (Hon. Mention)
Tim Reuschel (Hon. Mention)

1997-98 Cory Parker, Forward (First Team)
Jimmy O'Donnell (Hon. Mention)
Cory Parker, Forward (First Team)

1998-99 Jason Reinberg, Forward (First Team)
Brian Brown (Hon. Mention)

1999-00 Cory Parker, Forward (First Team)
Jason Reinberg (Hon. Mention)

2000-01 Brian Brown (Hon. Mention)

2002-03 Matt Beran (Hon. Mention)

2003-04 Matt Beran (Hon. Mention)

2004-05 Andy Calmes (Hon. Mention)
Chip Sodemann (Hon. Mention)

2005-06 Andy Calmes, Forward (First Team)
Chip Sodemann (Second Team)
Derek Lindsey (Hon. Mention)
Chip Sodemann (All-Defensive)

2006-07 Andy Calmes (Second Team)
Nick Certa (Second Team)
Andy Calmes (All-Tournament)

2007-08 Nick Certa (Hon. Mention)

2010-11 Alex Henderson (Hon. Mention)
Ethan Freeman (Third Team)

2011-12 Seth Jackson (Hon. Mention)
Tom Norton (Hon. Mention)

2012-13 Mike Carlson (Third Team)
Tom Norton (Hon. Mention)
Seth Jackson (Hon. Mention)

2013-14 Mike Carlson (First Team)
Reed Mells (Second Team)
Seth Jackson (Second Team)

2014-15 Seth Jackson (First Team)
Reed Mells (First Team)
Reed Mells (All-Defensive)
Cory Myers (All-Defensive)

2015-16 Cory Myers (First Team)
Cory Myers (All-Defensive)
Kyle Kanaskie (Second Team)
Cole Myers (Second Team)
Dwight Sistrunk, Jr. (All-Defensive)

2016-17 Cory Myers (First Team/Sportsmanship)
Connor Erickson (Second Team)
Jake Velky (Second Team)

2017-18 Zach Fischer (First Team/Sportsmanship)
Brodric Thomas (First Team/All-Defensive)
Jake Velky (First Team)
Team (Sportsmanship)

2018-19 Brodrick Thomas (First Team/All-Defensive)
Cade McKnight (Freshman of the Year/
Second Team/All-Freshman Team)
Taurin Hughes (Sportsmanship)

2019-20 Brodrick Thomas (First Team, POTY)

2020-21 Cade McKnight (Second Team)
Cade McKnight (First Team, POTY)
Turner Scott (First Team)
Dylan Peeters (Second Team)

2021-22 Cade McKnight (First Team)
Masen Miller (First Team)
Elijah Hazekamp (Second Team)

Second Team since 1957, Honorable Mention started in 1968-69.

MIAA FRESHMAN OF THE YEAR

1987-88 Steve Schieppe *

1988-89 Elvind Gronli *

1992-93 Brian Basich *
Tim Reuschel *

1994-95 Paul Taylor

2003-04 Grant Agbo

2011-12 Seth Jackson

* Named to the All-Freshman team before Freshman of the Year award began.

GLVC FRESHMAN OF THE YEAR

2020-21 Masen Miller

CONFERENCE PLAYERS OF THE YEAR

1979-80 Terry Bussard - MIAA

2013-14 Mike Carlson - GLVC (co-player)

2019-20 Brodrick Thomas - GLVC

2020-21 Cade McKnight - GLVC

CONFERENCE PLAYERS OF THE WEEK

1993-94 Scott Matthews (2/28/94)

1994-95 Brian Basich (11/28/94)

1997-98 Cory Parker (12/15/97)

1998-99 Cory Parker (2/22/99)

1999-00 Cory Parker (1/3/00)

2005-06 Andy Calmes (1/9/06)
Andy Calmes (2/20/06)

2007-08 Banks Estridge (12/17/07)
Nick Certa (1/14/08)

2012-13 Mike Carlson (11/13/12)

2013-14 Mike Carlson (1/20/14)
Reed Mells (2/10/14)
Mike Carlson (3/3/14)

2014-15 Seth Jackson (12/8/14)
Seth Jackson (2/2/15)

2016-17 Cory Myers (1/23/17)
Connor Erickson (2/20/17)

2017-18 Zach Fischer (11/13/17)
Zach Fischer (1/15/18)
Zach Fischer (2/26/18)

2019-20 Brodrick Thomas (11/25/2019)
Brodric Thomas (12/2/2019)
Brodric Thomas (1/27/2020)
Brodric Thomas (2/10/2020)

2020-21 Dylan Peeters (12/14/2020)

2021-22 Cade McKnight (11/15/2021)
Elijah Hazekamp (1/3/2022)
Cade McKnight (11/31/2022)

GLVC ALL-TOURNAMENT TEAM

2016-17 Cory Myers

2017-18 Brodrick Thomas
Jake Velky

2019-20 Brodrick Thomas (MOP)
Cade McKnight
Cade McKnight

2020-21 Cade McKnight

ALL-REGION SELECTIONS

1990-91 Steve Schieppe (NABC 2T)

1993-94 Scott Matthews (NABC 1T)

1994-95 Brian Basich (NABC 2T)

1997-98 Cory Parker (NABC 2T/Daktronics 2T)

1998-99 Cory Parker (NABC 2T/Daktronics 1T)
Jason Reinberg (Daktronics 2T)

1999-00 Cory Parker (NABC 2T/Daktronics 1T)

2013-14 Mike Carlson (NABC 1T/Daktronics 1T)

2014-15 Seth Jackson (NABC 2T/Daktronics 2T)

2017-18 Zach Fischer (D2CCA 1T)

2019-20 Brodrick Thomas (D2CCA 2T)

2020-21 Cade McKnight (NABC 1T)

2021-22 Cade McKnight (D2CCA 1T)

MIAA COACH OF THE YEAR

1993-94 Willard Sims

1994-95 Willard Sims

1998-99 Jack Schrader (co-coach)
2005-06 Jack Schrader

2020-21 **GLVC COACH OF THE YEAR**
 Jeff Horner

1993-94 **NABC SOUTH-CENTRAL COACH OF THE YEAR**
 Williard Sims
1994-95 Williard Sims
2005-06 Jack Schrader

COSIDA ACADEMIC ALL-AMERICA

1976-77 Matt Maddox (Hon. Mention)
1976-77 Bill Miller (Hon. Mention)
1977-78 Bill Woodall (Fifth Team)
1978-79 Matt Maddox (Fourth Team)
1983-84 Mark Campbell
1997-98 Jason Reinberg (Third Team)
1998-99 Jason Reinberg (First Team)
1999-00 Jason Reinberg (First Team)
2010-11 Alex Henderson (Third Team)
2017-18 Zach Fischer (First Team)
2021-22 Cade McKnight (First Team)

COSIDA ACADEMIC ALL-DISTRICT

1991-92 Justin Matthews
1993-94 Xavi Cargol
1997-98 Jason Reinberg (First Team)
1998-99 Jason Reinberg (First Team)
1999-00 Jason Reinberg (First Team)
2000-01 Mike Peterson (Second Team)
 Mike Peterson (First Team)
 Jiri Mikl (Second Team)
2001-02 Jiri Mikl (Third Team)
2002-03 Matt Beran (Second Team)
 Jiri Mikl (Third Team)
2003-04 Matt Beran (First Team)
 Aaron Mueller (Second Team)
2009-10 Alex Henderson (First Team)
2016-17 Cory Myers (First Team)
2017-18 Zach Fischer (First Team)
2021-22 Cade McKnight (First Team)

MIAA PRESIDENTIAL SCHOLARS

1997-98 Jason Reinberg
1998-99 Jason Reinberg
1999-00 Jason Reinberg
 Jiri Mikl
2000-01 Jiri Mikl
 Shawn Guethle
2001-02 Shawn Guethle
 Brett Werenski

ACADEMIC ALL-MIAA

1991-92 Justin Matthews
 Randy Brock
1992-93 Todd McCubbin
 Travis Snelling
1993-94 Tim Reuschel
 Xavi Cargol
1994-95 Xavi Cargol
1995-96 Tim Reuschel
 Paul Taylor
1996-97 Tim Reuschel
1998-99 Jason Reinberg
1999-00 Jason Reinberg
2003-04 Matt Beran
2010-11 Alex Henderson

After the 1996-97 season, candidates were required to have earned all-MIAA recognition athletically to be eligible

COMMISSIONERS' ACADEMIC HONOR ROLL

1997-98 Kevin Eulinger, Andy Guethle, Jimmy O'Donnell, Jason Reinberg
1998-99 Peter Aydt, Chris Foulk, Andy Guethle, Mike Peterson, Jason Ramthun, Jason Reinberg, Jason Ward
1999-00 Peter Aydt, A.J. Crum, Andy Guethle, Mike Peterson, Jason Reinberg, Jason Ward
2000-01 Peter Aydt, Adam Meyer, Jiri Mikl, Mike Peterson
2001-02

Matt Beran, Scott Coykendall, Cory Long, Jiri Mikl, Aaron Mueller, Jeff Neppel

2002-03 Matt Beran, Jiri Mikl, Aaron Mueller, Jeff Neppel
2003-04 Matt Beran, Matt Brock, Aaron Mueller, Gavin Welker

2004-05 Matt Brock, Chip Sodemann, Gavin Welker
2005-06 Matt Brack, Nick Certa, Gavin Welker

2006-07 Nick Certa, Banks Estridge, Ryan Robinson, Matt Taylor
2007-08 Nick Certa, Josias Flynn, Todd Kulage, Ryan Robinson

2009-10 Matt Taylor, Alex Henderson, Andrew James, David Scott, Tom Norton, Matt Patterson

2010-11 Marek Bush, Mike Carlson, Isaac Gardner, Alex Henderson, Andrew James, Tom Norton, Matt Patterson, David Scott, Pat Sodemann

2011-12 Tyler Anderson, Patrick Burmester, Marek Bush, Isaac Gardner, Dominic Kacich, Matt Patterson, Pat Sodemann, Nick Sromer, Andrew Vander Zwaag

2012-13 Patrick Burmester, Marek Bush, Connor Erickson, Isaac Gardner, Dominic Kacich, Cole Myers, Cory Myers, Matt Patterson, Andrew Vander Zwaag

ACADEMIC ALL-GLVC

2013-14 Patrick Burmester, Billy Daniel, Isaac Gardner, Dominic Kacich, Cole Myers, Andrew Vander Zwaag

2014-15 Patrick Burmester, Billy Daniel, Zach Fischer, Isaac Gardner, Andrew Vander Zwaag

2015-16 Billy Daniel, Zach Fischer, Taurin Hughes, Jacob Socha, Andrew Vander Zwaag

2016-17 Billy Daniel, Cory Myers, Zachary Fischer, Tanner Zeil, Alex McQuinn, Nikola Pesic, Turner Scott, Jake Velky, Connor Lussos

2017-18 Nikola Pesic, Alex McQuinn, Turner Scott, Collin Hill, Zach Fischer, Connor Lusso, Tanner Zeil, Cade McKnight

2018-19 Collin Hill, Taurin Hughes, Cade McKnight, Alex McQuinn, Jacob Messer, Turner Scott

2019-20 Cade McKnight, Ben Cooper, Collin Hill, Alex McQuinn, Jake Messer, Keaton Mitchell, Sam Nissen, Wale Odafin, Dylan Peeters, Mark Rogers, Turner Scott, Tanner Zeil

2020-21 Cade McKnight, Masen Miller, Ben Cooper, Owen Coburn, Devin Fields, Elijah Hazekamp, Alex McQuinn, Jake Messer, Keaton Mitchell, Josh Ollendieck, Dylan Peeters, Turner Scott

2021-22 Cade McKnight, Ben Cooper, Joe Knutson, Masen Miller, Keaton Mitchell, Sam Nissen, Josh Ollendieck, Trey Shearer

GLVC COUNCIL OF PRESIDENTS' ACADEMIC EXCELLENCE AWARD

2014-15 Patrick Burmester

2015-16 Andrew Vander Zwaag

2016-17 Billy Daniel

2017-18 Zach Fischer

2021-22 Cade McKnight

GLVC SCHOLAR-ATHLETE OF THE YEAR

2016-17 Cory Myers


2017-18 Zach Fischer

2021-22 Cade McKnight

MIAA STUDENT ATHLETE OF THE YEAR

KEN B. JONES AWARD

1999-2000



Jason Reinberg was named the Ken B. Jones Student-Athlete of the Year by the MIAA following the 1999-2000 Academic Year.

Reinberg was a first-team All-MIAA selection following his junior season as the Bulldogs marched to the NCAA Division II Final Four and was an honorable mention choice after his senior season. He finished as the only Bulldog at the time to rank in the school's career top-five for scoring (1,429 points), rebounds (915), assists (320) and free throws (343). He scored in double-figures 80 of his 114 games played and had 33 career double-doubles.

Off the court, Reinberg graduated with a perfect 4.0 GPA while majoring in biology. He was a three-time College Sports Information Director Academic All-American, earning two first-team honors. He was an NCAA Post-graduate Scholarship recipient and a finalist for the NCAA Walter Byers Scholarship.

Reinberg was the last Bulldog to wear the #44 as the number was permanently retired in honor of not only Reinberg's accomplishments but was the number of the only Bulldog NBA Hall of Famer Harry Gallatin.

Conference Championships

Truman was a member of the Missouri/Mid-America Intercollegiate Athletics Association from 1912-2013 and won eleven regular season MIAA championships and three postseason conference titles. Beginning in 2013, Truman competes in the Great Lakes Valley Conference.

Year	Record
1926-27.....	8-4*
1946-47.....	9-1
1947-48.....	10-0
1954-55.....	9-1
1955-56.....	8-2
1956-57.....	8-2*
1959-60.....	9-1
1970-71.....	9-3
1978-79.....	9-3
2019-20.....	16-4*
2020-21.....	18-1

*Shared Title

Tournament Championships

1980-81
1998-99
2019-20

Post Season Appearances

1946-47 (NAIB Tournament)
1947-48 (NAIB Tournament)
1954-55 (NAIA Tournament)
1955-56 (NAIA Tournament)
1959-60 (NCAA College Div.)
1970-71 (NCAA College Div.)
1978-79 (NCAA Division II)
1980-81 (NCAA Division II)
1998-99 (NCAA Division II)
2005-06 (NCAA Division II)
2016-17 (NCAA Division II)
2017-18 (NCAA Division II)
2019-20 (NCAA Division II--cancelled due to covid-19 pandemic)
2020-21 (NCAA Division II)
2021-22 (NCAA Division II)

Individual Single Game Records

Most points

1. 48	Carlson, Mike	Missouri S&T	1/30/14
2. 43	Matthews, Scott	Emporia State	1/8/94
3. 42	Liford, Steve	Southwest Baptist	1/25/88
42	Jackson, Seth	Drury	1/29/15
5. 40	Carlson, Mike	Quincy	2/27/14
6. 39	Bobysud, Scott	St. Ambrose	12/15/75
7. 38	Selvage, Les	Central Missouri	2/11/63
38	Swift, Larry	Western Illinois	1/27/61
9. 37	Carlson, Mike	Quincy	12/7/13
37	Liford, Steve	Central Methodist	1/2/88
37	Winslow, David	St. Mary's College	12/15/79

Field goals made

1. 17	Carlson, Mike	Missouri S&T	1/30/14
17	Selvage, Les	Northwest Missouri	12/19/63
3. 16	Matthews, Scott	Emporia State	1/8/94
16	Swift, Larry	Western Illinois	1/27/61
16	Wesley, Johnnie	Grand View	1/27/81
16	Thomas, Brodrick	Missouri S&T	1/11/18
7. 15	Clinton, Wayne	Rockhurst	2/16/65
15	DeMartin, Dan	John Kennedy	2/25/75
15	Green, Ved	Central Missouri	2/11/78
15	Green, Ved	Southeast Missouri	2/20/78
15	Liford, Steve	Southwest Baptist	1/25/88
15	Swift, Larry	Central Missouri	2/5/60
15	Winslow, David	St. Mary's College	12/15/79

Field goals attempted

1. 33	Liford, Steve	Southwest Baptist	1/25/88
2. 30	Thomas, Brodrick	Missouri S&T	1/11/18
3. 29	Selvage, Les	Northwest Missouri	12/19/63
29	Young, Bob	Missouri S&T	1/17/77
5. 28	Schieppe, Steve	Missouri Baptist	12/9/89
28	Wesley, Johnnie	Grand View	1/27/81
7. 26	Green, Ved	Central Missouri	2/11/78
26	Liford, Steve	Northwest Missouri	2/12/86
26	Woolfork, Jaffee	Southeast Missouri	2/18/80
10. 25	Cargol, Xavi	Emporia State	1/23/93
25	Clinton, Wayne	Rockhurst	2/16/65
25	Storck, Dan	Marycrest	11/29/86

Field goal percentage (8 made)

1. 1.000	Sistrunk Jr., Dwight	Missouri S&T	1/28/17	9-9
1.000	Erickson, Connor	Central Christian	12/31/16	8-8
3. .917	McKnight, Cade	Rockhurst	11/29/18	11-12
4. .909	Fischer, Zach	Iowa Wesleyan	12/30/17	10-11
5. .900	Calmes, Andy	Missouri Western	2/16/05	9-10
.900	Calmes, Andy	Robert Morris-Springfield	11/30/05	9-10
7. .889	Agbo, Grant	at Southwest Baptist	12/10/05	8-9
.889	Anderson, Tyler	Central Christian	11/19/12	8-9
.889	Fandja, Patrick	Emporia State	2/27/08	8-9
.889	Freeman, Ethan	Nebraska-Omaha	2/14/09	8-9
.889	Glosier, Adam	Central Christian	12/02/02	8-9
.889	Vander Zwaag, Andrew	Quincy	2/25/16	8-9
.889	McKnight, Cade	McKendree	1/25/20	8-9
.889	McKnight, Cade	Rockhurst	3/6/20	8-9
.889	Miller, Masen	Cent. Christian CoB	12/11/21	8-9

3-point field goals made

1. 10	Gardner, Isaac	Hannibal-LaGrange	2/13/12
2. 9	Gronli, Eivind	Quincy	12/17/88
9	Norton, Tom	Nebraska-Kearney	1/24/13
9	Schieppe, Steve	Central Missouri	2/3/88
9	Vander Zwaag, Andrew	Illinois Springfield	1/9/16
6. 8	Hughes, Taurin	Cedarville	11/10/18
8	Myers, Cory	Missouri S&T	2/26/17
8	Velky, Jake	at McKendree	1/7/17
8	Norton, Tom	Central Oklahoma	1/10/13
8	Norton, Tom	Missouri Southern	1/21/12
8	Norton, Tom	Northwest Missouri	2/15/12
8	Schieppe, Steve	Quincy	1/14/89
8	Myers, Cole	Wisconsin-Parkside	2/11/16

3-point field goals attempted

1. 18	Liford, Steve	Eureka	11/20/87
18	Norton, Tom	Nebraska-Kearney	1/24/13
3. 16	Gardner, Isaac	Central Christian	11/19/12
16	Gronli, Eivind	Southeast Missouri	1/28/89
16	Huppe, Mark	Missouri S&T	1/23/02
6. 15	Gronli, Eivind	Missouri-St. Louis	2/4/89
15	Norton, Tom	Missouri Southern	1/21/12
15	Schieppe, Steve	Central Missouri	2/3/88
9. 14	Velky, Jake	Missouri S&T	1/28/17
14	Basich, Brian	Southwest Baptist	12/5/95
14	Basich, Brian	Washburn	3/1/95
14	Gardner, Isaac	Hannibal-LaGrange	2/13/12
14	Norton, Tom	Missouri Western	2/18/12
14	Owen, Nathan	at Pittsburg State	2/24/01
14	Printy, Boyd	Hampton	11/18/89
14	Printy, Boyd	St. Olaf	11/30/91
14	Schieppe, Steve	Central Methodist	12/11/90

3-point FG percentage (6 made)

1. 1.000	Gardner, Isaac	Southwest Baptist (Mo.)	12/07/11	6-6
1.000	Mikl, Jiri	Culver-Stockton	12-10-01	7-7
1.000	Printy, Boyd	Southeast Missouri	2/10/90	6-6
4. .889	Myers, Cole	Wisconsin-Parkside	2/11/16	8-9
5. .875	Carlson, Mike	at Northwest Missouri	3/02/13	7-8
.875	Guethle, Andy	Southwest Baptist	2/10/99	7-8
.875	Vander Zwaag, Andrew	Quincy	2/25/16	7-8
8. .857	Myers, Cory	Central Methodist	12/6/16	6-7
.857	Velky, Jake	at Lincoln	11/26/16	6-7
.857	Lindsey, Derek	at Northwest Missouri	1/19/05	6-7
.857	Matthews, Scott	Central Missouri	1/22/94	6-7
.857	Miller, Masen	Cent. Christian CoB	12/11/21	6-7

Free throws made

1. 25	Ausmus, Bill	Northwest Missouri	12/12/55
25	Jackson, Seth	at Drury	1/29/15
3. 19	Carlson, Mike	Illinois Springfield	1/9/14
4. 16	Parker, Cory	Missouri Western	1/6/99
16	Taylor, Paul	Emporia State	1/4/96
16	Jackson, Seth	at Kentucky Wesleyan	11/29/14
7. 15	Bussard, Terry	Northern Iowa	1/30/79
15	Estridge, Banks	at Southwest Baptist	1/20/07
15	Thomas, Brodrick	Missouri-St. Louis	2/8/20
10. 14	Clinton, Wayne	Quincy	2/1/65
14	Saffarrans, G.V.	Eastern Illinois	11/28/72

Free throws attempted

1. 31	Ausmus, Bill	Northwest Missouri	12/12/55
2. 30	Jackson, Seth	at Drury	1/29/15
3. 20	Carlson, Mike	Illinois Springfield	1/9/14
4. 19	Jackson, Seth	at Kentucky Wesleyan	11/29/14
5. 18	Freeman, Ethan	Lincoln (Mo.)	01/15/11
18	Parker, Cory	Missouri Southern	2/14/98
18	Taylor, Paul	Emporia State	1/4/96
8. 17	Parker, Cory	Missouri Western	1/6/99
17	Wesley, Johnnie	Missouri-St. Louis	1/30/82
10. 16	Clinton, Wayne	Quincy	2/1/65
16	Coykendall, Scott	Culver-Stockton	12-10-01
16	Estridge, Banks	at Southwest Baptist	1/20/07
16	Hansen, Erik	Morningside	12/6/86
16	Saffarrans, G.V.	Eastern Illinois	11/28/72
16	Saffarrans, G.V.	Lincoln	2/21/72
16	Thomas, Brodrick	William Jewell	2/22/18

Free throw percentage (15 attempts)

1. 1.000	Bussard, Terry	Northern Iowa	1/30/79	15-15
1.000	Thomas, Brodrick	Missouri-St. Louis	2/8/20	15-15
3. .950	Carlson, Mike	Illinois Springfield	1/9/14	19-20
4. .941	Parker, Cory	Missouri Western	1/6/99	16-17
5. .938	Estridge, Banks	at Southwest Baptist	1/20/07	15-16
6. .889	Taylor, Paul	Emporia State	1/4/96	16-18
7. .875	Saffarrans, G.V.	Eastern Illinois	11/28/72	14-16
8. .867	Brown, Brian	Quincy	11/14/98	13-15
9. .842	Jackson, Seth	at KWC	11/29/14	16-19
10. .833	Jackson, Seth	at Drury	1/29/15	25-30

Individual Single Game Records

Most rebounds

1.	33	Swift, Larry Southeast Missouri	1/24/59
2.	29	McMillion, Floyd Southeast Missouri	12/23/64
2.	29	McMillion, Floyd Southeast Missouri	2/6/65
4.	26	Bobysud, Scott St. Ambrose	12/15/75
5.	24	Currie, Charles Western Illinois	2/17/71
6.	23	Herman, Angelo Lincoln	1/6/78
23		McMillion, Floyd Northwest Missouri	12/19/63
8.	22	Smith, Lee Central Missouri	2/16/74
22		Wilson, Claude Western Illinois	2/8/69
10.	21	Buhr, Jerry Parsons	1/12/70
21		Hansen, Erik Marycrest	11/29/86
21		Herman, Angelo Culver-Stockton	2/7/77

20T

Most assists

1.	16	Campbell, Mark Missouri-St. Louis	2/2/83
2.	12	Basich, Brian Nebraska-Omaha	12/5/92
12		Thomas, Brodrick Missouri S&T	1/11/18
12		Scott, Turner UIndy	2/4/21
5.	11	Sistrunk Jr., Dwight at McKendree	1/7/17
11		Basich, Brian Southwest Baptist	1/27/94
11		Estridge, Banks vs Emporia State	3/01/07
11		Hicks, EJ Hannibal-LaGrange	2/13/12
11		Myers, Cory Illinois Springfield	1/9/16
10.	10	Myers, Cory at Maryville	1/19/17
10		Freeman, Ethan Northwest Missouri	1/08/11
10		Printy, Boyd St. Olaf	11/30/91
10		Vandehey, Brian Emporia State	1/7/95
10		Mells, Reed Missouri-St. Louis	1/16/14
10		Strait, Hunter Cent. Christian CoB	12/11/21

Most steals (since 1992)

1.	7	Myers, Cory at William Jewell	12/3/16
7		Matthews, Scott Central College	11/20/93
3.	6	Myers, Cory at UMSL	1/21/17
6		Estridge, Banks at Quincy University	12/15/07
6		Myers, Cory Illinois Springfield	1/9/16
6		Scott, Turner William Jewell	2/20/21
6		Peeters, Dylan Cent. Christian CoB	12/11/21
7.	5	Myers, Cory Ferris State	3/11/17
5		Certa, Nick Pittsburg State	1/5/08
5		Estridge, Banks Missouri Western	1/12/08
5		Estridge, Banks at Southwest Baptist	1/20/07
5		Fearn, Moni Central Christian	12/5/98
5		Henderson, Alex Culver-Stockton	11/16/09
5		Myers, Cole Lincoln	1/03/13
5		Ogle, Adam Washburn	1/15/05
5		Ogle, Adam at Quincy	12/07/04
5		Ramthun, Jason Monmouth	12/9/97
5		Reinberg, Jason Monmouth	12/8/98
5		Reinberg, Jason Monmouth	12/9/97
5		Mells, Reed Hannibal-LaGrange	12/31/14
5		Myers, Cory Wisconsin-Parkside	1/2/15
5		Velky, Jake Quincy	2/10/18
5		Fischer, Zach Indianapolis	1/18/18
5		Peeters, Dylan Illinois-Springfield	1/16/20

Most blocked shots (since 1992)

1.	8	Horton, Steve Emporia State	1/9/95
8		Horton, Steve Missouri-Rolla	2/9/94
3.	6	Erickson, Connor at Wisconsin-Parkside	2/11/17
6		Carlson, Mike Nebraska-Kearney	1/24/13
5.	5	Certa, Nick vs South Dakota	12/16/07
5		Certa, Nick Central Missouri	2/6/08
5		Daniel, Billy Missouri S&T	1/28/16
5		McQuinn, Alex at Drury	2/20/20
5		Fischer, Zach Maryville	1/25/18
5		Northweather, Eric vs Mo.-St. Louis	3/11/22
10.	4	Beran, Matt at Southwest Baptist	2/02/04
4		Beran, Matt Central Missouri State	3/01/03
4		Peeters, Dylan Ashland	3/14/21
4		Beran, Matt So. Illinois-Edwardsvill	12/21/00
4		Brown, Brian Missouri Southern	2/5/00
4		Bruner, Dustin Central Christian	12/5/98
4		Carlson, Mike Hannibal-LaGrange	2/13/12
4		Certa, Nick at Pittsburg State	12/30/06
4		Douglas, Spencer Quincy	12/14/96
4		Erickson, Connor McKendree	1/11/14
4		Fandja, Patrick Emporia State	12/29/08
4		Filchev, Vesko Fort Hays State	2/12/09
4		Filchev, Vesko Culver-Stockton (Mo.)	11/16/09
4		Glosier, Adam Northwest Missouri	1/08/03
4		Ogle, Adam Washburn	1/15/05
4		Ogle, Adam Missouri Southern	1/29/05
4		Ogle, Adam Maryville	12/03/03
4		Reinberg, Jason Quincy	12/20/97
4		Welker, Gavin Hannibal-LaGrange	12/09/02
4		Fischer, Zach McKendree	12/7/17

Pershing Arena

(Single Game)

Points by Bulldogs: 128, vs. Kansas Wesleyan, 11-27-78
Points by Opponent Team: 111, Southern Indiana, 1-12-17
Points by a Bulldog: 48, Mike Carlson, Missouri S&T 1-30-14
Points by an Individual Opp.: 50, Jeril Taylor, Southern Indiana, 1-12-17
FGs by a Bulldog: 18, Fred Anderson, Southeast Missouri, 2-9-70
FTs by a Bulldog: 19, Mike Carlson vs. Illinois Springfield, 1-19-14
Opponent Free Throws: 18, Bob Curl, Southwest Missouri, 12-13-71
3-Point Field Goals Made: 10, Isaac Gardner vs. Hannibal-LaGrange 2-13-12
3-Pt. Field Goals Attempted: 18, Steve Liford vs. Eureka (Ill.), 11-20-87
 18, Tom Norton vs. Neb.-Kearney 1-24-13
Rebounds by a Bulldog: 26, Scott Bobysud vs. St. Ambrose (Iowa), 2-15-75

* Kirk Auditorium

(Single Game)

Points by Bulldogs: 107, vs. Ft. Sill (Okla.), 1954-55
Points by Opponents: 100, Ft. Leonard Wood, 1955-56
Points by a Bulldog: 36, Larry Swift vs. Southeast Mo. (OT), 1958-59
Points by an Individual Opp.: 39, Don Anielak, Southwest Mo., 1952-53
FGs by a Bulldog: 16, Larry Swift vs. Southeast Mo. (OT), 1958-59
FTs by a Bulldog: 25, Bill Ausmus vs. Northwest Mo., 1955-56
Rebounds by a Bulldog: 33, Larry Swift vs. Southeast Mo. (OT), 1958-59

* Kirk Auditorium was the home of Bulldog basketball from 1924 until 1959.

Team Single Game Records

Most points

1.	128	Kansas Wesleyan	11/27/78
2.	123	School of the Ozarks	2/21/75
3.	122	Central Christian	12/31/16
	122	Monmouth College	12/6/93
	122	John F. Kennedy	2/25/75
6.	118	Central Christian	12/7/18
	118	SIU-Edwardsville	2/10/68
8.	117	Hannibal-LaGrange	12/4/90
9.	115	Central Methodist	11/26/91
	115	Northwest Missouri	2/20/65

Field goals made

1.	58	John F. Kennedy	2/25/75
2.	55	Kansas Wesleyan	11/27/78
3.	52	School of the Ozarks	2/21/75
4.	50	Monmouth College	12/6/93
	50	Northwest Missouri	2/28/76
6.	49	St. Mary's	12/8/78
7.	48	Central Christian	12/31/16
	48	Quincy	2/1/65
9.	47	Central Christian	12/7/18
	47	Northwest Missouri	1/29/77
	47	Iowa Wesleyan	2/10/79

Field goals attempted

1.	105	Kansas Wesleyan	11/27/78
2.	104	John F. Kennedy	2/25/75
3.	99	School of the Ozarks	2/21/75
4.	98	Baker	12/1/71
5.	94	Northwest Missouri	2/28/76
6.	93	St. Mary's	12/8/78
	93	Southwest Missouri	2/18/74
	93	Lincoln	2/23/76
9.	91	Central Methodist	12/11/90
10.	84	Culver-Stockton	11/18/03

Field goal percentage (60 Attempts)

1.	.649	Central Christian	12/31/16	48-74
2.	.641	Northwest Missouri	3/1/75	41-64
3.	.636	Lincoln Christian	12/4/14	42-66
4.	.630	Washburn	2/1/92	38-61
5.	.614	Saint Joseph's	2/12/15	43-70
6.	.613	Southeast Missouri	2/2/78	46-75
7.	.611	Faith Baptist	12/15/14	44-72
8.	.603	Central Christian	12/7/18	47-78
	.603	William Jewell	2/14/19	41-68
10.	.591	Southwest Baptist	2/12/00	39-66

3-point field goals made

1.	20	Central Christian	12/31/16
2.	18	Missouri S&T	2/26/17
	18	Faith Baptist	12/15/14
	18	Missouri S&T	1/4/18
	18	Central Christian	12/11/21
5.	17	Central Christian	12/7/18
	17	Cedarville	11/10/18
	17	Drury	1/26/17
	17	Rockhurst	1/24/15
9.	16	Central Methodist	12/6/16
	16	Trevecca Nazarene	11/12/16
	16	at Central Missouri	1/7/02
	16	Lindenwood	11/15/17

3-point field goals attempted

1.	41	at Southwest Baptist	1/2/02
	41	at Central Missouri Stat	1/7/02
3.	40	Central Christian	12/7/18
	40	Missouri S&T	1/4/18
5.	37	Sioux Falls	11/24/18
	37	at Missouri Western	12/05/12
7.	36	at Minnesota State-Mankato	11/17/01
	36	Central Christian	11/11/13
	36	Rockhurst	1/24/15
	36	at Drury	2/1/18
	36	Lincoln	11/28/17

3-point FG percentage (10 made)

1.	.682	Wisconsin-Parkside	2/11/16	15-22
2.	.667	Lincoln	1/27/99	10-15
3.	.647	at Indianapolis	2/5/22	11-17
4.	.632	at Indianapolis	2/6/16	12-19
5.	.600	Missouri S&T	2/26/17	18-30
	.600	Hannibal-LaGrange	11/23/10	12-20
	.600	Lewis	1/6/18	15-25
	.600	at Mo.-St. Louis	1/20/22	15-25
9.	.588	at Emporia State	1/10/04	10-17
10.	.583	Central Christian	12/13/14	14-24

Free throws made

1.	39	Northwest Missouri	12/15/55
2.	36	Quincy	1/18/88
	36	Quincy	1/6/72
4.	35	Central Missouri	2/10/64
5.	34	Emporia State	1/28/12
	34	Quincy	2/1/65
7.	33	Ashland	12/19/99
	33	Quincy	2/3/92
9.	32	at Drury	1/29/15
10.	31	Southwest Baptist	2/5/11
	31	Quincy	11/20/99
	31	Illinois State	12/13/71
	31	Southwest Baptist	2/5/11
	31	at Pittsburg State	2/7/13
	31	Missouri Western	3/4/99

Free throws attempted

1.	56	Lincoln	2/8/71
2.	50	Quincy	1/18/88
3.	49	Lincoln	2/22/97
4.	48	Emporia State	1/28/12
	48	Quincy	1/6/72
6.	45	Quincy	11/20/96
	45	Graceland	11/24/98
	45	Missouri Western	12/4/71
9.	43	at Pittsburg State	12/6/08
10.	42	Western Illinois	1/25/63
	42	Illinois College	11/29/77
	42	Illinois State	12/13/71
	42	Quincy	2/1/65
	42	Central Missouri	2/10/64
	42	Missouri S&T	2/28/72

Free throw percentage (10 made)

1.	1.000	at Quincy	12/10/16	22-22
	1.000	Central Missouri	1/24/07	11-11
	1.000	Northwest Missouri	2/14/96	14-14
	1.000	Missouri-St. Louis	1/16/14	11-11
	1.000	Missouri S&T	1/4/18	13-13
	1.000	Missouri Southern	12/17/17	11-11
7.	.966	Drury	1/15/18	28-29
8.	.964	Illinois Springfield	1/9/14	27-28
9.	.947	at Washburn	1/17/04	18-19
	.947	Missouri-St. Louis	12/2/21	18-19

Most rebounds

1.	83	Parsons	1/12/70
2.	77	Midland Lutheran	11/26/76
3.	73	Baker	12/1/71
4.	72	Baker	12/5/69
	72	School of the Ozarks	2/21/75
6.	71	Missouri State	2/16/76
7.	70	Quincy	12/17/74
	70	Central Missouri	2/16/74
9.	69	Northwest Missouri	12/19/63
	69	Midwestern St.	12/9/68

Most assists (since 1991)

1.	33	Monmouth (Ill.)	12/6/93
2.	32	at Lewis	2/3/22
3.	31	Central Christian	12/31/16
	31	Central Christian	11/19/12
	31	Central Christian	12/02/02
6.	29	St. Olaf (Minn.)	11/30/91
	29	Saint Joseph's	2/12/15
	29	Maryville	2/27/20
9.	28	Central Christian	12/7/18
	28	Trevecca Nazarene	11/12/16
	28	Faith Baptist	12/15/14
	28	Missouri S&T	1/4/18

Most steals (since 1991)

1.	22	Central Christian (Mo.)	12/2/02
	22	Central Christian (Mo.)	12/5/98
3.	19	Quincy	2/3/92
4.	16	Westminster	12/4/93
	16	Iowa Wesleyan	12/19/14
	16	Hannibal-LaGrange	12/31/14
7.	15	Central Christian (Mo.)	11/15/11
	15	Central Christian (Mo.)	11/19/12
	15	at Quincy	2/10/18
10.	14	Ferris State	3/11/17
	14	Drury	1/26/17
	14	Iowa Wesleyan	1/18/97
	14	Southwest Baptist	2/23/96
	14	Lincoln Christian	12/4/14
	14	vs. Ohio Valley	12/19/15
	14	at Missouri S&T	1/28/16
	14	Central Christian	12/11/21

Most blocked shots (since 1991)

1.	11	Missouri S&T	2/9/94
2.	9	Missouri Southern	1/14/95
	9	at McKendree	12/7/17
	9	at Drury	2/20/20
	9	vs Missouri-St. Louis	3/11/22
5.	8	at McKendree	1/7/17
	8	Missouri Southern	1/29/05
	8	at Southwest Baptist	2/02/04
	8	Central Missouri	1/22/92
	8	Maryville	12/03/03
	8	Iowa Wesleyan	1/3/16
	8	at Maryville	1/25/18

Opponent Individual Single Game Records

Most points

1.	50	Jeril Taylor.....	Southern Indiana	1/12/17
2.	45	Reggie Palmer.....	Missouri Valley	12/2/89
3.	42	Harold Robertson.....	Lincoln	1/28/78
4.	40	Al Williams.....	St. Ambrose	12/15/75
4.	40	Andy Mazurczak.....	Wisconsin-Parkside	2/11/16
6.	39	Bill Fennelly.....	Central Missouri	1/4/80
39		Eddie Jackson.....	Pittsburg State	2/28/04
38		Casey Teson.....	Maryville	1/19/19
8.	38	Tyrone Latimer.....	Central Missouri	2/25/95
38		Duanne Huddleston.....	Missouri S&T	1/23/88
38		Rocco Meyers.....	Alaska-Fairbanks	12/5/88
38		Aareon Smith.....	Missouri-St. Louis	2/21/15

Three-Pointers Made

1.	10	Duane Huddleston.....	Missouri S&T	1/23/88
10		John Saulsberry.....	Grand View	12/12/87
3.	9	Jeril Taylor.....	Southern Indiana	1/12/17
4.	8	Steven Davis.....	UMSL	1/21/17
8		Mike Lewis.....	Southeast Missouri	1/28/89
8		Kyle Sloan.....	Southwest Baptist	12/7/11
7.	7	Fred Towns.....	Missouri Baptist	12/9/89
7		Mike Harlow.....	Quincy	1/6/90
7		Sean Robbins.....	Emporia St.	2/11/95
7		Jarrett Brown.....	Southwest Baptist	1/28/04
7		Bryce Foster.....	Missouri S&T	1/30/14
7		Austin LeVan.....	Rockhurst...	2/20/16

Three-Pointers Attempted

1.	16	Fred Towns.....	Missouri Baptist	12/9/89
16		Reggie Palmer.....	Missouri Valley	12/2/89
3.	15	Duane Huddleston.....	Missouri S&T	1/23/88
4.	14	Ron Johnson.....	Central Missouri	2/10/93
14		Justin Crain.....	Central Christian	12/8/07
6.	13	Chris Kennedy.....	Central Methodist	12/11/90
13		Marcus Albert.....	Missouri-St. Louis	2/4/95
13		Bryce Foster.....	Missouri S&T	1/30/14
9.	12	Jorge Perez-Laham.....	William Jewell	2/16/17
12		Travis House.....	Rockhurst...	12/1/16
12		Rony Thurston.....	Missouri Valley	11/22/88
12		Tony Tompkins.....	Missouri Baptist	11/27/96
12		Tim Tolloway.....	Missouri S&T	12/30/96
12		Kerry Dartling.....	Missouri S&T	2/20/02
12		Jack Defreitas.....	Central Christian	11/15/06
12		Kyle Sloan.....	Southwest Baptist	12/7/11
12		Kameron Bundy.....	Drury	1/29/15
12		Austin LeVan.....	Rockhurst...	2/20/16
12		CJ Hedgepeth.....	Missouri S&T	2/29/20

Most rebounds

1.	21	Brian Westre.....	Missouri S&T	2/21/01
21		Jake Reinders.....	Northwest Missouri	2/15/12
3.	20	Van Bakke.....	Loras (Iowa)	11/22/82
20		Andy Berlin.....	Washburn...	3/1/95
20		Damon Reed.....	St. Rose	3/17/99
20		Pharrah Gordon.....	William Jewell	2/8/18
7.	19	David Jones.....	Central Methodist	12/11/90
8.	18	Mike Robertson.....	Missouri State	2/11/80
18		Van Bakke.....	Loras (Iowa)	12/18/81
18		Phil Cartwright.....	Nebraska-Omaha	12/14/91
18		Reggie Bell.....	Quincy	1/25/93

Most assists (since 1992)

1.	15	Jay Driscoll.....	Quincy	12/16/95
2.	14	Jordan Canfield.....	Washburn...	2/1/95
3.	13	Ryan Stock.....	Southwest Baptist	2/26/03
4.	12	Elijah Watson.....	Missouri-St. Louis	12/2/17
5.	11	Alex Bazzell.....	Lindenwood	1/5/13
11		Carson Parker.....	Upper Iowa	11/17/17
11		Mateo Rivera.....	Southern Indiana	2/15/21
9.	11	Daniel Farris.....	Maryville.....	12/31/20
10		Jimmy King.....	Indianapolis	2/28/19
10		Ron Johnson.....	Central Missouri	1/20/93
10		Kyle Hardin.....	Missouri Southern	2/19/94
10		Jordan Canfield.....	Washburn...	2/3/97
10		Jay Driscoll.....	Quincy	11/15/97
10		Oscar Gonzales.....	Pittsburg St.	2/24/99
10		Andrew Bridger.....	Nebraska-Omaha	2/13/10
10		Jason Adams.....	Missouri Southern	11/30/11

Most steals (since 1992)

1.	8	Eddin Santiago.....	Missouri Southern	2/3/01
8		Marquis Addison.....	Missouri Southern	12/1/10
3.	7	Mike Larsen.....	Northwest Missouri	1/10/09
4.	6	Eddin Santiago.....	Missouri Southern	2/23/02
6		Jack Howard.....	Hannibal-LaGrange	11/27/00
6		Guaya Santiago.....	Missouri Southern	2/22/99
6		Harry Perry.....	Quincy	12/2/94
6		Alan Jeffries.....	Saint Joseph's	1/21/95
6		Vincent Thomas.....	Central Missouri	1/11/03
6		Vincent Thomas.....	Emporia State	1/11/95
6		Arthur Trousdell.....	Southwest Baptist	1/28/04
6		Landon Zerkel.....	Missouri Southern	1/23/10
6		Marquis Addison.....	Missouri Southern	12/8/12
6		Ryan Stuckman.....	Quincy	11/20/12
6		Quinton Curry.....	Rockhurst...	1/4/20

Most blocked shots (since 1992)

1.	9	Matt Rogers.....	Southwest Baptist	12/31/09
2.	8	Matt Rogers.....	Southwest Baptist	1/26/08
3.	7	Vonzell McGrew.....	Missouri Western	2/22/95
7		Brian Westre.....	Missouri S&T	2/19/03
5.	6	Brian Toedebusch.....	Culver-Stockton	12/10/01
6		Rick Rushing.....	Hannibal-LaGrange	12/2/96
6		Julio DosSantos.....	Emporia State	2/9/98
8.	5	Ryan Brown.....	Quincy	12/16/95
5		Andre Crittendon.....	Missouri Western	1/31/96
5		Raymond Hugley.....	Central Missouri	1/20/99
5		Raymond Hugley.....	Central Missouri	2/17/99
5		Reggie Alexander.....	Missouri Western	2/9/00
5		Jamey Richardson.....	Pittsburg State	1/03/04
5		Jonas Pierre.....	Lincoln	11/29/03
5		Darryl Sommerset.....	Central Missouri	3/3/07
5		Matt Rogers.....	Southwest Baptist	12/30/09
5		Rundell Mauge.....	Fort Hays St.	1/26/13

Opponent Team Single Game Records

Most points

1.	120	Loyola-Chicago	12/4/65
2.	115	Lincoln	12/15/65
3.	111	Southern Indiana	1/12/17
4.	110	Southern Illinois-Carbondale	12/9/61
110		Quincy	12/16/95 (2OT)
110		Upper Iowa	11/17/17
7.	109	Central Missouri	2/25/95
8.	108	Southwest Baptist	12/7/10
9.	107	Missouri Southern	1/27/96 (3OT)
107		Mississippi State	12/9/76
107		Lincoln	2/21/72

Three-Pointers Made

1.	19	Southwest Baptist	12/7/10
2.	17	Missouri S&T	1/30/14
3.	16	Missouri Southern State	12/4/18
16		Central Missouri	1/7/02
16		Upper Iowa	11/27/21
6.	15	Emporia State	1/11/03
15		Culver-Stockton	12/10/01
15		Maryville	11/19/11
9.	14	Lindenwood	11/16/16
14		Missouri Western	2/9/00
14		Monmouth	12/13/96
14		Southern Illinois Edwardsville	12/21/00
14		Drury	1/15/18
14		Ohio Valley	12/16/17
14		Quincy	12/20/20
14		Maryville	12/31/20
14		UIndy	3/4/22

Three-Pointers Attempted

1.	46	Southwest Baptist	2/5/11
2.	42	Southwest Baptist	12/7/10
3.	41	Central Missouri	1/7/02
41		Southwest Baptist	1/2/02
5.	37	Upper Iowa	11/27/21
6.	36	Missouri Western	1/18/95
36		Missouri S&T	1/30/14
8.	35	Ohio Valley	12/16/17
9.	34	Missouri Baptist	11/27/96
34		Emporia State	1/28/12
34		William Jewell	2/8/18

Most rebounds (since 1975)

1.	67	Mississippi State	12/9/76
2.	64	Missouri S&T	1/5/78
3.	63	Kansas State	12/20/75
4.	61	Central Methodist	12/11/90
5.	59	Alaska-Anchorage	12/4/87
6.	56	Loras	12/18/81
56		Arkansas Little Rock	12/19/96
8.	55	Southwest Baptist	12/10/05
9.	54	Lincoln	1/27/79
54		Southeast Missouri	1/19/80
54		Lincoln	11/26/02

Most assists (since 1992)

1.	30	Quincy	12/16/95
2.	29	Washburn	2/1/95
3.	28	Minnesota State	11/19/04
28		Emporia State	2/8/03
28		Missouri Southern	11/30/11
6.	27	Missouri S&T	2/29/92
27		Quincy	12/1/94
8.	26	Central Missouri	1/21/93
9.	25	Emporia State	1/11/03
25		Quincy	11/28/09

Most steals (since 1992)

1.	18	Peru State	11/23/91
2.	16	Central Missouri	1/21/95
16		Southern Illinois Carbondale	12/3/92
16		Emporia State	1/11/03
16		Missouri Southern	11/30/11
6.	15	Monmouth	12/3/97
15		Southern Indiana	12/13/97
15		Central Missouri	1/31/07
15		Missouri Southern	1/23/10
15		Missouri Southern	12/2/09
15		Missouri Southern	12/01/10
15		Rockhurst	1/4/20

Most blocked shots (since 1992)

1.	12	St. Rose	3/17/99
12		Southwest Baptist	12/31/08
3.	10	Northeastern State	12/19/12
4.	9	Missouri Western	2/1/97
9		Lincoln	12/4/02
9		Southwest Baptist	1/26/08
9		Quincy	12/15/07
9		Fort Hays St.	2/8/12
9.	8	Quincy	11/15/97
8		Washburn	2/24/98
8		Pittsburg State	1/18/03
8		Pittsburg State	2/15/03
8		Missouri S&T	2/19/03
8		Emporia State	1/10/04
8		Northwest Missouri	2/16/11
8		Nebraska-Omaha	1/5/11

Individual Single Season Records

Points

1. 666 Brodrick Thomas (31 games) - 2019-20
2. 623 Seth Jackson (28 games) - 2014-15
3. 617 Johnnie Wesley (26 games) - 1981-82
4. 575 Mike Carlson (27 games) - 2013-14
5. 555 Dan Storck (30 games) - 1987-88
6. 533 Scott Matthews (24 games) - 1993-94
7. 528 Zach Fischer (31 games) - 2017-18
- 528 Steve Schieppe (28 games) - 1990-91
- 528 Jack Beck - 1954-55
10. 520 Johnnie Wesley (30 games) - 1980-81

Scoring average
(minimum 5 games)

1. 25.9 Steve Liford (20 games) 1987-88
2. 23.7 Johnnie Wesley (26 games) 1981-82
3. 22.3 Seth Jackson (28 games) 2014-15
4. 22.2 Scott Matthews (24 games) 1993-94
5. 21.7 Paul Ozug (23 games) 1967-68
6. 21.5 Brodrick Thomas (31 games) 2019-20
7. 21.3 Mike Carlson (27 games) 2013-14
8. 21.0 Les Selvage (23 games) 1963-64
- 21.0 Claude Wilson (22 games) 1969-70
10. 20.6 Les Selvage (23 games) 1962-63

Field goals made

1. 238 Dan Storck (30 games) - 1987-88
2. 235 Johnnie Wesley (26 games) - 1981-82
- 235 Steve Liford (27 games) - 1985-86
4. 228 Brodrick Thomas (31 games) - 2019-20
5. 226 Ved Green (28 games) - 1978-79
6. 221 David Winslow (26 games) - 1979-80
7. 217 Johnnie Wesley (30 games) - 1980-81
8. 212 Leroy Carter (30 games) - 1980-81
9. 207 Bob Young (26 games) - 1976-77
10. 206 Dan Storck (27 games) - 1986-87

Field goals attempted

1. 505 Claude Wilson (22 games) - 1969-70
2. 496 Dan Storck (30 games) - 1987-88
3. 474 Ved Green (28 games) - 1978-79
4. 465 Bob Young (26 games) - 1976-77
5. 459 Brodrick Thomas (31 games) - 2019-20
6. 458 Leroy Carter (30 games) - 1980-81
7. 452 Steve Liford (20 games) - 1987-88
8. 448 Paul Ozug (23 games) - 1967-68
9. 447 Steve Liford (27 games) - 1985-86
10. 441 Brian Basich (26 games) - 1995-96

Field goal percentage
(minimum 90 made)

1. .650 Alex McQuinn (91-140) 2019-20
2. .624 Zach Fischer (194-311) 2017-18
3. .621 Glenn Jacobs (105-169) 1987-88
4. .614 Dylan Peeters (97-158) 2021-22
5. .609 Cade McKnight (131-215) 2019-20
6. .606 Cade McKnight (126-208) 2018-19
7. .597 Eric Northweather (117-196) 2021-22
8. .582 Mike Stenger (96-165) 1989-90
9. .574 Matt Clements (112-195) 1991-92
10. .574 Cade McKnight (156-272) 2021-22

3-point field goals made

1. 101 Steve Schieppe (28 games) - 1990-91
2. 98 Masen Miller (30 games) - 2021-22
3. 93 Jake Velky (29 games) - 2016-17
4. 92 Mark Huppe (26 games) - 2001-02
5. 83 Brian Basich (26 games) - 1995-96
- 83 Brodrick Thomas (31 games) - 2019-20
7. 82 Steve Schieppe (26 games) - 1988-89
8. 81 Brian Basich (27 games) - 1994-95
9. 78 Boyd Printy (27 games) - 1989-90
- 78 Jake Velky (30 games) - 2017-18

3-point field goals attempted

1. 239 Mark Huppe (26 games) - 2001-02
2. 231 Steve Schieppe (28 games) - 1990-91
3. 224 Brian Basich (26 games) - 1995-96
4. 219 Masen Miller (30 games) - 2021-22
5. 211 Brian Basich (27 games) - 1994-95
6. 200 Jake Velky (29 games) - 2016-17
- 200 Jake Velky (30 games) - 2017-18
8. 199 Brodrick Thomas (31 games) - 2019-20
9. 197 Eivind Gronli (26 games) - 1988-89
10. 194 Tom Norton (27 games) - 2011-12

3-point FG percentage
(minimum 25 made)

1. .510 Eric Cappel (25-49) 1993-94
2. .506 Kyle Kanaskie (42-83) 2016-17
3. .489 Boyd Printy (68-139) 1991-92
4. .487 Jiri Mikl (38-78) 2000-01
5. .480 Brian Basich (47-98) 1993-94
6. .476 Steve Schieppe (69-145) 1987-88
7. .465 Jake Velky (93-200) 2016-17
8. .463 Cory Myers (74-160) 2016-17
9. .457 Nick Certa (53-116) 2006-07
10. .456 Derek Lindsey (26-57) 2004-05

Free throws made

1. 198 Seth Jackson - (28 games) - 2014-15
2. 183 Bill Ausmus - 1955-56
3. 180 Cory Parker (29 games) - 1998-99
4. 152 Cory Parker (27 games) - 1997-98
5. 147 Johnnie Wesley (26 games) - 1981-82
6. 138 Cade McKnight (30 games) - 2021-22
7. 137 Cory Parker (27 games) - 1999-00
8. 133 David Wild (23 games) - 1966-67
9. 127 Brodrick Thomas (31 games) - 2019-20
10. 125 David Wild (23 games) - 1965-66
- 125 Paul Taylor - 1995-96

Free throws attempted

1. 269 Seth Jackson (28 games) - 2014-15
2. 231 Cory Parker (29 games) - 1998-99
3. 212 Cory Parker (27 games) - 1997-98
4. 206 Paul Ozug (22 games) - 1968-69
5. 195 Johnnie Wesley (26 games) - 1981-82
6. 190 Jason Reinberg (33 games) - 1998-99
7. 180 David Wild (23 games) - 1966-67
8. 176 Claude Wilson (26 games) - 1970-71
9. 174 Cade McKnight (30 games) - 2021-22
10. 171 Paul Taylor - 1995-96

Free throw percentage
(minimum 30 made)

1. .936 Tom Norton (44-47) 2009-10
2. .911 Elijah Hazekamp (41-45) 2020-21
3. .909 Elijah Hazekamp (60-66) 2021-22
4. .896 Jake Velky (95-106) 2016-17
5. .895 Tom Norton (51-57) 2012-13
6. .890 Mike Peterson (73-82) 1998-99
7. .887 Masen Miller (47-53) 2021-22
8. .886 Mike Carlson (93-105) 2012-13
- .886 Kyle Kanaskie (31-35) 2013-14
10. .881 Chip Sodemann (52-59) 2004-05
- .881 Cory Myers (52-59) 2014-15
- .881 Kyle Kanaskie (74-84) 2015-16

Rebounds

1. 431 Floyd McMillon (23 games) - 1964-65
2. 342 Lee Smith (25 games) - 1973-74
3. 330 Charles Currie (27 games) - 1970-71
4. 325 David Winslow (26 games) - 1979-80
5. 319 David Winslow (29 games) - 1980-81
6. 315 Angelo Herman (26 games) - 1977-78
7. 305 Paul Ozug (23 games) - 1967-68
8. 301 Zach Fischer (31 games) - 2017-18
9. 283 Floyd McMillon (23 games) - 1963-64
- 283 Angelo Herman (25 games) - 1976-77

Rebounding average
(minimum 5 games)

1. 18.7 Floyd McMillon (23 games) 1964-65
2. 13.7 Larry Swift (20 games) 1960-61
- 13.7 Lee Smith (25 games) 1973-74
4. 13.3 Paul Ozug (23 games) 1967-68
5. 12.5 David Winslow (26 games) 1979-80
6. 12.3 Floyd McMillon (23 games) 1963-64
- 12.3 David Taylor (23 games) 1965-66
8. 12.2 Charles Currie (27 games) 1970-71
9. 12.1 Angelo Herman (26 games) 1977-78
10. 11.3 Angelo Herman (25 games) 1976-77

Assists

1. 206 Terry Bussard - 1978-79
2. 205 Jimmy Gooden - 1985-86
3. 180 Mark Campbell - 1982-83
4. 152 Milous Meadows - 1983-84
5. 151 Mark Campbell - 1983-84
- 151 Jimmy Gooden - 1984-85
7. 150 Brian Basich - 1993-94
8. 149 Terry Bussard - 1977-78
9. 146 Brian Basich - 1992-93
10. 145 Hunter Strait - 2021-22

Assists average
(minimum 5 games)

1. 7.6 Jimmy Gooden (27 games) 1985-86
2. 7.4 Terry Bussard (28 games) 1978-79
3. 6.7 Mark Campbell (27 games) 1982-83
4. 5.8 Jimmy Gooden (26 games) 1984-85
- 5.8 Turner Scott (23 games) 2020-21
6. 5.7 Terry Bussard (26 games) 1977-78
7. 5.6 Milous Meadows (27 games) 1983-84
- 5.6 Brian Basich (26 games) 1992-93
- 5.6 Mark Campbell (27 games) 1983-84
- 5.6 Brian Basich (27 games) 1993-94

Individual Single Season Records

Blocked shots

1.	78	Steve Horton	- 1994-95
2.	72	Steve Horton	- 1993-94
3.	44	Justin Matthews	- 1989-90
4.	41	Dan Storck	- 1987-88
5.	38	Ved Green	- 1978-79
	38	Mike Carlson	- 2012-13
7.	36	Nick Certa	- 2006-07
	36	Rick Rigsbee	- 1991-92
9.	33	Rick Rigsbee	- 1990-91
10.	32	Greg Gordon	- 1983-84
	32	Nick Certa	- 2007-08

Blocked shots average
(minimum 5 games)

1.	2.9	Steve Horton	(27 games) 1994-95
2.	2.7	Steve Horton	(27 games) 1993-94
3.	1.6	Justin Matthews	(27 games) 1989-90
4.	1.4	Mike Carlson	(27 games) 2012-13
	1.4	Dan Storck	(30 games) 1987-88
	1.4	Ved Green	(28 games) 1978-79
7.	1.3	Rick Rigsbee	(28 games) 1991-92
	1.3	Rick Rigsbee	(26 games) 1990-91
9.	1.2	Brodrick Thomas	(23 games) 2018-19
	1.2	Nick Certa	(29 games) 2006-07
	1.2	Nick Certa	(27 games) 2007-08
	1.2	Greg Gordon	(27 games) 1983-84
	1.2	Brodrick Thomas	(26 games) 2017-18

Steals

1.	81	Leroy Carter	- 1980-81
2.	69	Leroy Carter	- 1981-82
3.	68	Mark Campbell	- 1982-83
4.	65	Justin Matthews	- 1991-92
5.	64	David Winslow	- 1978-79
	64	Reed Mells	- 2014-15
7.	62	Cory Myers	- 2016-17
8.	57	Terry Bussard	- 1978-79
	57	Mark Campbell	- 1983-84
	57	Bill Woodall	- 1978-79

Steals average
(minimum 5 games)

1.	2.7	Leroy Carter	(30 games) 1980-81
	2.7	Leroy Carter	(26 games) 1981-82
3.	2.5	Mark Campbell	(27 games) 1982-83
4.	2.4	David Winslow	(27 games) 1978-79
5.	2.3	Justin Matthews	(28 games) 1991-92
6.	2.2	Reed Mells	(29 games) 2014-15
7.	2.1	Mark Campbell	(27 games) 1983-84
	2.1	Milous Meadows	(27 games) 1983-84
9.	2.0	Cory Myers	(31 games) 2016-17
	2.0	Bill Woodall	(28 games) 1978-79
	2.0	Terry Bussard	(28 games) 1978-79
	2.0	Gary Bussard	(27 games) 1982-83

Minutes

1.	1107	Johnnie Wesley	- 1980-81
2.	1078	Leroy Carter	- 1980-81
3.	1068	Turner Scott	- 2019-20
4.	1066	Masen Miller	- 2021-22
5.	1065	David Winslow	- 1980-81
6.	1060	Cory Myers	- 2016-17
7.	1051	Brodrick Thomas	- 2019-20
8.	1023	Jason Reinberg	- 1998-99
9.	1012	Andy Guethle	- 1998-99
	1012	Hunter Strait	- 2019-20

Minutes average

1.	37.0	Johnnie Wesley	(26 games) 1981-82
2.	36.9	Johnnie Wesley	(30 games) 1980-81
3.	36.7	David Winslow	(29 games) 1980-81
4.	36.4	Mark Campbell	(27 games) 1982-83
5.	36.2	Brian Basich	(26 games) 1995-96
6.	35.9	Leroy Carter	(30 games) 1980-81
	35.9	Brian Basich	(26 games) 1992-93
8.	35.7	Chip Sodemann	(27 games) 2004-05
9.	35.6	Banks Estridge	(27 games) 2007-08
	35.6	Austin Kirby	(27 games) 2004-05

Team Single Season Records

<p>Points</p> <ol style="list-style-type: none"> 2777 (32 games) - 2016-17 2598 (31 games) - 2017-18 2494 (33 games) - 1998-99 2473 (30 games) - 2015-16 2467 (30 games) - 2014-15 2418 (28 games) - 1978-79 2379 (30 games) - 2021-22 2340 (30 games) - 1987-88 2307 (31 games) - 2019-20 2246 (27 games) - 1993-94 	<p>3-point field goals made</p> <ol style="list-style-type: none"> 338 (32 games) - 2016-17 323 (31 games) - 2017-18 288 (30 games) - 2014-15 285 (30 games) - 2015-16 283 (29 games) - 2018-19 281 (30 games) - 2021-22 246 (26 games) - 2001-02 245 (31 games) - 2019-20 233 (27 games) - 2013-14 219 (29 games) - 2005-06 	<p>Free throw percentage</p> <ol style="list-style-type: none"> .785 (328-418) 2020-21 .778 (428-550) 2021-22 .746 (481-645) 2016-17 .741 (406-548) 2013-14 .741 (455-614) 2017-18 .739 (390-528) 2019-20 .738 (332-450) 2018-19 .734 (480-654) 1999-00 .730 (437-599) 2014-15 .730 (412-564) 2012-13 	<p>Blocked shots</p> <ol style="list-style-type: none"> 116 - 1994-95 108 - 1991-92 108 - 1993-94 100 - 1983-84 97 - 1990-91 92 - 2017-18 91 - 1986-87 90 - 2019-20 89 - 2016-17 85 - 1980-81
<p>Scoring average</p> <ol style="list-style-type: none"> 86.8 (32 games) 2016-17 86.4 (28 games) 1978-79 84.2 (26 games) 1975-76 83.8 (31 games) 2017-18 83.2 (27 games) 1993-94 82.7 (23 games) 1963-64 82.5 (26 games) 1974-75 82.4 (30 games) 2015-16 82.4 (26 games) 1977-78 82.2 (30 games) 2014-15 	<p>3-point field goals attempted</p> <ol style="list-style-type: none"> 847 (31 games) - 2017-18 788 (32 games) - 2016-17 766 (29 games) - 2018-19 748 (30 games) - 2015-16 735 (26 games) - 2001-02 733 (30 games) - 2014-15 713 (30 games) - 2021-22 672 (31 games) - 2019-20 607 (27 games) - 2013-14 591 (33 games) - 1998-99 	<p>Rebounds</p> <ol style="list-style-type: none"> 1368 (27 games) - 1970-71 1366 (26 games) - 1974-75 1340 (23 games) - 1964-65 1323 (26 games) - 1975-76 1313 (26 games) - 1977-78 1308 (25 games) - 1973-74 1287 (3750-912d) - 1998-99 1263 (24 games) - 1969-70 1262 (28 games) - 1978-79 1245 (26 games) - 1976-77 	<p>Blocked shots average</p> <ol style="list-style-type: none"> 4.3 (27 games) 1994-95 4.0 (27 games) 1993-94 3.9 (28 games) 1991-92 3.7 (27 games) 1983-84 3.5 (28 games) 1990-91 3.4 (27 games) 1986-87 3.0 (28 games) 1978-79 3.0 (27 games) 1984-85 3.0 (26 games) 2010-11 3.0 (31 games) 2017-18
<p>Field goals made</p> <ol style="list-style-type: none"> 1033 (28 games) - 1978-79 979 (32 games) - 2016-17 936 (30 games) - 1980-81 915 (26 games) - 1974-75 912 (26 games) - 1976-77 910 (31 games) - 2016-17 897 (30 games) - 1987-88 897 (26 games) - 1975-76 882 (26 games) - 1977-78 880 (30 games) - 2015-16 	<p>3-point FG percentage</p> <ol style="list-style-type: none"> .429 (338-788) 2016-17 .417 (164-393) 1987-88 .408 (157-385) 1993-94 .405 (210-519) 1990-91 .403 (177-439) 1989-90 .400 (176-440) 1988-89 .395 (203-514) 2020-21 .394 (281-713) 2021-22 .393 (288-733) 2014-15 .388 (179-461) 2004-05 	<p>Rebounding average</p> <ol style="list-style-type: none"> 58.3 (23 games) 1964-65 53.3 (23 games) 1963-64 52.9 (23 games) 1967-68 52.6 (24 games) 1969-70 52.5 (26 games) 1974-75 52.3 (25 games) 1973-74 51.0 (22 games) 1968-69 50.9 (26 games) 1975-76 50.7 (27 games) 1970-71 50.5 (26 games) 1977-78 	<p>Steals</p> <ol style="list-style-type: none"> 355 - 1978-79 304 - 1980-81 279 - 2014-15 266 - 2015-16 261 - 1981-82 244 - 2016-17 227 - 1991-92 219 - 1979-80 216 - 1982-83 213 - 1998-99
<p>Field goals attempted</p> <ol style="list-style-type: none"> 2165 (28 games) - 1978-79 2023 (26 games) - 1977-78 1990 (26 games) - 1976-77 1982 (26 games) - 1974-75 1961 (32 games) - 2016-17 1935 (30 games) - 1987-88 1925 (30 games) - 1980-81 1914 (26 games) - 1975-76 1883 (31 games) - 2017-18 1865 (25 games) - 1973-74 	<p>Free throws made</p> <ol style="list-style-type: none"> 594 (33 games) - 1998-99 506 (24 games) - 1971-72 495 (27 games) - 1970-71 481 (32 games) - 2016-17 480 (27 games) - 1999-00 455 (31 games) - 2017-18 454 (27 games) - 1994-95 437 (30 games) - 2014-15 435 (23 games) - 1963-64 428 (30 games) - 2015-16 428 (30 games) - 2021-22 	<p>Assists</p> <ol style="list-style-type: none"> 609 - 1978-79 542 - 1987-88 523 - 1976-77 517 - 2021-22 512 - 2016-17 512 - 1998-99 499 - 1983-84 494 - 1975-76 494 - 2017-18 490 - 1982-83 	<p>Steals average</p> <ol style="list-style-type: none"> 12.7 (28 games) 1978-79 10.1 (30 games) 1980-81 10.0 (26 games) 1981-82 9.3 (30 games) 2014-15 8.9 (30 games) 2015-16 8.4 (26 games) 1979-80 8.1 (28 games) 1991-92 8.0 (27 games) 1982-83 7.8 (27 games) 1983-84 7.6 (32 games) 2016-17
<p>Field goal percentage</p> <ol style="list-style-type: none"> .500 (835-1670) 2021-22 .499 (979-1961) 2016-17 .495 (842-1702) 1981-82 .494 (830-1680) 1983-84 .493 (836-1695) 2019-20 .493 (626-1270) 2020-21 .492 (758-1540) 2013-14 .488 (871-1786) 2014-15 .488 (833-1708) 1985-86 .486 (936-1925) 1980-81 	<p>Free throws attempted</p> <ol style="list-style-type: none"> 844 (33 games) - 1998-99 785 (27 games) - 1970-71 758 (24 games) - 1971-72 693 (24 games) - 1969-70 680 (27 games) - 1994-95 654 (27 games) - 1999-00 648 (23 games) - 1965-66 645 (32 games) - 2016-17 625 (28 games) - 2011-12 625 (23 games) - 1966-67 625 (22 games) - 1968-69 	<p>Assists average</p> <ol style="list-style-type: none"> 21.8 (28 games) 1978-79 20.1 (26 games) 1976-77 19.0 (26 games) 1975-76 18.5 (27 games) 1983-84 18.1 (27 games) 1982-83 18.1 (30 games) 1987-88 18.0 (27 games) 1985-86 17.8 (26 games) 1977-78 17.7 (27 games) 1993-94 17.2 (30 games) 2021-22 	<p>Scoring defense</p> <ol style="list-style-type: none"> 61.9 (27 games) 1984-85 64.5 (29 games) 2006-07 64.8 (23 games) 1962-63 65.2 (20 games) 1960-61 65.5 (27 games) 2007-08 66.5 (29 games) 2005-06 66.9 (31 games) 2019-20 67.1 (27 games) 1997-98 67.9 (23 games) 2020-21 68.2 (33 games) 1998-99

Team Single Season Records

Scoring margin		3-point FG pct defense		Rebounding margin		Wins	
1. 12.8 (82.2-69.4)	2014-15	1. .307 (141-460)	2005-06	1. 12.8 (50.3-37.5)	1960-61	1. 30	- 1946-47
2. 10.8 (82.7-71.9)	1963-64	2. .314 (153-487)	1997-98	2. 10.6 (52.5-41.9)	1974-75	2. 29	- 1947-48
3. 9.8 (79.8-70.0)	2013-14	3. .323 (166-514)	2006-07	3. 9.9 (58.3-48.3)	1964-65	3. 26	- 1998-99
4. 9.6 (77.5-67.9)	2020-21	4. .332 (134-404)	1990-91	4. 8.6 (53.3-44.7)	1963-64	4. 23	- 2019-20
5. 9.4 (86.8-77.4)	2016-17	.332 (210-632)	2019-20	5. 7.3 (50.0-42.7)	1962-63	5. 22	- 2016-17
6. 9.0 (74.2-65.2)	1960-61	6. .333 (160-481)	2010-11	6. 6.2 (45.0-38.8)	1994-95	6. 21	- 2015-16
7. 8.7 (73.6-64.8)	1962-63	7. .337 (188-558)	2011-12	7. 6.1 (39.7-33.6)	1997-98	7. 20	- 2017-18
8. 7.8 (86.4-78.5)	1978-79	8. .344 (143-416)	2004-05	6.1 (33.1-27.7)	2020-21	20	- 2014-15
9. 7.5 (74.4-66.9)	2019-20	9. .345 (198-574)	1994-95	9. 5.9 (39.0-33.1)	1998-99	20	- 2013-14
10. 7.4 (75.6-68.2)	1998-99	10. .348 (167-480)	1993-94	10. 5.5 (44.2-38.7)	1979-80	20	- 2005-06
						20	- 1978-79
						20	- 2020-21
						20	- 2021-22
Field goal pct defense		Rebounding defense		Minutes			
1. .385 (447-1160)	1960-61	1. 28.5 (30 games)	2021-22	1. 6675	- 1998-99		
2. .388 (630-1622)	1963-64	2. 30.2 (31 games)	2019-20	2. 6450	- 2016-17		
3. .392 (531-1354)	1962-63	3. 32.0 (29 games)	2006-07	3. 6250	- 2017-18		
4. .396 (635-1602)	1964-65	4. 32.3 (27 games)	1999-00	4. 6200	- 2019-20		
5. .399 (635-1590)	1997-98	32.3 (26 games)	1992-93	5. 6150	- 1980-81		
6. .409 (659-1613)	1967-68	6. 32.6 (27 games)	2013-14	6. 6025	- 2015-16		
7. .415 (680-1640)	2006-07	7. 32.9 (28 games)	1991-92	6025	- 2014-15		
8. .416 (701-1684)	2005-06	8. 33.1 (33 games)	1998-99	6025	- 2021-22		
9. .418 (626-1499)	1971-72	9. 33.3 (27 games)	2008-09	9. 5900	- 2005-06		
10. .419 (638-1521)	1965-66	10. 33.4 (29 games)	2018-19	10. 5825	- 2006-07		

Individual Career Records

Points (1,000-point club)

1. 1835 Cory Parker (115 games) - 1995-00
2. 1796 Steve Schieppe (105 games) - 1987-91
3. 1655 Seth Jackson (108 games) - 2011-15
4. 1608 Cade McKnight (101 games) - 2018-22
5. 1555 Brian Basich (106 games) - 1992-96
6. 1500 Brodrick Thomas (80 games) 2017-20
7. 1447 David Winslow (106 games) - 1977-81
8. 1429 Jason Reinberg (113 games) - 1996-00
9. 1382 Terry Bussard (106 games) - 1975-79
10. 1329 Larry Swift - 1958-61
11. 1326 Mike Carlson (82 games) - 2010-14
12. 1307 Bob Young (106 games) - 1973-77
13. 1283 Justin Matthews (104 games) - 1988-92
14. 1226 Brian Brown (106 games) - 1997-01
15. 1222 Cory Myers (122 games) - 2012-17
16. 1212 Dan Storck (99 games) - 1984-88
17. 1184 Jake Velky (89 games) - 2015-18
18. 1177 Andy Calmes (110 games) - 2003-07
19. 1151 Jason Ramthun (111 games) - 1996-00
20. 1137 Johnnie Wesley (56 games) - 1980-82
21. 1116 Jack Beck - 1951-55
22. 1114 Tom Norton (101 games) - 2009-13
23. 1099 Austin Kirby (110 games) - 2003-07
24. 1098 Chip Sodemann (110 games) - 2002-06
25. 1083 Nick Certa (109 games) - 2004-08
26. 1079 Grant Agbo (107 games) - 2003-07
27. 1060 Mark Campbell (110 games) - 1980-84
28. 1058 Claude Wilson (77 games) - 1967-71
29. 1049 Lou Gregory (93 games) - 1969-73
- 1049 Turner Scott (112 games) - 2017-20
31. 1017 Steve Liford (47 games) - 1985-88
32. 1008 Ethan Freeman (107 games) - 2007-11

Scoring average (minimum 40 games)

1. 21.6 Steve Liford (47 games) 1985-86, 87-88
2. 20.8 Les Selvage (46 games) 1962-64
3. 20.3 Johnnie Wesley (56 games) 1980-82
4. 20.1 Larry Swift 1958-61
5. 18.8 Brodrick Thomas (80 games) 2017-20
6. 17.4 Paul Ozug (45 games) 1967-69
7. 17.2 Ved Green (53 games) 1977-79
8. 17.1 Steve Schieppe (105 games) 1987-91
9. 16.2 Mike Carlson (82 games) 2010-14
10. 16.0 Cory Parker (115 games) 1995-00

Field goals made

1. 652 Steve Schieppe (105 games) - 1987-91
2. 610 David Winslow (106 games) - 1977-81
3. 598 Cory Parker (115 games) - 1995-00
4. 575 Bob Young (106 games) - 1973-77
5. 572 Terry Bussard (106 games) - 1975-79
6. 545 Cade McKnight (101 games) - 2018-22
7. 544 Larry Swift - 1958-61
8. 542 Seth Jackson (108 games) - 2011-15
9. 532 Dan Storck (99 games) - 1984-88
10. 528 Jason Reinberg (113 games) - 1996-00
- 528 Brodrick Thomas (80 games) - 2017-20

Field goals attempted

1. 1368 Steve Schieppe (105 games) - 1987-91
2. 1310 Bob Young (106 games) - 1973-77
3. 1306 Brian Basich (106 games) - 1992-96
4. 1214 David Winslow (106 games) - 1977-81
5. 1173 Cory Parker (115 games) - 1995-00
6. 1154 Terry Bussard (106 games) - 1975-79
7. 1119 Seth Jackson (108 games) - 2011-15
8. 1111 Jason Reinberg (113 games) - 1996-00
9. 1093 Brodrick Thomas (80 games) - 2017-20
10. 1091 Claude Wilson (77 games) - 1967-71

Field goal percentage (minimum 200 made)

1. .608 Zach Fischer (302-497) 2014-18
2. .576 Cade McKnight (389-675) 2018-22
2. .567 Glenn Jacobs (224-395) 1987-89
3. .550 Johnnie Wesley (452-822) 1980-82
4. .541 Matt Clements (336-621) 1988-92
5. .540 Mike Stenger (244-452) 1986-90
6. .538 Connor Erickson (353-656) 2013-17
7. .528 Bill Eckholm (242-458) 1991-95
8. .522 Billy Daniel (246-471) 2013-17
9. .520 Vesko Filchev (329-633) 2007-12

3-point field goals made

1. 300 Steve Schieppe (105 games) - 1987-91
2. 263 Tom Norton (101 games) - 2009-13
3. 238 Brian Basich (106 games) - 1992-96
4. 237 Isaac Gardner (111 games) - 2010-15
5. 216 Jake Velky (89 games) - 2015-18
6. 211 Andrew Vander Zwaag (110 games) - 2011-12, 13-16
7. 205 Nathan Messer (85 games) - 2016-19
8. 201 Boyd Printy (77 games) - 1989-92
9. 199 Austin Kirby (110 games) - 2003-07
10. 186 Andy Guethle (114 games) - 1996-00

3-point field goals attempted

1. 699 Tom Norton (101 games) - 2009-13
2. 688 Steve Schieppe (105 games) - 1987-91
3. 597 Brian Basich (106 games) - 1992-96
4. 589 Jason Ramthun (111 games) - 1996-00
5. 577 Isaac Gardner (111 games) - 2010-15
6. 554 Austin Kirby (110 games) - 2003-07
7. 533 Andrew Vander Zwaag (110 games) - 2011-12, 13-16
8. 524 Nathan Messer (85 games) - 2016-19
9. 513 Jake Velky (89 games) - 2015-18
10. 476 Andy Guethle (114 games) - 1996-00

3-point FG percentage (minimum 50 made)

1. .450 Boyd Printy (201-447) 1989-92
2. .441 Scott Matthews (63-143) 1993-94
3. .438 Masen Miller (160-365) 2020-22
4. .437 Taurin Hughes (125-286) 2014-19
5. .436 Steve Schieppe (300-688) 1987-91
6. .430 Cory Myers (138-321) 2012-17
7. .429 Kyle Kanaskie (147-343) 2013-17
8. .421 Jake Velky (216-513) 2015-18
9. .418 Jiri Miki (154-368) 1999-03
- .418 Mike Peterson (161-385) 1997-01

Free throws made

1. 607 Cory Parker (115 games) - 1995-00
2. 521 Seth Jackson (108 games) - 2011-15
3. 439 Cade McKnight (101 games) - 2018-22
4. 341 Jason Reinberg (113 games) - 1996-00
5. 338 Bill Ausmus - 1955-57
6. 316 Cory Myers (122 games) - 2012-17
7. 296 Brian Brown (106 games) - 1997-01
8. 285 Lou Gregory (93 games) - 1969-73
9. 280 Brodrick Thomas (80 games) - 2017-20
10. 276 Ethan Freeman (107 games) - 2007-11

Individual Career Records

Free throws attempted

- 1. 784 Cory Parker (115 games) - 1995-00
- 2. 730 Seth Jackson (108 games) -2011-15
- 3. 557 Cade McKnight (101 games) - 2018-22
- 4. 528 Jason Reinberg (113 games) - 1996-00
- 5. 472 Ethan Freeman (107 games) - 2007-11
- 6. 427 Lou Gregory (93 games) - 1969-73
- 7. 422 Claude Wilson (77 games) - 1967-71
- 8. 409 Brian Brown (106 games) - 1997-01
- 9. 408 Matt Clements (104 games) - 1988-92
- 10. 400 David Taylor (89 games) - 1962-66

Free throw percentage (minimum 100 made)

- 1. .910 Elijah Hazekamp (101-111) 2020-present
- 2. .874 Kyle Kanaskie (132-151) 2013-17
- 3. .858 Tom Norton (211-246) 2009-13
- 4. .857 Jake Velky (228-266) 2015-18
- 5. .848 Scott Matthews (106-125) 1993-94
- .848 Mike Peterson (195-230) 1997-01
- 7. .829 Terry Bussard (238-287) 1975-79
- 8. .827 Jim Magruder (110-133) 1970-73
- 9. .823 Brian Basich (265-322) 1992-96
- 10. .813 Chip Sodemann (231-284) 2002-06
- .813 Tom Timion (113-139) 1982-86

Rebounds

- 1. 996 David Winslow (106 games) - 1977-81
- 2. 955 Cory Parker (232o-723d) - 1995-00
- 3. 915 Jason Reinberg (241o-674d) - 1996-00
- 4. 893 Andy Calmes (251o-642d) - 2003-07
- 5. 821 David Taylor (89 games) - 1962-66
- 821 Larry Swift - 1959-61
- 7. 785 Ethan Freeman (173o-612d) - 2007-11
- 8. 764 Lou Gregory (93 games) - 1969-73
- 9. 730 Erik Hansen (107 games) - 1982-87
- 10. 714 Floyd McMillon (46 games) - 1963-65

Rebounding average (minimum 40 games)

- 1. 15.5 Floyd McMillon (46 games) 1963-65
- 2. 12.4 Larry Swift 1958-61
- 3. 11.7 Angelo Herman (51 games) 1976-78
- 4. 10.8 Lee Smith (50 games) 1972-74
- 10.8 Paul Ozug (45 games) 1967-69
- 6. 10.2 Scott Bobysud (52 games) 1974-76
- 7. 9.4 David Winslow (106 games) 1977-81
- 8. 9.2 David Taylor (89 games) 1962-66
- 9. 8.9 Steve Horton (54 games) 1993-95
- 10. 8.8 David Wild (46 games) 1965-67

Assists

- 1. 582 Terry Bussard - 1975-79
- 2. 517 Mark Campbell - 1980-84
- 3. 489 Brian Basich - 1992-96
- 4. 471 Cory Myers - 2012-17
- 5. 436 Turner Scott 2018-21
- 6. 356 Jimmy Gooden - 1984-86
- 7. 342 Hunter Strait - 2018-
- 8. 322 Chip Sodemann - 2002-06
- 9. 320 Jason Reinberg - 1996-00
- 10. 319 Banks Estridge - 2005-09

Assists average (minimum 40 games)

- 1. 6.7 Jimmy Gooden (53 games) 1984-86
- 2. 5.5 Terry Bussard (106 games) 1975-79
- 3. 4.8 Milous Meadows (54 games) 1983-85
- 4. 4.7 Mark Campbell (110 games) 1980-84
- 5. 4.6 Brian Basich (106 games) 1992-96
- 4.6 Leroy Carter (56 games) 1980-82
- 7. 4.2 Rocky Moore (52 games) 1975-77
- 8. 4.1 Dwight Sistrunk Jr. (53 games) 2015-17
- 4.1 Bill Woodall (53 games) 1977-79

- 10. 3.9 Cory Myers (122 games) 2012-17
- 3.9 Turner Scott (112 games) 2018-21

Blocked shots

- 1. 150 Steve Horton - 1993-95
- 2. 110 Justin Matthews - 1988-92
- 3. 93 Mike Carlson - 2010-14
- 4. 84 Brodrick Thomas - 2017-20
- 5. 82 Nick Certa - 2004-08
- 6. 78 Vesko Filchev - 2007-12
- 7. 77 Erik Hansen - 1982-87
- 8. 75 Dan Storck - 1984-88
- 9. 72 Connor Erickson - 2013-17
- 10. 71 Billy Daniel - 2013-17

Blocked shots average (minimum 40 games)

- 1. 2.8 Steve Horton (54 games) 1993-95
- 2. 1.3 Rick Rigsbee (54 games) 1990-92
- 3. 1.2 Brodrick Thomas (49 games) 2017-19
- 4. 1.1 Mike Carlson (82 games) 2010-14
- 1.1 Justin Matthews (104 games) 1988-92
- 1.1 Brodrick Thomas (80 games) 2017-20
- 6. 1.0 Greg Gordon (54 games) 1983-85
- 7. 0.9 Jerry Puryear (53 games) 1984-86
- 8. 0.8 Glenn Jacobs (46 games) 1987-89
- 0.8 Vesko Filchev (102 games) 2007-12
- 0.8 Dan Storck (99 games) 1984-88
- 0.8 Nick Certa (109 games) 2004-08

Steals

- 1. 221 Mark Campbell - 1980-84
- 2. 198 Cory Myers - 2012-17
- 3. 167 David Winslow - 1977-81
- 4. 155 Justin Matthews - 1988-92
- 5. 150 Leroy Carter - 1980-82
- 6. 147 Brian Basich - 1992-96
- 7. 142 Banks Estridge - 2005-09
- 8. 137 Cole Myers - 2012-16
- 9. 136 Jason Reinberg - 1996-00
- 10. 128 Brodrick Thomas - 2017-20

Steals average (minimum 50 games)

- 1. 2.7 Leroy Carter (56 games) 1980-82
- 2. 2.0 Mark Campbell (110 games) 1980-84
- 3. 1.6 Milous Meadows (54 games) 1983-85
- 1.6 David Winslow (106 games) 1977-81
- 1.6 Cory Myers (122 games) 2012-17
- 1.6 Brodrick Thomas (80 games) 2017-20
- 6. 1.5 Gary Bussard (82 games) 1980-83
- 1.5 Justin Matthews (104 games) 1988-92
- 8. 1.4 Johnnie Wesley (56 games) 1980-82
- 1.4 Jaffee Woolfork (54 games) 1978-80
- 1.4 Brian Basich (106 games) 1992-96
- 1.4 Banks Estridge (104 games) 2005-09
- 1.4 Dwight Sistrunk Jr. (53 games) 2015-17

Games played

- 1. 122 Cory Myers - 2012-17
- 2. 116 Billy Daniel - 2013-17
- 3. 115 Cory Parker - 1995-00
- 4. 114 Andy Guethle - 1996-00
- 5. 113 Jason Reinberg - 1996-00
- 113 Hunter Strait - 2018-
- 7. 112 Turner Scott - 2018-21
- 8. 111 Jason Ramthun - 1996-00
- 111 Isaac Gardner - 2010-15
- 10. 110 Austin Kirby - 2003-07
- 110 Chip Sodemann - 2002-06
- 110 Garret Grimm - 2002-07
- 110 Mark Campbell - 1980-84
- 110 Andy Calmes - 2003-07

Year-By-Year Season Stats

Year	GP	W	L	W	L	Fin	PPG	FG%	3FG%	FT%	RB/G	Opp. PPG	FG%	3FG%	FT%	RB/G	Leading Scorer
1919-20	16	8	8	5	6												
1920-21	12	9	3	2	3												
1921-22	10	6	4	5	3												
1922-23	16	9	7	7	5												
1923-24	11	5	6	1	6												
1924-25	16	7	9	3	5												
1925-26	16	11	5	5	3												
1926-27	19	13	6	7	5	1st											
1927-28	19	9	10	7	5												
1928-29	21	11	10	9	7												
1929-30	21	11	10	8	8												
1930-31	17	8	9	2	6												
1931-32	17	10	7	4	4												
1932-33	16	10	6	3	5												
1933-34	20	9	11	3	6												
1934-35	12	6	6	2	6												
1935-36	15	5	10	2	8												
1936-37	20	5	15	1	10												
1937-38	20	10	10	2	8												
1938-39	16	5	11	3	7												
1939-40	23	10	13	2	9												
1940-41	25	18	7	6	4												
1941-42	22	14	8	4	6												
1942-43	8	4	4	1	4												
1944-45	8	3	5	0	0												
1945-46	14	2	12	1	9												
1946-47	32	30	2	10	1	1st											
1947-48	31	29	2	10	0	1st											
1948-49	28	17	11	6	4												
1949-50	23	10	13	6	5												
1950-51	21	10	11	4	8												
1951-52	19	12	7	5	5												
1952-53	19	12	7	6	4												
1953-54	20	16	4	7	3												
1954-55	25	19	6	9	1												
1955-56	22	17	5	9	1	1st	82.5					74.0					
1956-57	20	15	5	8	2	1st											
1957-58	20	16	4	8	2	2nd	68.1					60.1					Roy Tewell (14.2)
1958-59	19	13	6	7	3	2nd	73.17					65.0					Larry Swift (21.1)
1959-60	25	19	6	10	2	1st											
1960-61	23	17	6	5	5	2nd	74.2	.435		.722	50.3	65.2	.385		.712	37.5	Larry Swift (20.2)
1961-62	22	10	12	4	6	4th	73.9	.429		.702	46.0	74.6	.421		.716	44.2	Milt McPike (14.6)
1962-63	23	16	7	7	3	2nd	73.5	.419		.686	50.0	64.8	.392		.659	42.7	Les Selvage (20.6)
1963-64	23	17	6	6	3	2nd	82.7	.457		.702	53.3	71.9	.388		.654	44.7	Les Selvage (21.0)
1964-65	23	14	9	5	5	4th	78.8	.396		.640	58.3	73.4	.396		.700	48.0	Wayne Clinton (19.0)
1965-66	23	6	17	1	9	6th	68.5	.379		.625	50.4	75.8	.419		.648	52.1	David Wild (13.0)
1966-67	23	11	12	5	5	3rd	70.9	.400		.646	49.4	74.7	.445		.637	45.6	David Wild (14.6)
1967-68	23	13	10	5	5	2nd	77.9	.415		.650	52.9	75.1	.409		.670	49.7	Paul Ozug (21.7)
1968-69	22	11	11	6	4	3rd	73.5	.411		.582	51.0	74.7	.424		.664	50.0	Claude Wilson (13.0)
1969-70	24	11	13	1	9	6th	76.6	.420		.615	52.6	78.2	.438		.643	48.4	Don Bramlett (14.1)
1970-71	27	18	9	9	3	1st	74.0	.406		.631	50.7	72.4	.420		.657	47.9	Claude Wilson (16.1)
1971-72	24	13	11	6	6	5th	79.1	.417		.668	49.6	79.3	.418		.706	48.8	Greg Scott (15.6)
1972-73	25	12	13	4	8	5th	77.5	.455		.681	44.9	78.8	.453		.691	44.5	Lou Gregory (14.6)
1973-74	25	11	14	5	7	5th	76.3	.432		.606	52.3	80.4	.421		.679	49.4	Lee Smith (18.0)
1974-75	26	14	12	6	6	4th	82.5	.462		.672	52.5	75.6	.431		.669	41.9	Charles Rose (14.4)
1975-76	26	18	8	8	4	3rd	84.2	.469		.698	50.9	79.2	.434		.681	43.8	Charles Rose (15.0)
1976-77	26	14	12	4	8	4th	79.8	.458		.673	49.7	78.4	.451		.680	44.0	Bob Young (17.2)
1977-78	27	16	11	8	4	3rd	82.4	.436		.670	50.5	78.5	.455		.650	46.7	Ved Green (16.7)
1978-79	28	20	8	9	7	1st	86.4	.477		.715	45.1	75.5	.491		.699	39.8	Ved Green (17.7)
1979-80	26	12	14	3	9	7th	77.5	.462		.687	44.2	77.1	.491		.682	38.7	David Winslow (19.7)
1980-81	30	19	11	8	6	4th	73.7	.486		.677	38.2	70.0	.479		.691	36.9	Johnnie Wesley (17.3)
1981-82	27	17	10	7	5	4th	77.0	.495		.701	38.5	70.9	.461		.735	38.0	Johnnie Wesley (23.7)
1982-83	27	13	14	4	7	5th	68.1	.454		.643	38.2	71.1	.489		.660	39.4	James Hutcherson (15.8)
1983-84	27	12	15	6	6	4th	73.3	.494		.657	39.5	72.3	.461		.642	40.0	Greg Gordon (14.7)
1984-85	27	15	12	6	6	4th	65.0	.470		.699	36.8	61.9	.433		.662	36.7	Jimmy Gooden (11.3)
1985-86	27	12	15	5	7	4th	73.1	.488		.698	41.6	74.3	.454		.678	38.6	Steve Liford (18.5)
1986-87	27	3	24	1	13	8th	63.1	.445	.373	.665	36.6	74.6	.459	.396	.721	38.8	Dan Storck (17.3)
1987-88	30	11	19	3	11	7th	78.0	.646	.417	.701	41.5	82.1	.471	.375	.390	40.4	Steve Liford (25.9)
1988-89	26	7	19	2	12	8th	75.1	.469	.400	.648	39.5	77.4	.477	.363	.647	38.7	Steve Schieppe (19.6)

Year	GP	W	L	W	L	Fin	PPG	FG%	3FG%	FT%	RB/G	Opp. PPG	FG%	3FG%	FT%	RB/G	Leading Scorer
1990-91	28	13	15	5	11	8th	76.0	.477	.405	.670	35.8	73.5	.428	.332	.702	36.4	Steve Schieppe (18.9)
1991-92	28	11	17	4	12	11th	74.4	.475	.387	.663	39.3	76.1	.426	.352	.667	36.1	Dale Reid (15.8)
1992-93	26	6	20	3	13	12th	67.2	.434	.356	.653	37.1	75.1	.460	.424	.658	35.9	Xavi Cargol (14.4)
1993-94	27	18	9	11	5	4th	83.2	.462	.408	.711	41.0	78.4	.442	.348	.680	37.0	Scott Matthews (22.2)
1994-95	27	17	10	12	4	3rd	82.0	.448	.351	.668	45.0	80.4	.425	.345	.705	38.8	Brian Basich (18.5)
1995-96	26	6	20	3	13	12th	69.7	.407	.324	.718	38.1	76.9	.473	.350	.707	36.3	Brian Basich (19.3)
1996-97	27	11	16	7	11	7th	69.8	.429	.317	.639	39.6	74.6	.438	.359	.650	36.9	Cory Parker (18.0)
1997-98	27	14	13	8	8	5th	66.1	.438	.320	.643	39.7	67.1	.399	.314	.676	33.6	Cory Parker (18.0)
1998-99	33	26	7	12	4	3rd	75.6	.464	.362	.704	39.0	67.6	.411	.351	.656	33.1	Cory Parker (17.5)
1999-00	27	16	11	9	9	6th	74.0	.452	.345	.734	36.6	71.2	.440	.368	.710	32.2	Cory Parker (16.2)
2000-01	27	7	20	3	15	8th	64.1	.416	.333	.670	35.1	69.7	.432	.309	.681	35.7	Brian Brown (14.1)
2001-02	26	3	23	1	17	10th	66.2	.409	.335	.621	35.4	77.2	.455	.364	.750	37.2	Scott Coykendall (13.0)
2002-03	27	7	20	3	15	9th	70.3	.450	.349	.704	34.7	74.2	.446	.367	.702	35.7	Matt Beran (15.2)
2003-04	27	6	21	3	15	10th	65.3	.414	.297	.656	36.5	71.7	.440	.413	.659	36.1	Grant Agbo (12.6)
2004-05	27	8	19	4	14	10th	65.7	.417	.388	.709	32.8	70.3	.457	.344	.699	34.5	Chip Sodemann (12.7)
2005-06	29	20	9	10	6	3rd	72.2	.456	.374	.705	36.0	66.5	.416	.307	.699	33.9	Andy Calmes (12.9)
2006-07	29	16	13	9	9	6th	68.6	.456	.374	.714	35.7	64.5	.415	.323	.718	32.0	Nick Certa (14.1)
2007-08	27	5	22	4	14	9th	60.1	.416	.334	.662	35.3	65.5	.423	.357	.662	35.0	Nick Certa (14.6)
2008-09	27	6	21	1	19	11th	61.7	.429	.322	.675	33.4	69.4	.450	.380	.700	33.3	Banks Estridge (10.1)
2009-10	27	5	22	3	17	10th	65.4	.424	.355	.720	33.6	75.4	.460	.351	.701	36.0	Vesko Filchev (11.6)
2010-11	26	7	19	5	17	10th	69.2	.421	.369	.688	35.8	75.8	.442	.333	.670	36.2	Alex Henderson (14.7)
2011-12	28	8	20	5	15	10th	67.4	.421	.353	.659	34.1	71.4	.427	.337	.714	36.2	Seth Jackson (11.9)
2012-13	27	10	17	7	11	11th	70.5	.442	.350	.730	32.6	69.6	.446	.366	.683	33.6	Mike Carlson (17.1)
2013-14	27	20	7	13	5	5/2W	79.8	.492	.384	.741	33.2	70.0	.437	.356	.673	32.6	Mike Carlson (21.3)
2014-15	30	20	10	11	7	7/2W	82.2	.488	.393	.730	32.2	69.4	.441	.350	.718	34.7	Seth Jackson (22.3)
2015-16	30	21	9	12	6	5/2W	82.4	.484	.381	.704	31.7	76.2	.466	.371	.709	37.0	Cole Myers (12.6)
2016-17	32	22	10	12	6	6/2W	86.8	.499	.429	.746	35.3	77.4	.462	.380	.709	33.9	Jake Velky (16.1)
2017-18	31	20	11	13	5	2/1W	83.8	.483	.381	.741	33.9	76.9	.455	.359	.757	36.6	Zach Fischer (17.0)
2018-19	29	14	15	9	9	8th	72.9	.462	.369	.738	31.8	72.2	.457	.358	.756	33.4	Brodrick Thomas (18.0)
2019-20	31	23	8	14	4	T-1st	74.4	.493	.365	.739	34.0	66.9	.427	.332	.727	30.2	Brodrick Thomas (21.5)
2020-21	23	20	3	18	1	1st	77.5	.493	.395	.785	33.8	67.9	.437	.357	.736	27.7	Cade McKnight (18.1)
2021-22	30	20	10	13	6	3rd	79.3	.500	.394	.778	33.6	72.9	.449	.369	.732	28.5	Cade McKnight (19.2)

Year-By-Year Leaders

Scoring		Rebounding		Field Goal % (min. 75 made)	
1960-61	Swift,Larry 402 20.1	1960-61	Swift,Larry 274 13.7	1960-61	Sterritt,Ralph 459 . . 107-233
1961-62	Germain,Jerry 276 13.8	1961-62	McPike,Milt 161 10.7	1961-62	Germain,Jerry 415 . . 110-265
1962-63	Selvage,Les 473 20.6	1962-63	Reed,John 183 8.3	1962-63	Selvage,Les 433 . . 189-436
1963-64	Selvage,Les 484 21.0	1963-64	McMillon,Floyd 283 12.3	1963-64	Clinton,Wayne 451 . . 124-275
1964-65	Clinton,Wayne 438 19.0	1964-65	McMillon,Floyd 431 18.7	1964-65	Clinton,Wayne 444 . . 179-403
1965-66	Wild,David 299 13.0	1965-66	Taylor,David 282 12.3	1965-66	Taylor,David 512 . . 106-207
1966-67	Wild,David 335 14.6	1966-67	Wild,David 217 9.4	1966-67	Wild,David 416 . . 101-243
1967-68	Ozug,Paul 498 21.7	1967-68	Ozug,Paul 305 13.3	1967-68	Rider,Rich 467 . . 98-210
1968-69	Ozug,Paul 286 13.0	1968-69	Ozug,Paul 180 8.2	1968-69	Ozug,Paul 432 . . 98-227
1969-70	Wilson,Claude 461 21.0	1969-70	Buhr,Jerry 240 10.0	1969-70	Buhr,Jerry 513 . . 98-191
1970-71	Wilson,Claude 418 16.1	1970-71	Currie,Charles 330 12.2	1970-71	Wilson,Claude 443 . . 163-368
1971-72	Scott,Greg 375 15.6	1971-72	Scott,Greg 227 9.5	1971-72	Scott,Greg 434 . . 144-332
1972-73	Gregory,Lou 364 14.6	1972-73	Smith,Lee 199 8.0	1972-73	Gregory,Lou 545 . . 139-255
1973-74	Smith,Lee 451 18.0	1973-74	Smith,Lee 342 13.7	1973-74	Smith,Lee 509 . . 195-383
1974-75	DeMartin,Dan 345 13.3	1974-75	Bobysud,Scott 270 10.4	1974-75	DeMartin,Dan 514 . . 150-292
1975-76	Rose,Charles 391 15.0	1975-76	Bobysud,Scott 260 10.0	1975-76	Bobysud,Scott 504 . . 134-266
1976-77	Young,Bob 446 17.2	1976-77	Herman,Angelo 283 11.3	1976-77	Bussard,Terry 526 . . 152-289
1977-78	Green,Ved 417 16.7	1977-78	Herman,Angelo 315 12.1	1977-78	Green,Ved 478 . . 181-379
1978-79	Green,Ved 495 17.7	1978-79	Winslow,David 267 9.9	1978-79	Bussard,Terry 529 . . 192-363
1979-80	Winslow,David 512 19.7	1979-80	Winslow,David 325 12.5	1979-80	Winslow,David 531 . . 221-416
1980-81	Wesley,Johnnie 520 17.3	1980-81	Winslow,David 319 11.0	1980-81	Wesley,Johnnie 531 . . 217-409
1981-82	Wesley,Johnnie 617 23.7	1981-82	Wesley,Johnnie 209 8.0	1981-82	Wesley,Johnnie 569 . . 235-413
1982-83	Hutcherson,James 426 15.8	1982-83	Hutcherson,James 234 8.7	1982-83	Campbell,Mark 495 . . 142-287
1983-84	Gordon,Greg 396 14.7	1983-84	Hansen,Erik 164 6.1	1983-84	Campbell,Mark 556 . . 159-286
1984-85	Gooden,Jimmy 293 11.3		Burton,Clay 164 6.3	1984-85	Meadows,Milous 520 . . 93-179
1985-86	Liford,Steve 499 18.5	1984-85	Harris,Eric 146 5.6	1985-86	Liford,Steve 526 . . 235-447
1986-87	Storck,Dan 468 17.3	1985-86	Liford,Steve 181 6.7	1986-87	Storck,Dan 520 . . 206-396
1987-88	Storck,Dan 555 18.5	1986-87	Hansen,Erik 237 9.5	1987-88	Jacobs,Glenn 621 . . 105-169
1988-89	Schieppe,Steve 510 19.6	1987-88	Storck,Dan 213 7.1	1988-89	Jacobs, Glenn 527 . . 119-226
1989-90	Matthews,Justin 386 14.3	1988-89	Jacobs, Glenn 177 6.8	1989-90	Stenger, Mike 582 . . 96-165
1990-91	Schieppe,Steve 528 18.9	1989-90	Clements, Matt 161 6.0	1990-91	Schieppe,Steve 499 . . 187-375
1991-92	Reid,Dale 427 15.8	1990-91	Reid,Dale 165 5.9	1991-92	Clements,Matt 574 . . 112-195
1992-93	Cargol, Xavi 374 14.4	1991-92	Rigsbee,Rick 195 7.0	1992-93	Cargol, Xavi 457 . . 156-341
1993-94	Matthews, Scott 533 22.2	1992-93	Cargol, Xavi 222 8.5	1993-94	Horton, Steve 515 . . 140-272
1994-95	Basich, Brian 499 18.5	1993-94	Horton, Steve 234 8.7	1994-95	Cargol, Xavi 565 . . 117-207
1995-96	Basich, Brian 502 19.3	1994-95	Horton, Steve 249 9.2	1995-96	Parker, Cory 555 . . 101-182
1996-97	O'Donnell, Jimmy 323 12.0	1995-96	Parker, Cory 199 7.7	1996-97	Reuschel, Tim 535 . . 114-213
1997-98	Parker, Cory 486 18.0	1996-97	Reinberg, Jason 182 6.7	1997-98	O'Donnell, Jimmy 500 . . 101-202
1998-99	Reinberg, Jason 517 15.7		Reuschel, Tim 182 6.7	1998-99	Parker,Cory 535 . . 159-297
1999-00	Parker,Cory 438 16.2	1997-98	Parker, Cory 260 9.6	1999-00	Parker,Cory 502 . . 146-291
2000-01	Brown,Brian 382 14.1	1998-99	Reinberg, Jason 277 8.4	2000-01	Brown,Brian 468 . . 137-293
2001-02	Coykendall,Scott 337 13.0	1999-00	Reinberg,Jason 240 8.9	2001-02	Coykendall,Scott 492 . . 125-254
2002-03	Beran,Matt 379 15.2	2000-01	Brown,Brian 180 6.7	2002-03	Glosier,Adam 548 . . 108-197
2003-04	Agbo,Grant 327 12.6	2001-02	Beran,Matt 190 7.3	2003-04	Beran,Matt 477 . . 115-241
2004-05	Sodemann,Chip 344 12.7	2002-03	Beran,Matt 205 8.2	2004-05	Lindsey,Derek 490 . . 97-198
2005-06	Calmes,Andy 373 12.9	2003-04	Beran,Matt 156 7.1	2005-06	Agbo,Grant 533 . . 96-180
2006-07	Certa,Nick 410 14.1	2004-05	Calmes,Andy 226 8.7	2006-07	Agbo,Grant 504 . . 126-250
2007-08	Certa,Nick 393 14.6	2005-06	Calmes,Andy 269 9.3	2007-08	Estridge,Banks 436 . . 123-282
2008-09	Estridge,Banks 273 10.1	2006-07	Calmes,Andy 269 9.6	2008-09	Freeman,Ethan 505 . . 98-194
2009-10	Filchev,Vesko 314 11.6	2007-08	Fandja,Patrick 194 7.2	2009-10	Freeman,Ethan 505 . . 101-200
2010-11	Henderson,Alex 381 14.7	2008-09	Fandja,Patrick 150 5.6	2010-11	Filchev,Vesko 514 . . 108-210
2011-12	Norton,Tom 318 11.8	2009-10	Freeman,Ethan 227 8.4	2011-12	Gardner, Isaac 439 . . 83-189
2012-13	Carlson,Mike 461 17.1	2010-11	Freeman,Ethan 251 9.7	2012-13	Carlson,Mike 512 . . 168-328
2013-14	Carlson,Mike 575 21.3	2011-12	Carlson,Mike 135 4.8	2013-14	Carlson,Mike 544 . . 198-364
2014-15	Jackson,Seth 623 22.3	2012-13	Carlson,Mike 182 6.7	2014-15	Jackson,Seth 509 . . 197-387
2015-16	Myers,Cole 316 12.6	2013-14	Carlson,Mike 194 7.2	2015-16	Erickson,Connor 545 . . 116-213
2016-17	Velky,Jake 466 16.1	2014-15	Jackson,Seth 130 4.6	2016-17	Fischer,Zach 589 . . 83-141
2017-18	Fischer,Zach 528 17.0	2015-16	Daniel,Billy 135 4.5	2017-18	Fischer,Zach 624 . . 194-311
2018-19	Thomas,Brodrick 413 18.0	2016-17	Erickson,Connor 205 6.4	2018-19	McKnight,Cade 606 . . 126-208
2019-20	Thomas, Brodrick 666 21.5	2017-18	Fischer,Zach 301 9.7	2019-20	McQuinn, Alex 650 . . 91-140
2020-21	McKnight, Cade 398 18.1	2018-19	Thomas,Brodrick 149 6.5	2020-21	Peeters, Dylan 533 . . 105-197
2021-22	McKnight, Cade 480 19.2	2019-20	Thomas, Brodrick 224 7.2	2021-22	Peeters, Dylan 614 . . 97-158
		2020-21	Peeters, Dylan 216 9.4		
		2021-22	Elijah Hazekamp 213 7.1		

Year-By-Year Leaders

Three-Point FG% (min 20 made)

1986-87	Shippy,Doug	.423	30-71
1987-88	Schieppe,Steve	.476	69-145
1988-89	Schieppe, Steve	.451	82-182
1989-90	Printy, Boyd	.443	78-176
1990-91	Schieppe,Steve	.437	101-231
1991-92	Printy,Boyd	.489	68-139
1992-93	Basich, Brian	.422	27-64
1993-94	Cappel, Eric	.510	25-49
1994-95	Basich, Brian	.384	81-211
1995-96	Basich, Brian	.371	83-224
1996-97	Guethle, Andy	.369	48-130
1997-98	Guethle, Andy	.370	34-92
1998-99	Peterson, Mike	.434	43-99
1999-00	Peterson, Mike	.417	53-127
2000-01	Mikl, Jiri	.487	38-78
2001-02	Mikl, Jiri	.422	65-154
2002-03	Mueller, Aaron	.402	45-112
2003-04	Brock, Matt	.363	29-80
2004-05	Lindsey, Derek	.456	26-57
2005-06	Lindsey, Derek	.380	38-100
2006-07	Certa, Nick	.457	53-116
2007-08	Certa, Nick	.373	44-118
2008-09	Henderson, Alex	.386	32-83
2009-10	Henderson, Alex	.419	44-105
2010-11	Gardner, Isaac	.420	42-100
2011-12	Gardner, Isaac	.444	68-153
2012-13	Carlson, Mike	.416	32-77
2013-14	VanderZwaag, Andrew	.422	65-154
2014-15	Gardner, Isaac	.451	60-133
2015-16	VanderZwaag, Andrew	.409	76-186
2016-17	Kanaskie, Kyle	.506	42-83
2017-18	Fischer, Zach	.446	33-74
2018-19	Hughes, Taurin	.439	69-157
2019-20	Thomas, Brodrick	.417	83-199
2020-21	Hazekamp, Elijah	.439	43-98
2021-22	Miller, Masen	.447	98-219

Free Throw % (min 30 made)

1960-61	Hendren, Gary	.836	31-37
1961-62	Germain, Jerry	.820	56-68
1962-63	Lee, Gene	.820	73-89
1963-64	Clinton, Wayne	.819	68-83
1964-65	Clinton, Wayne	.760	80-105
1965-66	Wild, David	.796	125-157
1966-67	Wild, David	.739	133-180
1967-68	Rider, Rich	.846	44-52
1968-69	Ozug, Paul	.642	34-53
1969-70	Sterchi, Ron	.746	47-63
1970-71	Magruder, Jim	.848	56-66
1971-72	Boyer, Joe	.808	84-104
1972-73	Blaydes, Jim	.795	35-44
1973-74	Moton, Jim	.710	44-62
1974-75	Young, Bob	.811	30-37
1975-76	Brown, Glenn	.814	35-43
1976-77	Bussard, Terry	.875	49-56
1977-78	Bussard, Terry	.771	54-70
1978-79	Bussard, Terry	.866	97-112
1979-80	Winslow, David	.753	70-93
1980-81	Carlson, Chris	.830	39-47
1981-82	Bussard, Gary	.754	43-57
	Wesley, Johnnie	.754	147-195
1982-83	Bussard, Gary	.699	65-93
1983-84	Campbell, Mark	.771	37-48
1984-85	Bildner, Tom	.771	84-109
1985-86	Timion, Tom	.824	56-68
1986-87	Hansen, Erik	.700	77-110
1987-88	Liford, Steve	.857	66-77
1988-89	Schieppe, Steve	.732	60-82
1989-90	Reid, Dale	.846	33-39
1990-91	Schieppe, Steve	.855	53-62
1991-92	Reid, Dale	.780	71-91
1992-93	Basich, Brian	.812	56-69
1993-94	Basich, Brian	.864	38-44
1994-95	Basich, Brian	.790	98-124
1995-96	Basich, Brian	.859	73-85
1996-97	Parker, Cory	.880	44-50
1997-98	Guethle, Andy	.776	38-49
1998-99	Peterson, Mike	.890	73-82
1999-00	Peterson, Mike	.875	63-72
2000-01	Peterson, Mike	.830	44-53
2001-02	Coykendall, Scott	.553	78-141
2002-03	Welker, Ryan	.864	38-44
2003-04	Sodemann, Chip	.763	45-59
2004-05	Sodemann, Chip	.881	52-59
2005-06	Sodemann, Chip	.828	82-99
2006-07	Kirby, Austin	.815	75-92
2007-08	Henderson, Alex	.868	33-38
2008-09	Estridge, Banks	.775	55-71
2009-10	Norton, Tom	.936	44-47
2010-11	Sodemann, Pat	.857	30-35
2011-12	Norton, Tom	.805	66-82
2012-13	Norton, Tom	.895	51-57
2013-14	Kanaskie, Kyle	.886	31-35
2014-15	Myers, Cory	.881	52-59
2015-16	Kanaskie, Kyle	.881	74-84
2016-17	Velky, Jake	.896	95-106
2017-18	Velky, Jake	.850	108-127
2018-19	Thomas, Brodrick	.822	88-107
2019-20	Stait, Hunter	.846	33-39
2020-21	Hazekamp, Elijah	.911	41-45
2021-22	Hazekamp, Elijah	.909	60-66

Assists

1972-73	Mandarino, Ron	.60	3.0
1973-74	Blaydes, Jim	104	4.2
1974-75	Blaydes, Jim	103	4.0
1975-76	Bussard, Terry	95	3.7
1976-77	Moore, Rocky	140	5.4
1977-78	Bussard, Terry	149	5.7
1978-79	Bussard, Terry	206	7.4
1979-80	Woolfork, Jaffee	90	3.5
1980-81	Carter, Leroy	142	4.7
1981-82	Carter, Leroy	114	4.4
1982-83	Campbell, Mark	180	6.7
1983-84	Meadows, Milous	152	5.6
1984-85	Gooden, Jimmy	151	5.8
1985-86	Gooden, Jimmy	205	7.6
1986-87	Shippy, Doug	85	3.3
1987-88	Callahan, Dan	98	3.4
1988-89	Gronli, Eivind	85	3.3
1989-90	Printy, Boyd	80	3.0
1990-91	Printy, Boyd	57	2.0
1991-92	Brock, Randy	106	3.8
1992-93	Basich, Brian	146	5.6
1993-94	Basich, Brian	150	5.6
1994-95	Basich, Brian	110	4.1
1995-96	Basich, Brian	83	3.2
1996-97	Guethle, Andy	76	2.8
1997-98	Reinberg, Jason	75	2.9
1998-99	Reinberg, Jason	98	3.0
1999-00	Reinberg, Jason	83	3.1
2000-01	Peterson, Mike	58	2.1
2001-02	Coykendall, Scott	61	2.3
2002-03	Sodemann, Chip	97	3.6
2003-04	Sodemann, Chip	55	2.0
2004-05	Sodemann, Chip	76	2.8
2005-06	Sodemann, Chip	94	3.2
2006-07	Estridge, Banks	115	4.0
2007-08	Estridge, Banks	98	3.6
2008-09	Estridge, Banks	87	3.2
2009-10	Henderson, Alex	98	3.6
2010-11	Freeman, Ethan	104	4.0
2011-12	Hicks, EJ	83	3.0
2012-13	Myers, Cory	119	4.4
2013-14	Mells, Reed	141	5.2
2014-15	Mells, Reed	110	3.8
2015-16	Myers, Cory	114	3.8
2016-17	Myers, Cory	143	4.6
2017-18	Thomas, Brodrick	110	4.2
2018-19	Scott, Turner	99	3.4
2019-20	Scott, Turner	128	4.1
2020-21	Scott, Turner	134	5.8
2021-22	Strait, Hunter	145	4.8

Year-By-Year Leaders

Blocks

1978-79	Green,Ved	38	1.4
1979-80	Cobb,Ossie	16	0.6
1980-81	Winslow,David	24	0.8
1981-82	Hutcherson,James	14	0.6
1982-83	Hutcherson,James	10	0.4
1983-84	Gordon,Greg	32	1.2
1984-85	Gordon,Greg	23	0.9
1985-86	Puryear,Jerry	25	1.0
1986-87	Hansen,Erik	28	1.1
1987-88	Storck,Dan	41	1.4
1988-89	Jacobs, Glenn	26	1.0
1989-90	Matthews, Justin	44	1.6
1990-91	Rigsbee,Rick	33	1.3
1991-92	Rigsbee,Rick	36	1.3
1992-93	Steele, Shannon	10	0.4
	McCubbin, Todd	10	0.4
1993-94	Horton, Steve	72	2.7
1994-95	Horton, Steve	78	2.9
1995-96	Douglas, Spencer	13	0.8
1996-97	Reinberg, Jason	14	0.5
1997-98	Parker, Cory	11	0.4
1998-99	Brown, Brian	14	0.4
1999-00	Brown,Brian	17	0.6
2000-01	Brown,Brian	27	1.0
2001-02	Beran,Matt	22	0.8
2002-03	Beran,Matt	19	0.8
2003-04	Ogle,Adam	17	0.6
2004-05	Lindsey,Derek	16	0.6
	Ogle,Adam	16	0.9
2005-06	Lindsey,Derek	22	0.8
2006-07	Certa,Nick	36	1.2
2007-08	Certa,Nick	32	1.2
2008-09	Filchev,Vesko	19	0.8
2009-10	Filchev,Vesko	31	1.1
2010-11	Filchev,Vesko	26	1.0
2011-12	Carlson, Mike	25	0.9
2012-13	Carlson, Mike	38	1.4
2013-14	Carlson, Mike	30	1.1
2014-15	Burmester,Patrick	19	0.7
2015-16	Daniel,Billy	23	0.8
2016-17	Erickson,Connor	31	1.0
2017-18	Thomas,Brodrick	31	1.2
2018-19	Thomas,Brodrick	28	1.2
2019-20	McQuinn, Alex	26	0.9
2020-21	Peeters, Dylan	24	1.0
2021-22	Northweather, Eric	30	1.0

Steals

1978-79	Winslow,David	64	2.4
1979-80	Winslow,David	47	1.8
	Woolfork,Jaffee	47	1.8
1980-81	Carter,Leroy	81	2.7
1981-82	Carter,Leroy	69	2.7
1982-83	Campbell,Mark	68	2.5
1983-84	Campbell,Mark	57	2.1
1984-85	Gooden,Jimmy	32	1.2
	Gordon,Greg	32	1.2
1985-86	Gooden,Jimmy	29	1.1
1986-87	Shippy,Doug	41	1.6
1987-88	Liford,Steve	29	1.5
1988-89	Gronli, Eivind	44	1.7
1989-90	Matthews, Justin	46	1.7
1990-91	Matthews,Justin	37	1.3
1991-92	Matthews,Justin	65	2.3
1992-93	Basich, Brian	43	1.7
1993-94	Basich, Brian	37	1.4
1994-95	Horton, Steve	32	1.2
1995-96	Basich, Brian	37	1.4
1996-97	Guethle, Andy	29	1.1
1997-98	Reinberg, Jason	35	1.3
1998-99	Reinberg, Jason	52	1.6
1999-00	Reinberg,Jason	24	0.9
2000-01	Peterson, Mike	33	1.2
2001-02	Beran,Matt	18	0.7
2002-03	Sodemann,Chip	33	1.2
2003-04	Kirby,Austin	26	1.0
2004-05	Lindsey,Derek	31	1.1
2005-06	Sodemann,Chip	36	1.2
2006-07	Estridge,Banks	47	1.6
2007-08	Estridge,Banks	43	1.6
2008-09	Estridge,Banks	45	1.7
2009-10	Norton,Tom	27	1.0
2010-11	Henderson,Alex	28	1.1
2011-12	Hicks,EJ	26	0.9
2012-13	Carlson, Mike	38	1.4
2013-14	Mells,Reed	47	1.7
2014-15	Mells,Reed	64	2.2
2015-16	Myers,Cory	53	1.8
2016-17	Myers,Cory	62	2.0
2017-18	Thomas,Brodrick	43	1.7
2018-19	Thomas,Brodrick	30	1.3
2019-20	Thomas, Brodrick	55	1.8
2020-21	Scott, Turner	27	1.2
2021-22	Miller, Masen	22	0.8

All-Time Scores

Head Coach H.L. McWilliams (1919-1925)

1919-20 (8-8)

1/23 @ Culver-Stockton.....41-21 W
 1/24 @ Quincy (Ill.).....23-11 W
 1/30 Missouri Wesleyan.....49-27 W
 1/31 @ Missouri Wesleyan.....29-33 L
 2/3 Northwest Missouri.....29-25 W
 2/6 Westminster.....39-57 L
 2/7 Westminster.....16-23 L
 2/14 Central Missouri.....19-46 L
 2/19 Kv. Col. of Ost. Med.....31-12 W
 2/20 Kv. Col. of Ost. Med.....20-12 W
 2/26 Kv. Col. of Ost. Med.....21-26 W
 3/2 @ Missouri Wesleyan.....27-21 W
 3/3 @ William Jewell.....30-33 L
 3/4 @ Northwest Missouri.....33-39 L
 3/5 Northwest Missouri.....22-16 W
 3/9 Kv. Col. of Ost. Med.....25-31 L

1920-21 (9-3)

1/12 Culver-Stockton.....29-15 W
 1/15 Kv. Col. of Ost. Med.....25-21 W
 1/24 Central Missouri.....21-43 L
 2/1 Kv. Col. of Ost. Med.....31-22 W
 2/10 Kv. Col. of Ost. Med.....28-26 W
 2/12 Kv. Col. of Ost. Med.....37-23 W
 2/14 Central Methodist.....42-20 W
 2/18 Kv. Col. of Ost. Med.....28-19 W
 2/20 @ Newtown-Harris H.S.....43-21 W
 2/21 @ Trenton J.C.....32-11 W
 2/22 @ Missouri Wesleyan.....15-37 L
 2/23 @ Tarkio.....21-24 L

1921-22 (6-4)

1/17 Central Wesleyan (S.C.).....25-14 W
 1/19 Westminster.....32-16 W
 1/27 Central Methodist.....23-39 W
 2/3 Culver-Stockton.....34-21 W
 2/6 Northwest Missouri.....29-23 W
 2/7 @ Cent. Wesleyan (S.C.).....26-39 L
 2/8 @ Westminster.....21-27 L
 2/9 @ Central Missouri.....13-34 L
 2/10 @ Central Methodist.....21-16 W
 2/17 @ Culver-Stockton.....19-18 W

1922-23 (9-7)

1/19 Northwest Missouri.....21-19 OT W
 1/26 @ Culver-Stockton.....30-28 W
 2/2 Culver-Stockton.....26-14 W
 2/8 William Jewell.....27-20 W
 2/9 Central Missouri.....31-22 W
 2/13 Missouri Wesleyan.....19-20 L
 2/14 @ Chillicothe Business.....20-14 W
 2/15 @ Northwest Missouri.....21-22 L
 2/16 @ William Jewell.....19-24 L
 2/17 @ Missouri Wesleyan.....35-12 W
 2/22 Missouri-Rolla.....26-23 W
 2/27 @ Cent. Wesleyan (S.C.).....30-34 L
 2/28 Missouri-Rolla.....26-31 W
 3/1 @ Drury.....15-14 W
 3/2 @ Southwest Missouri.....21-44 L
 3/3 @ Southwest Missouri.....21-36 L

1923-24 (5-6)

1/21 Chillicothe Business.....32-14 W
 1/22 @ Kv. Col. of Ost. Med.....19-17 W
 1/24 Hannibal-LaGrange.....21-12 W
 2/5 Northwest Missouri.....26-41 L
 2/6 Northwest Missouri.....23-21 OT W
 2/11 Kv. Col. of Ost. Med.....19-15 W
 2/15 @ Southeast Missouri.....24-25 L
 2/22 Southwest Missouri.....21-50 L
 2/23 Southwest Missouri.....24-42 L
 2/29 Central Missouri.....18-55 L
 3/1 Central Missouri.....16-26 L

1924-25 (7-9)

1/10 Lancaster.....37-18 W
 1/16 Salisbury Athletic Club.....36-24 W
 1/21 @ Chillicothe Business.....20-15 W
 1/22 @ Northwest Missouri.....30-8 W
 1/23 @ Northwest Missouri.....19-26 L
 1/29 @ Windsor.....18-25 L
 1/30 @ Southwest Missouri.....28-56 L
 1/31 @ Southwest Missouri.....16-39 L
 2/4 Kv. Col. of Ost. Med.....17-29 L
 2/9 Central Missouri.....30-23 W
 2/10 Central Missouri.....26-35 L
 2/13 @ Kv. Col. of Ost. Med.....8-21 L
 2/17 Southeast Missouri.....22-17 W
 2/18 Southeast Missouri.....14-25 L
 2/24 Kv. Col. of Ost. Med.....15-25 L
 2/27 Hannibal-LaGrange.....29-25 W

Head Coach Don Faurot (1925-34)

1925-26 (11-5)

1/3 Alumni Stars.....23-19 W
 1/4 Alumni Stars.....28-12 W
 1/8 Trenton J.C.....75-12 W
 1/15 Chillicothe Business.....27-32 L
 1/22 Northwest Missouri.....32-14 W
 1/25 @ Culver-Stockton.....15-35 L
 1/28 @ Southwest Missouri.....19-23 L
 1/29 @ Central Missouri.....21-27 L
 2/4 Northwest Missouri.....21-34 L
 2/5 @ Missouri Western.....30-17 W
 2/11 Southeast Missouri.....32-24 W
 2/13 Southwest Missouri.....39-30 W
 2/16 @ Kv. Col. of Ost. Med.....29-18 W
 2/19 @ Southeast Missouri.....29-22 W
 2/22 Kv. Col. of Ost. Med.....41-26 W
 2/26 Central Missouri.....24-17 W

1926-27 (13-6)

1/3 Alumni Stars.....67-25 W
 1/5 Missouri.....20-40 L
 1/11 Kemper J.C.....41-10 W
 1/14 Culver-Stockton.....50-33 W
 1/20 Southeast Missouri.....31-28 W
 1/21 Southeast Missouri.....22-26 L
 1/22 @ St. Louis Univ.....31-26 W
 1/31 Southwest Missouri.....17-26 L
 2/1 Southwest Missouri.....26-24 W
 2/4 @ Central Missouri.....29-21 W
 2/5 @ Central Missouri.....27-37 L
 2/7 @ Southwest Missouri.....29-39 L
 2/11 Northwest Missouri.....25-23 W
 2/12 Northwest Missouri.....37-23 W
 2/17 Southeast Missouri.....17-29 L
 2/19 Central Missouri.....34-27 W
 2/28 Chillicothe Business.....38-21 W
 3/1 Northwest Missouri.....27-21 W
 3/2 Missouri Western.....29-24 W

1927-28 (9-10)

1/7 Chillicothe Business.....42-26 W
 1/10 Kemper J.C.....22-46 L
 1/12 K.C. Athletic Club.....33-51 L
 1/13 @ Missouri Western.....32-21 W
 1/20 Southeast Missouri.....33-28 W
 1/21 Concordia Seminary.....19-30 L
 1/25 Cook Paint.....17-29 L
 1/26 Cook Paint.....19-38 L
 2/4 @ Central Missouri.....33-46 W
 2/6 Southwest Missouri.....21-25 L
 2/7 Southwest Missouri.....28-19 W
 2/10 Southeast Missouri.....31-25 W
 2/11 Southeast Missouri.....34-26 W
 2/17 Northwest Missouri.....20-14 W
 2/18 Northwest Missouri.....16-38 L
 2/22 Southwest Missouri.....31-38 L
 2/27 Central Missouri.....21-26 L
 2/28 Central Missouri.....45-27 W
 3/3 Northwest Missouri.....42-30 W

1928-29 (11-10)

12/20 Chillicothe Business.....38-25 W
 12/21 K.C. Life.....18-20 L
 12/22 Missouri Western.....24-9 W
 1/11 Southeast Missouri.....42-30 W
 1/12 Southeast Missouri.....47-34 W
 1/18 @ Southeast Missouri.....41-29 W
 1/19 @ Southeast Missouri.....36-21 W
 1/24 Central Missouri.....39-26 W
 1/25 Central Missouri.....39-42 L
 2/1 @ Central Missouri.....41-30 W
 2/2 @ Central Missouri.....25-49 L
 2/4 @ Southwest Missouri.....34-27 W
 2/5 @ Southwest Missouri.....11-29 L
 2/8 Cook Paint.....45-52 L
 2/9 Cook Paint.....27-54 L
 2/15 @ Northwest Missouri.....27-36 L
 2/16 @ Northwest Missouri.....28-32 L
 2/22 Southwest Missouri.....35-31 W
 2/23 Southwest Missouri.....26-36 L
 2/28 Northwest Missouri.....30-38 L
 3/1 Northwest Missouri.....42-38 W

1929-30 (11-10)

12/17 @ Chillicothe Business.....37-13 W
 12/19 K.C. Life.....29-19 W
 12/20 @ Missouri Western.....36-20 W
 1/8 Southeast Missouri.....33-21 W
 1/9 Southeast Missouri.....23-22 W
 1/12 Central Methodist.....35-41 L
 1/17 @ Northwest Missouri.....12-37 L
 1/18 @ Northwest Missouri.....15-26 L

1/24 @ Southeast Missouri.....44-21 W
 1/25 @ Southeast Missouri.....32-24 W
 1/31 Southwest Missouri.....44-28 W
 2/1 Southwest Missouri.....35-28 W
 2/6 Central Missouri.....27-28 L
 2/7 Central Missouri.....34-25 W
 2/14 @ Central Missouri.....19-38 L
 2/15 @ Central Missouri.....34-38 L
 2/17 @ Southwest Missouri.....32-40 W
 2/18 @ Southwest Missouri.....34-27 W
 2/22 @ Concordia Seminary.....26-33 L
 2/27 Northwest Missouri.....25-28 L
 2/28 Northwest Missouri.....23-25 L

1930-31 (8-9)

12/21 Trenton J.C.....12-10 W
 1/9 Missouri Western.....23-22 W
 1/10 Chillicothe Business.....31-19 W
 1/15 Lincoln & Lee.....38-33 W
 1/19 Chillicothe Business.....26-27 L
 1/22 Southwest Missouri.....21-35 L
 1/24 @ Southeast Missouri.....37-31 OT W
 1/29 Southeast Missouri.....33-32 OT W
 1/30 Central Methodist.....22-33 L
 2/4 Central Methodist.....23-36 L
 2/7 Concordia Seminary.....27-31 L
 2/9 Southwest Missouri.....16-22 L
 2/12 @ Northwest Missouri.....19-25 L
 2/13 Central Missouri.....19-25 L
 2/14 @ Lincoln & Lee.....36-30 W
 2/20 Northwest Missouri.....17-29 L
 2/26 Trenton J.C.....37-36 W

1931-32 (10-7)

12/18 Culver-Stockton.....28-22 W
 12/19 Westminster.....39-25 W
 12/21 Moberly J.C.....56-21 W
 1/7 Southeast Missouri.....32-33 L
 1/11 @ Westminster.....22-23 L
 1/13 Central Methodist.....24-32 L
 1/14 @ Culver-Stockton.....30-36 L
 1/15 Chillicothe Business.....50-21 W
 1/22 @ Central Missouri.....26-23 W
 1/28 Northwest Missouri.....18-38 L
 1/30 @ Concordia Seminary.....26-22 W
 2/4 Southwest Missouri.....20-31 L
 2/13 @ Southwest Missouri.....31-20 W
 2/15 @ Southeast Missouri.....25-23 W
 2/19 Central Missouri.....35-27 W
 2/26 @ Northwest Missouri.....11-30 L
 2/27 @ Chillicothe Business.....65-23 W

1932-33 (10-6)

12/19 Westminster.....42-24 W
 12/20 Chillicothe Business.....40-16 W
 12/22 @ Moberly J.C.....42-15 W
 1/3 Missouri.....24-30 L
 1/5 Southeast Missouri.....35-30 W
 1/7 @ Westminster.....26-19 W
 1/9 Central Methodist.....38-19 W
 1/12 @ Chillicothe Business.....39-20 W
 1/14 Northwest Missouri.....22-28 L
 1/17 Central Methodist.....39-21 W
 1/28 Southwest Missouri.....21-22 OT L
 2/1 Central Missouri.....26-29 L
 2/11 @ Southwest Missouri.....21-14 W
 2/13 @ Southeast Missouri.....21-29 W
 2/17 @ Central Missouri.....28-33 L
 2/23 Northwest Missouri.....31-22 W

1933-34 (9-11)

12/19 Westminster.....27-30 L
 12/20 Culver-Stockton.....22-27 L
 1/3 Northwest Missouri.....18-21 L
 1/4 @ Westminster.....26-21 W
 1/12 Central Methodist.....31-29 W
 1/15 Central Methodist.....30-21 W
 1/19 Southwest Missouri.....22-24 L
 1/20 Culver-Stockton.....38-35 W
 1/27 @ Southwest Missouri.....16-20 L
 1/29 @ Central Missouri.....39-31 W
 2/3 @ Southeast Missouri.....23-30 L
 2/4 @ St. Louis Univ.....35-39 L
 2/8 @ Jerome.....28-30 L
 2/9 @ Northwest Missouri.....17-26 L
 2/11 @ White Eagle.....38-39 L
 2/16 Central Missouri.....30-23 W
 2/23 Southwest Missouri.....44-21 W
 2/24 Northwest Missouri.....22-23 L
 2/27 Kv. Col. of Ost. Med.....23-19 W
 2/28 Kv. Col. of Ost. Med.....42-26 W

Head Coach Chauncey Simpson (1934-35)

1934-35 (6-6)

1/14 Central Missouri.....26-43 L
 1/17 Southeast Missouri.....13-15 L
 1/21 @ Kv. Col. of Ost. Med.....20-16 W
 1/26 @ Southwest Missouri.....20-30 L
 1/28 @ Southeast Missouri.....13-20 L
 2/4 @ Kv. Col. of Ost. Med.....30-10 W
 2/8 @ Northwest Missouri.....23-20 W
 2/11 Kv. Col. of Ost. Med.....24-22 W
 2/15 Central Missouri.....35-33 W
 2/18 Kv. Col. of Ost. Med.....20-15 W
 2/25 Northwest Missouri.....22-23 L
 2/23 Southwest Missouri.....20-23 L

Head Coach H. George Wells (1935-38)

1935-36 (5-10)

12/12 Graceland (Iowa).....25-26 L
 1/2 Pittsburg State (Kan.).....32-53 L
 1/7 Southeast Missouri.....13-42 L
 1/10 Central Missouri.....24-17 W
 1/14 Central Methodist.....25-19 W
 1/20 @ Southeast Missouri.....17-29 L
 1/31 Central Missouri.....31-54 L
 2/7 Southwest Missouri.....19-23 L
 2/10 Missouri-Rolla.....22-26 L
 2/11 @ Kv. Col. of Ost. Med.....20-15 W
 2/14 Central Missouri.....25-39 W
 2/20 Kv. Col. of Ost. Med.....22-20 W
 2/22 @ Southwest Missouri.....20-21 L
 2/24 @ Missouri-Rolla.....20-19 W
 2/28 Northwest Missouri.....28-36 L

1936-37 (5-15)

11/29 Ottumwa YMCA.....25-44 L
 12/1 @ Bloomfield J.C.....50-22 W
 12/10 Central Missouri.....12-53 L
 12/11 @ Graceland (Iowa).....40-41 L
 12/18 Chillicothe Business.....33-34 L
 1/7 @ Pittsburg State (Kan.).....23-49 L
 1/8 Southwest Missouri.....20-40 L
 1/9 @ Missouri-Rolla.....34-35 L
 1/15 @ Northwest Missouri.....22-34 L
 1/17 Centerville J.C.....46-32 W
 1/18 Southeast Missouri.....23-32 L
 1/22 Central Missouri.....31-48 L
 1/25 Mexico City YMCA.....45-28 W
 1/26 Kv. Col. of Ost. Med.....27-25 W
 1/29 Southeast Missouri.....32-34 L
 2/5 Southwest Missouri.....18-35 L
 2/15 Missouri-Rolla.....26-28 L
 2/19 Chillicothe Business.....45-22 W
 2/22 Central Missouri.....24-42 L
 2/26 Northwest Missouri.....28-30 L

1937-38 (10-10)

12/4 Centerville J.C.....42-34 W
 12/7 Chillicothe Business.....33-30 W
 12/11 @ Kv. Col. of Ost. Med.....38-32 W
 12/13 Concordia Seminary.....48-46 W
 12/20 Pittsburg State (Kan.).....29-40 L
 1/7 Southwest Missouri.....20-35 L
 1/10 Southeast Missouri.....26-60 L
 1/11 Missouri-Rolla.....34-26 W
 1/12 Drury.....18-29 L
 1/15 Central Missouri.....25-43 L
 1/18 @ Northwest Missouri.....23-38 L
 1/19 Centerville J.C.....39-35 W
 1/28 Northwest Missouri.....31-32 L
 1/31 Culver-Stockton.....27-25 W
 2/2 Southeast Missouri.....36-55 W
 2/4 Kv. Col. of Ost. Med.....50-35 W
 2/11 Central Missouri.....39-45 L
 2/15 @ Culver-Stockton.....43-36 W
 2/18 @ Southwest Missouri.....29-41 L
 2/21 Missouri-Rolla.....28-27 W

Head Coach Malcolm Eiken (1938-43)

1938-39 (5-11)

11/30 Sticker.....26-18 W
 12/18 Kv. Col. of Ost. Med.....37-21 W
 12/20 Culver-Stockton.....26-28 L
 1/2 Sticker.....38-42 L
 1/6 Missouri-Rolla.....25-22 W
 1/7 @ Southeast Missouri.....31-36 L
 1/9 Northwest Missouri.....25-26 L
 1/13 Southwest Missouri.....33-42 L
 1/17 Central Missouri.....13-34 L
 1/23 Culver-Stockton.....30-32 L
 1/28 Southeast Missouri.....20-26 L
 1/30 Southwest Missouri.....25-37 L

All-Time Scores

1/31	@ Central Missouri	28-35	L
2/9	Missouri-Rolla	38-25	W
2/10	Kv. Col. of Ost. Med.	24-26	L
2/13	Northwest Missouri	30-29	W

1939-40 (10-13)

11/30	Centerville J.C.	41-29	W
12/1	Culver-Stockton	20-23	L
12/12	@ Kv. Col. of Ost. Med.	25-26	L
12/15	@ Burlington J.C.	26-37	L
12/18	@ Northern Iowa	28-30	L
12/19	Tarkio	59-38	W
12/27	vs. Central (Iowa) ¹	35-25	W
12/28	vs. Ottawa (Kan.) ¹	29-22	W
12/29	vs. Northwest Missouri ¹	23-36	L
12/30	Kansas Wesleyan	85-37	W
1/8	Southwest Missouri	22-16	W
1/12	Southeast Missouri	33-36	OT L
1/13	@ Missouri-Rolla	31-42	L
1/16	Central Missouri	28-30	L
1/20	Southeast Missouri	27-38	L
1/25	@ Southwest Missouri	24-25	L
1/26	@ Central Missouri	24-27	OT L
1/30	Kv. Col. of Ost. Med.	35-28	W
2/9	@ Northwest Missouri	32-38	L
2/12	Northern Iowa	42-40	W
2/14	@ Culver-Stockton	25-18	L
2/16	Northwest Missouri	33-36	L
2/17	Missouri-Rolla	38-31	W

¹ at Rockhurst Tournament (Kansas City, Mo.)

1940-41 (18-7)

12/5	Central (Iowa)	52-28	W
12/11	Kv. Col. of Ost. Med.	41-42	2OT L
12/13	@ Univ. of Dubuque	30-26	W
12/14	@ Upper Iowa	55-28	W
12/16	@ South Dakota State	41-30	W
12/18	@ Minnesota-Duluth	42-24	W
12/20	@ Wisconsin-Superior	52-49	W
12/22	@ Caledonia (Ind.)	63-30	W
1/3	vs. Univ. of Dubuque ¹	31-34	L
1/4	vs. Upper Iowa ¹	59-42	W
1/4	vs. Carthage (Ill.) ¹	51-34	L
1/9	Missouri-Rolla	46-29	W
1/11	@ Missouri Valley	41-45	L
1/15	Northwest Missouri	35-36	L
1/20	@ Southwest Missouri	40-23	W
1/21	@ Central Missouri	23-46	L
1/25	Southeast Missouri	37-35	W
1/27	Missouri Valley	42-38	W
1/31	Southeast Missouri	31-27	W
2/1	Missouri-Rolla	42-27	W
2/4	Kv. Col. of Ost. Med.	38-28	W
2/6	Central Methodist	45-27	W
2/14	@ Northwest Missouri	29-36	L
2/21	Central Missouri	30-39	L
2/24	Southwest Missouri	43-33	W

¹ in Keokuk, Iowa

1941-42 (14-8)

12/10	Central (Iowa)	39-31	W
12/13	@ Missouri Valley	42-24	W
12/15	@ Iowa Wesleyan	34-25	W
12/18	Missouri-Rolla	57-27	W
1/1	vs. Carthage (Ill.) ¹	39-46	L
1/1	vs. Iowa Wesleyan ¹	37-43	L
1/2	vs. Cornell (Iowa) ¹	48-44	W
1/6	Gardner-Denver	45-33	W
1/9	@ Southwest Missouri	31-27	W
1/10	@ Central Missouri	23-38	L
1/13	Kv. Col. of Ost. Med.	43-32	W
1/17	Southeast Missouri	24-33	L
1/20	Gardner-Denver	56-48	W
1/26	Missouri Valley	53-44	W
1/29	Central (Iowa)	37-30	W
2/2	Southeast Missouri	26-34	L
2/3	@ Missouri-Rolla	50-45	W
2/7	Southwest Missouri	48-32	W
2/14	Northwest Missouri	33-34	L
2/20	Central Missouri	34-50	L
2/24	Kv. Col. of Ost. Med.	22-21	W
2/27	Northwest Missouri	20-42	L

¹ in Keokuk, Iowa

1942-43 (4-4)

12/11	Quincy YMCA	37-36	W
12/14	Central Missouri	39-35	W
12/31	Kv. Col. of Ost. Med.	34-33	W
1/8	Central Missouri	35-37	L
1/9	Southwest Missouri	23-35	L
1/19	Kv. Col. of Ost. Med.	57-31	W
1/29	Northwest Missouri	25-60	L
1/30	Northwest Missouri	27-36	L

1943-44
Season skipped during WWII
Head Coach Vincent Gehringer (1944-45)

1944-45 (3-5)

1/11	Moberly J.C.	36-37	L
1/18	Kv. Col. of Ost. Med.	37-45	L
1/19	Kv. Col. of Ost. Med.	33-25	W
1/31	Moberly J.C.	28-57	L
2/6	Iowa Wesleyan	64-21	L
2/15	Hannibal-LaGrange	19-43	L
2/29	Kv. Col. of Ost. Med.	43-33	W
3/9	Hannibal-LaGrange	34-40	L

Head Coach James Dougherty (1945-46)

1945-46 (2-12)

12/11	Culver-Stockton	31-40	L
12/12	Culver-Stockton	53-52	W
12/19	Simpson (Iowa)	27-45	L
1/11	@ Central Missouri	32-42	L
1/12	@ Southwest Missouri	35-48	L
1/18	Southeast Missouri	39-50	L
1/19	@ Missouri-Rolla	52-54	L
1/25	Northwest Missouri	26-40	L
1/29	@ Northwest Missouri	32-41	L
2/5	@ Simpson (Iowa)	45-66	L
2/8	Southwest Missouri	31-41	L
2/12	Central Missouri	34-44	L
2/16	Southeast Missouri	34-39	L
2/21	Missouri-Rolla	64-63	W

Head Coach Boyd King (1946-1971)

1946-47 (30-2)

11/26	@ Westminster	63-31	W
12/3	Chillicothe Business	74-29	W
12/6	Eureka (Ill.)	79-48	W
12/7	Shurtleff (Ill.)	88-45	W
12/10	Simpson (Iowa)	80-51	W
12/13	@ Quincy (Ill.)	58-38	W
12/14	vs. Central Methodist ¹	72-27	W
12/18	Montana Tech	102-35	W
12/19	@ Alton Legion	65-43	W
1/7	Westminster	68-26	W
1/10	@ Southeast Missouri	48-45	W
1/11	@ Missouri-Rolla	51-41	W
1/18	Southwest Missouri	57-48	W
1/21	Northwest Missouri	56-37	W
1/24	Southeast Missouri	56-42	W
1/25	@ Parsons (Iowa)	71-38	W
1/28	@ Simpson (Iowa)	64-46	W
1/29	@ Nebraska-Omaha	74-36	W
2/1	Missouri-Rolla	61-34	W
2/7	@ Southwest Missouri	38-46	L
2/8	@ Central Missouri	49-41	W
2/14	@ Northwest Missouri	51-37	W
2/15	@ Tarkio	66-44	W
2/17	Central Missouri	47-33	W
2/20	@ Chillicothe Business	57-24	W
2/22	vs. Shurtleff (Ill.) ²	71-58	W
2/25	Central Methodist	81-51	W
2/26	Quincy (Ill.)	70-38	W
3/1	Parsons (Iowa)	86-39	W
3/11	Delta State (Miss.) ³	76-58	W
3/12	Whittier (Calif.) ³	51-49	W
3/13	Northern Arizona ³	55-59	L

¹ at Hannibal

² at Woodrider (Ill.)

³ NAIB National Tournament in Kansas City, Mo.

1947-48 (29-2)

12/2	Central (Iowa)	77-47	W
12/5	@ Rockhurst	53-52	W
12/6	@ Benedictine (Kan.)	59-42	W
12/10	@ Hardin-Simmons (Texas)	60-45	W
12/12	Concordia Seminary	70-33	W
12/16	Culver-Stockton	54-51	W
12/18	@ Shurtleff (Ill.)	66-59	W
12/21	@ Creighton (Neb.)	55-41	W
1/1	vs. Murray State (Ky.)	49-46	W
1/2	vs. Eastern Illinois	55-51	W
1/3	vs. Indiana State	58-65	L
1/6	Quincy (Ill.)	64-34	W
1/9	Central Missouri	71-55	W
1/10	Simpson (Iowa)	71-39	W
1/13	@ Northwest Missouri	35-19	W
1/17	Rockhurst	73-31	W
1/23	@ Southeast Missouri	48-47	W
1/24	@ Missouri-Rolla	63-51	W
1/30	Missouri-Rolla	71-51	W
1/31	Southwest Missouri	54-39	W

2/3	@ Simpson (Iowa)	62-40	W
2/10	@ Loras (Iowa)	61-52	W
2/13	Northwest Missouri	58-35	W
2/13	@ Concordia Seminary	95-52	W
2/17	Benedictine (Kan.)	67-48	W
2/20	@ Southwest Missouri	44-42	W
2/21	@ Central Missouri	62-44	W
2/27	Southeast Missouri	58-43	W
3/2	Central Methodist	70-52	W
3/3	Central Methodist	74-44	W
3/8	Arizona State ¹	66-68	L

¹ NAIB National Tournament in Kansas City, Mo.

1948-49 (17-11)

12/2	Central (Iowa)	72-58	W
12/4	Concordia Seminary	63-54	W
12/7	Missouri Valley	56-46	W
12/10	Culver-Stockton	58-50	W
12/14	@ Quincy (Ill.)	56-71	L
12/16	Simpson (Iowa)	69-55	W
12/30	vs. Northern Arizona ¹	47-37	W
12/31	vs. Connecticut ¹	65-52	W
1/1	vs. Indiana State ¹	43-65	L
1/4	Loras (Iowa)	48-46	W
1/7	@ Simpson (Iowa)	58-60	L
1/8	St. Louis C.C.-Meramec	56-43	W
1/11	Northwest Missouri	57-38	W
1/15	@ Central Missouri	37-38	L
1/17	@ Southwest Missouri	38-44	L
1/21	Southeast Missouri	67-61	W
1/22	@ Missouri Valley	69-83	L
1/24	Culver-Stockton	60-69	L
1/31	Southwest Missouri	36-51	L
2/4	Quincy (Ill.)	65-45	W
2/5	@ Concordia Seminary	60-54	W
2/9	@ Drake	62-72	L
2/12	@ Missouri-Rolla	54-31	W
2/14	@ Southeast Missouri	53-55	L
2/15	@ SIU-Carbondale	49-54	L
2/22	Central Missouri	63-59	W
2/25	@ Northwest Missouri	53-42	W
3/1	Missouri-Rolla	60-48	W

¹ in Terra Haute, Ind.

1949-50 (10-13)

11/31	@ William Penn (Iowa)	61-41	W
12/3	SIU-Carbondale	43-69	L
12/5	@ Drake	50-68	L
12/9	William Penn (Iowa)	62-30	W
12/16	Hastings (Neb.)	57-58	L
12/19	@ Simpson (Iowa)	51-55	L
12/22	@ Caterpillar	38-67	L
12/29	Winona (Minn.)	53-46	W
12/30	Winona (Minn.)	54-61	L
1/2	Eastern Illinois	54-66	L
1/4	Quincy (Ill.)	44-40	W
1/7	@ Missouri-Rolla	50-51	L
1/9	Southeast Missouri	46-42	W
1/16	Southwest Missouri	37-39	L
1/21	Southeast Missouri	46-40	W
1/28	Missouri-Rolla	58-43	W
1/31	Northwest Missouri	43-40	W
2/4	Central Missouri	51-48	W
2/7	Northwest Missouri	43-49	L
2/11	Quincy (Ill.)	56-74	L
2/18	Central Missouri	62-75	L
2/20	@ Southwest Missouri	38-57	L
2/24	Simpson (Iowa)	72-67	W

1950-51 (10-11)

11/28	Central Methodist	57-59	L
12/2	@ Illinois College	44-53	L
12/8	Simpson (Iowa)	71-55	W
12/12	Central Methodist	47-62	L
12/19	Illinois College	67-48	W
12/30	Quincy (Ill.)	60-46	W
1/6	Central Missouri	54-66	L
1/8	Southwest Missouri	59-66	L
1/12	Missouri Valley	64-62	W
1/16	Quincy (Ill.)	58-50	W
1/22	Southwest Missouri	48-57	L
1/27	Missouri-Rolla	57-50	W
1/30	@ Northwest Missouri	48-50	L
2/3	@ Drake	51-59	L
2/5	Southeast Missouri	63-58	W
2/10	Missouri-Rolla	57-45	W
2/12	@ Southeast Missouri	45-48	L
2/17	Northwest Missouri	56-57	L
2/22	Central Missouri	43-41	W
2/24	Simpson (Iowa)	70-47	W
3/1	@ Missouri Valley	53-50	L

1951-52 (12-7)

12/1	Lincoln	58-50	W
12/4	@ Central Methodist	41-44	L
12/7	@ Missouri Valley	62-43	W
12/12	@ Simpson (Iowa)	48-47	W
12/15	Central Methodist	48-42	W
1/5	Missouri Valley	74-49	W
1/9	Parsons (Iowa)	68-47	W
1/14	Southwest Missouri	27-37	L
1/18	@ Northwest Missouri	35-30	W
1/22	@ Lincoln	47-56	L
1/26	Missouri-Rolla	74-41	W
1/28	Southeast Missouri	54-37	W
2/2	@ Missouri-Rolla	61-62	L
2/4	Southwest Missouri	59-39	W
2/9	Central Missouri	43-50	L
2/11	Simpson (Iowa)	66-46	W
2/15	Northwest Missouri	42-39	W
2/21	@ Central Missouri	40-59	L
2/23	@ Southwest Missouri	46-58	L

1952-53 (12-7)

12/2	Missouri Valley	79-65	W
12/7	@ Parsons (Iowa)	71-63	W
12/8	@ Iowa State	57-81	L
12/12	Simpson (Iowa)	92-65	W
12/27	vs. Indiana State ¹	55-83	L
1/6	Northwest Missouri	81-69	W
1/12	Southwest Missouri	66-78	L
1/17	@ Missouri-Rolla	39-42	L
1/19	@ Southeast Missouri	60-75	L
1/23	@ Simpson (Iowa)	84-63	W
1/24	SIU-Carbondale	80-83	OT L

All-Time Scores

1955-56 (17-5)

11/30	Iowa Wesleyan	107-78	W
12/1	@ Quincy (Ill.)	71-69	W
12/5	Western Illinois	82-75	W
12/8	Ft. Leonard Wood	100-65	W
12/10	@ Illinois State	90-83	W
12/16	Northwest Missouri	87-72	W
12/28	vs. Iowa Wesleyan ¹	94-75	W
12/29	vs. Illinois State ¹	87-84	W
12/30	vs. Eastern Illinois ¹	66-88	L
1/4	Quincy (Ill.)	100-84	W
1/9	Southwest Missouri	88-62	W
1/14	Central Missouri	70-58	W
1/16	Southwest Missouri	52-53	L
1/23	Southwest Missouri	74-68	W
1/28	Missouri-Rolla	100-77	W
1/31	Central Missouri	88-76	W
2/4	Northwest Missouri	80-70	W
2/11	Missouri-Rolla	87-86	W
2/13	Southwest Missouri	47-51	L
2/15	Ft. Leonard Wood	92-95	L
2/23	Nebraska-Omaha ²	89-81	W
2/25	Rockhurst ²	63-82	L

¹ in Quincy, Ill.
² NAIA National Tournament

1956-57 (15-5)

12/3	Quincy (Ill.)	62-56	W
12/11	Benedictine (Kan.)	70-58	L
12/13	Rockhurst	63-76	L
12/17	Quincy (Ill.)	77-42	W
12/27	vs. Washburn (Kan.) ¹	78-69	W
12/28	vs. Oklahoma Baptist ¹	62-65	L
12/29	vs. Benedictine (Kan.) ¹	57-58	L
1/4	Northwest Missouri	74-59	W
1/14	Southwest Missouri	77-57	W
1/19	@ Southeast Missouri	51-50	W
1/25	Missouri-Rolla	92-51	W
1/26	Concordia Seminary	88-54	W
2/2	Central Missouri	64-72	L
2/3	Southwest Missouri	60-65	L
2/5	@ Northwest Missouri	76-65	W
2/9	@ Missouri-Rolla	68-66	W
2/12	Northwest Missouri	82-69	W
2/18	Southwest Missouri	44-41	W
2/23	Illinois State	96-84	W
2/27	Central Missouri	70-67	W

¹ in Ottawa, Kan.

1957-58 (16-4)

12/2	@ Quincy (Ill.)	58-62	L
12/4	Graceland (Iowa)	86-57	W
12/7	@ Nebraska-Omaha	71-80	L
12/16	@ Rockhurst	72-45	W
12/18	Kaycees	75-70	W
12/26	vs. Benedictine (Kan.) ¹	51-49	W
12/27	vs. St. Johns (Minn.) ¹	75-52	W
12/28	@ Quincy (Ill.) ¹	56-51	W
1/7	Rockhurst	66-61	W
1/11	@ Missouri-Rolla	62-54	W
1/14	Quincy (Ill.)	65-64	W
1/17	Central Missouri	71-58	W
1/24	Southwest Missouri	48-51	L
1/28	@ Southwest Missouri	56-75	L
2/1	Missouri-Rolla	91-61	W
2/4	Northwest Missouri	85-74	W
2/8	@ Southeast Missouri	67-56	W
2/15	@ Central Missouri	66-65	W
2/22	Southwest Missouri	87-74	W
2/24	@ Northwest Missouri	62-49	W

¹ in Quincy, Ill.

1958-59 (13-6)

12/1	@ Northern Iowa	54-53	W
12/5	Western Illinois	71-72	L
12/6	Quincy (Ill.)	72-76	L
12/9	Quincy (Ill.)	88-73	W
12/13	@ Rockhurst	57-63	L
12/16	Quincy (Ill.)	68-60	W
12/17	@ Graceland (Iowa)	102-54	W
1/3	Benedictine (Kan.)	76-51	W
1/5	Rockhurst	67-64	W
1/10	@ Southwest Missouri	64-69	L
1/14	@ Northwest Missouri	72-53	W
1/19	Central Missouri	77-62	W
1/24	Southwest Missouri	93-85	W
1/27	@ Central Missouri	38-39	L
1/31	Missouri-Rolla	88-71	W
2/7	@ Southeast Missouri	63-69	L
2/14	Southwest Missouri	85-78	W
2/20	Northwest Missouri	70-68	W
2/24	Missouri-Rolla	95-76	W

1959-60 (19-5)

12/1	Northern Iowa	86-72	W
12/3	@ Quincy (Ill.)	59-67	L
12/5	@ Western Illinois	72-73	OT L
12/8	Rockhurst	51-45	W
12/11	Missouri Valley	84-64	W
12/16	Northwest Missouri	66-56	W
12/28	Southwest Missouri	70-75	L
12/29	Central Missouri	86-74	W
12/30	Eastern Illinois	74-71	W
1/8	@ Central Missouri	52-43	W
1/9	@ Rockhurst	66-64	W
1/15	Southwest Missouri	64-61	W
1/23	@ Southeast Missouri	62-66	L
1/30	Missouri-Rolla	96-68	W
2/1	@ William Penn (Iowa)	89-75	W
2/5	Central Missouri	84-67	W
2/9	@ Northwest Missouri	63-61	OT W
2/11	Quincy (Ill.)	83-59	W
2/15	Southwest Missouri	96-86	W
2/20	@ Southwest Missouri	85-73	W
2/24	@ Missouri-Rolla	70-68	W
3/4	Lamar (Texas) ¹	82-81	W
3/5	Abilene Christian ¹	79-76	W
3/6	vs. Cornell (Iowa) ²	81-83	L

¹ NCAA Regionals in Kirksville, Mo.
² NCAA Quarterfinals in Evansville, Ind.

1960-61 (17-6)

12/1	Iowa Wesleyan	53-45	W
12/3	William Penn (Iowa)	80-59	W
12/7	Western Illinois	77-72	W
12/7	Rockhurst	72-52	W
12/14	Missouri Valley	84-65	W
12/19	@ Quincy (Ill.)	73-63	W
12/22	@ SIU-Carbondale	82-80	W
12/28	vs. Missouri-Rolla ¹	93-71	W
12/29	vs. Northwest Missouri ¹	77-80	L
12/30	vs. Central Arkansas ¹	81-73	W
1/7	@ Southeast Missouri	62-68	L
1/9	@ Missouri-Rolla	80-63	W
1/14	Southwest Missouri	75-76	L
1/21	@ Northwest Missouri	52-61	L
1/27	@ Western Illinois	79-74	W
1/30	Missouri-Rolla	79-52	W
2/4	@ Central Missouri	46-47	L
2/6	@ Southwest Missouri	62-65	L
2/9	Quincy (Ill.)	94-68	W
2/13	Central Missouri	85-70	W
2/18	Southeast Missouri	86-63	W
2/21	Rockhurst	64-52	W
2/25	Northwest Missouri	81-69	W

¹ in Warrensburg, Mo.

1961-62 (10-12)

12/1	Iowa Wesleyan	62-52	W
12/2	@ Western Illinois	73-91	L
12/5	Rockhurst	71-74	L
12/9	SIU-Carbondale	76-110	L
12/12	@ William Penn (Iowa)	74-67	W
12/18	@ Quincy (Ill.)	72-76	L
12/28	vs. Arkansas Tech ¹	60-70	L
12/28	vs. Missouri-Rolla ¹	77-68	W
12/28	vs. Southwest Missouri ¹	77-71	W
1/8	Southeast Missouri	59-72	L
1/13	@ Central Missouri	74-78	L
1/15	@ Southwest Missouri	96-99	W
1/22	Central Missouri	69-70	L
1/26	Missouri-Rolla	87-69	W
1/27	@ Rockhurst	69-75	L
2/3	Northwest Missouri	62-53	W
2/6	Quincy (Ill.)	104-81	W
2/10	@ Southeast Missouri	74-77	L
2/12	@ Missouri-Rolla	91-70	W
2/17	Southwest Missouri	59-65	L
2/20	Western Illinois	82-72	W
2/24	@ Northwest Missouri	69-50	W

¹ in Cape Girardeau, Mo.

1962-63 (16-7)

12/1	Iowa Wesleyan	91-58	W
12/4	@ MacMurray (Ill.)	65-59	W
12/11	@ Western Illinois	58-67	L
12/15	Rockhurst	62-53	W
12/18	Quincy (Ill.)	71-66	W
12/19	@ Nebraska-Omaha	65-51	W
12/27	vs. Central Missouri ¹	78-82	L
12/28	vs. Tarkio ¹	85-60	W
12/29	vs. William Jewell ¹	72-70	W
1/7	Southwest Missouri	72-49	W
1/12	@ Northwest Missouri	59-53	W
1/19	@ Southeast Missouri	70-76	L
1/21	@ Missouri-Rolla	82-75	W

1/25	Western Illinois	91-69	W
1/28	Southeast Missouri	52-55	L
2/2	Central Missouri	72-58	W
2/4	William Penn (Iowa)	87-57	W
2/9	@ Southwest Missouri	80-63	W
2/11	@ Central Missouri	76-70	W
2/15	@ Rockhurst	80-83	L
2/18	Missouri-Rolla	101-87	W
2/23	Northwest Missouri	68-71	L
2/27	@ Quincy (Ill.)	55-59	L

¹ in Marville, Mo.

1963-64 (17-6)

11/30	Benedictine (Kan.)	93-77	W
12/2	@ William Penn (Iowa)	77-61	W
12/5	Quincy (Ill.)	73-72	W
12/9	Rockhurst	69-65	W
12/13	@ Western Illinois	80-71	W
12/14	MacMurray (Ill.)	100-81	W
12/19	vs. Northwest Missouri ¹	73-59	W
12/20	@ Southwest Missouri ¹	74-78	L
12/21	vs. Southeast Missouri ¹	84-66	W
1/4	@ Southeast Missouri	77-80	L
1/6	@ Missouri-Rolla	103-87	W
1/11	Southwest Missouri	86-70	W
1/16	Northwest Missouri	93-64	W
1/21	Western Illinois	96-86	W
1/27	Nebraska-Omaha	70-56	W
1/28	Missouri-Rolla	112-85	W
2/1	@ Central Missouri	80-81	L
2/3	@ Southwest Missouri	65-68	L
2/7	@ Rockhurst	65-69	L
2/10	Central Missouri	101-59	W
2/15	Southeast Missouri	86-88	L
2/17	@ Quincy (Ill.)	71-70	W
2/22	@ Northwest Missouri	73-60	W

¹ in Springfield, Mo.

1964-65 (14-9)

12/1	@ DePaul (Ill.)	60-80	L
12/4	@ Parsons (Iowa)	78-82	L
12/8	Rockhurst	77-66	W
12/12	Western Illinois	101-77	W
12/17	Quincy (Ill.)	77-68	W
12/21	vs. Pittsburg State (Kan.) ¹	64-76	L
12/22	vs. Northwest Missouri ¹	115-77	W
12/23	vs. Southeast Missouri ¹	73-72	W
1/4	Southeast Missouri	67-80	L
1/9	@ Central Missouri	67-83	L
1/11	@ Southwest Missouri	71-65	W
1/15	Parsons (Iowa)	92-76	W
1/18	Central Missouri	70-82	L
1/20	@ Western Illinois	66-74	L
1/25	Missouri-Rolla	82-64	W
1/30	@ Northwest Missouri	89-60	W
2/1	@ Quincy (Ill.)	84-76	W
2/6	@ Southeast Missouri	79-83	L
2/8	@ Missouri-Rolla	64-73	L
2/13	Southwest Missouri	80-71	W
2/15	@ Nebraska-Omaha	76-63	W
2/16	@ Rockhurst	79-73	W
2/20	Northwest Missouri	103-68	W

¹ in Rolla, Mo.

1965-66 (6-17)

12/1	Nebraska-Omaha	54-65	L
12/2	@ SIU-Carbondale	49-91	L
12/4	@ Loyola (Ill.)	79-120	L
12/10	Northwest Missouri	58-63	L
12/11	Northern Iowa	70-74	L
12/13	@ Parsons (Iowa)	69-74	L
12/15	@ Lincoln	83-115	L
12/21	@ William Jewell	72-69	W
12/28	vs. Georgetown (Ky.) ¹	81-79	W
12/29	Carson-Newman (Tenn.)	155-68	L
12/30	@ Quincy (Ill.) ¹	53-54	L
1/3	Parsons (Iowa)	78-64	W
1/8	@ Missouri-Rolla	68-51	W
1/10	@ Southeast Missouri	54-62	L
1/15	@ Southwest Missouri	60-62	L
1/18	@ Western Illinois	69-63	W
1/22	Lincoln	93-77	W
1/29	Missouri-Rolla	80-90	L
1/31	Southeast Missouri	78-84	L
2/5	@ Central Missouri	47-64	L
2/7	@ Southwest Missouri	68-88	L
2/12	Central Missouri	92-95	L
2/14	Southwest Missouri	67-73	L

¹ in Quincy, Ill.

1966-67 (11-12)

12/1	William Jewell	74-66	W
------	----------------	-------	---

12/3	@ Nebraska-Omaha	54-66	L
12/9	Western Illinois	65-66	L
12/10	Central Methodist	84-74	W
12/17	@ Northern Iowa	61-79	L
12/20	@ Northwest Missouri	83-69	W
12/22	@ North Texas	54-80	L
12/27	vs. Benedictine (Kan.) ¹	68-95	L
12/28	Bellarmine (Ky.) ¹	75-67	W
12/29	@ Quincy (Ill.) ¹	89-86	W
1/7	@ Southeast Missouri	76-90	L
1/9	@ Missouri-Rolla	65-64	W
1/14	Northwest Missouri	79-61	W
1/20	@ Rockhurst	75-87	L
1/21	Midwestern (Iowa)	91-72	W
1/24	Northern Illinois	87-82	W
1/28	Southeast Missouri	78-82	L
1/30	Missouri-Rolla	61-58	W
2/4	@ Southwest Missouri	53-71	L
2/6	@ Central Missouri	76-72	W
2/11	Southwest Missouri	59-89	L
2/13	Central Missouri	52-67	L
2/18	Parsons (Iowa)	70-77	L

¹ in Quincy, Ill.

1967-68 (12-11)

12/2	Central (Iowa)	91-76	W
12/5	@ Western Illinois	75-79	L
12/9	@ Central Methodist	79-61	W
12/16	Central Missouri	81-79	W
12/18	Southwest Missouri	62-72	L
12/19	Nebraska-Omaha	91-77	W
12/28	Benedictine (Kan.)	67-69	L
12/29	Washburn (Kan.)	76-73	W
12/30	Millikin (Ill.)	83-100	L
1/6	Northwest Missouri	67-56	W
1/11	@ Missouri-Rolla	76-83	L
1/13	@ Southeast Missouri	81-87	L
1/16	Parsons (Iowa)	76-58	W
1/20	@ William Jewell	79-85	L
1/27	Missouri-Rolla	65-54	W
1/29	Southeast Missouri	68-65	W
2/3	@ Central Missouri	63-72	L
2/5	@ Southwest Missouri	66-85	L
2/10	SIU-Edwardsville	118-68	W
2/12	Rockhurst	72-77	L
2/17	@ Northwest Missouri	88-77	W
2/26	@ Northern Illinois	88-106	L
2/28	@ SIU-Edwardsville	79-69	W

All-Time Scores

2/14 @ Missouri-Rolla74-86 L
 2/16 @ Southeast Missouri81-82 L
 2/21 Central Missouri82-85 W
 2/23 Southwest Missouri63-77 L
 2/25 @ Sacred Heart (Kan.)65-81 L
¹ in Warrensburg, Mo.

1970-71 (18-9)
 12/1 @ Quincy (Ill.)77-106 L
 12/4 Central (Iowa)85-66 W
 12/5 Wisconsin-Milwaukee88-61 W
 12/7 William Penn (Iowa)65-58 W
 12/12 Southwest Missouri78-66 W
 12/14 Central Missouri69-66 W
 12/17 @ Illinois State69-66 W
 12/19 @ Missouri-St. Louis77-100 L
 1/4 Washington82-62 W
 1/9 Southeast Missouri89-81 W
 1/11 Missouri-Rolla83-75 W
 1/16 Northwest Missouri67-64 W
 1/23 @ Central (Iowa)57-60 L
 1/25 @ Missouri Western70-69 W
 1/27 @ Rockhurst75-82 L
 1/30 @ Missouri-Rolla88-67 W
 2/1 @ Southeast Missouri93-86 W
 2/6 SIU-Edwardsville79-73 W
 2/8 Lincoln90-74 W
 2/13 @ Southwest Missouri75-67 W
 2/15 @ Central Missouri65-83 L
 2/17 Western Illinois73-65 W
 2/22 @ Lincoln65-87 L
 2/25 Quincy (Ill.)65-69 L
 3/1 @ Northwest Missouri71-75 L
 3/11 North Dakota State¹75-66 W
 3/12 Kentucky Wesleyan48-60 L
¹ NCAA Regionals in Kirksville, Mo.

Head Coach Willard Sims (1971-95)

1971-72 (13-11)
 12/1 Baker (Kan.)98-76 W
 12/4 Missouri Western82-73 W
 12/7 @ SIU-Edwardsville78-77 W
 12/11 @ Central Missouri84-72 W
 12/13 Southwest Missouri83-93 L
 12/15 Illinois State75-86 W
 12/21 William Jewell64-74 L
 12/22 Central Methodist87-71 W
 12/23 Missouri Western69-59 W
 1/6 Quincy (Ill.)88-68 W
 1/8 Central Missouri71-69 W
 1/10 Southeast Missouri77-74 W
 1/12 @ Western Illinois75-94 L
 1/15 Northwest Missouri80-67 W
 1/24 @ Northwest Missouri84-77 W
 1/26 @ Quincy (Ill.)68-76 L
 1/31 @ Missouri-Rolla90-98 L
 2/7 @ Lincoln66-88 L
 2/12 @ Southwest Missouri69-76 L
 2/14 @ Southeast Missouri78-81 L
 2/16 Rockhurst89-79 W
 2/18 Missouri-St. Louis68-74 L
 2/21 Lincoln88-107 L
 2/28 Missouri-Rolla87-71 W

1972-73 (12-13)
 11/25 @ Rockhurst62-76 L
 11/27 Arkansas Tech97-58 W
 11/28 Eastern Illinois89-74 W
 21/1 @ Quincy (Ill.)64-65 L
 12/9 @ Eastern Illinois82-74 W
 12/16 Missouri Western *74-85 W
 12/21 Central Methodist88-79 W
 12/30 @ Texas Tech70-96 L
 1/4 vs. Northwest Missouri¹72-85 W
 1/5 vs. Southwest Baptist¹78-70 W
 1/6 @ Southeast Missouri¹75-73 W
 1/13 @ Southeast Missouri71-80 W
 1/15 @ Missouri-Rolla65-68 L
 1/17 Western Illinois62-64 W
 1/20 Lincoln81-62 W
 1/27 Southwest Missouri66-78 L
 1/29 Central Missouri79-78 W
 2/3 Northwest Missouri90-84 W
 2/10 Missouri-Rolla76-89 L
 2/12 Southeast Missouri94-80 W
 2/17 @ Central Missouri84-93 L
 2/19 @ Southwest Missouri71-85 L
 2/22 Quincy (Ill.)92-78 W
 2/26 @ Lincoln82-106 L
 3/3 @ Northwest Missouri74-90 L
¹ in Cape Girardeau, Mo.
 * Forfeited to Truman

1973-74 (11-14)
 12/1 Washburn (Kan.)57-45 W
 12/3 Peru State (Neb.)94-66 W
 12/8 @ Quincy (Ill.)86-74 W
 12/14 @ Nebraska54-67 L
 12/17 Monmouth (Ill.)89-81 W
 1/3 @ Southwest Missouri67-83 L
 1/4 Southeast Missouri¹64-74 L
 1/5 Missouri Southern¹68-88 L
 1/9 @ Kansas State54-76 L
 1/12 Southeast Missouri82-95 L
 1/14 Missouri-Rolla83-78 W
 1/19 Lincoln77-70 W
 1/23 @ Western Illinois92-104 L
 1/26 @ Southwest Missouri75-96 L
 1/28 @ Central Missouri71-69 W
 1/30 Culver-Stockton76-75 W
 2/2 @ Northwest Missouri62-78 L
 2/9 @ Missouri-Rolla74-94 L
 2/11 @ Southeast Missouri73-83 L
 2/15 Quincy (Ill.)73-80 L
 2/16 Central Missouri91-86 2OT W
 2/18 Southwest Missouri82-92 L
 2/22 Rockhurst99-88 W
 2/25 @ Lincoln71-90 L
 2/28 Northwest Missouri93-78 W
¹ in Springfield, Mo.

1974-75 (14-12)
 11/30 @ Kansas50-65 L
 12/2 @ Oklahoma71-89 L
 12/4 Culver-Stockton82-74 W
 12/7 @ Washburn (Kan.)79-83 L
 12/14 @ Missouri Western69-79 L
 12/17 Quincy (Ill.)82-65 W
 1/2 vs. Pittsburg State (Kan.)¹91-74 W
 1/3 @ Southwest Missouri¹64-72 L
 1/4 vs. Lincoln¹79-76 W
 1/6 Baker (Kan.)88-51 W
 1/11 @ Southeast Missouri82-92 L
 1/13 @ Missouri-Rolla65-77 L
 1/18 Lincoln49-63 L
 1/20 Mt. Marty (S.D.)104-76 W
 1/25 Southwest Missouri92-74 W
 1/27 Central Missouri104-95 W
 1/29 @ Quincy (Ill.)63-75 L
 2/1 Northwest Missouri94-73 W
 2/8 @ Missouri-Rolla74-55 W
 2/10 Southeast Missouri97-73 W
 2/15 @ Central Missouri96-101 L
 2/17 @ Southwest Missouri71-74 L
 2/21 School of Ozarks123-58 W
 2/24 @ Lincoln68-94 L
 2/25 John F. Kennedy (Neb.)120-80 W
 3/1 @ Northwest Missouri89-78 W
¹ in Springfield, Mo.

1975-76 (18-8)
 11/29 Northeastern Illinois81-89 L
 12/2 Central Methodist89-75 W
 12/4 Morningside (Iowa)77-74 W
 12/12 Peru State (Neb.)88-54 W
 12/15 St. Ambrose (Iowa)103-93 W
 12/16 Quincy (Ill.)85-89 L
 12/20 @ Kansas State69-99 L
 12/30 Elmhurst (Ill.)94-64 W
 1/1 vs. Central Missouri¹80-68 W
 1/2 @ Southwest Missouri¹66-78 L
 1/3 vs. Northwest Missouri¹92-82 W
 1/6 Millikin (Ill.)85-56 W
 1/10 Southeast Missouri88-81 W
 1/12 Missouri-Rolla67-61 W
 1/17 @ Lincoln75-84 L
 1/24 @ Southwest Missouri68-71 L
 1/26 @ Central Missouri66-84 L
 1/31 @ Northwest Missouri87-79 W
 2/4 @ Missouri-Rolla64-81 L
 2/9 @ Southeast Missouri89-84 W
 2/11 Iowa Wesleyan99-63 W
 2/14 Central Missouri104-97 W
 2/16 Southwest Missouri77-76 W
 2/21 @ St. Ambrose (Iowa)93-87 W
 2/23 Lincoln97-96 W
 2/28 Northwest Missouri108-93 W
¹ in Springfield, Mo.

1976-77 (14-12)
 11/26 Midland Lutheran (Neb.)82-59 W
 12/3 Peru State (Neb.)89-63 W
 12/4 Washburn (Kan.)86-83 W
 12/9 @ Mississippi State58-107 L
 12/16 Northeastern Illinois106-74 W

12/18 @ Quincy (Ill.)69-71 L
 12/30 Millikin (Ill.)79-70 W
 1/6 vs. Southeast Missouri¹87-82 W
 1/7 vs. Missouri-Rolla¹82-76 W
 1/8 vs. Lincoln¹79-81 L
 1/12 Wisconsin-Green Bay68-63 W
 1/15 @ Southeast Missouri82-73 W
 1/17 Missouri-Rolla73-79 L
 1/22 Lincoln69-84 L
 1/24 @ Missouri Western81-101 L
 1/27 Avila76-55 W
 1/29 Southwest Missouri99-80 W
 1/31 @ Central Missouri60-75 L
 2/5 Northwest Missouri98-74 W
 2/7 Culver-Stockton97-87 W
 2/12 @ Missouri-Rolla64-80 L
 2/14 Southeast Missouri91-95 L
 2/19 Central Missouri67-79 L
 2/21 @ Southwest Missouri74-82 L
 2/24 @ Northwest Missouri92-86 W
 2/28 @ Lincoln67-79 L
¹ in Springfield, Mo.

1977-78 (15-11)
 11/29 Illinois Col.83-85 L
 12/2 vs. Adams State (Colo.)¹79-65 W
 12/3 vs. Southwestern (Kan.)¹66-49 W
 12/7 Univ. of Dubuque74-72 W
 12/9 IU/PU-Indianapolis89-69 W
 12/20 Millikin (Ill.)77-62 W
 1/5 vs. Missouri-Rolla²79-89 L
 1/6 vs. Lincoln²70-88 L
 1/7 vs. Northwest Missouri²89-74 W
 1/10 Milton (Wis.)100-68 W
 1/14 Southwest Missouri83-65 W
 1/16 Central Missouri102-81 W
 1/19 @ Eastern Illinois74-88 L
 1/21 @ Southeast Missouri92-82 W
 1/23 @ Missouri-Rolla98-72 W
 1/26 Quincy (Ill.)60-70 L
 1/28 Lincoln94-89 W
 1/31 @ Wisconsin-Green Bay59-92 L
 2/4 @ Northwest Missouri68-82 L
 2/11 @ Central Missouri93-94 L
 2/14 @ Southwest Missouri53-64 L
 2/18 Missouri-Rolla102-82 W
 2/20 Southeast Missouri111-92 W
 2/23 Northwest Missouri91-84 W
 2/25 Eastern Illinois80-88 L
 2/27 @ Lincoln77-96 L
¹ in Topeka, Kan.
² in Springfield, Mo.

1978-79 (20-9)
 11/27 Kansas Wesleyan128-91 W
 12/1 @ Northern Iowa77-84 L
 12/2 Central Methodist102-73 W
 12/4 @ Quincy (Ill.)71-89 L
 12/7 North Central (Ill.)99-76 W
 12/8 St. Mary's (Mich.)105-78 W
 12/14 Minnesota-Duluth95-71 W
 1/2 @ Millikin (Ill.)72-70 W
 1/4 vs. Missouri-Rolla¹81-68 W
 1/5 @ Southwest Missouri¹80-74 W
 1/6 Lincoln¹51-62 L
 1/10 Iowa Wesleyan113-76 W
 1/15 @ Central Missouri96-92 W
 1/18 @ Southwest Missouri76-75 W
 1/20 Southeast Missouri86-84 W
 1/22 Missouri-Rolla82-71 W
 1/27 @ Lincoln82-86 L
 1/30 Northern Iowa77-68 W
 2/3 Northwest Missouri94-87 W
 2/10 Central Missouri98-81 W
 2/12 Southwest Missouri75-77 L
 2/14 Blackburn (Ill.)96-79 W
 2/17 @ Missouri-Rolla91-81 W
 2/19 @ Southeast Missouri70-68 W
 2/20 Western Illinois67-81 L
 2/22 @ Northwest Missouri74-84 L
 2/26 Lincoln77-71 W
 3/2 vs. Rollins (Fla.)²88-97 L
 3/3 vs. Southwest Mo. St.²82-86 L
¹ at Southwest Missouri (Springfield, Mo.)
² NCAA Regional in Thibodaux, La.

1979-80 (12-14)
 11/30 Missouri Baptist100-85 W
 12/1 Concordia (Neb.)95-57 W
 12/7 vs. Buena Vista (Iowa)²79-65 W
 12/8 vs. Avila¹53-62 L
 12/12 @ Eastern Illinois51-85 L
 12/15 @ St. Mary's (Mich.)96-73 W

12/19 Millikin (Ill.)60-59 W
 12/29 @ Texas Christian71-89 L
 1/2 @ Southwest Missouri²74-75 L
 1/4 vs. Missouri Southern²90-87 OT W
 1/5 vs. Lincoln²82-70 W
 1/9 Westminster76-54 W
 1/12 Southwest Missouri85-66 W
 1/14 Central Missouri79-87 L
 1/19 @ Southeast Missouri70-91 L
 1/21 @ Missouri-Rolla81-83 L
 1/26 Lincoln93-69 W
 2/2 @ Northwest Missouri71-80 L
 2/4 Quincy (Ill.)71-82 L
 2/6 Shaw (Mich.)100-69 W
 2/9 @ Central Missouri70-99 L
 2/11 @ Southwest Missouri76-96 L
 2/16 Missouri-Rolla89-90 L
 2/18 Southeast Missouri75-76 L
 2/21 Northwest Missouri69-65 W
 2/25 @ Lincoln78-92 L
¹ in Topeka, Kan.
² in Springfield, Mo.

1980-81 (19-11)
 11/21 Central Arkansas57-59 L
 12/2 @ Western Illinois74-88 L
 12/6 Central (Iowa)74-59 W
 12/11 @ Quincy (Ill.)71-70 W
 12/13 Lincoln90-64 W
 12/16 Eastern Illinois76-78 L
 1/3 @ Millikin (Ill.)60-47 W
 1/8 Washburn (Kan.)64-65 L
 1/10 @ Southwest Missouri76-83 L
 1/12 @ Central Missouri76-81 L
 1/15 @ Missouri-St. Louis84-86 L
 1/17 Southeast Missouri96-81 W
 1/19 Missouri-Rolla76-71 W
 1/21 Marycrest (Iowa)81-68 W
 1/24 @ Lincoln59-63 L
 1/27 Grand View (Iowa)104-99 W
 1/31 Northwest Missouri59-58 W
 2/2 Western Illinois79-69 W
 2/5 Quincy (Ill.)63-58 W
 2/7 Central Missouri72-73 L
 2/9 Southwest Missouri69-68 W
 2/12 Missouri-St. Louis52-54 L
 2/14 @ Missouri-Rolla94-92 W
 2/16 @ Southeast Missouri65-59 W
 2/19 @ Northwest Missouri63-61 W
 2/24 Northwest Missouri¹85-73 W
 2/26 @ Central Missouri¹71-66 W
 2/28 @ Lincoln¹81-65 W
 3/5 vs. Jacksonville St. (Ala.)²82-78 W
 3/6 @ North Alabama²59-63 L
¹ MIAA Postseason Tournament
² NCAA Regional in Florence, Ala.

1981-82 (17-10)
 11/25 @ Loras (Iowa)79-94 L
 11/28 @ Washburn (Kan.)72-66 W
 11/30 @ Texas Christian52-54 L
 12/5 Grand View (Iowa)91-80 W
 12/9 Southwest Missouri60-62 L
 12/12 @ Augustana (S.D.)85-68 W
 12/18 Loras (Iowa)84-71 W
 1/2 Simpson (Iowa)103-65 W
 1/7 Quincy (Ill.)73-71 W
 1/9 @ Missouri-St. Louis75-61 W
 1/11 Southeast Missouri78-72 W
 1/16 @ Lincoln86-73 W
 1/18 @ Missouri-Rolla73-87 L
 1/21 @ Central Missouri62-65 L
 1/25 Northwest Missouri85-94 L
 1/28 Colorado College82-57 W
 1/30 Missouri-St. Louis72-63 W
 2/1 @ Southeast Missouri70-78 L
 2/4 Lindenwood*70-78 W
 2/6 Lincoln78-70 W
 2/8 Missouri-Rolla90-67 W
 2/11 @ Quincy (Ill.)76-93 L
 2/13 Southwest Missouri81-78 W
 2/15 Central Missouri82-70 W
 2/20 @ Northwest Missouri53-57 L
 2/23 Missouri-Rolla¹98-60 W
 2/25 @ Southeast Missouri¹63-67 L
¹ MIAA Postseason Tournament
 *Forfeited to Truman

1982-83 (13-14)
 11/22 Loras (Iowa)76-82 L
 11/26 @ Morningside (Iowa)56-81 L
 11/29 Augustana (S.D.)84-87 L
 12/3 @ Central (Iowa)66-61 W

All-Time Scores

12/4	@ Iowa State.....	57-81	L
12/6	Grand View (Iowa).....	74-66	W
12/10	Millikin (Ill.).....	67-64	W
12/11	Washburn (Kan.).....	59-58	W
12/18	@ Alaska-Anchorage.....	83-72	W
12/20	@ Alaska-Anchorage.....	72-74	L
1/8	Missouri-Rolla.....	71-92	L
1/12	Iowa Wesleyan.....	99-78	W
1/15	@ Southeast Missouri.....	62-84	L
1/17	@ Quincy (Ill.).....	71-86	L
1/19	Northwest Missouri.....	59-58	W
1/22	@ Lincoln.....	62-58	W
1/27	SIU-Edwardsville.....	76-63	W
1/29	@ Central Missouri.....	57-68	L
2/2	Missouri-St. Louis.....	78-76	W
2/5	Southeast Missouri.....	69-80	L
2/9	@ Northwest Missouri.....	59-62	L
2/12	Lincoln.....	58-51	W
2/16	@ SIU-Edwardsville.....	56-52	W
2/19	Central Missouri.....	52-62	L
2/21	Quincy (Ill.).....	79-76	W
2/23	@ Missouri-St. Louis.....	63-65	L
2/26	@ Missouri-Rolla.....	75-83	L

1983-84 (11-16)

11/22	Central (Iowa).....	80-51	W
11/25	Lindenwood Col.....	96-57	W
11/26	Graceland (Iowa).....	84-49	W
11/29	Morningside (Iowa).....	62-63	L
12/3	@ Washburn (Kan.).....	82-102	L
12/7	@ Nebraska.....	61-82	L
12/9	vs. IU/PU-Ft. Wayne ¹	52-50	W
12/10	vs. Olivet Nazarene (Ill.) ¹	71-74	L
12/13	Quincy (Ill.).....	74-84	L
12/17	Kansas Newman.....	90-76	W
1/7	Monmouth (Ill.).....	110-72	W
1/11	@ Missouri-Rolla.....	80-74	W
1/14	Southeast Missouri.....	80-75	W
1/16	Southwest Baptist.....	64-81	L
1/18	@ Northwest Missouri.....	60-74	L
1/21	Lincoln.....	67-59	W
1/23	@ Loras (Iowa).....	76-84	L
1/26	@ Quincy (Ill.).....	67-70	L
1/28	Central Missouri.....	70-88	L
2/1	Missouri-St. Louis.....	78-61	L
2/4	Southeast Missouri.....	78-88	L
2/8	Northwest Missouri.....	68-85	L
2/11	@ Lincoln.....	72-67	W
2/18	@ Central Missouri.....	48-65	L
2/22	Missouri-St. Louis.....	83-87	L
2/25	Missouri-Rolla.....	70-64	W
3/1	@ Central Missouri ²	57-70	L

¹ at Millikin Classic (Decatur, Ill.)
² MIAA Postseason Tournament

1984-85 (15-12)

11/26	Culver-Stockton.....	79-62	W
11/30	Harris-Stowe.....	79-26	W
12/1	SIU-Edwardsville.....	67-57	W
12/4	@ Central (Iowa).....	50-65	L
12/10	@ Kansas State.....	48-58	L
12/14	Quincy (Ill.).....	60-74	L
12/17	Missouri Valley.....	103-67	W
12/21	@ Florida Southern ¹	63-85	L
12/22	vs. District of Columbia ¹	73-70	W
1/2	Phillips (Okla.).....	63-62	W
1/5	Ottawa (Kan.).....	85-50	W
1/9	Missouri-St. Louis.....	61-68	L
1/11	Grinnell (Iowa).....	95-50	W
1/12	@ SIU-Edwardsville.....	55-52	W
1/16	@ Lincoln.....	65-56	W
1/19	Missouri-Rolla.....	51-49	W
1/23	@ Northwest Missouri.....	57-61	L
1/26	@ Southeast Missouri.....	67-86	L
1/28	Quincy (Ill.).....	50-52	L
1/30	Central Missouri.....	49-47	W
2/2	@ Missouri-St. Louis.....	58-89	L
2/6	Lincoln.....	81-67	W
2/13	Northwest Missouri.....	67-60	W
2/16	@ Missouri-Rolla.....	59-60	L
2/20	@ Central Missouri.....	59-61	L
2/23	Southeast Missouri.....	47-44	W
2/28	@ Southeast Missouri ²	65-92	L

¹ in Lakeland, Fla.
² MIAA Postseason Tournament

1985-86 (12-15)

11/22	Eureka (Ill.).....	69-55	W
11/26	@ Tulsa.....	51-70	L
11/29	Graceland (Iowa).....	87-61	W
11/30	Washburn (Kan.).....	66-63	W
12/4	@ Quincy (Ill.).....	80-79	W
12/7	Missouri Valley.....	81-76	W

12/13	Quincy (Ill.).....	71-84	L
12/16	SIU-Edwardsville.....	73-75	L
12/19	vs. Eastern New Mexico ¹	86-73	W
12/20	@ Washburn (Kan.).....	67-75	L
12/21	Bethany Nazarene (Okla.) ¹	70-81	L
1/4	Coe (Iowa).....	89-58	W
1/8	@ Missouri-St. Louis.....	56-72	L
1/11	@ Nebraska.....	56-99	L
1/15	Lincoln.....	80-58	W
1/18	@ Missouri-Rolla.....	83-60	W
1/22	Northwest Missouri.....	72-79	L
1/25	Southeast Missouri.....	60-73	L
1/29	@ Central Missouri.....	63-78	L
2/1	Missouri-St. Louis.....	79-63	W
2/5	@ Lincoln.....	60-78	L
2/9	@ SIU-Edwardsville.....	79-85	L
2/12	@ Northwest Missouri.....	68-70	L
2/15	Missouri-Rolla.....	79-70	W
2/19	Central Missouri.....	78-67	L
2/22	@ Southeast Missouri.....	85-104	L
2/27	@ Southeast Missouri ²	85-99	L

¹ in Topeka, Kan.
² MIAA Postseason Tournament

1986-87 (3-24)

11/21	Eureka (Ill.).....	69-72	L
11/22	Peru State (Neb.).....	73-70	W
11/29	Marycrest (Iowa).....	88-66	W
12/1	Grand View (Iowa).....	53-56	L
12/6	Morningside (Iowa).....	68-71	L
12/8	@ Quincy (Ill.).....	53-55	L
12/12	vs. Midwestern (Texas) ¹	54-79	L
12/13	Angelo St. (Texas) ¹	76-82	L
12/20	@ SIU-Edwardsville.....	68-98	L
1/4	vs. West Texas A&M ¹	45-74	L
1/5	Midwestern (Texas).....	60-69	L
1/7	Missouri-St. Louis.....	72-77	L
1/10	Quincy (Ill.).....	69-74	L
1/14	@ Lincoln.....	63-86	L
1/17	Missouri-Rolla.....	67-81	L
1/19	Southwest Baptist.....	65-55	W
1/21	@ Northwest Missouri.....	71-79	L
1/24	@ Southeast Missouri.....	59-90	L
1/28	Central Missouri.....	66-92	L
1/31	@ Missouri-St. Louis.....	70-98	L
2/2	SIU-Edwardsville.....	46-59	L
2/4	Lincoln.....	37-41	L
2/7	@ Southwest Baptist.....	63-94	L
2/11	Northwest Missouri.....	65-68	L
2/14	@ Missouri-Rolla.....	53-64	L
2/18	@ Central Missouri.....	59-75	L
2/21	Southeast Missouri.....	72-89	L

¹ in Wichita Falls, Texas
² in Quincy, Ill.

1987-88 (11-19)

11/20	Eureka (Ill.).....	80-65	W
11/21	Missouri Western.....	91-82	W
11/27	West Virginia ¹	66-78	L
11/28	Oklahoma State ¹	60-75	L
12/1	@ Alaska-Fairbanks.....	86-102	L
12/2	@ Alaska-Fairbanks.....	78-93	L
12/4	@ Alaska-Anchorage.....	75-95	L
12/5	@ Alaska-Anchorage.....	70-106	L
12/11	Marycrest (Iowa).....	99-79	W
12/12	@ Grand View (Iowa).....	73-95	L
12/19	@ Quincy (Ill.).....	84-90	L
1/2	Central Methodist.....	84-78	W
1/7	Peru State (Neb.).....	88-79	W
1/9	@ Missouri Western.....	82-78	W
1/13	@ Missouri-St. Louis.....	74-73	W
1/15	Harris-Stowe.....	109-58	W
1/18	Quincy (Ill.).....	105-89	W
1/20	Lincoln.....	84-69	W
1/23	@ Missouri-Rolla.....	70-89	L
1/25	@ Southwest Baptist.....	92-100	OT
1/27	Northwest Missouri.....	75-79	L
1/30	@ Southeast Missouri.....	74-102	L
2/3	@ Central Missouri.....	65-76	L
2/6	Missouri-St. Louis.....	64-73	L
2/10	@ Lincoln.....	74-98	L
2/13	Southwest Baptist.....	74-61	W
2/17	@ Northwest Missouri.....	62-65	L
2/20	Missouri-Rolla.....	79-82	L
2/24	Central Missouri.....	59-68	L
2/27	Southeast Missouri.....	64-85	L

¹ at Hawaii Classic

1988-89 (7-19)

11/19	@ Missouri Western.....	74-75	L
11/22	Missouri Valley.....	82-77	W
11/26	@ North Dakota.....	75-70	W
11/30	Eureka Col. (Ill.).....	84-63	W

12/3	SIU-Edwardsville.....	74-77	L
12/6	Hannibal-LaGrange.....	111-65	W
12/10	Peru State (Neb.).....	67-65	W
12/17	Quincy (Ill.).....	71-77	L
1/3	@ SIU-Carbondale.....	81-97	L
1/7	Missouri Western.....	67-74	L
1/9	SIU-Edwardsville.....	81-89	L
1/11	Missouri-St. Louis.....	73-76	L
1/14	@ Quincy (Ill.).....	82-84	L
1/18	@ Lincoln.....	88-94	L
1/21	Missouri-Rolla.....	72-62	W
1/23	Southwest Baptist.....	87-79	W
1/25	@ Northwest Missouri.....	70-102	L
1/28	Southeast Missouri.....	79-84	W
2/1	Central Missouri.....	73-76	L
2/4	@ Missouri-St. Louis.....	54-64	L
2/8	Lincoln.....	71-78	L
2/11	@ Southwest Baptist.....	47-56	L
2/15	Northwest Missouri.....	81-82	L
2/18	@ Missouri-Rolla.....	60-74	L
2/22	@ Central Missouri.....	72-76	L
2/24	@ Southeast Missouri.....	76-97	L

1989-90 (8-19)

11/17	@ North Alabama ¹	58-80	L
11/18	vs. Hampton (Va.) ¹	72-71	W
11/24	Rockhurst ²	76-70	W
11/25	@ Fort Hays St. (Kan.) ²	63-66	L
12/2	Missouri Valley.....	108-76	W
12/5	Quincy (Ill.).....	72-82	L
12/9	Missouri Baptist.....	97-83	W
12/16	Missouri-Rolla.....	63-54	W
12/18	Loras (Iowa).....	87-66	W
12/22	North Dakota.....	76-82	L
1/6	@ Quincy (Ill.).....	83-94	L
1/10	Missouri Western.....	71-80	L
1/13	@ Missouri-St. Louis.....	78-74	W
1/17	Northwest Missouri.....	73-92	L
1/20	@ Missouri Southern.....	79-82	OT
1/24	Central Missouri.....	47-68	L
1/27	Lincoln.....	76-86	L
1/31	@ Missouri Western.....	74-85	L
2/3	Washburn (Kan.).....	83-89	L
2/7	@ Northwest Missouri.....	59-78	L
2/10	Southeast Missouri.....	93-106	L
2/13	@ Central Missouri.....	57-61	L
2/17	@ Lincoln.....	65-80	L
2/21	@ Washburn (Kan.).....	56-61	L
2/24	Southwest Baptist.....	76-91	L
2/28	Pittsburg State (Kan.).....	68-65	W
3/3	@ Missouri-Rolla.....	57-60	L

¹ in Florence, Ala.
² in Fort Hays, Kan.

1990-91 (13-15)

11/20	Tarkio.....	87-67	W
11/28	@ Quincy (Ill.).....	67-74	L
12/1	Missouri Valley.....	102-84	W
12/4	Hannibal-LaGrange.....	117-73	W
12/8	@ Missouri-Rolla.....	72-79	L
12/11	Central Methodist.....	112-96	W
12/15	Peru State (Neb.).....	100-83	W
1/4	Harding (Ark.) ¹	94-80	W
1/5	Central Arkansas ¹	63-93	L
1/9	@ Missouri Western.....	65-87	L
1/12	Missouri-St. Louis.....	64-72	L
1/16	@ Northwest Missouri.....	61-70	L
1/20	Missouri Southern.....	66-78	L
1/24	@ Central Missouri.....	57-74	L
1/29	@ Lincoln.....	72-64	W
1/26	Wisconsin-Parkside.....	83-58	W
1/31	Missouri Western.....	74-76	L
2/3	@ Washburn (Kan.).....	67-76	L
2/7	@ Northwest Missouri.....	69-58	W
2/10	@ Southeast Missouri.....	83-87	L
2/14	Central Missouri.....	58-73	L
2/17	@ Lincoln.....	89-58	W
2/18	Quincy (Ill.).....	80-64	W
2/21	Washburn (Kan.).....	73-85	L
2/24	Southwest Baptist.....	54-71	L
2/25	@ Pittsburg State (Kan.).....	62-60	W
3/3	Missouri-Rolla.....	83-50	W
3/5	@ Southwest Baptist ²	55-67	L

¹ at Drury Tournament (Springfield, Mo.)
² MIAA Postseason Tournament

1991-92 (11-17)

11/23	Peru State (Neb.).....	90-79	W
11/26	@ Central Methodist.....	115-84	W
11/29	vs. North Dakota.....	70-78	L
11/30	vs. St. Olaf (Minn.) ¹	88-93	L
12/4	@ Quincy (Ill.).....	80-77	W

12/7	Missouri Valley.....	70-62	W
12/11	Central (Iowa).....	76-69	W
12/14	@ Nebraska-Omaha.....	67-78	L
1/3	@ Alaska-Anchorage.....	69-71	L
1/4	@ Alaska-Anchorage.....	47-55	L
1/8	Missouri Western.....	73-78	L
1/11	@ Missouri-St. Louis.....	63-72	L
1/13	Culver-Stockton.....	90-54	W
1/15	Northwest Missouri.....	69-54	W
1/18	@ Missouri Southern.....	61-86	L
1/22	Central Missouri.....	74-75	L
1/25	@ Emporia State (Kan.).....	70-76	L
1/29	@ Missouri Western.....	72-89	L
2/1	Washburn (Kan.).....	82-79	W
2/3	Quincy (Ill.).....	98-82	W
2/5	@ Northwest Missouri.....	71-82	L
2/8	Lincoln.....	69-63	W
2/12	@ Central Missouri.....	80-72	W
2/15	Emporia State (Kan.).....	64-85	L
2/20	@ Washburn (Kan.).....	62-91	L
2/22	Southwest Baptist.....	68-72	L
2/26	Pittsburg State (Kan.).....	68-77	L
2/29	@ Missouri-Rolla.....	78-97	L

¹ in Duluth, Minn.

1

All-Time Scores

12/10 @ North Dakota State.....79-71 W
 1/4 Northwest Missouri.....79-73 W
 1/7 @ Emporia State (Kan.).....94-72 W
 1/11 Lincoln.....75-72 W
 1/14 Missouri Southern.....84-81 W
 1/16 Quincy (Ill.).....68-76 L
 1/18 @ Missouri Western.....88-85 W
 1/21 @ Central Missouri.....70-84 L
 1/25 Southwest Baptist.....98-96 OT W
 1/28 Pittsburg State (Kan.).....90-76 W
 2/1 @ Washburn (Kan.).....77-100 W
 2/4 @ Missouri-St. Louis.....85-76 W
 2/8 @ Missouri-Rolla.....77-68 W
 2/11 Emporia State (Kan.).....87-83 W
 2/15 @ Lincoln.....91-85 W
 2/18 @ Missouri Southern.....82-73 W
 2/22 Missouri Western.....83-94 L
 2/25 Central Missouri.....98-109 L
 2/27 Missouri-St. Louis².....81-74 W
 3/1 @ Washburn (Kan.)².....64-74 L

¹ in Rolla, Mo.
² MIAA Postseason Tournament

Head Coach Jack Schrader (1995-2011)

1995-96 (6-20)

11/18 Central (Iowa).....66-62 W
 11/20 Monmouth (Ill.).....76-67 W
 11/25 @ SIU-Edwardsville.....63-78 L
 11/27 Quincy (Ill.).....70-75 L
 12/4 @ Middle Tennessee St.....51-66 L
 12/9 @ IU/PU-Indianapolis.....48-71 L
 12/16 @ Quincy (Ill.).....104-110 2OT L
 12/29 @ Seattle Pacific¹.....60-70 L
 12/30 vs. Central Washington¹.....80-70 W
 1/4 @ Emporia State (Kan.).....55-79 L
 1/6 @ Pittsburg State (Kan.).....69-74 L
 1/10 Northwest Missouri.....55-60 L
 1/13 Missouri-St. Louis.....93-74 W
 1/15 IU/PU-Indianapolis.....54-72 L
 1/17 Missouri-Rolla.....77-81 L
 1/20 @ Southwest Baptist.....69-79 L
 1/24 Lincoln.....67-75 L
 1/27 Missouri Southern.....97-107 3OT L
 1/31 Missouri Western.....73-87 L
 2/3 @ Central Missouri.....67-88 L
 2/7 @ Washburn (Kan.).....66-87 L
 2/10 Pittsburg State (Kan.).....70-80 L
 2/14 @ Northwest Missouri.....66-58 W
 2/17 @ Missouri-St. Louis.....63-80 L
 2/21 @ Missouri-Rolla.....62-69 L
 2/23 Southwest Baptist.....91-79 W

¹ in Seattle, Wash.

1996-97 (11-16)

11/20 Quincy (Ill.).....77-64 W
 11/23 SIU-Edwardsville.....80-69 W
 11/27 Missouri Baptist.....86-69 W
 12/2 Hannibal-LaGrange.....72-66 W
 12/13 Monmouth (Ill.).....79-80 L
 12/13 @ Quincy (Ill.).....59-81 L
 12/19 @ Arkansas-Little Rock.....61-85 L
 12/21 @ Drury.....65-71 L
 12/30 @ Missouri-Rolla.....76-73 W
 1/4 Pittsburg State (Kan.).....50-68 L
 1/8 Missouri Western.....68-73 L
 1/11 Washburn (Kan.).....77-76 W
 1/15 @ Missouri Southern.....69-82 L
 1/18 @ Northwest Missouri.....76-86 L
 1/20 Southwest Baptist.....63-61 W
 1/22 Central Missouri.....68-72 L
 1/27 @ Emporia State (Kan.).....57-78 L
 1/29 Lincoln.....72-58 W
 2/1 @ Missouri Western.....65-79 L
 2/3 @ Washburn (Kan.).....52-93 L
 2/8 Missouri-Rolla.....45-69 L
 2/10 Emporia State (Kan.).....72-77 L
 2/13 @ Southwest Baptist.....57-55 W
 2/15 Missouri Southern.....85-73 W
 2/19 @ Central Missouri.....82-85 L
 2/22 @ Lincoln.....93-79 W
 2/24 @ Pittsburg State (Kan.)¹.....79-91 L

¹ MIAA Postseason Tournament

1997-98 (14-13)

11/15 @ Quincy (Ill.).....66-80 L
 11/19 Iowa Wesleyan.....76-56 W
 11/22 @ SIU-Edwardsville.....73-84 L
 11/24 Missouri-St. Louis.....71-55 W
 12/1 Culver-Stockton.....58-55 W
 12/3 Monmouth (Ill.).....85-60 W
 12/13 @ Southern Indiana.....85-92 L

12/18 @ Southeast Missouri.....65-79 L
 12/20 Quincy (Ill.).....61-57 W
 12/30 Drury.....64-58 W
 1/3 @ Pittsburg State (Kan.).....64-93 L
 1/7 @ Missouri Western.....58-75 L
 1/10 @ Washburn (Kan.).....69-72 L
 1/12 Missouri-Rolla.....61-63 L
 1/14 Missouri Southern.....69-72 L
 1/18 Northwest Missouri.....56-70 L
 1/21 @ Central Missouri.....75-64 W
 1/28 @ Lincoln.....71-59 W
 1/31 Missouri Western.....67-74 L
 2/2 Washburn (Kan.).....65-63 W
 2/7 @ Missouri-Rolla.....72-68 W
 2/9 Emporia State (Kan.).....45-43 W
 2/12 @ Southwest Baptist.....46-74 L
 2/14 @ Missouri Southern.....64-61 W
 2/18 Central Missouri.....74-60 W
 2/21 Lincoln.....73-63 W
 2/24 @ Washburn (Kan.)¹.....52-63 L

¹ MIAA Postseason Tournament

1998-99 (26-7)

11/14 Quincy (Ill.).....92-77 W
 11/20 vs. St. Thomas (Fla.).....84-60 W
 11/21 @ Minn. St., Mankato.....81-58 W
 11/24 Graceland (Iowa).....101-82 W
 12/2 Rockhurst.....74-57 W
 12/5 Central Christian.....98-35 W
 12/8 Monmouth (Ill.).....97-74 W
 12/17 @ Quincy (Ill.).....66-88 L
 12/30 @ Drury.....56-65 L
 1/4 @ Missouri Southern.....66-67 L
 1/6 Missouri Western.....67-71 L
 1/9 Washburn (Kan.).....67-65 W
 1/11 @ Missouri-Rolla.....55-49 W
 1/16 @ Northwest Missouri.....77-72 W
 1/20 Central Missouri.....71-77 L
 1/27 Lincoln.....78-68 W
 1/30 @ Missouri Western.....42-66 L
 2/1 @ Washburn (Kan.).....67-65 W
 2/6 Missouri-Rolla.....69-58 W
 2/8 @ Emporia State (Kan.).....82-74 W
 2/10 Southwest Baptist.....85-51 W
 2/13 Missouri Southern.....60-58 W
 2/15 Pittsburg State (Kan.).....75-64 W
 2/17 @ Central Missouri.....68-63 W
 2/20 @ Lincoln.....86-78 W
 2/22 Missouri Southern¹.....74-71 W
 2/24 @ Pittsburg State (Kan.)¹.....76-74 W
 2/26 Northwest Missouri¹.....70-68 W
 3/4 vs. Missouri Western².....82-69 W
 3/5 @ Midwestern (Texas)².....81-68 W
 3/6 vs. Abilene Christian³.....76-69 W
 3/17 vs. St. Rose (N.Y.)³.....106-101 3OT W
 3/18 vs. Metro State (Colo.)³.....65-69 L

¹ MIAA Postseason Tournament

² NCAA Regionals in Wichita Falls, Texas

³ NCAA Elite Eight in Louisville, Ky.

1999-2000 (16-11)

11/20 Quincy (Ill.).....74-70 W
 11/23 Iowa Wesleyan.....94-65 W
 11/29 Culver-Stockton.....76-62 W
 12/1 @ Rockhurst.....80-65 W
 12/7 Monmouth (Ill.).....86-69 W
 12/19 vs. Ashland (Ohio)¹.....93-90 W
 12/21 vs. Neb.-Omaha¹.....76-58 W
 12/30 Drury.....76-85 L
 1/3 Washburn (Kan.).....78-73 W
 1/5 @ Central Missouri.....76-80 L
 1/8 @ Missouri Southern.....65-73 L
 1/12 Missouri Western.....75-73 W
 1/15 Southwest Baptist.....71-61 W
 1/19 @ Northwest Missouri.....70-80 L
 1/22 @ Emporia State (Kan.).....73-76 L
 1/26 Missouri-Rolla.....73-65 W
 1/29 @ Pittsburg State (Kan.).....58-74 L
 1/31 @ Washburn (Kan.).....48-70 L
 2/2 Central Missouri.....77-68 W
 2/5 Missouri Southern.....62-68 L
 2/9 @ Missouri Western.....57-96 L
 2/12 @ Southwest Baptist.....99-76 W
 2/16 Northwest Missouri.....62-63 L
 2/19 Emporia State (Kan.).....84-64 W
 2/23 @ Missouri-Rolla.....69-62 W
 2/26 Pittsburg State (Kan.).....86-64 W
 2/29 @ Northwest Missouri¹.....61-72 L

¹ at Coconut Coast Classic

² MIAA Postseason Tournament

2000-01 (7-20)

11/21 Lincoln.....69-78 L

11/27 Hannibal-LaGrange.....92-59 W
 12/2 @ Drury.....64-76 L
 12/5 Westminster.....75-46 W
 12/19 Monmouth (Ill.).....78-72 W
 12/21 SIU-Edwardsville.....87-59 W
 12/30 @ Missouri-St. Louis.....34-61 L
 1/3 Central Missouri.....67-81 L
 1/6 Missouri Southern.....73-75 L
 1/8 @ Washburn (Kan.).....73-75 L
 1/10 @ Missouri Western.....66-81 L
 1/13 @ Southwest Baptist.....52-61 L
 1/17 Northwest Missouri.....68-58 W
 1/20 Emporia State (Kan.).....58-71 L
 1/22 @ Quincy (Ill.).....47-59 L
 1/24 @ Missouri-Rolla.....59-45 W
 1/27 Pittsburg State (Kan.).....61-83 L
 1/31 @ Central Missouri.....40-44 L
 2/3 @ Missouri Southern.....43-70 L
 2/5 Washburn (Kan.).....69-71 L
 2/7 Missouri Western.....72-77 L
 2/10 Southwest Baptist.....69-76 L
 2/14 @ Northwest Missouri.....45-72 L
 2/17 @ Emporia State (Kan.).....62-58 W
 2/21 Missouri-Rolla.....62-84 L
 2/24 @ Pittsburg State (Kan.).....81-94 L
 2/26 @ Washburn (Kan.)¹.....65-96 L

¹ MIAA Postseason Tournament

2001-02 (3-23)

11/16 vs. Wayne State¹.....72-78 L
 11/17 vs. Minn. St.-Mankato¹.....60-92 L
 11/19 Missouri-St. Louis.....52-66 L
 11/29 Quincy.....74-79 L
 12/1 Drury.....80-75 W
 12/8 @ Lincoln.....60-84 L
 12/10 Culver-Stockton.....79-77 W
 12/20 @ SIU-Edwardsville.....67-79 L
 1/2 @ Southwest Baptist.....83-84 L
 1/5 Washburn.....73-83 L
 1/7 @ Central Missouri.....61-73 L
 1/9 @ Northwest Missouri.....65-74 L
 1/12 Emporia State.....75-79 L
 1/16 Missouri Western.....75-82 L
 1/19 @ Pittsburg State.....68-93 L
 1/23 Missouri-Rolla.....60-68 L
 1/26 @ Missouri Southern.....62-77 L
 1/30 Southwest Baptist.....56-58 L
 2/2 @ Washburn.....64-79 L
 2/4 Central Missouri.....58-54 W
 2/6 Northwest Missouri.....50-79 L
 2/9 @ Emporia State.....61-71 L
 2/13 @ Missouri Western.....60-83 L
 2/16 Pittsburg State.....56-64 L
 2/20 @ Missouri-Rolla.....72-75 L
 2/23 Missouri Southern.....77-101 L

¹ at Minnesota State Tourn. (Mankato, Minn.)

2002-03 (9-18)

11/22 vs. South Dakota State¹.....54-75 L
 11/23 vs. Florida Tech¹.....84-72 W
 11/26 @ Lincoln.....47-58 L*
 12/2 Central Christian.....111-47 W
 12/4 Lincoln.....65-74 L*
 12/7 Drury.....66-69 L
 12/9 Hannibal-LaGrange.....80-58 W
 12/18 @ Drury.....78-65 W
 12/21 @ Quincy (Ill.).....79-82 OT L
 12/30 @ Central Missouri.....63-66 L
 1/4 @ Washburn (Kan.).....71-80 L
 1/8 Northwest Missouri.....83-71 W
 1/11 @ Emporia State (Kan.).....61-94 L
 1/15 @ Missouri Western.....62-99 L
 1/18 Pittsburg State (Kan.).....74-77 OT L
 1/22 @ Missouri-Rolla.....62-70 L
 1/25 Missouri Southern.....83-91 L
 1/28 @ Southwest Baptist.....65-79 L
 2/1 Washburn (Kan.).....50-77 L
 2/5 @ Northwest Missouri.....56-60 L
 2/8 Emporia State (Kan.).....70-93 L
 2/12 Missouri Western.....57-80 L
 2/15 @ Pittsburg State (Kan.).....66-82 L
 2/19 Missouri-Rolla.....79-58 W
 2/22 @ Missouri Southern.....73-75 L
 2/26 Southwest Baptist.....88-79 W
 3/1 Central Missouri.....71-73 L

¹ at Northwest Missouri Milner Classic (Maryville, Mo.)

* NCAA Committee on Infractions awarded wins against Lincoln due to ineligible players used

2003-04 (6-21)

11/15 Quincy.....71-72 L

11/18 Culver-Stockton.....66-68 OT L
 11/28 vs. Northeastern State¹.....40-52 L
 11/29 vs. Lincoln¹.....71-65 W
 12/3 Maryville.....83-69 W
 12/6 vs. Harris-Stowe².....82-49 W
 12/8 William Penn.....58-68 L
 12/19 vs. Findlay³.....52-71 L
 12/20 vs. Grand Valley State³.....53-63 L
 12/30 Missouri Southern.....79-76 W
 1/3 Pittsburg State.....65-84 L
 1/7 @ Missouri-Rolla.....50-64 L
 1/10 @ Emporia State.....80-85 L
 1/14 Missouri Western.....61-67 L
 1/17 @ Washburn.....71-79 L
 1/21 Northwest Missouri.....63-68 L
 1/24 @ Central Missouri.....65-66 L
 1/28 Southwest Baptist.....69-84 L
 1/31 @ Missouri Southern.....67-64 W
 2/2 @ Southwest Baptist.....60-58 W
 2/7 Central Missouri.....56-73 L
 2/11 @ Northwest Missouri.....52-73 L
 2/14 Washburn.....54-70 L
 2/18 @ Missouri Western.....79-90 OT L
 2/21 Emporia State.....72-84 L
 2/25 Missouri-Rolla.....63-82 L
 2/28 @ Pittsburg State.....80-86 L

¹ at Hillary Tipoff Classic (St. Joseph, Mo.)

² at Edward Jones Dome (St. Louis, Mo.)

³ at Quincy Tournament (Quincy, Ill.)

2004-05 (8-19)

11/19 @ Minn. St.-Mankato.....57-99 L
 11/20 vs. Augusta¹.....82-91 L
 11/22 @ Illinois State.....47-82 L
 11/26 @ Nebraska-Omaha.....58-76 L
 11/27 vs. South Dakota².....68-80 L
 12/4 Upper Iowa.....77-55 W
 12/7 @ Quincy.....75-701 W
 12/11 Lincoln.....82-58 W
 12/18 @ Lincoln.....76-74 W
 12/29 @ Missouri Southern.....47-48 L
 1/2 @ Pittsburg State.....58-66 L
 1/8 Emporia State.....65-69 L
 1/12 @ Missouri Western.....54-65 L
 1/15 Washburn.....56-66 L
 1/19 @ Northwest Missouri.....73-76 L
 1/22 Central Missouri.....52-72 L
 1/25 @ Southwest Baptist.....69-75 L
 1/29 Missouri Southern.....73-62 W
 2/2 Southwest Baptist.....71-73 L
 2/5 @ Central Missouri.....69-83 L
 2/7 Missouri-Rolla.....72-54 W
 2/9 Northwest Missouri.....54-65 L
 2/12 @ Washburn.....73-89 L
 2/16 Missouri Western.....71-60 W
 2/19 @ Emporia State.....63-64 L
 2/23 @ Missouri-Rolla.....66-56 W
 2/26 Pittsburg State.....66-68 L

¹ at Minnesota State Tourn. (Mankato, Minn.)

² at Nebraska-Omaha Tourn.

2005-06 (20-9)

11/15 Lincoln Christian.....92-42 W
 11/18 @ Southeast Missouri.....56-59 L
 11/21 Quincy.....76-62 W
 11/28 Lincoln.....89-71 W
 11/30 Robert Morris.....83-56 W
 12/3 @ Lincoln.....62-53 W
 12/8 Vennard.....69-35 W
 12/10 @ Southwest Baptist.....82-86 OT L
 12/17 @ Quincy¹.....81-77 OT W
 12/18 vs. Nebraska-Omaha¹.....64-60 W
 12/20 @ Upper Iowa.....77-67 W
 12/22 Harris-Stowe.....91-67 W
 12/30 Washburn.....87-78 W
 1/4 @ Central Missouri.....77-69 W
 1/7 Missouri Southern.....64-52 W
 1/14 @ Pittsburg State.....55-68 L
 1/18 Missouri Western.....49-69 L
 1/21 @ Emporia State.....61-58 W
 1/25 Northwest Missouri.....60-56 W
 1/28 @ Washburn.....81-72 W
 2/1 @ Northwest Missouri.....76-71 W
 2/4 Emporia State.....68-67 W
 2/8 @ Missouri Western.....57-80 L
 2/11 Pittsburg State.....81-76 OT W
 2/18 @ Missouri Southern.....68-67 W
 2/22 Central Missouri.....62-66 L
 2/25 Southwest Baptist.....72-82 L
 3/3 vs. Emporia State².....90-96 L
 3/11 vs. Central Missouri³.....63-67 OT L

¹ at Quincy University Tourn. (Quincy, Ill.)

² at MIAA Tournament (Kansas City, Mo.)

All-Time Scores

³ at NCAA Regionals (Bolivar, Mo.)
2006-07 (15-13)

11/15	Central Christian	73-26	W
11/17	Armstrong Atlantic (Ga.) ¹	70-67	L
11/18	Missouri-Rolla ¹	76-62	W
11/22	Quincy (Ill.)	83-76	L
11/27	Culver-Stockton (Mo.)	87-67	W
11/29	Hannibal-LaGrange (Mo.)	75-69	W
12/2	Vennard (Iowa)	60-28	W
12/9	@ Missouri Southern	70-53	W
12/19	Robert Morris-Spr. (Ill.)	75-67	W
12/21	@ Quincy (Ill.)	88-78	L
12/30	@ Pittsburg State (Kan.)	68-63	L
1/3	Fort Hays State (Kan.)	70-59	W
1/6	@ Missouri Western	74-60	W
1/10	Emporia State (Kan.)	63-60	L
1/13	Washburn (Kan.)	60-45	W
1/17	@ Northwest Missouri	70-52	L
1/20	@ Southwest Baptist (Mo.)	81-68	W
1/24	Central Missouri	77-64	L
1/27	Missouri Southern	76-68	W
1/31	@ Central Missouri	66-47	L
2/3	Southwest Baptist	60-53	W
2/7	Northwest Missouri	64-50	L
2/10	@ Washburn (Kan.)	68-58	ot
2/14	Missouri Western	68-64	L
2/17	@ Fort Hays State (Kan.)	64-59	W
2/24	Pittsburg State (Kan.)	68-65	L
3/1	vs. Emporia State (Kan.) ²	88-75	W
3/3	vs. Central Missouri ²	72-68	L

¹ at Hillyard Tipoff Classic (St. Joseph, Mo.)
² at MIAA Tournament (Kansas City, Mo.)

2007-08 (5-22)

11/16	@ Minn St.-Mankato	66-59	L
11/17	vs. Minn.-Duluth ¹	58-55	L
11/23	@ South Dakota	69-46	L
11/24	vs. Augustana ²	65-57	L
12/1	Hannibal-LaGrange	71-66	L
12/8	Central Christian	86-45	W
12/15	@ Quincy	73-58	L
12/16	vs. South Dakota ³	88-55	L
12/19	@ SIU-Edwardsville	58-48	L
1/2	Missouri Southern	70-57	L
1/5	Pittsburg St.	62-59	OT
1/9	@ Fort Hays St.	60-48	W
1/12	Missouri Western	73-65	W
1/16	@ Emporia St.	67-57	L
1/19	@ Washburn	59-50	L
1/23	Northwest Missouri	64-50	L
1/26	Southwest Baptist	78-58	W
1/30	@ Central Missouri	61-50	L
2/2	@ Missouri Southern	77-61	L
2/6	Central Missouri	65-64	OT
2/9	@ Southwest Baptist	76-66	L
2/13	@ Northwest Missouri	61-49	L
2/16	Washburn	61-54	L
2/20	@ Missouri Western	73-68	W
2/23	Fort Hays St.	62-58	L
2/27	Emporia St.	84-72	L
3/1	@ Pittsburg St.	67-62	L

¹ at Mankato Tipoff Classic (Mankato, Minn.)
² at USD Thanksgiving (Vermillion, S.D.)
³ at QU Pepsi Classic (Quincy, Ill.)

2008-09 (6-21)

11/15	William Woods	80-60	W
11/18	Quincy	66-62	W
11/20	Central Christian	97-71	W
11/22	Missouri-St. Louis	65-59	W
11/24	Hannibal-LaGrange	68-51	W
12/3	Missouri Southern	65-56	W
12/6	@ Pittsburg State	81-73	L
12/13	Washburn	66-58	L
12/17	@ Winona State	73-50	L
12/20	@ Quincy	79-56	L
12/29	Emporia State	63-58	L
12/31	@ Southwest Baptist	70-57	L
1/3	@ Fort Hays State	69-47	L
1/7	@ Nebraska-Omaha	89-78	L
1/10	Northwest Missouri	72-63	L
1/14	Missouri Western	69-67	W
1/21	@ Central Missouri	76-46	L
1/24	@ Missouri Southern	57-51	L
1/28	Pittsburg State	60-59	L
2/1	@ Emporia State	87-63	L
2/4	@ Washburn	68-50	L
2/7	Southwest Baptist	81-57	L
2/12	Fort Hays State	59-56	L
2/14	Nebraska-Omaha	83-72	L
2/18	@ Northwest Missouri	62-51	L
2/21	@ Missouri Western	67-48	L
2/28	Central Missouri	77-71	L

2009-10 (5-22)

11/16	Culver-Stockton	86-68	W
11/18	@ Western Illinois	71-59	L
11/24	@ Missouri-St. Louis	89-83	L
11/28	Quincy (Ill.)	94-61	L
12/2	@ Missouri Southern	84-55	L
12/5	Pittsburg St. (Kan.)	77-63	W
12/9	Hannibal-LaGrange (Mo.)	89-74	W
12/12	@ Washburn (Kan.)	87-66	L
12/19	@ Quincy (Ill.) ¹	89-60	L
12/20	vs. Central State (Ohio) ¹	71-58	L
12/28	@ Emporia St. (Kan.)	92-84	L
12/30	Southwest Baptist (Mo.)	70-62	L
1/2	Fort Hays St. (Kan.)	71-47	L
1/6	Nebraska-Omaha	73-64	L
1/9	@ Northwest Missouri	73-70	L
1/13	@ Missouri Western	71-68	L
1/20	Central Missouri	75-60	L
1/23	Missouri Southern	79-69	L
1/27	@ Pittsburg St. (Kan.)	62-58	W
1/30	Emporia St. (Kan.)	72-59	L
2/3	Washburn (Kan.)	62-53	L
2/6	@ Southwest Baptist (Mo.)	73-65	L
2/11	@ Fort Hays St. (Kan.)	82-45	L
2/13	@ Nebraska-Omaha	82-78	L
2/17	Northwest Missouri	69-65	W
2/20	Missouri Western	68-55	L
2/27	@ Central Missouri	80-63	L

¹ at Quincy Pepsi Holiday Classic

2010-11 (7-19)

11/12	@ Missouri-Kansas City	71-59	L
11/15	Culver-Stockton	90-59	W
11/23	Hannibal-LaGrange	82-47	W
11/27	@ Quincy (Ill.)	76-71	L
12/1	Missouri Southern	91-74	L
12/4	@ Pittsburg St. (Kan.)	91-68	L
12/7	@ Southwest Baptist (Mo.)	108-75	L
12/11	Washburn (Kan.)	83-78	W
12/18	Emporia St. (Kan.)	74-71	L
1/3	@ Fort Hays St. (Kan.)	84-57	L
1/5	@ Nebraska-Omaha	83-70	L
1/8	Northwest Missouri	73-58	W
1/12	Missouri Western	78-63	L
1/15	Lincoln (Mo.)	83-79	W
1/19	@ Central Missouri	73-45	L
1/22	@ Missouri Southern	83-70	L
1/26	Pittsburg St. (Kan.)	58-56	L
1/30	@ Emporia St. (Kan.)	65-61	L
2/5	Southwest Baptist (Mo.)	80-68	L
2/10	Fort Hays St. (Kan.)	81-74	L
2/12	Nebraska-Omaha	89-79	L
2/14	@ Washburn (Kan.)	72-61	L
2/16	@ Northwest Missouri	89-46	L
2/19	@ Missouri Western	91-79	W
2/23	@ Lincoln (Mo.)	77-65	L
2/26	Central Missouri	60-53	L

Head Coach Matt Woodley (2011-14)

2011-12 (8-20)

11/11	@ Abilene Christian (Texas)	70-68	L
11/12	vs. Angelo St. (Texas) ¹	69-63	L
11/15	Central Christian (Mo.)	99-51	W
11/17	@ Grand View (Iowa)	76-62	W
11/19	@ Maryville (Mo.)	67-64	L
11/22	Quincy (Ill.)	81-74	L
11/26	@ Upper Iowa	75-68	L
11/30	@ Missouri Southern	89-43	L
12/3	Pittsburg St. (Kan.)	66-57	W
12/7	Southwest Baptist (Mo.)	80-79	W
12/10	@ Washburn (Kan.)	67-54	L
12/17	@ Emporia St. (Kan.)	60-59	L
1/2	Fort Hays St. (Kan.)	63-58	L
1/7	@ Northwest Missouri	65-47	L
1/11	@ Missouri Western	87-86	W
1/14	@ Lincoln (Mo.)	68-64	L
1/18	Central Missouri	78-73	L
1/21	Missouri Southern	80-74	L
1/25	@ Pittsburg St. (Kan.)	73-56	L
1/28	Emporia St. (Kan.)	77-70	W
2/1	Washburn (Kan.)	66-45	L
2/4	@ Southwest Baptist (Mo.)	68-49	L
2/8	@ Fort Hays St. (Kan.)	76-57	L
2/13	Hannibal-LaGrange (Mo.)	76-73	W
2/15	Northwest Missouri	94-87	L
2/18	Missouri Western	74-70	L
2/22	Lincoln (Mo.)	74-57	L
2/25	@ Central Missouri	82-79	L

2012-13 (10-17)

11/9	William Penn (Iowa)	83-78	L
------	---------------------	-------	---

11/14	Upper Iowa	70-67	L
11/19	Central Christian (Mo.)	102-45	W
11/20	@ Quincy (Ill.)	62-60	L
11/28	Grand View (Iowa)	71-61	W
12/5	@ Missouri Western	71-69	W
12/8	Missouri Southern	70-56	L
12/18	@ Quincy (Ill.)	76-50	W
12/19	vs. Northeastern St. (Okla.) ¹	72-71	L
12/30	Maryville (Mo.)	70-57	L
1/3	Lincoln (Mo.)	84-64	W
1/5	@ Lindenwood (Mo.)	96-82	L
1/10	Central Oklahoma	85-80	L
1/12	Emporia St. (Kan.)	65-60	L
1/16	@ Washburn (Kan.)	64-56	W
1/19	Central Missouri	63-59	L
1/24	Nebraska-Kearney	80-79	W
1/26	Fort Hays St. (Kan.)	74-68	L
2/2	@ Southwest Baptist (Mo.)	76-73	L
2/7	@ Pittsburg St. (Kan.)	79-75	L
2/9	@ Northeastern St. (Okla.)	72-56	L
2/14	Southwest Baptist (Mo.)	72-60	W
2/21	Lindenwood (Mo.)	81-71	L
2/23	@ Lincoln (Mo.)	81-74	W
2/27	@ Central Missouri	76-64	L
3/2	@ Northwest Missouri	63-56	W
3/4	@ Pittsburg St. (Kan.) ²	70-62	L

¹ at Quincy (Ill.) Holiday Classic
² MIAA Postseason Tournament

2013-14 (20-7)

11/9	Lincoln Christian	92-52	W
11/11	Central Christian	86-47	W
11/29	vs. Cameron (Okla.) ¹	87-67	W
11/30	vs. Northwest Missouri ¹	81-77	W
12/7	@ Quincy (Ill.)	79-68	L
12/16	Iowa Wesleyan	95-48	W
12/17	Faith Baptist	95-50	L
12/21	vs. Hillsdale (Mich.) ²	66-49	L
12/22	vs. Central State (Ohio) ²	93-81	W
1/3	@ Lewis (Ill.)	82-65	L
1/5	@ Wisconsin-Parkside	78-57	L
1/9	Illinois Springfield	76-70	W
1/11	McKendree (Ill.)	91-60	W
1/16	Missouri-St. Louis	83-66	W
1/18	@ Maryville (Mo.)	63-61	W
1/23	@ Rockhurst (Mo.)	88-71	W
1/25	@ William Jewell (Mo.)	67-52	W
1/30	Missouri S&T	109-105	ot
2/1	Drury (Mo.)	88-78	L
2/6	Southern Indiana	71-68	ot
2/8	Bellarmine (Ky.)	92-90	W
2/13	@ Indianapolis (Ind.)	75-73	L
2/15	@ Saint Joseph's (Ind.)	73-74	W
2/20	Maryville (Mo.)	76-51	W
2/22	@ Missouri-St. Louis	80-65	L
2/27	Quincy (Ill.)	89-85	W
3/2	Illinois Springfield ³	78-72	L

¹ - in Springfield, Mo.
² - in Quincy, Ill.
³ - GLVC Postseason Tournament

Head Coach Chris Foster (2014-18)

2014-15 (20-10)

11/14	vs. Lake Superior (Mich.) State*	82-65	W
11/15	@ Trevecca Nazarene (Tenn.)*	76-74	L
11/23	@ Northern (S.D.) State	76-74	OT
11/28	vs. North Alabama#	87-74	W
11/29	@ Kentucky Wesleyan#	70-65	W
12/4	Lincoln Christian (Ill.)	109-44	W
12/6	Quincy (Ill.)	91-76	W
12/13	Central Christian (Mo.)	97-41	W
12/15	Faith Baptist (Iowa)	110-54	W
12/19	Iowa Wesleyan	75-57	W
12/31	Hannibal-LaGrange (Mo.)	84-42	W
1/2	Wisconsin-Parkside	77-69	L
1/4	Lewis (Ill.)	74-64	L
1/8	@ McKendree (Ill.)	75-71	W
1/10	@ Illinois Springfield	59-58	W
1/15	@ Missouri-St. Louis	85-77	L
1/17	Maryville (Mo.)	74-53	W
1/22	William Jewell (Mo.)	93-68	W
1/24	Rockhurst (Mo.)	89-65	L
1/29	@ Drury (Mo.)	85-81	W
1/31	@ Missouri S&T	96-74	W
2/5	@ Bellarmine (Ky.)	89-73	L
2/7	@ Southern Indiana	81-70	L
2/12	Saint Joseph's (Ind.)	112-75	W
2/14	Indianapolis	83-64	L
2/19	@ Maryville (Mo.)	86-80	W
2/21	Missouri-St. Louis	76-71	L
2/26	@ Quincy (Ill.)	103-85	W
3/1	Quincy (Ill.)	84-64	W

3/5	vs. Wisconsin-Parkside\$	73-70	L
-----	--------------------------	-------	---

* - at Midwest Region Challenge in Nashville, Tenn.
- at KWC Thanksgiving Classic in Owensboro, Ky.
\$ - at GLVC Postseason Tournament (first game home, second game in St. Charles, Mo.)

2015-16 (21-9)

11/13	vs. Trevecca Nazarene (Tenn.)*	97-66	W
11/14	vs. Ohio Dominican*	64-62	L
11/18	Central Christian (Mo.)	102-52	W
11/21	@ Upper Iowa	84-80	W
11/27	vs. Union (Tenn.)#	84-53	L
11/28	vs. Cameron (Okla.)#	90-85	W
12/3	Rockhurst	78-72	L
12/5	@ William Jewell	76-75	W
12/12	Grace (Neb.)	89-65	W
12/15	Quincy	91-76	W
12/19	vs. Ohio Valley^	86-68	W
12/20	vs. Southern Arkansas^	89-83	W
1/3	Iowa Wesleyan	103-64	W
1/7	McKendree	84-62	W
1/9	Illinois Springfield	95-79	W
1/14	@ Bellarmine	86-57	L
1/16	@ Southern Indiana	81-64	L
1/21	Missouri-St. Louis	67-62	W
1/23	Maryville	81-67	W
1/28	@ Missouri S&T	82-69	W
1/30	@ Drury	82-72	W
2/4	@ Saint Joseph's	98-94	W
2/6	@ Indianapolis	87-86	L
2/11	Wisconsin-Parkside	102-96	OT
2/13	Lewis	94-70	L
2/18	William Jewell	98-83	W
2/20	@ Rockhurst	84-74	W
2/25	@ Quincy	83-82	W
2/28	Missouri-St. Louis\$	90-84	W
3/4	vs. Wisconsin-Parkside\$	77-62	L

* - at Midwest Region Challenge in St. Louis, Mo.
- at Drury Thanksgiving Classic in Springfield, Mo.
^ - at QU Subway Holiday Tournament in Quincy, Ill.
\$ - at GLVC Postseason Tournament (first game home, second game in St. Charles, Mo.)

2016-17 (22-10)

11/11	@ Cedarville*	82-70	W
-------	---------------	-------	---

All-Time Scores

12/7	at McKendree	80-70	W
12/16	vs. Ohio Valley^	89-84	W
12/17	vs. Missouri Southern State^	85-74	L
12/30	Iowa Wesleyan	107-52	W
1/4	Missouri S&T	101-66	W
1/6	Lewis	92-80	W
1/11	at Missouri S&T	96-73	W
1/13	at Rockhurst	107-95	W
1/15	Drury	98-96	OT L
1/18	at Indianapolis	86-80	W
1/20	at Southern Indiana	85-76	L
1/25	at Maryville	75-74	W
2/1	at Drury	88-71	L
2/3	Rockhurst	82-71	W
2/8	at William Jewell	81-80	W
2/10	at Quincy	86-72	W
2/15	Wisconsin-Parkside	89-60	W
2/17	Bellarmine	82-70	L
2/22	William Jewell	90-85	W
2/24	Illinois Springfield	86-47	W
3/2	vs. Lewis\$	103-56	W
3/3	vs. Drury\$	68-67	W
3/4	vs. Bellarmine\$	75-61	L
3/10	vs. Bellarmine%	82-65	L

* - at GLVC/G-MAC Challenge in St. Louis, Mo.
 # - at NW Mo. State Tournament in Maryville, Mo.
 ^ - at QU Subway Holiday Classic in Quincy, Ill.
 \$ - at GLVC Postseason Tournament in Edwardsville, Ill.
 % - at NCAA Midwest Regional in Big Rapids, Mich.

Head Coach Jeff Horner (2018-Present)

2018-19 (14-15)

11/9	Findlay*	57-81	L
11/10	Cedarville*	84-91	L
11/16	at Northwest Missouri State	60-87	L
11/20	at Washburn	61-73	L
11/23	at Northern State#	61-59	W
11/24	vs. Sioux Falls#	70-67	W
11/29	Rockhurst	64-60	W
12/1	William Jewell	73-72	W
12/4	at Missouri Southern State	77-106	L
12/7	Central Christian	118-47	W
12/18	Grand Valley State	82-78	W
12/29	Graceland	83-65	W
1/3	at Lewis	75-66	W
1/5	at Indianapolis	79-83	L
1/10	at Southern Indiana	65-80	L
1/12	at Bellarmine	51-70	L
1/17	Missouri-St. Louis	58-61	L
1/19	Maryville	78-85	L
1/24	Illinois Springfield	77-52	W
1/26	McKendree	79-56	W
1/31	at Missouri S&T	70-65	W
2/2	at Drury	59-65	L
2/9	Quincy	85-57	W
2/14	at William Jewell	98-83	W
2/16	at Rockhurst	69-75	L
2/23	at Quincy	92-76	W
2/28	Indianapolis	77-84	L
3/2	Lewis	58-79	L
3/7	vs. Lewis^	55-72	L

* - hosted GLVC/G-MAC Challenge
 # - at NSU Dacotah Bank T-Giving Classic in Aberdeen, S.D.
 ^ - at GLVC Postseason Tournament in Edwardsville, Ill.

2019-20 (23-8)

11/8	at Findlay*	67-59	W
11/9	vs. Cedarville*	65-77	L
11/14	vs. Grand Valley State\$	76-85	L
11/16	at Davenport	66-88	L
11/21	Missouri Southern	71-68	W
11/29	Newman#	78-72	W
11/30	Washburn#	62-60	W
12/3	Quincy	69-59	W
12/20	at NW Missouri State	66-81	L
1/2	at William Jewell	78-63	W
1/4	at Rockhurst	53-56	L
1/9	Missouri S&T	86-60	W
1/11	Maryville	65-48	W
1/16	Illinois-Springfield	74-61	W
1/18	Lewis	85-58	W
1/20	at Quincy	84-70	W
1/23	at Southern Indiana	76-79	L
1/25	at McKendree	82-65	W
1/30	Rockhurst	81-60	W
2/1	William Jewell	92-63	W
2/6	Lindenwood	72-70	W
2/8	Missouri-St. Louis	72-71	W
2/13	at Bellarmine	61-60	W
2/15	at Indianapolis	82-83	L
2/20	at Drury	52-71	L

2/22	Southwest Baptist	83-59	W
2/27	at Maryville	94-65	W
2/29	at Missouri S&T	89-67	W
3/6	vs. Rockhurst^	85-68	W
3/7	vs. Indianapolis^	88-77	W
3/8	vs. Missouri-St. Louis	53-52	W

* - GLVC/G-MAC Challenge (Findlay, Ohio)
 \$ - Grand Rapids, Mich.
 # - Washburn Thanksgiving Classic (Topeka, Kan.)
 ^ - at GLVC Postseason Tournament in Edwardsville, Ill.

2020-21 (20-3)

11/27	at Lewis	86-65	W
11/29	at Indianapolis	66-64	W
12/5	at #9 UMSL	81-69	W
12/8	vs. Indiana State (exhibition)	80-66	L
12/12	at Lindenwood	76-63	W
12/20	Quincy	96-91 (OT)	W
12/31	at Maryville	90-83	L
1/3	Southern Indiana	76-69	W
1/6	William Jewell	82-77	W
1/9	at Drury	74-53	W
1/14	Missouri S&T	93-56	W
1/16	Maryville	72-47	W
2/4	Indianapolis	79-67	W
2/6	Lewis	73-66	W
2/11	at Illinois Springfield	72-63 (OT)	W
2/13	at Quincy	74-68	W
2/15	at Southern Indiana	75-72	W
2/20	at William Jewell	76-70	W
2/25	Rockhurst	81-76	W
2/27	Southwest Baptist	79-66	W
3/3	Indianapolis\$	75-73	L
3/14	vs. Ashland^	82-63	W
3/16	vs. Michigan Tech^	65-62	W
3/24	vs. Flagler+	70-69	L

\$ - GLVC Postseason Tournament (Kirksville, Mo.)
 ^ - at NCAA Midwest Regional (Evansville, Ind.)
 ++ - at NCAA Elite Eight (Evansville, Ind.)

2021-22 (20-10)

11/12	vs Cedarville	87-80	W
11/13	vs Findlay	90-61	W
11/19	vs Pittsburg State	71-62	W
11/20	at Missouri Southern	95-89	W
11/23	at NW Missouri State	76-86	L
11/27	at Upper Iowa	77-103	L
12/2	Missouri-St. Louis	72-71	W
12/4	Maryville	77-68	W
12/11	Central Christian	108-48	W
12/29	Grand View	86-59	W
1/2	Lindenwood	74-56	W
1/4	at Quincy	73-72	W
1/8	at McKendree	73-74	L
1/13	at Missouri S&T	81-72	W
1/20	at Missouri-St. Louis	79-72	W
1/22	at Lindenwood	68-78	L
1/27	Southern Indiana	66-80	L
1/29	McKendree	78-63	W
1/31	Lewis	56-65	L
2/3	at Lewis	89-76	W
2/5	at Indianapolis	89-73	W
2/10	Quincy	93-86	W
2/12	Illinois-Springfield	78-72	W
2/14	at Maryville	68-64	W
2/17	William Jewell	82-62	W
2/24	at Southwest Baptist	69-82	L
2/26	at Rockhurst	78-84	L
2/28	vs. Rockhurst\$	88-62	W
3/4	vs. Indianapolis+	90-94	L
3/11	vs. Missouri-St. Louis^	68-73	L

\$ - GLVC Postseason Tournament (Kirksville, Mo.)
 ++ - GLVC Postseason Tournament (Edwardsville, Ill.)
 ^ - NCAA Midwest Regional (North Canton, Ohio)

Series Records

Alabama					Univ. of Tulsa, Tulsa..... 0-1
Jacksonville State, Jacksonville..... 1-0					
North Alabama, Florence..... 1-2					
Alaska					
Alaska-Anchorage..... 1-5					
Alaska-Fairbanks..... 0-2					
Arizona					
Arizona State, Tempe..... 0-1					
Northern Arizona, Flagstaff..... 1-1					
Arkansas					
Arkansas-Little-Rock..... 0-1					
Arkansas Tech, Russellville..... 1-1					
Central Arkansas, Conway..... 1-2					
Harding University, Harding..... 1-0					
Southern Arkansas, Magnolia..... 1-0					
California					
Whittier College, Whittier..... 1-0					
Colorado					
Adams State, Alamosa..... 2-0					
Colorado State, Ft. Collins..... 1-0					
Colorado Col., Colorado Springs..... 1-0					
Metropolitan State, Denver..... 0-1					
Connecticut					
Connecticut Col., New London..... 1-0					
District of Columbia					
Univ. of District of Columbia..... 1-0					
Florida					
Flagler College..... 0-1					
Florida Inst. Of Technology..... 1-1					
Florida Southern, Lakeland..... 0-1					
Rollins College, Winter Park..... 0-1					
St. Thomas, Miami..... 1-0					
Georgia					
Armstrong Atlantic State..... 0-1					
Augusta State Univ., Augusta..... 1-0					
Illinois					
Alton Legion, Alton..... 1-0					
Blackburn College, Carlinville..... 1-0					
Carthage College, Carthage..... 1-1					
Caterpillars, Peoria..... 0-1					
DePaul University, Chicago..... 0-2					
Eastern Illinois, Charleston..... 4-6					
Elmhurst College, Elmhurst..... 1-0					
Eureka College, Eureka..... 4-1					
Gardner-Denver, Quincy..... 2-0					
Illinois College, Jacksonville..... 1-2					
Illinois State, Normal..... 5-3					
Illinois Wesleyan, Bloomington..... 1-0					
Loyola University, Chicago..... 0-1					
Lincoln Christian College..... 3-0					
MacMurray College, Jacksonville..... 2-0					
Millikin University, Decatur..... 7-1					
Monmouth College..... 9-1					
North Central College, Naperville..... 1-0					
Northeastern Illinois Univ., Chicago..... 1-1					
Northern Illinois, DeKalb..... 1-2					
Olivet Nazarene, Kankakee..... 0-1					
Quincy YMCA..... 1-0					
Robert Morris-Springfield..... 2-0					
Shurtleff College, Alton..... 3-0					
Southern Illinois, Carbondale..... 1-8					
So. Illinois Univ.-Edwardsville..... 12-11					
Western Illinois, Macomb..... 12-16					
Indiana					
Caledonia..... 1-0					
Indiana U./Purdue U.-Indianapolis..... 1-2					
Indiana U./Purdue U., Ft. Wayne..... 1-0					
Indiana State Univ., Terre Haute..... 0-3					
Southern Indiana..... 4-8					
St. Joseph's College, Rensselaer..... 4-1					
Iowa					
Bloomfield Junior College..... 1-0					
Burlington Junior College..... 0-1					
Buena Vista, Storm Lake..... 2-0					
Centerville Junior College..... 4-0					
Central College, Pella..... 15-3					
Coe College, Cedar Rapids..... 1-0					
Cornell College, Cornell..... 2-1					
Drake University, Des Moines..... 0-3					
Dubuque University, Dubuque..... 2-1					
Faith Baptist, Ankeny..... 2-0					
Graceland College, Lamoni..... 6-2					
Grand View College, Des Moines..... 6-2					
Grinnell College, Grinnell..... 1-0					
Iowa State, Ames..... 0-2					
Iowa Wesleyan, Mt. Pleasant..... 17-1					
Loras College, Dubuque..... 5-3					
Marycrest, Davenport..... 3-0					
Midwestern College, Denison..... 2-0					
Morningside College, Sioux City..... 1-3					
Northern Iowa, Cedar Falls..... 4-4					
Ottumwa YMCA..... 0-1					
Parsons College, Fairfield..... 11-4					
St. Ambrose College, Davenport..... 2-1					
Simpson College, Indianola..... 15-4					
Upper Iowa University, Fayette..... 6-4					
Vennard College..... 2-0					
William Penn, Oskaloosa..... 8-2					
Kansas					
Baker University, Baldwin City..... 3-0					
Benedictine College, Atchison..... 6-3					
Emporia State University..... 14-28					
Fort Hays State, Hays..... 3-12					
Kansas Newman, Topeka..... 2-0					
Kansas State, Manhattan..... 0-3					
Kansas University, Lawrence..... 0-1					
Kansas Wesleyan, Salina..... 2-0					
Ottawa University, Ottawa..... 2-0					
Pittsburg State University..... 12-35					
Sacred Heart College, Wichita..... 1-1					
Southwestern College, Winfield..... 2-0					
Tabor College, Hillsboro..... 1-0					
Washburn University, Topeka..... 16-40					
Kentucky					
Bellarmine..... 4-6					
Georgetown College, Georgetown..... 2-0					
Kentucky Wesleyan, Owensboro..... 1-2					
Murray State Univ., Murray..... 1-0					
Michigan					
Davenport..... 0-1					
Ferris State, Big Rapids..... 0-1					
Grand Valley State, Allendale..... 1-2					
Hillsdale, Hillsdale..... 0-1					
Lake Superior State, Marie..... 1-0					
Michigan Tech..... 1-0					
St. Mary's Col., Orchard Lake..... 2-0					
Shaw College, Detroit..... 1-0					
Minnesota					
Univ. of Minnesota-Duluth..... 2-1					
Minnesota St.-Mankato..... 1-3					
St. Johns University, Collegeville..... 1-0					
St. Olaf, Northfield..... 0-1					
Winona State Univ., Winona..... 1-2					
Mississippi					
Delta State, Cleveland..... 1-0					
Mississippi State, Starkville..... 0-2					
Missouri					
Alumni Stars..... 3-0					
Avila College, Kansas City..... 1-1					
Central Christian, Moberly..... 13-0					
Central Methodist, Fayette..... 25-7					
Univ. Central Mo., Warrensburg..... 66-127					
Chillicothe Business Col., Chillicothe..... 16-3					
Cook Paint..... 0-4					
Concordia Seminary, St. Louis..... 10-3					
Culver-Stockton, Canton..... 26-9					
Fort Leonard Wood..... 1-1					
Hannibal-LaGrange..... 14-4					
Harris-Stowe, St. Louis..... 4-0					
Jerome Hotel, St. Joseph..... 0-1					
Kaycees..... 1-0					
K.C. Athletic Club..... 0-1					
K.C. Life..... 1-1					
Kemper Junior Col., Boonville..... 1-1					
Kv. Osteop. Col., Kirksville..... 31-9					
Lancaster Stars..... 1-0					
Lincoln & Lee Dental Col., Kansas City..... 2-0					
Lincoln University, Jefferson City..... 47-38					
Lindenwood..... 5-4					
Univ. of Missouri, Columbia..... 0-2					
Missouri Baptist, Creve Coeur..... 4-1					
Missouri Southern St., Joplin..... 19-30					
Missouri Valley, Marshall..... 16-3					
Missouri Wesleyan, Cameron..... 3-3					
Missouri Western St., St. Joseph..... 25-40					
Moberly Area Community College..... 2-2					
Newtown-Harris H.S..... 1-0					
Northwest Mo. St. Maryville..... 94-105					
St. Louis C.C. at Meramec..... 1-0					
St. Louis Univ., St. Louis..... 1-1					
Salisbury Athletic Club..... 1-0					
School of Ozarks..... 1-0					
Southeast Missouri State Univ..... 66-77					
Southwest Mo. St., Springfield..... 47-85					
Stickler..... 1-1					
Tarkio College, Tarkio..... 4-1					
Trenton Junior College..... 4-0					
Washington Univ., St. Louis..... 2-0					
Westminster College, Fulton..... 11-5					
White Eagle Oilers, Kansas City..... 0-1					
William Woods..... 1-0					
Windsor Col..... 0-1					
Montana					
Montana Tech, Butte..... 1-0					
Nebraska					
Concordia, Seward..... 1-0					
Creighton, Omaha..... 1-0					
Grace, Omaha..... 1-0					
Hastings College, Hastings..... 0-1					
John F. Kennedy College, Wahoo..... 1-0					
Midland Lutheran, Fremont..... 1-0					
Univ. of Nebraska-Kearney..... 1-0					
Univ. of Nebraska, Lincoln..... 0-3					
Univ. of Nebraska-Omaha..... 9-11					
Peru State College, Peru..... 8-0					
Wayne State, Wayne..... 0-1					
New Mexico					
Eastern New Mexico, Portales..... 1-0					
North Dakota					
North Dakota, Grand Forks..... 1-2					
North Dakota State, Fargo..... 3-0					
New York					
College of St. Rose, Albany..... 1-0					
Ohio					
Ashland University..... 2-0					
Cedarville..... 3-2					
Central State..... 1-0					
Findlay University..... 2-2					
Ohio Dominican, Columbus..... 0-1					
Oklahoma					
Bethany Nazarene, Bethany..... 0-1					
Cameron..... 2-0					
Central Oklahoma, Edmond..... 0-1					
Ft. Sill..... 1-0					
Northeastern State, Tahlequah..... 0-3					
Oklahoma Baptist, Shawnee..... 0-1					
Oklahoma State, Stillwater..... 0-1					
Phillips University, Enid..... 1-0					
Univ. of Oklahoma, Norman..... 0-1					
South Carolina					
Benedict, Columbia..... 1-0					
Central Wesleyan, Central..... 1-2					
South Dakota					
Augustana College, Sioux Falls..... 1-3					
Mount Marty Col., Yankton..... 1-0					
Northern State, Aberdeen..... 1-1					
Sioux Falls..... 1-0					
South Dakota, Vermillion..... 0-3					
South Dakota State, Brookings..... 1-2					
Tennessee					
Carson-Newman, Jefferson City..... 0-1					
Middle Tennessee State, Murfreesboro..... 0-1					
Trevecca Nazarene, Nashville..... 3-1					
Union, Jackson..... 0-1					
Texas					
Abilene Christian, Abilene..... 2-1					
Angelo State, San Angelo..... 0-2					
Hardin-Simmons, Abilene..... 1-0					
Lamar University, Beaumont..... 1-0					
Midwestern State, Wichita Falls..... 1-2					
Univ. of North Texas, Denton..... 0-1					
Texas Christian, Ft. Worth..... 0-2					
Texas Tech, Lubbock..... 0-1					
West Texas A&M, Canyon..... 0-1					
Virginia					
Hampton University, Hampton..... 1-0					
Washington					
Central Washington, Ellensburg..... 1-0					
Seattle Pacific Univ., Seattle..... 0-1					
West Virginia					
Ohio Valley, Vienna..... 2-0					
West Virginia Univ., Morgantown..... 0-1					
Wisconsin					
Milton College, Milton..... 1-0					
Wisconsin-Green Bay..... 1-1					
Wisconsin-Milwaukee..... 1-1					

All-Time Letterwinners

* SINCE 1958

John Adams, 83
Grant Agbo, 04, 05, 06, 07
Tyler Anderson, 12, 13
Peter Ayd, 00, 01

Brian Basich, 93, 94, 95, 96
Russ Bennett, 59, 60, 61
Matt Beran, 01, 02, 03, 04
Jim Blaydes, 72, 73, 74, 75
Pat Blue, 75
Scott Bobysud, 75, 76
Joe Boyer, 71
Don Bramlett, 69, 70
Marc Breckenridge, 96, 97
Tom Bredensteiner, 64
Scott Brickner, 93
Matt Brock, 03, 04, 05, 06
Randy Brock, 91, 92
Bob Brown, 65, 66, 67
Bobbie Brown, 73
Brian Brown, 98, 99, 00, 01
Eddie Brown, 60, 61, 62, 63
Glen Brown, 75, 76
Jerry Buhr, 69, 70
Jerry Burdett, 59, 60
Pat Burke, 81, 82
Patrick Burmester, 12, 13, 14, 15
Clay Burton, 84
Marek Bush, 11, 12, 13, 14
Gary Bussard, 81, 82, 83
Terry Bussard, 76, 77, 78, 79
Leonard Butler, 66, 67

Dan Callahan, 88
Andy Calmes, 04, 05, 06, 07
Mark Campbell, 81, 82, 83, 84
Eric Cappel, 93, 94
Xavi Cargol, 93, 94, 95
Chris Carlson, 80, 81, 82
Mike Carlson, 12, 13
Leroy Carter, 81, 82
Rick Cash, 68
Dave Cecil, 73
Nick Certa, 05, 06, 07, 08
Jack Chadwick, 59, 60, 61
Rodney Chilton, 88, 89, 90, 91
Mike Church, 71, 72, 73
Matt Clements, 89, 90, 91, 92
Wayne Clinton, 63, 64, 65
Ossie Cobb, 80
Owen Coburn, 21
Jerry Cochran, 74
Mark Collier, 88
Ben Cooper, 20, 21, 22
Larry Coorts, 61
Scott Coykendall, 01, 02
Milton Crutchfield, 87, 88
Charles Currie, 65, 69, 70, 71

Richard Daly, 62
Billy Daniel, 14, 15, 16, 17
David Davis, 71
Dan DeMartin, 74, 75
Dennis Derrieux, 87
Vernon Dobelmann, 81, 82, 83
Spencer Douglas, 96, 97, 98, 99
David Dumas, 80
Kris Dunn, 87, 88, 89, 90
Gary Dye, 64

Michael Ealey, 80
Kyle Eagan, 00
Bill Eckholm, 93, 94, 95
Landon Eiland, 22
Connor Erickson, 14, 15, 16, 17
Marty Eslick, 75
Banks Estridge, 06, 07, 08, 09
Napoleon Evans, 72

Patrick Fandja, 07, 08, 09
Devin Fields, 20, 21, 22
Vesko Filchev, 09, 10, 11, 12
Ralph Finch, 66
Torre Finley, 01, 02, 03
Zach Fischer, 15, 16, 17, 18
Lonnie Fisher, 83
Josias Flynn, 07
Tom Flynn, 63
Chris Foulk, 97, 98, 99
Ethan Freeman, 08, 09, 10, 11
Bob Fuka, 69, 70
Mike Fuller, 96, 97
Al Fulton, 71

Isaac Gardner, 11, 12, 13, 15

Stefan Garrison, 08, 09, 10, 11
Jerry Germain, 61, 62, 63, 64
Adam Glosier, 02, 03
Jimmy Gooden, 85, 86
Greg Gordon, 84, 85
Dempsey Gottschalk, 63
Ned Goss, 71
Bob Gray, 74
Jack Green, 16, 17, 18, 19
Ved Green, 78, 79
Lou Gregory, 70, 71, 72, 73
Brandon Griffin, 09
Garret Grimm, 03, 04, 06, 07
Eivind Gronli, 89
Andy Guethle, 97, 98, 99, 00

Ken Hackmack, 78, 79, 80, 81
Anstin Hall, 84, 85, 86
Warren Halvorson, 83, 84
Rolf Halvorsen, 95
Danny Hampton, 59
Erik Hansen, 84, 85, 86, 87
Jon Hardy, 04
Eric Harris, 85
Ryan Hatcher, 04
Carmen Hayden, 59, 60
Elijah Hazekamp, 21, 22
Alex Henderson, 08, 09, 10, 11
Andy Henderson, 60, 61
Gary Hendren, 60, 61, 62
Angelo Herman, 77, 78
E.J. Hicks, 12
Collin Hill, 19, 20
John Hines, 67
Dick Hlavek, 67, 68, 69
Dennis Hogan, 67
Jamal Horton, 96
Steve Horton, 94, 95
Jeff Houston, 86
Dan Hrysko, 62
John Huenemann, 66
Taurin Hughes, 16, 17, 18, 19
Mark Huppe, 02
James Hutcherson, 82, 83

Seth Jackson, 12, 13, 14, 15
Glenn Jacobs, 88, 89
Andrew James, 09, 10, 11
Tim Jennings, 81, 82, 83, 84
Derrick Johnson, 95, 96
Jaylon Jones, 13
Steve Jurkins, 69, 71

Dominic Kacich, 12, 13, 14
Joseph Kalimba, 96, 97
Kyle Kanaskie, 14, 15, 16, 17
Ron Keese, 77
Marcus Kelderman, 22
Travis Kern, 06, 07
Chuck King, 67, 68
Craig King, 78, 79
Austin Kirby, 04, 05, 06, 07
Joe Knutson, 22
Todd Kulage, 07, 08, 09

Gabe Landau, 07, 08, 09
Cecil Lee, 20, 21
Gene Lee, 62, 63
Bob Lewis, 72
Dean Lewis, 91, 92, 93
Steve Liford, 86, 88
Derek Lindsey, 03, 04, 05, 06
Jeff Linnemeyer, 91, 92
Sam Lock, 20, 21, 22
Cory Long, 02
Larry Luett, 64, 65
Connor Lusso, 15, 17, 18

Matt Maddox, 77, 78, 79
Denny Magee, 65, 66
Jim Magruder, 70, 71, 72, 73
Dan Mailath, 00, 01, 02
Ron Mandarino, 73
Hank Mathews, 15
Justin Matthews, 89, 90, 91, 92
Scott Matthews, 94
Keith Matzen, 71
Bret Maxwell, 02, 03
Ken McBride, 68
Todd McCubbin, 92, 93
Floyd McMillon, 64, 65
Cade McKnight, 19, 20, 21, 22
Mike McPheron, 66, 67, 68, 69
Milt McPike, 59, 60, 61, 62
Alex McQuinn, 18, 19, 20, 21
Milous Meadows, 84, 85
Reed Mells, 14, 15

Dan Menze, 66
Jake Messer, 19, 20, 21
Nathan Messer, 17, 18, 19
Jiri Mikl, 00, 01, 02, 03
Bill Miller, 76, 77
David Miller, 75
Gene Miller, 67
Masen Miller, 21, 22
Walter Miller, 59
Bill Misiewicz, 80
Mark Misiewicz, 08, 09, 10, 11
Keaton Mitchell, 20, 21, 22
Rocky Moore, 76, 77
Dan Mosley, 96, 97
James Moton, 74, 75
Aaron Mueller, 01, 02, 03, 04
Cole Myers, 13, 14, 15, 16
Cory Myers, 13, 15, 16, 17

Jeff Nepple, 02, 03
Sam Nissen, 20, 21, 22
Eric Northweather, 21, 22
Ken Norton, 62
Tom Norton, 10, 11, 12, 13
Brian Nwelu, 09, 10, 11

Dan O'Connell, 67, 68, 69
Olawale Odofin, 19, 20
Jimmy O'Donnell, 97, 98
Baron Olden, 87
Josh Ollendieck, 21, 22
Adam Ogle, 04
Nathan Owen, 01, 02
Paul Ozug, 68, 69

Cory Parker, 96, 98, 99, 00
Ken Parker, 68, 69
Tim Parmeter, 88, 89, 90, 91
Matt Patterson, 10, 11, 12, 13
Tom Pausche, 71, 72, 73, 74
Vinton Pease, 66, 67
Dylan Peeters, 20, 21, 22
Nikola Pesic, 16, 17, 19
Ted Petchell, 72, 74
Mike Peterson, 98, 99, 00, 01
Jim Phillips, 59
Dean Pink, 74
Boyd Printy, 90, 91, 92
Jerry Puryear, 85, 86

Jason Ramthun, 97, 98, 99, 00
David Rapp, 67
John Reed, 63
Dale Reid, 89, 90, 91, 92
Warren Reilmann, 75, 76, 77
Jason Reinberg, 97, 98, 99, 00
Jim Renner, 82, 83
Tim Reuschel, 93, 94, 96, 97
Rich Rider, 66, 67, 68
Jim Riegel, 59
Rick Rigsbee, 91, 92
Ryan Robinson, 06, 07, 08
Bob Rogers, 64
Mark Rogers, 18, 19, 20, 21
Charles Rose, 75, 76

Mike Samuel, 59, 60, 61
G.V. Saffarrans, 71, 72, 73
Les Selvage, 63, 64
Mark Sanders, 77, 78, 79
Glen Scheer, 62
Greg Scherder, 83, 84, 85
Steve Schieppe, 88, 89, 90, 91
T.J. Schilling, 19
Caleb Schlaak, 22
Jesse Schrader, 10
Eric Schwendeman, 95, 96
David Scott, 08, 09, 10, 11
Greg Scott, 72
Turner Scott, 18, 19, 20, 21
Mark Seip, 72, 73, 74
Bill Shaw, 65
Trey Shearer, 22
Doug Shippy, 87
Bob Simpson, 62
Dwight Sistrunk Jr., 16, 17
Gordon Skagestad, 83, 84
Lee Smith, 73, 74
Travis Snelling, 92, 93
Caleb Socha, 19, 20
Jacob Socha, 17, 18, 19
Chip Sodemann, 03, 04, 05, 06
Pat Sodemann, 11
Kiefer Starbird, 14
Shannon Steele, 93
Michael Stenger, 87, 88, 89, 90
Ron Sterchi, 67, 68, 69, 70

Ralph Sterrett, 59, 60, 61
Hunter Strait, 19, 20, 21, 22
Justin Strickland, 11, 12
Dan Storck, 85, 86, 87, 88
Dan Sullivan, 69
Larry Swift, 59, 60, 61

Dave Taylor, 63, 64, 65, 66
Greg Taylor, 90
Matt Taylor, 07, 09, 10
Paul Taylor, 95, 96
Luke TerHark, 20
Roy Tewell, 59
Brodric Thomas, 18, 19, 20
Jim Tillman, 78, 79, 80
Tom Timion, 84, 85, 86

Brian Vandehey, 94, 95
Andrew Vander Zwaag, 12, 13, 14, 15, 16
Jake Velky, 16, 17, 18

Eric Wade, 00, 01
Jason Ward, 98, 99, 00
Johnnie Wesley, 81, 82
John Whalen, 89
Jim Walker, 59
Gavin Welker, 03, 04, 05, 06
Ryan Welker, 03, 04, 05, 06
Roger Whitehead, 87
Dave Wild, 66, 67
Gary Williams, 59, 60
Claude Wilson, 68, 69, 70, 71
David Winslow, 78, 79, 80, 81
Terry Winters, 70
Craig Wojas, 89, 90
Bill Woodall, 78, 79
Jaffee Woolfork, 79, 80
Danny Wright, 65, 66

Bob Young, 74, 75, 76, 77

Tanner Zeil, 18, 19, 20

1947NAIBNATIONALTOURNAMENT

Truman-76, Delta State-58**Truman-51, Whittier College-49**
Northern Arizona-59, Truman-53

Led by Harry Gallatin and Earl Dodd, the 1946-47 Bulldogs went 28-1 during the regular season and captured the first MIAA title for Truman since 1927. Their reward was the school's first-ever trip to the postseason National Association of Intercollegiate Basketball tournament.

In the tournament opener, Gallatin scored 25 points as the Bulldogs easily defeated Delta State (Miss.) by a 76-58 score. The following day, the Bulldogs advanced to the quarterfinals with a 59-41 win over Whittier College (Calif.). Robert Lewis was high-point man for the squad with 15.

Early the next morning, the Bulldogs took on Northern Arizona and jumped ahead early. However, the Lumberjacks led 27-24 at half and went on to win 59-55 despite a team-high 11 points from Lewis.

1956NAIANATIONALTOURNAMENT

Truman-89, Nebraska-Omaha-81**Rockhurst-82, Truman-63**

The season of 1955-56 saw another repeat MIAA championship and another trip to the NAIA national tournament.

The Bulldogs faced Nebraska-Omaha in the regional semifinals and outscored the Mavericks 89-81. The 89 points are the most by a Bulldogs team in a national tournament game that was decided in regulation.

In the regional final, Truman couldn't keep pace with Rockhurst as its season ended with a 82-63 loss.

1979NCAADIVISION IITOURNAMENT

Rollins-97, Truman-88**Southeast Missouri-86, Truman-82**

The 1978-79 Truman men's basketball team earned some big wins during the regular season and were ranked as high as sixth in the country.

However, the Bulldogs fell in the first round of a national tournament for just the second time, as Terry Bussard's 26 points wasn't enough in a 97-88 loss to Rollins (Fla.). In the regional consolation game, Truman went up against conference foe Southeast Missouri, which the Bulldogs just narrowly defeated twice in the regular season. Ved Green scored 31 for Truman but the Bulldogs still fell 86-82.

1981NCAADIVISION IITOURNAMENT

Truman-82, Jacksonville State-78**North Alabama-63, Truman-59**

After winning the first MIAA postseason tournament, the second-seeded Bulldogs were sent to Florence, Ala., for the South Central regional.

In the first-round, Truman shot 63.6% from the field and had five players in double-figures in a win over Jacksonville State (Ala.). That set up a date in the regional finals with the host school, North Alabama. Truman trailed by three at half and scored just 19 points in the final half as they fell 63-59.

Post Season Appearances

1948NAIBNATIONALTOURNAMENT

Arizona State-68, Truman-66

The 1947-48 Bulldogs won their second straight MIAA crown, going undefeated in conference action, and earned another bid to the NAIB tournament.

The Bulldogs faced Arizona State in a back-and-forth first-round battle. Truman grabbed a 32-23 halftime lead but Arizona State fought back and the two teams were tied five times in the final half. The score was knotted at 58 before Arizona State scored eight of the next 10 points to grab a 66-60 lead with a minute left. A field goal by Bob Caffrey and a pair of free throws by Harry Gallatin cut the lead to two but another Caffrey field goal try fell short and Arizona State was able to escape with a victory.

1960 NCAA COLLEGE

DIVISION TOURNAMENT

Truman-82, Lamar-81**Truman-79, Abilene Christian-76****Cornell (Iowa)-83, Truman-81**

The 1959-60 Bulldogs went 17-4 during the regular season and captured the school's seventh MIAA title. Truman earned the right to host the regional in its first-ever NCAA College Division Tournament.

Truman took advantage of the home-court by winning the regional championship by a mere four points in two games. In the opener, a basket with six seconds left gave the Bulldogs a 82-81 victory over Lamar. In the regional finals, Truman knocked off Abilene Christian by a 79-76 score. Larry Swift was named the regional MVP after scoring 53 points and Milton McPike was also named to the all-tournament team.

In the NCAA quarterfinals, the Bulldogs were in another close battle but came out on the wrong end this time, losing 83-81 to Cornell (N.Y.).

1999NCAADIVISION IITOURNAMENT

Truman-82, Missouri Western-69**Truman-81, Midwestern-68****Truman-76, Abilene Christian-69****Truman-106, St. Rose-101 (3OT)****Metro State-69, Truman-65**

Story on pages 30-33

1955NAIANATIONALTOURNAMENT

Truman-82, Georgetown-70**Western Illinois-86, Truman-85**

Truman won 16 of its final 17 games to earn a MIAA conference crown and a spot in the NAIA national tournament.

The Bulldogs opened up with a 82-70 victory over Georgetown (Ky.).

In the second-round, Truman had a rematch with Western Illinois which handed the Bulldogs a loss earlier in the year. Truman fell behind by as much as 16 in the first-half but trailed by just eight at half. Twice, the team pulled within two but fell behind 82-73 with a minute left. The Bulldogs then made a huge rally, cutting the lead to one with 12 seconds left on a basket by Jack Beck. They couldn't get the one more big play they needed though as they ended up falling, 86-85. Beck led the squad with 23 points and Rick Maack added 19.

1971 NCAA COLLEGE

DIVISION TOURNAMENT

Truman-75, North Dakota State-66**Kentucky Wesleyan-60, Truman-48**

In 1971, the Bulldogs ended an 11-year drought by winning the MIAA championship and returning to the NCAA tournament. Like 1960, Truman was selected as the host school for the Midwest Regionals.

In the first game, the Bulldogs hit 12-of-13 free throws in the final two minutes to defeat North Dakota State. Claude Wilson, who would go on to earn all-tournament honors, led the team with a double-double with 20 points and 10 rebounds.

The second game started out as a defensive battle with the visitors leading Truman at half, 28-21. Kentucky Wesleyan went on a 9-0 run early in the second-half to take control of the game as the Bulldogs only shot 27.4% from the field for the game.

2006 NCAA DIVISION II

TOURNAMENT

Central Missouri 67, Truman 63 (OT)

For only the fifth time in school history, the men's basketball team won 20 games in a season and parlayed the regular season success into a berth into the NCAA South Central regional tournament.

Their opponent in the first round game was fellow MIAA member Central Missouri. The Mules and Bulldogs split the regular season meetings, with each winning on the other's home court.

Truman controlled the first half taking a 35-17 lead at the break while shooting 51% from the field and limiting the Mules to just 25% and 1-of-10 from long range.

However the second half was a different story as the Mules got to the free throw line and converted on 20-of-22 attempts to climb back into the ballgame. Truman held a eight point lead with 4:28 to go but Central's Michael Hicks scored eight of the next 10 points for UCM including a long range three-pointer with four seconds left to send the game into overtime at 58 apiece.

In the extra five, Truman had a two-point lead with 1:55 to go but Central went on a 6-0 run to close the game and win 67-63.

2017 NCAA DIVISION II
TOURNAMENT
Ferris State 86, Truman 78

For the first time in 11 years, the Truman State University men's basketball team had qualified for the NCAA Tournament. The Bulldogs were given the No. 7 seed in the Midwest Region and would be taking on No.-2 seeded/No. 14 Ferris State on the campus of Bellarmine University in Louisville, Ky.

The game itself was a tale of two halves. The Purple and White led by six, 39-33, at the half, but were outscored by 14, 53-39, in the final 20 minutes. Despite that, head coach, Chris Foster, had just completed his third 20-win campaign in as many seasons.

2022 NCAA DIVISION II
TOURNAMENT
UMSL 73, Truman 68

After falling in the GLVC quarterfinals, the Bulldogs took on the red hot Tritons, who were coming off a win in the GLVC Tournament final. The Bulldogs had a five game winning streak over UMSL heading into this game but it was snapped despite a career night from Eric Northweather--who led the Bulldogs with 27 points and set a career high five blocked shots.

The game was close throughout, and with 2:16 left it was a one point game at 69-68 but the Bulldogs could not get on the board again as they bowed out to their GLVC rival.

Post Season Appearances
2018 NCAA DIVISION II
TOURNAMENT
Bellarmine 82, Truman 65

The Truman State University men's basketball team made back-to-back appearances in the NCAA Tournament for the first time in school history. The Bulldogs were given the seven seed for the second-straight season and faced second-seeded Bellarmine for the two teams' third meeting in three weeks.


Despite a two-point halftime lead of 37-35, the Bulldogs were held to just 28 second-half points while the Knights scored 47 en route to the 82-65 defeat inside Ferris State's Jim Wink Arena. With that being said, the Purple and White reached 20 wins for the fifth-straight campaign.

2021 NCAA Division II
Tournament
Truman 82, Ashland 63
Truman 65, Michigan Tech 62
Flagler 70, Truman 69

Truman got its first NCAA Tournament win in over 20 years by downing Ashland. The Bulldogs jumped out to a double digit lead in the first half and cruised to victory. Five Bulldogs scored in double figures as Turner Scott led with 19 and dished out nine assists.

Their next opponent was a gritty MTU team that gave Truman all they could handle. Cade McKnight led with 21 points while Elijah Haze-kamp notched a double-double with 10 points and 15 boards. Truman dominated the first half as they led by 10 at the break but in the second half MTU would not go down without a fight. The lead went back and forth, but Cade McKnight made the go ahead bucket and two Hunter Strait free throws sealed the deal.

In the Elite Eight, Truman held a 36-30 lead over Flagler at halftime, but the Saints rallied in a dramatic second half. Cade McKnight scored a career high 34 points, but it was not quite enough as two late free throws gave UF the lead and a last shot by Truman would not go down as the clock struck midnight on the Bulldogs dance.



1998-99 Bulldog Basketball Team excited campus, Kirksville with run to National Semi-Finals.

The 1998-99 Bulldogs had one of the greatest seasons in the history of men's basketball at Truman.

That year, the team finished with a 26-7 record and won the conference and South Central regional tournaments. To top it all off, the Bulldogs advanced to the NCAA Division II semifinals, one game away from playing for the national championship.

Truman opened the campaign by starting 7-0, the squad's best start since 1963-64. But the quick start was soon erased, as the Bulldogs dropped their next four games, including their first two Mid-America Intercollegiate Athletics Association contests, to slip to 7-4 overall.

From there, Truman would win 19 of its next 22 games.

After eight MIAA contests, the Bulldogs held a .500 record with a mark of 4-4. But the team

kicked off the month of February with a bang, rallying from a 20-point halftime deficit at Washburn (Kan.) for a 67-65 victory. That win started Truman on a 15-game winning streak, which carried the squad to its first NCAA postseason appearance since 1981.

The 1998-99 winning streak is surpassed only by the pair of 19-game tears of the 1946-47 and 1947-48 teams.

By capturing their final eight MIAA games, including a win over then top-ranked Pittsburg State (Kan.), the Bulldogs finished the conference season with a 12-4 record, good enough for the No. 3 seed in the MIAA postseason tournament.

The conference tourney brought three games that could've easily ended the Bulldogs' season. However, Truman won all three contests by a combined seven points, including two that were decided in the final two seconds. Cory Parker's jumper with

1.6 seconds left at Pittsburg State (Kan.) made the Bulldogs a 76-74 winner. Jason Reinberg's two free throws with one second left gave Truman a 70-68 home win over Northwest Missouri in the MIAA tournament championship tilt. It marked the first MIAA tournament championship for Truman since it won the initial league tourney in 1981.

Reinberg's two free throws set off a Truman celebration on the court and gave the Bulldogs an automatic berth in the NCAA Division II South Central Regional, which was played at Wichita Falls, Texas.



Jason Reinberg is fouled at time expired in the MIAA Championship game against Northwest.



After Reinberg made both free throws the students and fans stormed the court as the Bulldogs earned the MIAA automatic berth into the NCAA tournament.

Truman's momentum was evident in the regional as it upset MIAA foe and 13th-ranked Missouri Western 82-69 on the first day, snapping an eight-game losing skid to the Griffons. Game 2 brought the host and top-ranked team in the region, Midwestern State (Texas). Again, Truman notched a 13-point win, defeating the No. 19 Indians, 81-68. In the regional final, clutch free throw shooting in the second half helped the team to a 76-69 win over Abilene Christian (Texas) and a berth in the NCAA Division II Elite Eight.

The Bulldogs hadn't made it that far in the postseason since 1959-60.

Truman's most exciting game, in what was a thrilling season, was still ahead of it. At Louisville, Ky., site of the 1999 Division II Elite Eight, the Bulldogs and St. Rose (N.Y.) couldn't decide a winner through two halves and two overtimes. But Truman seized the lead in the third extra period and advanced with a 106-101 victory.

"I thought it was just a great game that featured two teams who were evenly matched," said MIAA and regional coach of the year, Jack Schrader. "If you cannot enjoy that game, I honestly don't know what you can enjoy. It was an exciting game."

In the semifinal, Truman's run came to an end, as No. 16 Metro State (Colo.) downed the 'Dogs 69-65 after Truman rallied from 24 down at one point.

Junior forward Cory Parker received the first of his two career honorable mention all-America accolades and led the Bulldogs with an average of 17.5 points per game. Reinberg, a center, was picked as a first-team academic all-America after he averaged 15.7 points and 8.4 rebounds to go with his 4.0 GPA in biology/pre-medicine. Both Parker and Reinberg were first-team all-MIAA selections.

Other regulars in the starting lineup down the stretch included guards Andy Guethle and Mike Peterson and forward Brian Brown.

98-99 SCHEDULE/RESULTS

Nov. 14	Quincy (Ill.)	W 92-77
Cub Foods/US Bank Tipoff Tour. (Mankato, Minn.)		
Nov. 20	vs. St. Thomas (Fla.)	W 84-60
Nov. 21	@ Minn. St., Mankato	W 81-58
Nov. 24	Graceland (Iowa)	W101-82
Dec. 2	Rockhurst	W 74-57
Dec. 5	Central Christian	W 98-35
Dec. 8	Monmouth (Ill.)	W 97-74
Dec. 17	@ Quincy (Ill.)	L 66-88
Dec. 30	@ Drury	L 56-65
Jan. 4	@ Missouri Southern	L 66-67
Jan. 6	Missouri Western	L 67-71
Jan. 9	Washburn (Kan.)	W 67-65
Jan. 11	@ Missouri-Rolla	W 55-49
Jan. 16	@ Northwest Missouri	W 77-72
Jan. 20	Central Missouri	L 71-77
Jan. 27	Lincoln	W 78-68
Jan. 30	@ Missouri Western	L 42-66
Feb. 1	@ Washburn (Kan.)	W 67-65
Feb. 6	Missouri-Rolla	W 69-58
Feb. 8	@ Emporia State (Kan.)	W 82-74
Feb. 10	Southwest Baptist	W 85-51
Feb. 13	Missouri Southern	W 60-58
Feb. 15	Pittsburg State (Kan.)	W 75-64
Feb. 17	@ Central Missouri	W 68-63
Feb. 20	@ Lincoln	W 86-78
MIAA Tournament (Campus Sites)		
Feb. 22	Missouri Southern	W 74-71
Feb. 24	@ Pittsburg State (Kan.)	W 76-74
Feb. 26	Northwest Missouri	W 70-68
NCAA South Central Regional Tour. (Wichita Falls, Tx)		
Mar. 4	vs. Missouri Western	W 82-69
Mar. 5	@ Midwestern (Texas)	W 81-68
Mar. 6	vs. Abilene Christian	W 76-69
NCAA Elite Eight (Louisville, Ky.)		
Mar. 17	vs. St. Rose (N.Y.)	W 106-101 3OT
Mar. 18	vs. Metro State (Colo.)	L 65-69

Shooting in the second half helped the team to a 76-69 win over Abilene Christian (Texas) and a berth in the NCAA Division II Elite Eight.

The Bulldogs hadn't made it that far in the postseason since 1959-60.

Truman's most exciting game, in what was a thrilling season, was still ahead of it. At Louisville, Ky., site of the 1999 Division II Elite Eight, the Bulldogs and St. Rose (N.Y.) couldn't decide a winner through two halves and two over-times. But Truman seized the lead in the third extra period and advanced with a 106-101 victory.

"I thought it was just a great game that featured two teams who were evenly matched," said MIAA and regional coach of the year, Jack Schrader. "If you cannot enjoy that game, I honestly don't know what you can enjoy. It was an exciting game."

In the semifinal, Truman's run came to an end, as No. 16 Metro State (Colo.) downed the 'Dogs 69-65 after Truman rallied from 24 down at one point.

Junior forward Cory Parker received the first of his two career honorable mention all-America accolades and led the Bulldogs with an average of 17.5 points per game. Reinberg, a center, was picked as a first-team academic all-America after he averaged 15.7 points and 8.4 rebounds to go with his 4.0 GPA in biology/pre-medicine. Both Parker and Reinberg were first-team all-MIAA selections.

Other regulars in the starting lineup down the stretch included guards Andy Guethle and Mike Peterson and forward Brian Brown.





1998-99 OVERALL STATISTICS (26-7, 12-4 MIAA)

NO. PLAYER	TOTAL FGs				3-POINT FGs				REBOUNDS																																			
	G	GS	MIN	AVG	FG	FGA	FG%	FG	FGA	FG%	FT	FTA	FT%	OFF	DEF	TOTAL	AVG	PF	FO	AST	TO	BLK	STL	PTS	AVG																			
31 Parker, Cory	29	28	865	29.8	159	297	.535	9	22	.409	180	231	.79	74	148	222	7.7	86	4	61	67	5	13	507	17.5																			
44 Reinberg, Jason	33	33	1023	31.0	190	380	.500	13	48	.271	124	190	.653	92	185	277	8.4	84	2	98	98	10	52	517	15.7																			
35 Brown, Brian	33	22	884	26.8	147	288	.510	24	63	.381	98	129	.760	50	125	174	5.3	91	1	59	72	14	21	416	12.6																			
24 Ramthun, Jason	33	13	789	23.9	110	278	.396	47	159	.296	32	72	.444	18	78	96	2.9	51	0	74	33	3	26	299	9.1																			
04 Guethle, Andy	33	33	1012	30.7	83	204	.407	61	145	.421	40	51	.784	17	79	96	2.9	58	1	89	50	2	21	267	8.1																			
03 Peterson, Mike	33	15	898	27.2	72	165	.436	43	99	.434	73	82	.890	21	79	700	3.0	68	1	54	60	3	34	260	7.9																			
40 Ward, Jason	18	0	123	6.8	19	42	.452	1	4	.250	11	18	.611	7	30	37	2.1	13	0	6	8	1	2	50	2.8																			
20 Foulk, Chris	33	8	463	14.0	20	45	.444	13	28	.464	15	20	.750	3	51	54	1.6	57	1	36	20	0	18	68	2.1																			
25 Douglas, Spencer	33	13	407	12.3	25	59	.424	0	0	.000	9	25	.360	36	50	86	2.6	44	1	25	30	11	10	59	1.8																			
50 Crum, A.J.	11	0	49	4.5	8	16	.500	0	1	.000	3	3	1.00	6	6	12	1.1	3	0	0	4	1	2	19	1.7																			
15 Eagan, Kyle	12	0	54	4.5	6	18	.333	2	13	.154	5	10	.500	0	2	2	0.2	3	0	4	7	0	7	19	1.6																			
13 Fearn, Moni	4	0	29	7.3	0	9	.000	0	5	.000	3	10	.300	3	3	6	1.5	0	0	0	1	0	5	3	0.8																			
52 Bruner, Dustin	11	0	63	5.7	3	9	.333	0	0	.000	1	3	.333	3	15	18	1.6	6	0	6	7	4	1	7	0.6																			
30 Daggett, Donnie	7	0	16	2.3	1	7	.143	1	4	.250	0	0	.000	1	1	2	0.3	5	0	0	3	0	1	3	0.4																			
05 Ayd, Peter	0	0	0	0.0	0	0	.000	0	0	.000	0	0	.000	0	0	0	0.0	0	0	0	0	0	0	0	0.0																			
00 Mailath, Dan	0	0	0	0.0	0	0	.000	0	0	.000	0	0	.000	0	0	0	0.0	0	0	0	0	0	0	0	0.0																			
TM TEAM.....																							8																					
Total.....	33																							843	1817	.464	214	591	.362	594	844	.704	375	912	1287	39.0	569	11	512	468	54	213	2494	75.6
Opponents.....	33																							815	1985	.411	215	612	.351	386	588	.356	367	726	1093	33.1	661	4	441	398	118	225	2231	67.6

Junior forward Cory Parker received the first of his two career honorable mention all-America accolades and led the Bulldogs with an average of 17.5 points per game. Reinberg, a center, was picked as a first-team academic all-America after he averaged 15.7 points and 8.4 rebounds to go with his 4.0 GPA in biology/pre-medicine. Both Parker and Reinberg were first-team all-MIAA selections.

Other regulars in the starting lineup down the stretch included guards Andy Guethle and Mike Peterson and forward Brian Brown.





FORMER TRUMAN STANDOUT IS BASKETBALL HALL OF FAME AFTER 10-YEAR NBA CAREER

When Harry Gallatin enrolled in the fall of 1946 at what is now called Truman State University to continue his education and play basketball, little did he dream about what he would be doing one spring night in 1991.

The evening was May 13, the place was Springfield, Mass., and the function was one of the most significant events in his life.

Gallatin was inducted into the Basketball Hall of Fame, joining such former National Basketball Association standouts as Bob Pettit, Oscar Robertson, Bill Russell, Wilt Chamberlain and Bill Walton.

Other members of the 1991 induction class were college coach Bob Knight, former NBA guard Nate "Tiny" Archibald, former NBA center Dave Cowens, the late Larry Fleisher, who founded the NBA Players Association, and the late Larry O'Brien, a former NBA commissioner.


Gallatin, the only Truman alumnus who has played in the NBA, starred for a decade on the professional level. He performed nine seasons for the New York Knicks and his final year for the Detroit Pistons.

At that time, he held the NBA record for consecutive games played (746) and was selected to compete in the first seven NBA all-star games, a feat only two other players, Dolph Schayes and Bob Cousy, can claim. Gallatin was named to the all-NBA team twice and performed in eight playoffs.

In 1954, he led the NBA in rebounding with a 15.0 average. Gallatin was one of 25 candidates for the all-time NBA team after averaging 13.0 points and 11.3 rebounds a game for his career.

While a member of the Knicks, he was dubbed "The Horse" because of his durability, aggressiveness and hard work.

Gallatin's basketball career began in Roxana, Ill. where he was a good high school rebounder and helped his squad win a district championship. He was an all-district selection and served as a co-captain of his team.



He learned about Truman from the late Ralph Pink (a former Truman professor) who had watched him play in three-on-three pickup games. Pink recommended Gallatin to head coach Boyd King.

As a Bulldog, he earned all-conference accolades in 1946-47 and 1947-48 and was a NAIA All-America in 1947-48.

Until the past two decades, Gallatin ranked in the top 10 on the all-time school single-season scoring list. Because they usually won by wide margins, Bulldog starters played only about half the time during games. Then too, Gallatin and several other players were good students and graduated from college in only two years. Consequently, they had little opportunity to rewrite school records. He ended his Bulldog career with 816 points.

During Gallatin's collegiate career, Truman won 59 of 63 games, notched a pair of league titles and made two trips to the NAIA Tournament in Kansas City. The Bulldogs lost in the third round of the 1947 national tournament and in the second round of the 1948 tournament.

They were the first Truman basketball team to advance to national competition, and they recorded the school's first MIAA basketball championship since 1926-27. Both squads posted 19 straight victories, the longest winning streak in the history of Bulldog basketball. The 1946-47 team compiled a school-record 30 victories.

In recognition of his athletic ability, scholarship, leadership, citizenship and ambition, Gallatin received the 1948 Stickler Cup as a senior.

When he first started his professional basketball career, he also played four years of baseball in the Chicago Cubs organization. Gallatin also competed in baseball while at Truman.

After his retirement from professional basketball in 1958, Gallatin was appointed basketball coach at Southern Illinois-Carbondale, where he logged a four-year record of 79-36.

Then, he was hired to guide the St. Louis Hawks of the NBA, leading them to a 48-32 record in his first season at the helm. Gallatin was named 1962-63 NBA Coach of the Year.

After a three-year stint with St. Louis, Gallatin returned to New York, this time as coach. However, his old team did not have a great deal of talent and was plagued by injuries, according to Gallatin, who stayed only two seasons with the Knicks.

In 1967, he became Dean of Students at Southern Illinois-Edwardsville, near his hometown. The administration asked him to organize intercollegiate athletics, and he started with soccer, basketball, baseball and golf. Gallatin coached basketball for two years and served as athletic director for five years.

He took a full-time teaching position in 1972 at SIUE. A year later, he was named the men's golf coach, and his teams made 17 trips to the NCAA Division II National Championships including the 1991 Cougars who were ranked as high as sixth nationally. Gallatin is a former chairman of the Division II golf committee. He retired as an instructor in 1991 and as SIUE golf coach in 1992.

Gallatin is a member of the Truman Hall of Fame, the Missouri Basketball Hall of Fame, the Illinois Basketball Hall of Fame and the NAIA Hall of Fame.

His Bulldog No. 44 jersey was retired on Jan. 20, 2001.