



Table of Contents

Schedule.....IFC
 Football Quick FactsIFC
 Media Information1
 Bulldogs on the web.....1
 2011 Season Preview2-3
 2011 Game Previews4-15
 O' Hickory Stick5
 2011 Roster.....16-17
 Roster Breakdown18
 Where are the from?.....19
 Head Coach Gregg Nesbitt.....20-21
 All-Time Coaches21
 Coordinators.....22
 Assistant Coaches & Staff23-25
 Returning Players26-46
 Newcomers47-49

2010 SEASON-IN-REVIEW

Season-in-Review50
 Results50
 Team Awards50
 Offensive Statistics51
 Defensive Statistics52
 Team Statistics52
 2010 Highs/Lows53
 Long Plays54
 Game-by-Game Statistics55
 Red Zone Statistics56
 Turnovers56
 Game-by-Game Recaps57-62

HISTORY/RECORDS/AWARDS

Year-by-Year Offensive Stats63
 Year-by-Year Defensive Stats64
 Rushing Records65
 Passing Records66
 Receiving Records67
 Total Offense & Scoring Records68
 Defensive Records69
 Special Team Records70
 Timeline71
 Harlon Hill Winner Jarrett Anderson 72
 Truman All-Americans.....73
 Truman First-Team All-MIAA.....74
 First-Team Academic All-Americans 74
 Truman Hall of Fame.....75
 Bulldog Named Scholarships.....75
 Retired Numbers75
 Gridiron Greats76-80
 Derringer Cade Award80
 Bulldogs In The Pros81
 Playoffs82-83
 Bulldog Letterwinners84-86
 Series Records86
 Year-by-Year Scores87-90
 Missouri NCAA Records90
 Division II Records90

MIAA

MIAA91
 2010 Standings/All-Conference Team 92
 Past MIAA Champions93
 Truman Players of The Week.....93

TRUMAN

Truman Athletics.....94-95
 Stokes Stadium.....96

CREDITS

Editor: Kevin White, Athletics Media Relations
 Copy: Kevin White, Tyler Madsen, & Athletics Media Relations Student Staff.
 Photography: Tim Barcus, Public Relations; Kevin White, Tyler Madsen, Laura Eagle
 Cover Design: Ron Fauss, Multi-Ad Sports
 Printing: Multi-Ad Sports, Peoria, Ill.

Special thanks to Bill Cable, Retired Sports Information Director, and the late Melissa Ware, former Sports Information Director, for their historical stories and information throughout the media guide.

104.7 FM KRES

KRES 104.7 FM, the Superstation, enters its 16th season as the official 'Voice of the Bulldogs'.
 KRES broadcasts Truman football, as well as the men's and women's basketball games.

Brad Boyer, Matt Elliott and Hank Janssen bring the thrill and excitement of Truman football to fans.



Boyer, KRES's programming director and longtime sports director for the last 21 years will handles the play-by-play while Elliott is in his first year as a full time member of the broadcast team doing the color commentary. Longtime analyst Hank Janssen will report from the sidelines and Kevin White, Director of Athletics Communications, will join the booth for the pregame and postgame.

Boyer was honored in 2010 with a Distinguished Service Award by the Missouri State High School Activities Association and is native of Memphis, Mo.

Elliott is a native of Brookfield, Mo. and a graduate of Northwest Missouri State University, where he worked on the sidelines for the Bearcat Radio Network.

Janssen has been a fixture on Truman athletic broadcasts since the late 1970s and brings a wealth of historical knowledge and insight to the games.

Football broadcasts begin 50 minutes before each game. The pregame show features a visit with both head coaches, a look inside the numbers, a weekly update from the MIAA and a player profile.

Halftime brings a recap of the first-half and a look at other Bulldog sports. After each contest, Elliott conducts a brief live interview with the coach and selects the Truman Player of the Game.

The KRES sports department has earned several awards from the Missouri Broadcasters Association, including a certificate of merit for its play-by-play of the 1997 Truman/Central Missouri double overtime football game. It was the second award for Truman football broadcasts for KRES.

The station has also earned four awards for its Bulldog basketball broadcasts, including a first-place finish for Boyer for his play-by-play of a triple over-time elite eight game in 1999 and most recently a merit award for an overtime women's basketball win over Central Missouri in 2011.

Around The Dial

Central MissouriKOKO 1450 AM/KWKJ 98.5 FM
 Emporia StateKFFX 104.9 FM
 Fort Hays StateKJLS 103.3 FM
 Lincoln UniversityKLIK 1240 AM
 Missouri SouthernKXDG 97.9 FM
 Missouri WesternKFEQ 680 AM
 Northwest Missouri .KXCV 90.5 FM/KRNW 88.9 FM
 Pittsburg StateKKOW 96.9 FM/860 AM
 Southwest Baptist.....KBFL 99.9 FM/1260 AM
 WashburnWIBW 580 AM

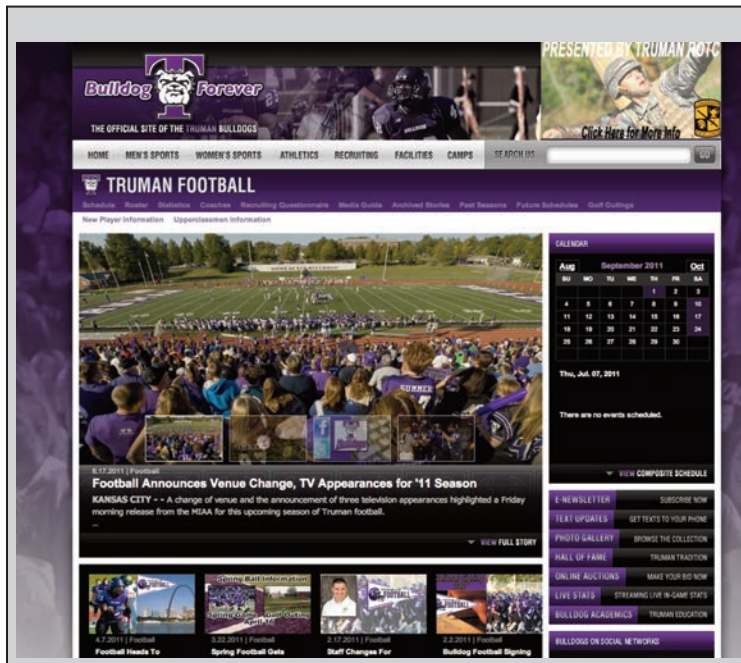
TrumanBulldogs.com, TrumanAthletics on Facebook and TrumanAthletics on Twitter are three key sources of information about Truman Football in 2011. Check the websites for the latest releases, stats, schedules, links to live game stats and much more. Become a fan of the Bulldogs on Facebook for special offers and follow the Bulldogs on Twitter for in-game insight.



Truman State
 University Athletics




@TrumanAthletics
 #dogFB





2011 Preview

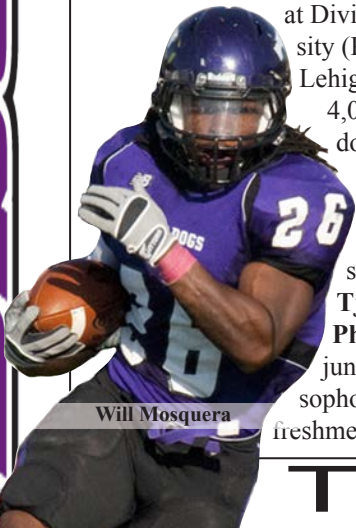


Gregg Nesbitt

A plethora of depth at some skill positions and the ability to stay healthy are what keys head coach **Gregg Nesbitt** believes will be two keys to the 2011 season. Truman will need to find a new starting quarterback with the graduation of Phil Davis but have depth at running back, an area that started to turn the corner last year at 175 yards per game and nearly 2,000 yards on the ground last season. Defensively, the Bulldogs' depth and skill in the secondary could come up big against a relatively inexperienced conference quarterback group.

QB Competition Highlight Offense in 2011

The loss of senior quarterback Phil Davis (833 yards rushing, 1502 passing) has meant that spring practice and fall camp will be open competition for the starting job come September 1st. Among the contenders to lead the Bulldogs are junior **Taylor Breen**, sophomore **Conrad Schottel** and transfer senior **J.B. Clark**. Breen and Schottel saw limited action in 2010 while Clark did not play but had two successful years at Division I FCS Lehigh University (Pa.). In 26 games at Lehigh, Clark threw for nearly 4,000 yards and had 37 touchdown passes.



Will Mosquera

Whoever is tabbed the starter will have to rely on a somewhat young offensive line. Seniors **Aaron Tjarks**, **Dan Tweeton** and **Phil Francois** will have one junior (**Blake Holland**), four sophomores, and five redshirt freshmen vying for time on the line

in one of the fall camps, "things to watch".

The running back corps looks to be a strong point of the Bulldogs in 2011. Led by **Will Mosquera** (417 yards in 96 attempts) and **Harnish Ayora** (354 yards in 112 attempts), the Bulldogs can use multiple formations and backs to keep defenses guessing. Full-back **Jeff Klott** adds to the versatility of the offense along with tight ends **Caleb Roberts**, **Chico Orlando** and **Sterling Lopez**.

Seven returning letterwinners are wide receivers with seniors **Donald Harvey**, **Andy Mundwiller** and **Anthony Brown** back with the most experience. Last year's freshman of the year nominee **Dallas Grier** led the team with 548 yards receiving on 33 receptions.

Secondary Will Be Defensive Strong Suit


With so many MIAA schools having to replace senior quarterbacks from last season, the experience of the Bulldog defensive backs could be a key weapon in 2011. Led by last year's Don Hanson Honorable Mention all-American **Michael Elliott**, eight returning letterwinners are back in the secondary for the Bulldogs. Elliott garnered the most individual recognition last year with first-team all-MIAA accolades after leading the team with 91 tackles and three interceptions. Juniors **Tremaine Millender** and **Richie Schumacher** each recorded 61 stops and senior **Terrence Byrd** adding 44 with a team-high four interceptions.

All-conference performer, senior **Adam Reynolds**, will key the linebackers and with the help of juniors **Wade Pelc**, **Hank Sitkiewicz** along with sophomores **Charlie Heinzmann**, **Brad Young** and **Dustin Howard**. Reynolds had 9.5 tackles for loss a year ago with two sacks while making 53 tackles.

The defensive line will be a key in 2011 with the loss of Ryan Ploesser up front. While Ploesser was credited for just 28 tackles last season, his nose guard position clogged offensive running lanes and held opponents to nearly 80

yards per game lower than in 2009 and the second lowest rushing average since 1995.

Injuries to **Harold Lloyd** and **Ryan Summers** has made the loss of Ploesser even more concerning as the team starts fall camp. Juniors **M.J. Kang** and **Patrick Blackwell** will be key components to the line with Blackwell leading the team last year with eight sacks and 10 tackles for loss. Sophomores **Nic Abbate**, **Jeramey Dockery**, **Ryan Johnson** and **Matthew Smith** may be depended upon early in fall camp to help bolster the defensive line.



Aaron Tjarks

Veteran Kickers Hope To Improve Distance

The coaching staff will be looking for improvement out of both returning kickers. Junior **Eric Phillips** had 19 punts inside the opponents' 20 yard line and 22 punts fair caught a season ago but averaged just under 36 yards per punt. Sophomore **Derek Koon** was 22-of-26 on extra point attempts and 11-of-18 on field goal tries but was just 2-of-8 outside of 30 yards.

In the return department, the Bulldogs bring back a lot of experience but again will be looking for improvement. Senior **Andy Mundwiller** returned eight of the 13 opponent punts a season ago with a six-yard per return average while junior **Tremaine Millender** had 19 kick returns for a 26.6 return average and a touchdown of 96-yards against Nebraska-Omaha in the season finale in 2010.



Dallas Grier

2011 Schedule Will Have



2011 Preview

Many Quirks

The 2011 Bulldogs feel that this year could be a season in which they make the jump to the upper half of the Mid-America Intercollegiate Athletics Association. However in order to make that move, the Bulldogs will need to get out of the gate early with several big games in the first few weeks to set the tone for the season.

Due to changes within the MIAA over the last several years, the Bulldogs

will not have the luxury of playing non-conference

games to start the season, but in fact will get chief-rival Northwest Missouri in the opener on September 1st. Truman will be looking to regain possession of the "Ol' Hickory Stick" for the first time since 2001 and end the Bearcats 46-game conference winning streak on that Thursday night at Stokes Stadium.

In fact, the first three games on the slate will be played at Stokes Stadium which could add to the chances of a great start. The next week, Fort Hays State pays their visit to town with new head coach Chris Brown, followed by the infamous Gorillas of Pittsburg State for Family Night on September 17th.

Coach Nesbitt and many on the staff will make their return to Warrensburg on September 24th for a battle with the University of Central Missouri.

The Mules are coming off their best season last year with an 11-3 record but will have to fill a major hole at quarterback with the loss of Division II Player of the Year (Harlon Hill Award) winner Eric Czerniewski.

The first non-conference game isn't until October 1st when the Bulldogs make their first trip to the St. Louis area since 1986 to face McKendree University. McKendree, located 30 miles east of the Gateway City, has been an NAIA powerhouse for several years and are coming off a 9-3 season in 2010. Truman's last venture into the St. Louis area was a two-year stint playing a neutral site game against Southeast Missouri State at Busch Memorial Stadium (Busch II) during the 1985 and 1986 seasons.

Truman returns home for "Homecoming" on October 8th and will face one of the contenders for the MIAA crown in Washburn University. The Ichabods arguably return the top quarterback in the MIAA in senior Dane Simoneau after posting an 8-4 campaign in 2010.

In another scheduling quirk, the Bulldogs will now make the trip to Joplin, Missouri, to face Missouri Southern on October 15th instead of the previous versions of the schedule with the Lions coming to Kirksville. With the changes in the league and the elimination of the Nebraska-Omaha program,

the Lions were left with only three conference home games while the Bulldogs had a league-high six MIAA games. In the spirit of cooperation, Truman agreed to move the game to Joplin since both schools also played in Kirksville last year (Truman won 23-6).

The Bulldogs will round out October with two more road games, having to travel to an always dangerous Missouri Western on the 22nd and a rematch of last year's thrilling come-from-behind fourth quarter win at Emporia State on the 29th.

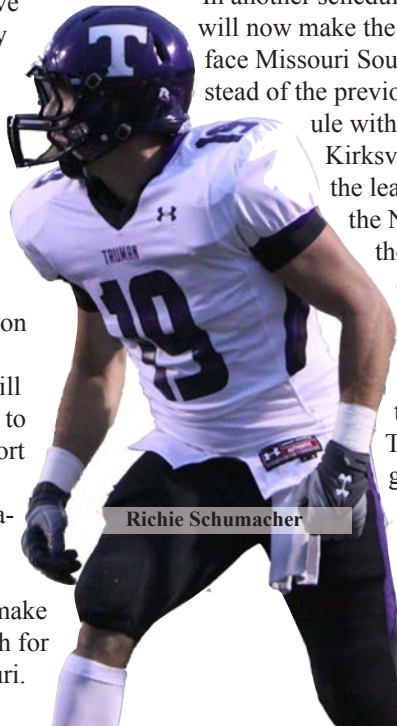
November 5th will see the return of the Lincoln Blue Tigers to Stokes Stadium for the first time since 1987. Lincoln is back in the MIAA this year for the first time since 1989 returned as a football program in 2000. They are under first year coach Mike Jones.

The 2011 regular season ends with a non-conference game against Southwest Baptist University in Bolivar on the 12th. This is the final year of independence for the Bearcat football program, as they will rejoin the league in 2012. The Bulldogs dealt Southwest Baptist a 33-30 loss last year before the Bearcats reeled off seven straight wins to finish 7-4.

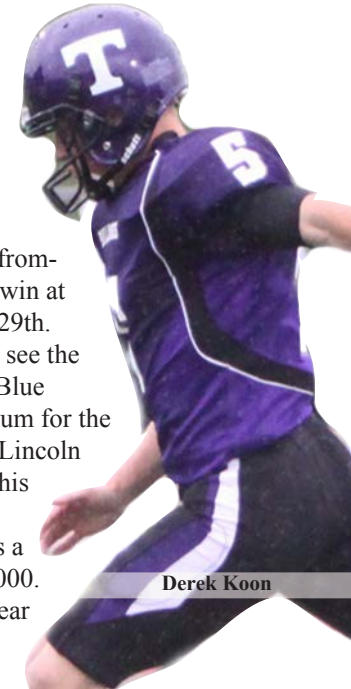
Depending on how the Bulldogs make it through the schedule, the possibility of postseason play will be there either through a bid into the Division II National Football Championship tournament or one of two bowl games that are tied in with the MIAA.



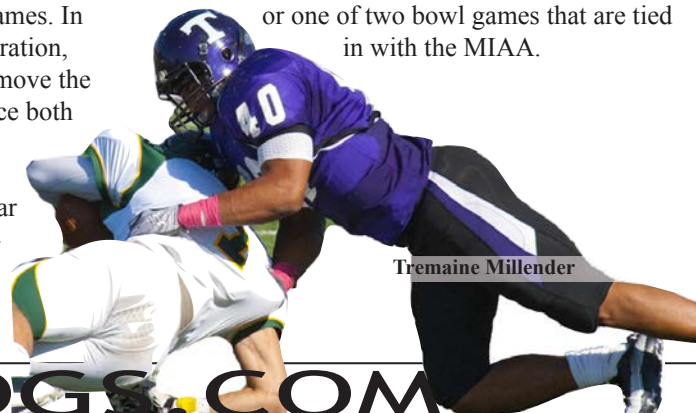
Michael Elliott



Richie Schumacher



Derek Koon



Tremain Millender





Game 1 vs. Northwest Missouri



Date: Thursday, September 1
Time: 7:30 p.m.
Location: Stokes Stadium, Kirksville, Mo.
Series Record: Truman 54-32-4



Northwest Missouri Information

Location: Maryville, Mo.
Founded: 1905
Enrollment: 6,900
Nickname: Bearcats
Colors: Forest Green & White
Stadium: Bearcat Stadium
Capacity/Surface: 6,500/Synthetic Turf
Conference: MIAA (NCAA Div. II)
President: Dr. John Jasinski
Director of Athletics: Wren Baker
Sports Information Director: TBA
Website: www.northwestbearcats.com



Bearcat Coaching Staff

Head Coach: Adam Dorrel
Alma Mater, Year: Northwest Missouri, 1998
Career Record: 0-0, First Season
Record @ NWMSU: Same

Assistant Coaches:
 Charlie Flohr (QB), Ken Gordon (DB),
 Rich Wright (DC), Joel Osborn (WR)



Bearcat 2010 Review

2010 Record: 14-1 (9-0 MIAA)

	Offense	Defense
	Pass/Rush/Total	Pass/Rush/Total
Yds/G	287.9/145.5/433.3	230.5/121.0/351.5
Pts/G	35.9	20.9

Starters Returning/Lost:
Offense: _____ **Defense:** _____
Special Teams: _____



Series History

1908 Truman 63-0 (H)	1951 Truman 13-12 (H)	1981 Truman 52-0 (A)
1916 Truman 92-0 (H)	1952 NWMSU 28-27 (A)	1982 Truman 63-13 (H)
1917 Truman 35-0 (A)	1953 Truman 39-26 (H)	1983 Truman 27-21 (A)
1919 Truman 87-0 (H)	1954 Truman 24-20 (A)	1984 NWMSU 42-20 (H)
1921 Truman 13-0 (A)	1955 NWMSU 6-2 (H)	1985 Truman 35-24 (A)
1922 Truman 18-0 (A)	1956 Truman 21-20 (A)	1986 Truman 19-17 (H)
1923 NWMSU 15-7 (A)	1957 Truman 32-7 (H)	1987 Truman 23-0 (A)
1924 Truman 14-0 (H)	1958 Truman 20-19 (A)	1988 Truman 55-29 (H)
1925 NWMSU 12-3 (A)	1959 Tied 12-12 (H)	1989 Truman 16-13 (A)
1926 Truman 51-7 (H)	1960 Truman 26-20 (A)	1990 Truman 34-31 (H)
1927 Truman 54-6 (A)	1961 Truman 36-7 (H)	1991 Truman 37-28 (A)
1928 Truman 33-7 (H)	1962 Truman 43-7 (A)	1992 Truman 28-20 (H)
1929 Truman 7-6 (A)	1963 Truman 22-7 (H)	1993 Truman 38-16 (A)
1930 Truman 20-7 (H)	1964 Truman 20-8 (A)	1994 Truman 37-10 (H)
1931 NWMSU 7-0 (A)	1965 Truman 20-14 (H)	1995 Truman 44-10 (A)
1932 Truman 6-0 (H)	1966 NWMSU 24-21 (A)	1996 NWMSU 52-22 (H)
1933 Truman 18-0 (A)	1967 NWMSU 13-7 (H)	1997 NWMSU 34-10 (A)
1934 Truman 33-0 (H)	1968 Truman 9-7 (A)	1998 NWMSU 41-7 (H)
1935 Truman 20-6 (A)	1969 Truman 39-12 (H)	1999 NWMSU 42-32 (A)
1936 Truman 7-0 (H)	1970 Truman 35-7 (H)	2000 NWMSU 31-20 (H)
1937 Tied 0-0 (A)	1971 Truman 16-3 (A)	2001 Truman 24-23 (A)
1938 NWMSU 26-7 (H)	1972 NWMSU 10-0 (H)	2002 NWMSU 31-24 (H)
1939 NWMSU 19-13 (A)	1973 NWMSU 7-6 (A)	2003 NWMSU 37-0 (A)
1940 NWMSU 20-0 (H)	1974 NWMSU 10-13 (H)	2004 NWMSU 45-42 (H)
1941 Tied 0-0 (A)	1975 Truman 20-0 (A)	2005 NWMSU 17-0 (A)
1946 Truman 12-6 (A)	1976 Truman 42-10 (H)	2006 NWMSU 31-10 (H)
1947 NWMSU 22-6 (H)	1977 Truman 31-21 (A)	2007 NWMSU 53-6 (A)
1948 NWMSU 13-12 (A)	1978 Truman 27-7 (H)	2008 NWMSU 49-0 (H)
1949 NWMSU 27-20 (H)	1979 NWMSU 13-9 (A)	2009 NWMSU 70-0 (A)
1950 Tied 13-13 (A)	1980 Truman 14-10 (H)	2010 NWMSU 44-10 (H)

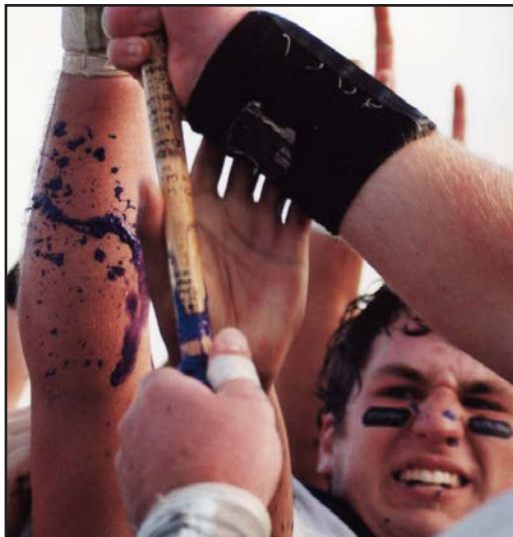
Scouting the Bearcats

On June 5th, Northwest Missouri Football Coach Scott Bostwick passed away unexpectedly at his home in Maryville as he was set to begin his first season as head coach following the retirement of Mel Tjeerdsma. Truman State University would like to offer our condolences to the Bostwick family on their loss.

Coach Adam Dorrel will bring a conference record 46-game winning streak into Stokes Stadium for the opener on September 1st. The Bearcats will have a new quarterback with the graduation of Blake Bolles but an All-American at wideout in senior Jake Soy, who caught 83 passes for over 1300 yards last season. Defensively, linebacker Chad Kilgore returns as the team's leading tackler a season ago with 131 stops in 14 games.



Game 1 - Ol' Hickory Stick



The Bulldogs dip the end of the "Old Hickory Stick" in purple paint, a tradition for the victors.

In 1930, President U.W. Lamkin of Northwest Missouri State University sent a 30-inch piece of hickory to President Eugene Fair of Truman State University. At that time, neither man could have envisioned the impact of the "Old Hickory Stick" on the rivalry between the Bulldogs and Bearcats.

President Lamkin found the coveted trophy on a farm in the Northwest Missouri State district, where Dr. Fair was born, and the two schools started playing for its possession in 1931. It may not have the prestigious and familiar name of say, the "Little Brown Jug" (Michigan versus Minnesota), but observers of the annual 'Cat-'Dog fuss feel the "Stick" should not be underrated.

The two-and-one-half-foot piece of wood has been the prize for the oldest traditional trophy game in NCAA Division II history.

Truman has a decided edge in "Old Hickory Stick" meetings, capturing 43, losing 29 and tying Northwest Missouri on four occasions. Moreover, the Bulldogs have dominated the entire series, dating back to 1908. The Bulldogs have posted 54 triumphs, against 32 setbacks and four deadlocks.

Series Highlights

1960 - Defensive tackle Steve Stock performed the Truman heroics in a 26-20, victory by storming through the forward wall and intercepting a Northwest Missouri screen. Without hesitation, he rambled the remaining 15 yards unmolested for a TD with 1:45 showing on the clock.

1966 - The Bearcats' speedy Joe Spinello virtually defeated the Bulldogs by himself, catching a touchdown pass and returning two punts for scores. Spinello made an electrifying 72-yard return after Rick Gorzynski's kick bounced off teammate John Newcomb's helmet. He also scampered 86 yards on another punt return to make the score, 21-14. The Bearcats eventually won, 24-21, on a Mickey Thompson field goal with 1:02 left.

1967 - The Bulldogs had victory within their grasp, 7-6, with 1:54 remaining, only to see fullback Wayne Woolsey snatch a 44-yard TD aerial from quarterback Don Orlovski.

1968 - The Purple and White recovered the "Stick" in a 9-7 thriller at Maryville. Quarterback Don Cummings kept the ball and ran 30 yards in the first quarter for the Bulldogs' only TD. Bob Levy added a 30-yard field goal a few minutes later, and Truman spent the rest of the game protecting the slim margin. In the second half, the Bearcats attempted four field goals, the first hitting the uprights. Northwest Missouri's final three-point try, coming with 1:32 to go, was short.

1980 - The Bulldogs trailed the Bearcats, 10-7, early in the fourth quarter on a homecoming afternoon. But they moved the ball from their 30-yard line to the Northwest Missouri five on 12 plays. Quarterback Craig Towbin, spotted flanker Eric Holm in the end zone for a 5-yard TD pass, and the PAT by Greg Dolence made the final score, 14-10.

1990 - The Bulldogs were forced to rally from a 10-point deficit in the third quarter and a three-point deficit in the fourth period to pull out a 34-31 homecoming victory over the Bearcats. Eight seconds into the fourth quarter, quarterback Jeff Frost heaved a 59-yard touchdown pass to wide receiver Randy Corbin for the winning score. The Bulldog defense halted a Bearcats drive at the Truman 21 with only 3:27 to go.

1992 - With his team leading by a mere point (21-20) early in the fourth quarter, Bulldog defensive tackle Geoff Hiddleston recovered a fumble and hauled it 46 yards for a TD. After the PAT, the Bulldogs led 28-20, and it held up the remainder of the game. However, Truman needed a couple of strong defensive series late in the fourth. The final threat was halted with 1:19 remaining, as Truman defensive back Robert Merriman intercepted a pass on his 13-yard line.

1996 - Truman's 11-year ownership of the stick came to a heart-wrenching end when Northwest came to Kirksville. The Bulldogs scored first, but the Bearcats rolled by Truman in the first half, taking a 28-16 lead into intermission. The eventual MIAA co-champion and NCAA second-round playoff participant would score four more TDs in the third quarter. Truman's Harlon Hill winner Jarrett Anderson scored the final TD of the game with 1:40 left. Northwest Missouri snapped the longest winning streak since the sticks inception, beating the Bulldogs, 52-22.

2001 - The Stick game kept to its legend of unpredictable finishes as Truman rallied in the fourth quarter, snapping a 41-game MIAA winning streak by the Bearcats.

The Bulldogs reclaimed the stick from the then eighth-ranked Bearcats, 24-23, overcoming a 20-7 deficit to start the fourth quarter.

Defensive end Jim Marischen sparked the Bulldogs' comeback by blocking a 24-yard field goal attempt. On the next drive, Austin Lepper made a 50-yard field goal after which the Bulldogs stopped Northwest on its 22-yard line.

Harlon Hill finalist Eric Howe, with 1:30 left in the game, began the Bulldogs' final drive and connected with Alfonso Pugh on a 17-yard pass, but threw three incompletions after that. Howe stayed poised and found Geoff Jensen on the come-back route, and connected with Andrew Blakley for seven yards and Pugh for 34-yards to get to the Bearcat 4-yard line. Howe then made his way to the end zone, just making the right corner to tie the score at 24 apiece. Lepper's PAT silenced a school-record 9,500 Bearcat homecoming fans.

2002 - The Bearcats reclaimed the Hickory Stick in a thrilling contest. Bulldog receiver Andrew Blakley set the MIAA career reception record in the game and his touchdown catch in the third quarter gave Truman a 24-21 lead.

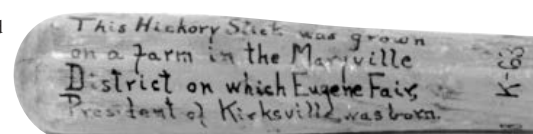
The Bulldogs held on to that lead until the Bearcats tied it with under four minutes remaining in the game. Northwest Missouri then held Truman to a three-and-out and, after getting good field position, march in and scored the winning touchdown with 29 seconds left in the game.

2004 - Northwest Missouri came into the game undefeated and ranked third in the country, while Truman was still searching for its first win. The Bulldogs, though, behind a MIAA record 479 passing yards by Jake Czeschin held a 42-38 lead late in the game. In the Bearcats final drive, Xavier Omon scored from one-yard out on fourth-down to give Northwest Missouri the lead for good with just 24 ticks remaining on the clock.

NCAA Trophy Games


There are 114 trophy games in the NCAA (all divisions), below is a listing of oldest games.

Trophy	Teams	Division	Started
Victory Bell	Cincinnati/Miami (Ohio)	(BCS)	1888
Bronze Turkey	Knox/Monmouth	(D III)	1888
Paul Bunyan's Axe	Minnesota/Wisconsin	(BCS)	1890
Monon Bell	DePauw/Wabash	(D III)	1890
Indian War Drum	Missouri/Kansas	(BCS)	1891
The Stanford Axe	Stanford/California	(BCS)	1892
Battle for the Rag	LSU/Tulane	(BCS)	1893
Iron Bowl	Alabama/Auburn	(BCS)	1893
Governor's Cup	Georgia/Georgia Tech	(BCS)	1893
Centennial Cup	Colorado/Colorado St.	(BCS)	1893
Trustee Cup	Cornell/Penn	(FCS)	1893
The Maloof Trophy	New Mexico/New Mexico St.	(BCS)	1894
Platypus Trophy	Oregon/Oregon St.	(BCS)	1894
Lone Star	Texas/Texas A&M	(BCS)	1894
The Divide Trophy	Montana/Montana St.	(FCS)	1897
Broken Oar	Georgia Tech/Clemson	(BCS)	1898
The Bronze Boot	Colorado St./Wyoming	(BCS)	1899
Territorial Cup	Arizona/Arizona St.	(BCS)	1899
Edmund Orgill Trophy	Rhodes/Sewanee	(D III)	1899
Apple Cup	Washington/Washington St.	(BCS)	1900
Bedlam Bell	Oklahoma/Oklahoma St.	(BCS)	1900
Red River Rivalry	Texas/Oklahoma	(BCS)	1900
Golden Egg	Mississippi/Mississippi St.	(BCS)	1901
Granite Bowl	Dartmouth/New Hampshire	(FCS)	1901
Governor's Cup	Kansas/Kansas St.	(BCS)	1902
Little Brown Stein	Idaho/Montana	(BCS)	1903
Brice-Cowell Musket	Maine/New Hampshire	(FCS)	1903
Dakota Marker	N. Dakota St./S. Dakota St.	(FCS)	1903
Dutchman's Shoes	Rensselaer/Union	(D III)	1903
Battle for the Bell	Marshall/Ohio Univ.	(BCS)	1905
Little Brown Jug	Michigan/Minnesota	(BCS)	1909
Governor's Cup	Brown/Rhode Island	(FCS)	1909
Silver Shako	The Citadel/VMI	(FCS)	1920
Chief Caddo	Northwestern St./S.F. Austin	(FCS)	1924
The Ol' School Bell	Jacksonville St./Troy St.	(FCS)	1924
Iron Skillet	TCU/SMU	(BCS)	1925
Illibuck	Illinois/Ohio St.	(BCS)	1925
Old Oaken Bucket	Indiana/Purdue	(BCS)	1925
Jeweled Shillelagh	Notre Dame/USC	(BCS)	1926
Mo.-Neb. Bell	Missouri/Nebraska	(BCS)	1927
Keg of Nails	Cincinnati/Louisville	(BCS)	1929
Peace Pipe	Oklahoma/Missouri	(BCS)	1929
Victory Bell	UCLA/USC	(BCS)	1929
Ol' Hickory Stick	Truman/Northwest Mo.	(D II)	1930
Old Mountain Jug	Appalachian St./W. Carolina	(FCS)	1932
Floyd of Rosedale	Iowa/Minnesota	(BCS)	1935
Ramnapping Trophy	Connecticut/Rhode Island	(BCS)	1935





Game 2 vs. Fort Hays State



Date: Saturday, September 10
Time: 1:00 p.m.
Location: Stokes Stadium, Kirksville, Mo.
Series Record: Truman 3-2



Fort Hays State Information

Location: Hays, Kan.
Founded: 1902
Enrollment: 9,000
Nickname: Tigers
Colors: Black & Gold
Stadium: Lewis Field Stadium
Capacity/Surface: 6,362/Turf Grass
Conference: MIAA (NCAA Div. II)
President: Dr. Edward Hammond
Director of Athletics: Curtis Hammeke
Sports Information Director: Ryan Prickett
Website: www.fhsuathletics.com



Series History

2006 . . . Truman 40-15 (A) 2008 . . . Truman 27-7 (A) 2010 . . . FHSU 34-9 (A)
 2007 . . . Truman 26-11 (H) 2009 . . . FHSU 41-31 (H)



Tigers Coaching Staff

Head Coach: Chris Brown
Alma Mater, Year: Pittsburg State (1996)
Career Record: 0-0 (1st season)
Record @ FHSU: 0-0 (1st season)
Assistant Coaches:
 Al McCray (WR), Justin Schreiber (OC), Dion Meneley (DC), Justin Iske (OL), Zack Watkins (LB), Chris Randolph (RB), Mike Hecht (LB) Ryan Kelly (CB)



Tigers 2010 Review

2010 Record: 3-8 (1-8 MIAA)

	Offense	Defense
	Pass/Rush/Total	Pass/Rush/Total
Yds/G	319.4/139.6/459.0	228.0/154.5/382.5
Pts/G	28.5	32.0

Starters Returning/Lost:
Offense: 4/8 **Defense:** 5/6
Speical Teams: 2/0

Scouting the Tigers

Chris Brown became the new football coach for the Tigers following the departure of Kevin Verdugo in the off-season. Brown's team returns a veteran offensive line but will need to replace all six skill positions, including quarterback Mike Garrison, running back James Walker and wide receiver O.J. Murdock. Projected starter Blake McAhren is a 6-foot-4 quarterback from Solano C.C. in Calif.

Defensively, preseason All-American Alex Whitehill will return after posting 114 stops a season ago with one interception.

The Tigers open up the season at home against Emporia State before making the long trek to Kirksville for the Sept. 10th game at 1:00 p.m.



Game 3 vs. Pittsburg State



Date: Saturday, September 17
Time: 7:00 p.m.
Location: Stokes Stadium, Kirksville, Mo.
Series Record: PSU 25-15-1



Pittsburg State Information

Location: Pittsburg, Kan.
Founded: 1903
Enrollment: 7,000
Nickname: Gorillas
Colors: Crimson & Gold
Stadium: Brandenburg Field/Carnie Smith Stadium
Capacity/Surface: 8,343/Field Turf
Conference: MIAA (NCAA Div. II)
President: Dr. Steve Scott
Director of Athletics: Jim Johnson
Sports Information Director: Dan Wilkes
Website: www.pittstategorillas.com



Gorillas Coaching Staff

Head Coach: Tim Beck
Alma Mater, Year: Pittsburg St. (1988)
Career Record: 6-6 (2nd Season)
Record @ PSU: same

Assistant Coaches:

Steve Rampy (OC), David Wiemers (DC), Lance Cullen (DB), John Pierce (RB), Carl Roth (LB), Steve Wells (OL), Ryan Hellwig (DL)



Gorillas 2010 Review

2010 Record: 6-6 (3-6 MIAA)

	Offense	Defense
	Pass/Rush/Total	Pass/Rush/Total
Yds/G	111.3/246.3/357.7	229.1/132.6/361.7
Pts/G	22.8	24.1

Starters Returning/Lost:

Offense: 9/2 **Defense:** 8/3
Speical Teams: 2/0



Series History



1933 . . . Truman 7-0 (A)	1969 . . . Truman 14-13 (A)	2002 . . . PSU 49-35 (H)
1934 . . . Truman 13-7 (H)	1980 . . . Truman 17-14 (N)	2003 . . . PSU 48-8 (H)
1936 . . . Truman 14-0 (A)	1989 . . . PSU 43-0 (H)	2004 . . . PSU 77-7 (A)
1947 . . . Truman 12-6 (A)	1990 . . . PSU 64-30 (A)	2005 . . . PSU 66-14 (H)
1948 . . . Tied 12-12 (A)	1990 . . . PSU 59-3 (A) #	2006 . . . PSU 45-21 (A)
1955 . . . Truman 20-13 (A)	1991 . . . PSU 55-20 (H)	2007 . . . PSU 40-0 (H)
1956 . . . PSU 48-18 (H)	1992 . . . PSU 35-21 (A)	2008 . . . PSU 45-28 (A)
1957 . . . PSU 40-14 (A)	1993 . . . PSU 15-0 (H)	2009 . . . Truman 28-21 (H)
1958 . . . PSU 21-12 (H)	1994 . . . PSU 13-10 (A)	2010 . . . PSU 17-14 (A)
1962 . . . Truman 34-12 (H)	1995 . . . PSU 49-7 (H)	
1963 . . . Truman 25-20 (A)	1996 . . . PSU 31-16 (A)	# Division II Playoff Game
1964 . . . Truman 40-16 (H)	1997 . . . PSU 28-18 (H)	
1965 . . . Truman 20-19 (A)	1998 . . . PSU 28-7 (A)	
1966 . . . Truman 49-14 (H)	1999 . . . PSU 29-17 (H)	
1967 . . . Truman 14-13 (A)	2000 . . . PSU 39-9 (A)	
1968 . . . Truman 18-15 (H)	2001 . . . PSU 28-0 (A)	

Scouting the Gorillas

Despite a 3-6 conference record last season, the Gorillas were selected to play in the Mineral Water Bowl where they held off Concordia-St. Paul 13-9.

A year ago, the Bulldogs nearly defeated the Gorillas at the Pitt but a late reception was ruled out-of-bounds in the endzone and Pitt used great field position to punch in a field goal as time expired for a 17-14 win.

The Gorillas were a dominate running team last season as they led the league with 246 yards on the ground but only managed 111 yards through the air.

Senior quarterback Zac Dickey threw for just under 1000 yards last season but ran for over 900.

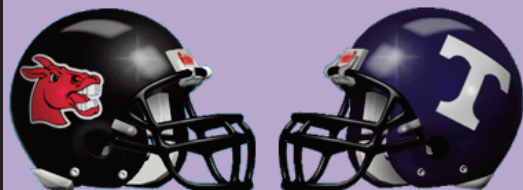
Nate Dreiling leads the defense after making an astounding 160 tackles a year ago.

Pitt will open the season at Missouri Western before coming home to host Emporia State. Truman won 28-21 in their last visit to Stokes and will look to do so again in front of a large Family Night crowd.





Game 4 @ Univ. of Central Missouri



Date: Saturday, September 24
Time: 2:00 p.m.
Location: Kennedy Stadium, Warrensburg, Mo.
Series Record: Truman 52-37-5



Central Missouri Information

Location: Warrensburg, Mo.
Founded: 1871
Enrollment: 11,000
Nickname: Mules
Colors: Cardinal & Black
Stadium: Audrey J. Walton Stadium/Vernon Kennedy Field
Capacity/Surface: 12,000/Sprinturf
Conference: MIAA (NCAA Div. II)
President: Dr. Chuck Ambrose
Director of Athletics: Jerry Hughes
Sports Information Director: Mike Knipper
Website: www.ucmo.edu/athletics



Mules Coaching Staff

Head Coach: Jim Svoboda
Alma Mater, Year: Northwestern College (1983)
Career Record: 63-22 (7th Season)
Record @ FHSU: 11-3 (2nd Season)

Assistant Coaches:
 Josh Lamberson (WR), Hank McClung (OL), Chad Bostwick (LB), Chuck Clemens (DL), Matt Jeter (DC)



Mules 2010 Review

2010 Record: 11-3 (8-1 MIAA)

	Offense	Defense
	Pass/Rush/Total	Pass/Rush/Total
Yds/G	379.4/98.9/478.2	258.5/138.0/396.5
Pts/G	40.1	27.9

Starters Returning/Lost:
Offense: 5/6 **Defense:** 9/5
Special Teams: 3/0



Series History



1905 ... Truman 12-6 (H)	1949 ... UCM 26-13 (A)	1981 ... Truman 20-10 (H)
1906 ... UCM 15-10 (H)	1950 ... UCM 33-13 (H)	1982 ... Truman 23-20 (A)
1909 ... Truman 2-0	1951 ... Truman 22-6 (A)	1983 ... UCM 31-13 (H)
1910 ... UCM 11-0 (H)	1952 ... Truman 32-0 (H)	1984 ... UCM 24-7 (A)
1911 ... UCM 5-3 (H)	1953 ... Truman 25-6 (A)	1985 ... Truman 49-6 (H)
1914 ... UCM 76-0 (H)	1954 ... Truman 26-6 (H)	1986 ... UCM 14-7 (A)
1919 ... Tied 0-0 (H)	1955 ... UCM 19-7 (A)	1987 ... UCM 35-33 (H)
1920 ... Truman 28-0 (A)	1956 ... UCM 19-7 (H)	1988 ... UCM 17-16 (A)
1921 ... Truman 7-0 (H)	1957 ... Truman 14-13 (A)	1989 ... UCM 22-16 (H)
1922 ... Truman 13-6 (A)	1958 ... Truman 32-13 (A)	1990 ... Truman 13-3 (A)
1923 ... UCM 2-0 (H)	1959 ... Truman 26-17 (H)	1991 ... UCM 38-37 (H)
1924 ... Tied 7-7 (A)	1960 ... Truman 25-0 (A)	1992 ... Truman 24-6 (A)
1925 ... Tied 0-0 (H)	1961 ... Truman 14-7 (H)	1993 ... UCM 36-18 (H)
1926 ... UCM 19-12 (A)	1962 ... Truman 42-7 (A)	1994 ... Truman 28-20 (A)
1927 ... Truman 19-13 (H)	1963 ... Truman 49-0 (H)	1995 ... Truman 45-34 (A)
1928 ... Truman 13-7 (A)	1964 ... Truman 38-7 (A)	1996 ... Truman 45-10 (H)
1929 ... Truman 38-12 (H)	1965 ... Truman 34-8 (H)	1997 ... Truman 37-34 (A)
1930 ... Truman 7-6 (A)	1966 ... UCM 17-13 (A)	1998 ... UCM 10-7 (H)
1931 ... Truman 19-7 (H)	1967 ... UCM 9-0(H)	1999 ... Truman 24-13 (A)
1932 ... Truman 18-0 (A)	1968 ... UCM 14-7 (A)	2000 ... Truman 28-14 (H)
1933 ... Truman 33-7 (H)	1969 ... Truman 28-10 (H)	2001 ... UCM 58-27 (H)
1934 ... Truman 24-6 (A)	1970 ... Truman 28-21 (A)	2002 ... UCM 17-3 (A)
1935 ... Truman 10-9 (H)	1971 ... Truman 21-6 (H)	2003 ... UCM 28-22 (A)
1936 ... Truman 13-7 (A)	1972 ... Tied 7-7 (A)	2004 ... UCM 46-0 (H)
1937 ... UCM 13-6 (H)	1973 ... Truman 21-14 (H)	2005 ... UCM 69-17 (A)
1938 ... UCM 20-14 (A)	1974 ... Truman 13-6 (A)	2006 ... Truman 24-21(H)
1939 ... UCM 21-7 (H)	1975 ... Truman 27-12 (H)	2007 ... UCM 27-7 (A)
1940 ... Truman 10-7 (A)	1976 ... UCM 34-20 (A)	2008 ... UCM 31-28 (H)
1941 ... UCM 6-0 (H)	1977 ... Truman 45-23 (H)	2009 ... UCM 38-3 (A)
1946 ... Tied 0-0 (H)	1978 ... Truman 21-6 (A)	2010 ... UCM 38-14 (H)
1947 ... Truman 7-6 (A)	1979 ... Truman 35-16 (H)	
1948 ... Truman 7-0 (H)	1980 ... UCM 20-7 (A)	

Scouting the Mules

Coming off their best season in the history of Mules Football, Central will be looking to replace a huge hole with the loss of Harlon Hill winning quarterback Eric Czerniewski. Tommy Corwin, last year's backup, threw just four passes out of 678 attempts last season for the Mules and the returning leading rusher is Travis Ribbing with just 29 yards on seven attempts.

Central may turn to defense to get the job done this year with nine returning starters including a pair of all-conference performers in corner back Marlon Douglas and defensive end Deonte McDonald.

It will be a bit of a homecoming for Coach Gregg Nesbitt and the Bulldog staff as the majority of the coaches have spent time or graduated from the Warrensburg campus.



Game 5 @ McKendree University



Date: Saturday, October 1
Time: 1:30 p.m.
Location: Leemon Field, Lebanon, Ill.
Series Record: First Meeting



McKendree Information

Location: Lebanon, Ill.
Founded: 1828
Enrollment: 2,355
Nickname: Bearcats
Colors: Purple & Gold
Stadium: Leemon Field
Capacity/Surface: /Turf Grass
Conference: America Midwest Conference/Transition to Division II
President: James Dennis
Director of Athletics: Dr. Todd Reynolds
Sports Information Director: Scott Cummings
Website: www.mckbearcats.com



Bearcats Coaching Staff

Head Coach: Carl Poelker
Alma Mater, Year: Millikin (1968)
Career Record: 200-85-1 (21st season)
Record @ McKendree: 111-46 (16th season)

Assistant Coaches:
 Jeff Fisher, Trent Poelker, Mike Harrison, Tom Jensen, Jason Burianek, Jim Falconio, Tony Falconio, Jim Monken, Bill Smith



Bearcats 2010 Review

2010 Record: 9-3

	Offense	Defense
	Pass/Rush/Total	Pass/Rush/Total
Yds/G	125.2/234.5/359.9	188.3/108.8/297.2
Pts/G	31.9	18.1

Starters Returning/Lost:

Offense: **Defense:**

Speical Teams:



Series History

First Meeting



The Bulldogs played Southeast Missouri State in both 1985 and 1986 at Busch Memorial Stadium in St. Louis. The 2011 game with McKendree marks the first time since those games that Truman will play in the St. Louis area.



Scouting the Bearcats

McKendree is a newcomer to the Bulldog schedule following the stunning news that the University of Nebraska-Omaha was dropping their Football program leaving a void on the 2011 slate. The Bearcats are making the transition to Division II after being a powerhouse in the NAIA and the America Midwest Conference.

They have been a traditional running team under long time coach Carl Poelker. The Bearcats averaged 234 yards on the ground while just 125 through the air while relying on a strong defense that gave up just 18 points per game and under 300 yards of total offense.

McKendree finished 9-3 last season and advanced to the second round of the NAIA playoffs before loosing to the University of Sioux Falls, 27-7.





Game 6 vs. Washburn University



Date: Saturday, October 8
Time: 2:00 p.m.
Location: Stokes Stadium, Kirksville, Mo.
Series Record: Truman 18-10



Washburn Information

Location: Topeka, Kan.
Founded: 1865
Enrollment: 7,200
Nickname: Ichabods
Colors: Yale Blue & White
Stadium: Yager Stadium at Moore Bowl
Capacity/Surface: 7,200/Sportexe Field
Conference: MIAA (NCAA Div. II)
President: Dr. Jarry Farley
Director of Athletics: Loren Ferre'
Sports Information Director: Gene Cassell
Website: www.wusports.com



Ichabods Coaching Staff

Head Coach: Craig Schurig
Alma Mater, Year: Colorado School of Mines (1987)
Career Record: 62-41 (10th Season)
Record @ WU: same

Assistant Coaches:
 Rob Robinson (OC), Cooper Harris (DC), David Trupp (DL), Eric Eisenbarth (OL), Brock Luke (DB)



Ichabods 2010 Review

2010 Record: 8-4 (6-3 MIAA)

	Offense	Defense
	Pass/Rush/Total	Pass/Rush/Total
Yds/G	299.2/161.2/460.3	216.4/134.5/350.9
Pts/G	37.2	26.4

Starters Returning/Lost:
Offense: 7/5 **Defense:** 8/4
Special Teams: 2/2



Series History

1958 ... Truman 26-13 (H)	1994 ... Truman 50-31 (H)	2005 ... WU 21-14 (A)
1959 ... Truman 6-0 (A)	1995 ... Truman 41-17 (A)	2006 ... Truman 21-7 (H)
1960 ... Truman 39-12 (H)	1996 ... Truman 38-21 (H)	2007 ... WU 71-35 (A)
1961 ... Truman 27-9 (A)	1997 ... Truman 37-7 (A)	2008 ... WU 31-17 (H)
1962 ... Truman 39-0 (H)	1998 ... Truman 38-28 (H)	2009 ... WU 37-7 (A)
1963 ... WU 7-6 (A)*	1999 ... WU 52-18 (A)	2010 ... WU 45-12 (H)
1989 ... WU 21-3 (H)*	2000 ... Truman 45-42 (H)	
1990 ... Truman 44-17 (A)	2001 ... Truman 27-26 (A)	* WU forfeited two games
1991 ... Truman 14-7 (A)	2002 ... WU 26-21 (H)	
1992 ... Truman 42-8 (H)	2003 ... Truman 12-6 (A)	
1993 ... Truman 34-0 (A)	2004 ... WU 62-0 (H)	



Scouting the Ichabods

The Ichabods may be the team to beat in 2011 with the top returning quarterback in the league in Dane Simoneau and one of the top rushers in the league in Vershon Moore. Simoneau had 33 touchdown passes last season while Moore added another 11 on the ground for the second ranked offense in the MIAA.

Defensively, Marty Pfannenstiel led the Ichabods with 91 tackles and 3.5 sacks as the Ichabods were the third best pass defense in the MIAA and fourth best against the run.

The Ichabods are coming off a 45-14 thrashing of Midwestern State in the Kanza Bowl and will come to Kirksville for Homecoming on October 8th, an MIAA TV Network game.



Game 7 vs. Missouri Southern



Date: Saturday, October 15
Time: 1:00 p.m.
Location: Fred G. Hughes Stadium; Joplin, Mo.
Series Record: Truman 15-8



Missouri Southern Information

Location: Joplin, Mo.
Founded: 1937
Enrollment: 5,740
Nickname: Lions
Colors: Green & Gold
Stadium: Fred G. Hughes Stadium
Capacity/Surface: 7,000/Sprinturf
Conference: MIAA (NCAA Div. II)
President: Dr. Bruce Speck
Director of Athletics: Jared Bruggeman
Sports Information Director: Justin Maskus
Website: www.mssulions.com



Series History

1968 . . . Truman 48-8 (A)	1997 . . . MSSU 40-32 (A)*	2006 . . . Truman 35-28 (H)
1989 . . . MSSU 17-14 (A)	1998 . . . Truman 25-21(H) . . .	2007 . . . MSSU 55-24 (A)
1990 . . . Truman 25-3 (H)	1999 . . . Truman 45-40 (A)	2008 . . . Truman 38-7 (H)
1991 . . . Truman 43-42 (A)	2000 . . . Truman 30-28 (H)	2009 . . . MSSU 20-16 (A)
1992 . . . Truman 52-6 (H)	2001 . . . Truman 37-9 (H)	2010 . . . Truman 23-6 (H)
1993 . . . MSSU 41-37 (A)	2002 . . . Truman 28-14 (A)	
1994 . . . Truman 37-21 (H)	2003 . . . Truman 15-3 (A)	* MSSU forfeited two games
1995 . . . MSSU 24-22 (A)	2004 . . . MSSU 30-20 (H)	
1996 . . . Truman 38-28 (H)	2005 . . . MSSU 40-17 (A)	



Lions Coaching Staff

Head Coach: Bart Tatum
Alma Mater, Year: Austin College, 1991
Career Record: 22-31 (6th season)
Record @ MSSU: same

Assistant Coaches:

Matt Barrett (OC), Mike Mutz (DC), John Tatum (RB), Raleigh Jackson (DL),
 Atiba Bradley (LB), JR Tatum (TE), Gary Bass (OL), Steven Coleman (DB)



Lions 2010 Review

2010 Record: 4-7 (2-7 MIAA)

	Offense	Defense
	Pass/Rush/Total	Pass/Rush/Total
Yds/G	231.8/154.7/386.5	222.4/122.0/344.4
Pts/G	22.3	24.5

Starters Returning/Lost:

Offense: 8/2 **Defense:** 5/6
Speical Teams: 4/1

Scouting the Lions

Statistically, the Lions had the top defense in the MIAA last season as they gave up only 344 yards per game and only 122 on the ground. Brandon Williams was named a preseason All-American after recording 17 tackles for loss and nine sacks a season ago.

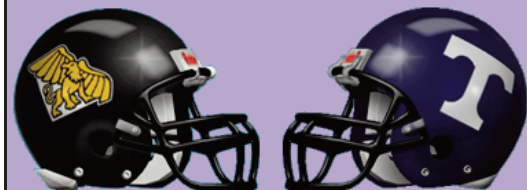
Offensive lineman Ian Saxton was also a preseason All-American which will look to bolster their scoring from last season more than the 22.3 points per game they put up last season. Quarterback Colin Howard threw for over 2,000 yards with 11 touchdown passes.

The game was originally scheduled for Kirksville but a glitch in the MIAA slate along with the departure of Nebraska-Omaha left the Lions with just three conference home games. The Bulldogs had the most conference home games with six, so Truman agreed to swap locations with the Lions in a show of sportsmanship.





Game 8 @ Missouri Western



Date: Saturday, October 22
Time: 1:30 p.m.
Location: Spratt Stadium, St. Joseph, Mo.
Series Record: Truman 15-13



Missouri Western Information

Location: St. Joseph, Mo.
Founded: 1915
Enrollment: 6,134
Nickname: Griffons
Colors: Black & Gold
Stadium: Spratt Stadium
Capacity/Surface: 8,000/Turf Grass
Conference: MIAA (NCAA Div. II)
President: Dr. Robert Vartabedian
Director of Athletics: Dave Williams
Sports Information Director: Trevor Berneking
Website: www.GoGriffons.com



Griffons Coaching Staff

Head Coach: Jerry Partridge
Alma Mater, Year: Missouri Western (1985)
Career Record: 103-59 (15th Season)
Record @ MWSU: same

Assistant Coaches:

Tyler Fenwick (OC), Regi Trotter (DC), Todd Throckmorton (OL), Wes Bell (DL), Aaron Bell (WR), Mike Burton (RB), Chris Eads (LB), Jay White (ST)



Griffons 2010 Review

2010 Record: 8-4 (6-3 MIAA)

	Offense	Defense
	Pass/Rush/Total	Pass/Rush/Total
Yds/G	245.3/126.9/372.2	198.3/178.4/376.8
Pts/G	31.8	22.2

Starters Returning/Lost:

Offense: 8/3 **Defense:** 7/4
Speical Teams: 2/1



Series History



1972 ... Truman 27-0 (A)	1994 ... MWSU 36-34 (A)	2005 ... MWSU 24-2 (H)
1973 ... MWSU 17-16 (H)	1995 ... Truman 42-21 (H)	2006 ... MWSU 38-13 (A)
1974 ... Truman 28-15 (A)	1996 ... Truman 33-7 (A)	2007 ... Truman 37-28 (H)
1975 ... Truman 45-18 (H)	1997 ... Truman 31-17 (H)	2008 ... MWSU 33-32 (A)
1985 ... Truman 31-30 (A)	1998 ... Truman 41-15 (A)	2009 ... MWSU 38-14 (H)
1986 ... Truman 19-9 (H)	1999 ... MWSU 28-19 (H)	2010 ... MWSU 29-7 (A)
1989 ... MWSU 38-23 (A)	2000 ... MWSU 20-19 (A)	
1990 ... Truman 21-0 (H)	2001 ... Truman 42-35 (A)	
1991 ... Truman 42-21 (H)	2002 ... Truman 27-23 (H)	
1992 ... Truman 41-7 (A)	2003 ... MWSU 39-6 (H)	
1993 ... MWSU 42-6 (H)	2004 ... MWSU 27-16 (A)	

Scouting the Griffons

After coming off an NCAA playoff appearance last season and returning the bulk of starters on both sides of the ball, the Griffons look to be a contender again for the MIAA title. However, a major question mark for Coach Jerry Partridge will be at starting quarterback and who replaces all-MIAA performer Drew Newhart. Travis Partidge appeared in eight games at QB and completed 11 of 23 passes while Newhart threw for 2,799 yards and had 25 touchdown passes in his record setting career at Missouri Western.

David Bass is an honorable mention preseason All-American candidate after recording eight sacks and 10.5 tackles for loss a year ago.



Game 9 @ Emporia State



Date: Saturday, October 29
Time: 2:00 p.m.
Location: Welsh Stadium, Emporia, Kan.
Series Record: Emporia 15-10



Emporia State Information

Location: Emporia, Kan.
Founded: 1863
Enrollment: 6,528
Nickname: Hornets
Colors: Old Gold & Black
Stadium: Jones Field @ Welch Stadium
Capacity/Surface: 7,000/Super Grass
Conference: MIAA (NCAA Div. II)
President: TBA
Director of Athletics: Kent Weiser
Sports Information Director: Don Weast
Website: www.emporia.edu/athletics



Series History

1927 ... ESU 16-13 (N)	1997 ... Truman 44-28 (H)	2008 ... ESU 35-24 (A)
1928 ... ESU 8-0 (N)	1998 ... Truman 25-24 (A)	2009 ... ESU 30-24 (H)
1930 ... ESU 52-0 (A)	1999 ... Truman 31-24 (H)	2010 ... Truman 37-34 (A)
1931 ... Truman 13-12 (H)	2000 ... ESU 55-20 (A)	
1988 ... ESU 35-17 (H)	2001 ... ESU 34-14 (H)	
1991 ... ESU 42-41 (H)	2002 ... ESU 34-17 (A)	
1992 ... ESU 24-7 (A)	2003 ... ESU 55-24 (H)	
1993 ... Truman 24-13 (H)	2004 ... ESU 38-21 (A)	
1994 ... Truman 28-10 (A)	2005 ... ESU 41-12 (H)	
1995 ... ESU 36-19 (H)	2006 ... Truman 14-13 (A)	
1996 ... Truman 55-20 (A)	2007 ... Truman 33-30 (H)	



Hornets Coaching Staff

Head Coach: Garin Higgins
Alma Mater, Year: Emporia State (1992)
Career Record: 65-39 (10th season)
Record @ ESU: 14-30 (5th season)

Assistant Coaches:
 Bryce Saia (DC), Matt Walter (OC), Matt Martin (ST), Oscar Rodriguez (DB),
 Mike LoPorto (DL)



Hornets 2010 Review

2010 Record: 5-6 (3-6 MIAA)

	Offense	Defense
	Pass/Rush/Total	Pass/Rush/Total
Yds/G	125.7/171.9/297.6	205.2/150.0/355.2
Pts/G	20.2	27.0

Starters Returning/Lost:
Offense: 9/2 **Defense:** 8/3
Speical Teams: 2/0

Scouting the Hornets

Emporia won five of their first seven games last year before Truman's fourth quarter comeback derailed the Hornets' season as they dropped the final four to finish at 5-6.
 The Hornets struggled offensively in 2010 with a 20.2 points per game mark but bring back junior quarterback Tyler Eckenrode, who started nine games as a sophomore. Eckenrode threw for over 1,100 yards and had 12 TD passes with junior-to-be Shjuan Richardson as his top target.
 On the defensive side of the ball, Emporia was fourth in the conference allowing 355 yards per game with redshirt freshman Michael Luthi leading the team with over 60 tackles from the line-backer position.





Game 10 vs. Lincoln University



Date: Saturday, November 5
Time: 1:00 p.m.
Location: Stokes Stadium, Kirksville, Mo.
Series Record: Truman 17-4-1



Lincoln Information

Location: Jefferson City, Mo.
Founded: 1866
Enrollment: 3,300
Nickname: Blue Tigers
Colors: Navey Blue & White
Stadium: Dwight T. Reed Stadium
Capacity/Surface: 5,500/Grass
Conference: MIAA (NCAA Div. II)
President: Dr. Carolyn Mahoney
Director of Athletics: Betty Kemna
Sports Information Director: Brian Kortz
Website: www.lubluetigers.com



Series History

1968 ... Lincoln 20-6 (A)	1976 ... Truman 33-6 (A)	1984 ... Truman 14-0 (A)
1969 ... Tied 22-22 (H)	1977 ... Truman 57-0 (H)	1985 ... Truman 28-0 (H)
1970 ... Lincoln 26-15 (A)	1978 ... Truman 37-13 (A)	1986 ... Truman 44-0 (A)
1971 ... Truman 17-6 (H)	1979 ... Truman 20-6 (H)	1987 ... Truman 51-9 (H)
1972 ... Lincoln 10-6 (A)	1980 ... Truman 53-27 (A)	1988 ... Truman 37-9 (A)
1973 ... Lincoln 21-0 (H)	1981 ... Truman 62-24 (H)	1989 ... Truman 43-9 (A)
1974 ... Truman 17-0 (A)	1982 ... Truman 70-0 (A)	
1975 ... Truman 27-7 (H)	1983 ... Truman 42-6 (H)	



Blue Tigers Coaching Staff

Head Coach: Mike Jones
Alma Mater, Year: University of Missouri ()
Career Record: First Season
Record @ LU: same

Assistant Coaches:
 Mark Frederick (OC), Damon Frenchers (DC), Tony Van Zant (RB), Matt McCutchan (OL), Alfred Minor (LB), Tony Broadnax



Blue Tigers 2010 Review

2010 Record: 2-9

	Offense	Defense
	Pass/Rush/Total	Pass/Rush/Total
Yds/G	64.9/229.8/294.7	159.7/238.2/397.9
Pts/G	19.9	44.3

Starters Returning/Lost:
Offense: 4/7 **Defense:** 3/8
Special Teams:

Scouting the Blue Tigers

Lincoln makes its return to MIAA football this season since last playing in the league in 1989. The football program returned in 2000 and the Blue Tigers were welcomed back into the league last year in all sports except football until now.

Last year, the Blue Tigers finished 2-9 but have hired former University of Missouri standout and St. Louis Rams' star Mike Jones to be their new head coach this fall. Jones is best known for making "The Tackle" to give the Rams and the city of St. Louis their first Super Bowl championship in 2000.



Game 11 @ Southwest Baptist Univ.



Date: Saturday, November 12
Time: 1:30 p.m.
Location: Plaster Stadium, Bolivar, Mo.
Series Record: Truman 18-3



Southwest Baptist Information

Location: Bolivar, Mo.
Founded: 1878
Enrollment: 3,600
Nickname: Bearcats
Colors: Purple, White & Black
Stadium: Plaster Stadium
Capacity/Surface: 3,000/Grass
Conference: MIAA (NCAA Div. II)
President: Dr. C. Pat Taylor
Director of Athletics: Mike Pitts
Sports Information Director: Jeff Weseloh
Website: www.sbubearcats.com



Series History

1988 Truman 32-0 (H)	1996 Truman 36-7 (H)	2004 Truman 26-0 (H)
1989 Truman 28-24 (H)	1997 Truman 28-0 (A)	2005 SBU 38-36 (A)
1990 Truman 13-3 (A)	1998 Truman 31-14 (H)	2006 Truman 45-28 (H)
1991 SBU 37-25 (A)	1999 SBU 18-16 (A)	2007 Truman 55-31 (A)
1992 Truman 48-10 (H)	2000 Truman 64-14 (H)	2010 Truman 33-30 (H)
1993 Truman 42-14 (A)	2001 Truman 43-14 (A)	
1994 Truman 45-6 (H)	2002 Truman 44-32 (H)	
1995 Truman 56-21 (A)	2003 Truman 20-14 (A)	



Bearcats Coaching Staff

Head Coach: Keith Allen
Alma Mater, Year: Oklahoma (2003)
Career Record: 18-26 (5th Season)
Record @ SBU: same

Assistant Coaches:
 Tracy Hayworth (DL), Robert Clardy (OC), Zach Wilkerson (DC), Darnell Walker (DB), LaMarcus Windham (WR)



Bearcats 2010 Review

2010 Record: 7-4

	Offense	Defense
	Pass/Rush/Total	Pass/Rush/Total
Yds/G	308.9/195.8/504.7	191.3/177.5/368.8
Pts/G	39.5	30.0

Starters Returning/Lost:
Offense: 6/5 **Defense:** 8/3
Speical Teams: 1/0

Scouting the Bearcats

SBU will be looking to replace the heart and soul of their offense with the loss of quarterback Steve Gachette. The senior signal caller threw for over 3000 yards and rushed for another 1000 to lead a potent Bearcat offense a year ago. SBU averaged over 500 yards per game while nearly scoring 40 points per contest.

They reeled off seven straight wins during the middle of the season before ending with losses at Division I Southeast Missouri and Arkansas Tech.

The Bearcats will return to MIAA football next season but will play five league schools this year.





2011 Roster

Alphabetical

92	Abbate, Nic	DE
58	Agbohlah, Leffielle	LB
6	Allen, Ethan	WR
41	Allen, Wes	RB
85	Allinson, Trevor	WR
17	Arthaud, Kyle	DB
25	Ayora, Harnish	RB
71	Backes, Steven	OL
64	Baker, Jason	OL
21	Belfield, Shane	WR
43	Bell, Matthew	RB
94	Blackwell, Patrick	DE
73	Bosilovatz, Steve	OL
10	Breen, Taylor	QB
42	Britt, Ja'Cobe	LB
83	Brown, Anthony	WR
70	Brown, Ben	OL
79	Brynac, Charlie	OL
2	Byrd, Terrence	DB
68	Campbell, Brandon	OL
7	Carter, Kaaron	DB
98	Cerven, Evan	TE
17	Clark, J.B.	QB
39	Corcoran, Justin	FB
66	Cosgrove, Patrick	OL
2	Day, Steven	DB
95	Dockery, Jeramey	DL
67	Eagle, Greg	LS
20	Elliott, Michael	DB
53	Fletcher, Jake	DE
62	Francois, Phil	OL
99	Frevert, Gavin	DL
9	Gayden, Robert	DB
56	Gillespie, Devin	DE
20	Gorman, Nate	DB
18	Grier, Dallas	WR
59	Hall, Gavin	LB
63	Hardin, Brad	OL
1	Harvey, Donald	WR
49	Heinzmann, Charlie	LB
72	Holland, Blake	OL
54	Howard, Dustin	LB
37	Jackson, Earl	DB
22	Jacobs, Matt	RB
81	James, Ivan	WR
91	Jeskey, John	DL
55	Johnson, Ryan	DE
90	Kang, MJ	DL
47	Kemp, Dahn	LB
57	Kinney, Kade	DE
44	Klott, Jeff	DE
5	Koon, Derek	K
34	Lamar, Luke	DB
36	Lamp, Jacob	P

Numerical

No.	Name	Pos.	Ht.	Wt.	Cl.	City, State	Previous School
1	Donald Harvey ***	WR	5-9	168	Sr.	Richmond, Texas	Ft. Bend Bush HS
1	Justin Wittrock	P/K	6-2	160	Fr.	Fenton, Mo.	Rockwood Summit HS
2	Terrence Byrd ***	DB	5-9	176	Sr.	Katy, Texas	James Taylor HS
2	Steven Day	DB	5-11	192	Fr.	Belleville, Ill.	Belleville West HS
4	Max Marr **	DB	5-11	196	Jr.	Frisco, Texas	Centennial HS
5	Derek Koon *	K	5-7	168	So.	Liberty, Mo.	Kearney HS
6	Ethan Allen *	WR	6-0	181	Fr.	Kahoka, Mo.	Clark County HS
7	Kaaron Carter *	DB	5-9	167	Jr.	Warrensburg, Mo.	Warrensburg HS
8	Cory Weeks	DB	6-0	202	So.	San Antonio, Texas	Earl Warren HS
9	Robert Gayden **	DB	6-0	188	Jr.	San Antonio, Texas	John Paul Stevens HS
10	Taylor Breen *	QB	6-3	205	Jr.	Hamilton, Ohio	Lakota West HS
11	Michael Mayszak *	WR	6-2	212	Jr.	Geneva, Ill.	Geneva HS
12	Zach Tobin	QB	5-11	185	Fr.	Bethalto, Ill.	Civic Memorial HS
13	Eric Phillips **	K/P	6-1	186	Jr.	Overland Park, Kan.	Blue Valley NW HS
14	Conrad Schottel *	QB	6-3	209	So.	Kearney, Mo.	Kearney HS
15	Caleb Roberts *	TE	6-3	224	Jr.	Branson, Mo.	Branson HS
16	Andy Mundwiller **	WR	6-1	207	Sr.	Washington, Mo.	St. Francis Borgia HS
16	Curtis Secrest	DB	5-9	180	Fr.	Elburn, Ill.	Kaneland/Maple Park HS
17	J.B. Clark	QB	6-2	218	Sr.	Jupiter, Fla.	Lehigh University (Pa.)
17	Kyle Arthaud	DB	6-0	190	Fr.	Hannibal, Mo.	Hannibal HS
18	Dallas Grier *	WR	6-2	200	So.	Frisco, Texas	Justin Wakeland HS
19	Richie Schumacher **	DB	6-2	209	Jr.	Crystal Lake, Ill.	Crystal Lake South HS
20	Michael Elliott ***	DB	5-9	192	Sr.	Cypress, Texas	Cy-Fair HS
20	Nate Gorman	DB	6-1	180	Fr.	Kansas City, Mo.	Staley HS
21	Shane Belfield	WR	5-10	184	R-Fr.	St. Louis, Mo.	Lutheran North HS
22	Matt Jacobs	RB	5-6	187	R-Fr.	Marshall, Mo.	Marshall HS
23	Tracy Milo *	RB	5-8	199	So.	Spring, Texas	The Woodlands HS
24	Dennis Walls **	DB	5-11	175	Jr.	Pearland, Texas	Pearland HS
25	Harnish Ayora ***	RB	5-10	224	Sr.	Casa Grande, Ariz.	Casa Grande Union HS
25	Aaron Pearson	RB	5-7	175	Fr.	Palm Coast, Fla.	Flagler Palm Coast HS
26	Will Mosquera *	RB	5-9	216	Jr.	Humble, Texas	Eisenhower HS
27	Kurt Loyd	DB	5-11	178	R-Fr.	Mexico, Mo.	Mexico HS
28	Brady Schroeder	DB	6-0	163	R-Fr.	Minier, Ill.	Olympia HS
29	Garrett White	RB	6-1	200	R-Fr.	Kansas City, Mo.	Nebraska Omaha
30	Adam Nelson	DB	6-1	206	R-Fr.	Walford, Iowa	Cedar Rapids Prairie HS
33	Adam Reynolds ***	LB	6-2	218	Sr.	Rockwell City, Iowa	Southern Cal HS
33	Riley Williams	DB	5-11	190	Fr.	Independence, Mo.	Grain Valley HS
34	Luke Lamar	DB	6-1	175	Fr.	Crystal Lake, Ill.	Prairie Ridge HS
35	Kyle Whitcer *	DB	5-9	176	Jr.	Waverly, Iowa	Waverly Shell-Rock HS
36	Jacob Lamp	P	6-1	174	R-Fr.	Kirksville, Mo.	Kirksville HS
37	Earl Jackson **	DB	5-8	186	Jr.	St. Louis, Mo.	Eureka HS
38	Scott Stevens *	RB	5-8	186	Jr.	Trenton, Mo.	Trenton HS
39	Justin Corcoran *	FB	6-0	212	So.	St. Louis, Mo.	Pattonville HS
40	Tremaine Millender **	DB	5-10	207	Jr.	Frisco, Texas	Denton Ryan HS
41	Wes Allen *	RB	6-0	186	So.	St. Charles, Ill.	St. Charles East HS
42	Ja'Cobe Britt **	LB	5-11	220	Jr.	Joplin, Mo.	Joplin HS
43	Matthew Bell	RB	6-1	218	R-Fr.	Marceline, Mo.	Marceline HS
44	Jeff Klott **	FB	6-0	238	Jr.	Washington, Mo.	St. Francis Borgia HS
45	Wade Pelc *	LB	5-11	219	Jr.	Stromsburg, Neb.	Cross Country HS
46	Connor Nagel	LB	5-10	204	R-Fr.	Lemont, Ill.	Lemont HS
47	Dahn Kemp	LB	5-9	226	So.	Clarence, Mo.	North Shelby HS
48	Hank Sitkiewicz **	LB	6-1	231	Sr.	Riverside, Ill.	Riverside-Brookfield HS
49	Charlie Heinzmann *	LB	5-11	208	So.	Metamora, Ill.	Metamora HS





2011 Roster

Alphabetical

65	Laurence, John	OL
74	Lloyd, Harold	DL
89	Lopez, Sterling	TE
27	Loyd, Kurt	DB
52	Maas, Will	OL
4	Marr, Max	DB
11	Mayszak, Michael	WR
40	Millender, Tremaine	DB
60	Million, Tom	DL
23	Milo, Tracy	RB
86	Montgomery, Kevin	WR
26	Mosquera, Will	RB
16	Mundwiller, Andy	WR
46	Nagel, Connor	LB
30	Nelson, Adam	DB
84	Orlando, Chico	TE/LB
25	Pearson, Aaron	RB
45	Pelc, Wade	LB
13	Phillips, Eric	K/P
87	Pucci, Tony	WR
33	Reynolds, Adam	LB
15	Roberts, Caleb	TE
14	Schottel, Conrad	QB
28	Schroeder, Brady	DB
19	Schumacher, Richie	DB
16	Secrest, Curtis	DB
48	Sitkiewicz, Hank	LB
96	Smith, Matthew	DE
77	Smitley, Nathan	OL
80	Sprigg, Tyler	WR
38	Stevens, Scott	RB
61	Stone, Erik	OL
75	Stumpe, Jared	DL
97	Summers, Ryan	DL
82	Taylor, Paul	WR
58	Tjarks, Aaron	OL
12	Tobin, Zach	QB
93	Tubb, Justin	DL
78	Tufts, Nick	OL
76	Tweeton, Dan	OL
97	van Kluyve, Derek	DL
24	Walls, Dennis	DB
8	Weeks, Cory	DB
35	Whitcher, Kyle	DB
29	White, Garrett	RB
83	White, Pete	WR
33	Williams, Riley	DB
1	Wittrock, Justin	P/K
50	Young, Brad	LB
90	Zwanziger, Brady	DE

Numerical

No.	Name	Pos.	Ht.	Wt.	Cl.	City, State	Previous School
50	Brad Young *	LB	6-0	232	So.	Crystal Lake, Ill.	Prairie Ridge HS
52	Will Maas	OL	6-2	240	R-Fr.	St. Louis, Mo.	De Smet Jesuit HS
53	Jake Fletcher	DE	6-2	226	So.	Quincy, Ill.	Quincy HS
54	Dustin Howard *	LB	6-1	209	So.	Elkhart, Iowa	North Polk HS
55	Ryan Johnson *	DE	6-0	230	So.	Houston, Texas	Cypress Creek HS
56	Devin Gillespie	DE	6-1	215	Fr.	St. Louis, Mo.	Hazelwood Central HS
57	Kade Kinney	DE	6-0	232	So.	Trenton, Mo.	Trenton HS
58	Aaron Tjarks **	OL	6-5	278	Sr.	Ankeny, Iowa	Ankeny HS
58	Leffielle Agbohlah	LB			Fr.		
59	Gavin Hall	LB	5-10	180	Fr.	Boonville, Mo.	Boonville HS
60	Tom Million	DL	6-2	260	Fr.	St. Louis, Mo.	Lindbergh HS
61	Erik Stone *	OL	6-1	274	So.	Lindenhurst, Ill.	Lakes Villa HS
62	Phil Francois **	OL	6-4	302	Sr.	Solon, Iowa	Solon HS
63	Brad Hardin	OL	6-3	290	Fr.	O'Fallon, Mo.	Fort Zumwalt West HS
64	Jason Baker	OL	6-4	327	R-Fr.	Bridgeton, Mo.	Pattonville HS
65	John Laurence	OL	6-3	270	Fr.	Crystal Lake, Ill.	Crystal Lake Central HS
66	Patrick Cosgrove	OL	6-3	273	R-Fr.	Dallas, Texas	
67	Greg Eagle **	LS	5-10	228	Jr.	Raytown, Mo.	O'Hara HS
68	Brandon Campbell	OL	6-2	263	R-Fr.	Imperial, Mo.	Windsor HS
70	Ben Brown	OL	6-2	259	So.	Chesterfield, Mo.	Parkway West HS
71	Steven Backes	OL	6-5	278	So.	Jefferson City, Mo.	Helias HS
72	Blake Holland **	OL	6-2	298	Jr.	Oak Point, Texas	Denton Ryan HS
73	Steve Bosilovatz *	OL	6-4	270	So.	Plainfield, Ill.	Plainfield Central HS
74	Harold Lloyd **	DL	6-2	283	Sr.	Janesville, Wisc.	Jansville Parker HS
75	Jared Stumpe *	DL	5-11	265	Jr.	St. Louis, Mo.	Avila Univ.
76	Dan Tweeton ***	OL	6-2	298	Sr.	Washington, Iowa	Washington HS
77	Nathan Smitley	OL	6-2	254	R-Fr.	Riverside, Calif.	Ramona HS
78	Nick Tufts	OL	6-4	285	Fr.	Fenton, Mo.	Northwest HS
79	Charlie Brynac	OL	6-4	300	Fr.	St. Louis, Mo.	St. Louis University HS
80	Tyler Sprigg	WR	6-4	190	Fr.	Columbia, Mo.	Hickman HS
81	Ivan James	WR	6-1	183	So.	St. Louis, Mo.	Lutheran North HS
82	Paul Taylor *	WR	5-8	181	So.	St. Louis, Mo.	Oakville HS
83	Anthony Brown ***	WR	6-1	197	Sr.	Shawnee Mission, Kan.	Bonner Springs HS
83	Pete White	WR	5-8	160	Fr.	Lee's Summit, Mo.	Lee's Summit HS
84	Chico Orlando	TE/LB	6-2	228	R-Fr.	Hillsboro, Mo.	Hillsboro HS
85	Trevor Allinson	WR	6-0	186	R-Fr.	Kirksville, Mo.	Kirksville HS
86	Kevin Montgomery	WR	5-5	142	R-Fr.	Camdenton, Mo.	Valparaiso St. (Ind.)
87	Tony Pucci	WR	5-11	172	So.	St. Louis, Mo.	Oakville HS
89	Sterling Lopez *	TE	6-1	228	Jr.	Anchorage, Alaska	South HS
90	MJ Kang **	DL	6-0	252	Sr.	Ames, Iowa	Ames HS
90	Brady Zwanziger	DE	6-3	220	Fr.	Cedar Falls, Iowa	Cedar Falls HS
91	John Jeskey	DL	6-2	220	Fr.	Warrenton, Mo.	Warrenton HS
92	Nic Abbate *	DE	6-1	215	So.	Carol Stream, Ill.	Glenbard North HS
93	Justin Tubb	DL	6-5	225	Fr.	DeSoto, Mo.	Grandview HS
94	Patrick Blackwell **	DE	6-0	237	Jr.	Arlington, Texas	Arlington HS
95	Jeramey Dockery *	DL	5-11	265	So.	Flower Mound, Texas	Flower Mound HS
96	Matthew Smith *	DE	6-2	242	So.	Mt. Zion, Ill.	Mt. Zion HS
97	Ryan Summers ***	DL	6-1	240	Sr.	St. Charles, Mo.	Francis Howell Central HS
97	Derek van Kluyve	DL	6-4	240	Fr.	Camdenton, Mo.	Camdenton HS
98	Evan Cerven	TE	6-5	200	Fr.	Bowling Green, Mo.	Bowling Green HS
99	Gavin Frevert	DL	6-3	270	Fr.	Jefferson City, Mo.	Helias HS





Depth Chart/Personnel Situation

Offense

<i>QUARTERBACKS (4)</i>				<i>TIGHT ENDS (4)</i>				<i>WIDE RECEIVERS (14)</i>				<i>OFFENSIVE LINE (17)</i>							
No.	Name	Ht.	Wt.	Yr.	No.	Name	Ht.	Wt.	Yr.	No.	Name	Ht.	Wt.	Yr.	No.	Name	Ht.	Wt.	Yr.
10	Taylor Breen	6-3	205	Jr.	15	Caleb Roberts *	6-3	224	Jr.	1	Donald Harvey***	5-9	168	Sr.	52	Will Maas	6-2	240	RFr.
12	Zach Tobin	5-11	185	Fr.	84	Chico Orlando	6-2	228	RFr.	6	Ethan Allen *	6-0	181	Fr.	58	Aaron Tjarks **	6-5	278	Sr.
14	Conrad Schottel *	6-3	209	So.	89	Sterling Lopez	6-1	228	Jr.	11	Michael Mayszak *	6-2	212	Jr.	61	Erik Stone *	6-1	274	So.
17	J.B. Clark	6-2	218	Sr.-T	98	Evan Cerven			Fr.	16	Andy Mundwiller **	6-1	207	Sr.	62	Phil Francois **	6-4	302	Sr.
										18	Dallas Grier *	6-2	200	So.	63	Brad Hardin	6-3	290	Fr.
										21	Shane Belfield	5-10	184	RFr.	64	Jason Baker	6-4	327	RFr.
										80	Tyler Sprigg	6-4	190	Fr.	65	John Laurence	6-3	270	Fr.
										81	Ivan James	6-1	183	So.	66	Patrick Cosgrove	6-3	273	RFr.
										82	Paul Taylor *	5-8	181	So.	68	Brandon Campbell	6-2	263	RFr.
										83	Anthony Brown ***	6-1	197	Sr.	70	Ben Brown	6-2	259	So.
										83	Pete White	5-8	160	Fr.	71	Steven Backes	6-5	278	So.
										85	Trevor Allinson	6-0	186	RFr.	72	Blake Holland **	6-2	298	Jr.
										86	Kevin Montgomery	5-5	142	RFr.	73	Steve Bosilovatz *	6-4	270	So.
										87	Tony Pucci	5-11	172	So.	76	Dan Tweeton ***	6-2	298	Sr.
															77	Nathan Smitley	6-2	254	RFr.
															78	Nick Tufts	6-4	285	Fr.
															79	Charlie Brynac	6-4	300	Fr.

<i>RUNNING BACKS (10)</i>				
No.	Name	Ht.	Wt.	Yr.
22	Matt Jacobs	5-6	187	RFr.
23	Tracy Milo *	5-8	199	So.
25	Harnish Ayora ***	5-10	224	Sr.
25	Aaron Pearson	5-7	175	Fr.
26	Will Mosquera *	5-9	216	Jr.
29	Garrett White	6-1	200	RFr.
38	Scott Stevens *	5-8	186	Jr.
39	Justin Corcoran *	6-0	212	So.
41	Wes Allen *	6-0	186	So.
43	Matthew Bell	6-1	218	RFr.
44	Jeff Klott **	6-0	238	Jr.

Defense

<i>DEFENSIVE LINE (19)</i>				<i>LINEBACKERS (11)</i>				<i>DEFENSIVE BACKS (20)</i>						
No.	Name	Ht.	Wt.	Yr.	No.	Name	Ht.	Wt.	Yr.	No.	Name	Ht.	Wt.	Yr.
53	Jake Fletcher	6-2	226	So.	33	Adam Reynolds ***	6-2	218	Sr.	2	Terrence Byrd***	5-9	176	Sr.
55	Ryan Johnson	6-0	230	So.	42	Ja'Cobe Britt **	5-11	220	Jr.	2	Steven Day	5-11	192	Fr.
56	Devin Gillespie	6-1	215	Fr.	45	Wade Pelc *	5-11	219	Jr.	4	Max Marr **	5-11	196	Jr.
57	Kade Kinney	6-0	232	So.	46	Connor Nagel	5-10	204	RFr.	7	Kaaron Carter *	5-9	167	Jr.
60	Tom Million	6-2	260	Fr.	47	Dahn Kemp	5-9	226	So.	8	Cory Weeks	6-0	202	So.
74	Harold Lloyd **	6-2	283	Sr.	48	Hank Sitkiewicz **	6-1	231	Sr.	9	Robert Gayden **	6-0	188	Jr.
75	Jared Stumpe *	5-11	265	Jr.	49	Charlie Heinzmann *	5-11	208	So.	16	Curtis Secrest	5-9	180	Fr.
90	M.J. Kang **	6-0	252	Sr.	50	Brad Young *	6-0	232	So.	17	Kyle Arthaud	6-0	190	Fr.
90	Brady Zwanziger	6-3	220	Fr.	54	Dustin Howard *	6-1	209	So.	19	Richie Schumacher **	6-2	209	Jr.
91	John Jeskey	6-2	220	Fr.	58	Leffielle Agbohlah			Fr.	20	Michael Elliott ***	5-9	192	Sr.
92	Nic Abbate *	6-1	215	So.	59	Gavin Hall	5-10	180	Fr.	20	Nate Gorman	6-1	180	Fr.
93	Justin Tubb	6-5	225	Fr.						24	Dennis Walls **	5-11	175	Jr.
94	Patrick Blackwell **	6-0	237	Jr.						27	Kurt Loyd	5-11	178	RFr.
95	Jeramey Dockery *	5-11	265	So.						28	Brady Schroeder	6-0	163	RFr.
96	Matthew Smith *	6-2	242	So.						30	Adam Nelson	6-1	206	RFr.
97	Ryan Summers ***	6-1	240	Sr.						33	Riley Williams	5-11	190	Fr.
97	Derek van Kluyve	6-4	240	Fr.						34	Luke Lamar	6-1	175	Fr.
99	Gavin Frevert	6-3	270	Fr.						35	Kyle Whitcher *	5-9	176	Jr.
										37	Earl Jackson	5-8	186	Jr.
										40	Tremaine Millender **	5-10	207	Jr.

Special Teams

<i>KICKERS/PUNTERS (4)</i>				
No.	Name	Ht.	Wt.	Yr.
1	Justin Wittrock	6-2	160	Fr.
5	Derek Koon	5-7	168	So.
13	Eric Phillips	6-1	186	Jr.
36	Jacob Lamp	6-1	175	RFr.

<i>LONG SNAPPERS (1)</i>				
No.	Name	Ht.	Wt.	Yr.
67	Greg Eagle **	5-10	228	Jr.

PROJECTED STARTERS
* Letters Earned





Coaching Staff - Gregg Nesbitt



GREGG NESBITT

Head Football Coach - Second Year

M.S. Sports Administration - Truman (1987)
B.S. Physical Education - Truman (1980)

Email: nesbitt@truman.edu

2007-09 - Def. Coordinator - Univ. of Central Mo.
2006 - Def. Coordinator - Central Methodist
1993-05 - Head Coach - Hickman HS
1990-93 - Def. Coordinator - Truman
1984-89 - Head Coach - Hannibal HS

Since taking over the Truman Football program in December 2009, Gregg Nesbitt has brought tradition, alumni, and a winning attitude back to the campus where he played and served as an assistant coach over the past two decades.

In his first season at the helm of the Bulldogs, the team finished two wins better than the previous season and had eight members of the squad named to the MIAA all-conference team.

Truman started the '10 season with a pair of non-conference victories over Saint Joseph's (Ind.) and Southwest Baptist University before falling late to Fort Hays State to open up conference play. The 'Dogs then suffered three straight losses to nationally-ranked teams but won Homecoming 23-6 over Missouri Southern.

The next week, the Bulldogs scored 14 points in the final five minutes to pull off a thrilling 37-34 win at Emporia State.

Truman would play in two more thrillers at seasons end as they were on the wrong side of both. A game ending field goal gave Pittsburg State a 17-14 win on Nov. 6th and in one of the wildest games in Bulldog history, Nebraska-Omaha would score with 30 seconds left to pull out a 62-61 win in the season finale.

The Truman defense was one of the top pass rushing teams in the MIAA and had five members earn all-MIAA honors. Michael Elliott was a first-team selection as well as earning honorable mention all-America honors. Ryan Ploesser, Anthony Freeman, Adam Reynolds, Patrick Blackwell and Tremaine Millender were all defensive players on the all-conference list.

Offensively, the Bulldogs rushed for more yards in nearly 13 years with senior quarterback Phil Davis gaining 913 yards on the ground and

1502 yards through the air. Freshman wideout Dallas Grier had the most receiving yards by a Bulldog in six seasons with 548 in 33 catches. Grier earned all-conference honors as well as offensive lineman Dan Tweeton.

Following the 2010 season, Nesbitt was honored and inducted into the Missouri High School Football Coaches Association Hall of Fame.

Nesbitt, a native of Hannibal, Mo., received both his bachelor's and master's degrees from Truman while playing for the Bulldog Football team from 1976-1979. He earned his bachelor's degree in 1980 before adding his master's degree in 1987.

As an alumnus of Truman, Nesbitt returned to his hometown and was the head coach for Hannibal High School from 1984-89 leading the Pirates to the state playoffs in his final three seasons. Nesbitt also served as





Coaching Staff - Gregg Nesbitt

the school's Athletic Director.

In 1990, Nesbitt returned to Kirksville and the Truman family to join Eric Holm's staff as linebackers coach and defensive coordinator. During his time back as a Bulldog assistant, the program excelled with two nine-win seasons and two trips to the NCAA Division II playoffs (1990 & 1992).

Robert Merriman earned second team Football Gazette all-America honors as a defensive back under Nesbitt in 1992.

The Bulldogs, during those three seasons, were 23-9.

In 1993, Nesbitt left Truman to become the head coach at one of the most premier high school programs in the state of Missouri – Columbia's Hickman High School.

Nesbitt would spend the next 13 years on the sidelines in Columbia and would rack up six Missouri Class Six playoff appearances culminating in the 2004 State Championship.

In 10 of those 13 years, Hickman was ranked in the top 10 in Missouri's largest football class with 95 students receiving college scholarships and 42 named to Missouri's all-state teams.

Following his state championship in 2004, Nesbitt was named the Missouri Coach of the Year by the Associated Press, the National Federation of High School Sports Regional Coach of the Year and a nominee for the NFHS National Coach of the Year Award.

Nesbitt moved back to the college ranks in 2006 as defensive coordinator and secondary coach at Central Methodist University (NAIA) before joining Bulldog rival Central Missouri in Warrensburg prior to the 2007 season as co-defensive coordinator.



All Time Coaches

<i>Coach</i>	<i>Years</i>	<i>W</i>	<i>L</i>	<i>T</i>	<i>Pct.</i>
No Coach (1900)	1	3	2	1	.583
Todd Kirk (1903-06) *	4	10	6	1	.618
O.C. Bell (1907-09)	3	13	7	0	.650
C.B. Simmons (1910-11)	2	3	9	0	.250
H.L. McWilliams (1914-25) ^s	11	48	26	8	.634
Don Faurot (1926-34)	9	63	13	3	.816
Fred Faurot (1935-37)	3	15	5	2	.727
Earl Svendsen (1938)	1	3	5	0	.375
Malcomb Eiken (1939-41)	3	10	14	2	.423
Vincent Gehringer (1945) #	1	1	2	1	.375
James Dougherty (1945-50) #	5	19	20	8	.489
Maurice Wade (1951-66) ^s	16	99	41	2	.704
Marv Braden (1967-68)	2	9	9	0	.500
Russell Sloan (1969-71)	3	22	5	1	.804
Randel Lukehart (1972-74)	3	12	18	3	.409
Ron Taylor (1975-78)	4	26	14	2	.643
Bruce Craddock (1979-82)	4	24	19	0	.558
Jack Ball (1983-89) ^s	7	37	38	0	.493
Eric Holm (1990-94)	5	37	19	0	.660
John Ware (1995-2003) ^s	9	54	43	0	.556
Shannon Currier (2004-2008)	5	20	35	0	.303
Aaron Vlcko (2009) #	1	2	9	0	.181
Gregg Nesbitt (2010 -)	1	4	7	0	.363
Totals	103	534	367	34	.589
Official NCAA Record ^s	103	530	371	34	.585

^s The NCAA does not recognize forfeits unless they are a result of an NCAA violation. Otherwise on-the-field results apply. Truman won one game by forfeit against Missouri Wesleyan in 1920, two games by forfeit from Washburn University in 1963 and 1989, and one from Missouri Southern State University in 1997.

* Kirk was not an official coach. Bell was the first coach appointed by the Board of Regents. Dougherty also coached the last two games of 1945.

Gehringer and Vlcko were interm coaches.

During the past three seasons, the Mules defense allowed just 23.3 points per game and 378 yards per game.

While his focus at the collegiate level has been primarily on the defensive side of the football, Nesbitt called high school offenses for over 22 seasons giving him a unique perspective of being a leader on both sides of the football.

Nesbitt has also been invited to speak at over 20 coaches clinics throughout the Midwest over the past 10 seasons and has been responsible for recruiting the St. Louis Metro and out-state Missouri during his collegiate coaching years.

Nesbitt and his wife Jackie, have two sons, Kellen and Ryan.





Coordinators



JAY DAVIS

Offensive Coordinator - Second Year

B.A. Psychology - North Carolina State (2005)

The Bulldog offense under coordinator Jay Davis posted the highest rushing total in 13 years, most yards gained by an individual in seven years and most individual receiving yards in six seasons in his first year on the job.

Truman gained 1,933 yards on the ground and averaged 175.7 per game, third best in the MIAA in 2010. Senior quarterback Phil Davis gained 913 yards on the ground and was the closest Bulldog to 1,000 yards since Jerard Levenson in 2003. Will Mosquera (439) and Harnish Ayora (354) were second and third behind Davis in rushing. Truman's offense led the MIAA in time of possession at just over 31 minutes per game.

Freshman receiver Dallas Grier, who earned honorable mention all-MIAA honors, had a team-leading 33 catches for 548 yards, the most by a Bulldog receiver since 824 and Jeff Amundson in 2004 and the most by a freshman since Andrew Blakley's 805 in 1999.

Prior to coming to Truman, Davis spent the past three years as Quarterbacks coach at Division I Grambling State (La.) University as a member of Rod Broadway's staff.

During those three years at Grambling, Davis and the Tigers were 26-10 with two Southwestern Athletic Conference championships while averaging nearly 30 points per game with a balanced rushing and passing attack.

In 2007, the Tigers were 8-4 after going just 3-8 in 2006 and averaged 350 yards of total offense and 27 points per game. Grambling won the SWAC Western conference championship.

In 2008, Grambling captured the SWAC championship with an 11-2 record and victories in both the Bayou Classic (against Southern University) and the SWAC Championship game. Quarterback Greg Dillon was named all-SWAC, was the SWAC Newcomer of the year and named most valuable player in both the Bayou Classic and SWAC Championship game.

In 2008, The Tigers were first in the SWAC in both scoring offense and rushing offense after posting a 7-4 record. Grambling averaged 33.4 points per game, which was 46th in Division I, and over 190 yards rushing per game which was 12th in the nation. Through the air, Grambling averaged 163 yards per game in 09.

Dillon threw for 1747 yards as a junior with 13 touchdown passes.

Under Davis, Dillon threw for over 3100 yards in 24 career games with 31 touchdown passes.

Davis was a Division I starting quarterback at North Carolina State He played in 30 career games and throwing for over 3500 yards and 19 touchdowns in the Atlantic Coast Conference.

During his first two years at NC State, Davis was the back-up to future NFL Pro Bowl Quarterback Phillip Rivers (San Diego Chargers).

In his first year as a starter, Davis ranked second in the Atlantic Coast Conference in passing yards per game with 191.3. He threw for 2,104 yards, which was the 10th-best season mark in school history.

He was the only quarterback in the ACC to throw for more than 200 yards in six consecutive games in 2004 and had a season-high four touchdown passes in a 45-31 loss to #3 Miami (Fla.).

As a senior, Davis threw for 1,267 yards in six games, including a career high 311 against nationally-ranked Virginia Tech. He completed 60 percent of his passes that season. Davis finished his collegiate career as the ninth best passer in Wolfpack history.

Following his playing days at NC State, Davis participated in NFL mini-camps for the Tampa Bay Buccaneers and New York Jets and was an instructor at both the Phillip Rivers Quarterback Camp and the Manning Passing Academy.

Davis earned his bachelor's of arts degree in Psychology from North Carolina State University.

He was a first team all-state selection in Florida and was a three-year starter at Clearwater Central (Fla.) Catholic High School. He was named the "Player of the Year 2000" by the St. Petersburg Times.



KELLEN NESBITT

Defensive Coordinator - Second Year

B.S. Physical Education - Univ. of Central Mo. (2008)

The reigns of the Bulldog defense are controlled by Kellen Nesbitt, as he enters his second season as Defensive Coordinator.

Truman had five defensive players earn all-MIAA honors, highlighted by junior Michael Elliott garnering a first-team selection as well as Don Hansen Football Gazette' honorable mention all-America accolades in Nesbitt's first year on the job. Elliott had 91 tackles with three interceptions and a touchdown in 2010.

The Bulldogs also cut their rushing yards allowed from 2511 to 1602 under Nesbitt and were third in the MIAA in sacks with 27 and second in the conference in opponent third down conversion rate.

Joining Elliott on the all-conference team in 2010 was senior defensive lineman Ryan Ploesser, senior linebacker Anthony Freeman, junior linebacker Adam Reynolds and sophomores Patrick Blackwell (DL) and Tremaine Millender (DB).

Nesbitt spent the past three years as a defensive backs coach at the University of Central Missouri.

The Mules were tops in the Mid-America Intercollegiate Athletics Association (MIAA) in pass defense efficiency in 2007, had four all-MIAA selections, and coached All-American free safety Kendall Ricketts.

Ricketts recorded 78 tackles with 1.5 sacks, one interception and three quarterback hurries that year to earn his second straight first-team all-America honors.

Randy Shepherd was a second team all-conference choice in 2007 and Justin Brown and Steven Ehase were honorable mention defensive backs for the Mules.

Shepherd was a unanimous first-team all-conference selection in 2009 after picking off six passes and recording 77 total tackles.

Central was third in the conference in scoring defense allowing, 23.5 points per game and was fifth in the league in interceptions with 13.

In 2008, Ehase was a first-team all-league selection after leading the Mules with 84 total tackles. Ehase had three interceptions, three pass break-ups and three forced fumbles.

As a player, Nesbitt was a four-year letterwinner for the Mules recording more than 120 career tackles and starting every game his senior year at safety. He was the Mules' Special Teams player of the year in 2004 and earned the school's Markey Football Scholarship in 2006.

Nesbitt earned his bachelor's of science degree in Physical Education at UCM and was a Bright Flight Scholarship recipient.

Kellen and his wife Audrey have a young son, Blake.





Assistant Coaches



JED PAULSEN

Offensive Line/Strength - Second Year

B.A. Teaching Education - North Carolina State (2004)

Jed Paulsen is in his second year as both Truman's offensive line coach and serves as the team's Strength and Conditioning coordinator with Troy Williams.

The Bulldog offensive line allowed just 16 sacks in 11 games in 2010, which was tied for fourth in the MIAA. The line was key in helping the team gain nearly 2000 yards on the ground, the most by a Bulldog team since the 1997 season. Junior Dan Tweeton was selected as an honorable mention all-MIAA player.

Paulsen has played an integral role in developing the team's strength and conditioning program and has served on the athletics department weight room committee. That committee designed and laid out the new Athletics Weight Room that was part of the Pershing Building construction project this past year.

Paulsen, a three-year starter at North Carolina State University, joined the Bulldogs after spending two and a half years as a graduate assistant coach at the University of Central Missouri.

While working with Coach Nesbitt at UCM, Paulsen coached first team all-conference player and Honorable Mention all-American, DeMarco Cosby. As a sophomore, Cosby caught 29 passes for 623 yards and five touchdowns that set school records for yards by a tight end.

Cosby entered his junior year (2009) as a preseason all-American by D2Football.com and caught 39 passes for 513 yards and five more touchdowns while being mentored by Paulsen.

At UCM, Paulsen was also the department's Strength and Conditioning coach and worked as a counselor at the annual summer football camp.

Paulsen, originally from Rocheport, Mo. and a Hickman High School graduate, was the first four-year starter for the Hickman football program and was a three-year all-State selection. In addition, Paulsen followed in the footsteps of his father and grandfather in winning a Missouri State High School Heavyweight wrestling championship.

Paulsen was recruited by Chuck Amato and was a four-year letterwinner and three-year starter for the North Carolina State University Wolfpack.

As a senior, Paulsen served as one of the team's captains, earned the NCSU Jim Ritcher Award for Best Offensive Lineman, was named to the first-team Academic all-Atlantic Coast Conference and ACC Honor Roll, and was a preseason second-team all-ACC selection.

In 2003, Paulsen was awarded the Bob Warren Award for integrity and sportsmanship at NC State. He was a first team Academic all-ACC and ACC Honor Roll member and named to the league's honorable mention squad.

Paulsen coached both the offensive and defensive lines for the Wolfpack for two seasons following his playing career.

Paulsen and his wife Anna, a former cheerleader at NC State, have a son, Jackson.



THOMAS KEARNEY

Assistant Head Coach

Wide Receivers/Recruiting - Fifth Year

B.S. Sport Management - Peru State

M.S. Sports Administraton - Northwest Missouri

Thomas Kearney enters his fifth season as a member of the Truman Football staff and was promoted to the position of Assistant Head Coach by Gregg Nesbitt in the spring of 2011. Kearney continues to coach the wide receivers, for the second year, and along with Coach Andy Ball, handles the Bulldog recruiting efforts.

Kearney's first year on the offensive side of the ball was a success as freshman Dallas Grier was named to the all-conference team after catching 33 passes for 548 yards in 11 games. It was the highest single-season yardage for a Bulldog receiver since 2004 and most by a Truman freshman since 1999. Seven different receivers caught over 10 passes in 2010.

Prior to moving to the offensive side, Kearney had coached two all-conference defensive backs. Demetrius Lavant earned second team all-league honors as both a junior and senior for the Bulldogs in 2008 and 2009. Lavant had four interceptions during his Bulldog career with two returned for touchdowns. He capped off a homecoming overtime victory over nationally ranked Nebraska-Omaha with the first defensive score to end a game in MIAA history.

Lavant had 176 tackles with 10.5 for loss in his two seasons under Kearney. Michael Elliott earned honorable mention all-MIAA honors after recording 101 total tackles and a team-leading three interceptions in 2009. Elliott started 10 games as a true freshman and all 11 in his sophomore season.

Prior to coming to Kirksville, Kearney spent the previous two years as an assistant Head Coach at Iowa Wesleyan College.

While a member of the IWC staff, Kearney coached the defensive backs, was the recruiting coordinator and served as the team's academic liaison. Five of Kearney's defensive backs earned all-conference honorable mention awards and one defensive back was named the NAIA National Defensive Player of the Week.

While working on his Masters degree at Northwest Missouri State, Kearney coached the outside linebackers for the Bearcats. Two of his linebackers earned first-team all-MIAA honors during his time as a graduate assistant.

Kearney earned his Bachelors degree in Sports Management from Peru State College, graduating Magna cum Laude.

At Peru, Kearney served as the program's recruiting coordinator and coached the running backs, wide receivers and linebackers.

Kearney served in the United States Navy from 1988 to 1993 and was awarded the Navy's Good Conduct Medal, National Defense Service Medal, Joint Meritorious Unit Award and Cold War Recognition Certificate.

He had two daughters, Breonna and Monique and was recently married to Megan Wargo.





Assistant Coaches



ANDY BALL

Defensive Line/Recruiting - First Year

**B.S. Physical Education - Univ. of Central Mo. (2001)
M.S. Sports Business Admin - Univ of Central Mo. (2003)**

Andy Ball is now the second generation of the Ball family to call Kirksville home as he joins the staff for the 2011 season. Ball's father Randy was the team captain of the 1972 Bulldogs and won three straight MIAA Championships from 1969-71. Ball will coach the defensive line and will work with Thomas Kearney in the team's recruiting efforts.

For the past four seasons, Ball was previously in charge of the offensive line, strength and conditioning, special teams and recruiting at Missouri University of Science & Technology. During that span, Ball was part of a Miner program that set school records in 2008 for points scored and offensive yards in a season while winning the inaugural Great Lakes Football Conference championship. He has had seven all-GLFC offensive linemen under his tutelage.

"We are thrilled to bring Andy his wife Casey, and two children, daughter Riley, and son Tyler into our Bulldog football family," said Coach Nesbitt. "He comes from a coaching family with his dad Randy who became the winningest coach in the Gateway Football Conference with head coaching stops at Western Illinois and Missouri State."

Prior to his four years in Rolla, Ball spent three seasons at Culver-Stockton College in Canton, Mo. where he coached both offensive and defensive lines and was the strength and conditioning coordinator. He earned his bachelor of science in Physical Education at the University of Central Missouri in 2001 and his masters in Athletic and Sports Business Administration in 2003 also at the University of Central Missouri while working as a student and graduate assistant for the Mules staff.

Ball comes from a strong football pedigree as his father Randy was a member of three MIAA championship teams at Truman in 1969, 1970 and 1971 (under Coach Russ Sloan) and was the team captain of the 1972 team. Randy went on to spend eight seasons (1990-98) at Western Illinois University, where he is first in Leathernecks history in total wins with 64 and spent seven seasons at Missouri State University. Randy is currently the Director of Player Personnel for the Las Vegas Locomotives of the United Football League while his uncle Russ Ball is currently the vice president for Football administration for the Super Bowl champion Green Bay Packers.

Andy and his wife Casey have two children, Riley (5) and Tyler (2).



TROY WILLIAMS

Linebackers/Strength - Second Year

**M.S. Physical Education - Univ. of Central Mo. (2010)
B.S. Recreation - Albany State (2006)
B.S. Health & Physical Education - Albany State (2008)**

Troy Williams begins his second season as a member of Gregg Nesbitt's staff. Williams works with the linebackers and is the team's assistant Strength and Conditioning coach with Jed Paulsen.

Williams is a certified Sports Performance Coach through USA Weightlifting and a certified Personal Trainer through American Muscle and Fitness.

He came to Truman via the University of Central Missouri where he served in 2009 as a defensive line graduate assistant coach.

Williams played four years at Division II Albany State (Ga.) and led the Golden Rams to four consecutive SIAC titles from 2003-06 as a linebacker.

The Golden Rams played in the Division II playoffs in three of Williams four seasons under the direction of Coach Mike White.

Williams was a three-sport athlete at Fitzgerald High School in Fitzgerald, Ga. as he earned all-state, all-region and all-area honors as a linebacker.

He earned a degree in Recreation in the fall of 2007 and finished his second degree in Health & Physical education in the spring of 2008.



JOHN THOMAS

Running Backs - Seventh Year

**M.S. Physical Education - Univ. of Central Mo. (2010)
B.S. Recreation - Albany State (2006)
B.S. Health & Physical Education - Albany State (2008)**

John Thomas enters his seventh year coaching the Bulldogs and fifth year with the running backs.

Thomas' backs have been versatile the last five years as they have been used as receivers out of the backfield as well as traditional running backs. In 2010, the Bulldogs gained 1933 yards rushing, the most since the 1997 season and were third in the MIAA in yards per game with 175.7. The offense was also first in the conference in average possession time with controlling the ball just over 31 minutes per game. Four running backs, Will Mosquera, Harnish Ayora, Anton Bernard and Donald Harvey combine to carry the ball 287 times for over 1,000 yards while quarterback Phil Davis added 164 carries for 833 yards gained.

Before moving to running backs, Thomas was the wide receivers coach.

Thomas coached Ryan Bonner to honorable mention all-MIAA wide receiver honors following the 2006 season.

Thomas has worked in the Kirksville community in the area of drug-use prevention and is currently the Education Coordinator in the Human Resources Office at Preferred Family Healthcare. He has two daughters, Lauren and Allison and is engaged to marry Rhonda Ahern.



Support Staff



KEVIN WHITE
Director of Athletics Communications
15th Season

Kevin White is in his 15th season as an Assistant Athletics Director in Truman's Athletics department and his seventh year overseeing the Athletics Media Relations office.

White and assistant Tyler Madsen handle the public relations and statistical operations of all of Truman's 20 intercollegiate sports. They maintain the University's athletics website, produce media guides, weekly game notes and gameday programs. They also oversee the majority of gameday operations.

White has served as the co-men's golf coach from 2005-2008 and has been on the NCAA Division II Men's Soccer national selection committee.

He has been a member of the KRES 104.7 broadcast coverage of the Bulldogs, serving as color commentator for Bulldog women's basketball games, assisting on Bulldog Football pregame shows and various other duties with the station.

He is an member of the College Sports Information Directors of America, including a presentation at the 2010 CoSIDA Convention. He is a past member of the Board of Directors for the Kirksville Country Club and has served on boards for the Kirksville Kiwanis Club and Mary Immaculate Catholic Church.

The previous seven years, White was in charge of facility scheduling, ticket operations, transportation and game day operations.

White is a 1996 graduate of Truman with a degree in Communications-Journalism. He worked for the Athletics department in the sports information office under CoSIDA Hall of Famer Bill Cable and the late Melissa Ware. White was also the sports director at then-KNEU, the campus radio station.

He and his wife Robin have two children, Kyle (3) and a newborn, Ethan.



MICHELLE BOYD, ATC
Head Athletics Trainer
17th Season

Michelle Boyd, ATC is the Head Athletic Trainer for the Bulldogs. Boyd and her staff of three other full-time certified athletic trainers and athletic training students work with team physician Dr. John Bailey. Together, they provide quality healthcare for all of Truman's student-athletes.

Boyd is a member of the athletics department administrative team and is currently serving on the Board of Directors for the National Athletic Trainers' Association Research and Education Foundation and is president of the Missouri Athletic Trainers Association.

At the 2009 NATA Convention, Boyd was honored with an Athletic Training Service Award and will be the incoming president of the Missouri Athletic Trainers Association

Boyd serves as program director for one of the state's premier Athletic Training Education programs. The Athletic Training Major is an accredited program that prepares graduates to become certified athletic trainers.

She received her bachelor's degree in Kinesiology in 1992 from the University of Illinois-Champaign and her master's in Exercise Physiology from the University of Pittsburgh in 1994.

As a graduate student, Boyd worked as the head athletics trainer at Quaker Valley High School in Leetsdale, Pa.



Dr. John Bailey
Team Doctor

Purple Pride

Purple Pride Ambassadors are active, positive members of the Truman Football Family. Members exhibit enthusiasm and appreciation for the players throughout the season, arrange team send-offs, attend all home and select away games, participate in the recruiting process of prospective players, conduct fall and spring campus tours and assist the coaching staff with office duties, fundraising events and community service activities.

Student Assistants



Brett Boyer



Shea Carr



Greg Chastain

- | | | |
|------------------------------------|--------------------------------|-------------------|
| Cassie Beard - President | Lindsay Burcham - Social Chair | Katherin Sattovia |
| Kyle Theobald - Vice President | Abby Kihn | Kim Goodnum |
| Carrie Schremp - Treasurer | Brittany Whittaker | Marya Miles |
| Jasmin Williams - Recruiting Chair | Brynn Abram | Megan Mannion |
| Sam Wittmayer - Recruiting Chair | Cara Lowry | Meghan Krepel |
| Kourtney Bowyer - Spirit Chair | Danielle Williams | Missy Tupica |





2011 Returning Players



Nic Abbate

6-1
215 lbs.
Sophomore
Carol Stream, Ill.
(Glenbard North HS)
Major: Exercise Science



DEFENSIVE LINE

Defensive Career	--Tackles--			TFL-Yds	Sacks No-Yds	Int-Yds	--Fumbles--		
	GP	Solo	Asst				Total	Rec-Yds	FF
	10	8	7	15	2.5-25	2.0-23	0-1	1-0	0

Truman
2010: Played in ten games as a true freshman... made an immediate impact with sacks in his first two games, including one on the final play against St. Joseph's College in the season opener on fourth down for a loss of 13 yards...recorded a season high five tackles the following week in a 33-30 victory against Southwest Baptist...his second sack ended an SBU threat late in the fourth quarter that took the Bearcats out of field goal range.

High School: Abbate had 75 tackles (39 solo and 18 for loss) with nine sacks, six forced fumbles and an interception while helping the Glenbard North Panthers to the semifinals of the Illinois Class 8A championship bracket. Abbate was a unanimous choice as the DuPage Valley Conference linemen and Defensive Linemen of the year. The Panthers were 11-2 in 2009 with the two losses coming against the Class 7A State Champion (W. Warrensville South) and the Class 8A runner-up (Marist-Chicago). He was named to the Illinois High School Football Coaches Association, EdgyTim/Rivals.com, News-Gazette.com and Chicago Tribune all-state teams. In addition, Abbate was an all-area pick by the Chicago Sun Times and Daily Herald.



Ethan Allen

6-0
181 lbs.
Sophomore
Kahoka, Mo.
(Clark County HS)
Major: Exercise Science



WIDE RECEIVER

Truman
2010 - Redshirted ... member of the MIAA Academic Honor Roll.

High School - Led the Clark Co. Indians to an undefeated season that was capped off with a state championship.



Wes Allen

6-0
186 lbs.
Sophomore
St. Charles, Ill.
(St. Charles East HS)
Major: Exercise Science



RUNNING BACK

Truman
2010: Appeared in two games ... a member of the MIAA Academic Honor Roll.

2009 - Redshirt

High School - Three-year starter and letter earner ... rushed for 1,992 yds and 29 tds his senior season... was Team Captain, Illinois All State, Two-time Upstate Eight all-Conference, and two-time Team Offensive MVP... rushed for 4,250 career yards and 58 touchdowns...also ran track...son of Keith and Mary Allen.



Trevor Allinson

6-0
186 lbs.
Redshirt Freshman
Kirksville, Mo.
(Kirksville HS)
Major: Business Administration



WIDE RECEIVER

Truman
2010 - Redshirted ... member of the Academic Honor Roll.

High School - Allinson was a three-sport standout at Kirksville High School where he started and lettered in football, basketball and baseball. Allinson threw for 16 touchdown passes his senior season while earning the team's offensive MVP award. He averaged 10 points and four assists per game on the basketball court and hit .317 with a .460 on-base percentage while stealing 17 of 19 bases during baseball season.



2011 Returning Players



Harnish Ayora

5-10
224 lbs.
Senior
Casa Grande, Ariz.
(Casa Grande Union HS)
Major: Exercise Science

25

RUNNING BACK

Offensive	Rushing						Receiving					
	GP	Att	Yds	TD	YPR	YPG	Rec.	Yds	TD	YPC	YPG	
Career	27	185	599	10	3.2	22.2	8	51	0	6.5	1.9	

*** Longest play - 23-yard run vs. St. Joseph's College (8/28/10) ***

Truman: 2010 - Started nine of ten games played ... averaged 3.2 yards per carry with 354 total yards rushing ... ranked third on team in total rushing yards ... scored 6 touchdowns ... had 25 carries for 95 yards and a pair of scores against SJC to open the 2010 season ... caught his only two passes out of the backfield against SJC as well ... scored two more times against SBU in week 2 before reaching the end zone against MSSU in week 7 and ESU in week 8 ... member of the MIAA Academic Honor Roll.

2009 - Played in ten games, rushing for 145 total yards...scored four touchdowns, good for second-most on the squad...had nine carries for 32 yards and a touchdown against Oklahoma Panhandle State...recorded a touchdown in each of the team's final two games...had 176 all-purpose yards on the year.

2008 - Game high was 41 yards against Emporia State on nine carries with a long of 13 yards, had both receptions that game as well...was the scout special teams player following Southern Arkansas game and scout offensive player of the week following Central Missouri game...an MIAA Academic Honor Roll member.

High School - Had over 3,078 yards of rushing during three-years as a starter...third all-time leading rushing in school history and one of only two players to have back-to-back 1,000 yard rushing seasons...held school single-game record with 345 yards rushing and tied record with six touchdowns...was an honorable mention all-state pick following senior year in which he rushed for 1,337 yards and 18 touchdowns...was a first-team all-region running back and a second-team all region linebacker...had 110 total tackles during senior campaign with 13 for loss and one interception.



Steven Backes

6-5
278 lbs.
Sophomore
Jefferson City, Mo.
(Helias HS)
Major: Romance Language

71

OFFENSIVE LINE

Truman

2010 - Appeared in one game against Washburn on Oct. 30 ... member of the MIAA Academic Honor Roll.

2009 - Redshirt

High School - Was an all-district offensive tackle who played for a state championship...earned an academic all-state award...was a thrower on the track team, played center in basketball and won a state championship in Archery...son of Timothy and Karen Backes.



Jason Baker

6-4
327 lbs.
Redshirt Freshman
Bridgeton, Mo.
(Pattonville HS)
Major: Health Science

64

OFFENSIVE LINE

Truman

2010 - Redshirt

High School - Baker earned second team all-state honors the past two years as an anchor at left tackle on the Pattonville offensive line. He was named the offensive most valuable player for the Pirates and was the team's captain as a senior. Baker was a first team all-conference (Suburban North) pick both his junior and senior years. As a sophomore, the Pirates advanced to the Missouri Class 5 semifinals before being defeated by Mehlville 19-13. As a junior, Baker was named honorable mention to the St. Louis all-Metro team. He wrestles at Pattonville and is a swimmer on a club team.





2011 Returning Players



Shane Belfield

5-10
184 lbs.
Redshirt Freshman
St. Louis, Mo.
(Lutheran North HS)
Major: Physics



WIDE RECEIVER

Truman
2010 - Redshirt

High School -



Patrick Blackwell

6-0
237 lbs.
Junior
Arlington, Texas
(Arlington HS)
Major: Justice Systems



DEFENSIVE LINE

Defensive	--Tackles--			TFL-Yds	Sacks		--Fumbles--		
	GP	Solo	Ast		No-Yds	Int-Yds	Rec-Yds	FF	
Career	22	23	27	50	13.5-69	11-9.5	0-0	0-0	1

Truman: 2010 - Selected to the all-MIAA Honorable Mention team ... started all 11 games for the Bulldogs ... tallied 29 tackles, ten for a loss, and also led the team in sacks with eight, totaling 51 yards lost ... led the Bulldog defense in sacks (two) and tackles for a loss (two) against ESU on Oct. 23 ... had a season-high six tackles in the season-opener at SJC ... forced a fumble at MWSU on Oct. 9 and added a QB hurry against NWMSU on Sept. 25.

2009 - Total 21 tackles after playing in all 11 games, earning seven starts...had season-highs of four tackles against both Central Missouri and Emporia State...added 1.5 sacks and 3.5 tackles-for-loss on the year.

2008 - Scout defensive player of the week following the Emporia St. game.

High School - Was a 2007 Texas 5A all-state selection and team captain...named first-team all-district as a senior after recording 90 tackles (22 for loss) and eight sacks ... forced seven fumbles and totaled 170 tackles and final two seasons...played basketball and track/field for four years each.



Matthew Bell

6-1
218 lbs.
Redshirt Freshman
Marceline, Mo.
(Marceline HS)
Major: Exercise Science



RUNNING BACK

Truman
2010 - Redshirted ... member of the MIAA Academic Honor Roll.

High School - Bell left Marceline as the school's second all-time leader in rushing yards with over 3900 including 1738 his senior season. He averaged eight yards per carry and scored 29 touchdowns while leading the Tigers to a 12-1 record in 2009. On defense, Bell recorded 113 tackles with three sacks and two fumble recoveries to repeat as an all-state first team linebacker. He has been named first team all-Lewis and Clark Conference as both a running back and linebacker the past three seasons. Bell has been a member of the KRES All-Star Team the past three years and was named to the KMZU Dream Team following his junior and senior seasons. Bell was instrumental in helping Marceline break an eight-year drought in their "Bell Game" with Brookfield HS his junior year and defended the trophy at Brookfield his senior season with a 6-0 win. He is also a state qualifier in wrestling and placed sixth as a freshman in the 215-pound weight class and helped his team to a third place finish his junior year. Bell participates in both the pole vault and shot put on the school's track team.



Steve Bosilovatz

6-4
270 lbs.
Sophomore
Plainfield, Ill.
(Plainfield Central HS)
Major: History



OFFENSIVE LINE

Truman
2010 - Played in five games, as a freshman.

2009 - Redshirt

High School - Three-year starter...earned all-Conference and First-Team all-Area Joliet honors...won Conference Championship in his senior year...Three-time letter winner in Track and Field...son of Paul and Kathi Bosilovatz.



2011 Returning Players



Taylor Breen

6-3
205 lbs.
Junior
Hamilton, Ohio
(Lakota West HS)
Major: Business Administration



QUARTERBACK

Offense	GP	Effic.	Passing				TD	Avg/G
			Cmp-Att-Int	Pct	Yds			
Career	8	54.9	14-50-3	28.0	192	1	24.0	

*** Longest play - 51-yard pass vs. Central Missouri (10/3/09) ***

Truman: 2010 - Competed in three games, attempting eight passes ... went 1-for-4 with a six-yard completion in the season-opener at SJC ... played in the first three games of the season, including the conference-opener at Fort Hays State.

2009 - Saw action under center in five games, starting two ... completed 13 passes for 186 total yards on the season ... had a touchdown toss and tallied an efficiency rating of nearly 103 against Fort Hays State ... also ran four times for 39 yards against the FHSU Tigers.

2008 - Was named the Offensive Scout Player of the Year...earned scout player of the week accolades following Missouri Southern game...leads quarterbacks with a 34" vertical leap.

High School - Threw for over 1,000 yards in 2007 as the starting quarterback...had nine passing touchdowns and seven rushing scores...added 300 yards rushing...is second in school history in career passing yards...set school single-game records with 272 passing yards and three touchdown passes.



Ja'cobe Britt

5-11
220 lbs.
Junior
Joplin, Mo.
(Joplin HS)
Major: Business Administration



LINEBACKER

Defensive	GP	Tackles			TFL-Yds	Sacks No-Yds	Fumbles	
		Solo	Ass	Total			Rec-Yds	FF
Career	19	18	23	41	5.5-29	3.5-18	0-0	0

Truman: 2010 - Played in nine games, totaling five tackles ... had three unassisted tackles, including a season-high two at ESU on Oct. 23.

2009 - Played in all but one game, starting two, and ranked second on the team with 5.5 tackles for loss... recorded 36 tackles on the season, with a season-best eight coming at Central Missouri and seven more in the season finale against Pittsburg State...had 3.5 sacks, including two for 12 total yards lost against Washburn.

2008 - Named the Bulldogs Community player of the week following Missouri Southern game.

High School - A versatile player with experience in the secondary, linebacker, running back, wide receiver and kick returner... was twice named to the first-team all-district team in Missouri Class 6 and was a two-time all-conference pick as a free safety ... member of the 2006 Ozark Conference championship team after posting a 7-3 record ... also had lettered and started in both basketball and track.



Anthony Brown

6-1
197 lbs.
Senior
Shawnee Mission, Kan.
(Bonner Springs HS)
Major: Justice Systems



WIDE RECEIVER

Offensive	GP	Rushing					Receiving				
		Att	Yds	TD	YPR	YPG	Rec.	Yds	TD	YPC	YPG
Career	23	0	0	0	0.0	0.0	38	563	2	14.8	24.5

*** Longest play - 47 yard reception vs. Mo. Western (10/10/09) ***

Truman: 2010 - Saw action in nine games, starting three, in catching 16 passes for 252 total yards and one TD ... had a season-high four receptions for 88 yards at Pittsburg State on Nov. 6 ... closed the season with a touchdown catch against UNO on Nov. 13.

2009 - Lined up in seven games, starting two...ranked second on the squad with 249 receiving yards and third on the team with 18 receptions... had six catches for 84 yards against Minnesota State and two receptions totaling 70 yards against Missouri Western...returned three kickoffs for a total of 36 yards.

2008 - Saw action in seven games with two of his four receptions coming against Washburn on Oct. 18...had a 14-yard touchdown reception in Bulldogs victory over Missouri Southern on Nov. 1.

High School - Voted the most valuable player and offensive player of the year following his senior season...had 33 catches for 467 yards and six touchdowns ... named to the 2006 all-Metro Sports football team...was part of the school's record setting 4x100 team in track with a time of 43.5...starting point guard and shooting guard and was named to the 2006 Bonner Spring Metro Classic in basketball.





2011 Returning Players



Ben Brown

6-2
259 lbs.
Sophomore
Chesterfield, Mo.
(Parkway West HS)
Major: Exercise Science

70

OFFENSIVE LINE

Truman

2010 - Made one appearance, coming against MSSU on Oct. 16.

2009 - Redshirt

High School - Was an all-conference offensive lineman...was a varsity team captain and earned the MSH-SAA Exemplary Sportsmanship Award...finished third in the conferece in the shot put...earned an academic all-American award in basketball and was given the team's hustle award...son of Steven and Karen Brown.



Terrence Byrd

5-9
176 lbs.
Senior
Katy, Texas
(James Taylor HS)
Major: History

2

DEFENSIVE BACK

Defensive	--Tackles--			TFL-Yds	Sacks		--Fumbles--		FF
	GP	Solo	Ast		No-Yds	Int-Yds	Rec-Yds		
Career	33	97	40	137	6.5-18	0-0	9-80	2-0	3

Truman: 2010 - Started all 11 games ... picked off four passes to rank fourth in the MIAA, returning the interceptions for 31 total yards ... had 44 tackles to place fifth on the squad including 30 unassisted ... had a season-high seven tackles against NWMSU on Sept. 25 ... broke up nine passes on the season, including two in games against SJC, FHSU and MWSU ... intercepted two passes against PSU on Nov. 6 for four yards ... forced a fumble and recorded a TFL against ESU on Oct. 23.

2009 - Started all 11 games at cornerback and ranked fourth on the squad with 58 total tackles, including 2.5 for a loss ... picked off two passes and had a 22-yard return against Central Missouri ... forced a fumble and returned it for a defensive touchdown against Oklahoma Panhandle State ... had nine pass deflections and seven breakups on the year ... recorded a season-high 11 tackles against Emporia State ... had Truman's first defensive extra-point off a blocked PAT in program history.

2008 - Had 35 total tackles including two tackles for loss...finished the season with three interceptions

which is 3rd on the team and one of them was returned for 27 yards and a touchdown against Fort Hays State...was tied for second on the team in pass break ups with five...also forced a fumble against Missouri S&T.

2007 - Byrd earned the Special teams scout award following the 2007 season...was a two-time scout team player of the week, following games against Missouri S&T and Fort Hays State...named the team's community involver following Missouri Southern gameweek.

High School - Was a finalist for Defensive Player of the Year in the Houston area, sponsored by the local Touchdown Club ... named 2007 Texas Class 5A first-team defense ... was a first team all-district pick and named defensive back of the year by the team ... had 49 tackles, 39 solo and forced two fumbles ... had a school record seven interceptions last season ... helped lead his high school squad to the playoffs for the first time since 1995 ... was also starting point guard on the basketball team.



Brandon Campbell

6-2
263 lbs.
R-Freshman
Imperial, Mo.
(Windsor HS)
Major: Business Administration

68

OFFENSIVE LINE

Truman 2010 - Redshirt

High School - Campbell earned first team all-district honors as both a junior and senior for the Windsor Owls. He earned KJFF Dream Team male GPA Athlete of the Year award and has been a state qualifier in Class 3 in the 215-pound weight class in wrestling. He finished second as a junior and advanced to the semi-finals in the 285-pound bracket as a senior. Campbell was named to the KJFF Wrestling Dream Team.



Kaaron Carter

5-9
167 lbs.
Junior
Warrensburg, Mo.
(Warrensburg HS)
Major: Business Administration

2

DEFENSIVE BACK

Defensive	--Tackles--			TFL-Yds	Sacks		--Fumbles--		FF
	GP	Solo	Ast		No-Yds	Int-Yds	Rec-Yds		
Career	9	0	1	1	0-0	0-0	0-0	0-0	0

Truman 2010 - Made four appearances ... had one assisted tackle against UNO on Nov. 13.

2009 - Played in five games, including two of the final three.

High School: Was a four-year letterwinner and varsity captain his senior season...had 130 carries for 672 yards and nine touchdowns before a season-ending injury after six games prior to injury, had 57 tackles, including three interceptions and 12 pass deflection...was a first-team all-conference track performer for two years in the 100 meter dash, 4x200 relay and 4x100 relay... ran 10.67 in the 100 and 21.7 in the 200.



2011 Returning Players



J.B. Clark

6-3
205 lbs.
Junior
Hamilton, Ohio
(Lakota West HS)
Major: Business Administration



QUARTERBACK

Offense	GP	Passing					Rushing						
		Eff.	Cmp	Att	Int	Pct	Yds	TD	Avg/G	Att	Yds	TD	YPC
Career	26	112.86	352	603	20	58.4	3936	37	151.3	151	90	5	0.5

Previous School: Lehigh (Pa.) University made 19 starts for the Football Championship Subdivision team over the past three seasons. Clark threw for nearly 4,000 yards with 37 touchdown passes and added five rushing touchdowns for the Mountain Hawks. As a sophomore, Clark earned most valuable player honors in the nation's oldest rivalry as he led the Mountain Hawks to their first victory in four seasons over the Lafayette Leopards. The following year, Clark won the award again as he completed passes of 17 and eight yards in overtime and threw for 292 yards in the 27-21 victory over the then 23rd ranked Leopards in the 145th meeting. In high school, Clark was a Florida 6A all-state selection along with garnering all-county and all-area accolades.



Justin Corcoran

6-0
212 lbs.
Sophomore
St. Louis, Mo.
(Pattonville HS)
Major: Mathematics



FULLBACK

Truman
2010 - Saw action in five games and was a starter once ... member of the MIAA's Academic Excellence Award, granted to student-athletes who own a 4.00 GPA ... member of the MIAA Academic Honor Roll.
2009 - Redshirt
High School - Started and played center and defensive end...lettered three years in the discus and shot put for the school's track & field team...son of Kathy Corcoran.



Patrick Cosgrove

6-3
273 lbs.
R-Freshman
Dallas, Texas
(HS)
Major: Business Administration



OFFENSIVE LINE

Truman
2010 - Redshirted ... member of the Academic Honor Roll.

High School -



Jeramey Dockery

5-11
265 lbs.
Sophomore
Flower Mound, Texas
(Flower Mound HS)
Major: Exercise Science



DEFENSIVE LINE

Defensive	GP	Tackles			TFL-Yds	Sacks No-Yds	Int-Yds	Fumbles	
		Solo	Ast	Total				Rec-Yds	FF
Career	8	2	7	9	1.0-1	0-0	0-0	0-0	0

Truman
2010 - Redshirted

2009 - Played in eight games as a true freshman, tallying nine tackles overall...had four tackles (two solo) against Emporia State and added one tackle-for-loss.

High School - Two-year starter...earned first-team all-District in 2007 and 2008...recorded 68 tackles and 4.5 sacks in his senior year...three-year letter winner in Track and Field...son of Joe and Kim Dockery.





2011 Returning Players



Greg Eagle

5-10
228 lbs.
Junior
Raytown, Mo.
(O'Hara HS)
Major: Business Administration

67

LONG SNAPPER

Truman 2010 - Played in all 11 games as the squad's long snapper on PATs and punts ... recorded a solo tackle against UCM on Oct. 2.

2009 - Saw the field in all 11 games...had three tackles (one solo) against Central Missouri...helped Bulldog to a perfect 22-of-22 on extra point attempts by being the long snapper and 8-of-13 on field goal tries.

High School - Earned first-team all-conference honors as a center...also played on the defensive line and was the squad's long snapper...performed in the shot and discus for the school's track and field team, an outfielder for the baseball team and wrestled.



Jake Fletcher

6-2
226 lbs.
Sophomore
Quincy, Ill.
(Quincy HS)
Major: Exercise Science

53

DEFENSIVE END

Truman 2010 - Did not see any game action.

2009 - Redshirt

High School - Was the defensive most valuable player and earned first team all-conference while playing middle linebacker at Quincy...son of Ronald and Jennifer Fletcher.



Michael Elliott

5-9
192 lbs.
Senior
Cypress, Texas
(Cy-Fair HS)
Major: Business Administration

20

DEFENSIVE BACK

Defensive	--Tackles--				Sacks			[--Fumbles--]	
	GP	Solo	Ast	Total	TFL-Yds	No-Yds	Int-Yds	Rec-Yds	FF
Career	32	111	94	205	2.0-30	1-24	6-100	3-0	4

Truman: 2010 - Was an honorable mention Don Hanson Division II Football All-American ... Named all-MIAA first-team as a defensive back in starting in all 11 games... led the team with 50 solo tackles to add to his total of 41 assisted tackles ... had 74 tackles in conference games ranking fourth in the conference ... tied for first in the league in fumbles forced with three ... posted a big game against MSSU on Oct. 16 with eight tackles (1 TFL), forced two fumbles and had two interceptions, including one for a TD ... recorded double-digit tackles three different times, including a season-high 14 against UNO on Nov. 13 ... snared three INTs on the season and had four pass breakups ... returned four kickoffs for 68 total yards with a long of 33 ... member of the MIAA Academic Honor Roll.

2009 - An all-MIAA honorable mention selection after seeing action in all 11 games and starting eight on the season at defensive back...had three interceptions, including a 36-yard return against Washburn...finished second on the team with 101 tackles...posted 16 tackles against Missouri Western and 15 against Emporia State...also forced a fumble in the game against ESU.

2008 - Played in 10 of the games as a special teams player and back up safety as a true freshman... recorded 10 tackles on the season with five solos... also had one pass break against Missouri Southern and a fumble recovery against Fort Hays State...was named special teams MVP following the Northwest Missouri and Emporia State games...named to the MIAA Academic Honor Roll.

High School: Started at cornerback and free safety as team went to back-to-back state quarterfinal games...named team captain and member of the all-Cypress Sun football team as a senior...received all-district honors in junior and senior seasons...team won district championships during Elliott's sophomore and junior years...had 122 tackles, ten pass breakups, five forced fumbles (two recovered), two interceptions and one touchdown as a senior...averaged more than 20 yards per kick return...also played basketball and started as a guard for four seasons.



2011 Returning Players



Phil Francois

6-4
302 lbs.
Senior
Solon, Iowa
(Solon HS)
Major: Exercise Science



OFFENSIVE LINE

Truman 2010 - Made two appearances ... member of the MIAA Academic Honor Roll.

2009 - Played five games, starting one, on the offensive line...recorded one tackle against Central Missouri.

2008 - Did not see any game action

2007 - Francois was a lifter of the week following the Fort Hays State game.

High School - Was named second team all-District and all-area as an offensive lineman ... was a two year starter and letterwinner ... also played basketball and baseball.



Robert Gayden

6-0
188 lbs.
Junior
San Antonio, Texas
(John Paul Stevens HS)
Major: Business Administration



DEFENSIVE BACK

Defensive	--Tackles--			TFL-Yds	Sacks		---Fumbles---		FF
	GP	Solo	Ast		No-Yds	Int-Yds	Rec-Yds		
Career	20	31	20	51	0.5-1	0-0	0-0	1-0	0

Truman 2010 - Participated in the last nine games for the Bulldogs and started the final eight ... had 36 total tackles (23 unassisted), a forced fumble and a fumble recovery ... broke up six passes, including two against UCM on Oct. 2.

2009 - Started two games while seeing action in all 11 for the 'Dogs ... made 15 tackles on the season ... had game-highs of three tackles, including three unassisted against Washburn and three total against Nebraska-Omaha.

High School: Was a first-team all-district free safety and wide receiver...had 63 tackles with 45 solo and 18 assisted during his senior year and had 72 tackles with 33 solo his junior season...had seven pass deflections, four tackles for loss, an interception, forced fumble and fumble recovery...was a four-year starter and two-year letterwinner...ran the 400, 4x400 and 4x200 for the school's track team.



Dallas Grier

6-2
200 lbs.
Sophomore
Frisco, Texas
(Justin Wakeland HS)
Major: Communications



WIDE RECEIVER

Offensive	GP	-----Rushing-----					-----Receiving-----				
		Att	Yds	TD	YPR	YPG	Rec.	Yds	TD	YPC	YPG
Career	10	0	0	0	0.0	0.0	33	548	3	16.6	54.8

*** Longest play - 66 yard reception vs. Mo. Southern (10/16/10) ***

Truman 2010 - Named all-MIAA Honorable Mention after playing in ten games and starting nine as a freshman wide receiver ... caught three touchdown passes and finished with 548 receiving yards on 33 receptions to lead the squad ... opened his career with a five reception, 106 yard performance at SJU on Aug. 28 ... reeled in a season-high eight catches and 112 yards at ESU on Oct. 23 ... closed the year with a pair of touchdowns on five receptions against UNO on Nov. 10 ... had a season-long catch of 66 yards against MSSU on Oct. 16 ... added a tackle against Fort Hays State on Sept. 18 and recovered a PAT attempt for two points at Pitt State on Nov. 6.

High School: Grier was a unanimous choice first team all-District selection for the Wakeland Wolverines in 2009 and was the #12 receiver in Class 4A in the Dallas/Fort Worth Area. Grier caught nine touchdowns and had 941 receiving yards after helping the Wolverines to a 6-3 record. He was named the team's most valuable wide receiver and most valuable player in the secondary. For his high school career, Grier had 12 receiving touchdowns and 1,444 receiving yards. He was a first team all-County Wide Receiver last season. Grier is also a member of the school's basketball and track teams.





2011 Returning Players



Donald Harvey

5-9
168 lbs.
Senior
Richmond, Texas
(Ft. Bend Bush HS)
Major: Communications



WIDE RECEIVER

Offensive	Rushing						Receiving				
	GP	Att	Yds	TD	YPR	YPG	Rec.	Yds	TD	YPC	YPG
Career	33	148	713	7	4.8	21.6	51	429	3	8.4	13.0

*** Longest play - 68 yard reception vs. Fort Hays State (9/27/08) ***

Truman: 2010 - Saw action in all 11 games, starting three, in rushing 28 times for 182 total yards and four touchdowns ... added 11 catches for 169 yards and one receiving TD ... also served as a primary kick returner, returning 16 kickoffs at an average of 22 yards per return ... broke out against UNO in the season finale with 17 carries for 131 yards and three scores ... had a 55-yard kickoff return to set a season-long against FHSU on Sept. 18.

2009 - Played in all 11 games and rushed for 256 total yards - second-most on the team...had six carries for 70 yards and a touchdown against Oklahoma Panhandle State and seven carries for 59 yards against Missouri Southern...posted 317 all-purpose yards, fourth-most of any Bulldog.

2008 - Appeared in all 11 games as a red-shirted freshman...had four touchdowns, two rushing and two receiving...rushed for 275 yards and caught 25 passes for 199 yards...had a season high 97 total yards against Fort Hays including a 68 yard reception for a touchdown on the first play of the game.

High School: Held several school records including all-time receptions all-time leading rusher with 2,565 yards, over 3,000 all-purpose yards, all-time touchdown leader with 24 and most points scored in a career...a two-time offensive MVP and first-team all-district selection following senior season...a two-time academic all-district honoree...played basketball as well.



Charlie Heinzmann

5-11
208 lbs.
Sophomore
Metamora, Ill.
(Metamora HS)
Major: Biology



LINEBACKER

Defensive	Tackles				Sacks	Int-Yds	Rec-Yds	FF
	GP	Solo	Ast	Total				
Career	10	7	6	13	1.52	0-0	0-0	0

Truman 2010 - Appeared in ten games, totaling 13 tackles including seven unassisted ... tallied three tackles in a game twice, doing so in back-to-back weeks against WU (Oct. 30) and PSU (Nov. 6) ... member of the MIAA Academic Honor Roll.

2009 - Redshirt

High School - Four-year starter and letter earner... recorded 96 tackles and 9.5 sacks his senior season... was a member of a state championship team in 2007 and runner-up in 2008...earned all-state by the Illinois Football Coaches Association, academic all-state, and all-area Journal Star... also participated in Basketball, Track and Bass Fishing...son of Chuck and Laure Heinzmann.



Blake Holland

6-2
298 lbs.
Junior
Oak Point, Texas
(Denton Ryan HS)
Major: Business Administration



OFFENSIVE LINE

Truman 2010 - Played in a total of nine games, starting three, as a member of the offensive line.

2009 - Played in and started each of the final five games of the season as a true freshman.

High School - Was a three-year starter at offensive tackle...earned first team all-District in 2007 and 2008...didn't allow a sack in his sophomore and senior seasons...earned first-team pick to Dave Campbell's Texas Football Magazine his senior year...four-year letter winner in track and field throwing the shot-put and the discus...son of Gary and Lori Holland.



2011 Returning Players



Dustin Howard

6-1
209 lbs.
Sophomore
Elkhart, Ill.
(North Polk HS)
Major: Exercise Science



LINEBACKER

Defensive	--Tackles--			TFL-Yds	Sacks		--Fumbles--	
	GP	Solo	Asst		No-Yds	Int-Yds	Rec-Yds	FF
Career	1	0	1	0.0-0	0.0-0	0-0	0-0	0

Truman 2010 - Made one appearance against PSU on Nov. 6, recording one tackle ... member of the MIAA Academic Honor Roll.

2009 - Redshirt

High School - Was named all-state (Class 2A) after recording 107 tackles and rushing for over 1,000 yards... was a first-team all-district line backer and named the district's most valuable defensive player... a four-sport athlete with participation in basketball, track & field and baseball... son of Jeff and Beth Howard.



Earl Jackson

5-8
186 lbs.
Junior
St. Louis, Mo.
(Eureka HS)
Major: Justice Systems



DEFENSIVE BACK

Defensive	--Tackles--			TFL-Yds	Sacks		--Fumbles--	
	GP	Solo	Asst		No-Yds	Int-Yds	Rec-Yds	FF
Career	16	17	7	0.0-0	0.0-0	0-0	1-0	0

Truman: 2010 - Took part in seven games, starting two ... recorded 20 tackles, including a season-best seven in the season-opener at SJC on Aug. 28 ... scooped up a fumble recovery and broke up a pass on Sept. 25 against NWMSU.

2009 - Recorded four tackles in nine games played...took down three Oklahoma Panhandle State players in team's first win of the season.

2008 - Was the scout special team's player of the week following the Pittsburg State contest.



Matt Jacobs

5-6
187 lbs.
R-Freshman
Marshall, Mo.
(Marshall HS)
Major: Accounting



RUNNING BACK

Truman 2010 - Redshirted ... a member of the MIAA Academic Honor Roll.

High School - Jacobs has been the workhorse of the Marshall Owls and Coach Paul Thomas over the past two seasons. Jacobs has over 600 carries and 3000 yards during his junior and senior seasons. He has scored 30 touchdowns to earn unanimous first-team all-North Central Missouri Conference accolades both years. Jacobs is a two-time all-district first team running back and a second-team all-state selection. He has been named to the KMZU Dream Team. In addition to football, Jacobs has been a member of the school's track team as a sprinter and a wrestler.



Ivan James

6-1
183 lbs.
Sophomore
St. Louis, Mo.
(Lutheran North HS)
Major: Business Administration



WIDE RECEIVER

Truman 2010 - Did not see any game action.

2009 - Redshirt

High School - Three-year starter and letter earner... in high school played wide receiver, cornerback, kick and punt returner... holds records for second longest run (93 yds.) and longest kick return (95) in school history... third in school history in interceptions (12)... also played basketball and track and field...son of Kevin Hill and Meredith Walker.





2011 Returning Players



Ryan Johnson

6-0
230 lbs.
Sophomore
Houston, Texas
(Cypress Creek HS)
Major: Exercise Science

55

DEFENSIVE END

Truman 2010 - Appeared in one game against FHSU on Sept. 18.

2009 - Redshirt

High School - Had 72 tackles with 18 for loss during his junior and senior seasons...also recorded eight sacks, a forced fumble and had a fumble recovery...named to the second team all-district squad following senior season...was a letterwinner on the school's golf team...son of Kevin and Barbara Johnson.



Dahn Kemp

5-9
226 lbs.
Sophomore
Clarence, Mo.
(North Shelby HS)
Major: Agricultural Science

47

LINEBACKER

Truman 2010 - Redshirted ... member of the MIAA Academic Honor Roll.

2009 - Redshirt

High School - Was a first team all-state offensive lineman and a second team all-state selection as a line-backer...recorded 143 tackles with three sacks and two interceptions...lettered in baseball and basketball as well...son of Rick and Sharri Kemp.



M.J. Kang

6-0
252 lbs.
Junior
Ames, Iowa
(Ames HS)
Major: Exercise Science

90

DEFENSIVE LINE

Defensive	[---Tackles---			TFL-Yds	Sacks No-Yds	Int-Yds	[---Fumbles---		
	GP	Solo	Asst				Total	Rec-Yds	FF
Career	21	13	21	34	3.5-19	2.5-17	0-0	0-0	0

Truman 2010 - Missed just one game in making ten appearances ... totaled 13 tackles (seven unassisted) and recorded 2.5 sacks ... had a pair of sacks in the season-opener against SJC on Aug. 28 for 13 total yards lost, tying for the Truman game-high for the season ... recorded a season-best three tackles against MSSU on Oct. 16, including a half-sack ... hurried the QB into a poor throw once against SBU on Sept. 4... member of the MIAA Academic Honor Roll.

2009 - Redshirt

High School - Four-year starter and letter earner... recorded 96 tackles and 9.5 sacks his senior season... was a member of a state championship team in 2007 and runner-up in 2008...earned all-state by the Illinois Football Coaches Association, academic all-state, and all-area Journal Star... also participated in Basketball, Track and Bass Fishing...son of Chuck and Laure Heinzmann.



Kade Kinney

6-0
232 lbs.
Sophomore
Trenton, Mo.
(Trenton HS)
Major: Exercise Science

57

DEFENSIVE LINE

Truman 2010 - Redshirted ... member of the MIAA Academic Honor Roll.

2009 - Redshirt

High School - Earned all-district honors in football and was an academic all-state selection...played center and defensive end in high school and team made the state playoffs the past two seasons...came in fourth at 215lbs in the state wrestling tournament his senior season...son of Frank and Shani Kinney.



2011 Returning Players



Jeff Klott

6-0
238 lbs.
Junior
Washington, Mo.
(St. Francis Borgia HS)
Major: Biology



FULLBACK

Offensive	Rushing						Receiving				
	GP	Att	Yds	TD	YPR	YPG	Rec.	Yds	TD	YPC	YPG
Career	20	0	0	0	0.0	0.0	2	22	0	11.0	1.1

*** Longest play - 11 yard reception vs. Emporia State 10/23/10 ***

Truman: 2010 - Played in ten games, seeing action on both sides of the ball ... had a pair of catches for 22 yards against ESU on Oct. 23 ... totaled five tackles on the year, including a season-high two against UNO on Nov. 13 ... member of the MIAA Academic Honor Roll.

2009 - Started six of ten games played, totaling 13 tackles and 2.5 tackles-for-loss...had four tackles (three solo) in the season-opener against Minnesota State...recovered a fumble against Nebraska-Omaha.

2008 - Named to the MIAA Academic Honor Roll...was the scout special team's player of the week following the Central Missouri game.

High School: Recorded 329 career tackles and was a part of former Bulldog Dale Gildehaus' St. Francis Borgia's semifinal team in 2007...was named a first-team all-state linebacker as a senior and was all-district as a sophomore, junior and senior...received all-area Defensive Player of the Year honors in St. Louis all-metro area...capped his high school career with 146 tackles, two fumble recoveries on the defensive side, while rushing for 826 yards and 15 touchdowns offensively as a senior...played basketball and track/field.



Derek Koon

5-7
168 lbs.
Sophomore
Liberty, Mo.
(Kearney HS)
Major: Business Administration



KICKER

Field Goals	FGM-FGA	Pct	01-19	20-29	30-39	40-49	50-99	Lg	BK
Career	11-18	61.1	1-1	8-9	1-6	1-2	0-0	41	2

*** Longest play - 41 yard field goal vs. Missouri Southern (10/16/10) ***

Scoring	PATs							Points	
	TD	FGs	Kick	Rush	Rev	Pass	DXP		Saf
Career	0	11-18	22-26	0	0	0	0	0	55

Truman 2010 - Saw action in all 11 games as the squad's primary kicker ... went 22-for-26 on extra points and 11-for-18 on field goals, including a season-long 41 against MSSU on Oct. 16 ... in the game against MSSU, drilled three FG's in four attempts while adding two other games with two FGs ... went 5-for-6 in the season-finale on XP's against UNO on Nov. 13.

2009 - Redshirt

High School - Was an all-conference selection in both 2007 and 2008 ...connected on 124 of 129 point after opportunities (96%) and was 12 of 17 in field goal tries with a long of 42...son of Steve and Traci Koon.



Jacob Lamp

6-1
174 lbs.
R-Freshman
Kirksville, Mo.
(Kirksville HS)
Major: Accounting



PUNTER/KICKER

Truman
2010 - Redshirt

High School - Lamp was an all-state punter his senior season after averaging 43.5 yards per punt. He was also the team leader in receptions with 21 catches and seven touchdowns. Lamp was a three-sport athlete at Kirksville as he was a member of the basketball and baseball team in addition to football. Lamp ended his baseball career with a complete game, one-hit shutout.



Harold Lloyd

6-2
283 lbs.
Senior
Janesville, Wisc.
(Jansville Parker HS)
Major: Business Administration



DEFENSIVE LINE

Defensive	Tackles				TFL-Yds	Sacks		Fumbles	
	GP	Solo	Asst	Total		No-Yds	Int-Yds	Rec-Yds	FF
Career	19	16	24	40	3.5-11	0.5-4	0-0	3-0	2

Truman: 2010 - Started all 11 games, recording 26 tackles and 2.5 sacks ... forced a fumble against ESU on Oct. 23 and recovered a loose ball on Nov. 13 against UNO ... added two pass breakups on the year ... nabbed a season-best six tackles against FHSU on Sept. 18 ... a member of the MIAA Academic Honor Roll.

2009 - Saw action in eight games, starting two, and forced two fumbles...recovered one in the season-finale against Pittsburg State...recorded 14 total tackles on the year, with a season-best five coming against Emporia State...had 1.5 tackles-for-loss overall and a half-sack against Washburn.

2008 - Transferred at semester from Wayne State (Mich.)...holds the defensive line incline press record with a lift of 376lbs...is the current team leader in the bench press at 439lbs.

High School: Earned first-team all-State, all-Region, all-Area, and all-Conference honors as an offensive and defensive lineman...also earned American Legion Student-Athlete of the Year and Marines Student-Athlete of the Year...also a four-year letter winner in wrestling and track and field...was a member for four wrestling conference championships and two track conference championships.





2011 Returning Players



Sterling Lopez

6-1
228 lbs.
Junior
Anchorage, Alaska
(Anchorage South HS)
Major: Exercise Science

89

TIGHT END

Truman: 2010 - Played in three games ... a member of the MIAA Academic Honor Roll.

2009 - Did not see any game action.

2008 - Named to the MIAA Academic Honor Roll...current leader among tight ends in bench press at 293lbs and squat at 433 lbs.

High School: Named first team all-state as a defensive end and first team all-conference as a senior...was a second team all-conference tight end and had 21 catches for 304 yards and three touchdowns...on defense, recorded 70 tackles with five sacks and one interception...won a championship in both football and basketball.



Kurt Loyd

5-11
178 lbs.
R-Freshman
Mexico, Mo.
(Mexico HS)
Major: Business Administration

27

DEFENSIVE BACK

Truman: 2010 - Redshirted ... member of the MIAA Academic Honor Roll.

High School: Loyd was a multiple threat for the Mexico Bulldogs during his senior season in which he was named first team all-conference (North Central Missouri). Loyd threw for 784 yards and three touchdowns while rushing for 10 scores and 986 yards. His biggest game on the ground came in a 19-6 victory over Kirksville in which he carried the ball 28 times for 205 yards and three touchdowns. The Bulldogs won their district championship and first round playoff game against Fulton 14-13. On the defensive side of the ball, Loyd had 40 tackles with 19 solo and a fumble recovery.



Max Marr

5-11
196 lbs.
Junior
Frisco, Texas
(Centennial HS)
Major: Business Administration

4

DEFENSIVE BACK

Defensive	[--Tackles--]				TFL-Yds	Sacks		[--Fumbles--]	
	GP	Solo	Ast	Total		No-Yds	Int-Yds	Rec-Yds	FF
Career	19	21	33	54	2.0-4	0.5-1	0-0	0-0	0

Truman: 2010 - Saw action in the final nine games of the season ... had 35 tackles on the year, including 15 unassisted ... recorded a season-high ten tackles and a half-sack against MWSU on Oct. 9, while also returning one kickoff for three yards.

2009 - Played in 10 games, starting one, en route to recording 19 tackles on the season...had a season-high seven against Oklahoma Panhandle State along with 1.5 tackles-for-loss and a half-sack.

High School: Three-year starter at linebacker and fullback...was a first-team all-district linebacker as both a senior and sophomore...named all-county linebacker as a senior and an all-county fullback as a junior...recorded 93 tackles in five games during senior season...all-academic selection in 2007...also participated in powerlifting for four years in high school.



Michael Mayszak

6-2
212 lbs.
Junior
Geneva, Ill.
(Geneva HS)
Major: Business Administration

11

WIDE RECEIVER

Truman: 2010 - Played in three games.

2009 - Played in four games, with season highlight coming in team's final game, a win against Pittsburg State, where he threw a 25-yard completion on a trick play to quarterback Phillip Davis.

2008 - Named to the MIAA Academic Honor Roll.

High School: Was team captain and named all-conference quarterback as a senior...threw for 1,471 yards and 17 touchdowns as a senior...had two rushing touchdowns and also averaged 34 yards per punt on team that went 11-1 in 2007...as a wide receiver in his junior season, Mayszak had 40 receptions for 834 yards and 12 touchdowns...was part of Class 7A quarterfinalist squad as a senior and Class 6A semifinalist squad as a junior...two-time conference champion...also played basketball.



2011 Returning Players



Tremaine Millender

5-10
207 lbs.
Junior
Frisco, Texas
(Denton Ryan HS)
Major: Biology



DEFENSIVE BACK

Defensive	[--Tackles--]			TFL-Yds	Sacks		[--Fumbles--]		
	GP	Solo	Asst		No-Yds	Int-Yds	Rec-Yds	FF	
Career	20	55	61	116	6.0-17	1.0-4	0-0	1-0	3

Longest Play - 96-yard kick return vs. Neb.-Omaha 11/13/10

Truman: 2010 - An all-MIAA Honorable Mention pick that contributed both on defense and special teams ... started all 11 games, recording 61 tackles to finish second on the team ... added three TFLs and a half-sack ... forced a fumble and had three breakups ... averaged nearly 27 yards per kickoff return, including a 96-yard return for a TD against UNO on Nov. 13 ... in that game, also recorded a season-best 12 tackles.

2009 - Totaled 55 tackles after playing in and starting nine games...brought down a season-high 12 Tigers in a mid-September home contest against Fort Hays State...added a half-sack in that game as well... recorded three tackles-for-loss on the year and forced two fumbles.

2008 - Was the scout special team's player of the week following the Northwest Missouri game and the scout defensive player of the week following the Washburn contest.

High School: Played outside linebacker, defensive end and running back as a three-year starter...recorded 326 career tackles and averaged 5.48 yards per carry while scoring 10 rushing touchdowns...had 86 tackles (15 for loss) and six sacks as a senior... received Dallas Police Chief's ethics award as a senior for community service, mentoring and tutoring...played baseball and ran track for three years each while in HS... older brother Trey played defensive back for the University of Southern Arkansas.



Tracy Milo

5-8
199 lbs.
Sophomore
Spring, Texas
(The Woodlands HS)
Major: Communications



RUNNING BACK

Truman: 2010 - Played in one game, coming in the backfield against ESU on Oct. 23.

2009 - Was a medical redshirt

2008 - Was named lifter of the week following the Northwest Missouri game and was the scout offensive player of the week after the Pittsburg State game.

High School: Had 780 yards and nine touchdowns through seven games before an injury his senior season...gained over 1000 yards during junior season and was named first-team all-County and first-team all-District...a letterwinner for the school's track team competing in the 100 and 200 meter dash events... named honorable mention academic all-state following senior season and was an academic all-district selection.



Kevin Montgomery

5-5
142 lbs.
R-Freshman
Camdenton, Mo.
(Camdenton HS)
Major: Exercise Science



RUNNING BACK

Previous School: 2010 - Was a redshirt at Valpariso (Ind.) University.

High School:



Will Mosquera

5-9
216 lbs.
Junior
Humble, Texas
(Eisenhower HS)
Major: Justice Systems



RUNNING BACK

Offensive	GP	-----Rushing-----				-----Receiving-----					
		Att	Yds	TD	YPR	YPG	Rec.	Yds	TD	YPC	YPG
Career	12	97	418	1	4.3	34.8	10	47	1	4.7	3.9

*** Longest play - 47 yard rush vs. Washburn (10/30/10) ***

Truman: 2010 - Carried the ball 96 times for 417 yards and a touchdown in 11 games ... also added ten catches for 47 yards and a TD as a receiver ... had a season-long run of 33 yards against WU on Oct. 30 ... scored both on the ground and through the air against ESU on Oct. 23 in a Truman win ... his 495 all-purpose yards ranked fifth on the squad.

2009 - Saw action in one game and had one carry for one yard in that contest against Nebraska-Omaha.

2008 - Broke the all-time running back record for a 330lbs incline press.





2011 Returning Players



Andy Mundwiller

6-1
207 lbs.
Senior
Washington, Mo.
(St. Francis Borgia HS)
Major: Exercise Science



WIDE RECEIVER

Offensive	Rushing						Receiving					
	GP	Att	Yds	TD	YPR	YPG	Rec.	Yds	TD	YPC	YPG	
Career	18	19	22	0	1.2	1.2	13	95	0	7.3	5.3	

*** Longest play - 19 yard reception vs. Neb.-Omaha (11/13/10) ***

Truman: 2010 - Played in the final ten games, starting five ... reeled in a season-best four catches WU on Oct. 30 ... had 13 receptions for 95 yards, with a long of 19, on the season ... returned eight punts for 48 yards, an average of six yards per return.

2009 - Started once in eight games played at quarterback... threw for 212 yards on 16 completions for the season ... went 12-for-26 with 122 total yards passing against Missouri Southern ... added a 4-for-8 with 90 yards through the air and 30 yards on the ground in a game against Missouri Western.

2008 - Named to the MIAA Academic Honor Roll...named lifter of the week following the Northwest Missouri game.

High School: Named all-Area in football and first team all-district in baseball for St. Francis Borgia...threw for over 1,400 yards his junior season and 1,500 yards during senior year...had an 80 yard touchdown strike during his junior year.



Conner Nagel

5-10
204 lbs.
R-Freshman
Lemont, Ill.
(Lemont HS)
Major: Justice Systems



LINEBACKER

Truman: 2010 - Redshirted ... member of the MIAA Academic Honor Roll.

High School: Nagel led both his team and conference in tackles in both his junior and senior seasons to earn honorable mention all-state honors. He had 105 tackles with 27 solo, seven sacks and three fumble recoveries as a senior and 137 with 54 solo and three sacks as a junior. He was a key member of the Indians squad that finished second in Class 6A in 2007 and 2008 and was 10-2 in 2009. Over the past three years, Lemont has posted a record of 34-6. Nagel is a two-time all-conference (South Suburban) selection and has been named to all-area teams by the Chicago Tribune, Chicago Sun Times and Southtown Star. Nagel was a member and starter of the school's wrestling team.



Adam Nelson

6-1
206 lbs.
R-Freshman
Walford, Iowa
(Cedar Rapids Prairie HS)
Major: Business Administration



DEFENSIVE BACK

Truman: 2010 - Redshirted ... member of the MIAA Academic Honor Roll.

High School: Nelson was named first team all-Mississippi Valley Conference and was a first-team all-metro defensive back. He had 154 career tackles including four interceptions at the Iowa Class 4A Cedar Rapids Prairie High School. In addition to defense, Nelson ran the ball 92 times for 431 yards and eight scores and was also the team's punter with a 35.3 yards per punt average. Nelson was named the punter of the year by the MVC and was an all-metro area punter. In 2007, he broke the school's freshman scoring record with 20 touchdowns. Nelson is a member of three other teams at Prairie High as he played basketball, baseball and was a member of the track team.



Chico Orlando

6-2
228 lbs.
R-Freshman
Hillsboro, Mo.
(Hillsboro HS)
Major: Exercise Science



TIGHT END/LINEBACKER

Truman: 2010 - Redshirted ... member of the MIAA Academic Honor Roll.

High School: Orlando recorded over 200 tackles in his final two seasons as a member of the Hillsboro Hawks team. He was the team's most valuable defensive player for three years straight and earned Mississippi Area all-conference accolades as a tight end and linebackers. Orlando was a two-time first team selection as a tight end and second team all-area pick as a junior at the linebacker position. As a senior captain, Orlando earned first-team all-league honors as a defensive end and was an all-region end. In addition to football, Orlando earned all-conference honors as a discus thrower, and lettered in both baseball and basketball.



2011 Returning Players



Wade Pelc

5-11
219 lbs.
Junior
Stromsburg, Neb.
(Cross Country HS)
Major: Exercise Science

45

LINEBACKER

Defensive	[--Tackles--]			TFL-Yds	Sacks		[--Fumbles--]	
	GP	Solo	Ast		No-Yds	Int-Yds	Rec-Yds	FF
Career	8	5	8	13	3.0-19	2.0-12	0-0	0-0

Truman: 2010 - Played in eight contests, recording 13 total tackles ... added three TFL's and two sacks for the season ... had a season-best three tackles three different times ... had a pair of TFL's and a sack in the season-opener at SJC on Aug. 28 ... a member of the MIAA Academic Honor Roll.

2009 - Did not see any game action.

2008 - Named to the MIAA Academic Honor Roll.

High School: Was an honorable mention all-state pick along with earning all-district and all-area selections as a senior...had 110 tackles with five for loss and a forced fumble with a touchdown also as a senior...played legion baseball and lettered in track and field as a thrower.



Eric Phillips

6-1
186 lbs.
Junior
Overland Park, Kan.
(Blue Valley NW HS)
Major: Exercise Science

13

PUNTER

Punting	G	No.	Yds	Avg	Long	TB	FC	I20	Blkd

Truman: 2010 - Punted 64 times in 11 games with an average of 35.9 yards per punt ... forced 22 fair catches and pinned 19 punts inside the opponents' 20-yard line ... had three punts of 50 yards or more, including a season-long of 52 at FHSU on Sept. 18 ... kept the Tigers inside their 20-yard line four times in that game as well ... only had two touchbacks ... in seven punts at MWSU on Oct. 9, averaged a season-best 41.9 ypp.

2009 - Averaged just shy of 39 yards per punt (38.8) in ten games, coming on to kick 62 times ... recorded a season-long of 66 yards and pinned the opposition inside the 20-yard line 12 times ... booted punts more than 50 yards on seven occasions and was blocked just once.

High School: Named all-state as a kicker and was a first-team all-Johnson County as both a kicker and a punter following senior season ... was 19-of-23 in field goal attempts for his high school career, including two of 52 yards...averaged 40.23 yards per punt with a long of 71 in 155 opportunities...was a three-time all-conference and all-Johnson County kicker and punter...son of Jim and Cathy Phillips.



Tony Pucci

5-11
172 lbs.
Sophomore
St. Louis, Mo.
(Oakville HS)
Major: Exercise Science

87

WIDE RECEIVER

Truman: 2010 - Did not see any game action ... member of the MIAA Academic Honor Roll.

2009 - Redshirt

High School: Played both wide receiver and defensive back...a two-time all-conference honoree, one first team selection and one second team pick...named all-metro honorable mention...son of Mario and Sandy Pucci.



Adam Reynolds

6-2
218 lbs.
Senior
Rockwell City, Iowa
(Southern Cal HS)
Major: Agricultural Science

33

LINEBACKER

Defensive	[--Tackles--]			TFL-Yds	Sacks		[--Fumbles--]	
	GP	Solo	Ast		No-Yds	Int-Yds	Rec-Yds	FF
Career	32	34	40	74	13.0-49	2.0-15	0-0	2-0

Truman: 2010 - Named all-MIAA Honorable Mention after starting all 11 games and recording 53 total tackles, including 9.5 for loss ... had a season-high nine tackles in a Sept. 4 game against SBU ... had fumble recoveries in back-to-back weeks during the middle of the season ... posted four pass breakups ... named an MIAA Scholar-Athlete as an all-conference performer with at least a 3.50 GPA ... member of the MIAA Academic Honor Roll.

2009 - Played in ten games and recorded 16 tackles - including a season-high five against Oklahoma Panhandle State...had 3.5 tackles for loss, with two coming against Washburn.

2008 - Played in all of the games as a special teams player and recorded five tackles with three solo... also caught a pass from Max Kleckner against Northwest Missouri State University that went for 34 yards...named to the MIAA Academic Honor Roll.

High School: Was a first-team unanimous all-district selection as a linebacker in 2006...had 86 tackles in 2006 and 148 career tackles...played fullback as well with 745 rushing yards in 2006 and 12 touchdowns...as a punter had 30 punts for a 36.1 average...was second team all-district in 2005...played basketball and ran track.





2011 Returning Players



Caleb Roberts

6-3
224 lbs.
Junior
Branson, Mo.
(Branson HS)
Major: Exercise Science



TIGHT END

Offensive	Rushing						Receiving					
	GP	Att	Yds	TD	YPR	YPG	Rec.	Yds	TD	YPC	YPG	
Career	17	22	20	1	0.9	1.2	17	177	1	10.4	10.4	

*** Longest play - 34 yard reception vs. NW Missouri (9/25/10) ***

Truman: 2010 - Started all 11 games, finishing with 17 receptions for 177 total yards ... found the end zone twice, falling on a fumble in the season-opener at SJC on Aug. 28 before catching a 7-yard pass at ESU on Oct. 23 ... had a season-best three catches against UCM on Oct. 2 ... pulled in a long reception of 34 yards against NWMSU on Sept. 25 ... a member of the MIAA Academic Honor Roll.

2009 - Played in six games, starting one at quarterback for the 'Dogs ... completed 11 passes on the year for 116 total yards ... went 9-for-12 for 110 yards before being knocked out of the game against Central Missouri ... in that game, ran eight times for 32 yards and recorded a tackle.

2008- Named to the MIAA Academic Honor Roll.

High School: Named all-conference as a quarterback and all-conference, all-district as an outside linebacker.



Conrad Schottel

6-3
209 lbs.
Sophomore
Kearney, Mo.
(Kearney HS)
Major: Exercise Science



TIGHT END

Offense	GP	Passing					Rushing						
		Eff.	Cmp	Att	Int	Pct	Yds	TD	Avg/G	Att	Yds	TD	YPC
Career	7	54.2	13	36	2	36.1	125	0	17.9	5	-2	0	-0.3

Truman: 2010 - Saw action in seven games under center ... went 13-for-36 through the air for 125 total yards ... threw for a season-best 36 yards at ESU on Oct. 23 ... a member of the MIAA Academic Honor Roll.

2009 - Redshirt

High School: Two-year starter...earned first-team all-conference and first-team all-district as a senior... threw for school record of 1,987 yards in his senior year...holds school records for passing yards in career (3,630), pass completions (138), and completion percentage (59%)...won back to back district championships and was a class 4 state semi-finalist...a two-year starter on the basketball team...son of Philip and Kristi Schottel.



Brady Schroeder

6-0
163 lbs.
R-Freshman
Minier, Ill.
(Olympia HS)
Major: Communications



LINEBACKER

Truman: 2010 - Redshirt

High School: Schroeder was named both a first team all-area and all-conference (Corn Belt) defensive back while playing for the Olympia Spartans. He earned second team all-league honors as a kick returner as a senior and was named an academic all-state honoree. The Spartans finished 4-5 last year. Schroeder broke the school record in the 100 meter dash with a time of 10.8 and has lettered in track in his final three years.



2011 Returning Players



Richie Schumacher

6-2
209 lbs.
Junior
Crystal Lake, Ill.
(Crystal Lake South HS)
Major: Exercise Science



DEFENSIVE BACK

Defensive	--Tackles--			Total	TFL-Yds	Sacks		--Fumbles--	
	GP	Solo	Ast			No-Yds	Int-Yds	Rec-Yds	FF
Career	22	47	67	114	11.5-51	2.0-20	0-0	4-0	2

Truman: 2010 - Ranked third on the squad with 61 tackles after starting all 11 games ... reached double-figures on tackles twice, including a season-high 11 in the finale against UNO on Nov. 13 ... totaled seven TFLs and 1.5 sacks ... broke up six passes, including four against SBU on Sept. 4 ... forced a fumble on Homecoming against MSSU on Oct. 16 and recovered one a week later at ESU.

2009 - Played in all 11 games, starting three of the final four, for the 'Dogs ... recorded 53 total tackles, including 4.5 for a loss ... had ten tackles (five solo) against Washburn and ten more against Missouri Southern ... recovered three fumbles - a team-high - for the season and forced one against MSSU ... credited with a half-sack against Oklahoma Panhandle State.

2008 - Was scout team defensive player of the week following the Central Missouri game ... was the Special teams scout player of the year.

High School: Two-time all-conference player ... team captain in both 2006 and 2007 ... named all-area and team defensive player of the year as a senior ... listed as a first-team scout.com combine player in 2007 ... also played baseball and lacrosse in high school.



Matthew Smith

6-2
242 lbs.
Sophomore
Mt. Zion, Ill.
(Mt. Zion HS)
Major: Biology



DEFENSIVE LINE

Defensive	--Tackles--			Total	TFL-Yds	Sacks		--Fumbles--	
	GP	Solo	Ast			No-Yds	Int-Yds	Rec-Yds	FF
Career	6	6	6	12	3.0-6	1.0-1	0-0	0-0	0

Truman: 2010 - Appeared in six games, totaling 12 tackles (six unassisted) ... had four tackles, two for a loss, and a sack at ESU on Oct. 23 ... recorded a quarterback hurry a week later against WU on Oct. 30 ... a member of the MIAA Academic Honor Roll.

2009 - Redshirt

High School: Recorded 169 career tackles with two sacks and four pass deflections ... named first team Illinois All-State 4A as an defensive end and offensive tackle ... was named to numerous all-conference, all-district and media teams ... named to academic all-state squad ... was an all-state performer on the school's track & field team ... son of Dave and Sharon Smith.



Hank Sitkiewicz

6-1
231 lbs.
Junior
Riverside, Ill.
(Riverside-Brookfield HS)
Major: Exercise Science



LINEBACKER

Defensive	--Tackles--			Total	TFL-Yds	Sacks		--Fumbles--	
	GP	Solo	Ast			No-Yds	Int-Yds	Rec-Yds	FF
Career	17	8	13	21	1.0-2	0-0	0-0	1-0	1

Truman: 2010 - Participated in seven games, recording 13 tackles and one TFL ... forced and recovered a fumble on Homecoming against MSSU on Oct. 16 ... had three tackles in a game three different times ... a member of the MIAA Academic Honor Roll.

2009 - Medical Redshirt

2008 - Played in 10 games as a red-shirt freshman ... recorded eight tackles with five solos as a special teams specialist ... was the team's lifter of the week following the Pittsburg State game.

2007 - Earned the Defensive scout award following the 2007 season.

High School: Was named first-team all-conference for football in his sophomore, junior and senior seasons ... all-area selection as a junior and senior ... team captain as junior and senior ... recorded over 260 career tackles including 117 in his senior season ... member of conference championship team during his sophomore year ... wrestled and played goalie for the water polo team.





2011 Returning Players



Nathan Smitley

6-2
265 lbs.
R-Freshman
Riverside, Calif.
(Ramona HS)
Major: Exercise Science



OFFENSIVE LINE

Truman: 2010 - Redshirt

High School: Smitley was a three-year starter on both the offensive and defensive line at Ramona High School in Riverside, Calif. He was named twice to the Inland Valley all-league team and started 32 games over the past three years. Smitley was a two-time scholar-athlete award winner and was named a National Football Foundation student-athlete.



Erik Stone

6-1
274 lbs.
Sophomore
Lindenhurst, Ill.
(Lakes Villa HS)
Major: Justice Systems



OFFENSIVE LINE

Truman: 2010 - Saw action in three games.

2009 - Redshirt

High School: A three year letter winner ... was an all-conference player as an offensive lineman... led the team in sacks and yards for loss in tackles... two-time division champ in track and field by throwing the shot and discus... son of Kevin and Susan Stone.



Scott Stevens

5-8
186 lbs.
Junior
Trenton, Mo.
(Trenton HS)
Major: Exercise Science



RUNNING BACK

Offensive	GP	Rushing					Receiving				
		Att	Yds	TD	YPR	YPG	Rec.	Yds	TD	YPC	YPG
Career	2	3	-1	0	-0.3	-0.5	0	0	0	0.0	0.0

Truman: 2010 - Redshirted ... member of the MIAA Academic Honor Roll.

2009 - Played in two games, totaling three rushes.

High School: Was team's leading receiver with five receptions for 115 yards and two touchdowns...rushed for 1064 yards and 11 touchdowns and was the fifth all-time rusher for Trenton High School history with 2004 yards...also participated in basketball and track...held school record in the 100 meter dash (11.03) and the 4x100 meter relay (44.01)...named to the KMZU Dream Team.



Jared Stumpe

5-11
265 lbs.
Junior
St. Louis, Mo.
(Avila Univ.)
Major: History



DEFENSIVE LINE

Truman: 2010 - Redshirted ... member of the MIAA Academic Honor Roll.

2009 - Did not see any game action.

Previous School: Played football and was a member of the Dean's list at Avila University.

High School: Named the all-conference lineman of the year after earning first team selections on both the offensive and defensive lines...a three-time conference champion...was also a thrower on the school's track & field squad.



2011 Returning Players



Ryan Summers

6-1
240 lbs.
Senior
St. Charles, Mo.
(Francis Howell Central HS)
Major: Business Administration



DEFENSIVE LINE

Defensive	[--Tackles--]			Sacks			[---Fumbles---		
	GP	Solo	Asst	Total	TFL-Yds	No-Yds	Int-Yds	Rec-Yds	FF
Career	31	17	23	40	6.5-19	3.0-15	0-0	0-0	1

Truman: 2010 - Played in all 11 games, starting two ... finished the year with 24 tackles and 1.5 sacks ... had five solo tackles and a forced fumble in a win at ESU on Oct. 23 ... tallied three tackles for a loss and a pair of pass breakups ... a member of the MIAA Academic Honor Roll.

2009 - Played in all 11 games on both sides of the ball...had one catch for seven yards against the Central Missouri and one solo tackle against Emporia State.

2008 - Played in nine games as a redshirt freshman...recorded 14 total tackles with six solos...also had one sack against Fort Hays State and 3.5 tackles for loss.

High School: Was a first team all-GAC South all-conference pick his senior season as well as earning all-district and state honorable mention honors as both a defensive tackle and offensive guard following senior season ... had 33 tackles with 15 for loss, nine sacks and an interception last season to lead high school team to the District Five championship ... during junior year, recorded 43 tackles, 16 for loss, seven sacks and two fumble recoveries ... broke school career sack record with 16.



Paul Taylor

5-8
181 lbs.
Sophomore
St. Louis, Mo.
(Oakville HS)
Major: Exercise Science



WIDE RECEIVER

Offensive	[-----Rushing-----]						[-----Receiving-----]					
	GP	Att	Yds	TD	YPR	YPG	Rec.	Yds	TD	YPC	YPG	
Career	4	2	14	0	7.0	3.5	4	46	0	11.5	11.5	

*** Longest play - 35 yard kick return vs. Neb.-Omaha (11/13/10) ***

Truman: 2010 - Made four appearances on both offense and special teams ... had four receptions for 46 yards, including three for 32 against FHSU on Sept. 18 ... returned six kickoffs at an average of 22.2 yards per return ... had an 18-yard run against PSU on Nov. 6.

High School: Taylor earned second team all-state defensive back honors at Oakville High School in St. Louis. He was also selected first team all-Suburban West Conference as both a wide receiver and defensive back and a second team all-league punt returner after leading the Tigers to the semifinals of the Missouri Class 6 bracket. Taylor scored 14 touchdowns with six receiving and eight rushing while also recording 84 tackles and eight sacks during his senior season and had 22 career touchdowns and 194 total tackles. He broke the school record for longest kickoff return for a touchdown at 92 yards, most sacks in a game with four, most points in a season with 86 and longest touchdown reception of 81 yards among other records broken.



Aaron Tjarks

6-5
278 lbs.
Senior
Ankeny, Iowa
(Ankeny HS)
Major: Communications



OFFENSIVE LINE

Truman 2010 - Appeared in all 11 games as a member of the offensive line, starting ten.

2009 - Started all 11 games as a member of the Bulldog offensive line...recorded two tackles, both solo efforts.

2008 - Was named the offensive lineman of the week following the Pittsburg State game and the lifter of the week after the UNO game.

High School: Was a Shrine Bowl selection after being named first team all-state in class 4A by the Des Moines Register...was also named to the first team all-conference Central Iowa Metro League, first team Elite all-state by the Register and first team Elite all-league...was a starter on squad ranked in the top 10 in Iowa and finished each season as a quarterfinalist...also an accomplished wrestler with a district championship in 2006 and was ranked seventh as a heavyweight.



Dan Tweeton

6-2
298 lbs.
Senior
Washington, Iowa
(Washington HS)
Major: Exercise Science



OFFENSIVE LINE

Truman: 2010 - Played in ten games, starting eight as a member of the offensive line ... earned all-MIAA Honorable Mention accolades ... a member of the MIAA Academic Honor Roll.

2009 - Played in six games as part of the offensive line, starting in five.

2008 - Started in all 11 games as a red-shirt freshman...led the offensive line with 22 knockdowns and had nine more than the nearest lineman...was the offensive lineman player of the week following season opening victory over Southern Arkansas...named to the MIAA Academic Honor Roll.

2007 - Was the team's strength, speed and condition award winner at the year end banquet.

High School : Was named second-team all-state in 2006 and was the Lineman of the year and team captain ... was an all-district selection the previous two years and was awarded the National Football Foundation & College Hall of Fame Scholarship ... team won only two games as a sophomore but advanced to the state finals the next season and was a state semi-finalist last year.





2011 Returning Players



Dennis Walls

5-11
175 lbs.
Junior
Pearland, Texas
(Pearland HS)
Major: Accounting

24

DEFENSIVE BACK

Defensive	--Tackles--			TFL-Yds	Sacks		--Fumbles--		FF
	GP	Solo	Ast		No-Yds	Int-Yds	Rec-Yds	FF	
Career	19	34	24	58	0.0-0	0-0	3-60	0-0	1

Truman: 2010 - Participated in ten games, tallying 40 tackles and five pass breakups ... received the team's "Special Forces" award ... recorded a season-best seven tackles and a pair of breakups at FHSU on Sept. 18 ... had 25 of his 40 total tackles go unassisted on the season.

2009 - Saw action in nine contests, making 18 tackles...had two interceptions, including a 60-yard return against Oklahoma Panhandle State...forced a fumble against Missouri Southern...had three tackles against both MSSU and Fort Hays State.

High School: A two-time all-district first-team selection ... recorded 73 tackles in 2008 with two interceptions and a fumble recovery for a touchdown ... for his career, tallied more than 100 tackles with four interceptions ... a Texas Sports Writers Association all-state nominee.



Cory Weeks

6-0
202 lbs.
Sophomore
San Antonio, Texas
(Earl Warren HS)
Major: Communications

8

DEFENSIVE BACK

Truman: 2010 - Did not see any game action.

2009 - Redshirt

High School: A four-year varsity letterwinner who broke a school record with 13 sacks...earned second-team all-district as a defensive end and was a member of a district championship team...was also a first-team all-district as a member of the school's baseball team...son of Rachel Weekes.



Kyle Witcher

5-9
176 lbs.
Junior
Waverly, Iowa
(Waverly Shell-Rock HS)
Major: Exercise Science

35

DEFENSIVE BACK

Defensive	--Tackles--			TFL-Yds	Sacks		--Fumbles--		FF
	GP	Solo	Ast		No-Yds	Int-Yds	Rec-Yds	FF	
Career	13	6	4	10	0.0-0	0.0-0	0-0	0-0	0

Truman: 2010 -Started the season-opener and appeared in eight games on the year ... finished with ten tackles, including a season-best six against SBU on Sept. 4 ... a member of the MIAA Academic Honor Roll.

2009 - Did not see any game action.

2008 - Named to the MIAA Academic Honor Roll.

High School: Recorded 1000 career rushing yards and 100-plus tackles...was a second team all-state choice and a first-team all-district selection...won three team awards, the hardest worker, iron go-hawk for weight room work and go-hawk award for attitude and character...team won district championship in 2007...was a sprinter on the track & field team and a guard on the basketball squad.



Brad Young

6-0
232 lbs.
Sophomore
Crystal Lake, Ill.
(Prairie Ridge HS)
Major: Psychology

50

LINEBACKER

Truman: 2010 - Saw action in ten games as a member of the defensive unit ... had seven total tackles, including a sack ... took down SBU quarterback for a 13-yard loss on Sept. 4 ... also had a season-high two tackles in that game.

2009 - Redshirt

High School: Was a three-year starter...earned all-Area and all-conference honors as a junior and senior...had 130 career tackles and ranks second all-time in tackles for loss...three-time conference champions...won Team Defensive MVP...also played baseball...son of Charles and Kimberly Young.



NEWCOMERS



Kyle Arthaud
Freshman
Hannibal, Mo.
(Hannibal HS)

DEFENSIVE BACK

Arthaud was a quarterback, receiver and defensive back for Coach Mark St. Clair and the Hannibal Pirates. He was a member of three straight North Central Missouri Conference championships and has been named all-conference in all three positions played. Arthaud helped the Pirates to a 9-3 record in 2010 as they claimed the Missouri Class four, district 13 championship before falling in the second round to Harrisonville 21-13. He was also an outfielder and pitcher on the Pirate baseball team.



Steven Day
Freshman
Belleville, Ill.
(Belleville West HS)

DEFENSIVE BACK

Day was named the defensive most valuable player by the Belleville News-Democrat and earned all-city and all-conference honors for coach Cameron Pettus. While playing on both sides of the ball, Day recorded 84 tackles, eight sacks and had three returns for 37 yards. Day was also an accomplished high school track and field athlete with a 14.9 time in the 110 meter hurdles and times of 39.2 and 56.42 in both the 300 and 400 meter hurdle events.



Nate Gorman
Freshman
Kansas City, Mo.
(Staley HS)

DEFENSIVE BACK

Gorman was a four-sport student-athlete at Staley High School. As a corner back for Fred Bouchard's team, Gorman's team advanced to the state semi finals in 2010 while repeating as conference, district and regional champions from 2009. He was named academic all-State and earned the school's Iron Man Award and the Dr. Dan Kahler Award. Gorman also earned all-State honors in track in 2010 as a member of the 4x100 meter relay team. He relay squad broke the school record with a time of 43.57. Outside of Track and Football, Gorman was a small forward on the school's basketball team and played golf.



Charlie Brynac
Freshman
St. Louis, Mo.
(Saint Louis University HS)

OFFENSIVE LINE

Brynac was named first-team all-Metro Catholic football league as an anchor on the offensive line. Brynac was a 2010 team captain for the Junior Bills and head coach Gary Kornfeld. SLUH was 4-6 last season while competing in class six, Missouri's largest high schools. Brynac was also a two-time all-conference academic selection.



Gavin Frevert
Freshman
Jefferson City, Mo.
(Helias HS)

DEFENSIVE LINE

Frevert recorded 106 tackles with six for loss and two sacks as a starting defensive tackle in both his junior and senior seasons for the Crusaders and Coach Christ Hentges. Over the three years Frevert lettered on the varsity squad, Helias went 33-8 and played in two Missouri Class four state championship games. Frevert was a senior captain and was named to the all-district team as both an offensive and defensive lineman while also earned all-area defensive line status. Frevert broke the school record with a 388-pound bench press and was named the school's lifter of the year.



Gavin Hall
Freshman
Boonville, Mo.
(Boonville HS)

LINEBACKER

Hall recorded 150 total tackles in 10 games as a senior for Brad Parsons' Boonville Pirates. He had 81 solo stops along with 11 tackles for loss, four sacks, two forced fumbles, two fumble recoveries and one interception on his way to being named as a first team all-North Central Missouri Conference and all-district linebacker. Hall earned the defensive most valuable player award as well as earned all-conference accolades as a fullback. He was a two-time team captain as well as an starting outfielder on the Boonville baseball team.



Evan Cerven
Freshman
Bowling Green, Mo.
(Bowling Green HS)

DEFENSIVE LINE

Cerven earned conference honors on both sides of the ball for the successful Bowling Green program in the EMO conference. He was an all-conference center while also picking up second team accolades as a defensive tackle. He was a first team district tackle. He was both an all-conference and all-district selection on the school's basketball team.



Devin Gillespie
Freshman
St. Louis, Mo.
(Hazelwood Central HS)

DEFENSIVE END

Gillespie was a 2010 all-state honoree while also being named twice to the Suburban North all-conference team. In his three years on the varsity level, Gillespie's Hawks went 38-4 and played in three straight Missouri class six title games, winning two of them. Coach Richard Nixon's squad earned a top 25 national ranking. Gillespie was also an accomplished high school wrestler and competes in shot put and discus for the school's track and field team.



Brad Hardin
Freshman
O'Fallon, Mo.
(Fort Zumwalt West HS)

OFFENSIVE LINE

Hardin was a team captain and two year starter on the offensive line for Coach Paul Day. Hardin was a 2010 all-Gateway Athletic Conference South performer as the Jaguars went 10-3 before falling the Missouri class six semi-finals to eventual state champion Rockhurst. In his three years of varsity play, Hardin gave up just three sacks. Hardin competes on the track and field team in the shot put and discus. He was a three-time honoree on the GAC-South all-academic team.





NEWCOMERS



91 *John Jeskey*
Freshman
Warrenton, Mo.
(Warrenton HS)

DEFENSIVE LINE

Jeskey was a two-way player for the 2010 Missouri Class 4 state runner-ups his senior year. He earned first team all-district on both the defensive and offensive lines. Made first team all-GAC North offensive line while picking up a second team award in the conference on the defensive line.



52 *Will Maas*
R-Freshman (Transfer)
St. Louis, Mo.
(DeSmet Jesuit HS)

OFFENSIVE LINE

Was a two-year starter and three-year letterwinner at DeSmet Jesuit High School in St. Louis...attended St. John's University (Minn.) last fall but did not play football.



16 *Curtis Secrest*
Freshman
Elburn, Ill.
(Kaneland/Maple Park HS)

DEFENSIVE BACK

Secrest was captain of both the football and track teams while attending Kaneland/Maple Park High School. He was a two-time state qualifier in track in both his junior and senior years while also earning the school's award for Hard Work and Dedication. His 2010 track team finished second in Illinois.



34 *Luke Lamar*
Freshman
Crystal Lake, Ill.
(Prairie Ridge HS)

DEFENSIVE BACK

Lamar recorded 134 tackles, five interceptions and 11 tackles for loss as a junior and senior for the Chris Schremp and the Prairie Ridge Wolves. The team posted an 11-2 record in 2010 and allowed just eight points per game in winning the Fox Valley Conference Fox Division. Lamar earned all-Area and all-conference accolades and was also a kick returner with 630 yards his senior season. Lamar was currently a member of the school's basketball team and broke the school record in the long jump with a mark of 21-07.00.



60 *Tom Million*
Freshman
St. Louis, Mo.
(Lindbergh HS)

DEFENSIVE LINE

Million recorded 29 solo tackles with 10 coming for loss totaling 35 yards. He was named a second-team all-conference for the defensive line in both his junior and senior seasons. Was a front row hitter on the school's volleyball team.



80 *Tyler Sprigg*
Freshman
Columbia, Mo.
(Hickman HS)

WIDE RECEIVER

Sprigg averaged 14.8 yards per catch with five touchdowns for Coach Jason Wright and the Hickman Kewpies his senior season. For the season, Sprigg caught 30 passes for 444 yards and earned Missouri Class 6 all-district honors. Sprigg also recorded three sacks on the defensive side of the ball. He competed as a long and high jumper on the school's track and field team.



65 *John Laurence*
Freshman
Crystal Lake, Ill.
(Crystal Lake Central HS)

OFFENSIVE LINE

Laurence started on both sides of the ball for three years at Crystal Lake Central and Coach Matt Fralick. Laurence earned all-Fox Valley Conference acclaim and was a McHenry County First team all-Area selection. Laurence's Tigers finished 8-3 overall in 2010. He was the team's captain and earned the Chicago Bears National Football Foundation Scholar-Athlete Award.



25 *Aaron Pearson*
Freshman
Palm Coast, Fla.
(Flagler Palm Coast HS)

RUNNING BACK

Pearson was a three-year letterwinner playing for the Flagler Palm Coast Bulldogs. He was named the team's offensive most valuable player as a freshman and then led the team in force fumbles as a junior including a game changing fumble that sparked the Bulldogs to a comeback over rival Palatka. Pearson was also a member of the school's weightlifting team and plays outfield for the Bulldogs' baseball team. Pearson's father, Tony Pearson, lettered in 1979 for the then-Northeast Missouri State Bulldogs.



12 *Zach Tobin*
Freshman
Bethalto, Ill.
(Civic Memorial HS)

QUARTERBACK

Tobin was selected as the large school's player of the year by the Alton Telegraph after leading Civic Memorial to their first Mississippi Valley Conference title since 2001 and first outright championship since 1995. Tobin threw for nearly 2,700 yards his senior season going 216-of-319 with 31 touchdown passes to nine interceptions. For his career, Tobin was a four-year starter and passed for 5,904 yards with 59 touchdown passes for the Eagles and Coach Rick Reinhart.



**NEWCOMERS**

Justin Tubb
Freshman
DeSoto, Mo.
(Grandview HS)

DEFENSIVE LINE

Tubb was named a second team all-state defensive lineman in 2010 for Dave Stuckey's Grandview team after playing and starting for three seasons. He was also named first team all-conference, all-region and all-district defensive lineman as well as the team's defensive most valuable player. Tubb also played on the offensive line and garnered second team all-conference, all-region and all-district honors. Following his junior and senior years, Tubb earned academic all-state accolades.



Garrett White
R-Freshman (Transfer)
Kansas City, Mo.
(Liberty HS)

RUNNING BACK

White is a transfer from University of Nebraska-Omaha where he was redshirted his freshman year. White averaged 9.6 yards per carry at Liberty High School where he was an honorable mention all-state, first team all-district and first team all-conference selection. Was also an outfielder for the school's baseball team.



Justin Wittrock
Freshman
Fenton, Mo.
(Rockwood Summit HS)

PUNTER/KICKER

Wittrock converted on six of eight field goal attempts and 37 extra point tries at Rockwood Summit High School during his senior year, his long was 41 against University City. Was a second-team all-conference choice and attended the 2010 Field Goal Accuracy Jr/Sr Division National Kicking Camp in Chicago, Ill. Wittrock played high school and club soccer as well as volleyball.



Nick Tufts
Freshman
Fenton, Mo.
(Northwest HS)

OFFENSIVE LINE

Tufts had been a staple of the offensive line for Coach Scott Greling and the Northwest Lions over the past four seasons. He has earned all-Suburban West conference honors three straight years while also placing sixth in the 2010 Missouri State Wrestling championship in the heavyweight division.



Pete White
Freshman
Lee's Summit, Mo.
(Lee's Summit HS)

WIDE RECEIVER

White was a considerable element for the Tigers as they were Missouri Class five, District nine runners-up and finished the 2010 season with an 8-5 record. Coach Eric Thomas' ballclub fell in the section round to rival and eventual state champion Lee's Summit West 42-39. White picked off two passes including a key steal in a 13-10 win over Lee's Summit North in September. As a receiver, White had eight catches for 128 yards with a long of 40. White also competed on the school's track and field team as a sprinter.



Brady Zwanziger
Freshman
Cedar Falls, Iowa
(Cedar Falls HS)

DEFENSIVE END

Zwanziger was a four-sport athlete at Cedar Falls High School. Was an all-metro and second team all-conference pick in football while also playing basketball, baseball and golf.



Derek van Kluyve
Freshman
Camdenton, Mo.
(Camdenton HS)

OFFENSIVE LINE

van Kluyve (Clive) helped lead the Lakers to the 2010 Missouri Class 5 state quarterfinals as an honorable mention all-state offensive lineman. van Kluyve was a two time first team Ozarks Football Conference lineman while also earning all-district and honorable mention all-conference defensive lineman accolades. Coach Bob Shore's Lakers finished the 2010 season with a 9-4 record before falling to Kirkwood in the quarterfinals 19-14.



Riley Williams
Freshman
Independence, Mo.
(Grain Valley HS)

DEFENSIVE BACK

Williams gained over 1,000 yards his senior season and was named the team's most valuable player in 2010. He is a three-time track and field MVP and broke the school records in both the long jump (22-10.00) and the triple jump (44-03.50) during his high school career. Williams was also a three-time academic all-conference honoree.





2010 Review

At Home	2-4
On The Road	2-3
Neutral Site	0-0
Against Non-Conference	2-0
Against MIAA	2-7
Against Top 25	0-3
In Day Games	3-5
In Night Games	1-2
Led After 1st Quarter	2-1
Led After 2nd Quarter	2-0
Led After 3rd Quarter	3-1
Tied After 1st Quarter	1-4
Tied After 2nd Quarter	2-0
Tied After 3rd Quarter	0-0
Trailed After 1st Quarter	1-2
Trailed After 2nd Quarter	0-7
Trailed After 3rd Quarter	1-6
In Overtime	0-0
All-Time Overtime Record	4-2
Truman scored first	2-3
Opponent scored first	2-4
Truman scored 0-10	0-3
Truman scored 11-20	0-3
Truman scored 21-30	2-0
Truman scored 31-40	2-0
Truman scored 41-plus	0-1
Opponent scored 0-10	1-0
Opponent scored 11-20	1-1
Opponent scored 21-30	1-1
Opponent scored 31-40	1-2
Opponent scored 41-plus	0-3
Truman had over 200 yards rushing	1-1
Truman had under 200 yards rushing	2-6
Opponent had over 200 yards rushing	1-2
Opponent had under 200 yards rushing	3-5
Truman had over 200 yards passing	1-2
Truman had under 200 yards passing	3-5
Opponent had over 200 yards passing	3-5
Opponent had under 200 yards passing	1-2
Truman gained 0-100 net yards	0-0
Truman gained 101-200 net yards	0-2
Truman gained 201-300 net yards	1-3
Truman gained 301-400 net yards	2-1
Truman gained 401-500 net yards	1-0
Truman gained over 501 net yards	0-1
Opponent gained 0-100 net yards	0-0
Opponent gained 101-200 net yards	0-0
Opponent gained 201-300 net yards	3-1
Opponent gained 301-400 net yards	0-2
Opponent gained 401-500 net yards	1-3
Opponent gained over 501 net yards	0-1
Truman led in time of possession	3-5
Opponent led in time of possession	1-2

2010 Results

Date	Opponent	Result	Time	Attend
Aug. 28	@ Saint Joseph's (Ind.)	W 23-13	2:50	3102
Sept. 4	Southwest Baptist (Mo.)	W 33-30	2:49	3240
Sept. 18	@ Fort Hays State (Kan.) *	L 34-9	2:39	4134
Sept. 25	#7 Northwest Missouri *	L 44-10	2:40	2750
Oct. 2	#16 Central Missouri *	L 38-14	2:27	4056
Oct. 9	@ #19 Missouri Western *	L 29-7	2:35	4401
Oct. 16	Missouri Southern *	W 23-6	2:37	3945
Oct. 23	@ Emporia State (Kan.) *	W 37-34	2:56	5929
Oct. 30	Washburn (Kan.) *	L 45-12	2:44	1859
Nov. 6	@ Pittsburg State (Kan.) *	L 17-14	2:29	5517
Nov. 13	Nebraska-Omaha *	L 62-61	3:10	1534

* MIAA Conference Game

2010 Team Awards

Derringer Cade Award	Rashaad Barnett
Richard Mayson Leadership Award	Ryan Ploesser
Special Forces Award	Dennis Walls
MIAA All-Conference	Michael Elliott (1T), Ryan Ploesser (2T), Anthony Freeman (HM), Adam Reynolds (HM)
	Patrick Blackwell (HM), Tremaine Millender (HM), Dallas Grier (HM), Dan Tweeton (HM)

MIAA Academic Honor Roll:

Ethan Allen	Shea Carr	Matt Jacobs	Kurt Loyd	Adam Reynolds	Jared Stumpe
Wes Allen	Justin Corcoran	M.J. Kang	Connor Nagel	Caleb Roberts	Ryan Summers
Trevor Allinson	Patrick Cosgrove	Dahn Kemp	Adam Nelson	Brian Rosser	Dan Tweeton
Harnish Ayora	Michael Elliott	Kade Kinney	Chico Orlando	Conrad Schottel	Kyle Whitcher
Stephen Backes	Phillip Francois	Jeff Klott	Wade Pelc	Hank Sitkiewicz	
Matthew Bell	Charlie Heinzmann	Harold Lloyd	Tony Pucci	Matthew Smith	
Brandon Campbell	Dustin Howard	Sterling Lopez	Brenton Reese	Scott Stevens	

2010 NCAA/MIAA Rankings

148 teams ranked in Division II
10 teams ranked in the MIAA Conference

Category	NR	Actual	Leader	Actual	CR	Conference Leader	Actual
Rushing Offense	36	175.73	Lenoir-Rhyne	319.55	3	Pittsburg St.	246.33
Passing Offense	125	148.45	Tusculum	424.82	8	Central Mo.	379.36
Total Offense	96	324.18	West Liberty	543.80	9	Central Mo.	478.21
Scoring Offense	105	22.09	West Liberty	46.00	9	Central Mo.	40.14
Rushing Defense	74	145.64	Tex. A&M-Kingsville	57.00	6	Mo. Southern St.	122.00
Pass Efficiency Defense	126	142.70	Augustana (SD)	90.63	8	Mo. Western St.	105.91
Total Defense	105	387.64	Fort Valley St.	215.36	8	Mo. Southern St.	344.36
Scoring Defense	T-111	32.00	Minn. Duluth	12.67	8	Northwest Mo. St.	20.64
Net Punting	74	32.00	Angelo St.	39.66	7	Pittsburg St.	38.32
Punt Returns	95	7.62	Winona St.	18.94	7	Mo. Southern St.	15.27
Kickoff Returns	39	21.28	Mo. Western St.	26.40	3	Mo. Western St.	26.40
Turnover Margin	74	-0.9	St. Cloud St.	1.77	3	Mo. Western St.	.83
Pass Defense	128	242.00	Clark Atlanta	117.30	8	Mo. Western St.	198.33
Passing Efficiency	127	102.12	Hillsdale	167.58	9	Washburn	157.52
Sacks	34	2.45	Harding	4.30	2	Washburn	2.83
Tackles For Loss	66	6.55	Morehouse	11.55	3	Mo. Southern St.	7.64
Sacks Allowed	38	1.45	Michigan Tech	.30	5	Washburn	1.00

T=tied at this ranking, NR = National Rank, CR = Conference Rank





2010 Offensive Statistics

RUSHING	GP	Att	Gain	Loss	Net	Avg	TD	Long	Avg/G
Davis, Phillip	11	164	913	80	833	5.1	6	66	75.7
Mosquera, Will	11	96	439	22	417	4.3	1	33	37.9
Ayora, Harnish	10	112	386	32	354	3.2	6	23	35.4
Bernard, Anton	7	51	215	19	196	3.8	2	76	28.0
Harvey, Donald	11	28	182	0	182	6.5	4	44	16.5
Taylor, Paul	4	2	18	4	14	7.0	0	18	3.5
Elliott, Michael	11	1	7	0	7	7.0	0	7	0.6
Roberts, Caleb	11	0	0	0	0	0.0	1	0	0.0
Schottel, Conrad	7	5	8	10	-2	-0.4	0	4	-0.3
Breen, Taylor	3	1	0	5	-5	-5.0	0	0	-1.7
TEAM	7	12	0	63	-63	-5.2	0	0	-9.0
Total.....	11	472	2168	235	1933	4.1	20	76	175.7
Opponents.....	11	390	2061	459	1602	4.1	24	65	145.6

PASSING	G	Effic	Cmp-Att-Int	Pct	Yds	TD	Lng	Avg/G
Davis, Phillip	11	114.60	115-223-6	51.6	1502	8	66	136.5
Schottel, Conrad	7	54.17	13-36-2	36.1	125	0	21	17.9
Breen, Taylor	3	-6.20	1-8-1	12.5	6	0	6	2.0
TEAM	7	0.00	0-2-0	0.0	0	0	0	0.0
Total.....	11	1102.07	129-269-9	48.0	1633	8	66	148.5
Opponents.....	11	1142.67	202-338-8	59.8	2662	22	73	242.0

RECEIVING	G	No.	Yds	Avg	TD	Long	Avg/G
Grier, Dallas	10	33	548	16.6	3	66	54.8
Blue, Kendrick	11	19	251	13.2	1	36	22.8
Roberts, Caleb	11	17	177	10.4	1	34	16.1
Brown, Anthony	9	16	252	15.8	1	38	28.0
Mundwiller, Andy	10	13	95	7.3	0	19	9.5
Harvey, Donald	11	11	169	15.4	1	50	15.4
Mosquera, Will	11	10	47	4.7	1	10	4.3
Taylor, Paul	4	4	46	11.5	0	21	11.5
Klott, Jeff	10	2	22	11.0	0	11	2.2
Ayora, Harnish	10	2	17	8.5	0	14	1.7
Bernard, Anton	7	2	9	4.5	0	6	1.3
Total.....	11	129	1633	12.7	8	66	148.5
Opponents.....	11	202	2662	13.2	22	73	242.0

TOTAL OFFENSE	G	Plays	Rush	Pass	Total	Avg/G
Davis, Phillip	11	387	833	1502	2335	212.3
Mosquera, Will	11	96	417	0	417	37.9
Ayora, Harnish	10	112	354	0	354	35.4
Bernard, Anton	7	51	196	0	196	28.0
Harvey, Donald	11	28	182	0	182	16.5
Schottel, Conrad	7	41	-2	125	123	17.6
Taylor, Paul	4	2	14	0	14	3.5
Elliott, Michael	11	1	7	0	7	0.6
Breen, Taylor	3	9	-5	6	1	0.3
TEAM	7	14	-63	0	-63	-9.0
Total.....	11	741	1933	1633	3566	324.2
Opponents.....	11	728	1602	2662	4264	387.6

SCORING	TD	FGs	Kick	Rush	Rev	Pass	DXP	Saf	Pts
Koon, Derek	0	11-18	22-26	0-0	0	0-0	0	0	55
Ayora, Harnish	6	0-0	0-0	0-0	0	0-0	0	0	36
Davis, Phillip	6	0-0	0-0	0-1	0	2-3	0	0	36
Harvey, Donald	5	0-0	0-0	0-0	0	0-0	0	0	30
Grier, Dallas	3	0-0	0-0	0-0	1	0-0	0	0	20
Roberts, Caleb	2	0-0	0-0	0-0	1	0-0	0	0	14
Mosquera, Will	2	0-0	0-0	0-0	0	0-0	0	0	12
Bernard, Anton	2	0-0	0-0	0-0	0	0-0	0	0	12
Blue, Kendrick	1	0-0	0-0	0-0	0	0-0	0	0	6
Millender, Tremaine	1	0-0	0-0	0-0	0	0-0	0	0	6
Elliott, Michael	1	0-0	0-0	0-0	0	0-0	0	0	6
Brown, Anthony	1	0-0	0-0	0-0	0	0-0	0	0	6
TEAM	0	0-0	0-0	0-0	0	0-0	0	2	4
Schumacher, Richie	0	0-0	0-0	0-0	0	0-0	0	0	0
Total.....	30	11-18	22-26	0-1	2	2-3	0	2	243
Opponents.....	48	8-12	40-44	0-1	0	0-3	0	0	352

ALL PURPOSE	G	Rush	Rec	PR	KOR	IR	Tot	Avg/G
Davis, Phillip	11	833	0	0	0	0	833	75.7
Harvey, Donald	11	182	169	42	348	0	741	67.4
Grier, Dallas	10	0	548	0	0	0	548	54.8
Millender, Tremaine	11	0	0	9	505	0	514	46.7
Mosquera, Will	11	417	47	0	31	0	495	45.0
Ayora, Harnish	10	354	17	0	0	0	371	37.1
Bernard, Anton	7	196	9	0	118	0	323	46.1
Brown, Anthony	9	0	252	0	0	0	252	28.0
Blue, Kendrick	11	0	251	0	0	0	251	22.8
Taylor, Paul	4	14	46	3	133	0	196	49.0
Roberts, Caleb	11	0	177	0	0	0	177	16.1
Mundwiller, Andy	10	0	95	48	7	0	150	15.0
Elliott, Michael	11	7	0	0	68	64	139	12.6
Byrd, Terrence	11	0	0	-3	0	31	28	2.5
Klott, Jeff	10	0	22	0	0	0	22	2.2
Marr, Max	9	0	0	0	3	0	3	0.3
Schottel, Conrad	7	-2	0	0	0	0	-2	-0.3
Breen, Taylor	3	-5	0	0	0	0	-5	-1.7
TEAM	7	-63	0	0	0	0	-63	-9.0
Total.....	11	1933	1633	99	1213	95	4973	452.1
Opponents.....	11	1602	2662	146	786	50	5246	476.9

PUNTING	No.	Yds	Avg	Long	TB	FC	I20	Blkd
Phillips, Eric	64	2298	35.9	52	2	22	19	2
TEAM	2	0	0.0	0	0	0	0	0
Total.....	66	2298	34.8	52	2	22	19	2
Opponents.....	49	1875	38.3	61	3	8	17	0

KICKOFFS	No.	Yds	Avg	TB	OB	Retn	Net	YdLn
Rosser, Brian	50	2765	55.3	6	0			
Total.....	50	2765	55.3	6	0	786	37.2	32
Opponents.....	68	3953	58.1	7	2	1213	38.2	31

FIELD GOALS	SM-A	Pct	1-19	20-29	30-39	40-49	50+	Lg	Blk
Koon, Derek	11-18	61.1	1-1	8-9	1-6	1-2	0-0	41	2

FG SEQUENCE	Truman State Univ.	OPPONENTS
Saint Joseph's	37,(32),36	37
Southwest Baptist	(23),(29)	(39)
Fort Hays State	-	54,33,50
Northwest Mo.	(26),27	(37)
Central Missouri	-	(21)
Missouri Western	-	(23),(24),(32)
Missouri Southern	(28),(41),(27),37	-
Emporia State	(23)	-
Washburn	(26)	(32)
Pittsburg State	(22),(19),43,33,36	(38)
Nebraska-Omaha	-	-
() - Made		

PUNT RETURNS	No.	Yds	Avg	TD	Long
Mundwiller, Andy	8	48	6.0	0	12
Harvey, Donald	2	42	21.0	0	42
Millender, Tremaine	1	9	9.0	0	9
Taylor, Paul	1	3	3.0	0	3
Byrd, Terrence	1	-3	-3.0	0	0
Total.....	13	99	7.6	0	42
Opponents.....	23	146	6.3	1	34

KICK RETURNS	No.	Yds	Avg	TD	Long
Millender, Tremaine	19	505	26.6	1	96
Harvey, Donald	16	348	21.8	0	55
Taylor, Paul	6	133	22.2	0	35
Bernard, Anton	6	118	19.7	0	40
Elliott, Michael	4	68	17.0	0	33
Mosquera, Will	4	31	7.8	0	16
Marr, Max	1	3	3.0	0	0
Mundwiller, Andy	1	7	7.0	0	7
Total.....	57	1213	21.3	1	96
Opponents.....	41	786	19.2	1	78

INTERCEPTIONS	No.	Yds	Avg	TD	Long
Byrd, Terrence	4	31	7.8	0	27
Elliott, Michael	3	64	21.3	1	43
Walls, Dennis	1	0	0.0	0	0
Total.....	8	95	11.9	1	43
Opponents.....	9	50	5.6	0	17





2010 Defensive Statistics

DEFENSIVE LEADERS	GP-GS	Tackles			Total	Sacks		Pass Def		Fumbles		Blkd Rev-Yds	FF	Kick	Saf
		Solo	Ast			TFL/Yds	No-Yards	Int-Yds	BrUp	QBH					
20 Elliott, Michael	11-11	50	41	91	1.5-25	1.0-24	3-64	4	2-0	3	.	.			
40 Millender, Tremaine	11-11	33	28	61	3.0-7	0.5-1	.	3	1-0	1	.	.			
19 Schumacher, Richie	11-11	31	30	61	7.0-37	1.5-20	.	6	1-0	1	.	.			
33 Reynolds, Adam	11-11	20	33	53	9.5-37	2.0-15	.	4	2-0	.	.	.			
2 Byrd, Terrence	11-11	30	14	44	2.0-10	.	4-31	9	1-0	1	.	.			
17 Freeman, Anthony	11-11	22	21	43	3.5-7	1.5-5			
24 Walls, Dennis	10-0	25	15	40	.	.	1-0	5			
9 Gayden, Robert	9-8	23	13	36	0.5-1	.	.	6	1-0	1	.	.			
4 Marr, Max	9-0	15	20	35	0.5-1			
94 Blackwell, Patrick	11-11	18	11	29	10.0-56	8.0-51	.	.	1	.	1	.			
56 Ploesser, Ryan	11-11	9	19	28	4.5-17	1.0-8	.	1	1	.	1	.			
74 Lloyd, Harold	11-11	12	14	26	2.0-5	.	.	2	.	1-0	1	.			
29 Shaw, Kyle	11-0	12	13	25	1.5-4			
97 Summers, Ryan	11-2	10	14	24	3.0-11	1.5-9	.	2	.	.	1	.			
37 Jackson, Earl	7-2	13	7	20	.	.	.	1	.	1-0	.	.			
92 Abbate, Nic	10-0	8	7	15	2.5-25	2.0-23	.	.	2	1-0	.	.			
46 Heinzmann, Charlie	10-0	7	6	13	1.5-2			
90 Kang, M.J.	10-0	7	6	13	3.0-19	2.5-17	.	.	1	.	.	.			
48 Sitkiewicz, Hank	7-0	3	10	13	1.0-2	1-0	1	.			
45 Pelc, Wade	8-0	5	8	13	3.0-19	2.0-12			
96 Smith, Matthew	6-0	6	6	12	3.0-6	1.0-1	.	.	1	.	.	.			
51 Samson, Danny	9-0	4	7	11	2.5-7	.	.	.	1	.	.	.			
35 Witcher, Kyle	8-1	6	4	10			
98 Barnett, Rashaad	8-8	5	4	9	4.0-8	0.5-3	.	2	1	.	1	.			
50 Young, Brad	10-0	3	4	7	1.0-13	1.0-13			
44 Klott, Jeff	10-0	3	2	5			
42 Britt, Ja'Cobe	9-0	3	2	5			
88 Rosser, Brian	11-0	2	2	2	1	.			
91 Oline, Billy	3-0	.	2	2	1.0-2			
18 Davis, Phillip	11-11	1	.	1			
TM TEAM	7-0	1	.	1	1.0-14	1.0-14	2			
67 Eagle, Greg	7-0	1	.	1			
93 Findeiss, Mac	2-0	1	.	1			
7 Carter, Kaaron	4-0	.	1	1			
1 Blue, Kendrick	11-10	.	1	1			
26 Mosquera, Will	11-3	1	.	1			
54 Howard, Dustin	1-0	.	1	1			
80 Grier, Dallas	10-9	1	.	1			
Total.....	11-0	391	364	755	72-335	27-216	8-95	45	11	12-0	13	1	2		
Opponents.....	11-0	398	422	820	59.0-184	16-56	9-50	33	16	12-0	15	5	.		

Team Statistics

<p>TEAM STATISTICSTSU</p> <p>SCORING243</p> <p>Points Per Game22.1</p> <p>FIRST DOWNS177</p> <p>Rushing82</p> <p>Passing83</p> <p>Penalty12</p> <p>RUSHING YARDAGE1933</p> <p>Yards gained rushing2168</p> <p>Yards lost rushing235</p> <p>Rushing Attempts472</p> <p>Average Per Rush4.1</p> <p>Average Per Game175.7</p> <p>TDs Rushing20</p> <p>PASSING YARDAGE1633</p> <p>Comp-Att-Int129-269-9</p> <p>Average Per Pass6.1</p> <p>Average Per Catch12.7</p> <p>Average Per Game148.5</p> <p>TDs Passing8</p>	<p>OPP</p> <p>352</p> <p>32.0</p> <p>201</p> <p>79</p> <p>109</p> <p>13</p> <p>1602</p> <p>2061</p> <p>459</p> <p>390</p> <p>4.1</p> <p>145.6</p> <p>24</p> <p>2662</p> <p>202-338-8</p> <p>7.9</p> <p>13.2</p> <p>242.0</p> <p>22</p>	<p>TEAM STATISTICSTSU</p> <p>TOTAL OFFENSE3566</p> <p>Total Plays741</p> <p>Average Per Play4.8</p> <p>Average Per Game324.2</p> <p>KICK RETURNS: #-Yards57-1213</p> <p>PUNT RETURNS: #-Yards13-99</p> <p>INT RETURNS: #-Yards8-95</p> <p>KICK RETURN AVERAGE21.3</p> <p>PUNT RETURN AVERAGE7.6</p> <p>INT RETURN AVERAGE11.9</p> <p>FUMBLES-LOST23-12</p> <p>PENALTIES-Yards57-531</p> <p>Average Per Game48.3</p> <p>PUNTS-Yards66-2298</p> <p>Average Per Punt34.8</p> <p>Net punt average32.0</p> <p>TIME OF POSSESSION/Game31:46</p> <p>3RD-DOWN Conversions64/167</p> <p>3rd-Down Pct38%</p>	<p>OPP</p> <p>4264</p> <p>728</p> <p>5.9</p> <p>387.6</p> <p>41-786</p> <p>23-146</p> <p>9-50</p> <p>19.2</p> <p>6.3</p> <p>5.6</p> <p>21-12</p> <p>57-502</p> <p>45.6</p> <p>49-1875</p> <p>38.3</p> <p>35.0</p> <p>28:00</p> <p>48/142</p> <p>34%</p>	<p>TEAM STATISTICSTSU</p> <p>4TH-DOWN Conversions7/14</p> <p>4th-Down Pct50%</p> <p>SACKS BY-Yards27-216</p> <p>MISC YARDS0</p> <p>TOUCHDOWNS SCORED30</p> <p>FIELD GOALS-ATTEMPTS11-18</p> <p>ON-SIDE KICKS1-2</p> <p>RED-ZONE SCORES(36-45) 80%</p> <p>RED-ZONE TOUCHDOWNS(25-45) 56%</p> <p>PAT-ATTEMPTS(22-26) 85%</p> <p>ATTENDANCE17384</p> <p>Games/Avg Per Game6/2897</p>	<p>OPP</p> <p>10/28</p> <p>36%</p> <p>16-56</p> <p>5</p> <p>48</p> <p>8-12</p> <p>0-0</p> <p>(36-42) 86%</p> <p>(29-42) 69%</p> <p>(40-44) 91%</p> <p>23083</p> <p>5/4617</p>
				<p>Score By Qtrs.1...2...3...4...OT Total</p> <p>Truman State Univ.55...66...61...61... 243</p> <p>Opponents57...103...84...108... 352</p>	





2010 Game Highs

Team Highs Truman

Rushes	51	vs Nebraska-Omaha
Yards Rushing	336	vs Nebraska-Omaha
Yards Per Rush	6.6	vs Nebraska-Omaha
TD Rushes	5	vs Nebraska-Omaha
Pass attempts	33	at Fort Hays State
Pass completions	15	at Fort Hays State
		vs Central Missouri
		at Emporia State
Yards Passing	218	vs Nebraska-Omaha
Yards Per Pass	10.9	vs Nebraska-Omaha
TD Passes	3	vs Nebraska-Omaha
Total Plays	74	at Pittsburg State
Total Offense	554	vs Nebraska-Omaha
Yards Per Play	7.8	vs Nebraska-Omaha
Points	61	vs Nebraska-Omaha
Sacks By	8	at Saint Joseph's
First Downs	25	vs Nebraska-Omaha
Penalties	12	vs Southwest Baptist
Penalty Yards	124	vs Southwest Baptist
Turnovers	4	at Fort Hays State
		at Emporia State
Interceptions By	3	vs Missouri Southern

Opponents

Rushes	49	vs Northwest Mo.
Yards Rushing	299	vs Nebraska-Omaha
Yards Per Rush	7.5	vs Nebraska-Omaha
TD Rushes	4	vs Northwest Mo.
		at Emporia State
		vs Nebraska-Omaha
Pass attempts	42	vs Southwest Baptist
Pass completions	28	vs Southwest Baptist
Yards Passing	413	at Missouri Western
Yards Per Pass	11.2	at Missouri Western
TD Passes	5	vs Nebraska-Omaha
Total Plays	83	vs Southwest Baptist
Total Offense	613	vs Nebraska-Omaha
Yards Per Play	8.5	vs Nebraska-Omaha
Points	62	vs Nebraska-Omaha
Sacks By	4	vs Washburn
		at Pittsburg State
First Downs	30	vs Nebraska-Omaha
Penalties	10	vs Southwest Baptist
Penalty Yards	112	vs Southwest Baptist
Turnovers	7	vs Missouri Southern
Interceptions By	3	at Fort Hays State
		at Emporia State

Truman Highs

Rushes	25	Ayora,Harnish at Saint Joseph's (Aug 28)
Yards Rushing	151	Davis,Phillip vs Nebraska-Omaha (Nov 13)
TD Rushes	3	Harvey,Donald vs Nebraska-Omaha (Nov 13)
<hr/>		
Long Rush	76	Bernard,Anton vs Southwest Baptist (Sep 04)
Pass attempts	25	Davis,Phillip vs Central Missouri (Oct 02)
Pass completions	15	Davis,Phillip vs Central Missouri (Oct 02)
Yards Passing	218	Davis,Phillip vs Nebraska-Omaha (Nov 13)
TD Passes	3	Davis,Phillip vs Nebraska-Omaha (Nov 13)
Long Pass	66	Davis,Phillip vs Missouri Southern (Oct 16)
Receptions	8	Grier,Dallas at Emporia State (Oct 23)
Yards Receiving	112	Grier,Dallas at Emporia State (Oct 23)
TD Receptions	2	Grier,Dallas vs Nebraska-Omaha (Nov 13)
Long Reception	66	Grier,Dallas vs Missouri Southern (Oct 16)
Field Goals	3	Koon,Derek vs Missouri Southern (Oct 16)
Long Field Goal	41	Koon,Derek vs Missouri Southern (Oct 16)
Punts	10	Phillips,Eric vs Washburn (Oct 30)
Punting Avg	41.9	Phillips,Eric at Missouri Western (Oct 09)
Long Punt	52	Phillips,Eric at Fort Hays State (Sep 18)
Long Punt Return	42	Harvey,Donald at Saint Joseph's (Aug 28)
Long Kickoff Return	96	Millender,Tre vs Nebraska-Omaha (Nov 13)
Tackles	14	Elliott,Michael vs Nebraska-Omaha (Nov 13)

Sacks	2.0	Kang,M.J. at Saint Joseph's (Aug 28)
		Blackwell,Patrick at Emporia State (Oct 23)
Tackles For Loss	2.0	Pelc,Wade at Saint Joseph's (Aug 28)
		Kang,M.J. at Saint Joseph's (Aug 28)
		Barnett,Rashaad vs Southwest Baptist (Sep 04)
		Reynolds,Adam at Missouri Western (Oct 09)
		Blackwell,Patrick at Missouri Western (Oct 09)
		Blackwell,Patrick at Emporia State (Oct 23)
		Smith,Matthew at Emporia State (Oct 23)
Interceptions	2	Elliott,Michael vs Missouri Southern (Oct 16)
		Byrd,Terrence at Pittsburg State (Nov 06)

Opponent Highs

23	Terrell,Levi, vs Nebraska-Omaha (Nov 13)
226	Terrell,Levi, vs Nebraska-Omaha (Nov 13)
3	Creason,Billy, vs Northwest Mo. (Sep 25)
	Terrell,Levi, vs Nebraska-Omaha (Nov 13)
65	Hall,Derwin, at Emporia State (Oct 23)
42	Gachette,Steven, vs Southwest Baptist (Sep 04)
28	Gachette,Steven, vs Southwest Baptist (Sep 04)
412	Newhart,Drew, at Missouri Western (Oct 09)
5	Teigland,John, vs Nebraska-Omaha (Nov 13)
73	Newhart,Drew, at Missouri Western (Oct 09)
11	ZerkeL,Landon, vs Missouri Southern (Oct 16)
166	Mead,Andrew, at Missouri Western (Oct 09)
3	Wells,Austin, vs Nebraska-Omaha (Nov 13)
73	Mead,Andrew, at Missouri Western (Oct 09)
3	Beckwith,Brad, at Missouri Western (Oct 09)
39	Kocurek,Andrew, vs Southwest Baptist (Sep 04)
7	K. Quackenbush, at Saint Joseph's (Aug 28)
47.8	Witter,Jared, at Pittsburg State (Nov 06)
61	Witter,Jared, at Pittsburg State (Nov 06)
34	Beard,DeJuan, vs Washburn (Oct 30)
78	Stephens,Paul, vs Central Missouri (Oct 02)
12	Otwell,Austin, vs Southwest Baptist (Sep 04)
	Shedd,Shaquille, vs Southwest Baptist (Sep 04)
	Dreiling,Nate, at Pittsburg State (Nov 06)
	Barrett,Shaquil, vs Nebraska-Omaha (Nov 13)
2.0	Crossman,Jacob, at Fort Hays State (Sep 18)
4.0	McDonald,Deonte, vs Central Missouri (Oct 02)
1	Wiggins,Anthony, vs Southwest Baptist (Sep 04)
	Parker,Tim, at Fort Hays State (Sep 18)
	Walker,Michael, at Fort Hays State (Sep 18)
	Dreiz,Nick, at Fort Hays State (Sep 18)
	Jones,Ryan, vs Northwest Mo. (Sep 25)
	Simpson,Shane, at Missouri Western (Oct 09)
	Taylor,Josh, at Emporia State (Oct 23)
	Burgess,Wayne, at Emporia State (Oct 23)
	Luthi,Michael, at Emporia State (Oct 23)





2010 Long Plays

Truman Long Plays

Yards	Type	Player(s)	Opponent
96*	KR	Millender,Tremaine	Neb.-Omaha
76*	Rush	Anton Bernard	SW Baptist
66	Pass	Grier,Dallas from Davis,Phil	Missouri Southern
66	Rush	Davis,Phil	Neb.-Omaha
55	KR	Harvey, Donald	Fort Hays State
51	Pass	Grier, Dallas from Davis,Phil	Saint Joseph's
50	Pass	Harvey,Donald from Davis,Phil	Emporia State
50	Rush	Davis,Phil	Central Missouri
45	Rush	Davis,Phil	SW Baptist
44	Rush	Harvey,Donald	Neb.-Omaha
43	INT	Elliott,Michael	Central Missouri
42*	Pass	Grier,Dallas from Davis,Phil	Neb.-Omaha
42	PR	Harvey, Donald	Saint Joseph's
40	KR	Bernard,Anton	Missouri Western
38	Pass	Brown,Anthony from Davis,Phil	Pittsburg State
38	KR	Millender,Tremaine	Pittsburg State
36	Pass	Blue,Kendrick from Davis,Phil	Neb.-Omaha
35	KR	Taylor,Paul	Neb.-Omaha
35	KR	Taylor, Paul	Fort Hays State
34	KR	Harvey,Donald	Washburn
34	KR	Millender,Tremaine	NW Missouri
34	Pass	Roberts,Caleb from Davis,Phil	NW Missouri
33	Rush	Mosquera,Will	Rush
33	KR	Millender,Tremaine	NW Missouri
33	KR	Elliott,Michael	Emporia State
32	KR	Millender,Tremaine	Central Missouri
31*	Pass	Brown,Anthony from Davis,Phil	Neb.-Omaha
31	Pass	Blue,Kendrick from Davis,Phil	SW Baptist
31	Rush	Davis,Phil	Saint Joseph's
31	Pass	Grier, Dallas from Davis, Phil	Saint Joseph's
30	KR	Harvey,Donald	SW Baptist

* touchdown scored on play

Opponent Long Plays

Yards	Type	Player(s)	Team
78	KR	Stephens,Paul	Central Missouri
73*	Pass	Mead,Andrew from Newhart,Drew	Missouri Western
65*	Rush	Hall,Derwin	Emporia State
60	Pass	Austin,Kelvin from Bolles,Blake	NW Missouri
54	Rush	Terrell,Levi	Neb.-Omaha
47	Rush	Stewart,Anthony	Central Missouri
47*	Pass	Walker,James from Garrison, Mike	Fort Hays State
46	Pass	Kelley,Sean from Gachette,Steven	SW Baptist
46	Pass	Mercer,Robert from Garrison, Mike	Fort Hays State
46	Rush	Walker,James	Fort Hays State
44*	Pass	Wells,Austin from Teigland,John	Neb.-Omaha
44	Pass	Wells,Austin from Teigland,John	Neb.-Omaha
41	Pass	Fannin,T.J. from Newhart,Drew	Missouri Western
41	Pass	Stewart,Anthony from Czerniewski,Eric	Central Missouri
40*	KR	Cosby,DeMarco	Central Missouri
39*	Rush	Lowe, Terrence	Washburn
39	Rush	Duhaney,Justin	SW Baptist
39	Rush	Smith,Ed	Fort Hays State
37	KR	Threat,Ne'Ronte	Missouri Southern
38	Rush	Creason,Billy	NW Missouri
36	Pass	Murdock,O.J. from Garrison, Mike	Fort Hayst State
35	Rush	Coleman,Justin	Neb.-Omaha
35	Pass	Hastings,Joe from Simoneau,Dane	Washburn
35*	Pass	Allen,D.A. from Gachette,Steven	SW Baptist
35	KR	Cox,Kellen	Missouri Southern
34	PR	Beard,DeJuan	Washburn
33	Pass	Mead,Andrew from Newhart,Drew	Missouri Western
32	Pass	Hastings,Joe from Simoneau,Dane	Washburn
32*	Pass	Beard,DeJuan from Simoneau,Dane	Washburn
31	Pass	Higgins,Mike from Teigland,John	Neb.-Omaha
31*	Pass	Fowler,David from Newhart,Drew	Missouri Western
31	Pass	Ogletree,Mack from Hladik, Mike	Saint Joseph's
30	KR	Parker,Marques	Neb.-Omaha
30*	Pass	Cox,Kellen from Thompson,Rolland	Missouri Southern
30	Pass	Chapman,Scott from Hladik, Mike	Saint Joseph's
30	Pass	Ogletree,Mack from Hladik, Mike	Saint Joseph's

* touchdown scored on play

Long Play Breakdown

By Yards	Truman		Opp.		By Type	Truman		Opp.	
	No.	TD	No.	TD		No.	TD	No.	TD
100+	0	0	0	0	Rushing	14	1	19	4
90-99	1	1	0	0	Passing	16	2	32	12
80-89	0	0	0	0	Punt returns	1	0	1	0
70-79	1	1	2	1	Kick returns	20	1	10	1
60-69	2	0	2	1	Interceptions	2	0	0	0
50-59	4	0	1	0	Fumble returns	0	0	0	0
40-49	6	1	10	3	Other	0	0	0	0
30-39	17	1	21	5	TOTAL	53	1	63	16
20-29	22	0	26	7					
Total	53	4	63	16					





Game-By-Game Stats

Truman

Date	Opponent	Rushing			Receiving			Passing			Kick Returns			Punt Returns			tot off					
		no.	yds	td	no.	yds	td	cmp	att	yds	td	no.	yds	td	no.	yds		td				
Aug 28	at Saint Joseph's	40	168	3	12	156	0	51	12-29-0	156	0	51	0	0	0	3	39	0	42	324		
Sep 04	SOUTHWEST BAPTIST	47	277	3	76	14	168	1	31	14-22-1	168	1	31	6	117	0	30	1	3	0	3	445
Sep 18	at Fort Hays State	31	110	1	15	15	107	0	21	15-33-3	107	0	21	7	143	0	55	0	0	0	0	217
Sep 25	NORTHWEST MO.	44	131	1	28	7	86	0	34	7-17-1	86	0	34	8	200	0	34	0	0	0	0	217
Oct 02	CENTRAL MISSOURI	42	181	1	50	15	150	1	26	15-25-0	150	1	26	6	105	0	32	0	0	0	0	331
Oct 09	at Missouri Western	42	184	1	20	6	61	0	24	6-24-1	61	0	24	5	107	0	40	1	9	0	9	245
Oct 16	MISSOURI SOUTHERN	47	100	1	16	12	189	0	66	12-18-0	189	0	66	2	18	0	13	2	20	0	10	289
Oct 23	at Emporia State	37	173	3	26	15	201	2	50	15-28-3	201	2	50	5	117	0	33	3	4	0	3	374
Oct 30	WASHBURN	44	107	1	33	8	87	0	21	8-26-0	87	0	21	7	117	0	34	0	0	0	0	194
Nov 06	at Pittsburg State	47	166	0	18	13	210	1	38	13-27-0	210	1	38	3	71	0	38	3	24	0	12	376
Nov 13	NEBRASKA-OMAHA	51	336	5	66	12	218	3	42	12-20-0	218	3	42	8	218	1	96	0	0	0	0	554
Truman State Univ.		472	1933	20	76	129	1633	8	66	129-269-9	1633	8	66	57	1213	1	96	13	99	0	42	3566
Opponents		390	1602	24	65	202	2662	22	73	202-338-8	2662	22	73	41	786	1	78	23	146	1	34	4264

Games played: 11
 Avg per rush: 4.1
 Avg per catch: 12.7
 Pass efficiency: 102.07
 Kick ret avg: 21.3
 Punt ret avg: 7.6
 All purpose avg/game: 452.1
 Total offense avg/gm: 324.2

Date	Opponent	Tackles			Sacks	Fumble	Pass Defense			Blkd	PAT Attempts							
		ua	a	total			ff	fr-yds	int-yds		qbh	brup	kick	rush	rcv	saf	pts	
Aug 28	at Saint Joseph's	37	24	61	10.0-69	8.0-60	0	0-0	0-0	0	6	0	2-3	0	0	0	0	23
Sep 04	SOUTHWEST BAPTIST	47	34	81	10.0-67	5.0-55	1	1-0	1-0	3	6	1	3-4	0	0	0	0	33
Sep 18	at Fort Hays State	32	40	72	7.0-20	3.0-12	1	0-0	0-0	2	6	0	1-1	0	0	1	9	
Sep 25	NORTHWEST MO.	30	46	76	5.0-13	0.0-0	0	1-0	0-0	1	4	0	1-1	0	0	0	10	
Oct 02	CENTRAL MISSOURI	34	18	52	3.0-7	0.0-0	0	0-0	1-43	1	4	0	2-2	0	0	0	14	
Oct 09	at Missouri Western	43	26	69	6.0-20	1.0-8	1	1-0	0-0	0	4	0	1-1	0	0	0	7	
Oct 16	MISSOURI SOUTHERN	30	38	68	7.0-65	5.0-61	5	4-0	3-21	1	3	0	2-2	0	0	0	23	
Oct 23	at Emporia State	46	18	64	12.0-40	3.0-11	3	3-0	0-0	0	3	0	4-5	0	0	0	37	
Oct 30	WASHBURN	27	40	67	4.0-7	0.0-0	1	1-0	0-0	1	3	0	1-1	0	0	1	12	
Nov 06	at Pittsburg State	30	34	64	4.0-8	1.0-2	0	0-0	2-4	0	3	0	0-0	0	1	0	14	
Nov 13	NEBRASKA-OMAHA	35	46	81	4.0-19	1.0-7	1	1-0	1-27	2	3	0	5-6	0	1	0	61	
Truman State Univ.		391	364	755	72.0-335	27.0-216	13	12-0	8-95	11	45	1	22-26	0	2	2	243	
Opponents		398	422	820	59.0-184	16.0-56	15	12-0	9-50	16	33	5	40-44	0	0	0	352	

Date	Opponent	Punting								Field Goals			Kickoffs					
		no.	yds	avg	long	blkd	tb	fc	50+	i20	md-att	long	blkd	no.	yds	avg	tb	ob
Aug 28	at Saint Joseph's	5	172	34.4	44	0	0	3	0	2	1-3	32	1	4	197	49.2	0	0
Sep 04	SOUTHWEST BAPTIST	5	177	35.4	40	0	0	3	0	1	2-2	29	0	7	426	60.9	1	0
Sep 18	at Fort Hays State	8	273	34.1	52	0	0	0	1	4	0-0	0	0	2	131	65.5	0	0
Sep 25	NORTHWEST MO.	6	224	37.3	42	0	0	1	0	1	1-2	26	0	3	164	54.7	0	0
Oct 02	CENTRAL MISSOURI	8	305	38.1	44	0	1	4	0	2	0-0	0	0	3	128	42.7	0	0
Oct 09	at Missouri Western	7	293	41.9	51	0	1	2	2	3	0-0	0	0	2	98	49.0	0	0
Oct 16	MISSOURI SOUTHERN	4	136	34.0	43	0	0	4	0	1	3-4	41	0	6	354	59.0	1	0
Oct 23	at Emporia State	6	178	29.7	50	1	0	3	1	3	1-1	23	0	7	375	53.6	2	0
Oct 30	WASHBURN	11	340	30.9	46	1	0	0	0	0	1-1	26	0	3	200	66.7	1	0
Nov 06	at Pittsburg State	4	139	34.8	42	0	0	2	0	2	2-5	22	1	3	166	55.3	0	0
Nov 13	NEBRASKA-OMAHA	2	61	30.5	32	0	0	0	0	0	0-0	0	0	10	526	52.6	1	0
Truman State Univ.		66	2298	34.8	52	2	2	22	4	19	11-18	41	2	50	2765	55.3	6	0
Opponents		49	1875	38.3	61	0	3	8	4	17	8-12	39	0	68	3953	58.1	7	2

Opponent

Date	Opponent	Rushing			Receiving			Passing			Kick Returns			Punt Returns			tot off					
		no.	yds	td	no.	yds	td	cmp	att	yds	td	no.	yds	td	no.	yds		td				
Aug 28	at Saint Joseph's	26	-14	1	13	21	238	1	31	21-39-0	238	1	31	4	40	0	17	1	3	0	3	224
Sep 04	SOUTHWEST BAPTIST	41	171	2	39	28	299	2	46	28-42-1	299	2	46	5	76	0	18	1	4	0	4	470
Sep 18	at Fort Hays State	36	167	2	46	18	325	3	47	18-35-0	325	3	47	2	38	0	19	2	-2	0	1	492
Sep 25	NORTHWEST MO.	49	269	4	38	10	149	2	60	10-18-0	149	2	60	3	41	0	21	3	-11	0	0	418
Oct 02	CENTRAL MISSOURI	20	113	2	47	27	267	2	41	27-40-1	267	2	41	3	134	1	78	3	9	0	14	380
Oct 09	at Missouri Western	32	82	1	15	26	413	2	73	26-37-0	413	2	73	2	39	0	20	2	24	0	23	495
Oct 16	MISSOURI SOUTHERN	30	19	0	12	18	241	1	30	18-33-3	241	1	30	5	119	0	37	0	0	0	0	260
Oct 23	at Emporia State	45	252	4	65	9	47	0	12	9-14-0	47	0	12	4	49	0	25	2	27	1	10	299
Oct 30	WASHBURN	31	63	2	39	19	309	4	35	19-32-0	309	4	35	2	49	0	28	7	74	0	34	372
Nov 06	at Pittsburg State	40	181	2	26	6	60	0	19	6-16-2	60	0	19	3	55	0	25	2	18	0	11	241
Nov 13	NEBRASKA-OMAHA	40	299	4	54	20	314	5	44	20-32-1	314	5	44	8	146	0	30	0	0	0	0	613
Opponents		390	1602	24	65	202	2662	22	73	202-338-8	2662	22	73	41	786	1	78	23	146	1	34	4264
Truman State Univ.		472	1933	20	76	129	1633	8	66	129-269-9	1633	8	66	57	1213	1	96	13	99	0	42	3566

Games played: 11
 Avg per rush: 4.1
 Avg per catch: 13.2
 Pass efficiency: 142.67
 Kick ret avg: 19.2
 Punt ret avg: 6.3
 All purpose avg/game: 476.9
 Total offense avg/gm: 387.6

Date	Opponent	Tackles			Sacks	Fumble	Pass Defense			Blkd	PAT Attempts							
		ua	a	total			ff	fr-yds	int-yds		qbh	brup	kick	rush	rcv	saf	pts	
Aug 28	at Saint Joseph's	39	28	67	5.0-11	0.0-0	3	2-0	0-0	0	3	1	1-1	0	0	0	0	13
Sep 04	SOUTHWEST BAPTIST	36	44	80	5.0-13	0.0-0	0	0-0	1-15	0	3	0	3-4	0	0	0	0	30
Sep 18	at Fort Hays State	28	44	72	4.0-12	2.0-7	2	1-0	3-2	6	3	0	4-5	0	0	0	0	34
Sep 25	NORTHWEST MO.	33	44	77	9.0-36	0.0-0	1	2-0	1-9	0	4	0	5-5	0	0	0	0	48
Oct 02	CENTRAL MISSOURI	40	40	80	9.0-31	3.0-11	2	2-0	0-0	2	2	0	5-5	0	0	0	0	34
Oct 09	at Missouri Western	43	14	57	3.0-5	1.0-0	0	0-0	1-7	3	3	0	2-2	0	0	0	0	29
Oct 16	MISSOURI SOUTHERN	33	48	81	6.0-20	0.0-0	3	3-0	0-0	0	2	0	0-0	0	0	0	0	6
Oct 23	at Emporia State	32	38	70	5.0-7	2.0-2	1	1-0	3-17	2	4	2	4-5	0	0			



MISC STATISTICS

Red Zone Stats

Date	Opponent	Score	Times		Total	Rush	Pass	FGs	Failed to score inside RZ							
			In RZ	Scored					Pts	TDs	TDs	TDs	Made	FGA	Down	Int
Aug 28, 2010	at Saint Joseph's	W 23-13	6	4	23	3	3	0	1	2	0	0	0	0	0	0
Sep 04, 2010	SOUTHWEST BAPTIST	W 33-30	5	5	26	3	2	1	2	0	0	0	0	0	0	0
Sep 18, 2010	at Fort Hays State	L 9-34	1	1	7	1	1	0	0	0	0	0	0	0	0	0
Sep 25, 2010	NORTHWEST MO.	L 10-44	3	2	10	1	1	0	1	1	0	0	0	0	0	0
Oct 02, 2010	CENTRAL MISSOURI	L 14-38	4	2	14	2	1	1	0	0	1	0	1	0	0	0
Oct 09, 2010	at Missouri Western	L 7-29	1	1	7	1	1	0	0	0	0	0	0	0	0	0
Oct 16, 2010	MISSOURI SOUTHERN	W 23-6	6	4	16	1	1	0	3	1	0	0	1	0	0	0
Oct 23, 2010	at Emporia State	W 37-34	6	6	37	5	3	2	1	0	0	0	0	0	0	0
Oct 30, 2010	WASHBURN	L 12-45	2	2	10	1	1	0	1	0	0	0	0	0	0	0
Nov 06, 2010	at Pittsburg State	L 14-17	5	3	14	1	0	1	2	2	0	0	0	0	0	0
Nov 13, 2010	NEBRASKA-OMAHA	L 61-62	6	6	40	6	5	1	0	0	0	0	0	0	0	0
Totals			45	36	204	25	19	6	11	6	1	0	2	0	0	0
36 of 45 (80.0%)																

Opponents Inside Truman State Univ. Red-Zone

Date	Opponent	Score	Times		Total	Rush	Pass	FGs	Failed to score inside RZ							
			In RZ	Scored					Pts	TDs	TDs	TDs	Made	FGA	Down	Int
Aug 28, 2010	at Saint Joseph's	W 23-13	3	2	13	2	1	1	0	1	0	0	0	0	0	0
Sep 04, 2010	SOUTHWEST BAPTIST	W 33-30	5	3	16	2	1	1	1	0	0	1	1	0	0	0
Sep 18, 2010	at Fort Hays State	L 9-34	3	2	13	2	2	0	0	1	0	0	0	0	0	0
Sep 25, 2010	NORTHWEST MO.	L 10-44	6	6	41	6	4	2	0	0	0	0	0	0	0	0
Oct 02, 2010	CENTRAL MISSOURI	L 14-38	3	3	17	2	1	1	1	0	0	0	0	0	0	0
Oct 09, 2010	at Missouri Western	L 7-29	5	4	16	1	1	0	3	0	1	0	0	0	0	0
Oct 16, 2010	MISSOURI SOUTHERN	W 23-6	1	0	0	0	0	0	0	0	0	1	0	0	0	0
Oct 23, 2010	at Emporia State	W 37-34	3	3	21	3	3	0	0	0	0	0	0	0	0	0
Oct 30, 2010	WASHBURN	L 12-45	3	3	17	2	1	1	1	0	0	0	0	0	0	0
Nov 06, 2010	at Pittsburg State	L 14-17	3	3	17	2	2	0	1	0	0	0	0	0	0	0
Nov 13, 2010	NEBRASKA-OMAHA	L 61-62	7	7	48	7	4	3	0	0	0	0	0	0	0	0
Totals			42	36	219	29	20	9	7	2	1	2	1	0	0	0
36 of 42 (85.7%)																

Opponent Turnovers

Game/Margin	How Lost	TSU Resulting Drive
Saint Joseph's	None	
SW Baptist	Fumble Interception	Punt Touchdown
Fort Hays State	None	
Northwest Missouri	Fumble	Missed FG
Central Missouri	Interception	Fumble
Missouri Western	Fumble	Touchdown
Missouri Southern	Interception Fumble Fumble Fumble	Fumble Touchdown Missed FG Punt
Emporia State	Fumble Fumble Fumble	Touchdown Field Goal Touchdown
Washburn	Fumble	Punt
Pittsburg State	Interception Interception	Punt Missed FG
Nebraska-Omaha	Interception	End of Half

Truman Turnovers

Game	How Obtained	Opp Resulting Drive
St. Joseph's	Fumble Fumble	Punt Touchdown
SW Baptist	Interception	Touchdown
Fort Hays State	Interception Fumble Interception Interception	Punt Safety Missed FG Touchdown
Northwest Missouri	Fumble Fumble Interception	Field Goal Touchdown Touchdown
Central Missouri	Fumble Fumble	Punt Field Goal
Missouri Western	Interception	Downs
Missouri Southern	Fumble Fumble Fumble	Downs Interception Interception
Emporia State	Fumble Interception Interception Interception	Touchdown Touchdown Touchdown Downs
Washburn	None	
Pittsburg State	None	
Nebraska-Omaha	Fumble	Punt





2010 Game Recaps

1

Saturday, August 28, 2010
Rensselaer, Ind.

	1	2	3	4	F
Truman	13	7	3	0	23
St. Joseph's	0	0	7	6	13

Summary

	TSU	SJC
Score	23	13
FIRST DOWNS	16	11
RUSHES-YARDS (NET)	40-168	26-14
PASSING YDS (NET)	156	238
Passes Att-Comp-Int	29-12-0	39-21-0
TOTAL OFFENSE PLAYS-YARDS	69-324	65-224
Fumble Returns-Yards	0-0	0-0
Punt Returns-Yards	3-39	1-3
Kickoff Returns-Yards	0-0	4-40
Interception Returns-Yards	0-0	0-0
Punts (Number-Avg)	5-34.4	7-33.6
Fumbles-Lost	3-2	0-0
Penalties-Yards	3-21	8-74
Possession Time	28:39	31:21
Third-Down Conversions	7 of 17	6 of 17
Fourth-Down Conversions	0 of 1	0 of 3
Red-Zone Scores-Chances	4-6	2-3

Truman State Univ.

Rushing	No.	Gain	Loss	Net	TD	Lg	Avg
Ayora,Harnish	25	100	5	95	2	23	3.8
Davis,Phillip	3	42	0	42	0	31	14.0
Bernard,Anton	8	18	4	14	0	6	1.8
Mosquera,Will	2	15	2	13	0	15	6.5

Passing	C-A-I	Yds	TD	Long	Sack
Davis,Phillip	8-15-0	130	0	51	0
Schottel,Conrad	3-10-0	20	0	9	0

Receiving	No.	Yards	TD	Long
Grier,Dallas	5	106	0	51
Ayora,Harnish	2	17	0	14
Roberts,Caleb	2	11	0	8
Mosquera,Will	1	9	0	9

Punting	No.	Yds	Avg	Long	In20	TB
Phillips,Eric	5	172	34.4	44	2	0

Punt Returns	No.	Yards	TD	Long
Harvey,Donald	2	42	0	42
Byrd,Terrence	1	-3	0	0

Kick Returns	No.	Yards	TD	Long

Tackles	UA-A	Total	Sacks	TFL
Elliott,Michael	5-2	7	0.0	0.0
Jackson,Earl	4-3	7	0.0	0.0
Blackwell,Patrick	3-3	6	1.5	1.5
Walls,Dennis	3-3	6	0.0	0.0

Qtr	Time	Scoring Play	V-H
1st	08:13	TSU - Ayora,Harnish 1 yd run (Koon,Derek kick), 8-59 2:57	7 - 0
	04:26	TSU - Roberts,Caleb 0 yd fumble recovery (Koon,Derek kick failed), 9-58 3:47	13 - 0
2nd	14:56	TSU - Ayora,Harnish 1 yd run (Koon,Derek kick), 5-38 1:41	20 - 0
3rd	08:07	SJC - Mike Hladik 3 yd run (K. Quackenbush kick), 12-79 6:53	20 - 7
	02:21	TSU - Koon,Derek 32 yd field goal, 7-25 2:55	23 - 7
4th	10:04	SJC - Mack Ogletree 4 yd pass from Mike Hladik (Mike Hladik pass failed), 4-35 1:11	23 - 13

2

Saturday, September 4, 2010
Kirksville, Mo.

	1	2	3	4	F
SW Baptist	6	10	7	7	30
Truman	3	13	10	7	33

Summary

	SBU	TSU
Score	30	33
FIRST DOWNS	28	17
RUSHES-YARDS (NET)	41-171	47-277
PASSING YDS (NET)	299	168
Passes Att-Comp-Int	42-28-1	22-14-1
TOTAL OFFENSE PLAYS-YARDS	83-470	69-445
Fumble Returns-Yards	0-0	0-0
Punt Returns-Yards	1-4	1-3
Kickoff Returns-Yards	5-76	6-117
Interception Returns-Yards	1-15	1-0
Punts (Number-Avg)	4-42.5	5-35.4
Fumbles-Lost	1-1	0-0
Penalties-Yards	10-112	12-124
Possession Time	26:24	33:36
Third-Down Conversions	6 of 16	6 of 16
Fourth-Down Conversions	3 of 4	2 of 2
Red-Zone Scores-Chances	3-5	5-5

Southwest Baptist

Rushing	No.	Gain	Loss	Net	TD	Lg	Avg
Everson,Thad	13	83	5	78	0	22	6.0
Duhaney,Justin	15	80	7	73	0	39	4.9
Gachette,Steven	13	79	59	20	2	26	1.5

Passing	C-A-I	Yds	TD	Long	Sack
Gachette,Steven	28-42-1	299	2	46	5

Receiving	No.	Yards	TD	Long
Johnson,Charles	8	88	1	23
Allen,D.A.	8	84	1	35
Kelley,Sean	6	72	0	46
Foster,Derrick	5	46	0	23

Punting	No.	Yds	Avg	Long	In20	TB
Harman,Derek	4	170	42.5	46	1	0

Punt Returns	No.	Yards	TD	Long
Muhammad,Chris	1	4	0	4

Kick Returns	No.	Yards	TD	Long
Everson,Thad	2	31	0	18
Muhammad,Chris	2	31	0	18

Tackles	UA-A	Total	Sacks	TFL
Otwell,Austin	8-4	12	0.0	2.0
Shedd,Shaquille	5-7	12	0.0	1.0
Hodges,Ivan	6-5	11	0.0	0.0

Truman State Univ.

Rushing	No.	Gain	Loss	Net	TD	Lg	Avg
Bernard,Anton	12	110	8	102	1	76	8.5
Davis,Phillip	10	95	0	95	0	45	9.5
Ayora,Harnish	17	78	4	74	2	22	4.4
Harvey,Donald	2	9	0	9	0	5	4.5

Passing	C-A-I	Yds	TD	Long	Sack
Davis,Phillip	14-22-1	168	1	31	0

Receiving	No.	Yards	TD	Long
Blue,Kendrick	6	97	0	31
Harvey,Donald	4	49	1	18
Mosquera,Will	2	6	0	4
Brown,Anthony	1	9	0	9

Punting	No.	Yds	Avg	Long	In20	TB
Phillips,Eric	5	177	35.4	40	1	0

Punt Returns	No.	Yards	TD	Long
Taylor,Paul	1	3	0	3

Kick Returns	No.	Yards	TD	Long
Harvey,Donald	5	100	0	30
Taylor,Paul	1	17	0	17

Tackles	UA-A	Total	Sacks	TFL
Schumacher,Richie	6-4	10	0.0	1.0
Elliott,Michael	5-5	10	0.0	0.0
Reynolds,Adam	4-5	9	0.0	0.0

Qtr	Time	Scoring Play	V-H
1st	09:49	SBU - Gachette,Steven 6 yd run (Kocurek,Andrew kick blockd), 10-49 3:12	6 - 0
	03:44	TSU - Koon,Derek 23 yd field goal, 14-64 6:01	6 - 3
2nd	13:59	SBU - Johnson,Charles 23 yd pass from Gachette,Steven (Kocurek,Andrew kick), 4-51 0:49	13 - 3
	09:07	TSU - Ayora,Harnish 2 yd run (Koon,Derek kick), 8-66 4:47	13 - 10
	03:11	SBU - Kocurek,Andrew 39 yd field goal, 15-54 5:49	16 - 10
	00:25	TSU - Harvey,Donald 6 yd pass from Davis,Phillip (Koon,Derek kick failed), 7-53 2:40	16 - 16
3rd	10:04	TSU - Ayora,Harnish 1 yd run (Koon,Derek kick), 9-60 4:49	16 - 23
	05:55	TSU - Koon,Derek 29 yd field goal, 7-59 3:09	16 - 26
	00:21	SBU - Gachette,Steven 26 yd run (Kocurek,Andrew kick), 6-52 1:57	23 - 26
4th	11:15	TSU - Bernard,Anton 76 yd run (Koon,Derek kick), 2-80 0:49	23 - 33
	09:02	SBU - Allen,D.A. 35 yd pass from Gachette,Steven (Kocurek,Andrew kick), 7-79 2:08	30 - 33





2010 Game Recaps

3

Saturday, September 18, 2010
Hays, Kan.

	1	2	3	4	F
Truman	0	7	0	2	9
Fort Hays St.	0	14	0	20	34

Summary

	TSU	FHSU
Score	9	34
FIRST DOWNS	13	21
RUSHES-YARDS (NET)	31-110	36-167
PASSING YDS (NET)	107	325
Passes Att-Comp-Int	33-15-3	35-18-0
TOTAL OFFENSE PLAYS-YARDS	64-217	71-492
Fumble Returns-Yards	0-0	0-0
Punt Returns-Yards	0-0	2--2
Kickoff Returns-Yards	7-143	2-38
Interception Returns-Yards	0-0	3-2
Punts (Number-Avg)	8-34.1	5-35.8
Fumbles-Lost	3-1	2-0
Penalties-Yards	3-25	3-25
Possession Time	25:56	32:00
Third-Down Conversions	5 of 14	4 of 14
Fourth-Down Conversions	1 of 1	1 of 2
Red-Zone Scores-Chances	1-1	2-3

Truman State Univ.

Rushing	No.	Gain	Loss	Net	TD	Lg	Avg
Davis, Phillip	10	71	2	69	1	15	6.9
Mosquera, Will	7	27	0	27	0	7	3.9
Ayora, Harmish	6	17	3	14	0	8	2.3
Bernard, Anton	6	8	2	6	0	4	1.0

Passing	C-A-I	Yds	TD	Long	Sack
Davis, Phillip	10-21-1	84	0	21	1
Schottel, Conrad	5-8-1	23	0	10	0

Receiving	No.	Yards	TD	Long
Taylor, Paul	3	32	0	21
Brown, Anthony	2	22	0	12
Roberts, Caleb	2	16	0	10
Mosquera, Will	2	10	0	9

Punting	No.	Yds	Avg	Long	In20	TB
Phillips, Eric	8	273	34.1	52	4	0

Punt Returns	No.	Yards	TD	Long

Kick Returns	No.	Yards	TD	Long
Harvey, Donald	3	91	0	55
Taylor, Paul	2	47	0	35

Tackles	UA-A	Total	Sacks	TFL
Freeman, Anthony	3-5	8	1.0	1.0
Walls, Dennis	5-2	7	0.0	0.0
Elliott, Michael	4-3	7	0.0	0.5
Byrd, Terrence	4-2	6	0.0	0.0

Qtr	Time	Scoring Play	V-H
2nd	08:50	FHSU - Gadwood, Beau 25 yd pass from Garrison, Mike (Kimbrough, Tyler kick), 9-97 4-41	0-7
	05:07	TSU - Davis, Phillip 15 yd run (Koon, Derek kick), 8-65 3-38	7-7
	00:23	FHSU - Walker, James 47 yd pass from Garrison, Mike (Kimbrough, Tyler kick), 5-74 0:51	7-14
4th	11:52	TSU - TEAM safety	9-14
	07:27	FHSU - Murdock, O.J. 24 yd pass from Garrison, Mike (Kimbrough, Tyler kick), 9-87 3:19	9-21
	04:13	FHSU - Walker, James 1 yd run (Kimbrough, Tyler kick failed), 3-72 1:09	9-27
	02:04	FHSU - Garrison, Mike 5 yd run (Kimbrough, Tyler kick), 3-47 1:20	9-34

4

Saturday, September 25, 2010
Kirksville, Mo.

	1	2	3	4	F
#7 NW Missouri	17	13	7	7	44
Truman	0	3	7	0	10

Summary

	NWMSU	TSU
Score	44	10
FIRST DOWNS	18	11
RUSHES-YARDS (NET)	49-269	44-131
PASSING YDS (NET)	149	86
Passes Att-Comp-Int	18-10-0	17-7-1
TOTAL OFFENSE PLAYS-YARDS	67-418	61-217
Fumble Returns-Yards	0-0	0-0
Punt Returns-Yards	3--11	0-0
Kickoff Returns-Yards	3-41	8-200
Interception Returns-Yards	1-9	0-0
Punts (Number-Avg)	5-41.0	6-37.3
Fumbles-Lost	3-1	2-2
Penalties-Yards	4-41	7-45
Possession Time	28:13	31:47
Third-Down Conversions	3 of 11	7 of 17
Fourth-Down Conversions	1 of 1	0 of 1
Red-Zone Scores-Chances	6-6	2-3

Northwest Mo.

Rushing	No.	Gain	Loss	Net	TD	Lg	Avg
Creason, Billy	21	173	4	169	3	38	8.0
Austin, Kelvin	16	73	3	70	1	21	4.4
Simmons, Jordan	4	33	4	29	0	26	7.2
Bolles, Blake	6	24	5	19	0	14	3.2

Passing	C-A-I	Yds	TD	Long	Sack
Bolles, Blake	10-16-0	149	2	60	0
TEAM	0-1-0	0	0	0	0

Receiving	No.	Yards	TD	Long
Hinchey, John	2	28	0	18
Baker, Josh	2	24	1	12
Soy, Jake	2	15	0	9
Austin, Kelvin	1	60	0	60

Punting	No.	Yds	Avg	Long	In20	TB
Stadler, Michael	5	205	41.0	51	2	0

Punt Returns	No.	Yards	TD	Long
Shaw, Tyler	2	-1	0	0
Foster-Rettig, A	1	-10	0	0

Kick Returns	No.	Yards	TD	Long
Simmons, Jordan	1	21	0	21
Shaw, Tyler	1	9	0	9

Tackles	UA-A	Total	Sacks	TFL
Foster-Rettig, A	3-3	6	0.0	0.0
Lorenson, Josh	2-4	6	0.0	0.5
Sunderman, Kyle	2-4	6	0.0	2.0
Shade, Shayne	1-5	6	0.0	0.0

Qtr	Time	Scoring Play	V-H
1st	12:28	NWMSU - Baker, Josh 12 yd pass from Bolles, Blake (Adolf, Todd kick), 7-65 2:36	7-0
	10:41	NWMSU - Adolf, Todd 37 yd field goal, 5-0 1:43	10-0
	04:06	NWMSU - Creason, Billy 19 yd run (Adolf, Todd kick), 6-44 2:23	17-0
2nd	08:07	TSU - Koon, Derek 26 yd field goal, 12-67 6:06	17-3
	03:00	NWMSU - Creason, Billy 1 yd run (Adolf, Todd kick), 5-73 1:54	24-3
	00:25	NWMSU - Shaw, Tyler 7 yd pass from Bolles, Blake (Adams, Trevor rush failed), 8-46 2:23	30-3
3rd	06:19	NWMSU - Austin, Kelvin 1 yd run (Adolf, Todd kick), 5-55 2:04	37-3
	03:40	TSU - Davis, Phillip 5 yd run (Koon, Derek kick), 6-57 2:30	37-10
4th	14:56	NWMSU - Creason, Billy 1 yd run (Adolf, Todd kick), 5-35 1:38	44-10



2010 Game Recaps

5

**Saturday, October 2, 2010
Kirksville, Mo.**

	1	2	3	4	F
#16 Central Mo.	7	7	14	10	38
Truman	7	0	0	7	14

Summary

	UCM	TSU
Score	38	14
FIRST DOWNS	18	15
RUSHES-YARDS (NET)	20-113	42-181
PASSING YDS (NET)	267	150
Passes Att-Comp-Int	40-27-1	25-15-0
TOTAL OFFENSE PLAYS-YARDS	60-380	67-331
Fumble Returns-Yards	0-0	0-0
Punt Returns-Yards	3-9	0-0
Kickoff Returns-Yards	3-134	6-105
Interception Returns-Yards	0-0	1-43
Punts (Number-Avg)	4-35.5	8-38.1
Fumbles-Lost	1-0	2-2
Penalties-Yards	2-8	3-25
Possession Time	25:53	34:07
Third-Down Conversions	5 of 12	8 of 17
Fourth-Down Conversions	0 of 1	1 of 1
Red-Zone Scores-Chances	3-3	2-4

Central Missouri

Rushing	No.	Gain	Loss	Net	TD	Lg	Avg
Stewart,Anthony	16	139	4	135	2	47	8.4
Mason,Seth	2	4	3	1	0	4	0.5
TEAM	1	0	2	-2	0	0	-2.0
Allison,Reid	1	0	21	-21	0	0	-21.0

Passing	C-A-I	Yds	TD	Long	Sack
Czerniewski,Eri	27-40-1	267	2	41	0

Receiving	No.	Yards	TD	Long
Stewart,Anthony	7	75	0	41
Cosby,DeMarco	5	56	2	22
Parks,Adam	4	51	0	23
Mason,Seth	4	40	0	16

Punting	No.	Yds	Avg	Long	In20	TB
Jordan,Matt	4	142	35.5	51	3	0

Punt Returns	No.	Yards	TD	Long
Parks,Adam	3	9	0	14

Kick Returns	No.	Yards	TD	Long
Stephens,Paul	1	78	0	78
Mason,Seth	1	16	0	16

Tackles	UA-A	Total	Sacks	TFL
Knight,Evan	5-5	10	0.0	0.5
McDonald,Dconte	5-3	8	1.5	4.0
Scribner,Cody	3-2	5	0.0	0.0
South,P.J.	2-3	5	0.0	0.5

Qtr	Time	Scoring Play	V-H
1st	08:59	TSU - Bernard,Anton 5 yd run (Koon,Derek kick), 11-65 6:01	0 - 7
	00:56	UCM - Stewart,Anthony 25 yd run (Jamieson,Aaron kick), 7-77 2:56	7 - 7
2nd	02:46	UCM - Cosby,DeMarco 22 yd pass from Czerniewski,Eri (Jamieson,Aaron kick), 8-66 3:41	14 - 7
3rd	14:06	UCM - Stewart,Anthony 5 yd run (Jamieson,Aaron kick), 2-10 0:42	21 - 7
	07:36	UCM - Cosby,DeMarco 5 yd pass from Czerniewski,Eri (Jamieson,Aaron kick), 7-80 2:20	28 - 7
4th	06:54	UCM - Jamieson,Aaron 21 yd field goal, 8-87 4:18	31 - 7
	02:50	TSU - Grier,Dallas 4 yd pass from Davis,Phillip (Koon,Derek kick), 11-75 3:58	31 - 14
	02:44	UCM - Cosby,DeMarco 40 yd kickoff return (Jamieson,Aaron kick)	38 - 14

6

**Saturday, October 9, 2010
St. Joseph, Mo.**

	1	2	3	4	F
Truman	0	7	0	0	7
#19 Mo. Western	3	10	6	10	29

Summary

	TSU	MWSU
Score	7	29
FIRST DOWNS	14	19
RUSHES-YARDS (NET)	42-184	32-82
PASSING YDS (NET)	61	413
Passes Att-Comp-Int	24-6-1	37-26-0
TOTAL OFFENSE PLAYS-YARDS	66-245	69-495
Fumble Returns-Yards	0-0	0-0
Punt Returns-Yards	1-9	2-24
Kickoff Returns-Yards	5-107	2-39
Interception Returns-Yards	0-0	1-7
Punts (Number-Avg)	7-41.9	4-38.2
Fumbles-Lost	2-0	1-1
Penalties-Yards	2-16	4-45
Possession Time	27:26	32:34
Third-Down Conversions	2 of 13	4 of 14
Fourth-Down Conversions	1 of 3	1 of 3
Red-Zone Scores-Chances	1-1	4-5

Truman State Univ.

Rushing	No.	Gain	Loss	Net	TD	Lg	Avg
Davis,Phillip	16	60	6	54	1	13	3.4
Mosquera,Will	6	50	2	48	0	20	8.0
Ayora,Harnish	11	40	0	40	1	11	3.6
Bernard,Anton	8	35	0	35	0	8	4.4

Passing	C-A-I	Yds	TD	Long	Sack
Davis,Phillip	4-19-1	36	0	24	1
Schottel,Conrad	2-5-0	25	0	13	0

Receiving	No.	Yards	TD	Long
Grier,Dallas	2	29	0	24
Blue,Kendrick	2	19	0	13
Brown,Anthony	1	12	0	12
Mundwiller,Andy	1	1	0	1

Punting	No.	Yds	Avg	Long	In20	TB
Phillips,Eric	7	293	41.9	51	3	1

Punt Returns	No.	Yards	TD	Long
Millender,Tremaine	1	9	0	9

Kick Returns	No.	Yards	TD	Long
Bernard,Anton	2	64	0	40
Marr,Max	1	3	0	0

Tackles	UA-A	Total	Sacks	TFL
Elliott,Michael	7-5	12	0.0	0.0
Marr,Max	5-5	10	0.0	0.5
Millender,Tremaine	4-2	6	0.0	0.0
Byrd,Terrence	5-0	5	0.0	0.0

Missouri Western

Rushing	No.	Gain	Loss	Net	TD	Lg	Avg
Hill,Michael	18	54	8	46	1	6	2.6
Hodges,Thomas	12	46	3	43	0	15	3.6
Partridge,Travi	1	0	1	-1	0	0	-1.0
Newhart,Drew	1	0	6	-6	0	0	-6.0

Passing	C-A-I	Yds	TD	Long	Sack
Newhart,Drew	25-35-0	412	2	73	1
Partridge,Travi	1-2-0	1	0	1	0

Receiving	No.	Yards	TD	Long
Mead,Andrew	9	166	1	73
Downing,Terrell	6	71	0	19
Hill,Michael	3	19	0	7
Clausen,Adam	2	38	0	25

Punting	No.	Yds	Avg	Long	In20	TB
Beckwith,Brad	4	153	38.2	49	1	0

Punt Returns	No.	Yards	TD	Long
Downing,Terrell	2	24	0	23

Kick Returns	No.	Yards	TD	Long
Western,Jeremy	1	20	0	20
Downing,Terrell	1	19	0	19

Tackles	UA-A	Total	Sacks	TFL
Bass,David	9-2	11	1.0	0.5
Simpson,Shane	5-0	5	0.0	0.0
Speaks,Matt	2-3	5	0.0	0.0
Whiters,Sean	2-3	5	0.0	1.5

Qtr	Time	Scoring Play	V-H
1st	08:39	MWSU - Beckwith,Brad 23 yd field goal, 14-58 6:21	0 - 3
2nd	14:20	MWSU - Hill,Michael 6 yd run (Beckwith,Brad kick), 8-80 3:21	0 - 10
	03:38	TSU - Davis,Phillip 2 yd run (Koon,Derek kick), 8-40 3:37	7 - 10
	00:00	MWSU - Beckwith,Brad 24 yd field goal, 4-34 0:16	7 - 13
3rd	07:06	MWSU - Mead,Andrew 73 yd pass from Newhart,Drew (Newhart,Drew pass incept), 1-73 0:11	7 - 19
4th	14:50	MWSU - Beckwith,Brad 32 yd field goal, 7-49 2:26	7 - 22
	05:07	MWSU - Fowler,David 31 yd pass from Newhart,Drew (Beckwith,Brad kick), 5-59 2:35	7 - 29





2010 Game Recaps

7

Saturday, October 16, 2010
Kirksville, Mo.

	1	2	3	4	F
Mo. Southern	0	0	0	6	6
Truman	3	3	3	14	23

Summary

	MSSU	TSU
Score	6	23
FIRST DOWNS	15	14
RUSHES-YARDS (NET)	30-19	47-100
PASSING YDS (NET)	241	189
Passes Att-Comp-Int	33-18-3	18-12-0
TOTAL OFFENSE PLAYS-YARDS	63-260	65-289
Fumble Returns-Yards	0-0	0-0
Punt Returns-Yards	0-0	2-20
Kickoff Returns-Yards	5-119	2-18
Interception Returns-Yards	0-0	3-21
Punts (Number-Avg)	4-39.2	4-34.0
Fumbles-Lost	5-4	4-3
Penalties-Yards	3-25	5-45
Possession Time	24:24	35:36
Third-Down Conversions	2 of 11	6 of 15
Fourth-Down Conversions	1 of 5	0 of 1
Red-Zone Scores-Chances	0-1	4-6

Missouri Southern

Rushing	No.	Gain	Loss	Net	TD	Lg	Avg
Gedward,Cornell	11	35	2	33	0	12	3.0
Cox,Kellen	1	10	0	10	0	10	10.0
Mathis,Jerami	1	2	0	2	0	2	2.0
Aiono,Anthon	1	2	0	2	0	2	2.0

Passing	C-A-I	Yds	TD	Long	Sack
Thompson,Roland	10-17-2	165	1	30	3
Howard,Collin	8-16-1	76	0	27	2

Receiving	No.	Yards	TD	Long
Zerkel,Landon	11	140	0	27
Threat,Ne'Ronte	3	35	0	26
Cox,Kellen	2	36	1	30
Gedward,Cornell	1	19	0	17

Punting	No.	Yds	Avg	Long	In20	TB
Krause,Mark	4	157	39.2	45	1	0

Punt Returns	No.	Yards	TD	Long

Kick Returns	No.	Yards	TD	Long
Cox,Kellen	2	43	0	35
Threat,Ne'Ronte	2	68	0	37

Tackles	UA-A	Total	Sacks	TFL
Teer,Nick	5-5	10	0.0	1.0
Horsely,Demond	3-4	7	0.0	0.0
Bratzler,Dusty	3-4	7	0.0	1.0
Williams,Brandon	2-5	7	0.0	1.5

Truman State Univ.

Rushing	No.	Gain	Loss	Net	TD	Lg	Avg
Ayora,Harmish	24	59	17	42	1	10	1.8
Davis,Phillip	7	36	0	36	0	16	5.1
Mosquera,Will	7	33	4	29	0	15	4.1
Bernard,Anton	6	22	2	20	0	8	3.3

Passing	C-A-I	Yds	TD	Long	Sack
Davis,Phillip	12-16-0	189	0	66	0
Schottel,Conrad	0-2-0	0	0	0	0

Receiving	No.	Yards	TD	Long
Mundwiller,Andy	3	19	0	9
Grier,Dallas	2	79	0	66
Blue,Kendrick	2	32	0	17
Brown,Anthony	2	31	0	24

Punting	No.	Yds	Avg	Long	In20	TB
Phillips,Eric	4	136	34.0	43	1	0

Punt Returns	No.	Yards	TD	Long
Mundwiller,Andy	2	20	0	10

Kick Returns	No.	Yards	TD	Long
Bernard,Anton	1	13	0	13
Mosquera,Will	1	5	0	5

Tackles	UA-A	Total	Sacks	TFL
Elliott,Michael	6-2	8	1.0	1.0
Gayden,Robert	3-3	6	0.0	0.5
Millender,Tremaine	2-4	6	0.0	0.0
Shaw,Kyle	2-3	5	0.0	0.5

Qtr	Time	Scoring Play	V-H
1st	03:50	TSU - Koon,Derek 28 yd field goal, 14-64 7:32	0 - 3
2nd	00:49	TSU - Koon,Derek 41 yd field goal, 9-40 3:38	0 - 6
3rd	03:26	TSU - Koon,Derek 27 yd field goal, 11-62 6:03	0 - 9
4th	13:43	TSU - Ayora,Harmish 1 yd run (Koon,Derek kick), 4-72 1:24	0 - 16
	03:50	MSSU - Cox,Kellen 30 yd pass from Thompson,Roland (Thompson,Roland pass failed), 3-49 0:55	6 - 16
	00:44	TSU - Elliott,Michael 21 yd interception return (Koon,Derek kick)	6 - 23

8

Saturday, October 23, 2010
Emporia, Kan.

	1	2	3	4	F
Truman	7	7	10	13	37
Emporia St.	7	7	13	7	34

Summary

	TSU	ESU
Score	37	34
FIRST DOWNS	17	12
RUSHES-YARDS (NET)	37-173	45-252
PASSING YDS (NET)	201	47
Passes Att-Comp-Int	28-15-3	14-9-0
TOTAL OFFENSE PLAYS-YARDS	65-374	59-299
Fumble Returns-Yards	0-0	0-0
Punt Returns-Yards	3-4	2-27
Kickoff Returns-Yards	5-117	4-49
Interception Returns-Yards	0-0	3-17
Punts (Number-Avg)	6-29.7	5-37.4
Fumbles-Lost	3-1	3-3
Penalties-Yards	5-55	3-22
Possession Time	31:29	28:06
Third-Down Conversions	6 of 14	2 of 11
Fourth-Down Conversions	0 of 0	1 of 4
Red-Zone Scores-Chances	6-6	3-3

Truman State Univ.

Rushing	No.	Gain	Loss	Net	TD	Lg	Avg
Davis,Phillip	19	100	4	96	0	24	5.1
Mosquera,Will	12	54	2	52	1	26	4.3
Harvey,Donald	3	22	0	22	1	20	7.3
Ayora,Harmish	2	5	1	4	1	5	2.0

Passing	C-A-I	Yds	TD	Long	Sack
Davis,Phillip	13-23-2	165	2	50	2
Schottel,Conrad	2-5-1	36	0	21	0

Receiving	No.	Yards	TD	Long
Grier,Dallas	8	112	0	22
Mosquera,Will	3	10	1	7
Klott,Jeff	2	22	0	11
Harvey,Donald	1	50	0	50

Punting	No.	Yds	Avg	Long	In20	TB
Phillips,Eric	5	178	35.6	50	3	0
TEAM	1	0	0.0	0	0	0

Punt Returns	No.	Yards	TD	Long
Mundwiller,Andy	3	4	0	3

Kick Returns	No.	Yards	TD	Long
Millender,Tremaine	3	49	0	23
Elliott,Michael	1	47	0	33

Tackles	UA-A	Total	Sacks	TFL
Elliott,Michael	5-4	9	0.0	0.0
Reynolds,Adam	3-3	6	0.0	1.5
Summers,Ryan	5-0	5	0.0	1.0

Emporia State

Rushing	No.	Gain	Loss	Net	TD	Lg	Avg
Hall,Derwin	4	90	0	90	2	65	22.5
Smith,Sheldon	13	72	14	58	0	19	4.5
Abner,Adrian	12	65	10	55	1	21	4.6
Smart,Kevin	8	39	0	39	1	13	4.9

Passing	C-A-I	Yds	TD	Long	Sack
Eckenrode,Tyler	6-8-0	32	0	10	1
Smith,Sheldon	3-6-0	15	0	12	2

Receiving	No.	Yards	TD	Long
Richardson,Shju	4	7	0	10
Hall,Derwin	2	21	0	12
Coursen,Matt	2	15	0	11
Abner,Adrian	1	4	0	4

Punting	No.	Yds	Avg	Long	In20	TB
Chilson,Tyler	5	187	37.4	48	1	0

Punt Returns	No.	Yards	TD	Long
Murphy,Brian	1	1	0	1
Jones,Corey	1	16	0	0

Kick Returns	No.	Yards	TD	Long
Hall,Derwin	2	23	0	14
Dozier,Julian	1	25	0	25

Tackles	UA-A	Total	Sacks	TFL
Luthi,Michael	4-6	10	1.0	1.5
Webb,Daniel	4-5	9	1.0	1.0
Ayodele,Harold	4-3	7	0.0	0.5

Qtr	Time	Scoring Play	V-H
1st	03:20	ESU - Smart,Kevin 1 yd run (King,Zak kick), 7-42 3:39	0 - 7
	00:17	TSU - Ayora,Harmish 5 yd run (Koon,Derek kick), 2-4 0:39	7 - 7
2nd	10:32	ESU - Bettler,Taylor 10 yd blocked punt return (King,Zak kick)	7 - 14
	00:55	TSU - Mosquera,Will 3 yd run (Koon,Derek kick), 9-59 5:00	14 - 14
3rd	09:08	TSU - Koon,Derek 23 yd field goal, 7-62 3:33	17 - 14
	08:56	ESU - Hall,Derwin 65 yd run (King,Zak kick failed), 1-65 0:09	17 - 20
	06:27	ESU - Hall,Derwin 13 yd run (King,Zak kick), 4-43 1:35	17 - 27
	02:35	TSU - Harvey,Donald 20 yd run (Koon,Derek kick), 8-81 3:46	24 - 27
4th	08:51	ESU - Abner,Adrian 12 yd run (King,Zak kick), 6-31 2:58	24 - 34
	04:47	TSU - Roberts,Caleb 7 yd pass from Davis,Phillip (Koon,Derek kick), 6-71 1:47	24 - 34
	02:00	TSU - Mosquera,Will 1 yd pass from Davis,Phillip (Koon,Derek kick blocked), 6-20 2:39	31 - 34





2010 Game Recaps

9

Saturday, October 30, 2010 Kirksville, Mo.

	1	2	3	4	F
Washburn	7	14	10	14	45
Truman	7	2	0	3	12

10

Saturday, November 6, 2010 Pittsburg, Kan.

	1	2	3	4	F
Truman	3	3	0	8	14
Pittsburg St.	3	7	7	0	17

Summary

	WU	TSU
Score	45	12
FIRST DOWNS	16	13
RUSHES-YARDS (NET)	31-63	44-107
PASSING YDS (NET)	309	87
Passes Att-Comp-Int	32-19-0	26-8-0
TOTAL OFFENSE PLAYS-YARDS	63-372	70-194
Fumble Returns-Yards	0-0	0-0
Punt Returns-Yards	7-74	0-0
Kickoff Returns-Yards	2-49	7-117
Interception Returns-Yards	0-0	0-0
Punts (Number-Avg)	4-41.0	11-30.9
Fumbles-Lost	3-1	1-0
Penalties-Yards	8-71	9-90
Possession Time	25:30	34:30
Third-Down Conversions	6 of 13	3 of 16
Fourth-Down Conversions	0 of 2	0 of 1
Red-Zone Scores-Chances	3-3	2-2

Washburn

Rushing	No.	Gain	Loss	Net	TD	Lg	Avg
Lowe,Terrance	11	67	3	64	1	39	5.8
Cooper,Justin	13	39	0	39	1	9	3.0
Simoneau,Dane	1	5	0	5	0	5	5.0
Haug,Brad	2	4	0	4	0	4	2.0

Passing	C-A-I	Yds	TD	Long	Sack
Simoneau,Dane	15-25-0	237	3	35	0
Kasel,Cameron	4-7-0	72	1	22	0

Receiving

No.	Yards	TD	Long	
Beard,DeJuan	6	65	1	32
Hastings,Joe	4	108	0	35
Garner,Ronnell	3	44	2	22
Hurst,Tore	2	35	1	26

Punting

No.	Yds	Avg	Long	In20	TB	
Hills,Austin	4	164	41.0	48	3	1

Punt Returns

No.	Yards	TD	Long	
Beard,DeJuan	5	74	0	34
Hastings,Joe	1	0	0	0

Kick Returns

No.	Yards	TD	Long	
Beard,DeJuan	1	21	0	21
Garner,Ronnell	1	28	0	28

Tackles

UA-A	Total	Sacks	TFL	
Palan-Johnson,Dakota	5-6	11	1.0	1.0
Wilhoite,Michael	3-6	9	0.0	0.5
Atagi,Bryce	4-2	6	0.0	1.0
Pfannenstiel,Marty	2-4	6	0.5	0.5

Qtr	Time	Scoring Play	V-H
1st	04:50	TSU - Davis,Phillip 2 yd run (Koon,Derek kick), 14-84 7:39	0 - 7
	02:23	WU - Hurst,Tore 26 yd pass from Simoneau,Dane (Ivanisevic,Steve kick), 6-72 2:19	7 - 7
2nd	08:00	TSU - TEAM safety	7 - 9
	02:02	WU - Beard,DeJuan 32 yd pass from Simoneau,Dane (Ivanisevic,Steve kick), 4-51 1:33	14 - 9
	00:13	WU - Cooper,Justin 1 yd run (Ivanisevic,Steve kick), 3-25 0:44	21 - 9
3rd	12:02	WU - Ivanisevic,Steve 32 yd field goal, 4-3 0:57	24 - 9
	05:35	WU - Garner,Ronnell 14 yd pass from Simoneau,Dane (Ivanisevic,Steve kick), 8-52 4:09	31 - 9
4th	10:19	WU - Garner,Ronnell 22 yd pass from Kasel,Cameron (Ivanisevic,Steve kick), 7-68 2:36	38 - 9
	08:09	WU - Lowe,Terrance 39 yd run (Ivanisevic,Steve kick), 1-39 0:08	45 - 9
	03:00	TSU - Koon,Derek 26 yd field goal, 7-38 1:32	45 - 12

Summary

	TSU	PSU
Score	14	17
FIRST DOWNS	22	13
RUSHES-YARDS (NET)	47-166	40-181
PASSING YDS (NET)	210	60
Passes Att-Comp-Int	27-13-0	16-6-2
TOTAL OFFENSE PLAYS-YARDS	74-376	56-241
Fumble Returns-Yards	0-0	0-0
Punt Returns-Yards	3-24	2-18
Kickoff Returns-Yards	3-71	3-55
Interception Returns-Yards	2-4	0-0
Punts (Number-Avg)	4-34.8	4-47.8
Fumbles-Lost	0-0	1-0
Penalties-Yards	6-58	7-45
Possession Time	35:50	24:10
Third-Down Conversions	4 of 14	4 of 12
Fourth-Down Conversions	2 of 2	1 of 2
Red-Zone Scores-Chances	3-5	3-3

Truman State Univ.

Rushing	No.	Gain	Loss	Net	TD	Lg	Avg
Mosquera,Will	16	76	2	74	0	14	4.6
Davis,Phillip	22	44	10	71	0	16	3.2
Taylor,Paul	2	18	4	14	0	18	7.0
Harvey,Donald	3	14	0	14	0	10	4.7

Passing	C-A-I	Yds	TD	Long	Sack
Davis,Phillip	13-24-0	210	1	38	2
Schottel,Conrad	1-5-0	21	0	21	0

Receiving

No.	Yards	TD	Long	
Mundwiler,Andy	4	32	0	16
Harvey,Donald	1	21	0	21
Brown,Anthony	1	15	0	15
Grier,Dallas	1	12	0	12

Punting

No.	Yds	Avg	Long	In20	TB	
Phillips,Eric	4	139	34.8	42	2	0

Punt Returns

No.	Yards	TD	Long	
Mundwiler,Andy	3	24	0	12

Kick Returns

No.	Yards	TD	Long	
Millender,Tremaine	3	71	0	38

Tackles

UA-A	Total	Sacks	TFL	
Schumacher,Richie	3-6	9	0.0	0.0
Millender,Tremaine	4-3	7	0.0	0.5
Elliott,Michael	2-4	6	0.0	0.0
Marr,Max	3-2	5	0.0	0.0

Qtr	Time	Scoring Play	V-H
1st	10:39	PSU - Craig,Jake 38 yd field goal, 7-27 5:9	0 - 3
	07:29	TSU - Koon,Derek 22 yd field goal, 8-57 3:02	3 - 3
2nd	07:44	TSU - Koon,Derek 19 yd field goal, 10-67 4:14	6 - 3
	00:39	PSU - Wilson,Briceton 4 yd run (Craig,Jake kick), 10-75 3:31	6 - 10
3rd	05:06	PSU - Morris,Nate 12 yd run (Craig,Jake kick), 13-68 5:39	6 - 17
4th	04:54	TSU - Blue,Kendrick 15 yd pass from Davis,Phillip (Grier,Dallas pass from Davis,Phillip), 12-60 7:11	14 - 17





2010 Game Recaps

11

Saturday, November 13, 2010
Kirksville, Mo.

	1	2	3	4	F
Neb.-Omaha	7	21	13	21	62
Truman	12	14	28	7	61

Summary

	UNOFB	TSU
Score	62	61
FIRST DOWNS	30	25
RUSHES-YARDS (NET)	40-299	51-336
PASSING YDS (NET)	314	218
Passes Att-Comp-Int	32-20-1	20-12-0
TOTAL OFFENSE PLAYS-YARDS	72-613	71-554
Fumble Returns-Yards	0-0	0-0
Punt Returns-Yards	0-0	0-0
Kickoff Returns-Yards	8-146	8-218
Interception Returns-Yards	0-0	1-27
Punts (Number-Avg)	3-30.7	2-30.5
Fumbles-Lost	1-1	3-1
Penalties-Yards	5-34	2-27
Possession Time	29:26	30:34
Third-Down Conversions	6 of 11	10 of 14
Fourth-Down Conversions	1 of 1	0 of 1
Red-Zone Scores-Chances	7-7	6-6

Nebraska-Omaha

Rushing	No.	Gain	Loss	Net	TD	Lg	Avg
Terrell, Levi	23	226	0	226	3	54	9.8
Coleman, Justin	2	44	0	44	1	35	22.0
Teigland, John	6	31	8	23	0	13	3.8
Franklin III, Ja	9	18	12	6	0	5	0.7

Passing	C-A-I	Yds	TD	Long	Sack
Teigland, John	20-31-1	314	5	44	1
TEAM	0-1-0	0	0	0	0

Receiving	No.	Yards	TD	Long
Higgins, Mike	6	103	1	31
Wells, Austin	5	124	3	44
Patent, Jonathan	4	55	1	27
Parker, Marques	2	6	0	3

Punting	No.	Yds	Avg	Long	In20	TB
Schlautman, Jaso	3	92	30.7	40	1	1

Punt Returns	No.	Yards	TD	Long

Kick Returns	No.	Yards	TD	Long
Parker, Marques	6	128	0	30
Williams, A.J.	1	0	0	0

Tackles	UA-A	Total	Sacks	TFL
Barrett, Shaquil	7-5	12	0.0	0.0
Pelster, Danny	4-6	10	0.0	0.0

Truman State Univ.

Rushing	No.	Gain	Loss	Net	TD	Lg	Avg
Davis, Phillip	20	151	0	151	2	66	7.6
Harvey, Donald	17	131	0	131	3	44	7.7
Mosquera, Will	12	47	0	47	0	12	3.9
Ayora, Harmish	2	7	0	7	0	4	3.5

Passing	C-A-I	Yds	TD	Long	Sack
Davis, Phillip	12-20-0	218	3	42	0

Receiving	No.	Yards	TD	Long
Grier, Dallas	5	77	2	42
Brown, Anthony	2	47	1	31
Roberts, Caleb	2	25	0	13
Blue, Kendrick	1	36	0	36

Punting	No.	Yds	Avg	Long	In20	TB
Phillips, Eric	2	61	30.5	32	0	0

Punt Returns	No.	Yards	TD	Long

Kick Returns	No.	Yards	TD	Long
Taylor, Paul	3	69	0	35
Mosquera, Will	3	26	0	16

Tackles	UA-A	Total	Sacks	TFL
Elliott, Michael	6-8	14	0.0	0.0
Millender, Tremaine	6-6	12	0.0	0.0

Qtr	Time	Scoring Play	V-H
1st	09:23	TSU - Davis, Phillip 2 yd run (Koon, Derek kick failed), 8-48 3:44	0-6
	07:50	UNOFB - Coleman, Justin 9 yd run (Ramsay, Jacob kick), 4-79 1:27	7-6
	04:23	TSU - Brown, Anthony 31 yd pass from Davis, Phillip (Davis, Phillip rush failed), 7-65 3:22	7-12
2nd	12:21	UNOFB - Patent, Jonathan 27 yd pass from Teigland, John (Ramsay, Jacob kick), 4-50 2:26	14-12
	10:55	TSU - Grier, Dallas 42 yd pass from Davis, Phillip (Roberts, Caleb pass from Davis, Phillip), 3-55 1:18	14-20
	08:56	UNOFB - Terrell, Levi 3 yd run (Ramsay, Jacob kick), 5-70 1:59	21-20
	01:26	TSU - Harvey, Donald 7 yd run (Davis, Phillip pass failed), 10-80 5:18	21-26
	01:04	UNOFB - Wells, Austin 44 yd pass from Teigland, John (Ramsay, Jacob kick), 2-45 0:14	28-26
3rd	14:43	TSU - Millender, Tremaine 96 yd kickoff return (Koon, Derek kick)	28-33
	11:33	TSU - Harvey, Donald 15 yd run (Koon, Derek kick), 5-36 2:15	28-40
	09:32	UNOFB - Terrell, Levi 5 yd run (Ramsay, Jacob kick), 5-41 1:53	35-40
	04:54	TSU - Davis, Phillip 2 yd run (Koon, Derek kick), 9-64 4:32	35-47
	02:18	UNOFB - Wells, Austin 16 yd pass from Teigland, John (Ramsay, Jacob kick failed), 7-66 2:27	41-47
	00:25	TSU - Harvey, Donald 12 yd run (Koon, Derek kick), 4-85 1:47	41-54
4th	10:17	UNOFB - Wells, Austin 11 yd pass from Teigland, John (Ramsay, Jacob kick), 11-58 4:58	48-54
	07:45	TSU - Grier, Dallas 5 yd pass from Davis, Phillip (Koon, Derek kick), 5-60 2:32	48-61
	04:27	UNOFB - Terrell, Levi 1 yd run (Ramsay, Jacob kick), 9-76 3:11	55-61



Quarterback Phil Davis rushed for a team leading 833 yards and threw for another 1500 while starting and playing in all 11 games for the Bulldogs in 2010.



Anton Bernard had the year's longest run of 76 yards for a touchdown in the home opener against SBU. The senior had his career cut short with a knee injury against Mo. Southern in week seven.



Defensive lineman Ryan Ploesser earned all-conference honors while helping the defense allow just 145 yards rushing per game by the opponents. That total was a four-year low.



Linebacker Anthony Freeman recorded 43 tackles with 3.5 for loss in all 11 games. Freeman was also selected to the MIAA honorable mention football team.



Offensive Year-By-Year Stats

Year	G			Pts	Pts/G	CR	Rushing				Passing				Total Offense			Rush Leader	Pass Leader	Rec. Leader	
	Won	Lost	Tie				Att.	Yds	Yds/G	CR	Att.	Comp.	Yds	Yds/G	CR	Yds	Yds/G				CR
2010	11	4	7	243	22.1	9	472	1933	175.7	3	269	129	1633	148.5	8	3566	324.2	9	913 - Phil Davis	1502 - Phil Davis	548 - Dallas Grier
2009	11	2	9	190	17.3	10	443	1463	133.0	10	273	133	1595	145.0	10	3058	278.0	10	546 - Vanness Emokpae	1035 - Phil Davis	365 - Vanness Emokpae
2008	11	4	7	292	26.5	6	370	1323	120.3	9	401	211	2458	223.5	4	3781	343.7	6	426 - Matt Ticich	2347 - Matt Ticich	505 - Ryan King
2007	11	6	5	316	28.7	7	358	1257	114.3	9	457	256	2775	252.3	2	4032	366.5	8	394 - Matt Ticich	2579 - Matt Ticich	277 - Jake Cunningham
2006	11	6	5	252	22.9	9	427	1854	168.5	3	348	174	2143	194.8	7	3997	363.4	5	678 - Matt Ticich	2085 - Matt Ticich	354 - Ryan Bonner
2005	11	2	9	206	18.7	9	373	998	90.7	9	412	203	2405	218.6	6	3403	309.4	9	648 - Jerard Levenson	1546 - Michael Long	442 - James Perry
2004	11	2	9	229	20.8	10	316	876	79.6	9	522	304	3139	285.4	4	4015	365.0	10	662 - Michael Patnode	3001 - Jake Czeschin	824 - Jeff Amundson
2003	11	4	7	161	14.6	9	439	1419	129.0	7	389	190	2103	191.2	5	3522	320.2	8	1012 - Jerard Levenson	1659 - Jake Czeschin	521 - James Walton
2002	11	6	5	363	33.0	3	394	1827	166.1	5	399	245	2786	253.3	2	4613	419.4	2	820 - Dusty Burk	2621 - Dusty Burk	965 - Andrew Blakely
2001	11	8	3	366	33.3	4	417	1680	152.7	7	393	247	3061	278.3	2	4741	431.0	2	535 - Michael Reading	2838 - Eric Howe	974 - Andrew Blakley
2000	11	6	5	333	30.3	5	372	1432	130.2	8	419	230	3097	281.5	1	4529	411.7	3	584 - Michael Reading	2945 - Eric Howe	714 - Andrew Blakley
1999	11	4	7	247	22.5	8	372	1062	96.5	9	438	231	3138	285.3	1	4200	381.8	5	430 - Deric Johnson	2966 - Eric Howe	805 - Andrew Blakley
1998	11	6	5	240	21.8	8	405	1315	119.5	9	307	142	1846	167.8	6	3161	287.4	7	586 - Deric Johnson	1479 - Moni Fearn	346 - Randall Mercer
1997	10	6	4	311	31.1	4	468	2015	201.5	6	221	103	1629	162.9	3	3644	364.4	5	1015 - Karega Scott	1172 - Nate Minnis	570 - James Ross
1996	11	7	4	361	32.8	4	512	2870	260.9	3	275	130	1866	169.6	3	4736	430.5	3	2140 - Jarrett Anderson	1681 - Nate Minnis	479 - James Ross
1995	11	6	5	366	33.3	2	462	2529	229.9	2	297	156	2235	203.2	4	4764	433.1	2	1502 - Jarrett Anderson	1750 - Nate Minnis	570 - Matt Copeland
1994	10	8	2	337	33.7	2	482	2144	214.4	3	270	156	2226	222.6	1	4370	437.0	1	1428 - Jarrett Anderson	2165 - Steve Thompson	510 - Matt Copeland
1993	11	6	5	260	23.6		486	2013	183.0		345	184	2134	194.0		4147	377.0		1076 - Jarrett Anderson	1387 - Chris Livingstone	451 - Carlos Ivy
1992	11	9	2	361	32.8		512	2248	204.4		259	157	2187	198.8		4435	403.2		1458 - Chad Guthrie	1062 - Chris Livingstone	610 - Fontaine Walker
1991	11	5	6	318	28.9		471	2086	189.6		294	169	2221	201.9		4307	391.5		1649 - Chad Guthrie	2126 - Chris Livingstone	641 - Fontaine Walker
1990	11	9	1	273	24.8		418	1704	154.9		331	183	2477	225.2		4181	380.1		840 - Chad Guthrie	2295 - Jeff Frost	616 - Fontaine Walker
1989	11	5	6	186	16.9		364	1188	108.0		386	154	1993	181.2		3181	289.2		991 - James McCoy	1990 - Jeff Frost	786 - Benny Pardue
1988	10	7	3	287	28.7		384	1478	147.8		318	154	2183	218.3		3661	366.1		828 - James McCoy	2122 - Jeff Frost	665 - Gary Isaia
1987	11	4	7	235	21.4		444	1735	157.7		385	193	2249	204.5		3984	362.2		978 - Roketi Esau	2127 - Matt Heidmann	612 - Bill Morris
1986	10	5	5	207	20.7		354	1253	125.3		385	185	2506	250.6		3759	375.9		1007 - Roketi Esau	2506 - Matt Heidmann	1167 - Russell Evans
1985	11	8	3	358	32.5		358	1389	126.3		516	290	3796	345.1		5185	471.4		1201 - Andre Gillespie	3741 - Chris Hegg	852 - Larry Tisdale
1984	11	4	7	183	16.6		392	1137	103.4		347	155	1875	170.5		3012	273.8		795 - Andre Gillespie	1565 - Chriss Hegg	652 - John Busby
1983	11	4	7	182	16.5		433	1290	117.3		390	220	2381	216.5		3671	333.7		385 - Art Addison	2268 - Tom Hayes	850 - Rich Otte
1982	10	9	1	400	40.0		508	1681	168.1		315	179	2375	237.5		4056	405.6		518 - Jeff Spencer	2210 - Tom Hayes	742 - Rich Otte
1981	10	6	4	258	25.8		398	1094	109.4		337	156	2287	228.7		3381	338.1		456 - Vernon Buckner	1461 - Tom Hayes	942 - Rich Otte
1980	11	5	6	172	15.6		400	1005	91.4		358	168	2002	182.0		3007	273.4		437 - Dennis Bardwell	1106 - Craig Towbin	900 - Eric Holm
1979	11	4	7	112	10.2		371	844	76.7		316	137	1378	125.3		2222	202.0		260 - Gregg Nesbitt	795 - Craig Towbin	501 - Bob Theard
1978	11	6	4	186	16.9		670	2822	256.5		177	75	872	79.3		3694	335.8		1598 - Mike Harris	444 - Greg Dolence	373 - Ezra Thompson
1977	11	8	3	325	29.5		592	3097	281.5		200	89	1136	103.3		4233	384.8		1372 - Steve Powell	1042 - Steve Rampy	535 - Lloyd Henry
1976	9	5	3	220	24.4		419	1889	209.9		220	107	1558	173.1		3447	383.0		1035 - Steve Powell	952 - Steve Rampy	447 - Lloyd Henry
1975	11	7	4	219	19.9		380	1197	108.8		259	126	1777	161.5		2974	270.4		436 - Steve Powell	940 - Tom Williamson	692 - Lloyd Henry
1974	11	4	7	155	14.1		438	1395	126.8		238	94	1104	100.4		2499	227.2		800 - Steve Powell	1072 - Tom Williamson	375 - Joe Ream
1973	11	2	7	114	10.4		474	1424	129.5		180	65	907	82.5		2331	211.9		838 - Marv Robinson	499 - Bruce Hall	500 - Larry Jones
1972	11	6	4	236	21.5		209	2012	182.9		246	105	1443	131.2		3455	314.1		1138 - Lenvil Elliott	901 - Geoff Engen	666 - Tom Geredine
1971	10	9	1	213	21.3		429	1678	167.8		162	71	1002	100.2		2680	268.0		736 - Lenvil Elliott	936 - Bob Gibson	535 - Tom Geredine
1970	9	7	2	239	26.6		179	1148	127.6		294	130	2264	251.6		3412	379.1		488 - Pete Robertson	2221 - Don Cummings	946 - Mike Berentes
1969	9	6	2	188	20.9		417	1158	128.7		200	95	1583	175.9		2741	304.6		540 - Lenvil Elliott	1531 - Don Cummings	559 - Mike Berentes
1968	9	5	4	158	17.6		357	886	98.4		228	98	1597	177.4		2483	275.9		415 - Mike Berentes	1421 - Don Cummings	502 - Charles Blakley
1967	9	4	5	90	10.0		332	746	82.9		237	113	1138	126.4		1884	209.3		319 - Lloyd Wiese	768 - Rick Gorzynski	338 - John Newcomb
1966	9	7	2	217	24.1		432	2435	270.6		101	46	782	86.9		3217	357.4		628 - T.J. Jackson	557 - Paul Comer	135 - Mike Richardson





Defensive Year-By-Year Stats



Year	G	Won	Lost	Tie	Pts	Pts/G	CR	Rushing				Passing				Total Offense			Tackles Leader	
								Att.	Yds	Yds/G	CR	Att.	Comp.	Yds	Yds/G	CR	Yds	Yds/G		CR
2010	11	4	7		352	32.0	8	390	1602	145.6	6	338	202	2662	242.0	8	4264	387.6	8	91 - Michael Elliott
2009	11	2	9		371	33.7	7	478	2511	228.3	10	280	153	2079	189.0	1	4590	417.3	7	102 - Demetrius Lavant
2008	11	4	7		318	28.9	9	459	1701	154.6	8	367	219	2538	230.7	9	4239	385.4	8	97 - Jason Their
2007	11	6	5		408	37.1	9	522	2661	241.9	10	363	203	2451	222.8	6	5112	464.7	10	91 - Michael Phillips
2006	11	6	5		284	25.8	5	408	1409	128.1	5	310	181	2157	196.1	8	3566	324.2	5	73 - Jesse Cooper
2005	11	2	9		413	37.5	8	465	2453	223.0	8	306	182	2550	231.8	9	5003	454.8	8	79 - Jason Douglas
2004	11	2	9		463	42.1	9	406	2180	198.2	8	375	230	3022	274.7	9	5202	472.9	9	98 - Ben Wilson
2003	11	4	7		356	32.4	8	475	2434	221.3	9	265	150	2024	184.0	9	4458	405.3	9	128 - Tameem Yehyaw
2002	11	6	5		282	25.6	6	442	1937	176.1	7	389	225	2675	243.2	6	4612	419.3	8	98 - Judd Lienhard
2001	11	8	3		263	23.9	4	408	1652	150.2	4	318	187	2220	201.8	6	3872	352.0	4	119 - Derek Kent
2000	11	6	5		305	27.7	6	530	2106	191.5	7	298	163	1992	181.1	6	4098	372.5	8	98 - Jake Wilrich
1999	11	4	7		325	29.5	8	538	2461	223.7	8	280	163	2101	191.0	8	4562	414.7	9	104 - John Naeve
1998	11	6	5		232	21.1	4	511	2131	193.7	6	282	161	1828	166.2	6	3959	359.9	7	116 - Kurt Henriksen
1997	10	6	4		240	24.0	6	447	1830	183.0	6	217	112	1671	167.1	8	3501	350.1	7	125 - Zac Allison
1996	11	7	4		283	25.7	6	434	1882	171.1	4	281	155	2109	191.7	8	3991	362.8	5	103 - Zac Allison
1995	11	6	5		272	24.7	5	440	1544	140.4	3	303	170	2432	221.1	9	3976	361.5	7	96 - Zac Allison
1994	10	8	2		182	18.2	2	377	1371	137.1	3	271	134	1655	165.5	6	3026	302.6	4	91 - Paul Grutter
1993	11	6	5		228	20.7		478	2111	191.9		291	140	1796	163.3		3907	355.2		78 - Mike Roos
1992	11	9	2		158	14.4		437	1543	140.3		276	130	1686	153.3		3229	293.5		84 - Mike Roos
1991	11	5	6		361	32.8		481	2406	218.7		270	169	2503	227.5		4909	446.3		93 - Robby Flanagan
1990	11	9	1		187	17.0		436	1643	149.4		231	113	1440	130.9		3083	280.3		64 - Greg Rideout
1989	11	5	6		282	25.6		611	2949	268.1		203	95	1223	111.2		4172	379.3		86 - Bill Strickler
1988	10	7	3		209	20.9		437	1642	164.2		229	122	1420	142.0		3062	306.2		117 - Rick Ruff
1987	11	4	7		231	21.0		489	1984	180.4		226	104	1428	129.8		3412	310.2		130 - Mike Bellers
1986	10	5	5		238	23.8		462	1871	187.1		237	112	1488	148.8		3359	335.9		87 - Scott Griffith
1985	11	8	3		297	27.0		453	2016	183.3		369	194	2685	244.1		4701	427.4		85 - Roydon Richards
1984	11	4	7		271	24.6		468	1620	147.3		347	165	2152	195.6		3772	342.9		112 - Tim Stull
1983	11	4	7		246	22.4		492	1705	155.0		243	114	1788	162.5		3493	317.5		136 - Mark McLeod
1982	10	9	1		110	11.0		356	806	80.6		261	107	1335	133.5		2141	214.1		103 - Dan Shelby
1981	10	6	4		161	16.1		428	1072	107.2		247	118	1458	145.8		2530	253.0		71 - Jon Walton
1980	11	5	6		222	20.2		539	1664	151.3		234	106	1554	141.3		3218	292.5		109 - Dan Shelby
1979	11	4	7		262	23.8		568	1944	176.7		250	129	1777	161.5		3721	338.3		103 - Jon Walton
1978	11	6	4	1	155	14.1		445	1155	105.0		228	85	1418	128.9		2573	233.9		80 - Melvin Kennedy
1977	11	8	3		155	14.1		492	1547	140.6		219	97	1329	120.8		2876	261.5		111 - Marti Rave
1976	9	5	3	1	147	16.3		439	1414	157.1		193	68	1158	128.7		2572	285.8		114 - Bob Robinson
1975	11	7	4		174	15.8		373	1984	180.4		277	122	1498	136.2		3482	316.5		144 - Marti Rave
1974	11	4	7		198	18.0		610	2255	205.0		207	97	1214	110.4		3469	315.4		107 - Dave Diehl
1973	11	2	7	2	186	16.9		509	1593	144.8		224	111	1642	149.3		3235	294.1		159 - Craig O'Sadnick
1972	11	6	4	1	107	9.7		452	1266	115.1		231	80	956	86.9		2222	202.0		145 - Craig O'Sadnick
1971	10	9	1		135	13.5		445	1125	112.5		209	88	1092	109.2		2217	221.7		
1970	9	7	2		169	18.8		404	1330	147.8		218	83	1009	112.1		2339	259.9		
1969	9	6	2	1	120	13.3		404	966	107.3		224	97	1205	133.9		2171	241.2		
1968	9	5	4		128	14.2		885	98.3					1309	145.4		2194	243.8		
1967	9	4	5		138	15.3		1228	136.4					1176	130.7		2404	267.1		





Rushing Records

Career Rushing Leaders

Jarrett Anderson*	6,313	1993-96
Dale Mills	4,502	1957-60
Chad Guthrie*	4,146	1989-92
Steve Powell	3,643	1974-77
Lenvil Elliott	2,779	1969-72
Sharron Washington	2,516	1963-66
Andre Gillespie*	2,477	1982-85
Mike Richardson	2,353	1962-65
Mike Harris	2,349	1977-78

Season Rushing Leaders

Jarrett Anderson	2,140	1996
Chad Guthrie	1,649	1991
Mike Harris	1,598	1978
Jarrett Anderson*	1,575	1994
Chad Guthrie*	1,562	1992
Jarrett Anderson	1,502	1995
Dale Mills	1,385	1959
Steve Powell	1,372	1977
Dale Mills	1,358	1958

Game Rushing Leaders

Dale Mills vs. Missouri-Rolla	306	1960
Jarrett Anderson vs. Emporia State	306	1996
Mike Richardson vs. Pittsburg State	296	1962
Chad Guthrie vs. Northwest Missouri	280	1991
Jarrett Anderson vs. Washburn	273	1996
Mike Harris vs. Central Missouri	256	1978
Chad Guthrie vs. Missouri Western	252	1991
Steve Powell vs. Missouri Western	247	1974
Roketi Esau vs. Lincoln	247	1987
Jarrett Anderson vs. Missouri Western	238	1995
Steve Powell vs. Southwest Missouri	236	1977
Mike Harris vs. Lincoln	232	1978
Jarrett Anderson vs. Central Missouri	232	1996
Jarrett Anderson vs. Southwest Baptist	232	1996
Sharron Washington vs. Northwest Mo.	230	1965
Jarrett Anderson vs. Central Missouri	228	1995
Chad Guthrie vs. Southwest Baptist	213	1992
Jim Dattilo vs. Murray State	208	1963
Jarrett Anderson vs. Missouri-Rolla	205	1996
Jerard Levenson vs. Washburn	204	2003
Chad Guthrie vs. Missouri-Rolla	202	1991

Career Rushing Misc. Records

Attempts:	1015
Jarrett Anderson	1993-1996
100+Yds/G:	31
Jarrett Anderson	1993-1996 (44 g)
Touchdowns:	70
Jarrett Anderson	1993-1996

Season Rushing TDs

Jarrett Anderson	27	1996
Chad Guthrie*	19	1992
Chad Guthrie	17	1991
Jarrett Anderson	16	1995
Jarrett Anderson*	15	1994
Ken Weik*	15	1982
Mike Richardson	12	1962
Lenvil Elliott	12	1972
Steve Powell	12	1977
Jarrett Anderson	12	1993
Dusty Burk	12	2002

Game Rushing Misc. Records

Attempts:	48
Chad Guthrie vs. Mo. Western	11-16-1991
Jerard Levenson vs. Washburn	9-27-2004
Touchdowns:	6
Jarrett Anderson vs. Emporia St.	11-9-1996
Team Yards:	526
vs. Missouri-Rolla	11-12-1960
Team Touchdowns:	8
vs. Missouri-Rolla	11-12-1960
vs. Missouri-Rolla	9-16-1995

Season Rushing Misc.

Attempts:	Mike Harris (329)	1978
200+ Yds/G:	Jarrett Anderson (5)	1996
Team Yds (9 G)	2,878	1962
Team Yds (11 G)	3,097	1977
Team TDs	41	1962

Half Rushing Leaders

Chad Guthrie vs. Southwest Baptist	213	1992
Mike Richardson vs. Pittsburg State	209	1962
Jarrett Anderson vs. Missouri Western	191	1995
Jarrett Anderson vs. Emporia State	187	1996
Jarrett Anderson vs. Washburn	185	1996
Mike Harris vs. Lincoln	184	1978
Mike Harris vs. Central Missouri	180	1978
Roketi Esau vs. Lincoln	169	1987
Dale Mills vs. Missouri-Rolla	164	1960
Jarrett Anderson vs. Missouri-Rolla	152	1995
Jarrett Anderson vs. Northwest Mo.	151	1996

Year-By-Year Rushing Leaders

Year	Player	Att	Yds	TDs	Yds/R	Year	Player	Att	Yds	TDs	Yds/R
2010	Phil Davis	164	913	6	5.1	1985	Andre Gillespie	215	1,201	8	5.6
2009	Vanness Emokpae	97	524	5	5.4	1984	Andre Gillespie	175	795	3	4.5
2008	Matt Ticich	118	426	6	3.6	1983	Art Addison	85	395	8	4.6
2007	Matt Ticich	128	394	5	3.1	1982	Jeff Spencer	118	518	1	4.7
2006	Matt Ticich	167	678	9	4.1			(124)	536	1	4.3)
2005	Jerard Levenson	173	648	9	3.7	1981	Vernon Buckner	121	456	6	3.8
2004	Michael Patnode	139	662	2	4.8	1980	Dennis Bardwell	117	437	4	3.7
2003	Jerard Levenson	278	1,012	7	3.6	1979	Gregg Nesbitt	59	260	2	4.4
2002	Dusty Burk	173	820	12	4.7	1978	Mike Harris	329	1,598	8	4.9
2001	Michael Redding	116	535	4	4.6	1977	Steve Powell	225	1,372	12	6.1
2000	Michael Redding	109	584	6	5.4	1976	Steve Powell	167	1,035	9	6.2
1999	Deric Johnson	118	430	2	3.6	1975	Steve Powell	105	436	4	4.2
1998	Deric Johnson	117	586	5	5.0	1974	Steve Powell	142	800	6	5.6
1997	Karega Scott	213	1,015	11	4.8	1973	Mary Robinson	200	838	8	4.2
1996	Jarrett Anderson	321	2,140	28	6.7	1972	Lenvil Elliott	191	1,138	12	6.0
1995	Jarrett Anderson	232	1,502	16	6.5	1971	Lenvil Elliott	164	736	9	4.5
1994	Jarrett Anderson	259	1,428	14	5.5	1970	Pete Robertson	124	488	10	3.9
		(295)	1,575	15	5.3)	1969	Lenvil Elliott	171	540	1	3.8
1993	Jarrett Anderson	167	1,096	12	6.5	1968	Mike Berentes	128	415	4	3.2
1992	Chad Guthrie	276	1,458	19	5.3	1967	Lloyd Wiese	99	319	2	3.2
		(295)	1,562	19	5.3)	1966	Sharron Washington	148	849	6	5.7
1991	Chad Guthrie	302	1,649	17	5.5	1965	Sharron Washington	137	949	15	5.3
1990	Chad Guthrie	180	840	2	4.7	1964	T.J. Jackson	71	620	8	8.7
		(191)	915	2	4.8)	1963	Mike Richardson	140	751	12	5.3
1989	James McCoy	239	991	8	4.1	1962	Mike Richardson	127	1,036	12	8.2
1988	James McCoy	175	828	7	4.7	1961	Ted Michael	135	735	5.4	
1987	Roketi Esau	205	978	10	4.8	1960	Dale Mills	229	1,343	5.3	
1986	Roketi Esau	218	1,007	6	4.6						

Longest Rushing Plays

Steve Powell vs. Missouri-Rolla	92	1976
Steve Powell vs. Kentucky State	92	1977
Steve Powell vs. Southwest Missouri	90	1977
Lloyd Wiese vs. Parsons	88	1967
Karega Scott vs. Central Missouri	82	1995





Passing Records

Career Passing Yards

Name	Comp.-Att	Yds	TDs	Years
Eric Howe	687-1203	9,097	70	1998-01
Matt Ticich	612-1152	7,011	58	2006-08
Jeff Frost*	495-1051	6,676	50	1987-90
Tom Hayes*	484-869	6,276	36	1981-83
Don Cummings	347-771	5,531	38	1967-70
Chris Hegg	410-771	5,306	44	1984-85
Matt Heidmann	399-823	4,979	24	1983-87
Jake Czeschin	463-799	4,966	30	2000-04
Nate Minnis	313-616	4,646	32	1994-97
Chris Livingstone	362-629	4,575	32	1991-93
Steve Thompson*	318-564	4,336	39	1991-94

Season Touchdown Passes

Chris Hegg	32	1985
Eric Howe	25	2000
Matt Ticich	25	2007
Eric Howe	24	2001
Steve Thompson*	23	1994
Jeff Frost*	21	1990
Jake Czeschin	21	2004
Jeff Frost	19	1988
Eric Howe	19	1999
Dusty Burk	19	2002

Game Passing Yards

Matt Ticich vs. Upper Iowa	493	2007
Jake Czeschin vs. Northwest Missouri	479	2004
Chris Hegg vs. Central State	447	1985
Jake Czeschin vs. Missouri-Rolla	441	2004
Don Cummings vs. Southwest Missouri	434	1970
Chris Hegg vs. Northern Iowa	429	1985
Matt Heidmann vs. Eastern Illinois	419	1986
Chris Livingstone vs. Emporia State	415	1991

Season Passing Yards

Chris Hegg	3,741	1985
Jake Czeschin	3,001	2005
Eric Howe	2,966	1999
Eric Howe	2,945	2000
Eric Howe	2,838	2001
Dusty Burk	2,621	2002
Matt Ticich	2,579	2007
Tom Hayes*	2,547	1982
Matt Heidmann	2,506	1986
Jeff Frost*	2,442	1990

Season Completions

Jake Czeschin	287	2004
Chris Hegg	284	1985
Matt Ticich	238	2007
Dusty Burk	229	2002
Eric Howe	228	2001
Eric Howe	220	1999
Eric Howe	218	2000
Tom Hayes	208	1983
Matt Ticich	204	2008
Tom Hayes*	193	1982

Season Misc. Passing Records

Attempts:	Chris Hegg (503)	1985
Team Yds:	3,796	1985
Team Attempts:	522	2004
Team Comp:	304	2004
Team TD Passes:	32	1985

Longest Passes

Eric Howe/Geoff Jensen vs. Washburn	93	2000
Dusty Burk/Alfonso Pugh vs. Quincy	89	2002
Jeff Frost/Nate Truelson vs. SE Mo.	88	1989
Eric Howe/Geoff Jensen vs. SW Baptist	84	2001
Jeff Frost/Todd Hart vs. Central St.	83	1988
Steve Thompson/Matt Bramon vs. NW Mo.	83	1994
Tom Williamson/Larry Jones vs. NW Mo.	81	1973
Steve Thomspson/Chris Bray vs. MWSU	81	1994

Year-By-Year Passing Leaders

Year	Player	Att	Cmp	Yds	Int	TD
2010	Phillip Davis	223	115	1502	6	8
2009	Phillip Davis	166	89	1035	7	7
2008	Matt Ticich	390	204	2347	5	18
2007	Matt Ticich	422	238	2579	11	25
2006	Matt Ticich	340	170	2085	9	15
2005	Michael Long	254	128	1546	18	9
2004	Jake Czeschin	467	287	3,001	12	21
2003	Jake Czeschin	284	149	1,659	11	8
2002	Dusty Burk	378	229	2,621	15	19
2001	Eric Howe	357	228	2,838	13	24
2000	Eric Howe	388	218	2,945	20	25
1999	Eric Howe	410	220	2,966	16	19
1998	Moni Fearn	258	120	1,479	8	12
1997	Nate Minnis	158	72	1,172	7	11
1996	Nate Minnis	244	119	1,681	10	10
1995	Nate Minnis	210	119	1,750	9	11
1994	Steve Thompson	258	149	2,165	9	23
		(287)	160	2,270	9	23
1993	Chris Livingstone	229	118	1,387	8	6
1992	Chris Livingstone	132	86	1,062	7	9
	(Steve Thompson)	140	81	1,221	7	17
1991	Chris Livingstone	268	158	2,126	7	17
1990	Jeff Frost	310	172	2,295	9	21
		(339)	183	2,442	10	21
1989	Jeff Frost	384	153	1,990	14	10
1988	Jeff Frost	308	148	2,122	15	19
1987	Matt Heidmann	375	182	2,127	16	12
1986	Matt Heidmann	376	184	2,506	14	12
1985	Chris Hegg	503	284	3,741	20	32
1984	Chris Hegg	268	126	1,565	12	12
1983	Tom Hayes	362	208	2,268	22	8
1982	Tom Hayes	295	169	2,210	11	16
		(336)	193	2,547	15	18
1981	Tom Hayes	171	83	1,461	11	10
1980	Craig Towbin	192	89	1,106	23	5
1979	Craig Towbin	171	86	795	13	2
1978	Greg Dolence	98	41	444	8	2
1977	Steve Rampy	172	78	1,042	10	13
1976	Steve Rampy	135	59	952	9	10
1975	Tom Williamson	136	72	940	12	6
1974	Tom Williamson	223	87	1,072	17	7
1973	Bruce Hall	91	37	499	8	2
1972	Geoff Engen	156	69	901	9	2
1971	Bob Gibson	152	67	936	9	9
1970	Don Cummings	281	128	2,221	17	15
1969	Don Cummings	197	93	1,531	12	15
1968	Don Cummings	205	89	1,421	15	7
1967	Rick Gorzynski	141	75	768	10	2
1966	Rick Gorzynski	141	56	755	10	7
1965	Rick Gorzynski	156	96	1,399	5	10
1964	Paul Comer	59	26	557	6	6
1963	Paul Comer	70	31	510	5	2
1962	Shane Cavanah	101	42	608	11	6
1961	Jack Ball	129	49	965	6	11
1960	Jack Ball	96	43	652	4	4

Game Passing Records

Attempts:	70
Chris Hegg vs. Central St.	11-9-1985
Completions:	41
Jake Czeschin vs. Mo. Southern	10-2-2004
Jake Czeschin vs. NW Missouri	10-23-2004
Touchdowns:	6
Jake Czeschin vs. Missouri-Rolla	10-30-2004
Team Yards:	536
vs. Upper Iowa	9-8-2007
Team Touchdowns:	6
vs. Missouri-Rolla	10-30-2004
Team Passes Attempted:	71
vs. Central State	11-9-1985
Team Passes Completed:	41
vs. Mo. Southern	10-23-2004





Receiving Records

Career Receiving Yards

Andrew Blakley	3,458	1999-02
Rich Otto*	2,894	1980-83
Russell Evans	2,387	1983-86
Fontaine Walker*	2,087	1989-92
James Walton	1,979	2002-05
Tom Geredine	1,965	1969-72
Geoff Jensen	1,954	1999-02
Kevin Collins	1,712	1998-00
Lloyd Henry	1,674	1975-77
Mike Berentes	1,658	1967-70

Season Receiving Yards

Russell Evans	1,167	1986
Andrew Blakley	974	2001
Andrew Blakley	965	2002
Mike Berentes	946	1970
Rich Otto	942	1981
Russell Evans	940	1985
Eric Holm	900	1980
Larry Tisdale	852	1985
Rich Otto	850	1983
Jeff Amundson	824	2004

Game Receiving Yards

Mike Berentes vs. SW Missouri	248 (10)	1970
John Busby vs. Eastern Illinois	220 (12)	1985
Russell Evans vs. Missouri S&T	213 (11)	1986
Geoff Jensen vs. Mo. Western	212 (10)	2002
Jeff Amundson vs. NW Missouri	188 (14)	2004
Larry Tisdale vs. Central St.	182 (13)	1985
Randy Corbin vs. Mo. Southern	180 (9)	1990
Russell Evans vs. Eastern Illinois	179 (8)	1986
Alfonso Pugh vs. Mo. Western	179 (9)	2000
Jeff Amundson vs. Mo. Southern	175 (18)	2004

Career Receptions

Andrew Blakley	300	1999-02
Rich Otto*	206	1980-83
Fontaine Walker*	180	1989-92
Russell Evans	154	1983-86
John Busby*	125	1982-85
James Walton	131	2002-05
Jeff Amundson	129	2004-06
Geoff Jensen	121	1999-02
Alfonso Pugh	119	1999-02
Tom Geredine	115	1969-72

Season Receptions

Andrew Blakley	96	2002
Russell Evans	82	1986
Andrew Blakley	77	2001
Jeff Amundson	76	2004
Eric Holm	74	1980
Andrew Blakley	71	1999
Rich Otto	68	1981
Rich Otto	62	1983
Fontaine Walker	62	1991
Larry Tisdale	61	1985

Game Receptions

Jeff Amundson vs. Mo. Southern	18 (175)	2004
John Busby vs. Missouri S&T	16 (159)	1984
Jeff Amundson vs. NW Missouri	14 (188)	2004
Gary Isaia vs. W. Texas St.	14 (156)	1988
Larry Tisdale vs. Central St.	13 (182)	1985
Rich Otto vs. NW Missouri	13 (160)	1981
Russell Evans vs. Central Missouri	13 (138)	1986
Andrew Blakley vs. Mo. Western	13 (133)	2001
Andrew Blakley vs. Missouri S&T	13 (116)	2002
Andrew Blakley vs. NW Missouri	13 (68)	2002

Career TD Catches

Andrew Blakley	22	1999-02
Lloyd Henry	22	1975-77
Alfonso Pugh	21	1999-02
Fontaine Walker*	20	1989-92
Kevin Collins	20	1998-00
John Busby	19	1982-85
Geoff Jensen	19	1999-02
Rich Otto*	17	1980-83
Mike Berentes	15	1967-70
Tom Geredine	14	1969-1972
Larry Tisdale	14	1984-85

Year-By-Year Receiving Leaders

Year	Player	No	Yds	TD	Yds/R	Year	Player	No	Yds	TD	Yds/R
2010	Dallas Grier	33	548	3	16.6	1986	Russell Evans	82	1,167	6	14.2
2009	Vanness Emokpae	26	365	4	14.0	1985	Larry Tisdale	61	852	11	14.0
2008	Ryan King	40	505	2	12.6	1984	John Busby	56	652	8	11.6
2007	Jake Cunningham	42	277	1	6.6	1983	Rich Otto	62	850	3	13.7
2006	Ryan Bommer	24	354	3	14.8	1982	Rich Otto	53	742	6	14.0
2005	James Perry	34	442	3	13.0		(57)	845	7	14.3	
	Jeff Amundson	34	304	2	8.9	1981	Rich Otto	68	942	6	13.9
2004	Jeff Amundson	76	824	2	10.8	1980	Eric Holm	74	900	8	12.2
2003	James Walton	34	521	1	15.3	1979	Bob Theard	38	501	0	13.2
2002	Andrew Blakley	96	965	6	10.1	1978	Ezra Thompson	28	373	1	13.3
2001	Andrew Blakley	77	974	6	12.6	1977	Lloyd Henry	36	535	9	14.9
2000	Andrew Blakley	56	714	3	12.8	1976	Lloyd Henry	33	447	7	13.5
1999	Andrew Blakley	71	805	7	11.3	1975	Lloyd Henry	43	692	6	16.1
1998	Randall Mercer	33	346	3	10.5	1974	Joe Ream	32	375	2	11.7
1997	James Ross	26	370	7	21.9	1973	Larry Jones	21	500	4	22.7
1996	James Ross	29	479	3	16.5	1972	Tom Geredine	41	666	5	16.2
1995	Matt Copeland	42	570	3	13.6	1971	Tom Geredine	32	535	5	16.7
1994	Matt Copeland	41	510	6	12.4	1970	Mike Berentes	48	946	9	19.7
	(47)	573	6	12.2	1969	Mike Berentes	31	559	6	13.0	
1993	Carlos Ivy	29	451	2	15.6	1968	Charles Blakley	24	502	3	20.9
1992	Fontaine Walker	44	610	4	13.9	1967	John Newcomb	30	338	1	11.2
	(52)	732	5	14.1	1966	John Newcomb	26	488	5	18.8	
1991	Fontaine Walker	65	641	6	10.3	1965	John Newcomb	33	596	5	13.1
1990	Fontaine Walker	55	616	9	11.2	1964	Mike Richardson	8	135	1	16.8
	(59)	654	9	11.1	1963	Jerry Germain	17	244	2	14.3	
1989	Benny Pardue	54	786	3	14.6	1962	Randy Jones	18	298	1	16.6
1988	Gary Isaia	55	665	8	12.1	1961	Randy Jones	18	318	2	17.7
1987	Bill Morris	47	612	3	13.0	1960	Bill Sanders	16	226	0	14.1

Season TD Catches

Larry Tisdale	11	1985
Mike Berentes	9	1970
Lloyd Henry	9	1977
Fontaine Walker	9	1990
Kevin Collins	9	2000
Eric Holm	8	1980
John Busby	8	1984
Gary Isaia	8	1988
Alfonso Pugh	8	2001





Total Offense Records

Career Total Offense

Name	Yds	Plays	Years
Eric Howe, QB	9,040	1,375	1998-01
Matt Ticich, QB	8,509	1,565	2006-08
Jeff Frost, QB*	6,634	1,197	1987-90
Jarrett Anderson, RB*	6,313	1,015	1993-96
Tom Hayes, QB*	6,250	1,080	1981-83
Chris Hegg, QB	5,418	930	1984-85
Don Cummings, QB	5,282	995	1967-70
Nate Minnis, QB	5,011	750	1994-97
Jake Czeschin, QB	4,891	868	2000, 02-04
Matt Heidmann, QB	4,818	918	1983-84, 86-87
Dale Mills, RB	4,502	751	1957-60

Career Misc. Records

All-Purpose Yards	7,082
Jarrett Anderson	1993-96
Points Scored:	446
Jarrett Anderson	1993-96
Touchdowns Scored:	74
Jarrett Anderson	1993-96

Season Total Offense

Chris Hegg	3,782	1985
Dusty Burk	3,441	2002
Matt Ticich	2,973	2007
Eric Howe	2,937	1999
Eric Howe	2,892	2000
Jake Czeschin	2,866	2004
Eric Howe	2,855	2001
Matt Ticich	2,763	2006
Tom Hayes*	2,668	1982
Matt Heidmann	2,378	1986

Season Touchdowns

Jarrett Anderson	28	1996
Chad Guthrie*	22	1992
Chad Guthrie	20	1991
Jarrett Anderson*	17	1994
Jarrett Anderson	16	1995
Sharron Washington	15	1965
Ken Weik*	15	1982
Lenvil Elliott	13	1972
Steve Powell	13	1977
Andre Gillespie	13	1985
Jarrett Anderson	13	1993

Season Points Scored

Jarrett Anderson	168	1996
Chad Guthrie*	134	1992
Chad Guthrie	120	1991
Jarrett Anderson*	102	1994
Jarrett Anderson	98	1995
Sharron Washington	93	1965
Joe Minton	92	1962
Ken Weik*	90	1982
Dave Austinson*	89	1982
Steve Powell	80	1977

Season Misc. Records

Plays:	Chris Hegg (594)	1985
Team Yds:	5,185	1985
Team Plays:	901	1982
Team First Downs:	272	1985
TDs Scored:	54	1982
Points Scored:	421	1982
Least Points Allowed:	26 (9 Gms)	1933
	42 (10 Gms)	1928
Longest Win Streak:	27 Games	1931-1935

Game Total Offense

Matt Ticich vs. Upper Iowa	516	2007
Jake Czeschin vs. Northwest Missouri	456	2004
Chris Hegg vs. Central State	443	1985
Jake Czeschin vs. Missouri-Rolla	443	2004
Chris Hegg vs. Northern Iowa	421	1985
Chris Livingstone vs. Emporia State	412	1991
Don Cummings vs. Southwest Missouri	411	1970
Dusty Burk vs. Drake	411	2002
Matt Heidmann vs. Eastern Illinois	391	1986
Steve Thompson vs. Missouri Western	382	1994
Dusty Burk vs. Missouri Southern	378	2002
Tom Hayes vs. Minnesota State, Mankato	378	1982
Jake Czeschin vs. Southwest Baptist	377	2004
Dusty Burk vs. Quincy	376	2002
Eric Howe vs. Northwest Missouri	376	1999
Chris Hegg vs. Missouri-Rolla	375	1984
Eric Howe vs. Emporia State	375	1999
Eric Howe vs. Missouri Western	371	2000
Eric Howe vs. Washburn	370	2000
Jeff Frost vs. West Texas State	366	1988

Misc. Game Records

Offensive Plays:	76
Chris Hegg vs. Central St.	11-9-1985
Dusty Burk vs. Northwest Mo.	10-26-2002
Points Scored:	36
Jarrett Anderson vs. Emporia St.	11-9-1996
Touchdowns Scored:	6
Jarrett Anderson vs. Emporia St.	11-9-1996
Team Plays:	99
vs. Southwest Missouri	10-8-1985
Team Offensive Yards:	676
vs. Minnesota St.-Mankato	11-20-1982
Team Points Scored:	92
vs. Northwest Missouri	11-30-1916
Team Touchdowns:	10
vs. Quincy	9-14-2002

Year-by-Year Scoring

Year	Player	TDs	PAT	FGs	Pts
2010	Derek Koon	0	22	11	55
2009	Vanness Emokpae	9	1	0	56
2008	Mickey Masucci	0	33	11	66
2007	Mickey Masucci	0	32	10	62
2006	Matt Ticich	9	0	0	54
	Mickey Masucci	0	30	8	54
2005	Jerard Levenson	10	0	0	60
2004	Mark Kamphoefner	0	22	7	43
2003	Jerard Levenson	7	0	0	42
2002	Dusty Burk	12	0	0	72
2001	Austin Lepper	0	36	14	78
2000	Alfonso Pugh	9	0	0	54
	Kevin Collins	9	0	0	54
1999	Jeff Klee	0	20	11	53
1998	Jeff Klee	0	20	12	56
1997	Karega Scott	11	0	0	66
1996	Jarrett Anderson	28	0	0	168
1995	Jarrett Anderson	16	1	0	98
1994	Jarrett Anderson	16	0	0	96
		(17	0	0	102)
1993	Jarrett Anderson	13	0	0	78
1992	Chad Guthrie	22	1	0	134
1991	Chad Guthrie	20	0	0	120
1990	Scott Bresaw	0	29	14	71
		(0	29	15	74)
1989	James McCoy	8	0	0	48
1988	Gary Isiaia	8	1	0	50
1987	Roketi Esau	11	0	0	66
1986	Doug Kolb	0	18	9	45
1985	Andre Gillespie	13	0	0	78
1984	John Busby	8	0	0	48
1983	Art Addison	8	0	0	48
1982	Ken Weik	15	0	0	90
1981	Dave Austinson	0	27	12	63
1980	Eric Holm	8	0	0	48
1979	Bob Fletcher	0	6	8	30
1978	Greg Dolence	6	19	7	76
1977	Steve Powell	13	2	0	80
1976	Steve Powell	11	0	0	66
1975	Kent Fensom	0	22	7	43
1974	Steve Powell	6	0	0	36
1973	Marv Robinson	8	0	0	48
1972	Lenvil Elliott	13	0	0	78
1971	Lenvil Elliott	10	0	0	60
1970	Pete Robertson	10	2	0	62
1969	Mike Berentes	6	10	0	46
1968	Charles Blakley	4	0	0	24
	Steve Garrett	4	0	0	24
	Mike Berentes	4	0	0	24
1967	Lloyd Wiese	4	0	0	24
1966	Sharron Washington	6	0	0	36
1965	Sharron Washington	15	3	0	96
1964	Sharron Washington	9	1	0	56
1963	Mike Richardson	7	0	0	42
1962	Joe Minton	11	26	0	92
1961	Joe Minton	7	10	1	55
1960	Dale Mills	18	5	0	118





Defensive Year-By-Year Leaders

Solo Tackles	Assisted Tackles	Total Tackles	Sacks	Fumble Recoveries	Interceptions	Pass Breakups
2010 Michael Elliott.....50	2010 Michael Elliott.....41	2010 Michael Elliott.....91	2010 Patrick Blackwell.....8	2010 Michael Elliott.....2	2010 Terrence Byrd.....4	2010 Terrence Byrd.....9
2009 Michael Elliott.....56	2009 Demetrius Lavant.....48	2009 Demetrius Lavant.....102	2009 Eric Sternberg.....10.5	Adam Reynolds.....2	2009 Michael Elliott.....3	2009 Luther Eta.....8
2008 Jason Thier.....50	2008 Matt Burel.....52	2008 Jason Thier.....97	2008 Les Hammers.....6.5	2009 R. Schumacher.....3	2008 Jason Thier.....4	2008 Derek Rodriguez.....9
2007 Kyle Supianowski.....43	2007 Michael Phillips.....67	2007 Michael Phillips.....91	2007 Les Hammers.....6.5	2008 Demetrius Lavant.....3	Eric Sternberg.....4	2007 James Thabuteau.....7
2006 Josh Mayson.....48	2006 Jesse Cooper.....34	2006 Jesse Cooper.....73	2006 Darryl Reddick.....4	2007 Jason Thier.....4	2007 Jesse Cooper.....4	2006 Josh Mayson.....9
2005 Larry Giglio.....45	2005 Jason Douglas.....38	2005 Jason Douglas.....79	2005 Steven Holman.....6	Rich Schroeder.....2	2006 James Thabuteau.....2	2005 Josh Mayson.....9
2004 Mike Mowen.....41	2004 Ben Wilson.....61	2004 Ben Wilson.....98	2004 Ben Wilson.....5	2006 Courtney Jordan.....6	Eric Sternberg.....2	2004 Josh Mayson.....7
Jason Douglas.....41	2003 Tameem Yehyaw.....72	2003 Tameem Yehyaw.....128	2003 Beau Nelson.....4.5	2005 Seven players.....1	2005 Josh Mayson.....2	2003 Marcus Yokeley.....13
2003 Tameem Yehyaw.....56	2002 Judd Lienhard.....46	2002 Judd Lienhard.....98	2002 Nick Weite.....4.5	2004 Mike Mowen.....3	2004 Marcus Yokeley.....6	2002 Ben Wilson.....6
2002 Derek Kent.....54	2001 Derek Kent.....58	2001 Derek Kent.....119	2001 Derek Kent.....2.5	2003 Jason Douglas.....2	2003 Marcus Yokeley.....4	Derek Kent.....6
2001 Derek Kent.....61	2000 Jake Willrich.....36	2000 Jake Willrich.....98	2000 Leo Smith.....5	2002 Ben Wilson.....2	2002 Jake Willrich.....5	2001 Justin Walter.....16
2000 Jake Willrich.....62	1999 Jason Chambers.....65	1999 John Naeve.....104	1999 Jason Chambers.....5	Jason Douglas.....2	2001 Justin Walter.....4	2000 Toko Nguyen.....8
1999 John Naeve.....40	1998 Kurt Henriksen.....96	1998 Kurt Henriksen.....116	Curt Cirra.....5	2001 Jake Willrich.....3	2000 Toko Nguyen.....2	1999 Ramon Christopher.....5
1998 Tommy Hernandez.....39	1997 Zac Allison.....81	1997 Zac Allison.....125	1998 Taylor Cates.....6	Bryan Johnson.....3	Anthony Binion.....2	John Naeve.....5
1997 Zac Allison.....44	1996 Zac Allison.....58	1996 Zac Allison.....103	1997 Leo Smith.....5	2000 Jake Willrich.....2	1999 Jimmy Blackmore.....4	1998 Tommy Hernandez.....5
1996 Zac Allison.....45	1995 Zac Allison.....51	1995 Zac Allison.....96	1996 Christian Hutson.....5	Derek Kent.....2	John Naeve.....4	1997 Tommy Hernandez.....6
1995 Zac Allison.....45	1994 Paul Grutter.....45 (50)	1994 Paul Grutter.....91 (101)	1995 Matt Nelson.....3	1999 Jason Chambers.....3	1998 Tommy Hernandez.....4	1996 Kelly Taylor.....5
1994 Paul Grutter.....46 (50)	1993 Mike Roos.....52	1993 Mike Roos.....79	1994 Nick Della Vedova.....5	1998 Kurt Henriksen.....3	John Naeve.....4	1995 Corie Henry.....5
1993 Brandon Steele.....29	1992 Mike Roos.....46 (48)	1992 Mike Roos.....84 (88)	1993 Mike Roos.....7	Jason Chambers.....3	1997 Tommy Hernandez.....4	1994 Jason Hendrix.....9 (11)
Jason Hendrix.....29	1991 Greg Godi.....52	1991 Robby Flanagan.....93	1992 Mike Roos.....6	Jimmy Blackmore.....3	1996 Zac Allison.....3	1993 Eddie Garrett.....7
1992 Mike Roos.....38 (40)	1990 Bill Strickler.....35 (44)	1990 Greg Rideout.....64 (76)	1991 Mike Roos.....5	1997 10 Players.....1	1995 Ryan Ludwig.....2	1992 Eddie Garrett.....11
1991 Robby Flanagan.....45	1989 Bill Strickler.....40	1989 Bill Strickler.....86	1990 Derringer Cade.....5	1996 Jason Rollison.....5	1994 Brandon Steele.....5 (6)	1991 Eddie Garrett.....5
1990 Greg Rideout.....39 (45)	1988 Ricky Ruff.....56	1988 Ricky Ruff.....117	1989 Chris Cannon.....4	1995 Five Players.....1	1993 Meko Miller.....5	1990 Greg Rideout.....7
1989 Keith Gudehus.....54	1987 Mike Bellers.....64	1987 Mike Bellers.....130	1988 Scott Hibner.....8	1994 Tim Krause.....2	1992 Robert Merriman.....2 (3)	1989 Bill Strickler.....4
1988 Ricky Ruff.....61	1986 Scott Griffith.....33	1986 Scott Griffith.....87	1987 Ernie Myerson.....10	Meko Miller.....2	1991 Eddie Garrett.....1	1988 Bill Strickler.....10
1987 Mike Bellers.....66	1985 Roydon Richards.....39	1985 Roydon Richards.....85	1985 Ernie Myerson.....10	(Jeff Schmidt.....2)	Jamie Hoskins.....1	1987 Gerald Stovall.....10
1986 Ricky Ruff.....59	1984 Tim Stull.....112	1984 Tim Stull.....164	1986 Ernie Myerson.....7	1993 Meko Miller.....3	1990 Dan Clevidence.....4	1986 Dave Kramer.....5
1985 Pat Fine.....47	1983 Mark McLeod.....57	1983 Mark McLeod.....136	1984 Dallas Duwa.....8	1992 Mike Roos.....2	1989 Tony Gerke.....3	1985 Scott Griffith.....9
1984 Tim Stull.....52	1982 Dan Shelby.....46 (47)	1982 Dan Shelby.....103 (112)	1983 Dave Paxson.....7	1991 Greg Godi.....2	1988 Marc Carson.....3	1984 Trent Cuthbert.....10
1983 Mark McLeod.....79	1981 Steve James.....31	1981 Steve James.....74	1982 Elijah Lockhart.....12	Robert Merriman.....2	1987 Ernie Myerson.....2	1983 Freddy Thompson.....16
1982 Dan Shelby.....57 (65)	1980 Ligo Letuli.....39	1980 Dan Shelby.....109	1981 Tim Gildehaus.....11	Johnny Tate.....2	1986 Pat Fine.....4	1982 Freddy Thompson.....7
1981 Jon Walton.....50	1979 Doug Kreighbaum.....50	1979 Jon Walton.....103	1980 Roy Pettibone.....7	1990 Lynn Mergen.....4	1985 Pat Fine.....6	(Darren Blair.....7)
1980 Dan Shelby.....71	1978 Doug Kreighbaum.....69	1978 Doug Kreighbaum.....84	1979 Demar Sims.....4	1989 Robert Merriman.....2	1984 David Kramer.....3	1981 Jon Walton.....11
1979 Jon Walton.....54	1977 Garry Geisz.....40	1977 Marti Rave.....111	Jeff Pickett.....4	1988 Keith Gudehus.....3	1983 Don Morris.....3	1980 Darren Blair.....5
1978 Melvin Kennedy.....27	1976 Marti Rave.....107	1976 Marti Rave.....130	1978 Melvin Kennedy.....8	1987 Four Players.....1	1982 Darren Blair.....8 (9)	1979 Doug Kreighbaum.....1
1977 Marti Rave.....72	1975 Marti Rave.....69	1975 Marti Rave.....144	1977 Mark Sobol.....8	1986 Tim Fine.....2	1981 Jon Walton.....5	1978 Mark Sobol.....4
1976 Bob Robinson.....37	1974 Marti Rave.....44	1974 Dave Diehl.....107	Tony Ippolito.....8	1985 Dallas Duwa.....6	1980 Freddie Thompson.....4	1977 None
1975 Marti Rave.....75	1973 Craig O'Sadnick.....58	1973 Craig O'Sadnick.....159	1976 Mark Sobol.....10	1984 10 Players.....1	1979 Craig Patton.....5	1976 Mark Sobol.....1
1974 Dave Diehl.....69	1972 Craig O'Sadnick.....61	1972 Craig O'Sadnick.....145	1975 Pete Grathwohl.....7	1983 Tim Stull.....3	1978 Doug Kreighbaum.....4	Marti Rave.....1
1973 Craig O'Sadnick.....101			1974 Dennis Zulpo.....3	1982 Tim Gildehaus.....3	1977 Leonard Fagan.....5	Willie Byrd.....1
1972 Craig O'Sadnick.....84			Wayne Chamberlain.....3	1981 Elijah Lockhart.....3	1976 Steve Ernst.....5	1975 None
			1973 Dennis Zulpo.....6	Kelvin Cunningham.....3	1975 Gary Evans.....11	1974 Dennis Zulpo.....1
			1972 Al Fulton.....12	1980 Elijah Lockhart.....3	1974 Willie Byrd.....4	1973 Dennis Zulpo.....1
				Roy Pettibone.....3	1973 Gary Doss.....6	Tom Roberts.....1
				1979 Keith Driscoll.....3	1972 Harold James.....6	1972 Al Fulton.....4
				1979 Brian Hattendorf.....3	1971 Mike Dahlberg.....6	
				1978 Brian Burke.....3	1970 Mike Dahlberg.....4	
				1977 Garry Geisz.....4	1969 Larry McGlaughlin.....3	
				1976 Mark Sobol.....3	1968 Jerry Meyer.....4	
				1975 Pete Grathwohl.....6	1967 Jerry Meyer.....3	
				1974 Dennis Zulpo.....4	Charles Blakley.....3	
				1973 Mark Uthlaut.....4	1966 Bob Walters.....3	
				1972 Craig O'Sadnick.....4	1965 Steve Garret.....4	
				Harold James.....4		
				Warren Whitis.....4		

Defensive Records

Single Game Interceptions:	5
Gary Evans vs. Mo-Rolla	10-18-1975
Single Game Interceptions (Team):	7
vs. Central Methodist	9-4-1975
Season Interceptions:	11
Gary Evans	1975
Season Interceptions (Team):	27 (1975)
Career Interceptions:	15
Gary Evans	1972-1975
Season Total Tackles:	164
Tim Stull	1984
Career Total Tackles:	489
Marti Rave	1975-1977

Longest INT Returns

- 98, Eric Sternberg vs. SW Baptist (2007)
- 78, Kelvin Cunningham vs. SE Mo. (1981)
- 60, Dennis Walls vs. Okla. Panhandle St. (2009)
- 57, Demetrius Lavant vs. Neb.-Omaha (2008)
- 55, Rick Reeves vs. Wisconsin-La Crosse (1967)
- 47, Demetrius Lavant vs. Okla. Panhandle St. (2009)
- 45, John Naeve vs. Central Missouri (1998)
- 44, Gary Geisz vs. Central Missouri (1976)
- 44, Anthony Binion vs. Southwest Baptist (2000)

Longest Fumble Returns

- 83, Tony Marek vs. Missouri-Rolla (1997)
- 51, Courtney Jordan vs. Fort Hays (2007)
- 46, Geoff Hiddleston vs. Northwest Missouri (1992)
- 39, Jake Willrich vs. Missouri Southern (2001)
- 38, Terrence Byrd vs. Okla. Panhandle St. (2009)





Special Teams Records

Longest Field Goals

53, Mark Kamphoefner vs. Missouri Southern (2005)
52, Kent Fensom vs. Eastern Illinois (1977)
52, Bob Fletcher vs. Northwest Missouri (1979)
52, Jeff Klee vs. Missouri Western (1998)
52, Jeff Klee vs. Pittsburg State (1999)
51, Jeff Klee vs. Missouri-Rolla (1999)
50, David Austinson vs. Minnesota State (1982)
50, Austin Lepper vs. Northwest Missouri (2001)

Season Field Goals

Scott Bresaw*	15	1990
Austin Lepper	14	2001
Dave Austinson	12	1981
Dave Austinson*	12	1982
Jeff Klee	12	1998
Scott Bresaw	10	1989
Mickey Masucci	10	2007

Misc. Kicking Records

Longest Punt	88
Mike Miletich vs. Central Mo.	10-21-88
Single-Game FG Made	4
Dave Austinson vs. Neb.-Omaha	9-4-1982
Brad Schrader vs. SE Mo.	10-8-1983
Scott Bresaw vs. Mo. Southern	9-29-1990
Mark Kamphoefner vs. Washburn	9-27-2004
Single-Game PAT Kicked	9
Dave Austinson vs. NW Missouri	10-23-1982
Dave Austinson vs. Lincoln	11-6-1982
Scott Ruedel vs. Missouri-Rolla	9-16-1995
Consecutive Field Goals Made	10
Scott Bresaw	1990
Career Field Goals Made	37
Mickey Masucci	2006-09

Longest Kick Returns

100, Jason Douglas vs. Pittsburg State (2002)
100, Lloyd Weise vs. Wisconsin-La Crosse (1967)
100, Larry Jones vs. Southeast Missouri (1971)
97, Larry Jones vs. Harding (1973)
96, Tremaine Millender vs. Nebraska-Omaha (2010)
95, Mike Laususe vs. Southwest Missouri (1976)
94, Trent Cuthbert vs. Eastern Illinois (1984)
94, Alfonso Pugh vs. South Dakota (2000)
89, Alfonso Pugh vs. Missouri Western (2001)

Longest Punt Returns

84, Tony Gerke vs. Lincoln (1989)
75, Larry Jones vs. Central Methodist (1973)
65, Eric Holm vs. Cameron (1978)
65, Russell Evans vs. Southeast Missouri (1986)
60, Albert Coker vs. Mo. Southern (2007)
58, Charles Blakley vs. Pittsburg State (1968)

Punting

Year	Player	No	Yds/P
2010	Eric Phillips	64	35.9
2009	Eric Phillips	62	38.8
2008	Max Kleckner	64	36.0
2007	Mickey Masucci	59	33.4
2006	Mickey Masucci	51	35.8
2005	Mark Kamphoefner	69	37.6
2004	Mark Kamphoefner	60	35.9
2003	Mark Kamphoefner	58	40.3
2002	Austin Lepper	46	38.1
2001	Austin Lepper	33	38.2
2000	Austin Lepper	45	38.9
1999	Austin Lepper	51	35.2
1998	Kevin Hollinger	65	37.8
1997	Kevin Hollinger	30	40.0
1996	Marion Smith	42	38.6
1995	Marion Smith	35	35.0
1994	Nate Minnis	38 (41)	33.3 (32.8)
1993	Marion Smith	40	32.3
1992	K.C. Conaway	38 (41)	40.5 (40.7)
1991	K.C. Conaway	41	36.5
1990	K.C. Conaway	39 (41)	35.0 (34.9)
1989	Mike Miletich	69	37.6
1988	Mike Miletich	42	35.5
1987	Mike Miletich	35	34.5
1986	Mike Miletich	19	34.8
1985	Dallas Duwa	33	37.4
1984	Tim Cahill	66	34.4
1983	Jack Calvert	58	34.7
1982	Dave Bormann	41 (45)	40.8 (41.3)
1981	Dave Bormann	53	34.6
1980	Bob Zumbahlen	28	32.6
1979	Bob Fletcher	79	43.2
1978	Bob Fletcher	59	36.9
1977	Kent Fensom	31	36.1
1976	Kent Fensom	31	36.1
1975	Kent Fensom	57	35.6
1974	Mark Sissom	78	33.2
1973	Tom Williamson	78	33.2
1972	Steve Franklin	54	35.7
1971	Randy Dawson	57	33.4
1970	Randy Dawson	15	33.9
1969	Lloyd Wiese	46	36.6
1968	Lloyd Wiese	58	37.5
1967	Lloyd Wiese	62	33.9
1966	Rick Gorzynski	36	33.4
1965	Rick Gorzynski	42	33.6
1964	Mike Richardson	43	34.4
1963	Shane Cavanah	47	35.1
1962	Shane Cavanah	25	36.4
1961	Dennis Sissom	38	29.1
1960	Dennis Sissom	20	28.0

Kick Returns

Year	Player	No	Yds	TD	Yds/R
2010	Tremaine Millender	19	505	1	26.6
2009	Phil Kenney	42	840	0	20.0
2008	Phil Kenney	37	847	0	22.9
2007	Phil Kenney	29	677	0	23.3
2006	Chandler Terry	19	492	0	25.9
2005	Jason Douglas	39	836	0	21.4
2004	Jeff Amundson	22	444	0	20.2
2003	Jason Douglas	36	729	0	20.2
2002	Alfonso Pugh	14	283	0	20.2
2001	Alfonso Pugh	16	438	1	27.4
2000	Alfonso Pugh	14	404	2	28.9
1999	John Naeve	17	286	0	16.8
1998	Randall Mercer	11	185	0	16.8
1997	Deric Johnson	17	383	0	22.5
1996	Deric Johnson	18	414	0	23.0
1995	Sean Williams	14	294	0	21.0
1994	Erwin Clarence	14	237	0	16.9
1993	Art Austin	16	452	0	28.3
1992	Art Austin	11	562	0	31.2
1991	Marcus McCoy	15	288	0	19.2
1990	Marcus McCoy	16	307	0	19.2
1989	Marcus McCoy	23	535	1	23.3
1988	Marcus McCoy	17	371	0	21.8
1987	Marcus McCoy	20	440	0	22.0
1986	Chad Guthrie	16	293	0	18.3
1985	Marc Carson	5	103	0	20.6
1984	Marc Carson	7	164	0	23.4
1983	Steve Jones	23	457	0	19.9
1982	Time Fine	14	271	0	19.4
1981	Trent Cuthbert	30	774	1	25.8
1980	Andre Gillespie	2	51	0	25.5
1979	Freddy Thompson	12	270	1	22.5
1978	Freddy Thompson	13	289	1	22.2
1977	Freddy Thompson	18	429	0	23.8
1976	Eric Holm	11	206	0	18.7
1975	Eric Holm	20	330	0	16.5
1974	Paul Wernsman	10	202	0	16.5
1973	Mike Laususe	13	356	1	27.4
1972	Mike Laususe	14	390	1	27.9
1971	Mike Laususe	21	504	2	24.0
1970	Mike Laususe	12	276	0	23.0
1969	Larry Jones	22	582	2	26.5
1968	Craig Morton	6	127	0	21.2
1967	Larry Jones	14	342	1	24.4
1966	Mary Robinson	11	181	0	16.5
1965	Charles Blakley	13	231	0	17.7
1964	Lloyd Wiese	12	251	0	20.9
1963	Lloyd Wiese	5	285	2	57
1962	Sharron Washington	11	240	1	21.8
1961	T.J. Jackson	7	106	0	15.1
1960	Mike Richardson	6	107	0	17.8

Punt Returns

Year	Player	No	Yds	TD	Yds/R
2010	Andy Mundwiller	8	48	0	6.0
2009	Albert Coker	9	87	1	9.7
2008	Albert Coker	23	140	0	6.1
2007	Albert Coker	24	232	1	9.7
2006	Derek Rodriguez	14	67	0	4.8
2005	Jason Douglas	19	146	0	7.7
2004	Jason Douglas	10	65	0	6.5
2003	Jason Douglas	22	210	0	9.5
2002	Alfonso Pugh	19	310	1	16.3
2001	Alfonso Pugh	13	132	0	10.2
2000	Alfonso Pugh	17	279	1	16.4
1999	Randall Mercer	13	128	0	9.8
1998	Randall Mercer	20	152	0	7.6
1997	James Ross	16	126	0	7.9
1996	Ryan Ludwig	6	56	0	9.3
1995	Chris Bray	17	151	0	8.9
1994	Chris Bray	21	178	0	8.5
1993	Carlos Ivy	24	178	0	8.5
1992	Carlos Ivy	13	119	0	9.2
1991	Chad Guthrie	15	66	0	4.4
1990	Chad Guthrie	6	107	0	17.8
1989	Chad Guthrie	21	89	0	4.2
1988	Chad Guthrie	22	90	0	4.1
1987	Steve Carson	18	69	0	3.8
1986	Steve Carson	14	184	0	13.1
1985	Pat Fine	28	146	0	5.2
1984	Russell Evans	7	124	1	17.7
1983	Pat Fine	23	169	0	7.3
1982	Pat Fine	15	106	0	7.1
1981	Greg Oder	19	134	0	7.1
1980	Mike Reese	22	151	0	6.9
1979	Mike Reese	24	162	0	6.8
1978	Mike Reese	22	83	0	3.7
1977	Darren Blair	23	164	0	7.1
1976	Eric Holm	23	156	1	6.9
1975	Eric Holm	25	236	0	9.4
1974	Eric Holm	18	76	0	4.2
1973	Gary Evans	19	100	0	5.3
1972	Mike Laususe	9	44	0	4.9
1971	Larry Jones	17	234	1	13.8
1970	Ray Inge	17	60	0	3.5
1969	Craig Morton	5	23	0	4.6
1968	Charles Blakley	11	6	0	6.0
1967	Charles Blakley	13	119	0	3.1
1966	Charles Blakley	9	112	1	12.4
1965	Charles Blakley	20	161	0	8
1964	Willie Jones	10	74	0	7.4
1963	Clifton Ray	12	230	0	19.2
1962	Mike Richardson	7	124	0	17.7
1961	Mike Richardson	7	132	0	18.8
1960	Ted Michael	10	107	0	10.7
1960	Mike Richardson	6	217	0	36.2
1960	Wayne O'Neal	10	153	0	15.5

Season Kick Return Yards

Phil Kenney	847	2008
Phil Kenney	840	2009
Jason Douglas	836	2005
Trent Cuthbert	774	1984
Jason Douglas	729	2003
Phil Kenney	677	2007
Larry Jones	582	1973
Art Austin*	562	1994
Marcus McCoy	535	1991
Mike Laususe	504	1975
Greg Rideout	496	1987
Larry McFall	475	1991
Steve Jones	457	1986

Season Punt Return Yards

Alfonso Pugh	310	2002
Alfonso Pugh	279	2000
Eric Holm	253	1978
Eric Holm	236	1977
Larry Jones	234	1973
Albert Coker	232	2007
Clifton Ray	230	1965
Mike Richardson	217	1962
Jason Douglas	210	2003
Steve Carson	184	1988





Bulldog Timeline

1900- The Bulldogs clobbered Oaklawn Academy, 76-0, in the first official game played by the school and went on to post a 3-2-1 record.



1907- O.C. Bell was appointed as the first official coach by the College Board of Regents.

1908- Bell guided the Bulldogs to their second undefeated campaign, but the first perfect mark against a full slate of opponents.

1916- The Purple and White captured the championship of the original MIAA conference. They chalked up an 8-0-1 standard, under the tutelage of H.L. McWilliams.

1924- In the first year of the current MIAA Conference, the Bulldogs nabbed their first of 26 titles.

1929- The Bulldogs' 100th victory came at the expense of University of Northern Iowa, 14-0.

1931- The traditional rivalry between Truman and Northwest Missouri was intensified with the inception of the "Old Hickory Stick" trophy.


1934- The third consecutive undefeated season was logged by a Don Faurot-led team, which notched the school's eighth league crown.

1935- One of the longest winning streaks in college football history, 27 victories, was snapped by St. Louis University, 37-7.

1951- The Bulldogs shared the crown with Southwest Missouri as they recorded their best mark (7-1-1) since 1936.

1952- Only a 28-27 loss to Northwest Missouri (Maryville) prevented Truman from an outright conference title and a perfect record. However, Truman was still co-champions of the MIAA.

1953- Truman celebrated its 200th victory with a 27-7 trouncing of Southwest Missouri State.



1960- Halfback Dale "Paley" Mills climaxed a brilliant career in which he shattered 10 college division national records, setting a career rushing mark of 4,502 that would stand for 36 years in the MIAA and Truman record books.

1961- The Bulldogs concluded a 9-1 campaign with a 22-8 triumph over Parsons (Iowa) in the Mineral Water Bowl, their first postseason contest.

1965- Maurice "Red" Wade led Truman to its 18th MIAA title, the eighth under his direction.

1970- Victory No. 300 came over Central Arkansas, 24-14.

1971- The Bulldogs chalked up the school's third nine-victory season since 1900 by crushing Missouri-Rolla, 44-13. They also notched their 21st MIAA crown.

1975- Truman reversed a two-year losing trend by fashioning a 7-4 ledger and finished a surprising second in the MIAA pennant chase.

1976- For the first time in five seasons, the Bulldogs captured top conference honors, sharing the title with Southeast Missouri (Cape Girardeau).

1981- Truman won its first outright MIAA Championship since 1971.

1982- The Bulldogs captured their second straight conference title and won a bid to the NCAA Division II playoffs after being ranked fourth in the NCAA poll, the highest they had ever been ranked nationally.

1985- Truman claimed the schools 25th league crown since 1924 and finished 11th in the final NCAA Division II poll. As a team, they led Division II in passing and total offense, erasing nine DII records.

1987- The Bulldogs' 400th win also captured the hickory stick for the third year in a row from Northwest Missouri. The final tally was 23-0.

1988- For the 26th time in the long history of Truman football, the program earned at least a piece of the conference title. They shared the championship with Southeast Missouri State and Central Missouri State, the first time that the MIAA had crowned tri-champions in football.



1990- The Bulldogs overcame the adversity of penalties assessed by the MIAA for violation of rules and the tragic death of teammate Derringer Cade, and compiled a 9-2 overall record and made their first trip to the NCAA Division II playoffs since 1982. They finished the season with a ninth-place ranking in the DII poll, posted nine wins for the first time since 1982 and rolled up nine straight victories for the first time since 1933.

1992- For the second time in three seasons, Truman notched nine victories and qualified for the NCAA Division II national playoffs. The 9-3 Bulldogs ranked 16th in the final Division II poll.

1994- The Bulldogs made their third NCAA Division II national playoff appearance in five years. The 8-3 squad ranked eighth in the final Division II poll and produced four all-American players.

1996- Tailback Jarrett Anderson won the Harlon Hill trophy as the NCAA Division II Player of the Year, leading the nation in rushing and scoring. He put his name on 18 school, 12 MIAA and five NCAA records, finishing his career with 6,166 yards rushing. Anderson completed the season with 2,140 yards, the best season ever in DII at the time and the sixth-best at any level. The Bulldogs also lost the "Old Hickory Stick" for the first time in 11 years. It broke the longest possession streak in the history of the stick.

1998- Truman celebrated its 800th game by beating Southwest Baptist 31-14 in front of a homecoming crowd.

2001- The Bulldogs regained the Old Hickory Stick after a five-year hiatus and defeated 8th-ranked Northwest Missouri, 24-23. Truman also participated in its first-ever cliffhanger when it defeated Washburn on a 46-yard field goal with just six-tenths of a second on the clock.

2002- Wide receiver Andrew Blakley became the all-time Truman receiving leader, ranking second all-time in NCAA Division II and sixth in all divisions with 300 career receptions. During his career, he also totaled 3,458 yards for 22 touchdowns. Following the 2002 season, Blakley tied for the DII lead with 8.73 receptions per game, amassing 965 yards for 96 receptions his senior year.

Truman also picked up its 500th win, according to the NCAA, with a 27-23 victory over Missouri Western in the season finale.


2007- Saturday night football returns to Kirksville as new lights at Stokes Stadium are installed. Bulldog quarterback Matt Ticich uses the prime time stage to set a single-game total offense record with 516 yards in a 55-31 victory over Upper Iowa.

2008- Stokes Stadium receives a new artificial surface but construction/weather delays force the Bulldogs to play their first "home" game on the road at William Jewell College. The first game on the turf was Sept. 13th against Central Missouri.





Harlon Hill Winner



Jarrett Anderson made college football history when he completed an illustrious four-year career at Truman and became the first Bulldog to win the NCAA Division II Player of the Year award, the Harlon Hill Trophy.

The award was presented to Anderson on Dec. 13, 1996, in Florence, Ala. Anderson received 42 first-place votes from NCAA Division II football sports information directors and had a grand total of 207 points, just two shy of setting the Harlon Hill record at that time for most points. His name did appear on 92 of the 105 ballots cast which was a new record for the award at that time.

Anderson finished his career with a Truman and Mid-America Intercollegiate Athletics Association record of 6,166 yards rushing, shattering former Bulldog Dale "Paley" Mills' (1957-60) 36-year-old record of 4,502. It also made him the third all-time rusher in NCAA history at any level, passing former Heisman winners Tony Dorsett, Herschel Walker and Archie Griffin.

During his senior campaign, Anderson was unanimously voted MIAA Offensive MVP. He rushed for 2,140 yards in '96, setting the NCAA Division II mark for yards in a season that year, the sixth-highest single season total among all divisions at that time.

Anderson broke or tied five NCAA Division II records his final season. In addition to the season rushing record, he set records in season yards per game with 194.5 and career touchdowns at 73, and he tied the marks for 1,000-yard seasons with four and 200-yard games in a season with five in 1996.

Ten MIAA records and 17 Truman standards were rewritten before Anderson, who had never been redshirted, took off the Purple and White for the last time. Besides those that were also NCAA marks, others included single-season touchdowns (28), single-season rushing touchdowns (27), career scoring (440), single-season scoring (168), career rushing attempts (979) and 100-yard games in a career (20 out of 43). He tied the mark for touchdowns in a game in the MIAA (6), but it stands as a Truman record.

Anderson gained 306 yards against Emporia State, tying Mills' single-game record at Truman, but ESU's Brian Shay gained 360 yards in a game earlier in the 1996 season for the league record. Shay led the nation in rushing for several weeks after that, but Anderson claimed the honor with two weeks remaining to lead the nation in rushing and scoring for the year.


Shay broke many of Anderson's NCAA and MIAA records before he finished his career in 1997. A complete account of Anderson's current NCAA records is on page 48.

"A player like Jarrett only comes along once every 50 years or so," his head coach John Ware said. "I feel hon-

ored to have been his coach."

Anderson, who never missed a game in four years, began in 1993 when he rushed for 1,096 and was named MIAA freshman of the year. He was MIAA Offensive MVP two consecutive years in 1995 and 1996, and a finalist for the Hill Trophy in 1994.

During the 2000 season, Anderson had his No. 3 retired at Truman, and he was named to the Truman all-Century football team.



Jarrett Anderson's Career Statistics

	G	Rush	Net	Y/R	Y/G	TDs	Rec.	Yds	Y/R	Y/G	TDs	2PTC	Pts
1993	11	167	1,096	6.5	99.6	12	21	197	9.4	17.9	1	0	78
1994	10	259	1,428	5.5	142.8	14	14	143	10.2	14.3	2	0	96
1995	11	232	1,502	6.5	136.6	16	16	126	7.9	11.5	0	1	98
1996	11	321	2,140	6.7	194.5	27	13	167	12.8	15.2	1	0	168
Career	43	979	6,166	6.3	143.4	69	63	633	10.0	14.7	4	1	440



First Team All-Americans



Mel Loncaric
(Center)
NAIA-1954



Bob Haller
(Tackle)
Williamson Rating-1958




Dale Mills
(Running Back)
Williamson Rating-1959,1960
Associated Press-1960




Dave Grant
(Tackle)
Williamson Rating-1962




Rich Rhodes
(Tackle)
Associated Press-1965



Steve Powell
(Running Back)
American Football Coaches Assoc. 1977




Chris Hegg
(Quarterback)
American Football Coaches Association; Associated Press; Football Gazette-1985




Andre' Gillespie
(Running Back)
Football Gazette




Gary Isaia
(Tight End)
Football Gazette 1988




Chad Guthrie
(Running Back)
Football Gazette 1991



Mike Roos
(Nose Guard)
Football Gazette 1993



Scott Hull
(Guard)
CM Frank 1994



Jarrett Anderson
(Tailback)
CoSIDA; American Football Coaches Assoc.; Associated Press; Football Gazette-1996

Other All-Americans

Michael Elliott	2010	DB	D.H. Football Gazette.....3rd	Rich Otte	1983	WR	A.P. Little All-America.....HM
Pat Murray	2006	OL	D.H. Football Gazette.....HM	Tom Hayes	1982	QB	A.P. Little All-America.....HM
Tameem Yehyawi	2003	LB	Daktronics.....2nd	Rich Otte	1982	WR	A.P. Little All-America.....HM
Andrew Blakley	2002	WR	Daktronics.....2nd	Tom Hayes	1981	QB	A.P. Little All-America.....HM
Andrew Blakley	2001	WR	D.H. Football Gazette.....3rd	Rich Otte	1981	WR	A.P. Little All-America.....HM
Eric Howe	2001	QB	D.H. Football Gazette.....HM	Ligo Letuli	1981	DT	A.P. Little All-America.....HM
Curt Cira	2000	DT	D.H. Football Gazette.....3rd	Eric Holm	1980	WR	A.P. Little All-America.....2nd
Josh Raaz	2000	OL	D.H. Football Gazette.....HM	Doug Kreighbaum	1979	LB	A.P. Little All-America.....HM
Jeff Klee	1999	PK	D.H. Football Gazette.....HM	Darrell Buffington	1978	OG	A.P. Little All-America.....HM
Tommy Hernandez	1998	DB	D.H. Football Gazette.....2nd	Mike Harris	1978	TB	A.P. Little All-America.....2nd
Tommy Hernandez	1997	DB	D.H. Football Gazette.....HM	Mark Sobol	1978	DT	A.P. Little All-America.....HM
Jim Guntli	1996	OL	D.H. Football Gazette.....HM	Tony Ippolito	1977	NG	A.P. Little All-America.....HM
Jarrett Anderson	1995	TB	CoSIDA/NCAA Div. II.....2nd	Lloyd Henry	1977	WR	A.P. Little All-America.....HM
			D.H. Football Gazette.....2nd	Steve Powell	1977	TB	A.P. Little All-America.....HM
			C.M. Frank.....2nd	Lloyd Henry	1976	WR	A.P. Little All-America.....HM
Matt Copeland	1995	TE	CoSIDA/NCAA Div. II.....2nd	Steve Powell	1976	TB	A.P. Little All-America.....HM
			D.H. Football Gazette.....HM	Gary Evans	1975	DB	A.P. Little All-America.....2nd
			C.M. Frank.....2nd	Craig O'Sadnick	1973	LB	A.P. Little All-America.....HM
Jim Guntli	1995	OT	C.M. Frank.....HM	Craig O'Sadnick	1972	LB	Associated Press.....HM
Jarrett Anderson	1994	TB	D.H. Football Gazette.....2nd	Al Fulton	1972	DE	Associated Press.....HM
			C.M. Frank.....3rd	Craig O'Sadnick	1971	LB	Associated Press.....HM
Paul Grutter	1994	LB	C.M. Frank.....HM	Tom Geredine	1971	WR	Associated Press.....HM
Scott Hull	1994	OG	CoSIDA.....3rd	Ken Bebermeyer	1970	DE	Associated Press.....HM
			A.P. Little All-America.....2nd	Mike Berentes	1970	WR	Associated Press.....HM
Steve Thompson	1994	QB	C.M. Frank.....HM	Don Cummings	1970	QB	Associated Press.....HM
			D.H. Football Gazette.....HM	Aubrey Johnson	1970	LB	Associated Press.....3rd
Robert Merriman	1992	DB	D.H. Football Gazette.....2nd	Frank Wagner	1968	NG	Associated Press.....HM
Fontaine Walker	1992	WR	D.H. Football Gazette.....HM	Rich Gorzynski	1965	QB	Associated Press.....HM
Matt McKnight	1992	OT	D.H. Football Gazette.....HM	Sharron Washington	1965	RB	Associated Press.....HM
			A.P. Little All-America.....2nd	Dave Grant	1963	Tack	Williamson Rating.....S.M.
Chad Guthrie	1992	TB	D.H. Football Gazette.....3rd	Dave Grant	1962	Tack	Associated Press.....3rd
			A.P. Little All-America.....2nd	Mike Richardson	1962	RB	Williamson Rating.....HM
Fontaine Walker	1991	TE	D.H. Football Gazette.....2nd	Dave Grant	1961	Tack	Williamson Rating.....HM
Chris Livingstone	1991	QB	D.H. Football Gazette.....HM	Dale Mills	1958	TB	Williamson Rating.....HM
Jim Burchett	1988	OC	D.H. Football Gazette.....3rd	Edward Bender	1952	QB	Associated Press.....HM
			A.P. Little All-America.....HM				
Gary Isaia	1988	TE	A.P. Little All-America.....HM				
Ricky Ruff	1988	LB	D.H. Football Gazette.....HM				
			A.P. Little All-America.....HM				
Jim Burchett	1987	OC	A.P. Little All-America.....HM				
Kevin Urbatsch	1987	OG	Football News.....2nd				
			A.P. Little All-America.....HM				
Russell Evans	1986	WR	Football News.....2nd				
			A.P. Little All-America.....3rd				
Andre Gillespie	1985	RB	A.P. Little All-America.....HM				
Larry Tisdale	1985	WR	A.P. Little All-America.....HM				
Brian Neubauer	1984	OC	A.P. Little All-America.....3rd				
Mike Yancey	1983	OC	A.P. Little All-America.....2nd				
Tom Hayes	1983	QB	A.P. Little All-America.....HM				

HM-Honorable Mention
S.M.-Special Mention
2nd-Second-Team
3rd-Third-Team






First Team All-MIAA

1924 Stanley Barker, G James Streeter, B	1934 Robert Doyle, E Carl Noble, T Jack Robinson, T Arnold Embree, B Martin Rhode, B	1959 Dale "Paley" Mills, B Jim Blacklock, T Jack Ball, B Dale "Paley" Mills, B Milt McPike, E	1969 Don Cummings, QB Charles Blakley, FLK Ken Bebermeyer, DE John Suell, DT Frank Wagner, MG Aubrey Johnson, LB Don Cummings, QB Tom Geredine, TE Mike Berentes, SE Ken Bebermeyer, DE Aubrey Johnson, LB Bob Gibson, QB	1977 Pete Grathwohl, DE Mark Sobol, DT Marti Rave, LB Leonard Fagan, DB Gary Wolke, OT John Mulchrone, OT Darrell Buffington, OG Steve Powell, RB*	1982 Dave Austinson, K Dave Bormann, P Kevin Collins, OL Kelvin Cunningham, DB Paul Eckhoff, OL Tim Gildehaus, DL Brian Neubauer, OL Tom Hayes*, QB Elijah Lockhart, DL Rich Otte, WR Dan Shelby, LB Roosevelt Goliday, DB	1988 Gary Isaia, TE Jim Burchett, OL James McCoy, RB Gary Neubauer, DL Chris Cannon, DL Ricky Ruff, LB Bill Strickler, DB Scott Bresaw, K Chris Cannon, DL Owen Doak, OL Jeff Frost QB* Fontaine Walker, TE Chad Guthrie, RB Fontaine Walker, TE Matt McKnight, OL Robert Merriman, DB K.C. Conaway, P	2003 Tameem Yehyaw, LB Mark Kamphoefner, P 2006 Pat Murray, OL 2008 Les Hammer, DE 2009 Eric Sternberg, LB 2010 Michael Elliott, DB <i>* MIAA MVP</i>
1925 Harry Stroup, C James Streeter, B Orval Craig, E Stanley Barker, G Don Vail, G Levi Craig, B	1935 Del Maddox, E Carl Noble, T Ralph Alexander, B Leslie Post, B Ralph Cavanah, B Forrest Schwengel, E Ralph Cavanah, B Ralph Alexander, B Leslie Post, B	1961 Dave Grant, T Ron Stark, G Jack Ball, B Pat Claywell, OL Janks Morton, E Dave Grant, T Dick Brownlee, G Mike Richardson, B Joe Minton, B	1970 Mike Richardson, B Craig O' Sadnick, LB Tom Geredine, TE Dale Gildehaus, OC Lenvil Elliott, RB Al Fulton, DE Warren Whites, NG Craig O' Sadnick, LB Dave Waterkotte, DT Craig O' Sadnick, LB	1978 Ezra Thompson, TE Roland Mangold, OT Darrell Buffington, OG Mike Harris, RB* Melvin Kennedy, DE Mark Sobol, DT Doug Kreighbaum, LB Pete Grathwohl, LB Bob Fletcher, K/P Doug Kreighbaum, LB Craig Patton, DB Eric Holm, WR Rich Otte, WR	1983 Tom Hayes, QB* Mike Yancey, OC Mark McLeod, DL Rich Otte, WR John Busby, WR Scott Cummings, OL Trent Cuthbert, DB Brian Neubauer, OL Dave Waddell, DL Chris Hegg, QB* Andre Gillespie, RB Larry Tisdale, WR Demetrius Mosley, OT Pete Simpson, OG Tim Bauer, DL Pat Fine, DB	1991 Tom Hayes, QB* Mike Yancey, OC Mark McLeod, DL Rich Otte, WR John Busby, WR Scott Cummings, OL Trent Cuthbert, DB Brian Neubauer, OL Dave Waddell, DL Chris Hegg, QB* Andre Gillespie, RB Larry Tisdale, WR Demetrius Mosley, OT Pete Simpson, OG Tommy Hernandez, DB Spencer Stevens, OC	1992 Matt McKnight, OL Robert Merriman, DB K.C. Conaway, P 2001 Matt Copeland, TE Jim Guntli, OT 2002 Tom Roberts, LB 2003 Keith Driscoll, LB 2004 K.C. Conaway, P 2005 Lance Dorsey, LB 2006 Pat Murray, OL 2007 Austin Lepper, LB 2008 Les Hammer, DE 2009 Eric Sternberg, LB 2010 Michael Elliott, DB
1926 Orval Craig, E Stanley Barker, G Don Vail, G Levi Craig, B	1936 Ralph Cavanah, B Forrest Schwengel, E Ralph Cavanah, B Ralph Alexander, B Leslie Post, B	1962 Randy Jones, E Dave Grant, T Mike Richardson, B Rich Rhodes, E Dave Grant, T Mike Richardson, B John Newcomb, SE Rich Rhodes, OT/DT John Kennedy, OG/DG Rich Gorzynski, QB Sharron Washington, HB Don Rowdon, DB Mike Richardson, DB Clifton Ray, DB Sharron Washington, HB Larry Johnson, DE Bill Seman, DT John Newcomb, SE Ken Bebermeyer, DE Jerry Meyer, DB John Suell, DT Frank Wagner, MG Jerry Lybarger, LB Jerry Meyer, DB John Bringer, OC	1971 Tom Geredine, SE* Dave Waterkotte, DT Craig O' Sadnick, LB Tom Geredine, TE Dale Gildehaus, OC Lenvil Elliott, RB Al Fulton, DE Warren Whites, NG Craig O' Sadnick, LB Dave Waterkotte, DT Craig O' Sadnick, LB Greg Morton, TE Lloyd Henry, SE Gary Evans, DB Steve Rampsy, QB Steve Powell, RB Lloyd Henry, WR Fred Haeger, OC Darrell Buffington, OG Mark Sobol, DT Pete Grathwohl, DE Marti Rave, LB Mike Laususe, DB	1979 Bob Fletcher, K/P Doug Kreighbaum, LB Craig Patton, DB Eric Holm, WR Rich Otte, WR Greg Himmelman, TE Paul Eckhoff, OT Kevin Collins, OG John Homeyer, OG Mike Yancey, OC Tom Hayes, QB* Tim Gildehaus, DT Ligo Letuli, DT Elijah Lockhart, NG Jon Walton, DB Freddy Thompson, DB	1984 John Busby, WR Scott Cummings, OL Trent Cuthbert, DB Brian Neubauer, OL Dave Waddell, DL Chris Hegg, QB* Andre Gillespie, RB Larry Tisdale, WR Demetrius Mosley, OT Pete Simpson, OG Tim Bauer, DL Pat Fine, DB Russell Evans, WR Jim Burchett, OL Roketi Esau, RB Matu'u Matuu, DL Roketi Esau, RB Bill Morris, WR Kevin Urbatsch, OL Jim Burchett, OL Mike Bellers, LB Ernie Myerson, DE	1992 Matt McKnight, OL Robert Merriman, DB K.C. Conaway, P 2001 Matt Copeland, TE Jim Guntli, OT 2002 Tom Roberts, LB 2003 Keith Driscoll, LB 2004 K.C. Conaway, P 2005 Lance Dorsey, LB 2006 Pat Murray, OL 2007 Austin Lepper, LB 2008 Les Hammer, DE 2009 Eric Sternberg, LB 2010 Michael Elliott, DB	1993 Scott Cummings, OL Trent Cuthbert, DB Brian Neubauer, OL Dave Waddell, DL Chris Hegg, QB* Andre Gillespie, RB Larry Tisdale, WR Demetrius Mosley, OT Pete Simpson, OG Tommy Hernandez, DB Spencer Stevens, OC 2001 Matt Copeland, TE Jim Guntli, OT 2002 Tom Roberts, LB 2003 Keith Driscoll, LB 2004 K.C. Conaway, P 2005 Lance Dorsey, LB 2006 Pat Murray, OL 2007 Austin Lepper, LB 2008 Les Hammer, DE 2009 Eric Sternberg, LB 2010 Michael Elliott, DB
1927 James Chevalier, E Wayne McKanna, G Wirt Downing, C Levi Craig, B Chauncey Simpson, B Orval Craig, E	1937 Tom Sheehy, E Louis Miller, B Kenneth Gardner, T 1941-45: War Years-No Team Kenneth Gardner, T Darrell Gourley, B Joe Asperger, B LaVerne Dabney, C Ed Bender, B Guy Burton, B Ken Rehg, B LaVerne Dabney, C Ed Bender, B Bill Peterson, E Mel Loncaric, C Ray Mach, B 1954 Glendle Pickering, E John Bowles, T Mel Loncaric, C O.D. Austin, B 1955 Jim Rash, B 1956 Jack Perrin, B 1957 Jack Hammock, E 1958 Jack Hammock, E Bob Haller, T Dale "Paley" Mills, B	1963 Randy Jones, E Dave Grant, T Mike Richardson, B Rich Rhodes, E Dave Grant, T Mike Richardson, B John Newcomb, SE Rich Rhodes, OT/DT John Kennedy, OG/DG Rich Gorzynski, QB Sharron Washington, HB Don Rowdon, DB Mike Richardson, DB Clifton Ray, DB Sharron Washington, HB Larry Johnson, DE Bill Seman, DT John Newcomb, SE Ken Bebermeyer, DE Jerry Meyer, DB John Suell, DT Frank Wagner, MG Jerry Lybarger, LB Jerry Meyer, DB John Bringer, OC	1972 Tom Geredine, TE Dale Gildehaus, OC Lenvil Elliott, RB Al Fulton, DE Warren Whites, NG Craig O' Sadnick, LB Dave Waterkotte, DT Craig O' Sadnick, LB Greg Morton, TE Lloyd Henry, SE Gary Evans, DB Steve Rampsy, QB Steve Powell, RB Lloyd Henry, WR Fred Haeger, OC Darrell Buffington, OG Mark Sobol, DT Pete Grathwohl, DE Marti Rave, LB Mike Laususe, DB	1980 Rich Otte, WR Greg Himmelman, TE Paul Eckhoff, OT Kevin Collins, OG John Homeyer, OG Mike Yancey, OC Tom Hayes, QB* Tim Gildehaus, DT Ligo Letuli, DT Elijah Lockhart, NG Jon Walton, DB Freddy Thompson, DB	1985 Andre Gillespie, RB Larry Tisdale, WR Demetrius Mosley, OT Pete Simpson, OG Tim Bauer, DL Pat Fine, DB Russell Evans, WR Jim Burchett, OL Roketi Esau, RB Matu'u Matuu, DL Roketi Esau, RB Bill Morris, WR Kevin Urbatsch, OL Jim Burchett, OL Mike Bellers, LB Ernie Myerson, DE	1993 Scott Cummings, OL Trent Cuthbert, DB Brian Neubauer, OL Dave Waddell, DL Chris Hegg, QB* Andre Gillespie, RB Larry Tisdale, WR Demetrius Mosley, OT Pete Simpson, OG Tommy Hernandez, DB Spencer Stevens, OC 2001 Matt Copeland, TE Jim Guntli, OT 2002 Tom Roberts, LB 2003 Keith Driscoll, LB 2004 K.C. Conaway, P 2005 Lance Dorsey, LB 2006 Pat Murray, OL 2007 Austin Lepper, LB 2008 Les Hammer, DE 2009 Eric Sternberg, LB 2010 Michael Elliott, DB	1993 Scott Cummings, OL Trent Cuthbert, DB Brian Neubauer, OL Dave Waddell, DL Chris Hegg, QB* Andre Gillespie, RB Larry Tisdale, WR Demetrius Mosley, OT Pete Simpson, OG Tommy Hernandez, DB Spencer Stevens, OC 2001 Matt Copeland, TE Jim Guntli, OT 2002 Tom Roberts, LB 2003 Keith Driscoll, LB 2004 K.C. Conaway, P 2005 Lance Dorsey, LB 2006 Pat Murray, OL 2007 Austin Lepper, LB 2008 Les Hammer, DE 2009 Eric Sternberg, LB 2010 Michael Elliott, DB

First Team Academic All-Americans




Tom Roberts
Defensive Tackle
1973



Keith Driscoll
Linebacker
1978 & 1979




K.C. Conaway
Punter
1992



Lance Dorsey
Defensive Back
2001



Austin Lepper
Kicker
2001



Tameem Yehyaw
Linebacker
2003



Since the program's inception in 1952, the College Sports Information Directors Association (CoSIDA) has bestowed Academic All-America honors on more than 14,000 student athletes covering all divisions and NCAA championship sports.

To be eligible for Academic All-District consideration, a student-athlete must be a varsity starter or key reserve, maintain a cumulative GPA of 3.30 on a scale of 4.00, have reached sophomore athletic and academic standings at his/her current institution and be nominated by his/her school's sports information office.

Bulldog Football players earning Academic All-America honors:

1973 Tom Roberts (1)	1993 Mike Roos (2)
1978 Keith Driscoll (1)	1995 Matt Copeland (2)
1979 Keith Driscoll (1)	1999 Mark McAdams (2)
1979 Bob Fletcher (2)	2001 Austin Lepper (1)
1982 Roy Pettibone (2)	2001 Lance Dorsey (1)
1983 Paul Eckhoff (2)	2002 Austin Lepper (2)
1983 Tom Hayes (2)	2002 Tameem Yehyaw (2)
1992 K.C. Conaway (1)	2002 Tameem Yehyaw (1)
	2003 Tameem Yehyaw (1)





Truman Athletics Hall of Fame

Edward Adams	Arnold Embree	Melvin Loncaric	Donald Rowden
Ralph Alexander	Robert Evans	Frederick Lyles	Fred Schwengel
Jack Ball	Gary Evans	Ray Mach	William Seman
Stanley Barker	Russell Evans	Delbert Maddox	John Simmons
Willie Barton	Don Faurot	Ronald Mangold	Chauncey Simpson
Kenneth Bebermeyer	Robert Fletcher	Trusten McArtor	Dennis Sissom
Ed Bender	Darrell Fouch	Wayne McKanna	Russell Sloan
Mike Berentes	Jeff Frost	Milton McPike	Mark Sobol
Frank Bigsby	Kenneth Gardner	H.L. McWilliams	John Spainhower
Charley Blakley	Tom Geredine	Donald Merritt	Donald Sparks
James Blacklock	Jerry Germain	Jerry Meyer	Rob Staggs
Clifford Bohmback	Dale Gildehaus	Ted Michael	R.O. Stickler
Bill Bowles	Andre Gillespie	Dale Mills	Bill Stock
John Bringer	Rick Gorzynski	Janks Morton	James Streeter
Dick Brownlee	Darrel Gourley	Payne Muir	Donal Sylvara
Darrell Buffington	Dave Grant	Jeff Neal	Orville Towers
Jim Burchett	Peter Grathwohl	Carl Noble	Carl Troester
Ralph Cavanah	Gerald Grossnickle	Craig O'Sadnick	Donald Vail
James Chevalier	Robert Haller	Richard Otte	R.E. Valentine
Carroll Cochran	Jack Hammock	Jack Perrin	Maurice "Red" Wade
Dale Collier	Mike Harris	Leo Petree	Lowell Wade
Bruce Craddock	Earl Hatcher	Glendle Pickering	Frank Wagner
Levi Craig	Tom Hayes	Leslie Post	H.A. Walmsley
Orval Craig	Chris Hegg	Steve Powell	Sharron Washington
Don Cummings	Eric Holm	Harold Protiva	Robert Watts
Guy Curtright	T.J. Jackson	Clifton Ray	Jack Wells
L.E. Dabney	Larry Johnsen	Rich Rhodes	Mike Yancey
James Dougherty	Aubrey Johnson	Mike Richardson	Roland Zeigel
William Downing	Larance Jones	William Richerson	
Robert Doyle	Boyd King	Robert Roark	
Lenvil Elliott	Michael Laususe	Jack Robinson	
Ray Elliott	Robert Lawrence	Martin Rohde	

Bulldog Named Scholarships

The Truman State University Foundation manages several endowed scholarships that recognize past Bulldog greats.

Maurice E. Wade

The Maurice E. "Red" Wade Scholarship was established by C. Wesley Remington in 1988 in honor of his former coach, Maurice E. Wade ('52). Coach Wade was inducted into the Truman Football Hall of Fame in 1983 and the Missouri Hall of Fame in 1993. He still holds the record for the most victories of any Truman football coach, as well as the record for most conference titles in Truman history.

R. Bruce Craddock Memorial

This scholarship was established in 1992 by friends and family of Coach Bruce Craddock ('66). Craddock was inducted into the Truman Hall of Fame in 1989. While serving as football coach at Truman, Craddock avidly opposed drugs and encouraged such virtues as hard work, determination and perseverance.

George Anastasoff Memorial


This scholarship was established in 2008 in memory of George Anastasoff ('56). Coach Anastasoff spent nearly his entire career as head coach at Roosevelt High School in St. Louis and was highly regarded by all of those who knew him. A golf tournament funds this annual scholarship and also supports the football program at Roosevelt. Coach Anastasoff passed away on March 29, 2006.

Bob Groff Memorial

This scholarship was established in 2005 in memory of Bob Groff, a 1970 alumnus of Truman State University (then Northeast Missouri State University). Coach Groff spent his life as a beloved teacher and coach. The majority of his career was spent in the Ft. Zumwalt School District at both the North and South High Schools. He also coached football at McCluer, track at Hazelwood Central and both football and track at Van Far High School. This scholarship was established in his loving memory by his family and many friends.

John and Melissa Ware Memorial

This scholarship was established in 2006 by Melissa Ware to honor her late husband, John Ware. John Ware served 19 seasons (1985-2003) on the football coaching staff at Truman, including nine seasons as head coach. Coach Ware passed away on September 27, 2005, at the age of 46. Melissa passed away on November 30, 2007 at the age of 42.



Bulldog Retired Numbers

The No. 3 was worn by the 1996 NCAA Division II player of the year, **Jarrett Anderson**, from 1994-96. Anderson's number was retired by the team during halftime of the homecoming game with Missouri Southern on Oct. 21, 2000. He led the nation in rushing and scoring in 1996, setting countless MIAA, Truman and NCAA records by the end of his career. Anderson was named to the Truman All-Century Football team in 2000 after winning the Harlon Hill trophy, presented annually to the DII player of the year. See page 45 for a complete story on Anderson.

Jersey No. 31, worn by running back **Dale "Paley" Mills** from 1957-60, was retired in 1977. Mills, who at one time held 10 college division records, garnered all-America status four times in his career. He collected first-team accolades twice in 1960, once in 1959, and was an honorable mention pick in 1958. Mills entered the Truman Athletics Hall of Fame in 1984. Until Jarrett Anderson's record-breaking spree in '96, Mills held nine Bulldog records, including career rushing yards (4,502) and career scoring (407). See page 54 for a detailed story on Mills' accomplishments.

Jersey No. 32, worn by **Derringer Cade** in his last season of a three-year career (1988-90) as a Bulldog outside linebacker, was retired in 1990. Cade died from a rare heart disease after collapsing on the sidelines late in a game at Southwest Baptist during his junior year. According to his coaches, Cade played the best game of his career that day. He was credited with eight total tackles, including two-and-a-half quarterback sacks and another tackle for a loss. The Derringer Cade Inspirational Award was instituted by the coaches following his death. See page 58 for a list of the award winners.

3

31

32

TRUMANBULLDOGS.COM





Gridiron Greats

Faurot's Last Crew In '34 Was An Imposing Machine



Some followers of Truman football insist the 1934 Bulldogs were the greatest gridiron team ever produced by the University.

That may be an arguable statement, but the Purple and White squad of 70 years ago was without a doubt an imposing football machine. It was Don Faurot's last Bulldog crew before he moved to the University of Missouri (Columbia) to coach. It was also his third consecutive undefeated team at Truman.

The 1934 Bulldogs chalked up an 8-0-0 overall record while amassing 180 points and limiting their opponents to just 13. Truman's all-time longest winning streak is 27 in a row, and Faurot's warriors produced a string of 26 successive victories from 1932-34. The 27-game skein is the seventh-longest among Division II schools.

One of the most impressive conquests in 1934 was a 19-0 decision over formidable St. Louis University. The Bulldogs also blanked four other teams, including Southeast Missouri State, the team they had to beat in order to capture the league title.

Only Pittsburg State (Kan.) and Central Missouri scored on them that season.

The 1934 co-captains were tackle Jack Robinson, later a professional player, and quarterback Arnold Embree. They earned all-American, all-state and all-conference recognition that fall.

Faurot once said Embree was the most talented all-around back he coached at either Truman or Missouri.

A number of other members of the 1934 team also received all-state accolades. End Robert Doyle was first-team all-state and guard Walter Roth, fullback Drexel Moody and center William Scholle were selected to the second all-state group. Making the all-state honorable mention list were end Delbert Maddox, center Lynn McHarg, tackle Carl Noble and halfback Martin Rhode. They all garnered some type of all-MIAA laurels as well.

Other Bulldogs chosen for all-conference honors included end Orville Towers, halfback Jay Lyle Faurot, guard Payne Muir, halfback Frank Hanna and quarterback Ralph Alexander.

1934 (8-0)		
Coach: Don Faurot		
Captains: Jack Robinson, Arnold Embree		
9/28	at Simpson	W 7-0
10/5	Missouri S&T	W 19-0
10/12	Pittsburg State	W 13-7
10/19	Southwest Missouri	W 52-0
10/26	at Central Missouri	W 24-6
11/9	Northwest Missouri	W 33-0
11/16	at St. Louis	W 19-0
11/23	at Southeast Missouri	W 13-0

Bulldog Great: Arnold Embree (1931-34)



When Don Faurot, former Truman and University of Missouri (Columbia) football coach, was asked to name the best all-around back to play for him, his reply probably surprised most people.

Faurot's answer was not Paul Christman, Bob Stueber or other outstanding ball carriers, who performed for Ol' Mizzou during his tenure.

The man he considered the most versatile back he coached between the mid-1920s and mid-1950s is Arnold Embree, who quarterbacked the Bulldogs from 1931-34.

It was during this period that Truman reeled off 27 victories in a row, the seventh-longest Division II winning streak.

Embree, from Marceline High School, could do it all on the football field, according to Faurot. He was team captain, calling offensive and defensive signals without help from the coach who could not send in plays at that time.

Once, against St. Louis University in a scoreless battle, Embree decided to go for a fake punt with the Bulldogs deep in their territory. Faurot's younger brother, Jay, the intended kicker, caught the Billiken defenders napping and scampered to the opponent 5-yard line before he was overhauled. Truman won the game, 19-7.


Another time against Southeast Missouri State, Embree called for an 11-man rush by the Bulldog defense. He tackled the Southeast ball-carrier for a 5-yard loss, and the momentum quickly swung to Truman's side. The final score read 13-0, in favor of the Bulldogs.





Gridiron Greats

Bulldog Great: Dale "Paley" Mills



More than four decades ago, a 5-10, 175-pound running back from Hickman High School in Columbia stepped onto the Stokes Stadium turf at Truman State University to inaugurate an illustrious football career.

By the time Dale "Paley" Mills played his final game, a lot of fans throughout the nation knew of his exploits.

One only has to read his long list of records at Truman to understand why his old jersey number, 31, was retired in 1977.

At one time, Mills, who performed between 1957-60, held 10 NCAA marks. He led college division rushers in 1958 and 1959 and gained 4,502 yards in his career.

Mills, who still owned nine school and four conference records until 1996, is currently 30th among Division II career rushers. He ranks 30th in career scoring (407 points) and is 24th in career points per game (11.3) for all NCAA divisions. He is 13th in career points and eighth in career points per game among Division II leaders.

He was named to all-American teams by the Williamson Rating System (1959 and 1960) and the Associated Press (1960).

Maurice "Red" Wade, his college coach, once said the secret to Mills' success was his durability and his amazing balance as a runner. Except for one game as a senior, when he was sidelined for a few minutes with a broken tooth, he was never injured in college.

His brother, Billy, hung the "Paley" nickname on him. When Mills was about 8, he was involved in an accident at a trap-shooting range in which he was struck in the head by a clay pigeon. Seeing his unconscious brother on the ground, Billy called him "pale face," and the name was eventually shortened to "Paley."

Ironically, Dale Mills got his chance to start as a freshman when Billy sustained a mid-season injury.



Bulldog Great: H.L. McWilliams



With the appointment of H.L. "Curly" McWilliams as coach in 1914, the sport of football was resumed after a two-year hiatus at what is currently Truman State University.

In the early 1900s, McWilliams was a standout on teams at what was then called the First Normal School. Many football observers of the early years indicated that he was one of the best backs to ever perform for the Bulldogs.

After receiving P.d.B. and M.Pd. degrees, McWilliams graduated from the University of Missouri (Columbia) with a bachelor's degree in law. At Missouri, he performed for the Tigers, drop-kicking a field goal in a 1913 game with Kansas to account for the only points in a 3-0 victory over the Jayhawks.

While on the staff at the First Normal School, McWilliams was also athletics director and coached the baseball and track programs.

However, it was guiding the gridiron teams for which he gained a solid reputation. His coaching record of 48-26-8 was the best for Bulldog football up to that time. Two of McWilliams' teams captured undisputed championships and three were conference co-champions.

The first of 21 titles claimed by the school as a member of the reorganized Mid-America Intercollegiate Athletics Association was notched by the 1924 team.

However, the undefeated 1916 squad was probably McWilliams' most famous. David Neal, Leo Petree, the team captain, and Alva Motter were all-conference.

When McWilliams resigned in 1925 to enter business, President Eugene Fair said, "No Missouri teachers college ever had so strong a coach."


But perhaps, one of McWilliams' students made the most fitting appraisal of the man. "He is a big man, big mentally, morally and physically," the student said.





Gridiron Greats

Maurice "Red" Wade Was Longest Tenured Bulldog Coach With 16 Years & 99 Wins



Not since 1936 has Truman finished a football campaign with a perfect record. However, one team, the 7-1-0 Bulldogs of 1952, missed achieving the feat by a mere two points.

Considered by some Truman followers as Maurice "Red" Wade's most talented crew, the Bulldogs lost just a 28-27 heartbreaking decision on Nov. 1 at Northwest Missouri. Until this struggle for the "Old Hickory Stick" on the Bearcats' homecoming day, Wade's men had captured six straight wins, five via the shutout route. They blanked Missouri Valley, 20-0, University of Missouri "B" team, 26-0, Western Illinois, 19-0, Southeast Missouri, 18-0, and Central Missouri, 32-0.

Missouri Valley, a perennial NAIA power at that time, suffered its first home setback and worst defeat in 12 seasons at the hands of the 1952 Bulldogs.

A fired-up Northwest Missouri team posted three quick touchdowns in the first quarter before Truman recovered from the initial shock to forge ahead, 27-21. Then, the Bearcats scored on a pass play and kicked the game-deciding extra point.

The Bulldogs concluded the season with their most prolific offensive assault, burying the Missouri-Rolla Miners, 52-19, and sharing the MIAA title with Northwest. For the campaign, Truman rolled up 213 points and surrendered only 61. Postseason invitations to the Refrigerator, Polio and Mineral Water Bowls were declined by the school.

Selected to the first all-MIAA team were quarterback Eddie Bender and center LaVerne "Horse" Dabney, who was also the recipient of the conference sportsmanship award. Bill Richerson, former chairman of the Truman Division of Health and Exercise Science and men's golf coach, was one of the Bulldogs' top running backs that year. Wade, Bender, Dabney and Richerson are also members of Truman's Athletics Hall of Fame, as well as their teammates Darrell Fouch and Mel Loncaric and assistant coach Ken Gardner.

1952 (7-1)		
Coach: Maurice Wade		
Captains: LaVerne Dabney, Darrell Fouch		
9/19	at Missouri Valley	W 20-0
9/26	Western Illinois	W 19-0
10/4	at Southwest Missouri	W 19-14
10/10	Southeast Missouri	W 18-0
10/18	Missouri-Columbia "B"	W 26-0
10/25	Central Missouri	W 32-0
11/1	at Northwest Missouri	L 27-28
11/7	at Missouri S&T	W 52-19

In 1965, the Truman football team won the Mid-America Intercollegiate Athletics Association championship with an 8-2 record. However, the Bulldogs saw a couple of heartbreaking, two-point road defeats spoil their quest for an undefeated season.

Truman suffered its first setback to nationally ranked Northern Illinois when both teams were undefeated.

The two teams traded the lead through most of the game until the Huskies scored what turned out to be the deciding touchdown with 1:40 showing on the clock to give them a 22-20 victory.

The Bulldogs rebounded from the hard-to-take loss to capture the MIAA title with five straight conquests.

However, their campaign finale was another bitter pill to swallow. They traveled to Fairfield, Iowa, for a confrontation with Parsons College.

Both teams were contending for a bid to the Pecan Bowl, an NCAA College Division regional playoff encounter in Abilene, Texas.

The Bulldogs jumped to a 21-7 halftime advantage on two passes from quarterback Rick Gorzynski to halfback T.J. Jackson and a one-yard plunge by fullback Ron Villars.

Then, on the Wildcats' first possession in the third quarter, they scored on a 68-yard aerial. Later in the same period, they closed the gap to four points (21-17) on a 29-yard field goal.


With 1:25 left to play, Gorzynski punted to Parsons' Paul Read who returned it 55 yards for a TD. The Bulldogs did not threaten in the remaining seconds, and the jubilant Wildcats celebrated a 23-21 win.

Gorzynski, who finished the season with 1,399 passing yards, made the Associated Press Little All-America honorable mention team. Halfback Sharron Washington landed on the AP honorable mention list after rushing for 949 yards and scoring 96 points to leave him ranked among the top 10 point-producers in the nation that year.

A two-way lineman, Rich Rhodes, was named to the AP first-team. Three years later, Rhodes died while serving in the army in Vietnam.

The Bulldog offense was well-balanced in 1965, averaging 230.1 rushing yards per game and 166.5 yards passing. Truman ranked seventh in NCAA College Division total offense with a 396.6 average.

1965 (8-2)		
Coach: Maurice Wade		
Captains: Rich Rhodes, T.J. Jackson		
9/18	Western Illinois	W 34-21
9/25	Upper Iowa	W 61-6
10/2	at Pittsburg State	W 20-19
10/9	at Northern Illinois	L 20-22
10/16	Missouri S&T	W 14-0
10/23	at Southeast Missouri	W 27-7
10/30	Northwest Missouri	W 20-14
11/6	at Southwest Missouri	W 28-0
11/13	Central Missouri	W 34-8
11/20	at Parsons	L 21-23



Every summer former Bulldogs from the Red Wade era gather in Nashville, Ill. for a golf outing and reunion hosted by Paul Comer.



Gridiron Greats

Three MIAA Titles For Coach Russ Sloan



by Russ Sloan

Last July there was a reunion of the Bulldog teams that won MIAA football championships in 1969, 1970 and 1971.

The composition of these three teams was remarkable at the Division II level.

Imagine a football team that had three football players who could high jump 6 feet 8 inches (Aubrey Johnson, Al Fulton and Don Allbritton); that possessed the world's fastest 400 meter runner (Larry Jones); and included the Division II National long jump and triple jump champion (Tom Geredine).

Also in that 3-year span, Mike Berentes, a gifted receiver, was among America's finest decathlon athletes when Bruce Jenner won the Olympics. Five of the players on the 1971 team went on to play in the pro ranks Lenvil Elliott, Tom Geredine and Larry Jones played in the NFL, and Craig O'Sadnick and Marvin Robinson in the old WFL.

Elliott went on to win a Super Bowl ring in his final season as a running back for the San Francisco 49ers. Geredine had a tremendous Monday Night Football game and drew rave reviews from Howard Cosell as the sports announcer 1972 Echo

broadcast the game.

In all three seasons, the 'Dogs were pre-season picks to finish fourth in the Missouri Intercollegiate Athletic Association (MIAA) Conference.

The 1971 team, which finished 9-1, was only the third Bulldog team to reach nine wins and was the first team to go undefeated in MIAA league play after the inclusion of Lincoln University in the MIAA Conference.

I am pretty sure that the '71 Bulldogs were the only collegiate team in America that did not have a starter on defense that weighed 200 pounds or more, yet they led the league in defense. On offense, only the center (Dale Gildehaus) and fullback (Pete Robertson) weighed more than 200 pounds. Imagine a 9-1 collegiate championship team in 1971 in which 20 of the 22 starters were under 200 pounds.

All three teams were led by exceptional quarterbacks—Don Cummings in 1969 and 1970 and Bob Gibson in 1971. Both quarterbacks consistently performed at a championship level and success in football almost always begins at the quarterback position.

Mike Berentes walks back onto the field after grabbing a sideline pass during the 1969 Homecoming battle against Central Missouri State.

It was a most remarkable group of exceptional skill position talent, mixed with players



whose heart and desire amazed me on a regular basis. As head coach, I was surrounded by assistant coaches who would rank with the best at any university, including Ron Toman, Bruce Craddock, Bill Richerson and Chuck Shelton. All went on to achieve significant success, honors and accolades.

No matter the level of skill, speed or athletic ability that these three teams possessed, there was one common denominator that existed in every Bulldog of this era—they would not be outworked and lived by the team motto: "What you give you have, and what you don't give is lost forever."

Truman State University has been fortunate to have produced many talented athletes and superb teams. But in July of this year, members of these three teams known as the Bulldog Brotherhood of Champions will come together to reminisce about an era of Bulldog success that lives forever in the history of Truman State University football.

Russ Sloan joined the Truman State University football staff in 1968 as an assistant coach and served as head coach from 1969-1972. During his tenure at the helm of the Bulldogs, his teams tied twice for the MIAA championship, won the conference title outright and posted a cumulative record of 22-5-1. He is a member of the Missouri State Hall of Fame.





Gridiron Greats

1990 Bulldogs Had Storybook Season



The 1990 Bulldog Football team played the role of Cinderella, facing adversity much like the heroine of the fairy tale.

They entered the season knowing they were ineligible for the then-Missouri Intercollegiate Athletics Association title because the conference penalized the University in the spring for violations of MIAA and NCAA rules.

Furthermore, new head coach Eric Holm's men were picked to finish eighth in the preseason poll of league coaches. Holm's first-year staff included former Bulldog Coach John Ware, current head coach Gregg Nesbitt along with former Bulldog star Chuck Clemens and former Missouri S&T Coach Kirby Cannon.

They started the campaign in shaky fashion on the road, absorbing a 64-30 thrashing at the hands of the defending MIAA champion Pittsburg State (Kan.).

The 'Dogs bounced back the next three weekends to record victories but tragedy struck the entire program on Sept. 22.

Junior outside linebacker Derringer Cade collapsed on the sidelines in the fourth quarter of the Truman/Southwest Baptist game in Bolivar. Cade was attended to by both school's medical staffs and was rushed to a Bolivar hospital where he died later that evening. An autopsy report revealed the cause of death was idiopathic hypertrophic cardiomyopathy, an uncommon heart disease, characterized by thickened muscle walls of the heart.

Cade's death sent shockwaves through the campus and Kirksville community, however the team decided to play the September 29th game at home against Missouri Southern and responded with a convincing 25-3 victory over the Lions.

The next week, the Cinderella story really took shape.

The 'Dogs traveled to Columbus, Ohio to wage battle with Central State (Ohio), ranked second in the nation in NAIA Division I at that time.

In a dramatic come-from-behind effort, the Bulldogs edged the powerful Marauders, 43-42, erasing a two-touchdown deficit in the final 3:36 of the game. The winning score came on a nine-yard aerial from senior quarterback Jeff Frost to senior split end Benny Pardue with only 19 seconds left to play and a two-point conversion on a pass from Frost to sophomore split end Marcus McCoy.

Frost completed 29 of 46 passes for 354 yards and four TDs. He was named the Don Hansen Football Gazette NCAA Division II National Offensive Player of the Week for his performance against CSU, which later won the 1990 NAIA Division I Championship. Truman was the only team to beat the Marauders that season.

Upsetting highly regarded CSU was a confidence-builder for the 'dogs. They reeled off four more wins to finish the regular campaign with a 9-1 mar, the first time since 1982 they had captured nine victories in a single



season. They were only the fifth Truman aggregation to achieve that feat. After the loss to PSU in the opener, the Bulldogs rolled up nine straight triumphs for the first time since 1933.

The 'Dogs climbed to ninth in the final NCAA Division II national poll and received a bid to the Division II playoffs. Their first-round opponent on Nov. 17 was Pittsburg State, the only team to defeat them that season.

The rematch was played in Pittsburg and the results were pretty much the same, as the third-ranked Gorillas smothered the Bulldogs 59-3.

Truman scored first on a 37-yard field goal by junior kicker Scott Bresaw, however PSU amassed 30 points in the final 30 minutes of the first half to take a comfortable 38-3 advantage to the locker room at intermission.

The Gorillas advanced to the Division II semifinals before being eliminated by eventual champion North Dakota State.

"We didn't play our best (in the playoff game) and we hated to lose in that manner," said Holm afterwards. "But we'll try to grab the fact it was still a good season."

At the end of the campaign, Frost was one of nine finalists for the Harlon Hill Trophy, which is awarded annually to the Division II Player of the Year. He was also named the 1990 MIAA Offensive Player of the Year after erasing then six school career records.


Holm was chosen for conference co-coach of the Year accolades.

-Story appeared in the 1991 Bulldog Football Media Guide and was written by Bill Cable.



Members of the 1990 team in Kirksville in 2010 celebrating their 20-year reunion.

Derringer Cade Inspirational Award



For the past 20 years, a Bulldog player has been selected by the football coaching staff for the Derringer Cade Inspirational Award. The award was named in memory of a former Truman outside linebacker, Derringer Cade, who died of a rare heart problem after collapsing during a game in 1990 at Southwest Baptist.

The award recognizes a Bulldog who, through hard work and dedication, has been a quiet role-model for his teammates, classmates and the community.

- | | |
|--------------------------|-----------------------|
| 1990- Benny Pardue | 2002- Mike Redding |
| 1991- Dave Harkin | 2003- Derek Kent |
| 1992- Robert Merriman | Tameem Yehyaw |
| 1993- Mike Roos | 2004- Ben Wilson |
| 1994- Steve Thompson | 2005- Marcus Yokeley |
| 1995- Demond Baine | 2006- Steven Holman |
| 1996- Mike Myerson | 2007- Jesse Cooper |
| 1997- Karega Scott | 2008- Ryan King |
| 1998- Kurt Henriksen | 2009- Eric Sternberg |
| 1999- Tim Bussen | 2010- Rashaad Barnett |
| 2000- Joel Shumate | |
| 2001- Brandon Montgomery | |

1990 (9-2)		
Coach: Eric Holm		
Captains: Jeff Frost, Greg Rideout, Chris Cannon, Bill Strickler		
9/1	at Pittsburg State	L 30-64
9/8	Missouri S&T	W 24-17
9/15	at Washburn	W 44-17
9/22	at Southwest Baptist	W 13-3
9/29	Missouri Southern	W 25-3
10/6	vs. Central State ¹	W 43-42
10/20	at Southeast Missouri	W 26-7
10/27	Northwest Missouri	W 34-31
11/3	Missouri Western	W 21-0
11/20	at Central Missouri	W 13-3
11/17	at Pittsburg State ²	L 3-59
¹ - in Columbus, Ohio		
² - NCAA Division II Playoff Game		



Bulldogs In The Pros



Michael Morris, OC-LS
 St. Louis Cardinals, 1987-88
 Kansas City Chiefs, 1989
 New England Patriots, 1989
 Seattle Seahawks, 1990
 Cleveland Browns, 1990
 Minnesota Vikings, 1991-99



Tom Geredine, WR
 Atlanta Falcons, 1973-74
 Los Angeles Rams, 1976



Randy Besler, OG/OT
 Calgary Stampeders (CFL), 1981

Rick Cash, DL
 Atlanta Falcons, 1968
 Los Angeles Rams, 1969-71
 New England Patriots, 1972-73
 Philadelphia Bell (WFL), 1974
 San Antonio Wing (WFL), 1975

Russell Evans, WR
 Seattle Seahawks, 1987 *
 * Replacement player during strike

Matt Heidmann, QB
 New England Steamrollers (AF), 1988

Jason Hendrix, WR/LB
 St. Louis Stampede (AF), 1995
Lloyd Henry, WR
 Miami Dolphins, 1977-78
 Saskatchewan Roughriders (CFL), 1979

Larry Jones, WR/DB
 Washington Redskins, 1974-77
 San Francisco 49ers, 1978

Chris Livingstone, QB
 St. Louis Stampede (AF), 1995-96

Roland Mangold, OL
 Montreal Alouettes (CFL), 1979-81
 Toronto Argonauts (CFL), 1982-83
 Montreal Concordes (CFL), 1983-84

Craig O'Sadnick, S
 Chicago Fire (WFL), 1974

Leo Petree, RB
 Cleveland Tigers (APFA), 1920
 Toledo Maroons, 1922


Steve Powell, RB
 Buffalo Bills, 1978-79

Jack Robinson, OG/OT
 Brooklyn Dodgers, 1935-36
 Chicago Cardinals, 1936-37
 Pittsburgh Pirates, 1938
 Cleveland Rams, 1938

Marv Robinson, RB
 Chicago Fire (WFL), 1974

Spencer Stevens, OC
 Quad City Steamwheelers (AF), 2000-2001

AF-Arena Football
 CFL - Canadian Football League
 WFL-World Football League
 APFA-American Professional Football Association



Lenvil Elliott, RB
 Cincinnati Bengals, 1973-78
 San Francisco 49ers, 1979-81



Pat Murray, OL
 Green Bay Packers, 2007
 Seattle Seahawks, 2008
 Denver Broncos, 2008
 Cleveland Browns, 2009 -

Gregg Williams Helps Saints To Super Bowl



Photos courtesy of Michael C. Hebert/New Orleans Saints

Gregg Williams ('80) was part of the National Football League (NFL) Super Bowl for the second time as a defensive coordinator. Serving in his first season as part of the New Orleans Saints coaching staff, Williams took over a defensive squad that ranked 23rd in the NFL in yards allowed and 26th in points allowed following the 2008 season.

On Feb. 7, 2010, the Saints won their first Super Bowl championship defeating the Indianapolis Colts 31-17. Williams, who is with his fifth NFL franchise, served as the Tennessee Titans' defensive coordinator from 1997-2000 (which included a Super Bowl loss to the St. Louis Rams), the Buffalo Bills' head coach from 2001-2003, the Washington Redskins' defensive coordinator from 2004-2007 and the Jacksonville Jaguars' defensive coordinator in 2008.

A 1980 Truman alumnus, Williams played quarterback for the Bulldogs and lettered three seasons (1977-1979) with the football program, while also picking up four varsity letters in baseball from 1977-1980.





Post Season Games

1961 Mineral Water Bowl

Northeast Missouri Bulldogs
vs.
Parsons (Iowa) Panthers

Nov. 17, 1961 (Excelsior Springs, Mo.)



Truman's first trip to the postseason came in 1961, and Maurice "Red" Wade's men savored the results over the cold winter months that followed. They turned back Parsons College of Fairfield, Iowa, 22-8, in the Mineral Water Bowl at Excelsior Springs after winning the school's 16th league championship and finishing the regular season with an 8-1 overall record.

Parsons' Wildcats carried a perfect 9-0 ledger into the bowl battle on the evening of Nov. 25 at Roosevelt Field. A steady rain had fallen before the kickoff, and the rapidly dropping temperature and blustery wind kept 5,000 spectators shivering.

The Bulldogs exploded quickly on a Jerry Germain 6-yard run with 8:43 remaining in the first quarter, and a Germain 19-yard scamper with 13:11 left in the second period. Quarterback Jack Ball rifled a 10-yard aerial strike to Janks Morton with 10:22 showing on the clock in the second stanza.

Parsons' only tally came on the last play of the first half, as Nathaniel Craddock scored from the Truman 3-yard line. Both defenses shut down their opponents after intermission.

Receiving recognition for their performances in the game were Fred Lyles, who was voted outstanding lineman by sportswriters, and Dave Grant who was cited as the best tackler.

The Mineral Water bowl was reinstated in 2000 as a Division II bowl game, after a 25-year hiatus from the small college scene.

1961 Mineral Water Bowl

	1	2	3	4	F
Truman	6	16	0	0	22
Parsons	0	8	0	0	8

Scoring

Truman-Jerry Germain 6-yard run (kick failed).
Truman-Germain 19-yard run (Minton run).
Truman-Janks Morton 10-yard pass from Jack Ball (Ted Michael run).
PC-Nathaniel Craddock 3-yard run (Joe Patava pass from Bob Wieneke).

Statistics	TRUMAN	PC
First Downs	10	11
Rushing Yards	205	211
Passes	13-4-1	24-9-5
Passing Yards	91	117
Penalty Yards	80	30
Attendance:	5,000	

1980 Moila Shrine Bowl

Northeast Missouri Bulldogs
vs.
Pittsburg State (Kan.) Gorillas

Nov. 22, 1980 (St. Joseph, Mo.)



Following a third place conference finish, the Bulldogs (4-6 overall) were invited to play in the second annual Moila Shrine Classic that was held at Spratt Stadium in St. Joseph, Mo. Their opponent would be future conference member but current NAIA powerhouse Pittsburg State (7-3 overall) on Nov. 22, 1980.

A 20-yard field goal by Jack Calvert with two seconds left in the game gave the Bulldogs a 17-14 victory over the Gorillas.

Calvert's kick was set up by an interception by Bulldog cornerback Freddy Thompson at the Truman 25-yard line and returned out to midfield. A personal foul on the play moved the ball up another 15 yards.

Two passes by Bob Zumbahlen put the ball on the Gorilla's 3-yard line.

The Bulldogs had tied the game 14-14 with 11:14 remaining on an 11-yard run by Dan Healy.

Pittsburg State took a 7-0 lead in the first quarter on a 1-yard run by Richard Overton. The Bulldogs countered with a two-yard scoring pass from Zumbahlen to Greg Himmelman early in the second quarter.

Zumbahlen finished with 194 yards in the air with Himmelman catching seven passes, Eric Holm with six and Rich Otte with four for 87 yards.

1980 Moila Temple Shrine Classic

	1	2	3	4	F
Pitt State	7	0	0	7	14
Truman	0	7	0	10	17

Scoring

PSU - Overton 1-yard run (Ballou PAT).
Truman-Himmelman 2-yard pass from Zumbahlen (Calvert PAT).
PSU-Overton 2-yard run (Ballou PAT)
Truman-Healy 11-yard run (Calvert PAT)
Truman- Calvert 20-yard field goal

Statistics	TRUMAN	PSU
First Downs	15	23
Rushing Yards	56	310
Passes	36-18-0	13-7-3
Passing Yards	194	91
Penalty Yards	30	124
Attendance:	500	

1982 Division II Playoffs

Northeast Missouri Bulldogs
vs.
Jacksonville St. (Ala.) Gamecocks

Nov. 27, 1982 (Jacksonville, Ala.)



Despite outgaining Jacksonville State (Ala.), 425 to 248 total yards, mistakes proved to be the undoing of Truman in its second postseason appearance.

The Bulldogs committed five costly turnovers in a 34-21 loss to the Gamecocks in the first round of the 1982 NCAA Division II playoffs at Jacksonville. Truman drew first blood in the game on quarterback Tom Hayes' 14-yard pass to tight end Brian McGovern.

The final 22 minutes of the first half was a nightmare for Bruce Craddock's men. The Gamecocks scored 31 points on a safety (after a blocked punt), a 61-yard run, a 100-yard pass interception return, a 24-yard pass and a 2-yard run.

All of that scoring came after or was the direct result of Truman's errors. Midway through the third period, Truman pulled within 10 points on a 20-yard aerial from Hayes to flanker Rich Otte and Hayes' 3-yard dash to the end zone. However, Jacksonville State added insurance points on a 29-yard field goal by Chris Hobbs in the fourth stanza.

1982 Division II Playoffs

	1	2	3	4	F
Truman	7	0	14	0	21
Jacksonville	9	22	0	3	34

Scoring

Truman-Brian McGovern 14-yard pass from Tom Hayes (Dave Austinson PAT).
JSU-Team safety.
JSU-Reginald Goodloe 61-yard run (Chris Hobbs PAT).
JSU-Charles Harris 100-yard pass interception (Goodloe pass from Ed Lett).
JSU-Darry Evans 24-yard pass from Lett (Hobbs PAT).
JSU-Walter Broughton 2-yard run (Hobbs PAT).
Truman-Rich Otte 10-yard pass from Hayes (Austinson PAT).
Truman-Hayes 3-yard run (Austinson PAT).
JSU-Hobbs 29-yard field goal.

Statistics	TRUMAN	JSU
First Downs	24	11
Rushing Attempts	37	40
Rushing Yards	88	113
Passes	41-24-4	24-10-2
Passing Yards	337	135
Punts/Average	6/32.5	7/43.7
Fumbles/Lost	2/1	0/0
Penalties/Yards	10/85	9/98
Attendance:	10,000	





Post Season Games

1990 Division II Playoffs

Northeast Missouri Bulldogs
vs.
Pittsburg State (Kan.) Gorillas
Nov. 17, 1990 (Pittsburg, Kan.)



Eight years after the Bulldogs made their first trip to the Division II playoffs, Truman traveled to conference rival Pittsburg State (Kan.) in November of 1990 for a first-round encounter.

The Bulldogs entered the game winning nine straight while Pittsburg handed Truman their only loss of the season to win the league's championship.

The game started in positive fashion for Truman as Scott Bresaw kicked a 37-yard field goal early in the first quarter. But that was the only time the team got on the scoreboard. The Gorillas, ranked third nationally, exploded for 38 points in the first 30 minutes and added 21 more in the second half to blast Truman, 59-3.

1992 Division II Playoffs

Northeast Missouri Bulldogs
vs.
North Dakota State Bison
Nov. 21, 1992 (Grand Forks, N.D.)



Two years later, the squad made the Division II playoff field again. However, the results were much the same as in 1982 and 1990. North Dakota State, ranked second nationally, defeated Truman, 42-7, in a first-round game in Fargo, N.D. A harbinger of what was in store for the Bulldogs came on the first play from scrimmage. A pass by quarterback Steve Thompson was intercepted, and the Bison converted the Truman mistake into a TD. They scored three more times for a 28-0 advantage at halftime.

Early in the third quarter, Truman posted their only TD when Thompson connected with flanker Fontaine Walker on a 32-yard aerial. The five-play scoring drive was set up by outside linebacker Nick Della Vedova's fumble recovery.

Truman threatened in the fourth period, but Thompson was intercepted again, this time on the NDSU 8-yard line. The Bison put their final two TDs on the board in the last three minutes of the game.

1994 Division II Playoffs

Northeast Missouri Bulldogs
vs.
North Dakota Fighting Sioux
Nov. 19, 1994 (Fargo, N.D.)



The 1994 Bulldogs came the closest yet to advancing further than the first round of the NCAA Division II playoffs. However, they succumbed to the University of North Dakota Fighting Sioux, 18-6, in Grand Forks.

The Sioux scored two TDs in the first half, one set up by an 11-yard interception return by Brent Johnson. After a scoreless first period for Truman, future Harlon Hill winner, tailback Jarrett Anderson, put Truman on the board with a 3-yard run set up by an 81-yard kickoff return by Art Austin early in the third quarter.

But, North Dakota also posted a TD in the third period on a pass from quarterback Clay Wagner to wide receiver Jeff McElroy, the last scoring play of the game.

1990 Division II Playoff

	1	2	3	4	F
Truman	3	0	0	0	3
Pittsburg	7	31	7	14	59

Scoring

Truman-Scott Bresaw 37-yard field goal.
PSU-Jay Padden 3-yard run (James Jenkins PAT).
PSU-Ronald Moore 1-yard run (Jenkins PAT).
PSU-Ronnie West 18-yard pass from Padden (Jenkins PAT).
PSU-West 33-yard pass from Padden (Jenkins PAT).
PSU-Darren Dawson 27-yard run (Jenkins PAT).
PSU-Jenkins 20-yard field goal.
PSU-Dawson 4-yard run (Jenkins PAT).
PSU-Padden 2-yard run (Jenkins PAT).
PSU-Todd Hafner 15-yard run (Jenkins PAT).

Statistics	TRUMAN	PSU
First Downs	10	29
Rushing Attempts	22	75
Rushing Yards	56	356
Passes	32-12-2	13-8-0
Passing Yards	174	159
Punts/Average	7/33.4	3/36.7
Fumbles/Lost	1-1	1-0
Penalties/Yards	9/70	4/45
Attendance:	4,500	

1992 Division II Playoff

	1	2	3	4	F
Truman	0	0	7	0	7
N. Dakota St.	14	14	0	14	42

Scoring

NDSU-Pete Erickson 12-yard run (Ludwig Millfors PAT).
NDSU-Mark Hansen 9-yard run (Millfors PAT).
NDSU-Arden Beachy 12-yard run (Millfors PAT).
NDSU-Hansen 44-yard run (Millfors PAT).
Truman-Fontaine Walker 32-yard pass from Steve Thompson (Scott Rudel PAT).
NDSU-T.R. McDonald 16-yard pass from Beachy (Millfors PAT).
NDSU-Raul Sanchez 29-yard run (Millfors PAT).

Statistics	TRUMAN	NDSU
First Downs	19	30
Rushing Attempts	30	68
Rushing Yards	122	493
Passes	15-27-4	5-11-1
Passing Yards	184	92
Punts/Average	3/45.6	1/40.0
Fumbles/Lost	3/2	2/1
Penalties/Yards	4/30	6/50
Attendance:	6,230	

1994 Division II Playoff

	1	2	3	4	F
Truman	0	0	6	0	6
N. Dakota	6	6	6	0	18

Scoring

UND-Josh Ostby 14-yard pass from Clay Wagner (kick failed).
UND-Tom Langer 24-yard pass from Wagner (pass failed).
Truman-Jarrett Anderson 3-yard run (pass failed).
UND-Jeff McElroy 16-yard pass from Wagner (pass failed).

Statistics	TRUMAN	UND
First Downs	20	18
Rushing Attempts	49	41
Rushing Yards	172	240
Passes	33-13-1	18-8-1
Passing Yards	115	80
Punts/Average	3/25.3	3/24.3
Fumbles/Lost	1/1	4/2
Penalties/Yards	3/15	1/5
Attendance:	3,520	





LETTERWINNERS

-A-

Nic Abbate 10
Garry Ackers 80
Willie Ackers 72,73
Steve Acton 63,64
Gilford Adair 85
Art Addison 83
Mike Afentoullis 92,93
Dan Ahern 80
Roger Alexander 07, 08
Ethan Allen 10
Jan Allen 86,87,88
Wes Allen 10
Zac Allison 94,95,96,97
Devon Altomari 96
Chris Amick 95,96,97
Jeff Amundson 04,05,06
Clint Anderson 89,90
Jarrett Anderson 93,94,95,96
Nick Anderson, 08
Brian Archibald 00,01
Doug Arendt 85,86
Jim Arico 69
George Armstong 66
Bill Armstrong 76
Tony Arrowood 91,92,93,94
Marvin Ates 82
Dennis Augustine 70
Art Austin 91,92,93,94
Dave Austinson 81,82
Harnish Ayora 08,09,10

-B-

Adam Backman 96
Demond Baine 92,93,94,95
Dennis Baldwin 71,72,73
Jack Ball 59,60,61,62
Randy Ball 70,71,72
Dennis Bardwell 80,81
Samuel Barnes 98
Rashaad Barnett 07,08,09,10
Sean Bartlett 92
Kent Bates 88,89,90
Joe Battaglia 76,77
Tim Bauer 82,83,84,85
Tim Bauman 06, 07
Ken Bebermeyer 67,68,69,70
Tom Beegle 98
Fred Beiter 76,77,78
Ron Belew 67,68,69
Merlin Bell 72,73
Mike Bellers 85,86,87
Ron Belinski 66,67
Marvin Bembry 06, 07
Marc Bennett 00
Shawn Benson 85,86
Mike Berentes 67,68,69,70
Karl Berger 85
Anton Bernard 07,08,09,10
Randy Besler 79,80
Justin Bever 04,05,06
John Bickers 71
Mike Bielic 65,66,67

Bill Biermann 93,94,95
Kevin Bigler 08
Anthony Binion 00,01
Jim Blacklock 58,59,60
Jimmy Blackmore 96,97,98,99
Patrick Blackwell 09,10
Darren Blair 79,80,81,82
Danny Blake 84
Andrew Blakley 99,00,01,02
Charles Blakley 67,68,69,70
Jason Bland 92
Willie Bledsoe 85,86,87
Kendrick Blue 07,08,10
Rick Blume 86
Justin Bodenhausen 02,04
Ryan Bonner 03,05,06
Dave Bormann 81,82
Kurt Bormann 97,98,99
Steve Bosilovatz 10
Garry Boyd 69
Matt Bramon 93,94,95
Chris Bray 94,95,96
Dan Bredenkoetter 00,01,02,03
Taylor Breen 10
Fabian Breland 94,95,96,97
Scott Bresaw 89,90,91
Keith Brigman 02,03
John Bringer 66,67,68,69
Ja'Cobe Britt 09,10
Jon Brooks 97,98,99,00
Anthony Brown 08,09,10
Charles Brown 68,69,70
Sterling Brown 98,99,00,01
Rod Brownell 90,91,92
Dick Brownlee 59,60,61,62
Charlie Brunette 07,08,09
Dan Bryar 07,08,09
Vernon Buckner 81
Tom Bueker 72,73
Darrell Buffington 75,76,77,78
Billy Bundy 00,01,02,03
Jerry Burau 83
Jim Burchett 85,86,87,88
Dusty Burk 02
Matt Burel 06, 07, 08
Brian Burke 75,76,77,78
Dan Burke 86,87,88,89
Chris Burns 99,00,02
Terry Burris 84
Chris Burrows 84,87,88
John Busby 82,83,84,85
Tim Bussen 97,98,99
Pat Butler 64,65
Terrence Byrd 08,09,10
Willie Byrd 73,74,75,76

-C-

Derringer Cade 90
Timothy Cahill 84,85
Steve Caldwell 74
Charles Calhoun 77,78,79
Rick Calhoun 92,93,94,95
Tony Caloroso 79
Jack Calvert 80,81,82,83

Jayson Campbell 94,95,96
Chris Cannon 87,88,89,90
Shea Carr 07,08,09,10
Marc Carson 87,88,89,90
Steve Carson 88
Jerry Carter 58
John Carter 58,59,60
Kaaron Carter 10
Ken Carter 58,59
Rick Cash 67
Taylor Cates 96,97,98
Shane Cavanah 62,63
Wayne Chamberlain 72,73,74
Jason Chambers 96,97,98,99
Stanley Chandler 77
Ryan Chargois 63,64,65
Kipp Chillag 89,90
Josh Chinn 98
Mike Christensen 91,92
Ramon Christopher 96,97,98,99
Allen Church 58,59,60,61
Dominic Churchhill 83
Curt Cira 97,98,99,00
Pete Cirrintano 65,66,67,68
Derek Cisler 95,96,97
Erwin Clarence 94,95
Derek Clark 93,94,96
Pat Claywell 58,59,60,61
Chuck Clemens 83,84,85,86
Craig Clemens 87
Larry Clemens 61,62,63
Herb Clemons 59,60,61
Gregg Cleveland 85,86
Dan Clevidence 88,89,90
Joel Cockley 71
Lou Coco 64,65,66
Dan Coffee 92
Mark Coffin 83
Albert Coker 06,07,08,09
Dale Collier 60
Kevin Collins 79,80,81,82
Kevin Collins 98,99,00
Paul Comer 63,64,65,66
K.C. Conaway 90,91,92
Carl Cook 89,90
Jesse Cooper 04,05,06, 07
Matt Copeland 92,93,94,95
Randy Corbin 89,90,91
Justin Corcoran 10
Bob Corno 62
Brian Cosmano 00,01
Clint Coulter 90,91
Andrew Cowherd 02
Bruce Craddock 64,65
Andy Cramer 90,91,92,93
Kerry Cramer 94
Bart Crawford 70
Brandon Crawford 07, 08
Bill Crews 93,94,95,96
Larry Crooks 66,67,68
Mark Cross 92,93,94,95
Don Cummings 67,68,69,70
Scott Cummings 82,83,84
Jake Cunningham 06, 07
Kelvin Cunningham 79,80,81,82

Mike Curran 72,73,74
Dan Curtis 94,95,96,97
Trent Cuthbert 82,83,84
Tom Cutlip 87,88
Ryan Czechowski 98
Jake Czeschin 00,02,03,04

-D-

Steve D'Antonio 07,08,09
Mike Dahlberg 70,71
Dave Daniels 89
Daryl Danner 58,59,60
Darrell Darrow 72
Jim Dattilo 63,64,65
Phillip Davis 07,08,09,10
Rufus Davis 58,59
Morgan Dawdy 93,94,95
Randy Dawson 69,70,71
Lloyd Dehner 66
Nick Della Vedova 91,92,93,94
John DeLuca 66
Kirby DeMoss 97,98,99
Bill Dennis 69,70
Derek Derrill 71,72
Neil Derrick, Jr. 80
Mike Devine 04,06,07, 08
Dave Diehl 74,75
Barry Diest 66
Owen Doak 87,89,90,91
Jeramey Dockery 09
Greg Dolence 78,79
Anthony Donnelly 00,01
Eric Donoho 01
Lance Dorsey 99,00,01
Dennis Doss 80,81
Gary Doss 71,72,73
Dennis Doublin 80,81,83
Jason Douglas 02,03,04,05
John Douglas 84,85,86,87
Marlowe Douglas 90,91
Rusty Drawing 02,03,04
Keith Driscoll 76,77,78,79
Gary Drury 83,85,86
Dan Dudley 74
Jonathan Duffy 04,05,06
Pat Duggan 63
Corey Durbin 92
Marty Durbin 66
Dallas Duwa 84,85
Brandon Dwellingham 93

-E-

A.J. Eads 03
Greg Eagle 09,10
Paul Eckhoff 80,81,82,83
Mark Egofske 81,82,83
Ray Eickmeyer 58,59
Glenn Einspanier 73,74
Mike Elliott 08,09,10
Lenvil Elliott 69,70,71,72
Pat Elliott 66,67
Vanness Emokpae 06,07,09
Geoff Engen 71,72

Steve Ernst 75,76
Greg Erson 69,70,71
Roketi Esau 85,86,87
Eric Ess 98,99,00,01
Luther Eta 07,09
Gary Evans 72,73,74,75
Nelson Evans 94,95,96,97
Russell Evans 83,84,85,86

-F-

Don Faaiuso 82,83,84
Tayton Fain 98,99,00,01
Rich Fairchild 95,96
Leonard Fagan 77
James Farrell 64,65,66,67
Moni Fearn 96,97,98,99
Garret Feig 07
Kent Fensom 74,75,76,77
Tyler Fenton 07
Robbie Ferree, Jr. 76
Pat Fine 84,85,86,87
Tim Fine 84,85,86
Kyle Fischer 96
George Fitzpatrick 64
Vince Fitzpatrick 92,93
Robby Flanagan 90,91,92,93
Jeff Fleckenstein 81,82
Dave Fleer 71,72,73
Andy Fleisher 97
Bob Fletcher 78,79
Seth Flint 09
Jordan Flores 09
John Forbes 71
Jason Forrest 94,95,96,97
Dave Forsythe 79,80,81,82
Justin Foster 06
Geary Francis 74
Phil Francois 08,09,10
John Douglas 84,85,86,87
Jon Frantz 05,06,07,08
Anthony Freeman 08,09,10
Bill Frencl 85
Dave Friese 86,87,88,89
Ryan Fritsch 93
Jeff Frost 87,88,89,90
Jeff Fuller 90,91,92,93
Al Fulton 69,70,71,72
Ron Furgason 80,81,82,83

-G-

Graydon Gaines 06,07,08
Ted Gallion 72
Jeff Gantt 73
Rich Garr 86
Eddie Garrett 91,92,93,94
Steve Garrett 65,66,67,68
Jim Garwood 88
Robert Gayden 09,10
Garry Geisz 74,75,76,77
Jim Gephardt 70,71
Tom Geredine 69,70,71,72
Tony Gerke 89
Jerry Germain 60,61,62,63

-H-

Tom Haddox 00,01
Fred Haeger 74,75,76
Mark Hageli 90,91,92
Bruce Hall 73
Keith Hall 83
Bob Haller 58
Les Hammers 05,06,07,08
Bill Hammock 64,65
Jack Hammock 58
Greg Hampton 81,82,83
Mike Hannah 87,88
Dave Harkin 90
Ryan Harkin 92,93,94,95
Walt Harmon 66,67
Matt Harnisch 80
Mike Harris 77,78
Mike Harris 00,01
Lennie Harrison IV 02
Todd Hart 87,88
David Hartman 88
Jerry Hartsock 78,79,80
Donald Harvey 08,09,10
Brian Hattendorf 79,80,81
Kevin Hayes 80,81
Tim Hayes 71,72,73
Tom Hayes 81,82,83
Mike Hazen 94,95,96,97
Danny Healy 80





LETTERWINNERS

Chris Hegg 84,85
 Matt Heidmann 84,86,87
 Marc Heinecke 00,01,02,03
 Charlie Heinzmann 10
 Jason Hendrix 91,92,93,94
 Kurt Henriksen 95,96,97,98
 Corie Henry 93,95
 Lloyd Henry 75,76,77
 Phillip Henry 05,06,07,08
 Mike Hentges 93
 Bob Hepker 68,69,70
 Tommy Hernandez 95,96,97,98
 Dolfi Herscovici 74
 Brad Hester 88
 Scott Hibner 85,86,87,88
 Geoff Hiddleston 90,91,92,93
 Peter Higgins 80
 Austin Hills 02,03,04
 Greg Himmelman 79,80,81
 Derek Hobbs 03,04
 Blake Holland 09,10
 Herb Holler 63,64,65
 Kevin Hollinger 97,98
 Eric Holm 78,79,80
 Steve Holman 03,04,05,06
 John Homeyer 79,80,81,82
 Mike Hooker 69
 Dennis Horstmann 74
 Jamie Hoskins 91
 Craig Hounson 89,90
 Dustin Howard 10
 Eric Howe 98,99,00,01
 Craig Hudson 93,95,96,97
 Quantrell Huff 96,97
 Debrian Hughes 98
 Stanley Hughes 77,78
 Bill Hull 68
 Scott Hull 91,92,93,94
 Ted Hunt 72,73
 Christian Hutson 94,95,96

-I-

Ray Inge 72,73
 Dave Inness 87,88
 Tony Ippolito 75,76,77,78
 Mark Irby 94,95,96,97
 Gary Isaia 86,87,88
 Rich Isett 58,59
 Carlos Ivy 92,93

-J-

Earl Jackson 09,10
 Gareth Jackson 08
 Henry Jackson 80
 T.J. Jackson 63,64,65
 Glen Jacobs 89,90
 Harold James 71,72,73
 Steve James 79,81,82
 Jason Janusz 96,97,98,99
 Ernie Jenkins 76,77
 Geoff Jensen 99,00,01,02
 Larry Johnson 64,65,66
 Arthur Johnson 87

Aubrey Johnson 67,68,69,70
 Billy Johnson 85
 Bryan Johnson 99,00,01
 Deric Johnson 96,97,98
 Micah Johnson 01
 Ryan Johnson 10
 Tom Johnson 79
 Jeff Johnston 87,89,90
 Tom Johnston 90,91,92
 Gary Jones 75
 Jack Jones 59,60,61
 Larry Jones 71,72,73
 Walf Jones 89,90,91,92
 Pat Jones 75
 Steve Jones 86
 Tom Johnson 61,62,63
 Willie Jones 63,64,66
 Courtney Jordan 05,06
 Steve Jurkins 68,70
 Steven Jurkovic 06,07,08

-K-

George Kaleta 67,68,69
 Mark Kamphoefner 02,03,04,05
 M.J. Kang 09,10
 Tom Kasper 88,89,90,91
 Eddie Kelly 61
 Tom Kelly 68,69
 Jerry Kelley 61,62,63
 John Kennedy 63,64,65
 Melvin Kennedy 78,79
 Phil Kenney 06,07,08,09
 Derek Kent 00,01,02,03
 Joe Kersting 74
 Josh Kilcrease 04,05
 Glen King 83,84
 Larry King 81,82
 Ryan King 05,06,07,08
 Theopolis King 61
 Joe Kinsella 74,75
 Jeff Klee 96,97,98,99
 Greg Klipsch 01,02,03
 Jeff Klott 09,10
 Doug Knigge 99,00
 Craig Knoth 00,01,02,03
 Doug Kolb 84,85,86,87
 Jason Koltz 91,92,93,94
 Derek Koon 10
 Jeff Koroknay 69,70
 Justin Kovarsky 92
 John Kraemer 78,80
 David Kramer 83,84,85,86
 Tim Krause 92,93,94
 Doug Kreighbaum 76,77,78,79
 Ron Krueger 60,62
 John Kruse 83,84,85,86
 Joe Kummer 01

-L-

Gary Lacey 68,69,70
 Steve Lahay 69
 Dalen Lamer 87
 Mike Laususe 74,75,76,77

Demetrius Lavant 08,09
 Philip Lay 00
 James LeMay 97
 Austin Lepper 99,00,01,02
 Ligo Letuli 79,80,81,82
 Peter Leu 65
 Jerard Leverson 02,03,04,05
 Bob Levy 68,69
 Darryl Levy 84
 Judd Lienhard 99,00,01,02
 Randy Lierman 80
 Marc Lillibridge 90
 Walf Lillquist 66,67,68
 Mike Lingaton 75
 Eric Littles 07
 Chris Livingstone 91,92,93
 Harold Lloyd 09,10
 Elijah Lockhart 79,80,81,82
 Terry Loges 85,87
 Frankie Lolli 83,84
 Andy Long 88
 Michael Long 05,07
 Sterline Lopez 10
 Aaron Lowe 03
 Mark Lowe 64,65,66
 Shaun Lowery 00,01,02,03
 Josh Lucas 04
 Keith Lucier 93
 Ryan Ludwig 95,96,97
 Scott Luecker 82,83,84
 Kirk Lueken 74
 Jerry Lybarger 67,68
 Fred Lyles 59,60,61,62
 Steve Lyons 03

-M-

Mark Macleod 82,83
 Roland Mangold 75,77,78
 Matt Marble 00,02,03
 Tony Marek 96,97,98,99
 Jim Marischen 98,99,00,01
 Max Marr 09,10
 Chuck Martin 75
 Dave Martin 63,64,65
 Chris Martinek 02,03
 Bill Marzullo 88,89
 Robert Massop 05,06,07,08
 Michael Masucci 06,07,08,09
 Larry Mathews 59
 Matuu Matuu 84,85,86
 John Kraemer 78,80
 David Kramer 83,84,85,86
 Tim Krause 92,93,94
 Doug Kreighbaum 76,77,78,79
 Ron Krueger 60,62
 John Kruse 83,84,85,86
 Joe Kummer 01
 Gary Lacey 68,69,70
 Steve Lahay 69
 Dalen Lamer 87
 Mike Laususe 74,75,76,77

Ricky McDermott 83
 Danny McDonald 98
 Larry McFall 91
 Mike McGinty 59,60
 Larry McGlaughlin 68,69
 Brian McGovern 80,81,82,83
 Mike McHugh 97,98
 Stewart McIntyre 93
 Richard McKeon 66
 David McKeown 91
 Jason McKnight 94,95,96
 Matt McKnight 88,90,91,92
 Josh McLeod 08
 Ryan McNally 93
 Craig McPartlin 93,94,95,96
 Milton McPike 58,59,60,61
 John McRae 88
 Rick McReynolds 76,77,78
 Keith Meadows 74,75,76
 Alec Meinke 79,80,81,82
 Bill Menge 66
 Randall Mercer 98
 Lynn Mergen 87,88,89,90
 Robert Merriman 89,90,91,92
 Mark Mesplay 87,88,89
 Adam Meyer 99,00,01
 Jerry Meyer 65,66,67,68
 Paul Meyer 74,75
 Ted Michael 60,61,62,63
 Ralph Miklas 75
 Mike Miletich 87,88,89
 Tremaine Millender 09,10
 Alex Miller 06
 Charles Miller 58,59,60
 Kevin Miller 69,70,71,72
 Meko Miller 91,92,93,94
 Dale Mills 58,59,60
 Tracy Milo 10
 Maurice Minervini 62,63,64,65
 Nate Minnis 94,95,96,97
 Joe Minton 59,60,61,62
 Jeff Mohr 95,96
 Brandon Montgomery 99,00,01
 Mike Moore 92,93
 James Morgan 88,89
 Tim Moriarity 81
 Bill Morris 84,85,86,87
 Donald Morris 82,83,84
 Mike Morris 79,80,81,82
 Sean Morris 02,03,04
 Craig Morton 71,72
 Greg Morton 73,74,75
 Janks Morton 59,60,61,62
 Demetrious Mosley 83,85
 Will Mosquera 10
 Damon Motley 98,99,00,01
 Mike Mowen 01,02,03,04
 Mitch Mulch 80,81
 John Mulchrone 76,77
 Andy Mundwiller 09,10
 Troy Murdock 86,87,88
 Chad Murray 94,95,96,97
 Pat Murray 03,04,05,06
 Ernie Myerson 84,85,86,87
 Mike Myerson 93,94,95,96

-N-

John Naeve 97,98,99,00
 Bob Nalewajk 93,94,95
 Nick Nathan 05,06,07,08
 Beau Nelson 01,02,03,04
 Erik Nelson 94,95,96,97
 Matt Nelson 92,93,94,95
 Gregg Nesbitt 78,79
 Brian Neubauer 80,81,82,84
 Gary Neubauer 85,86,87,88
 Gary Newcomb 67,68
 John Newcomb 63,65,66,67
 Toko Nguyen 97,98,99,00
 Jeff Nichols 94,95,96
 Jay Nickell 75
 Terry Nickels 66
 Harold Nobles 73
 Grant Norland 03
 Trey Norris 03
 Dave Northington 86,87,88,89
 Paul Nusbaum 82,83

-O-

Paul Oakley 61,62,63,64
 Timothy O'Brien 87
 Rodney O'Bryan 71,72,73
 Greg Oder 82,83
 Jody Ogden 86
 Ryan Okenfuss 99,00
 Billy Oline 07,08,10
 Walt Olinger 62,63,64
 Wayne O'Neal 58,59,60
 Kaine Onwuzulike 93
 Michael Oostendorp 85
 Jose Orozco 87
 Jim Orsulak 96
 Craig O'Sadnick 70,71,72,73
 Tom Osborn 00,01,02
 Jason Ostrowski 09
 Rich Otte 80,81,82,83
 Ethan Owens 96,97,98,99

-P-

Dan Paic 88,90
 Keith Painter 02,04
 Benny Pardue 88,89,90
 Ken Parker 68
 Michael Patnode 04,05
 Craig Patton 77,78,79,80
 Dave Paxson 81,82,83
 Tyler Paytas 04,05
 Brent Pearlman 88,89
 Anthony Pearson 79
 Samuel Pearson 84
 Wade Pelc 10
 Mac Pendleton 66,68
 Brad Pennington 97
 Gerald Perkins 58
 Jack Perrin 58
 James Perry 03,04,05,06
 Mike Petricca 77,78

Roy Pettibone 80,81,82
 Eric Phillips 09,10
 Michael Phillips 07,08
 Wyatt Pickering 00,01
 Jeff Pickett 77,79
 Andrew Pitts 03,04,05,06
 Ryan Ploesser 07,08,09,10
 Mike Pope 01,02
 Jerry Porter 58
 Andy Posey 90,91
 Max Pott 04,05
 R.E. Potts 58,59
 Jeff Poulos 03
 Steve Powell 74,75,76,77
 Ken Powers 67,70,71
 Leon Posey 74,76
 Curtis Prusha 99,00
 Alfonso Pugh 99,00,01,02
 Dan Pugh 67

-Q-

Dave Quentin 89,90,91

-R-

Josh Raaz 98,99,00
 Drew Ramaker 01,02,03,04
 Steve Rampy 75,76,77
 Joey Ratliff 85
 Marti Rave 74,75,76,77
 Clifton Ray 62,63,64,65
 Joe Ream 73,74,75
 Darryl Reddick 03,04,05,06
 Michael Redding 99,00,01,02
 Bob Redlinger 74
 Brenton Reese 07,08,10
 Michael Reese 82
 Richard Reeves 66,67
 Roland Reeves 02,03,04
 Charles Reid 60
 Charles Reighard 72
 Adam Reynolds 08,09,10
 Jim Rhodes 58
 Rich Rhodes 62,63,64,65
 Ivan Rhone 74
 Bob Richards 62,63
 Royden Richards 83,84,85
 Mike Richardson 62,63,64,65
 Greg Rideout 87,88,89,90
 Morris Rideout 63
 Gregory "Dwayne" Riley 06
 Chris Rimer 08,09,10
 Jason Riney 98,00,01
 Kenny Robbins 92,93,94
 Caleb Roberts 10
 Scott Roberts 90,91,92
 Tom Roberts 72,73
 Pete Robertson 70,71
 Bob Robinson 72,73,74,76
 Bill Robinson 71
 Marvin Robinson 70,71,72,73
 Tim Rockhold 87,88,89
 Jason Rodeghero 96
 Derek Rodriguez 04,06,07,08
 Mike Rogers 77,78,79





LETTERWINNERS

Todd Rohler 86,87,88
 Shayne Rollins 89,90,91
 Jason Rollison 94,95,96,97
 Matt Rose 95,96,97
 James Ross 94,95,96,97
 Brian Rosser 10
 Mike Roos 90,91,92,93
 Zach Rotello 03
 Don Rowden 63,64,65
 Dave Rowles 74
 Scott Rudel 92,93,94
 Marty Rue 64
 Ricky Ruff 86,87,88
 Nick Ruud 99,00,01,02
 Eric Ruzicka 07,08,09,10

-S-

Danny Samson 10
 Bill Sanders 60,61,62
 Jeff Sanders 05,06
 Brian Sattler 98,99,00,01
 Chris Sauer 98,99,00
 Dominick Scalise 01,02,03
 Jim Scanlan 58
 Mark Schell 94,95,96,97
 Ed Schlieff 60,61,62,63
 Dennis Schmidt 77,78
 Jeff Schmidt 93,94
 Conrad Schottel 10
 Brad Schrader 83
 Brett Schrey 98,99
 Brian Schroeder 97,98,99
 Pete Schroeder 92
 Richard Schroeder 05,06,07,08
 Larry Schueler 58
 Terry Schulte 73,74
 Dan Schulze 83,84
 Richie Schumacher 09,10
 Leon Schutze 8
 Karega Scott 93,94,95,97
 Mike Scott 71,72
 John Scripsick 71,72
 Bill Seman 62,64,65,66
 Gary Semple 74
 Jody Shannon, 84
 Brian Shaw 90,91
 Colin Shaw 00,01,02,03
 Kyle Shaw 09,10
 Dan Sheehan 83,84
 Dan Shelby 80,81,82
 Mike Sheldon 03,04,05,06
 Paul Sherod 83,85,86,87
 Don Shoemaker 58
 Scott Showers 92,93,94
 Joel Shumate 98,99,00
 Pete Simpson 85,86
 Demar Sims 79
 Kent Sincox 71,72,73
 Mark Sissom 74,75,77
 Dennis Sissom 60,61,62,63
 Hank Sitkiewicz 08,10
 Greg Skinner 68,69,70
 Pat Slavin 91,92
 Ben Slentz 97,98

Chris Smith 87,89
 Jerry Smith 68,69
 Justin Smith 03,04,05,06
 Leo Smith 97,98,99,00
 Marion Smith 93,95,96
 Matt Smith 10
 Scott Smith 02
 Aaron Smoot 02
 Mark Sobol 75,76,77,78
 Larry Sommer 76,77,78,79
 Jeff Spencer 82,83
 Aaron Speropoulos 03,04,05
 Rich Stallings 66,67,68
 Mark Standage 02,03,04
 Ron Stark 59,60,61
 Bob Stauffer 58
 Tyce Stebbins 97,98
 Brandon Steele 92,93,94
 Dan Stehle 67
 Eric Sternberg 06,07,08,09
 Scott Stevens 10
 Spencer Stevens 95,96,97,98
 Donald Stevenson 05,07,08
 John Stever 87
 Eric Stewart 02,03
 Steve Stock 59,60
 Eric Stone 10
 Stuart Stone 63
 Gerald Stovall 84,85,86,87
 Raphael Stovall 05
 Ed Stowe 84,85,86,87
 Jeff Stowe 80,82
 Galen Stratton 88
 Gary Strauss 83
 Bill Strickler 88,89,90
 Tim Stull 81,82,83,84
 Jared Stumpe 10
 Gary Stutzman 60,61
 John Suell 66,67,68,69
 Ryan Summers 08,09,10
 Ryan Sullivan 99,01
 Quinn Sullivan 03,04,05
 Kyle Supianoski 06,07
 Andy Swedenhjelm 05,06,07,08
 Carl Swenson 99,00,01,02
 Baxter Swilley 94,95,96

-T-

Johnny Tate 91
 Bruce Taylor 63,64
 Kelly Taylor 96,97
 Norman Taylor 61
 Paul Taylor 10
 William Taylor 61
 Erik Tellefson 94,95,96
 Josh Terrian 04,05,06
 Chandler Terry 03,05,06
 James Thabuteau 04,05,06,07
 Robert Theard 79
 Jason Thier 05,06,07,08
 Ezra Thompson 76,77,78
 Freddie Thompson 80,81,82,83
 Steve Thompson 91,92,93,94
 Aaron Tjarks 09,10

Matt Ticich 06,07,08
 Toby Timion 85,87
 Doug Timm 60,61,62
 Rick Tippitt 72,73
 Larry Tisdale 84,85
 Dick Tohlen 68
 Dan Toney 88
 Craig Towbin 79,80
 Greg Trachsel 92,93,94,95
 Larry Turner 72,73
 Nate Truelson 88,89,90,91
 Rod Tucker 73
 Mark Turner 72,73
 Dan Tweeton 08,09,10

-U-

Kevin Urbatsch 84,85,86,87
 Mark Uthlaut 73,74

-V-

Mike Vaia 61,62,63
 Joel Van Maaren 01,02,03,04
 Calvin Van O'Linda 07,09
 John Vassar 79,80
 Emmett Vaughn 74
 Mike Vaughn 94,95,96,97
 Nathan Vickers 07,08,09
 Ron Villars 63,64,65
 Cole Voigt 03,04,05,06
 Ricky Voss 88,89

-W-

Cecil Waddell 82
 Chick Waddell 69
 David Waddell 83,84
 Frank Wagner 67,68,69
 Tyree Wagner 83
 Fontaine Walker 89,90,91,92
 Gene Walker 66
 Dennis Walls 09,10
 Jerald Walls 86
 Justin Walter 99,01
 Bob Walters 66
 James Walton 02,03,04,05
 Jon Walton 78,79,80,81
 Jack Ward 59,61,62
 Andre Washington 78,80
 Sharron Washington 64,65,66
 Dave Waterkotte 71,72,73
 Bryan Waterman 60,61,62
 Bob Watts 60,61,62
 A.J. Weber 01,02,03,04
 Bruce Wehner 83,84
 Nick Weite 99,00,01,02
 Kenneth Weik 82
 Paul Wernsman 78,79
 Larry West 89
 Nick West 02,03
 Kyle Whitcher 10
 Gary Whitesides 75
 Jerry Whiteside 58
 Warren Whitis 71,72,73

Vernon Whitlock 86
 Lloyd Wiese 67,68,69
 Ron Wiggins 58
 Jim Willett 64,65,66
 Darnell Williams 03,04,05,06
 Don Williams 74
 Gregg Williams 77,78,79
 James Williams 07,08
 Sean Williams 95,96
 Tom Williamson 72,73,74,75
 Jake Willrich 99,00,01,02
 Steve Wilmesherr 73
 Ben Wilson 01,02,03,04
 Greg Wilson 68,69
 Steve Wilson 98,99,00
 Praites Wilson 77
 David Winslow II 02
 Mike Wishon 96,97,98,99
 Todd Wolfe 96,98,99
 Gary Wolke 76,77
 Ron Wood 74
 Ben Wood 02,03,04
 Boyce Wooley 68,69
 Mark Wray 85
 Dominick Wright 98,99,00,01

-X,Y,Z-

Mike Yancey 80,81,82,83
 Tameem Yehyawi 00,01,02,03
 Bret Yoder 94,96,97,98
 Dennis Yokeley 80
 Marcus Yokeley 02,03,04,05
 Brad Young 10
 Jim Young 63,64,65
 Pat Zerwig 88,90
 Paul Ziegler 88
 Scott Zornes 79
 Dennis Zulpo 73,74
 Bob Zumbahlen 80,81

* Letterwinner records currently date back to 1958

Series Records

Akron (Ohio) 1-1	Missouri Western 15-13
Amity 2-0	Morningside College (Iowa) 1-0
Arkansas Tech 0-1	Murray State (Ky.) 1-1
Benedictine (Kan.) 1-2	Nebraska-Omaha 2-5
Bradley (Ill.) 2-0	University of North Dakota 0-1
Butler (Ind.) 0-1	North Dakota State 0-1
Cameron (Okla.) 1-0-1	Northeastern State (Okla.) 0-2
Carthage (Ill.) 1-1	Northern Illinois 1-3
Central Arkansas 3-5	Northern Iowa 3-4
Central Iowa 0-1	Northern Michigan 1-4
Central Methodist 18-10-1	Northwest Missouri 54-32-4
Central Missouri 52-37-5	Oaklawn Academy 1-0
Central State (Ohio) 2-6	Oklahoma Panhandle State 2-0
Chillicothe Business College 11-1	Parsons College (Iowa) 8-4
Culver-Stockton 9-1-1	Pittsburg State (Kan.) 15-25-1
Des Moines University (Iowa) 1-1	Quincy (Ill.) 2-1
Drake (Iowa) 2-2	Rockhurst 2-0
Eastern Illinois 5-10	St. Ambrose College (Iowa) 0-2
Eastern Kentucky 0-1	St. Joseph's College (Ind.) 3-0
Emporia State (Kan.) 10-15	St. Louis 1-3
Eureka (Ill.) 2-0	Shelbina 1-0
Evansville (Ind.) 2-0	Simpson (Iowa) 2-0
Ft. Leonard Wood 1-0	South Dakota 1-10
Fort Hays State (Kan.) 3-2	Southeast Missouri 41-23-2
Graceland (Iowa) 2-0	Southern Arkansas 1-0
Grand Valley State (Mich.) 2-0	Southern Illinois-Carbondale 0-2
Harding (Ark.) 0-4	Southwest Baptist 18-3
Haskell Institute (Okla.) 0-1	Southwest Missouri 33-21-7
Hillsdale College (Mich.) 1-0	Southwestern College (Kan.) 2-0
Illinois College 1-0	Tarkio College 3-1
Illinois State 0-2	Tennessee Tech 0-2
Indiana 1-0	Texas A&M-Commerce 0-2
Indiana Univ. of Pennsylvania 0-1	Trenton Junior College 1-0
Iowa Wesleyan 7-3	Upper Iowa 3-0
Jacksonville State (Ala.) 0-1	Waldosta State (Ga.) 0-1
Kemper Military Academy 3-1	Wartburg (Iowa) 1-0
Kentucky State 0-2	Washburn (Kan.) 18-10
Kirksville High School 0-1	Wayne State (Neb.) 1-0
Kirksville Osteopathic College 5-3	Wayne State (Mich.) 2-2
LaBelle 1-0	Wentworth Military Academy 1-0
Lincoln (Mo.) 17-4-1	Western Illinois 11-4
McKendree (Ill.) 0-0	Westminster 11-7
Minnesota-Duluth 1-0	West Texas State 1-0
Minnesota State-Mankato 2-3	William Jewell College 5-6-2
University of Missouri (Columbia) 1-3	William Penn College (Iowa) 3-2
University of Missouri "B" team 5-1-3	Winona State (Minn.) 1-3
Missouri Valley 9-6-1	Wisconsin-LaCrosse 1-0
Missouri Wesleyan 2-5	
Missouri S&T 49-22-4	Bold - 2011 Opponents
Missouri Southern 15-8	





All-Time Scores



1911 (0-5)
Coach: C.B. Simmons
Captain: Woodson Tallman
 Iowa Wesleyan L 0-3
 at William Penn L 0-26
 Westminster L 0-10
 Central Missouri L 3-5
 at Central Methodist L 3-18



H.L. McWilliams
1914-25
48-26-8 (.634)

1914 (0-4)
Coach: H.L. McWilliams
Captain: R.E. Valentine
 10/9 at Des Moines U. L 0-45
 10/23 at Westminster L 0-39
 10/30 Central Methodist L 0-12
 11/6 Central Missouri L 0-76

1915 (1-4)
Coach: H.L. McWilliams
Captain: Unknown
 10/8 Westminster L 7-37
 10/15 at Central Methodist L 6-25
 10/29 Missouri Valley W 38-0
 11/13 at William Jewell L 0-28
 11/19 at Missouri Wesleyan L 0-14

1916 (7-0-1)
Coach: H.L. McWilliams
Captain: Leo Petree
 10/7 at Missouri Valley W 14-0
 10/13 Central Methodist W 19-7
 10/20 at Culver-Stockton W 12-6
 10/27 Missouri Wesleyan W 20-0
 11/3 at Westminster W 25-0
 11/10 William Jewell W 14-12
 11/18 at Southwest Missouri T 6-6
 11/30 Northwest Missouri W 92-0

1917 (1-5)
Coach: H.L. McWilliams
Captain: Roland Zeigel
 10/19 at Central Methodist L 12-14
 10/26 Southwest Missouri L 0-23
 11/2 Westminster L 6-12
 11/9 at William Jewell L 0-33
 11/16 at Missouri Wesleyan L 6-31
 11/29 at Northwest Missouri W 35-0

1919 (3-2-2)
Coach: H.L. McWilliams
Captain: Virgil Glaves
 10/3 Culver-Stockton W 40-0
 10/10 at Tarkio T 6-6
 10/17 Northwest Missouri W 87-0
 10/24 at Trenton W 20-0
 10/31 Missouri Wesleyan L 0-19
 11/14 at Central Methodist L 6-14
 11/27 Central Missouri T 0-0

1920 (7-1)
Coach: H.L. McWilliams
Captain: Virgil Painter
 10/1 Kirksville Osteopathic W 14-7
 10/8 at Culver-Stockton W 41-0
 10/15 Westminster W 14-0
 10/22 Central Methodist W 6-0
 10/29 Tarkio W 7-3
 11/5 at Missouri Wesleyan L 0-14#
 11/19 at Missouri Valley W 70-0
 11/25 at Central Missouri W 28-0
 # - Later forfeited to Truman

1921 (7-2)
Coach: H.L. McWilliams
Captain: James Murphy
 9/30 at Northwest Missouri W 13-0
 10/8 Illinois College W 16-13
 10/14 at Tarkio W 34-3
 10/21 Kirksville Osteopathic L 6-28
 10/28 at Westminster W 6-0
 11/4 Culver-Stockton W 20-0
 11/11 at Central Methodist L 7-13
 11/18 Missouri Valley W 20-0
 11/24 Central Missouri W 7-0

1922 (6-0-2)
Coach: H.L. McWilliams
Captains: Charles Draper, Paul Miller
 10/6 at Northwest Missouri W 18-0
 10/13 Missouri Wesleyan W 13-7
 10/20 at Culver-Stockton T 0-0
 11/3 Westminster W 33-7
 11/10 Central Methodist W 28-6
 11/18 at William Jewell T 0-0
 11/24 at Missouri Valley W 10-7
 11/30 at Central Missouri W 13-6

1923 (5-4)
Coach: H.L. McWilliams
Captain: Charles Draper
 9/28 Chillicothe Business W 21-0
 10/5 Iowa Wesleyan W 26-7
 10/12 Kemper Military W 6-0
 10/19 at Northwest Missouri L 7-15
 10/26 at Missouri Wesleyan L 0-24
 11/2 Kirksville Osteopathic W 26-7
 11/10 at Central Methodist W 28-7
 11/17 vs. William Jewell¹ L 0-20
 11/29 Central Missouri L 0-2
¹ - in Kansas City, Mo.

1924 (4-3-2)
Coach: H.L. McWilliams
Captain: Theodore Holman
 10/3 at Chillicothe Business W 6-0
 10/10 at Kemper Military L 0-17
 10/17 at Iowa Wesleyan L 6-7
 10/24 Kirksville Osteopathic L 0-25
 10/31 Northwest Missouri W 14-0
 11/7 Central Methodist W 20-0
 11/14 Southwest Missouri T 0-0
 11/21 at Southeast Missouri W 10-3
 11/27 at Central Missouri T 7-7

1925 (6-2-1)
Coach: H.L. McWilliams
Captain: Goose Barker
 10/3 Chillicothe Business W 7-0
 10/9 Kemper Military W 17-0
 10/16 at Northwest Missouri L 3-12
 10/23 at Wentworth Military W 38-6
 10/30 Central Missouri T 0-0
 11/6 at Southwest Missouri L 0-10
 11/13 at Culver-Stockton W 10-7
 11/20 Southeast Missouri W 42-0
 11/26 Kirksville Osteopathic W 21-0



Don Faurot
1926-34
63-13-3 (.816)

1926 (7-1)
Coach: Don Faurot
Captain: James Williamson
 10/1 at Kemper Military W 33-0
 10/8 at Westminster W 13-0
 10/15 Culver-Stockton W 31-7
 10/22 at Southeast Missouri W 23-0
 10/29 Northwest Missouri W 51-7
 11/5 at Central Missouri L 12-19
 11/12 Southwest Missouri W 44-7
 11/25 Kirksville Osteopathic W 22-14

1927 (8-1)
Coach: Don Faurot
Captain: James Chevalier
 9/30 at Central Methodist W 7-6
 10/7 Westminster W 21-0
 10/14 at William Penn W 26-6
 10/21 Central Missouri W 19-13
 10/28 vs. Emporia State¹ L 13-16
 11/4 at Southwest Missouri W 6-0
 11/11 Chillicothe Business W 42-3
 11/18 Southeast Missouri W 80-0
 11/24 at Northwest Missouri W 54-6
¹ - Location unknown

1928 (7-2-1)
Coach: Don Faurot
Captain: Orval Craig
 9/28 Central Methodist W 6-0
 10/6 William Penn W 60-0
 10/12 at Chillicothe Business W 27-0
 10/19 at Central Missouri W 13-7
 10/26 Westminster L 0-7
 11/2 Southwest Missouri T 0-0
 11/12 at Parsons W 33-13
 11/17 vs. Emporia State¹ L 0-8
 11/23 at Southeast Missouri W 13-0
 11/29 Northwest Missouri W 33-7
¹ - Location unknown

1929 (5-3-1)
Coach: Don Faurot
Captain: Harold Protiva
 9/28 at Chillicothe Business W 6-0
 10/4 Missouri S&T L 12-13
 10/11 at Westminster L 0-14
 10/19 Northern Iowa W 14-0
 10/25 Central Missouri W 38-12
 11/1 at Southwest Missouri T 0-0
 11/11 Parsons W 31-0
 11/16 at Haskell L 6-22
 11/28 at Northwest Missouri W 7-6


1930 (5-5)
Coach: Don Faurot
Captain: Truisten McArthur
 9/27 at Chillicothe Business L 0-13
 10/4 at Missouri S&T L 7-19
 10/10 Central Methodist L 7-12
 10/17 at Central Missouri W 7-6
 10/24 Westminster W 9-0
 10/31 Southwest Missouri W 13-7
 11/7 at Emporia State L 0-52
 11/14 Indiana W 32-0
 11/22 at Northeastern State L 0-15
 11/27 Northwest Missouri W 20-7

1931 (6-1-1)
Coach: Don Faurot
Captain: Carroll Cochran
 9/25 Chillicothe Business W 32-0
 10/2 Southeast Missouri W 41-6
 10/9 at Central Methodist W 14-0
 10/16 Central Missouri W 19-7
 10/23 Emporia State W 13-12
 10/30 at Southwest Missouri T 0-0
 11/11 at Northwest Missouri L 0-7
 11/19 Missouri-Columbia "B" W 21-0

1932 (8-0)
Coach: Don Faurot
Captain: Lowell Wade
 9/30 at Chillicothe Business W 24-0
 10/7 Parsons W 19-0
 10/14 Southwest Missouri W 31-7
 10/21 Missouri S&T W 12-7
 10/28 Missouri-Columbia "B" W 21-0
 11/4 at Central Missouri W 18-0
 11/11 Northwest Missouri W 6-0
 11/18 at Southeast Missouri W 13-0

1933 (9-0)
Coach: Don Faurot
Captain: Henry Hudson
 9/29 Chillicothe Business W 19-0
 10/7 at Missouri-Columbia W 26-6
 10/13 Southeast Missouri W 20-6
 10/20 at Southwest Missouri W 32-0
 10/27 Central Missouri W 33-7
 11/3 William Penn W 39-7
 11/11 at Northwest Missouri W 18-0
 11/17 at Missouri S&T W 18-0
 11/24 at Pittsburg State W 7-0

1934 (8-0)
Coach: Don Faurot
Captains: Jack Robinson, Arnold Embree
 9/28 at Simpson W 7-0
 10/5 Missouri S&T W 19-0
 10/12 Pittsburg State W 13-7
 10/19 Southwest Missouri W 52-0
 10/26 at Central Missouri W 24-6
 11/9 Northwest Missouri W 33-0
 11/16 at St. Louis W 19-0
 11/23 at Southeast Missouri W 13-0




Fred Faurot
1935-37
15-5-2 (.727)

1935 (7-1)
Coach: Fred Faurot
Captains: Carl Noble, Frank Hanna
 9/27 Carthage W 35-0
 10/4 at St. Louis L 7-37
 10/11 Simpson W 34-0
 10/18 Central Missouri W 10-9
 10/25 at Southwest Missouri W 27-0
 11/1 Southeast Missouri W 20-0
 11/8 at Northwest Missouri W 20-6
 11/15 at Missouri S&T W 13-6

1936 (7-0)
Coach: Fred Faurot
Captains: Ralph Alexander, Ralph Cavanaugh
 10/7 Missouri-Columbia "B" W 13-8
 10/14 at Pittsburg State W 14-0
 10/16 Southwest Missouri W 13-2
 10/23 at Southeast Missouri W 6-0
 10/30 Missouri S&T W 13-12
 11/6 Northwest Missouri W 7-0
 11/13 at Central Missouri W 13-7


1937 (1-4-2)
Coach: Fred Faurot
Captains: Louis Miller, Forest Schwengels
 10/1 Missouri-Columbia "B" L 0-32
 10/8 at Northwest Missouri T 0-0
 10/15 East Texas State L 12-41
 10/23 at Missouri S&T T 6-6
 10/29 Southeast Missouri L 0-14
 11/6 at Southwest Missouri W 20-6
 11/12 Central Missouri L 6-13



Earl Svendsen
1938
3-5-0 (.375)

1938 (3-5)
Coach: Earl Svendsen
Captains: Alex Yaskiw, Bob Roark
 9/30 Culver-Stockton W 14-12
 10/7 Carthage L 0-3
 10/14 Southwest Missouri W 20-0
 10/21 at Southeast Missouri W 7-3
 10/28 Northwest Missouri L 7-26
 11/4 Missouri S&T L 2-6
 11/11 at Central Missouri L 14-20
 11/24 at East Texas State L 0-52

1900 (3-2-1)
Captain: B.P. Six
 11/2 at Oaklawn W 76-0
 11/12 vs. Shelbina¹ W 6-0
 11/16 vs. Kirksville HS¹ L 5-11
 11/19 vs. Kirksville Osteopathic¹ L 0-29
 11/23 vs. Missouri-Columbia¹ T 0-0
 11/29 vs. Labelle¹ W 21-0
¹ - Location unknown




O.C. Bell
1907-09
13-7-0 (.650)

1907 (3-1)
Coach: O.C. Bell
Captain: Unknown
 Westminster W 11-0
 Western Illinois W 10-5
 William Jewell L 4-33
 Central Methodist W 4-0


1908 (8-0)
Coach: O.C. Bell
Captain: Bryce Fell
 at Central Methodist W 20-6
 at William Jewell W 5-0
 at Westminster W 45-0
 Amity W 49-0
 Northwest Missouri W 63-0
 Tarkio W 36-0
 Southeast Missouri W 9-0
 Central Methodist W 40-0

1909 (2-6)
Coach: O.C. Bell
Captain: L.T. Spurgeon
 vs. Central Missouri¹ W 2-0
 at Westminster W 10-5
 Central Methodist L 0-29
 at Missouri-Rolla L 0-21
 Central College L 6-12
 vs. Southeast Missouri¹ L 0-6
 vs. William Jewell¹ L 0-49
 vs. William Jewell¹ L 0-1#
 # Truman forfeited after leaving field
¹ - Location unknown



C.B. Simmons
1910-11
3-9-0 (.250)

1910 (3-4)
Coach: C.B. Simmons
Captain: Rowland Marston
 10/1 Missouri Valley W 2-0
 10/8 Iowa Wesleyan W 6-3
 10/15 Central Missouri L 0-11
 10/22 at Westminster L 5-8
 10/29 Central Methodist L 6-18
 vs. Des Moines¹ W 22-0
 11/24 at Southeast Missouri L 0-51
¹ - Location unknown



Todd Kirk
1903-06
10-6-1 (.618)

1903 (3-0)
First Intercollegiate Team
Unofficial Coach: Todd Kirk
Captain: J.T. Miller
 Central Methodist W 27-2
 Westminster W 18-0
 William Jewell W 12-6

1904 (2-2)
Unofficial Coach: Todd Kirk
Captain: S.C. See
 William Jewell W 6-0
 Kirksville Osteopathic W 5-0
 at William Jewell L 0-5
 at Missouri-Columbia L 0-6

1905 (2-2-1)
Unofficial Coach: Todd Kirk
Captain: H.L. McWilliams
 Amity W 11-5
 Central Missouri W 12-6
 William Jewell T 0-0
 at Missouri-Columbia L 0-6
 at Tarkio L 0-23

1906 (3-2)
Unofficial Coach: Todd Kirk
Captain: George Israel
 Southeast Missouri W 26-6
 Central Methodist W 13-6
 at Western Illinois W 8-0
 at Missouri-Columbia L 4-23
 Central Missouri L 10-15





All-Time Scores



Malcomb Eiken
1939-41
10-14-2 (.423)

1939 (2-6)
Coach: Malcomb Eiken
Captain: Orville Gregory
9/23 at Northern Iowa L 0-12
9/29 Culver-Stockton W 3-0
10/6 Chillicothe Business W 14-0
10/13 Southeast Missouri L 3-9
10/21 at Southwest Missouri L 0-27
11/3 Central Missouri L 7-21
11/10 at Northwest Missouri L 13-19
11/18 at Missouri S&T L 0-13

1940 (4-4-1)
Coach: Malcomb Eiken
Captain: Ray Phillips
9/20 at Missouri Valley T 20-20
9/27 at Central Methodist W 20-0
10/4 at Chillicothe Business W 13-10
10/11 Southwest Missouri L 0-28
10/18 at Southeast Missouri L 0-12
10/26 Iowa Wesleyan W 28-6
11/1 at Central Missouri W 10-7
11/8 Northwest Missouri L 0-20
11/15 vs. Missouri S&T¹ L 0-7
¹ - Location unknown

1941 (4-4-1)
Coach: Malcomb Eiken
Captain: Frank Noble
9/19 Missouri Valley W 7-0
9/26 Upper Iowa W 14-6
10/3 at Central Arkansas L 2-6
10/10 Southwest Missouri W 20-7
10/18 at Southwest Missouri L 14-19
10/24 at Iowa Wesleyan W 14-13
11/1 Central Missouri L 0-6
11/7 at Northwest Missouri T 0-0
11/15 at Missouri S&T L 0-20



Vincent Gehringer
1945
1-2-1 (.375)

1945 (2-3-1)
Coach: Vincent Gehringer
James Dougherty coached last two games
Captains: Don Merritt, Henry Panethere
9/21 Missouri-Columbia "B" T 0-0
9/28 at St. Louis L 6-96
10/12 Parsons W 27-0
10/26 at Murray State L 7-51
11/3 at Missouri S&T W 6-0
11/17 at Eastern Kentucky L 7-54



James Dougherty
1945-50
19-20-8 (.489)

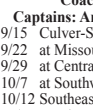
1946 (5-2-2)
Coach: James Dougherty
Captain: Kenneth Gardner
9/20 Iowa Wesleyan W 18-0
9/28 at SIU-Carbondale L 0-6
10/5 at Parsons W 25-6
10/11 Southeast Missouri L 12-40
10/18 at Southwest Missouri W 26-19
10/25 Eureka W 13-0
11/1 Central Missouri T 0-0
11/8 at Northwest Missouri W 12-6
11/16 at Missouri S&T T 13-13

1947 (5-3-1)
Coach: James Dougherty
Captain: Jeff Neale
9/19 at Pittsburg State W 12-6
9/26 at Eureka W 21-0
10/3 Rockhurst W 13-12
10/10 Southwest Missouri L 6-14
10/17 at Southeast Missouri W 13-6
10/24 Missouri S&T L 6-25
10/31 at Central Missouri W 7-6
11/7 Northwest Missouri L 6-22
11/14 Missouri-Columbia "B" T 0-0

1948 (4-3-2)
Coach: James Dougherty
Captain: Louis Fett, Francis Willett
9/17 at Pittsburg State T 12-12
9/24 at Missouri Valley L 0-20
10/1 at Rockhurst W 26-6
10/8 Southeast Missouri W 12-0
10/15 at Southwest Missouri L 6-12
10/22 Missouri-Columbia "B" W 18-13
10/30 Central Missouri W 7-0
11/6 at Missouri S&T T 14-14
11/13 at Northwest Missouri L 12-13

1949 (2-7)
Coach: James Dougherty
Captain: Francis Dant
9/15 at Culver-Stockton L 7-13
9/23 Missouri Valley L 7-27
9/30 at St. Louis W 6-48
10/7 Southwest Missouri L 12-33
10/14 at Southeast Missouri W 12-7
10/22 Missouri S&T L 6-20
10/28 at Central Missouri L 13-26
11/4 Northwest Missouri L 20-27
11/11 Missouri-Columbia "B" W 22-14

1950 (2-4-3)
Coach: James Dougherty
Captains: Art Hochstedler, Kenny Rehg
9/15 Culver-Stockton W 37-0
9/22 at Missouri Valley L 21-45
9/29 at Central Methodist L 13-20
10/7 at Southwest Missouri T 19-19
10/12 Southeast Missouri T 13-13
10/21 at Missouri S&T L 7-47
10/28 Central Missouri L 13-33
11/4 at Northwest Missouri T 13-13
11/10 Missouri-Columbia "B" W 35-18



Maurice Wade
1951-66
99-41-2 (.704)

1951 (7-1-1)
Coach: Maurice Wade
Captains: LaVerne Dabney, Kenny Rehg
9/15 at Benedictine W 20-12
9/21 Missouri Valley W 6-0
9/28 Central Methodist W 45-0
10/5 at Southeast Missouri W 12-0
10/11 Southwest Missouri T 19-19
10/19 Missouri S&T W 21-7
10/26 at Central Missouri W 22-6
11/3 Northwest Missouri W 13-12
11/9 at Quincy L 12-43

1952 (7-1)
Coach: Maurice Wade
Captains: LaVerne Dabney, Darrell Fouch
9/19 at Missouri Valley W 20-0
9/26 Western Illinois W 19-0
10/4 at Southwest Missouri W 19-14
10/10 Southeast Missouri W 18-0
10/18 Missouri-Columbia "B" W 26-0
10/25 Central Missouri W 32-0
11/1 at Northwest Missouri L 27-28
11/7 at Missouri S&T W 52-19

1953 (6-2)
Coach: Maurice Wade
Captains: Bill Peterson, Dwight Huggins
9/18 Missouri Valley L 0-19
9/25 at Western Illinois L 13-19
10/2 Southwest Missouri W 27-7
10/9 at Southeast Missouri W 14-0
10/17 at Eastern Illinois W 7-2
10/24 Missouri S&T W 28-20
10/30 at Central Missouri W 25-6
11/7 Northwest Missouri W 39-26

1954 (7-1)
Coach: Maurice Wade
Captains: Mel Loncaric, Bill Bowles
9/17 Southwestern W 20-0
9/24 at Missouri Valley L 0-6
10/1 Ft. Leonard Wood W 6-0
10/8 at Northwest Missouri W 24-20
10/15 Southwest Missouri W 20-0
10/23 Southeast Missouri W 21-7
10/29 at Missouri S&T W 32-6
11/5 Central Missouri W 26-6

1955 (3-5)
Coach: Maurice Wade
Captains: George Anastasoff, Roger Schwarztrauber, Jerry Bolin
9/16 at Southwestern W 7-6
9/23 Missouri Valley L 7-25
10/1 at Pittsburg State W 20-13
10/8 at Central Missouri L 7-19
10/15 Northwest Missouri L 2-6
10/22 Missouri S&T L 14-19
10/29 Southwest Missouri W 21-7
11/5 at Southeast Missouri L 14-39

1956 (3-5)
Coach: Maurice Wade
Captains: Jim Rash, Ed Hull
9/21 Benedictine L 6-12
9/29 Pittsburg State L 18-48
10/6 at Northern Iowa L 26-44
10/13 at Missouri S&T L 6-33
10/20 Central Missouri L 7-19
10/27 Southeast Missouri W 44-13
11/3 Southwest Missouri W 26-19
11/10 at Northwest Missouri W 21-20

1957 (4-5)
Coach: Maurice Wade
Captains: Bill Mills, Charles Fitzgerald
9/13 at Pittsburg State L 14-40
9/21 at Benedictine L 13-32
9/27 Graceland W 40-7
10/4 Northern Iowa L 13-35
10/12 at Southeast Missouri L 7-19
10/19 Southwest Missouri L 26-32
10/25 Northwest Missouri W 32-7
11/1 at Missouri S&T W 12-0
11/9 at Central Missouri W 14-13

1958 (5-4)
Coach: Maurice Wade
Captains: Jack Hammock, Ron Wiggins
9/12 Pittsburg State L 12-21
9/19 Washburn W 26-13
9/27 at Graceland W 27-7
10/3 St. Ambrose L 25-31
10/10 Southwest Missouri W 39-7
10/18 at Central Missouri W 32-13
10/25 at Missouri S&T L 20-27
11/1 Southeast Missouri L 12-48
11/8 at Northwest Missouri W 20-19

1959 (7-1-1)
Coach: Maurice Wade
Captains: R.E. Potts, Ray Eickmeyer
9/18 St. Joseph's W 18-16
9/25 at Washburn W 6-0
10/3 St. Ambrose W 12-6
10/10 at Southwest Missouri W 33-20
10/16 Central Missouri W 26-17
10/24 Missouri S&T W 20-7
10/31 at Southeast Missouri L 0-36
11/6 Northwest Missouri T 12-12
11/13 Bradley W 38-8

1960 (8-1)
Coach: Maurice Wade
Captains: Dale Mills, Jim Blacklock
9/17 at St. Joseph's W 20-0
9/24 Washburn W 39-12
10/8 Central State L 8-32
10/15 Southeast Missouri W 6-0
10/22 at Northwest Missouri W 26-20
10/29 Southwest Missouri W 24-0
11/5 at Central Missouri W 25-0
11/12 at Missouri S&T W 54-14
11/19 at Bradley W 14-7

1961 (9-1)
Coach: Maurice Wade
Captains: Allen Church, Ron Stark
9/16 at William Jewell W 19-0
9/22 at Washburn W 27-9
9/29 Northern Illinois W 28-13
10/7 at Central State L 14-21
10/14 at Southeast Missouri W 26-7
10/21 Northwest Missouri W 36-7
10/28 at Southwest Missouri W 12-7
11/3 Central Missouri W 14-7
11/10 Missouri S&T W 20-7
11/17 vs. Parsons¹ W 22-8
¹ - Mineral Water Bowl (in Excelsior Springs, Mo.)

1962 (7-2)
Coach: Maurice Wade
Captains: Jack Ball, Dick Brownlee
9/15 Wayne State (Neb.) W 62-6
9/22 Washburn W 39-0
9/29 at Northern Illinois L 8-37
10/6 Pittsburg State W 34-12
10/12 at Central Missouri W 42-7
10/20 at Missouri S&T W 40-0
10/27 Southeast Missouri L 6-13
11/3 at Northwest Missouri W 43-7
11/10 Southwest Missouri W 60-20

1963 (7-3)
Coach: Maurice Wade
Captains: Jerry Kelley, Randy Jones, Ted Michael
9/20 Western Illinois W 22-0
9/21 at Washburn L 6-7#
9/28 Northern Illinois L 12-21
10/5 at Pittsburg State W 25-20
10/12 Central Missouri W 49-0
10/19 Missouri S&T W 41-0
10/26 at Southeast Missouri W 20-0
11/2 Northwest Missouri W 22-7
11/9 at Southwest Missouri L 6-15
11/16 at Murray State W 26-7
- Later forfeited to Truman

1964 (7-2)
Coach: Maurice Wade
Captains: Dave Grant, John Glore
9/19 at Western Illinois W 14-10
9/26 Parsons L 12-22
10/3 Pittsburg State W 40-16
10/17 at Missouri S&T W 35-12
10/24 Southeast Missouri W 12-3
10/31 at Northwest Missouri W 20-8
11/7 Southwest Missouri W 14-0
11/14 at Central Missouri W 38-7
11/21 at Arkansas Tech L 32-34

1965 (8-2)
Coach: Maurice Wade
Captains: Rich Rhodes, T.J. Jackson
9/18 Western Illinois W 34-21
9/25 Upper Iowa W 61-6
10/2 at Pittsburg State W 20-19
10/9 at Northern Illinois L 20-22
10/16 Missouri S&T W 14-0
10/23 at Southeast Missouri W 27-7
10/30 Northwest Missouri W 20-14
11/6 at Southwest Missouri W 28-0
11/13 Central Missouri W 34-8
11/20 at Parsons L 21-23

1966 (3-6)
Coach: Maurice Wade
Captains: Sharron Washington, Bill Seman
9/17 at Western Illinois W 16-6
9/24 Parsons L 6-34
10/1 Pittsburg State W 49-14
10/8 at Hillsdale W 26-13
10/15 at Northwest Missouri L 21-24
10/22 Southwest Missouri L 6-27
10/29 at Central Missouri L 13-17
11/5 at Missouri S&T L 0-16
11/12 Southeast Missouri L 19-41



Marv Braden
1967-68
9-9-0 (.500)

1967 (4-5)
Coach: Marv Braden
Captains: John Newcomb, Rick Cash, Rick Gorzynski
9/16 at SIU-Carbondale L 7-18
9/23 at Parsons L 7-49
9/30 at Pittsburg State W 14-13
10/7 Wisconsin-LaCrosse W 20-9
10/14 Northwest Missouri L 7-13
10/21 at Southwest Missouri W 16-0
10/28 Central Missouri L 0-9
11/4 Missouri S&T W 13-7
11/11 at Southeast Missouri L 6-20

1968 (5-4)
Coach: Marv Braden
Captains: Rich Stallings, Steve Garrett, Jerry Meyer
9/21 Parsons W 14-3
9/28 Pittsburg State W 18-15
10/5 at Lincoln L 6-20
10/19 Southwest Missouri W 24-13
10/26 at Central Missouri L 7-14
11/2 at Missouri S&T L 16-19
11/9 Southeast Missouri L 16-29
11/16 at Northwest Missouri W 9-7
11/23 at Missouri Southern W 48-8



Russ Sloan
1969-71
22-5-1 (.804)

1969 (6-2-1)
Coach: Russell Sloan
Captains: John Suel, Bob Levy, John Bringer
9/27 at Pittsburg State W 14-13
10/4 Lincoln T 22-22
10/11 Eastern Illinois L 7-8
10/18 at Southwest Missouri W 23-0
10/25 Central Missouri W 28-10
11/1 Missouri S&T W 21-14
11/8 at Southeast Missouri L 14-24
11/15 Northwest Missouri W 39-12
11/22 at Parsons W 20-17

1970 (7-2)
Coach: Russell Sloan
Captains: Ken Bebermeyer, Charles Blakeley, Aubrey Johnson
9/19 at Western Illinois L 25-42
10/3 Central Arkansas W 24-14
10/10 at Eastern Illinois W 28-14
10/17 Southeast Missouri W 14-6
10/24 at Central Missouri W 28-21
10/31 Northwest Missouri W 35-7
11/7 at Southwest Missouri W 35-20
11/14 at Lincoln L 15-26
11/21 Missouri S&T W 35-19

1971 (9-1)
Coach: Russell Sloan
Captains: Greg Erson, Ken Powers, Jim Gephardt
9/11 at Northern Iowa W 22-9
9/18 Western Illinois W 35-21
10/2 at Central Arkansas L 0-34
10/9 Wayne State (Mich.) W 14-6
10/16 at Northwest Missouri W 24-21
10/23 Central Missouri W 21-6
10/30 at Northwest Missouri W 16-3
11/6 Southwest Missouri W 20-16
11/13 Lincoln W 17-6
11/20 at Missouri S&T W 44-13



Randel Lukehart
1972-74
12-18-3 (.409)

1972 (6-4-1)
Coach: Randel Lukehart
Captains: Lenvil Elliott, Randy Ball, Tom Geredine
9/2 at Missouri Western W 27-0
9/9 at Central Methodist W 42-0
9/23 Harding L 20-31
9/30 Central Arkansas W 28-0
10/7 at Wayne State (Mich.) W 44-0
10/14 Southeast Missouri W 21-14
10/21 at Central Missouri T 7-7
10/28 Northwest Missouri L 0-10
11/4 at Southwest Missouri W 20-7
11/11 at Lincoln L 6-10
11/18 Missouri S&T L 21-28






All-Time Scores

1973 (2-7-2)
Coach: Randel Lukehart
Captains: Dennis Baldwin, Craig O'Sadnick

9/8	Central Methodist	T	14-14
9/15	at Harding	L	7-31
9/22	at William Penn	L	10-28
9/29	at Central Arkansas	L	0-19
10/6	Missouri Western	L	16-17
10/13	at Southeast Missouri	L	13-14
10/20	Central Missouri	W	21-14
10/27	at Northwest Missouri	L	6-7
11/3	Southwest Missouri	W	20-14
11/10	Lincoln	L	0-21
11/17	at Missouri S&T	T	7-7

1974 (4-7)
Coach: Randel Lukehart
Captains: Wayne Chamberlain, Mike Curran

9/14	Harding	L	16-21
9/21	at Central Methodist	W	28-26
9/28	at Missouri Western	W	28-15
10/5	Central Arkansas	L	13-16
10/12	at Wayne State (Mich.)	L	0-21
10/19	Missouri S&T	L	7-20
10/26	at Lincoln	W	17-0
11/2	at Central Missouri	W	13-6
11/9	Northwest Missouri	L	10-13
11/16	at Southwest Missouri	L	7-31
11/23	Southwest Missouri	L	16-29



Ron Taylor
1975-78
26-14-2 (.643)

1975 (7-4)
Coach: Ron Taylor
Captains: Bob Robinson, Greg Morton

9/13	at Harding	L	14-28
9/20	Central Methodist	W	10-0
9/27	Missouri Western	W	45-18
10/4	at Central Arkansas	W	10-7
10/11	Wayne State (Mich.)	L	7-41
10/18	at Missouri S&T	W	26-6
10/25	Lincoln	W	27-7
11/1	Central Missouri	W	27-12
11/8	at Northwest Missouri	W	20-0
11/15	Southwest Missouri	L	19-38
11/22	at Southeast Missouri	L	14-17

1976 (5-3-1)
Coach: Ron Taylor
Captains: Not Available


9/11	Eastern Illinois	L	14-24
9/18	Kentucky State	L	26-36
9/25	at Evansville	W	38-28
10/2	at Southwest Missouri	W	20-6
10/16	at Lincoln	W	33-6
10/23	Southeast Missouri	T	3-3
10/30	at Central Missouri	L	20-34
11/6	Northwest Missouri	W	42-10
11/13	Missouri S&T	W	24-0

1977 (8-3)
Coach: Ron Taylor
Captains: Not Available

9/3	at Northern Iowa	W	37-28
9/10	at Eastern Illinois	W	10-7
9/17	at Kentucky State	L	21-24
9/24	South Dakota	W	19-7
10/1	Evansville	W	37-16
10/15	Southwest Missouri	W	49-0
10/22	Lincoln	W	57-0
10/29	at Southeast Missouri	L	0-10
11/5	Central Missouri	W	45-23
11/12	at Northwest Missouri	W	31-21
11/19	at Missouri S&T	L	19-21

1978 (6-4-1)
Coach: Ron Taylor
Captains: Pete Grathwohl, Darrell Buffington, Leonard Fagan

9/2	Central Arkansas	L	7-17
9/9	at South Dakota	L	9-14
9/16	Akron	W	14-13
9/23	at Eastern Illinois	L	12-29
10/7	at Cameron	T	20-20
10/14	Missouri S&T	W	8-7
10/21	Northwest Missouri	W	27-7
10/28	at Central Missouri	W	21-6
11/4	Southeast Missouri	W	21-7
11/11	at Southwest Missouri	L	10-12
11/18	at Lincoln	W	37-13



Bruce Craddock
1979-82
24-19-0 (.558)

1979 (4-7)
Coach: Bruce Craddock
Captains: Paul Wernsman, Charlie Calhoun

9/1	at Central Arkansas	L	14-16
9/15	at South Dakota	L	10-35
9/22	Eastern Illinois	L	3-46
9/29	Cameron	W	9-8
10/6	at Drake	L	6-41
10/13	at Missouri S&T	W	3-2
10/20	at Northwest Missouri	L	9-13
10/27	Central Missouri	W	35-16
11/3	at Southeast Missouri	L	3-31
11/10	Southwest Missouri	L	0-48
11/17	Lincoln	W	20-6

1980 (5-6)
Coach: Bruce Craddock
Captain: Eric Holm

9/6	at Akron	L	7-31
9/20	Tennessee Tech	L	20-28
9/27	at Eastern Illinois	L	7-41
10/4	at Western Illinois	W	17-14
10/11	Southeast Missouri	W	13-10
10/18	at Central Missouri	L	7-20
10/25	Northwest Missouri	W	14-10
11/1	at Southwest Missouri	L	3-7
11/8	at Lincoln	W	53-27
11/15	Missouri S&T	L	14-20
11/22	vs. Pittsburg State ¹	W	17-14

¹ - in St. Joseph, Mo.


1981 (6-4)
Coach: Bruce Craddock
Jon Walton, Bob Zumbahlen

9/5	at Nebraska-Omaha	L	12-24
9/12	at Tennessee Tech	L	7-16
9/19	Eastern Illinois	W	21-14
10/3	Western Illinois	L	7-17
10/10	at Southeast Missouri	W	34-19
10/17	Central Missouri	W	20-10
10/24	at Northwest Missouri	W	52-0
10/31	Southwest Missouri	W	27-20
11/7	Lincoln	W	62-24
11/14	at Missouri S&T	L	16-17

1982 (9-2)
Coach: Bruce Craddock
Captains: Tom Hayes, Kevin Collins, Roy Pettibone

9/4	Nebraska-Omaha	W	33-14
9/11	at Eastern Illinois	L	17-18
9/18	at Wartburg	W	38-0
9/25	at Western Illinois	W	27-10
10/9	Southeast Missouri	W	42-14
10/16	at Central Missouri	W	23-20
10/23	Northwest Missouri	W	63-13
11/6	at Lincoln	W	70-0
11/13	Missouri S&T	W	28-7
11/20	Minnesota St.-Mankato	W	59-14
11/27	at Jacksonville ¹	L	21-34

¹ - NCAA Division II Playoff Game



Jack Ball
1983-89
37-38-0 (.493)

1983 (4-7)
Coach: Jack Ball
Captains: Rich Otte, Tom Hayes, Roosevelt Goliday, Mike Yancey

9/3	at Nebraska-Omaha	L	7-12
9/10	at South Dakota	L	9-42
9/17	Minnesota-Duluth	W	20-19
9/24	Eastern Illinois	L	0-42
10/1	Northern Michigan	L	16-19
10/8	at Southeast Missouri	W	25-23
10/15	Central Missouri	L	13-31
10/22	at Northwest Missouri	W	27-21
11/5	Lincoln	W	42-6
11/12	at Missouri S&T	L	9-14
11/19	at Southwest Missouri	L	14-17

1984 (4-7)
Coach: Jack Ball
Captains: Scott Cummings, Don Morris, Brian Neubauer, Dave Waddell

9/1	Nebraska-Omaha	L	0-33
9/8	South Dakota	L	14-27
9/15	at Eastern Illinois	L	7-33
9/29	at Southwest Missouri	L	26-37
10/6	at Drake	L	17-31
10/13	Missouri S&T	W	31-20
10/20	at Lincoln	W	14-0
10/27	at Central Missouri	L	7-24
11/3	Northwest Missouri	L	20-42
11/10	Western Illinois	W	19-14
11/17	Southeast Missouri	W	28-10

1985 (8-3)
Coach: Jack Ball
Captains: John Busby, Chris Hegg, Andre Gillespie, Roydon Richards

9/7	Eastern Illinois	W	31-24
9/14	at Missouri Western	W	31-30
9/28	at Northern Michigan	L	21-24
10/5	Southwest Missouri	L	33-59
10/12	at Missouri S&T	W	21-20
10/19	Lincoln	W	28-0
10/26	Central Missouri	W	49-6
11/2	at Northwest Missouri	W	35-24
11/9	Central State	W	46-45
11/16	vs. Southeast Missouri ¹	W	39-24
11/23	at Northern Iowa	L	24-41

¹ - at Busch Stadium (St. Louis, Mo.)

1986 (5-5)
Coach: Jack Ball
Captains: Scott Griffith, Matu'u Matuu

9/6	at Eastern Illinois	L	31-41
9/13	Missouri Western	W	19-9
9/20	Northeastern State	W	33-28
9/27	at Northern Michigan	L	0-34
10/4	Northwest Missouri	W	19-17
10/18	at Lincoln	W	44-0
10/25	at Central Missouri	L	7-14
11/1	vs. Southeast Missouri ¹	L	23-38
11/8	Missouri S&T	W	31-21
11/15	at Central State	L	0-36

¹ - at Busch Stadium (St. Louis, Mo.)

1987 (4-7)
Coach: Jack Ball
Captains: Ernie Myerson, Matt Heidmann, Kevin Gorgal, Gerald Stovall


9/5	Grand Valley State	W	30-24
9/12	Eastern Illinois	L	10-16
9/19	at Northeastern State	L	21-38
9/26	Northern Michigan	L	13-27
10/3	Butler	L	22-27
10/10	at Northwest Missouri	W	23-0
10/17	Lincoln	W	51-9
10/24	at Missouri S&T	W	11-6
10/31	at Southeast Missouri	L	9-21
11/7	Central Missouri	L	33-35
11/14	Central State	L	12-28

1988 (7-3)
Coach: Jack Ball
Captains: Jim Burchett, Pat Grimshaw, Dave Inness, Gary Neubauer

9/3	at Grand Valley State	W	36-35
9/10	West Texas State	W	45-28
9/17	Emporia State	L	17-35
9/24	at Central State	L	14-31
10/1	Northwest Missouri	W	55-29
10/8	Southeast Missouri	W	22-13
10/22	at Central Missouri	L	16-17
10/29	Southwest Baptist	W	32-0
11/5	Missouri S&T	W	13-12
11/12	at Lincoln	W	37-9

1989 (4-7)
Coach: Jack Ball
Captains: Keith Guddehus, James McCoy, Dave Friese

9/2	Pittsburg State	L	0-43
9/9	at Missouri S&T	W	19-17
9/16	Washburn	L	3-21#
9/23	Southwest Baptist	W	28-24
9/30	at Missouri Southern	L	14-17
10/7	Central State	L	0-50
10/14	at Lincoln	W	43-9
10/21	Southeast Missouri	L	24-28
10/28	at Northwest Missouri	W	16-13
11/4	at Missouri Western	L	23-38
11/11	Central Missouri	L	16-22



Eric Holm
1990-94
37-19-0 (.660)

1990 (9-2)
Coach: Eric Holm
Captains: Jeff Frost, Greg Rideout, Chris Cannon, Bill Strickler

9/1	at Pittsburg State	L	30-64
9/8	Missouri S&T	W	24-17
9/15	at Washburn	W	44-17
9/22	at Southwest Baptist	W	13-3
9/29	Missouri Southern	W	25-3
10/6	vs. Central State ¹	W	43-42
10/20	at Southeast Missouri	W	26-7
10/27	Northwest Missouri	W	34-31
11/3	Missouri Western	W	21-0
11/20	at Central Missouri	W	13-3
11/17	at Pittsburg State ²	L	3-59

¹ - in Columbus, Ohio
² - NCAA Division II Playoff Game

1991 (5-6)
Coach: Eric Holm
Captains: Clint Coulter, Owen Doak, Marlowe Douglas, Dave Quentin

8/31	at Iowa Wesleyan	L	31-34
9/7	at Indiana-Pennsylvania	L	11-41
9/21	at Washburn	W	14-7
9/28	Emporia State	L	41-42
10/5	at Southwest Baptist	L	25-37
10/12	Pittsburg State	L	20-55
10/19	at Northwest Missouri	W	37-28
10/26	Central Missouri	L	37-38
11/2	Missouri Western	W	42-21
11/9	at Missouri Southern	W	43-42
11/16	Missouri S&T	W	17-16

1992 (9-3)
Coach: Eric Holm
Captains: Chad Guthrie, Matt McKnight, Robert Merriman, Greg Godi

9/5	Morningside	W	25-21
9/12	Iowa Wesleyan	W	37-7
9/19	Washburn	W	42-8
9/26	at Emporia State	L	7-24
10/3	Southwest Baptist	W	48-10
10/10	at Pittsburg State	L	21-35
10/17	Northwest Missouri	W	28-20
10/24	at Central Missouri	W	24-6
10/31	at Missouri Western	W	41-7
11/7	Missouri Southern	W	52-6
11/14	at Missouri S&T	W	36-14
11/21	at North Dakota State ¹	L	7-42

¹ - NCAA Division II Playoff Game


1993 (6-5)
Coach: Eric Holm
Captains: Chris Livingstone, Mike Roos, Andy Cramer, Geoff Hiddleston

9/4	at Iowa Wesleyan	W	17-13
9/11	Minnesota St.-Mankato	L	23-25
9/18	Central Missouri	L	18-36
9/25	at Northwest Missouri	W	38-16
10/2	at Missouri Southern	L	37-41
10/9	Emporia State	W	24-13
10/16	at Washburn	W	34-0
10/23	Missouri S&T	W	21-13
10/30	at Southwest Baptist	W	42-14
11/6	Pittsburg State	L	0-15
11/13	Missouri Western	L	6-42

1994 (8-3)
Coach: Eric Holm
Captains: Steve Thompson, Paul Grutter, Nick Della Vedova, Scott Hull

9/10	at Minnesota St.-Mankato	W	30-28
9/17	at Central Missouri	W	28-20
9/24	Northwest Missouri	W	37-10
10/1	Missouri Southern	W	37-21
10/8	at Emporia State	W	28-10
10/15	Washburn	W	50-31
10/22	at Missouri S&T	W	38-7
10/29	Southwest Baptist	W	45-6
11/5	at Pittsburg State	L	10-13
11/12	at Missouri Western	L	34-36
11/19	at North Dakota ¹	L	6-18

¹ - NCAA Division II Playoff Game



John Ware
1995-2003
54-43-0 (.556)

1995 (6-5)
Coach: John Ware
Captains: Matt Copeland, Mark Cross, Matt Nelson, Greg Trachsel

9/2	South Dakota	L	10-27
9/9	at Southwest Missouri	L	17-30
9/16	Missouri S&T	W	63-3
9/23	at Washburn	W	41-17
9/30	Pittsburg State	L	7-49
10/7	at Northwest Missouri	W	44-10
10/14	at Central Missouri	W	45-34
10/21	Missouri Western	W	42-21
10/28	at Missouri Southern	L	22-24
11/4	Emporia State	L	19-36
11/11	at Southwest Baptist	W	56-21



All-Time Scores

1999 (4-7)
Coach: John Ware
Captains: Jimm Blackmore, Todd Wolfe, Tony Marck, Tim Busen

9/2 at Illinois State	L	9-41
9/11 South Dakota	L	21-38
9/18 at Southwest Baptist	L	16-18
9/25 Missouri S&T	W	15-0
10/2 at Northwest Missouri	L	32-42
10/7 at Central Missouri	W	24-13
10/16 Missouri Western	L	19-28
10/23 at Missouri Southern	W	45-40
10/30 Emporia State	W	31-24
11/6 at Washburn	L	18-52
11/13 Pittsburg State	L	17-29

2000 (6-5)
Coach: John Ware
Captains: Curt Cira, John Naeve, Josh Raaz, Leo Smith

9/2 Northern Michigan	W	35-24
9/9 at South Dakota	L	14-38
9/16 Southwest Baptist	W	64-14
9/23 at Missouri S&T	W	49-0
9/30 Northwest Missouri	L	20-31
10/7 Central Missouri	W	28-14
10/14 at Missouri Western	L	19-20
10/21 Missouri Southern	W	30-28
10/28 at Emporia State	L	20-55
11/4 Washburn	W	45-42
11/11 at Pittsburg State	L	9-39

2001 (8-3)
Coach: John Ware
Captains: Jim Marischen, Brandon Montgomery, Jason Riney, Ryan Sullivan


9/1 Drake	W	40-29
9/8 at Quincy	W	51-7
9/15 Emporia State	L	14-34
9/22 Missouri S&T	W	61-0
9/29 at Southwest Baptist	W	43-14
10/6 at Washburn	W	27-26
10/13 Missouri Southern	W	37-9
10/20 at Northwest Missouri	W	24-23
10/27 at Pittsburg State	L	0-28
11/3 Central Missouri	L	27-58
11/10 at Missouri Western	W	42-35

2002 (6-5)
Coach: John Ware
Captains: Andrew Blakley, Dusty Burk, Nick Rood, Jake Willrich

9/7 at Drake	W	38-14
9/14 Quincy	W	69-14
9/21 at Emporia State	L	17-34
9/28 at Missouri S&T	W	57-28
10/5 Southwest Baptist	W	44-32
10/12 Washburn	L	21-26
10/19 at Missouri Southern	W	28-14
10/26 Northwest Missouri	L	24-31
11/2 Pittsburg State	L	35-49
11/9 at Central Missouri	L	3-17
11/16 Missouri Western	W	27-23

2003 (4-7)
Coach: John Ware
Captains: Greg Klipsch, Shaun Lowery, Tameem Yehyawi, Derek Kent

9/6 Winona State	L	13-49
9/13 at Illinois State	L	6-49
9/20 Pittsburg State	L	8-48
9/27 at Washburn	W	12-6
10/4 Emporia State	L	24-55
10/11 at Missouri Southern	W	15-3
10/18 Missouri Western	L	6-39
10/25 at Central Missouri	L	22-28
11/1 at Northwest Missouri	L	0-37
11/8 Missouri S&T	W	35-28
11/15 at Southwest Baptist	W	20-14



Shannon Currier
2004-08
20-35-0

2004 (2-9)
Coach: Shannon Currier
Captains: Jake Czeschin, Ted Guisinger, A.J. Weber, Ben Wilson

8/28 South Dakota	L	22-49
9/4 at Winona State	L	28-56
9/11 at Pittsburg State	L	7-77
9/18 Washburn	L	0-62
9/25 at Emporia State	L	21-38
10/2 Missouri Southern	L	20-30
10/9 at Missouri Western	L	16-27
10/16 Central Missouri	L	0-46
10/23 Northwest Missouri	L	42-45
10/30 at Missouri S&T	W	47-33
11/6 Southwest Baptist	W	26-0

2005 (2-9)
Coach: Shannon Currier
Captains: Marcus Yokeley, Richard Mayson, Tyrone McCormick, Steven Holman

8/27 Winona State	W	21-16
9/3 at South Dakota	L	24-63
9/10 at Northwest Missouri	L	0-17
9/17 at Central Missouri	L	17-69
9/24 Missouri Western	L	2-24
10/1 at Missouri Southern	L	17-41
10/8 Emporia State	L	12-41
10/15 at Washburn	L	14-21
10/22 Pittsburg State	L	14-66
10/29 at Southwest Baptist	L	36-38
11/5 at Okla. Panhandle St.	W	49-17

2006 (6-5)
Coach: Shannon Currier
Captains: Tyrone McCormick, Rich Mayson, Steve Holman, Larry Giglio

8/24 at Minn. St.-Mankato	L	34-16
9/2 at Winona St. (Minn.)	L	24-13
9/16 Northwest Missouri	L	31-10
9/23 Central Missouri	W	24-21
9/30 at Missouri Western	L	38-13
10/7 Missouri Southern	W	35-28
10/14 at Emporia State	W	14-13
10/21 Washburn	W	21-7
10/28 at Pittsburg State	L	45-21
11/4 Southwest Baptist	W	45-28
11/11 at Fort Hays State	W	40-15

2007 (6-5)
Coach: Shannon Currier
Captains: Matt Ticich, Jesse Cooper, Matt Burel

8/25 at Missouri S&T	W	38-31
9/8 Upper Iowa	W	55-31
9/15 at Central Missouri	L	27-7
9/22 at Northwest Missouri	L	53-6
9/29 Fort Hays State	W	26-11
10/6 at Southwest Baptist	W	55-31
10/13 Pittsburg State	L	40-0
10/20 at Washburn	L	71-35
10/27 Emporia State	W	33-30
11/3 at Missouri Southern	L	55-24
11/10 Missouri Western	W	37-28

2008 (4-7)
Coach: Shannon Currier
Captains: Matt Ticich, Matt Burel, Jason Thier, Andy Swedenhelm

9/6 Southern Arkansas ¹	W	34-21
9/13 Central Missouri	L	31-28
9/20 Northwest Missouri	L	49-0
9/27 at Fort Hays State	W	27-7
10/4 Neb.-Omaha	W	26-20ot
10/11 at Pittsburg St.	L	45-28
10/18 Washburn	L	31-17
10/25 at Emporia State	L	35-24
11/1 Missouri Southern	W	38-9
11/8 at Missouri Western	L	33-32
11/15 Missouri S&T	L	39-38ot


¹ - in Liberty, Mo.



Aaron Vlcko
2009
2-9

2009 (2-9)
Coach: Aaron Vlcko
Captains: Charlie Brunette, Phil Davis, Ryan Ploesser, Eric Sternberg

8/29 Minn. St.-Mankato	L	31-13
9/5 Okla. Panhandle St.	W	54-7
9/12 at Neb.-Omaha	L	38-0
9/19 Fort Hays State	L	41-31
9/26 at Northwest Missouri	L	70-0
10/3 at Central Missouri	L	38-3
10/10 Missouri Western	L	38-14
10/17 at Missouri Southern	L	20-16
10/24 Emporia State	L	30-24ot
10/31 at Washburn	L	37-7
11/7 Pittsburg St.	W	28-21



Gregg Nesbitt
2010 -
4-7 (.363)

2010 (4-7)
Coach: Gregg Nesbitt
Captains: Phil Davis, Shea Carr, Anthony Freeman, Michael Elliott, Ryan Ploesser

8/28 at St. Joseph's (Ind.)	W	23-13
9/4 Southwest Baptist	W	33-30
9/18 at Fort Hays State	L	34-9
9/25 Northwest Missouri	L	44-10
10/2 Central Missouri	L	38-14
10/9 at Missouri Western	L	29-7
10/16 Missouri Southern	W	23-6
10/23 at Emporia State	W	37-34
10/30 Washburn	L	45-12
11/6 at Pittsburg St.	L	17-14
11/13 Neb.-Omaha	L	62-61

An attempt has been made to use the current official names of opponent schools.

The NCAA only recognizes on-the-field results. forfeits are counted on the coaches career record, but not counted in the official record.

Missouri NCAA Football All-Time Records

School	Affiliation	W	L	T	Pct.
Truman	DII	530	371	34	.585
Northwest Missouri	DII	492	386	32	.558
Univ. of Missouri	BCS	617	520	52	.541
Westminster	DIII	183	160	17	.532
Missouri Western	DII	230	205	9	.528
Washington Univ.	DIII	482	453	28	.515
Central Missouri	DII	496	485	51	.505
Missouri State	FCS	442	444	40	.499
Missouri Southern	DII	217	219	7	.498
Southeast Missouri St.	FCS	414	456	37	.477
Missouri S&T	DII	382	523	35	.425
Lincoln	DII	171	297	10	.368
SW Baptist	DII	86	202	2	.300

Division II Programs By Wins

Team	Yrs.	Won	Lost	Tied	Games	Pct.
<i>Pittsburg St.</i>	103	641	328	47	1016	0.654
Tuskegee	115	627	343	49	1019	0.639
Central Okla.	105	588	350	46	984	0.621
Hillsdale	118	588	393	46	1027	0.595
Tex. A&M-Kingsville	82	575	263	16	854	0.683
Carson-Newman	95	574	306	31	911	0.647
West Chester	82	535	247	17	799	0.680
Truman	103	530	371	34	935	0.585
Arkansas Tech	96	528	331	38	897	0.610
Virginia St.	108	524	341	53	918	0.600
Northern St.	105	520	362	32	914	0.586
Virginia Union	110	516	347	47	910	0.593
Neb.-Kearney	87	507	285	27	819	0.636
<i>Washburn</i>	<i>119</i>	<i>502</i>	<i>544</i>	<i>44</i>	<i>1090</i>	<i>0.481</i>
<i>Central Mo.</i>	<i>114</i>	<i>496</i>	<i>485</i>	<i>51</i>	<i>1032</i>	<i>0.505</i>
Indiana (PA)	81	494	249	23	766	0.660
<i>Northwest Mo. St.</i>	<i>94</i>	<i>492</i>	<i>386</i>	<i>32</i>	<i>910</i>	<i>0.558</i>
Chadron St.	96	486	332	14	832	0.593
Catawba	91	479	397	26	902	0.545
Tex. A&M-Commerce	93	477	397	31	905	0.544
<i>Emporia St.</i>	<i>113</i>	<i>465</i>	<i>505</i>	<i>45</i>	<i>1015</i>	<i>0.480</i>
Central Wash	92	461	299	23	783	0.603
West Tex. A&M	99	459	477	21	957	0.491
Ouachita Baptist	104	456	424	42	922	0.517
Southeastern Okla.	99	453	446	45	944	0.504

MIAA schools in italics



THE MIAA



Univ. of Central Missouri



Emporia State Univ.



Fort Hays State Univ.



Lincoln Univ.



Missouri Southern St. Univ.



Missouri Western St. Univ.



Northwest Missouri St. Univ.



Pittsburg State Univ.



Southwest Baptist Univ.

Commissioner:
Asst. Commissioner-Championships/Business:
Asst. to the Commissioner/Compliance:
Director of Communications:

Dr. Bob Boerigter
 Larry House
 Amber Feldman
 Kellen Coleman

114 W. 11th St.
 Suite 105
 Kansas City, Mo. 64105
 (816) 421-MIAA (6422)
 www.themiaa.com



Truman State Univ.



Washburn Univ.

School	Year Joined	Sports Sponsorship	Nickname	Location	Enrollment	Athletics Director
Univ. of Central Missouri	1912	16	Mules/Jennies	Warrensburg, Mo.	11,000	Jerry Hughes
Emporia State University	1991	15	Homets/Lady Hornets	Emporia, Kan.	6,528	Kent Weiser
Fort Hays State Univ.	2006	16	Tigers	Hays, Kan.	9,000	Curtis Hammeke
Lincoln	1970-99; 2010	13	Blue Tigers	Jefferson City, Mo.	3,300	Betty Kemna
Missouri Southern	1989	16	Lions	Joplin, Mo.	5,300	Jared Bruggeman
Missouri Western	1989	10	Griffions	St. Joesph, Mo.	5,295	Dave Williams
Northwest Missouri	1912	15	Bearcats	Maryville, Mo.	6,500	Wren Baker
Pittsburg State University	1989	13	Gorillas	Pittsburg, Kan.	6,750	Jim Johnson
Southwest Baptist University	1986	16	Bearcats/Lady Bearcats	Bolivar, Mo.	3,600	Mike Pitts
Truman State University	1912	20	Bulldogs	Kirksville, Mo.	6,000	Jerry Wollmering
Washburn Univ.	1989	10	Ichabods/Lady Blues	Topeka, Kan.	7,400	Loren Ferre'





2010 MIAA Review

	MIAA					OVERALL				
	W	L	PF	PA	Pct.	W	L	PF	PA	Pct.
Northwest Missouri (3)	9	0	360	181	1.000	12	2	480	289	.857
Central Missouri (5)	8	1	318	209	.889	11	3	562	390	.786
Missouri Western (24)	6	3	240	222	.667	8	4	381	267	.667
Washburn	6	3	341	240	.667	8	4	446	317	.667
Neb.-Omaha	5	4	331	292	.556	5	6	383	362	.455
Pittsburg State	3	6	215	257	.333	6	6	273	289	.500
Emporia State	3	6	172	283	.333	5	6	222	297	.455
Truman	2	7	187	309	.222	4	7	243	352	.364
Missouri Southern	2	7	177	262	.222	4	7	245	269	.364
Fort Hays State	1	8	223	309	.111	3	8	313	352	.273

() = Rank in AFCA Division II Poll

2010 All-Conference Team

Offensive Player Of The Year
Eric Czerniewski, Sr. QB Central Missouri

Freshmen of the Year:
Nate Dreiling, LB, Pittsburg State

Defensive Player Of The Year:
Ryan Jones, Sr. DB, Northwest Missouri

Coach of the Year:
Mel Tjeerdsma, Northwest Missouri

First-Team Offense

Eric Czerniewski, Sr.	UCM	QB
Anthony Stewart, Sr.	UCM	RB
Vershon Moore, So.	WU	RB
Jamorris Warren, Sr.	UCM	WR
Jake Soy, Jr.	NWMSU	WR
DeMarco Cosby, Sr.	UCM	TE
Dennis Bergland, Sr.	UNO	OL
Jason Wiseman, Sr.	NWMSU	OL
Dane Wardenburg, Sr.	NWMSU	OL
Brian Folkers, Jr.	WU	OL
Harrison Lingenfelter, Sr.	UNO	OL
Steve Ivanisevic, Sr.	WU	K
Jordan Simmons, So.	NWMSU	KR/PR

First-Team Defense

Daniel Webb, Sr.	ESU	DL
Brandon Williams, So.	MSSU	DL
Jacob Crossman, Sr.	FHSU	DL
Robertot Davis, Sr.	NWMSU	DL
Josh Lorenson, Jr.	NWMSU	DL
Chad Kilgore, Jr.	NWMSU	LB
Willie Horn, Sr.	NWMSU	LB
Sean Whitters, Sr.	MWSU	LB
Ryan Jones, Sr.	NWMSU	DB
Marlon Douglas, Jr.	UCM	DB
Jack Long, Jr.	MWSU	DB
Michael Elliott, Jr.	TRUMAN	DB
Jared Witter, Sr.	PSU	P

Second-Team Offense

Blake Bolles, Sr.	NWMSU	QB
Levi Terrell, So.	UNO	RB
James Walker, Sr.	FHSU	RB
Joe Hastings, Sr.	WU	WR
O.J. Murdock, Sr.	FHSU	WR
Mike Higgins, Sr.	UNO	TE
Mark Chestnut, Sr.	PSU	OL
Ty Lewis, Sr.	WU	OL
Brett Grozinger, Sr.	NWMSU	OL
Logan Freeman, So.	UCM	OL
Ian Sexton, Jr.	MSSU	OL
Aaron Jamieson, So.	UCM	K
Terrell Downing, So.	MWSU	KR/PR

Second-Team Defense

P.J. South, Sr.	UCM	DL
David Bass, So.	MWSU	DL
Ryan Ploesser, Sr.	TRUMAN	DL
Dakota Palan-Johnson, Jr.	WU	DL
Nate Dreiling, Fr.	PSU	LB
Marty Pfannenstiel, Jr.	WU	LB
Nathan Linsey, Sr.	ESU	LB
Pierre Desir, So.	WU	DB
Derek Lohmann, So.	ESU	DB
Justin Cowper, Sr.	MSSU	DB
Justin Welch, Sr.	NWMSU	DB
Alex Kuhlman, Sr.	PSU	DB
Michael Stadler, Sr.	NWMSU	P

DII Playoffs



First-Round
NWMSU def. Mo. Western 28-24
Central Mo. def. West Texas A&M 55-35

Second-Round
Central Mo. def. Abilene Christian 55-41
NWMSU def. Texas A&M Kingsville 35-31

Quarterfinals
NWMSU def. Central Mo. 37-20

Semifinals
Minn.-Duluth def. NWMSU 17-13

Championship Game
NWMSU def. Grand Valley St. 30-23

Bowl Games



2010 Kanza Bowl (Topeka, Kan)
Washburn def. Midwestern St. 45-14



2010 Mineral Water Bowl (Excelsior Springs, Mo.)
Pittsburg St. def. Concordia St. Paul 13-9

2010 MIAA Players of the Week

	OFFENSE	DEFENSE	SPECIAL TEAMS
8/30	Eric Czerniewski - UCM	Jahmil Taylor - WU	Jon Thomas - PSU
9/6	O.J. Murdock - FHSU	Nate Dreiling - PSU	Brad Beckwith - MWSU
9/13	Dalton Krysa - MWSU	Joseph Bangali - UCM	Brad Beckwith - MWSU
9/20	Blake Bolles - NWMSU	Deondre Williams - MWSU	Tyler Chilson - ESU
9/27	Jamorris Warren - UCM	Shaquil Barrett - UNO	Michael Stadler - NWMSU
10/4	John Teigland - UNO	Nate Dreiling - PSU	Jake Craig - PSU
10/11	Joe Hastings - WU	Deonte Ball - UCM	Steve Ivanisevic - WU
10/18	Anthony Stewart - UCM	Michael Elliott - TSU	Derek Koon - TSU
			Tyler Chilson - ESU
10/25	Eric Czerniewski - UCM	Brandon Williams - MSSU	Dallas Herndon - MSSU
11/1	Eric Czerniewski - UCM	Dakota Palan-Johnson WU	Carmen Torneden - UNO
11/8	Blake Bolles - NWMSU	Willie Horn - NWMSU	Todd Adolf - NWMSU
		Ne'Ronte Threatt - MSSU	
11/15	John Teigland - UNO	Jahmil Taylor - WU	Brad Beckwith - MWSU





MIAA Championships

School	Titles Won	Last Championship
Truman	26	1988
Northwest Missouri St.	24	2010
Southeast Missouri St. <i>Now a member of Division I FCS</i>	17	1988
Pittsburg State	10	2004
Central Missouri	8	2003
Missouri S&T <i>Now an Independent member of Division II</i>	8	1983
Southwest Missouri St. <i>Now a member of Division I FCS</i>	7	1978
Emporia State	1	2003
Lincoln <i>Will rejoin the league in 2011</i>	1	1972
Missouri Southern	1	1993
Missouri Western	1	2003
Washburn	1	2005

Truman MIAA Players Of The Week

1994		2002	
Sept. 11	Steve ThompsonQB	Sept. 9	Dusty BurkQB
Oct. 9	Jarrett AndersonRB	Sept. 9	Tameem YehyawiLB
Nov. 6	Paul GrutterLB	Oct. 21	Dusty BurkQB
		Nov. 18	Judd LienhardLB
1995		2003	
Oct. 9	Nate MinnisQB	Sept. 30	Mark KamphoefnerK/P
Oct. 16	Jarrett AndersonRB	Oct. 28	Tameem YehyawiLB
Oct. 23	Jarrett AndersonRB		
1996		2004	
Sept. 23	Jarrett AndersonRB	Oct. 25	Jake CzeschinQB
Sept. 30	Jarrett AndersonRB	Nov. 1	Jake CzeschinQB
Oct. 21	Jarrett AndersonRB		
Oct. 28	Zac AllisonLB	2006	
Nov. 11	Jarrett AndersonRB	Sept. 25	Jake CunninghamRB
Nov. 18	Jarrett AndersonRB	Sept. 25	Les HammersDE
		Oct. 16	Les HammersDE
		Oct. 23	Les HammersDE
1997		2007	
Sept. 22	Tommy HernandezCB	Aug. 27	Garret FeigDB
Oct. 6	James RossWR	Sept. 10	Matt TicichQB
		Oct. 29	Mickey MasucciK/P
		Nov. 12	Matt TicichQB
1999		2008	
Oct. 11	Jason ChambersLB	Sept. 8	Jason ThierLB
Oct. 25	Eric HoweQB	Oct. 6	Demetrius LavantDB
Nov. 1	Eric HoweQB	Oct. 6	Mickey MasucciK/P
		2010	
2000		Oct. 18	Michael ElliottDB
Oct. 9	Jason WillrichLB	Oct. 18	Derek KoonK
Nov. 6	Eric HoweQB		
2001			
Oct. 1	Eric HoweQB		
Oct. 8	Derek KentSS		
Oct. 22	Eric HoweQB		

2010 Northwest Missouri State	1996 Northwest Missouri State	1982 Truman	1968 Southeast Missouri State	1951 Truman	1934 Truman
2009 Northwest Missouri State	Pittsburg State	1981 Truman	1981 Truman	Southwest Missouri State	1933 Truman
2008 Northwest Missouri State	1995 Pittsburg State	1980 Missouri-Rolla	1966 Southwest Missouri State	1950 Missouri-Rolla	1932 Truman
2007 Northwest Missouri State	1994 Pittsburg State	1979 Northwest Missouri State	1965 Truman	1949 Missouri-Rolla	1931 Northwest Missouri State
2006 Northwest Missouri State	1993 Missouri Southern	1978 Southwest Missouri State	1964 Truman	1948 Northwest Missouri State	1930 Truman
2005 Washburn	1992 Pittsburg State	1977 Missouri-Rolla	1963 Southwest Missouri State	Southwest Missouri State	1929 Truman
2004 Pittsburg State	1991 Pittsburg State	Southeast Missouri State	1962 Southeast Missouri State	1947 Missouri-Rolla	1928 Truman
2003 Central Missouri	1990 Pittsburg State	1976 Truman	1961 Truman	1946 Southeast Missouri State	Southwest Missouri State
Emporia State	1989 Pittsburg State	Southeast Missouri State	1960 Truman	1943-45 No MIAA play-World War II	1927 Truman
Missouri Western	1988 Central Missouri	1975 Southeast Missouri State	1959 Southeast Missouri State	1942 Northwest Missouri State	1926 Central Missouri
Northwest Missouri State	Truman	1974 Northwest Missouri State	1958 Southeast Missouri State	Southeast Missouri State	1925 Northwest Missouri State
Pittsburg State	Southeast Missouri State	1973 Southeast Missouri State	1957 Southeast Missouri State	1941 Missouri-Rolla	1924 Truman
2002 Northwest Missouri State	1987 Central Missouri	1972 Lincoln	1956 Central Missouri	Northwest Missouri State	
2001 Pittsburg State	Southeast Missouri State	Northwest Missouri State	Missouri-Rolla	1940 Southwest Missouri State	
2000 Northwest Missouri State	1986 Central Missouri	1971 Truman	1955 Southeast Missouri State	1939 Northwest Missouri State	
1999 Northwest Missouri State	1985 Truman	1970 Central Missouri	1954 Truman	1938 Northwest Missouri State	
1998 Northwest Missouri State	1984 Northwest Missouri State	Truman	1953 Truman	1937 Southeast Missouri State	
1997 Northwest Missouri State	1983 Central Missouri	1969 Truman	1952 Truman	1936 Truman	
	Missouri-Rolla	Southeast Missouri State	Northwest Missouri State	1935 Truman	





Truman Athletics

TRUMAN ATHLETICS



- ◆ **20 Sports Sponsored, most of any state school in Missouri.**
- ◆ **One of the top Division II Academic All-American producing schools.**
- ◆ **Has the Top Academic Success Rate among Missouri Schools.**
- ◆ **Student-Athletes had an average GPA of 3.20 with 46 with a 4.0 in 2010-11**

ACADEMIC ALL-AMERICANS

Truman State University is one of the top schools in all of the country in producing Academic All-Americans.

The Bulldogs have had 95 Academic All-Americans since the programs inception in 1952 by the College Sports Information Directors of America which is 24th overall and first in Division II.

To be eligible for the Academic All-America honor, a student-athlete must have at least a 3.30 GPA and earn first-team all-district honors that are voted by the district's sports information directors.

Truman Academic All-Americans since 2000

2000 Jason Reinberg (MBB)	2003 Matt Helbig (TF)	2006 Sarah Shearman (VB)
2000 Heather Mackie (SB)	2003 Britini Bufurd (SB)	2007 Brittany Anderson (SW)
2000 Beth Luebbering (TF)	2003 Kelli Dudley (SW)	2007 Lija Kaleps-Clark (SW)
2001 Austin Lepper (FB)	2003 Liz Hug (SW)	2007 Jacquie Faust (TF)
2001 Lance Dorsey (FB)	2003 Sarah Dance (SW)	2009 Peter Bracha (Tennis)
2001 Nathan Artz (Tennis)	2003 Sara Murray (Soc)	2009 Kate Aheme (SW)
2001 Heather Mackie (SB)	2004 Jared Atwood (Soc)	2009 Tanya Sylvester (SW)
2001 Beth Luebbering (TF)	2004 Diana Betsworth (SW)	2009 Lindsay Blair (Tennis)
2001 Laura Potts (Golf)	2004 Sarah Dance (SW)	2010 Kate Aheme (SW)
2001 Casey Felkerson (VB)	2004 Sara Murray (Soc)	2010 Andrew McCall (SW)
2001 Jenny Glenn (VB)	2005 Jared Atwood (Soc)	2010 Tanya Sylvester (SW)
2002 Austin Lepper (FB)	2005 Diana Betsworth (SW)	2010 Peter Bracha (Tennis)
2002 Tameem Yehyawi (FB)	2005 Sarah Dance (SW)	2010 Katrina Biermann (TF)
2002 Bridget Riley (SW)	2005 Lauren Cepicky (Soc)	2011 Tanya Sylvester (SW)
2002 Liz Hug (SW)	2006 Randy Beilsmith (Bsb)	2011 Alex Henderson (MBB)
2002 Beth Luebbering (TF)	2006 Gregg Nurrenbern (Wr)	2011 Megan Buri (WSoc)
2002 Kayse Hahn (TF)	2006 Brittany Anderson (SW)	
2003 Tameem Yehyawi (FB)	2006 Lija Kaleps-Clark (SW)	



I chose
Division II

WHAT IS DIVISION II?

Division II (or DII) is an intermediate-level division of competition in the National Collegiate Athletic Association. It offers an alternative to both the highly competitive (and highly expensive) level of intercollegiate sports offered in NCAA Division I and to the non-scholarship level offered in Division III.

Division II teams usually feature a number of local or in-state student-athletes. Many Division II student-athletes pay for school through a combination of scholarship money, grants, student loans and employment earnings. Division II athletics programs are financed in the institution's budget like other academic departments on campus. Traditional rivalries with regional institutions dominate schedules of many Division II athletics programs.





Truman Athletics

DIRECTOR OF ATHLETICS



Jerry W. Wollmering was named the Director of Athletics at Truman in September of 1999.

Since coming to Kirksville, Wollmering has helped Truman be one of the top athletics departments in NCAA Division II -- both athletically and academically.

The Bulldogs have finished in the top-10 in the Directors' Cup standings in six of the 11 years Wollmering has been at Truman. In 2003-04, he led the athletics program to a third-place finish in that national program, the highest ever for an active member of the MIAA at that time.

Academically, Truman regularly ranks among the top schools in the MIAA and in the nation in graduation rates. In the latest NCAA Academic Success Rate date, 11 of the 17 sports counted had a 100% success rate.

Wollmering has also served the MIAA as chair of the finance committee and been a member of the NCAA Division II Swimming & Diving Committee.

Prior to coming to Truman, Wollmering served

as associate athletics director of finance and administration at Bowling Green State University in Ohio since January of 1998. He was also the assistant athletics director for financial affairs for two years at BGSU, prior to his becoming an associate AD.

Wollmering earned a bachelor's degree in business administration and accounting from Drake University in 1987, and a master's degree in physical education and athletic administration from Kent State University in 1993. He is also a certified public accountant with experience as an auditor.

Before arriving at Bowling Green, Wollmering was an assistant athletic director at Southeast Missouri State University, a Division I program, for approximately 18 months. While working on his master's degree, Wollmering was a graduate assistant to the athletic director at Kent.

A native of Ft. Madison, Iowa, he was a varsity letterman in cross country and track at Drake. Wollmering and his wife, Alicia, have three daughters: Leah, Erica and Kate.



ASSOCIATE ATHLETIC DIRECTOR



Linda Anderson joined the Truman Athletics department in 2007 as Associate Director and Senior Women's Administrator.

During her time at Truman, she has served as the department's compliance officer and been a liaison to the campus in various capacities.

Anderson has been involved in athletics for over 25 years last serving as Director

of Athletics at Maryville University in St. Louis the three years prior to coming to Truman.

While at Maryville, she worked with the School of Business to develop a Sports-Administration em-

phasis while adding men's and women's track and field and also served on committees with the St. Louis Intercollegiate Athletic Conference.

For nearly 20 years, Anderson served as Associate Director of Athletics and SWA at Division III, Saint Mary's University in Winona, Minn.

At St. Mary's, Anderson held coaching duties as the school's volleyball and softball coach. She was named the Minnesota Intercollegiate Athletics Conference Volleyball Coach of the Year in 1990.

Anderson started her career in college athletics at Bemidji State (Minn.) as an Interim Director of Women's Athletics, Interim Volleyball Coach and Head Softball Coach while completing her masters degree in Physical Education, Health, Coaching and Administration.

SPORTS MEDICINE

The training room is home base for the sports medicine program at Truman State University. The purpose of the program is to work toward the prevention of athletic injuries, care for those injuries that do happen and work for complete recovery through rehabilitation so that the student-athlete can return to competition as safely and quickly as possible. The program works under the direct supervision of three full-time experienced trainers and two physicians. If an athlete should be injured while participating in an intercollegiate sport, they will be evaluated by a highly competent training staff member and treated as needed or referred to necessary medical personnel.

The main training room is on the lower level of Pershing Building just off the northeast corner of Pershing Arena. Both the head athletics trainer's and assistant athletics trainer's offices are located in this area. The student trainers assigned to each sport also use this as their main area of contact.

It contains 7 treatment tables and 2 taping tables. Two whirlpools, muscle



stimulation, ultrasound, and a variety of other modalities are available to treat injured athletes. This athletic training room also contains rehabilitation room containing a variety of rehabilitation equipment

A secondary training room in the football kennels, located south of Pershing Building, is mainly used during fall and spring practices because of its proximity to the football practice field and outdoor track. It contains eight treatment tables, four taping tables, and three whirlpools. This facility is equipped with modalities and rehabilitation equipment similar to that in the Pershing athletic training room.

WHAT'S IN A NICKNAME?

Why was the nickname, Bulldogs, selected for Truman State University? O.C. Bell in 1908 referred to his performers as Bulldogs, but it wasn't an official designation. So far as is known, this term wasn't used again until the spring of 1915.

At the time, a committee of students, including the late President Emeritus Walter H. Ryle, recommended the adoption of the "Bulldog" as the official emblem because of the beast's tenacity and ability to fight desperately to the end.

The spirit of the Bulldog has been evident since the name was selected 90 years ago. It's not unique though, as at least 16 NCAA schools have adopted the "Bulldog".





Stokes Stadium

Stokes Stadium was named in honor of James S. Stokes, a Truman Physics professor. Stokes appointed a custodian of equipment and grounds by President Fair in 1925 and design the stadium in the southend of the campus that was known for being a marsh area.

The Stadium opened in 1930, with Central Methodist spoiling the first game by defeating the Bulldogs by a 12-7 score.

The new home was an immediate success though, as Truman won the next 30 games played in Kirksville, still the longest home winning streak in school history. Since Truman started playing at Stokes stadium, the Bulldogs have an all-time record of 222-120-9, with one of those losses later being forfeited to Truman.

Stokes Stadium was rebuilt in the summer of 1962 to seat approximately 4,000 spectators. The concrete structure has fiberglass seats and a press box.

Before the start of the 1991 season, the University installed a ramp system and seating to accommodate individuals with disabilities.

During the summer of 1999, construction was completed underneath the stadium. Restrooms, a ticket booth and concession stands were built, and the surface was leveled.

In the summer of 2005, a new scoreboard with a scrolling message board was installed behind the west endzone.

In 2009, Stokes Stadium added a new playing surface when the Bulldogs take the field on Aug. 28th. In partnership with the student athletics fee, private donations and University capital improvements, AstroTurf GameDay Grass 3D was installed over the summer to replace the natural grass surface.

New in 2011 is a new sound system for the stadium that will enhance and improve on the gameday experience.



Locker rooms for home and visiting players are located on the west side of the field in the brick buildings known as the "Bulldog Kennels". Truman's locker room recently received a renovation prior to the 2004 season.

The Kennels were built in 1938 and was designed by Otho Barnett, a faculty member. The north wing, that was constructed in 1953 was originally built to house 35 student-athletes as a dorm but was converted to a meeting area and athletic training room.

The field is surrounded by the state-of-the-art Gardner Track with an all-weather surface constructed in the summer of 1996. It was named in honor of former Truman player, coach and Director of Athletics, Kenneth Gardner.

Just west of the Stadium is Red Barn Park, where the university holds tailgate functions before games.

Prior to Stokes Stadium, the Bulldogs played on Kirk Field, located in the northeast part of the current campus.

Stadium Facts	
Opened:	Oct. 10, 1930
Surface:	AstroTurf GameDay Grass 3D
Installed:	Summer 2009
Home Record:	228-132-9 (.634)
Longest Winning Streak:	30 Games (1930-36)
Last Undefeated Season:	1994 (5-0)
Last Winless Season:	1974 (0-5)

