

2009 SCHEDULE



vs. Minnesota St. - Mankato

Saturday, Aug. 29th
7:00 p.m. ~ Stokes Stadium



vs. Oklahoma Panhandle St.

Saturday, Sept. 5th
12:00 p.m. ~ Stokes Stadium



@ Nebraska-Omaha

Saturday, Sept. 12th
6:00 p.m. ~ Omaha, Neb.



vs. Fort Hays State (Kan.)

Saturday, Sept. 19th
7:00 p.m. ~ Stokes Stadium
Family Night



@ Northwest Missouri

Saturday, Sept. 26th
1:00 p.m. ~ Maryville, Mo.



@ Central Missouri

Saturday, Oct. 3rd
1:30 p.m. ~ Warrensburg, Mo.



vs. Missouri Western

Saturday, Oct. 10th
2:00 p.m. ~ Stokes Stadium
Homecoming



vs. Missouri Southern

Saturday, Oct. 17th
2:00 p.m. ~ Joplin, Mo.



vs. Emporia State (Kan.)

Saturday, Oct. 24th
1:00 p.m. ~ Stokes Stadium



vs. Washburn (Kan.)

Saturday, Oct. 31st
1:00 p.m. ~ Topeka, Kan.



vs. Pittsburg State (Kan.)

Saturday, Nov. 7th
1:00 p.m. ~ Stokes Stadium



2009 TRUMAN FOOTBALL

Schedule/Practice Schedule	1
Football Quick Facts	1
Media Information	2
Bulldog Football	3
Head Coach Aaron Vlcko	4-5
Defensive Coordinator Ryan Nourse	6
Offensive Coordinator Marty Costello	7
Assistant Coaches & Staff	8-9
Numerical Roster	10-11
Alphabetical Roster	10-11
Roster Breakdown	12-13
Returning Players	14-28
Newcomers	29-31
Lifting Records	31

2008 SEASON-IN-REVIEW

Season in Review	32
Offensive Statistics	33
Defensive Statistics	34
Team Statistics	34
2008 Highs/Lows	35
Long Plays	36
Game-by-Game Recaps	37-47
Game-by-Game Stats	48
Red Zone Stats	49

HISTORY/RECORDS/AWARDS

Rushing Records	50
Passing Records	51
Receiving Records	52
Special Team Records	53
Defensive Records	54
Total Offense & Scoring Records	55
Bulldog Football History	56
Truman Hall of Fame	56
Harlon Hill Winner Jarrett Anderson	57
Derringer Cade Inspirational Award	57
Truman All-Americans	58
1900-1999 All-Century Team	58
Truman First-Team All-MIAA	59
Retired Bulldog Numbers	59
First-Team Academic All-Americans	59
Truman in the NCAA Records	60
Truman in the Postseason	61-62
Bulldog Football Timeline	63
Gridiron Greats	64-66
Bulldog Letterwinners	67-69
All-Time Head Coaches	69
Year-by-Year Scores	70-72

COACHING STAFF

Head Coach: Aaron Vlcko
Alma Mater, Year: Coe College (1994)
Career Record: First Season
Truman Record: First Season/5th Season

Assistant Coaches:
Offensive Coordinator/OL: Marty Costello
Defensive Coordinator: Ryan Nourse
Def. Line/Strength: Matt St. Germain
Running Backs: John Thomas
Wide Receivers: Walker Graher
Def. Backs/Recruiting: Thomas Kearney
Graduate Assistant: Andy Swedenhjelm
Graduate Assistant: Justin Gumm
Student Assistant: Keith Alberti
Director of FB Ops: Brian Austin
Student Manager: Brandon Yost
Athletic Trainer: Michelle Boyd

2009 OPPONENTS

All-Time Series Records	73
MIAA Composite Schedule	73
2009 Game-by-Game Information	74-85
The Old Hickory Stick	79

MIAA

MIAA	86
2008 Standings/All-Conference Team	87
MIAA Team Stats	88
MIAA Individual Stats	88
MIAA Records	89-92
Past MIAA Champions	93

TRUMAN

Truman Athletics	94-97
Truman State University	98-99
Stokes Stadium/Weight Room	100
Staff Directory	100

CREDITS

Editor: Kevin White, Athletics Media Relations
Copy: Kevin White
Photography: Tim Barcus, Public Relations; Kevin White, Tyler Madsen, Laura Eagle
Inside Cover Design: Wintson Vanderhoof, Truman Publications
Printing: Kelly Press, Columbia, Mo.
Special thanks to Bill Cable, Retired Sports Information Director, for historical stories and information throughout the media guide.



This media guide is dedicated to the two previous sports information directors and my mentors, Bill Cable and Melissa Ware. ~KW

TRUMAN STATE UNIVERSITY

Location: Kirksville, Mo.
Founded: 1867
Enrollment: 5,800
Nickname: Bulldogs
Colors: Purple and White
Stadium: Stokes Stadium
Capacity/Surface: 4,000/
Astro Turf GameDay Grass 3D
Conference: Mid-America Intercollegiate Athletics Association (NCAA Div. II)
President: Dr. Darrell Krueger
Director of Athletics: Jerry Wollmering
Sports Information Director: Kevin White
SID Email: kwhite@truman.edu
Web Site: <http://gobulldogs.truman.edu>
Ticket Information: (660) 785-4276

FOOTBALL HISTORY

First Year of Football: 1900
Postseason Record (Yrs.): 1-4 (5 yrs.)
Last Postseason Appearance: 1994
All-Time Truman Record: 524-355-34
(.592, 101 yrs.)
MIAA Record: 292-172-20 (.623, 80 yrs.)
MIAA Championships: 26 (1988)



104.7 FM SUPERSTATION KRES

KRES 104.7 FM, the Superstation, enters its 14th season as the official 'Voice of the Bulldogs'.

KRES broadcasts Truman football, as well as the men's and women's basketball games.

Brad Boyer, Chad Speaker and Hank Janssen bring the thrill and excitement of Truman football to fans.

Boyer, KRES's sports director for the last 20 years will handles the play-by-play while Speaker will begin his first year as a full time member of the broadcast team doing the color commentary. Long-time analyst Hank Janssen will report from the sidelines and Kevin White, Director of Athletics Media Relations will join the booth for the pregame and postgame.

Boyer was recently honored with a Distinguished Service Award by the Missouri State High School Activities Association.

Speaker is a native of Western Kansas and is a

proud graduate of the University of Kansas. Speaker has been one of the stations top announcers during their award winning high school athletics coverage, including calling state championship games in various sports.

Janssen has been a fixture on Truman Athletic broadcasts since the late 70s

Football broadcasts begin 40 minutes before each game. The pregame show features a visit with both head coaches, a look inside the numbers, a weekly update from the MIAA and a player profile.

Halftime brings a recap of the first-half and a look at other Bulldog sports. After each contest, Boyer conducts a brief live interview with the coach and selects the Truman Player of the Game.

The KRES sports department has earned several awards from the Missouri Broadcasters Association, including a certificate of merit for its play-by-play of the 1997 Central Missouri double overtime football game. It was the second award for Truman football broadcasts for KRES.

The station has also earned three awards for its Bulldog basketball broadcasts, including a first-place finish for Boyer for his play-by-play of a triple over-time elite eight game in 1999.



Chad Speaker

Brad Boyer



Hank Janssen

LOCAL MEDIA OUTLETS

Kirkville Daily Express

110 E. McPherson
Kirkville, Mo. 63501
660-665-2805
660-665-2608 FAX
www.kirkvilledailyexpress.com
Jason Hunsicker (Sports Editor)
Bud Schrader (Sports Writer)

P.O. Box 945
Kirkville, Mo. 63501
660-627-3333
660-667-1885 FAX
www.ktvo.com
Fred Beck (Sports Director)



P.O. Box 130
Kirkville, Mo. 63501
660-665-7748
660-665-0711 FAX
www.1450kirkx.com
John McConnell (Sports Director)



THE KANSAS CITY STAR

1729 Grand Ave.
Kansas City, Mo. 64108
816-234-4355
816-234-4360 FAX
www.kcstar.com

301 S. 36th St.
Quincy, Ill. 62301
217-222-6206
217-222-5078 FAX
www.khqa.com
Chris Duerr (Sports Director)
Tyler Fulghum (Sports Reporter)



Truman State University
100 E. Normal
Kirkville, Mo. 63501
660-785-4449
660-785-7601 FAX
www.trumanindex.com



513 Hampshire St.
Quincy, Ill. 62301
800-728-6600
217-224-5786 FAX
www.wgem.com
Ben Marth (Sports Director)
Tyler Tomlinson (Sports Reporter)

ST. LOUIS POST-DISPATCH

900 N. Tucker
St. Louis, Mo. 63101
314-340-8170
314-340-3070 FAX
www.stltoday.com

MEDIA SERVICES

Media Credentials:

Please direct all requests for press, photo and parking credentials to the athletics media relations office at the address on page one.

Press Area:

Truman's press box accommodates about eight members of the media. Admission is by PASS ONLY. Person wishing to sit in this area must contact the Athletics Media Relations Office in advance of game day.

Press Services:

Rosters, game programs and statistics will be provided to media personnel. The office will email or fax final results to opponent media if numbers and addresses are provided. A small lunch is served to members of the media who have given advanced notice of their attendance.

Internet Services:

Stokes Stadium and Pershing Arena both have wired internet access in the press box that are available to use for official business only. Wireless connections are currently not available

Interview Policy:

All interviews should be arranged through the Truman Athletics Media Relations Office. Following Coach Currier's postgame interview with KRES, the coach will answer questions in the MEDIA ROOM located in the Bulldog Kennels. Selected players will also be brought to the room.

Photography:

Photographers, with passes, are permitted to shoot from the end zone to the 30-yard line, but are NEVER permitted to enter the player's box. Passes must be displayed at all times and may be obtained from the Athletics Media Relations Office.

Visiting Radio:

Visiting radio stations wishing to broadcast games must contact KRES sports director, Brad Boyer (660-263-1600), AFTER first contacting the Truman Athletics Media Relations Office. The visiting phone line number is 660-665-7968

Media Parking:

Parking passes are available upon request. Media parking is located directly behind Stokes Stadium.

GoBulldogs

TRUMAN STATE UNIVERSITY ATHLETICS

truman.edu

MIAA/NCAA DIVISION II

THIS IS BULLDOG FOOTBALL

OUTLOOK

COACHES

ROSTER

PLAYERS

08 REVIEW

RECORDS

HISTORY

OPPONENTS

MIAA

TRUMAN

3



Bulldog ROTC takes their spot in the west endzone every game. The ROTC fires their cannon after every Bulldog score and assist with game day operations.



- ◆ 26 MIAA Football Championships
- ◆ 13 First Team All-Americans


- ◆ Highest all-time winning percentage (.592) of any NCAA Football playing school in Missouri
- ◆ Second to Mizzou in all-time wins (524) among NCAA Football playing schools in Missouri.

- ◆ Famous alumni include Don Faurot, Levill Elliott, Ken Norton, Mike Morris and Glen Jacobs (Kane-WWE)

- ◆ Academic Success Rate of 90%
- ◆ Nearly 50% of current players have a 3.0 Cumulative GPA.



Bulldog Buddies has become a Friday tradition in Kirksville. Area youth attend a free one hour clinic on the Friday's prior to home games. The kids receive a T-Shirt and a game ticket.



Truman Cheerleaders, Showgirls and Marching Statesmen are a vital part of the Truman gameday experience.



The Bulldog Football golf outing every July brings many alumni and friends together plus raises money for the program.



AARON VLCKO

COACHING HISTORY:

FIRST SEASON (HEAD COACH)

FIFTH SEASON (TRUMAN)

15TH SEASON (OVERALL)

EDUCATION:

COE COLLEGE (IOWA) 1994

B.A. ECONOMICS/BUSINESS ADMIN.

LINDENWOOD (Mo.) 1996

MASTERS BUSINESS ADMINISTRATION

BEMIDJI STATE (MINN.) 1999

M.S. PHYSICAL EDUCATION

Aaron Vlcko became the 21st head coach for Truman State University when he took over in March. Vlcko was the team's offensive coordinator for the past four seasons joining the program in July of 2005.

Under Vlcko's guidance, the Bulldogs have been in the top half of the conference in total offense and have installed a high tempo spread offense.

The main component during his offensive coordinator years was quarterback Matt Ticich, who finished his career second in career passing and total offensive yards in Truman history.

Ticich compiled over 7,000 yards and had 8,509 yards of total offense while being coached by Vlcko.

Last season, four offensive players were named to the all-MIAA team, offensive lineman Jon Frantz earned second team honors while Ticich, Ryan King and Albert Coker were named to the honorable mention all-league squad.

In 2007, Ticich, King and Franz were named all conference after the Bulldogs averaged 366.5 yards of total offense.

The breakout game was against Upper Iowa when Truman amassed 653 yards of total offense and Ticich set a new conference and school record with 493 yards passing.

Following the 2006 season, Ticich and running back Jake Cunningham earned all-conference honors when the Bulldogs finished with a 6-3 conference record and in a tie for fourth place.

In his first year, Vlcko had the difficult task of taking over an offense that lost its all-MIAA quarterback from the year before. Under Vlcko, the Bulldog offense showed improvement throughout the year, including averaging 414.2 yards of total offense during the final five games of the year.

Before Truman, Vlcko coached at his alma mater Coe College (Iowa) in 2003 and, prior to that, was an assistant coach at Bemidji State (Minn.) from 1996-2003. He coached the quarterbacks at Bemidji State was named the team's offensive coordinator in 1998.

Bulldog Offensive Numbers

Under Vlcko

Yr.	Pts/G	Passing	Yds/G	Rushing	Yds/G	Total Offense	Yds/G
2005	18.7	2405	218.6	998	90.7	3403	309.4
2006	22.9	2143	194.8	1854	168.5	3997	363.4
2007	28.7	2775	252.3	1257	114.3	4032	366.5
2008	26.5	2458	223.5	1323	120.3	3781	343.7
Total	24.2	9781	222.3	5432	123.4	15,213	345.7



Vlcko being named offensive coordinator coincided with the Beavers turning their program around. After averaging less than two wins a seasons since 1990, Bemidji State won six games in 1998, eight games in 1999 and nine games in 2000. In each of those three seasons, the program finished third or better in the Northern Sun Intercollegiate Conference.

Over Vlcko's last five years at Bemidji State, the Beavers' offense averaged over 30 points and 400 yards of total offense a game. He coached over 20 all-conference players, one conference player of the year, several all-Americans and a regional Harlon Hill candidate.

At Coe College, he coached the quarterbacks and running backs. Both his starting quarterback and running back earned first-team all-conference honors that season. Prior to his stint at Bemidji State, Vlcko was the running back coach at Lindenwood College (Mo.) from 1994-96.

Vlcko lettered four years and started three seasons on the football team at Coe. He helped the team win three conference championships and earn two NCAA Division III playoff berths.

Vlcko graduated from Coe in 1994 with a bachelor of arts in economics and business administration. In 1996, he earned a masters of business administration degree from Lindenwood, and in 1999 he earned a master of science in physical education degree from Bemidji State.

Aaron and his wife, Michelle, have a daughter, Ashlyn, and a son, Brandon.



TRUMAN ALL-TIME COACHES

<u><i>Coach</i></u>	<u><i>Years</i></u>	<u><i>W</i></u>	<u><i>L</i></u>	<u><i>T</i></u>	<u><i>Pct.</i></u>
No Coach (1900)	1	3	2	1	.583
Todd Kirk (1903-06) *	4	10	6	1	.618
O.C. Bell (1907-09)	3	13	7	0	.650
C.B. Simmons (1910-11)	2	3	9	0	.250
H.L. McWilliams (1914-25) §	11	48	26	8	.634
Don Faurot (1926-34)	9	63	13	3	.816
Fred Faurot (1935-37)	3	15	5	2	.727
Earl Svendsen (1938)	1	3	5	0	.375
Malcomb Eiken (1939-41)	3	10	14	2	.423
Vincent Gehringer (1945) #	1	1	2	1	.375
James Dougherty (1945-50) #	5	19	20	8	.489
Maurice Wade (1951-66) §	16	99	41	2	.704
Marv Braden (1967-68)	2	9	9	0	.500
Russell Sloan (1969-71)	3	22	5	1	.804
Randel Lukehart (1972-74)	3	12	18	3	.409
Ron Taylor (1975-78)	4	26	14	2	.643
Bruce Craddock (1979-82)	4	24	19	0	.558
Jack Ball (1983-89) §	7	37	38	0	.493
Eric Holm (1990-94)	5	37	19	0	.660
John Ware (1995-2003) §	9	54	43	0	.556
Shannon Currier (2004-2008)	5	20	35	0	.303
Totals	101	528	351	34	.596
Official NCAA Record §	101	524	355	34	.592

§ The NCAA does not recognize forfeits unless they are a result of an NCAA violation. Otherwise on-the-field results apply. Truman won one game by forfeit against Missouri Wesleyan in 1920, two games by forfeit from Washburn University in 1963 and 1989, and one from Missouri Southern State University in 1997.

* Kirk was not an official coach. Bell was the first coach appointed by the Board of Regents. Dougherty also coached the last two games of 1945.



RYAN NOURSE

COACHING HISTORY:
SECOND SEASON (TRUMAN)
12TH SEASON (OVERALL)



EDUCATION:
WESTERN MONTANA 1997
B.S. HISTORY, POLITICAL SCIENCE & EDUCATION

Ryan Nourse enters his second year as the Bulldogs defensive coordinator after joining the program in April of 2008.

In Nourse's first season, Truman was among the national leaders in defensive takeaways. The Bulldog defense had 19 interceptions and nine fumble recoveries. Of the 28 turnovers forced by the Bulldogs, 10 led to Bulldog offensive scores and four more were returned by the defense for touchdowns.

In the Bulldogs upset over nationally ranked Nebraska-Omaha, Derek Rodriguez returned a fumble 93 yards for a touchdown in the first quarter and Demetrius Lavant picked off a pass in overtime and returned it 57 yards for the game winner. It was the first time an MIAA game ended in overtime with the defense scoring.

Six Bulldogs earned defensive all-conference honors last season under Nourse. Les Hammers was a first-team selection while Jason Thier and Lavant were second team choices. Andy Swedenhelm, Eric Sternberg and Mike Phillips were named to the honorable mention squad.

Nourse was the 2007 American Football Coaches Association NAIA Assistant Coach of the Year.

Nourse previously coached at Morningside (Iowa) from 2003-2008 where he was named the 2007 American Football Coaches Association NAIA Assistant Coach of the Year. The Mustangs were among the leaders in the NAIA in defense, allowing just 13.2 points per game and 249.9 yards of total offense. The Mustangs had made four straight trips to the NAIA playoffs.

In 2007, the Mustangs intercepted a school record 31 passes and held the opposition to just 2.3 yards rushing per attempt. Morningside held five opponents to single-digits in scoring while posting a 9-3 record and a finishing with a trip to the NAIA quarterfinals.

Since 2004, Nourse has coached five All-Americans with three of those players earning first-team status.

While also at Morningside, Nourse was an active volunteer for Read Across America, mentored at-risk students, tutored students in History and Political Science and helped with the Sloan School Early Childhood Education Program.

He also set up numerous volunteer opportunities for his players and set up the Junior Leadership Program, where he helped juniors build skills necessary to be leaders on the field, in the classroom, as professionals, husbands and fathers.

Before Morningside, Nourse was a defensive backs coach at Western State College and has also coached three state playoff teams as a high school coach in Idaho.

He is a graduate of Western Montana and was a two-year starter on a pair of conference championship teams. Nourse played his first two years at Dickinson State University, where he participated in the NAIA national semifinals.

Nourse and his wife Tracy have two children, Olivia and Eli

2008 Defensive Rankings NCAA Divison II (144 Ranked)

Category	Actual	Rank
Total Defense	385.3	111
Rushing	154.6	96
Passing	230.7	113
Scoring	28.9	99
Sacks/Game	2.09	73
Tackles for Loss	6.55	78
Turnover Margin	1.45	9





MARTY COSTELLO

COACHING HISTORY:
THIRD SEASON (TRUMAN)
12TH SEASON (OVERALL)



EDUCATION:
BEMIDJI STATE (MINN.) 2000
B.A. TEACHING (PHYSICAL EDUCATION)
BEMIDJI STATE (MINN.) 2002
M.S. PHYSICAL EDUCATION

Coach Costello has spent the past 12 years in the trenches playing and coaching the offensive line.

Costello is in his third season as a member of the Truman coaching staff and has been promoted to Offensive Coordinator in March of this past year. Costello will share in the play calling duties with head coach Aaron Vlcko.

The offensive line came together last season as they were 16th in the nation in allowing sacks. The Bulldogs averaged just 1.18 sacks allowed per game and were second behind Pittsburg State for the conference lead.

In addition to the sacks, the Bulldogs had one of the best turnover margins in Division II football. Truman was a plus-15 in turnovers and had four games in which the offense committed no turnovers.

Jon Frantz earned his second all-conference accolades in as many years playing for Costello at left tackle.

Costello played collegiality for Bemidji State (Minn.) from 1995 until a career-ending injury ended his playing days in 1998.

He then moved to the coaching side of football serving as student-assistant offensive line coach at Bemidji the next two years.

In the 2000 season, Costello was named offensive line coach at Univ. of Wisconsin-Oshkosh.

Returning back to Bemidji to complete his graduate work, Costello served as the team's running backs coach and handled recruiting duties both on and off campus.

After graduating with his masters degree, Costello moved to Dana College (Neb.) and was the team's offensive line coach, run game coordinator and the school's strength and conditioning coordinator.

In 2005, Costello moved to Culver-Stockton (Mo.) where he was the Wildcats offensive coordinator for two years.

Just prior to coming to Truman, Costello spent the first few months of 2007 at Lindenwood (Mo.) University as the team's offensive line coach.

Costello and his wife Jenny were recently married.

2008 Offensive Rankings NCAA Division II (144 Ranked)

Category	Actual	Rank
Total Offense	343.7	78
Rushing	120.2	97
Passing	223.4	55
Scoring	26.5	68
Sacks/Game	1.18	16
Turnover Margin	1.45	9
Passing Efficiency	117.23	86

ALL-TIME RECORDS OF NCAA FOOTBALL PLAYING MISSOURI SCHOOLS

<u>School</u>	<u>Affiliation</u>	<u>W</u>	<u>L</u>	<u>T</u>	<u>Pct.</u>
Truman	DII	524	355	34	.593
Northwest Missouri	DII	466	383	32	.547
Univ. of Missouri-Columbia	BCS	599	512	52	.537
Westminster	DIII	173	151	17	.532
Missouri Western	DII	214	198	9	.519
Washington Univ.	DIII	472	444	28	.515
Missouri Southern	DII	210	205	7	.506
Central Missouri	DII	478	479	51	.500
Missouri State	FCS	432	434	40	.499
Southeast Missouri St.	FCS	404	445	37	.477
Missouri S&T	DII	375	509	35	.427
Lincoln	DII	169	278	10	.381
SW Baptist	DII	72	194	2	.272



COACHING STAFF

OUTLOOK

COACHES

ROSTER

PLAYERS

08 REVIEW

RECORDS

HISTORY

OPPONENTS

MIAA

TRUMAN

8



THOMAS KEARNEY

DEFENSIVE BACKS/RECRUITING COORDINATOR
3RD SEASON @ TRUMAN

Kearney enters his third season on the Bulldog staff as the defensive backs coach and recruiting coordinator.

The defensive backs accounted for 12 of the team's 19 interceptions last season with Derek Rodriguez leading the way with four picks. Rodriguez also lead the backs in pass break-ups with nine in 2008.

Demetrius Lavant earned MIAA Player of the Week honors and honorable mention league accolades as a defensive back under Kearney.

In Kearney's first season with the Bulldogs, James Thabuteau and Jesse Cooper were named to the MIAA's honorable mention all-conference list.

Kearney previously coached two years at Iowa Wesleyan College as an Assistant Head Coach.

While a member of the IWC staff, Kearney coached the defensive backs, was the recruiting coordinator and the team's academic liaison. Five of Kearney's defensive backs earned all-conference honorable mention awards and one defensive back was named the NAIA National Defensive Player of the Week.

While working on his masters degree at Northwest Missouri State, Kearney coached the outside linebackers for the Bearcats. Two of his linebackers earned first-team all-MIAA honors during his time as a grad assistant.

Kearney earned his bachelors degree in Sports Management from Peru State College, graduating Magna cum Laude.

At Peru, Kearney served as the program's recruiting coordinator, running backs, wide receiver and linebackers coach.

Kearney served in the United States Navy from 1988 to 1993 and was awarded the Navy's Good Conduct Medal, National Defense Service Medal, Joint Meritorious Unit Award and Cold War Recognition Certificate.



MATT ST. GERMAIN

DEFENSIVE LINE/STRENGTH & CONDITIONING
1ST SEASON @ TRUMAN

Matt St. Germain joined the Bulldog football staff this past June as the Defensive Line and Strength and Conditioning Coach. St. Germain most recently coached at Stonehill College (Mass.) in Division II and played collegiately at the University of Iowa.

At Stonehill, St. Germain was the special teams coordinator and defensive line coach. The Skyhawks won three of their last four games in the Northeast-10 conference and were first in the league in kick returns with a 24.8 yard per return average. The defensive was 21st in the nation in sacks at three per game and 16th in Division II in points allowed at 18 per game.

Prior to his stint at Stonehill, St. Germain was the defensive coordinator for two seasons at the University of La Verne (Calif.). He was responsible for recruiting in Oregon, Hawaii, Southern California and the California Junior Colleges.

From 2004 to 2006, he was the special teams coordinator and co-defensive coordinator at Saint Joseph's College (Ind.).

St. Germain began his coaching career while obtaining his masters degree in Sports Management at Western Illinois University in Macomb. He coached all phases of the defense as a member of the Leathernecks staff and recruited in the St. Louis area.

St. Germain played football for the University of Iowa under coaches Hayden Fry and Kirk Ferentz. He was a defensive lineman for the Hawkeyes from 1996-2000 as the team made two bowl appearances during that span. He graduated with a degree in Psychology and a minor in Business in 2001.



WALKER GRAHER

WIDE RECEIVERS/VIDEO COORDINATOR
3RD SEASON @ TRUMAN

Walker Graher begins his third season with the Bulldogs as a Wide Receivers coach and serves as the team's video coordinator.

In 2008, Albert Coker led the wide receivers with 30 catches for 489 yards and a team-high seven touchdown receptions. Coker was named to the honorable mention all-conference team.

Graher came to Kirksville after spending the two previous years as a quarterbacks and wide receivers coach at Concordia University (Neb.). He earned his master's degree in School Administration from Concordia.

Prior to Concordia, Graher coached at Manchester College in Indiana and Fort Loramie Jr. High School.

Graher's playing career at Defiance College (Ohio) included being a four-year letterwinner at quarterback and team captain in 2002.

He helped lead his team to the HCAC Conference Championship in 2001 and the NCAA Division III National Playoffs.

Graher earned the team's most improved player award in 2000 and was also a two-year letterwinner on the school's baseball team.

Graher graduated from Defiance with a degree in Middle Childhood Education.



JOHN THOMAS

RUNNING BACKS
5TH SEASON @ TRUMAN

John Thomas enters his fifth year coaching the Bulldogs and third year with the running backs.

Thomas' backs have been versatile the last three years. Phil Kenney was second on the team in catches with 39 while rushing 32 times in 2008.

Anton Bernard emerged as the team's leading rusher behind quarterback Matt Ticich. Bernard carried the ball 96 times for 388 yards and 4.0 yards per carry.

Before moving to running backs, Thomas was the wide receivers coach.

Thomas coached Ryan Bonner to honorable mention all-MIAA wide receiver honors following the 2006 season.

Thomas has worked in the Kirksville community in the area of drug-use prevention and is currently the Education Coordinator in the Human Resources Office at Preferred Family Healthcare. He has two daughters, Lauren and Allison and is engaged to marry Rhonda Ahern.





JUSTIN GUMM

GRADUATE ASSISTANT (RUNNING BACKS)
1ST SEASON @ TRUMAN

Justin Gumm is in his first season as a graduate assistant for the Bulldogs. Gumm for a four-year letterwinner at quarterback for Culver-Stockton College in Canton, Mo.

Under Gumm in 2007, the Wildcats were ranked eighth in the NAIA in passing offense and 13th in passing efficiency. He was 15th in Division I in Pass Efficiency at 138.4, 29th in yards per game at 188.7 and 33rd in total offense at 184 yards per game. He threw for a season-high 361 yards against Lindenwood University on Sept. 22, 2007.

That season, Gumm was a Daktronics-NAIA Football Scholar-Athlete. Gumm graduated cum laude with a Physical Education and Health degree from Culver in 2009 where he also coached in defensive backs this past spring.

He is a native of Quincy, Ill. and attended Quincy Senior High School.



ANDY SWEDENJHELM

GRADUATE ASSISTANT (DEF. LINE)
1ST SEASON @ TRUMAN

Andy Swedenjhelm joins the coaching staff as a graduate assistant after spending the four previous years playing for the 'Dogs.

Swedenjhelm was a two-time honorable mention all-conference nose tackle and played in all 44 games during his Bulldog career.

He finished with 65 career solo tackles and 144 total tackles with 22.5 going for loss. Swedenjhelm had six career sacks totalling 38 yards.

Swedenjhelm has been a member of the MIAA Commissioner's Academic Honor Roll and also took to the mats this past winter as a member of the Bulldog wrestling team.

He won his first collegiate tournament taking the 285-pound weight class championship at the Central College (Iowa) Invitational.

Swedenjhelm graduated from Truman with a B.S. in Exercise Science and pursuing his masters in education. He is a native of Norwalk, Iowa.



BRYAN AUSTIN

DIRECTOR OF FOOTBALL OPERATIONS **VOLUNTEER**
1ST SEASON @ TRUMAN

Bryan Austin joined the Bulldog Football staff early in 2009 and is working as a volunteer in the operations side of the team.

Austin served 10 years in the United States Navy and was stationed onboard the USS Abraham Lincoln in Everett, Wash., at the Pentagon in Arlington, Virginia and at JMF St. Mawgan in Newquay, England.

Austin is pursuing his bachelor's degree in Business Management at Truman with a future goal of obtaining his MBA.

Austin is a graduate of Green City R-1 High School and has a son named Kendrick.



KEITH ALBERTI

STUDENT ASSISTANT COACH
3RD SEASON @ TRUMAN



BRANDON YOST

STUDENT ASSISTANT COACH
2ND SEASON @ TRUMAN



MICHELLE BOYD

HEAD ATHLETIC TRAINER
15TH SEASON @ TRUMAN

Michelle Boyd, ATC is the Head Athletic Trainer for the Bulldogs. Boyd and her staff of three other full-time certified athletic trainers and athletic training students work with team physician Dr. John Bailey. Together, they provide quality healthcare for all of Truman's student-athletes.

Boyd is a member of the athletics department administrative team and is currently serving on the Board of Directors for the National Athletic Trainers' Association Research and Education Foundation.

Boyd serves as program director for one of the state's premier Athletic Training Education programs. The Athletic Training Major is an accredited program that prepares graduates to become certified athletic trainers.

She received her bachelor's degree in Kinesiology in 1992 from the University of Illinois-Champaign and her master's in Exercise Physiology from the University of Pittsburgh in 1994.

As a graduate student, Boyd worked as the head athletics trainer at Quaker Valley High School in Leetsdale, Pa.



KEVIN WHITE

ASSISTANT ATHLETICS DIRECTOR (SPORTS INFORMATION)
13TH SEASON @ TRUMAN

Kevin White is in his 13th season as an Assistant Athletics Director in Truman's Athletics department and his sixth year overseeing the Athletics Media Relations office.

White and assistant Tyler Madsen handle the public relations and statistical operations of all of Truman's 21 intercollegiate sports. They maintain the University's athletics website, produce media guides, weekly game notes and gameday programs. They also oversee the majority of gameday operations.

White has served as the co-men's golf coach from 2005-2008 and has been on the NCAA Division II Men's Soccer national selection committee.

He has been a member of the KRES 104.7 broadcast coverage of the Bulldogs, serving as color commentator for Bulldog women's basketball games, assisting on Bulldog Football pregame shows and various other duties with the station.

He is a member of the College Sports Information Directors of America, a member of the Board of Directors for the Kirksville Country Club and has served on boards for the Kirksville Kiwanis Club and Mary Immaculate Catholic Church.

The previous seven years, White was in charge of facility scheduling, ticket operations, transportation and game day operations.

White is a 1996 graduate of Truman with a degree in Communications-Journalism. He worked for the Athletics department in the sports information office under CoSIDA Hall of Famer Bill Cable and the late Melissa Ware.

White was also the sports director at then-KNEU, the campus radio station.

He and his wife Robin have one child, Kyle.



Dr. John Bailey
Team Doctor



209 ROSTER

OUTLOOK	Alphabetical Roster							
	No.	Name	Pos.	Ht.	Wt.	Cl.	City, State	Previous School
COACHES	30	Roger Alexander **	LB					
	14	Ethan Allen	QB					
	41	Wes Allen	RB					
	87	Justin Amick	WR					
	37	Landon Anderson	RB					
	24	Steve Anderson *	DB					
	25	Hamish Ayora *	RB					
	73	Steven Backes	OL					
	98	Rashaad Barnett **	DL					
	49	Brian Bartelsmeyer	LB					
ROSTER	7	Joe Bass	WR					
	28	Anton Bernard **	RB					
	64	Michael Biggs	OL					
	94	Patrick Blackwell	DL					
	1	Kendrick Blue **	WR					
	74	Steve Bosilovatz	OL					
	59	Brett Boyer	LB					
	10	Taylor Breen	QB					
	42	Ja'Cobe Britt	LB					
	79	Ben Brown	OL					
PLAYERS	83	Anthony Brown *	WR					
	80	Charlie Brunette **	WR					
	57	Dan Bryar **	LB					
	2	Terrence Byrd *	DB					
	85	Travis Cain	TE					
	78	Shea Carr **	OL					
	7	Kaaron Carter	DB					
	95	Domnik Cobos	DL					
	8	Albert Coker ***	WR					
	75	Justin Corcoran	LB					
OB REVIEW	14	Brandon Crawford **	DB					
	82	Steve D'Antonio **	TE/WR					
	18	Philip Davis **	QB					
	52	Matt Degler	LB					
	58	Jeramey Dockery	DL					
	67	Greg Eagle	LS					
	66	Nick Ehrecke	LB					
	85	Cyrus Elahi	WR					
	20	Michael Elliott *	DB					
	4	Vanness Emokpae **	WR					
HISTORY	22	Luther Eta **	DB					
	5	Joe Ferguson	RB					
	93	Mac Findeiss	TE					
	62	Jake Fletcher	LB					
	84	Seth Flint	WR					
	88	Jordan Flores	WR					
	17	Anthony Freeman *	LB					
	9	Robert Gayden	DB					
	21	Donald Harvey *	RB					
	46	Charlie Heinzmann	LB					
OPPONENTS	72	Blake Holland	OL					
	54	Dustin Howard	LB					
	67	Ward Hughes	OL					
	37	Earl Jackson	DB					
	26	Gareth Jackson *	DB					
	81	Ivan James	WR					
	55	Ryan Johnson	LB					
	90	MJ Kang	DL					
	16	Dahn Kemp	LB					
	27	Phil Kenney ***	RB					
MIAA	59	Kade Kinney	DL					
	25	Jack Klein	DB					
	2	Terrence Byrd *	DB					
	85	Travis Cain	TE					
	78	Shea Carr **	OL					
	7	Kaaron Carter	DB					
	95	Domnik Cobos	DL					
	8	Albert Coker ***	WR					
	75	Justin Corcoran	LB					
	14	Brandon Crawford **	DB					
TRUMAN	82	Steve D'Antonio **	TE/WR					
	18	Philip Davis **	QB					
	52	Matt Degler	LB					
	58	Jeramey Dockery	DL					
	67	Greg Eagle	LS					
	66	Nick Ehrecke	LB					
	85	Cyrus Elahi	WR					
	20	Michael Elliott *	DB					
	4	Vanness Emokpae **	WR					
	22	Luther Eta **	DB					
10	5	Joe Ferguson	RB					
	93	Mac Findeiss	TE					
	62	Jake Fletcher	LB					
	84	Seth Flint	WR					
	88	Jordan Flores	WR					
	17	Anthony Freeman *	LB					
	9	Robert Gayden	DB					
	21	Donald Harvey *	RB					
	46	Charlie Heinzmann	LB					
	72	Blake Holland	OL					

TABLE OF CONTENTS

No.	Name	Pos.	Ht.	Wt.	Cl.	City, State	Previous School
52	Chris Rimer *	OL	6'3"	276	Jr.	Goodyear, Ariz.	Millennium
53	Jeff Klott	DL	6'1"	241	RFr.	Washington, Mo.	St. Francis Borgia
54	Dustin Howard	LB	6'2"	195	Fr.	Elkhart, Iowa	North Polk
55	Ryan Johnson	LB	6'0"	220	Fr.	Houston, Texas	Cypress Creek
56	Ryan Ploesser **	DL	6'3"	272	Jr.	St. Louis, Mo.	Vianney
57	Dan Bryar **	LB	5'10"	217	Sr.	Chicago, Ill.	Marist
58	Jeramey Dockery	DL	6'1"	240	Fr.	Flower Mound, Texas	Flower Mound
58	Aaron Tjarks	OL	6'5"	286	So.	Ankeny, Iowa	Ankeny HS
59	Brett Boyer	LB	6'1"	250	RFr.	Moberly, Mo.	Moberly
59	Kade Kinney	DL	6'2"	225	Fr.	Trenton, Mo.	Trenton
60	Corey Price	DL	6'5"	255	RFr.	Princeville, Ill.	Princeville
61	Erik Stone	OL	6'3"	290	Fr.	Lindenhurst, Ill.	Lakes Villa
62	Jake Fletcher	LB	6'1"	215	Fr.	Quincy, Ill.	Quincy
62	Frankie Soriano	OL	6'5"	255	Fr.	Monet, Mo.	Monet
63	Mark Moss	DL	6'2"	270	RFr.	Carmel, Ind.	Carmel
64	Michael Biggs	OL	6'1"	270	Fr.	Joshua, Texas	Josua
65	Eric Ruzicka **	OL	6'3"	297	Jr.	Columbia, Mo.	Vilseck American
65	Danny Samson	LB	6'0"	215	Fr.	Baxter, Iowa	Baxter
66	Nick Ehrecke	LB	6'2"	210	Fr.	Bettendorf, Iowa	Pleasant Valley
66	Nathan Vickers **	OL	6'2"	287	Jr.	El Dorado Springs, Mo.	Eldorado Springs
67	Greg Eagle	LS	5'11"	221	RFr.	Raytown, Mo.	O'Hara
67	Ward Hughes	OL	6'2"	270	Fr.	Ferguson, Mo.	Berkeley
68	Jason Ostrowski	OL	6'3"	296	RFr.	Waynesville, Mo.	Waynesville
68	Zach Sage	DL	6'1"	243	RFr.	Thompson, Mo.	Centralia
69	Jared Stumpe	DL	5'11"	250	Jr.	St. Louis, Mo.	Avila Univ.
70	Phillip McKinnon	OL	6'3"	270	Fr.	Missouri City, Texas	Elkins
72	Blake Holland	OL	6'2"	290	Fr.	Oak Point, Texas	Denton Ryan
73	Steven Backes	OL	6'5"	260	Fr.	Jefferson City, Mo.	Helias
74	Steve Bosilovatz	OL	6'4"	270	Fr.	Plainfield, Ill.	Plainfield Central
75	Justin Corcoran	LB	6'1"	205	Fr.	St. Louis, Mo.	Pattonville
75	Dustin Moore	OL	6'5"	290	So.	Decatur, Ill.	Maroa-Forsyth HS
76	Dan Tweeton *	OL	6'3"	291	So.	Washington, Iowa	Washington
77	Brenton Reese **	OL	6'3"	275	Jr.	Des Moines, Iowa	North Des Moines
77	Cory Weekes	LB	6'3"	200	Fr.	San Antonio, Texas	Earl Warren
78	Shea Carr **	OL	6'4"	298	Jr.	Washington, Mo.	St. Francis Borgia
79	Ben Brown	OL	6'4"	260	Fr.	Chesterfield, Mo.	Parkway West
80	Charlie Brunette **	WR	6'1"	202	Sr.	Fulton, Mo.	Fulton
81	Ivan James	WR	6'1"	175	Fr.	St. Louis, Mo.	Lutheran North
82	Steve D'Antonio **	TE/WR	6'5"	243	Sr.	Edwardsville, Ill.	Edwardsville
82	Ben Sorrell	WR	5'10"	170	Trans.	Lee's Summit, Mo.	UCM
83	Anthony Brown *	WR	6'3"	197	So.	Shawnee Mission, Kan.	Bonner Springs
84	Seth Flint	WR	6'3"	190	Fr.	DuQuoin, Ill.	DuQuoin
85	Travis Cain	TE	6'4"	200	Fr.	Yukon, Okla.	Southwest Covenant
85	Cyrus Elahi	WR	6'0"	168	RFr.	Plano, Texas	Plano West
86	Deon Walker	WR	5'10"	183	RFr.	Brookfield, Ill.	Riverside-Brookfield HS
87	Justin Amick	WR	6'3"	180	Fr.	Johnston, Iowa	Johnston
88	Drew O'Connell	WR	5'11"	180	Fr.	Ballwin, Mo.	Parkway West
88	Jordan Flores	WR	6'2"	185	Jr.	Glendale, Ariz.	Cactus
89	Sterling Lopez	TE	6'2"	238	RFr.	Anchorage, Ala.	South
89	Zach Yager	DL	6'1"	205	Fr.	Mexico, Mo.	Mexico
90	MJ Kang	DL	6'0"	250	RFr.	Ames, Iowa	Ames
91	Billy Oline*	DL	6'3"	247	Jr.	Skokie, Ill.	Niles West
92	Jake McKinnis	DL/LS	6'3"	210	Fr.	Harrisonville, Mo.	Harrisonville
93	Mac Findeiss	TE	6'5"	235	Fr.	Washington, Mo.	St. Francis Borgia
94	Patrick Blackwell	DL	6'2"	230	RFr.	Arlington, Texas	Arlington
95	Domnik Cobos	DL	6'2"	240	RFr.	Mansfield, Texas	Mansfield
96	Matthew Smith	DL	6'3"	225	Fr.	Mt. Zion, Ill.	Mt. Zion
97	Ryan Summers *	TE	6'2"	264	So.	St. Charles, Mo.	Francis Howell Central
98	Rashaad Barnett **	DL	6'2"	245	Jr.	Phoenix, Ariz.	Brophy Prep
99	Harold Lloyd	DL	6'2"	277	So.	Janesville, Wisc.	Janesville Parker (Wayne St.)

* Letters Earned

53	Jeff KlottDL
27	Derek KoonK
23	Demetrius Lavant *DB
99	Harold LloydDL
89	Sterling LopezTE
39	Tommy MagnaDB
43	Max MarrLB
13	Mickey Masucci ***P/PK
11	Michael MayszakWR
36	Jeremy MayweatherDB
92	Jake McKinnisDL/LS
70	Phillip McKinnonOL
40	Tremaine MillenderLB
34	Tracy MiloRB
75	Dustin MooreOL
36	Will MosqueraRB
63	Mark MossDL
16	Andy MundwillerQB
1	Eian O'BrienDB
88	Drew O'ConnellWR
91	Billy Oline*DL
68	Jason OstrowskiOL
45	Wade PelcLB
47	Eric PhillipsK/P
56	Ryan Ploesser **DL
60	Corey PriceDL
48	Tony PucciWR
21	Ben PumellDB
12	Jon-Luke RatliffQB
77	Brenton Reese **OL
33	Adam Reynolds *LB
52	Chris Rimer *OL
15	Caleb RobertsQB
49	Brad RudgeTE
65	Eric Ruzicka **OL
69	Zach SageDL
65	Danny SamsonLB
6	Conrad SchottelQB
19	Richie SchumacherLB
29	Kyle ShawLB
48	Hank Sitkiewicz *LB
96	Matthew SmithDL
62	Frankie SorianoOL
82	Ben SorrellWR
19	Ben SparkmanWR
44	Eric Stenberg ***LB
38	Scott StevensRB
61	Erik StoneOL
69	Jared StumpeDL
97	Ryan Summers *DL
8	Joshua ThomasDB
58	Aaron TjarksOL
76	Dan Tweeton *OL
51	Calvin Van O'Linda *LB
66	Nathan Vickers **OL
86	Deon WalkerWR
28	Dennis WallsDB
77	Cory WeekesLB
35	Kyle WhitcherDB
89	Zach YagerDL
50	Brad YoungLB

OUTLOOK

COACHES

ROSTER

PLAYERS

08 REVIEW

RECORDS

HISTORY

OPPONENTS

MIAA

TRUMAN



ROSTER BREAKDOWN

OUTLOOK

COACHES

ROSTER

PLAYERS

08 REVIEW

RECORDS

HISTORY

OPPONENTS

MIAA

TRUMAN

12

OFFENSE

QUARTERBACKS (7)

No.	Name	Ht.	Wt.	Yr.
6	Conrad Schottel	6'4"	215	Fr.
10	Taylor Breen	6'3"	180	RFr.
12	Jon-Luke Ratliff	6'3"	225	Fr.
14	Ethan Allen	6'1"	180	Fr.
15	Caleb Roberts	6'3"	190	RFr.
16	Andy Mundwiller	6'1"	211	So.
18	<u>Philip Davis **</u>	<u>6'1"</u>	<u>210</u>	<u>Jr.</u>

BACKS (10)

No.	Name	Ht.	Wt.	Yr.
5	Joe Ferguson	5'9"	195	Fr.
21	Donald Harvey *	5'9"	170	So.
25	Harnish Ayora *	5'11"	200	So.
27	Phil Kenney ***	5'11"	192	Sr.
28	<u>Anton Bernard **</u>	<u>5'11"</u>	<u>189</u>	<u>Jr.</u>
34	Tracy Milo	5'10"	205	RFr.
36	Will Mosquera	5'10"	205	RFr.
37	Landon Anderson	6'1"	190	Fr.
38	Scott Stevens	5'9"	175	RFr.
41	Wes Allen	6'0"	190	Fr.

TIGHT ENDS (6)

No.	Name	Ht.	Wt.	Yr.
49	Brad Rudge	6'2"	215	Rso.
50	Travis Cain	6'4"	200	Fr.
82	<u>Steve D'Antonio **</u>	<u>6'5"</u>	<u>239</u>	<u>Sr.</u>
89	Sterling Lopez	6'2"	215	RFr.
93	Mac Findeiss	6'5"	235	Fr.
97	Ryan Summers *	6'2"	252	So.

RECEIVERS (16)

No.	Name	Ht.	Wt.	Yr.
1	Kendrick Blue **	5'11"	180	So.
4	<u>Yanness Emokpae **</u>	<u>6'1"</u>	<u>190</u>	<u>RJr.</u>
8	<u>Albert Coker ***</u>	<u>5'11"</u>	<u>186</u>	<u>Sr.</u>
11	Michael Mayszak	6'3"	195	RFr.
19	Ben Sparkman	6'1"	170	Fr.
48	Tony Pucci	6'1"	175	Fr.
80	<u>Charlie Brunette **</u>	<u>6'0"</u>	<u>189</u>	<u>Sr.</u>
81	Ivan James	6'1"	175	Fr.
82	Ben Sorrell	5'10"	170	Jr.
83	Anthony Brown *	6'3"	180	So.
84	Seth Flint	6'3"	190	Fr.
85	Cyrus Elahi	6'0"	165	RFr.
86	Deon Walker	5'10"	175	RFr.
87	Justin Amick	6'3"	180	Fr.
88	Jordan Flores	6'2"	185	Jr.
88	Drew O'Connell	5'11"	180	Fr.

OFFENSIVE LINE (18)

No.	Name	Ht.	Wt.	Yr.
52	<u>Chris Rimer *</u>	<u>6'3"</u>	<u>262</u>	<u>Jr.</u>
58	Aaron Tjarks	6'5"	275	So.
61	Erik Stone	6'3"	290	Fr.
62	Frankie Soriano	6'5"	255	Fr.
64	Michael Biggs	6'1"	270	Fr.
65	<u>Eric Ruzicka **</u>	<u>6'3"</u>	<u>272</u>	<u>Jr.</u>
66	Nathan Vickers **	6'2"	279	Jr.
67	Ward Hughes	6'2"	270	Fr.
68	Jason Ostrowski	6'3"	270	RFr.
70	Phillip McKinnon	6'3"	270	Fr.
72	Blake Holland	6'2"	290	Fr.
73	Steven Backes	6'5"	260	Fr.
74	Steve Bosilovatz	6'4"	270	Fr.
75	Dustin Moore	6'5"	292	So.
76	<u>Dan Tweeton *</u>	<u>6'3"</u>	<u>282</u>	<u>So.</u>
77	<u>Brenton Reese **</u>	<u>6'3"</u>	<u>275</u>	<u>Jr.</u>
78	<u>Shea Carr **</u>	<u>6'4"</u>	<u>303</u>	<u>Jr.</u>
79	Ben Brown	6'4"	260	Fr.

DEFENSE

DEFENSIVE LINE (17)

No.	Name	Ht.	Wt.	Yr.
53	Jeff Klott	6'1"	215	RFr.
56	<u>Ryan Ploesser **</u>	<u>6'3"</u>	<u>272</u>	<u>Jr.</u>
58	Jeramey Dockery	6'1"	240	Fr.
59	Kade Kinney	6'2"	225	Fr.
60	Corey Price	6'5"	230	RFr.
63	Mark Moss	6'2"	270	RFr.
69	Zach Sage	6'1"	215	RFr.
69	Jared Stumpe	5'11"	250	Jr.
89	Zach Yaeger	6'1"	205	Fr.
90	MJ Kang	6'0"	261	RFr.
91	Billy Oline	6'3"	241	So.
94	<u>Patrick Blackwell</u>	<u>6'0"</u>	<u>230</u>	<u>RFr.</u>
95	Domnik Cobos	6'2"	240	RFr.
96	Matthew Smith	6'3"	225	Fr.
98	Rashaad Barnett **	6'2"	245	Jr.
99	<u>Harold Lloyd</u>	<u>6'2"</u>	<u>280</u>	<u>So.</u>
92	Jake McKinnis	6'3"	210	Fr.

LINEBACKERS (26)

No.	Name	Ht.	Wt.	Yr.
16	Dahn Kemp	5'11"		Fr.
17	<u>Anthony Freeman *</u>	<u>6'1"</u>	<u>235</u>	<u>Jr.</u>
19	Richie Schumacher	6'3"	195	RFr.
29	Kyle Shaw	6'0"	195	Jr.
30	Roger Alexander **	6'0"	199	Jr.
33	Adam Reynolds *	6'2"	211	So.
40	<u>Tremaine Millender</u>	<u>5'11"</u>	<u>210</u>	<u>RFr.</u>
42	Ja'Cobe Britt	6'2"	230	RFr.
43	Max Marr	6'0	210	RFr.
44	<u>Eric Sternberg ***</u>	<u>6'1</u>	<u>222</u>	<u>Sr.</u>
45	Wade Pelc	5'11"	210	RFr.
46	Charlie Heinzmann	6'1"	220	Fr.
48	<u>Hank Sitkiewicz *</u>	<u>6'1"</u>	<u>218</u>	<u>So.</u>
49	Brian Bartelsmeyer	5'11"	226	So.
50	Brad Young	6'1"	220	Fr.
51	Calvin Van O'Linda *	6'1	236	Jr.
52	Matt Degler	6'0"	200	Fr.

LINEBACKERS (Con't)

54	Dustin Howard	6'2"	195	Fr.
55	Ryan Johnson	6'0"	220	Fr.
57	Dan Bryar **	5'10"	223	Jr.
59	Brett Boyer	6'1"	220	RFr.
62	Jake Fletcher	6'1"	215	Fr.
65	Danny Samson	6'0"	215	Fr.
66	Nick Ehrecke	6'2"	210	Fr.
75	Justin Corcoran	6'1"	205	Fr.
77	Cory Weekes	6'3"	200	Fr.

DEFENSIVE BACKS (18)

No.	Name	Ht.	Wt.	Yr.
1	Eian Obrien	5'10"	185	Fr.
2	<u>Terrence Byrd *</u>	<u>5'10"</u>	<u>165</u>	<u>So.</u>
7	Kaaron Carter	5'10"	175	RFr.
8	Joshua Thomas	5'10"	170	Fr.
9	Robert Gayden	6'2"	195	RFr.
14	Brandon Crawford **	5'9"	188	Jr.
20	<u>Michael Elliott *</u>	<u>5'11"</u>	<u>200</u>	<u>So.</u>
21	Ben Purnell	5'9"	175	Fr.
22	<u>Luther Eta **</u>	<u>5'8"</u>	<u>172</u>	<u>Jr.</u>
23	<u>Demetrius Lavant *</u>	<u>5'11"</u>	<u>180</u>	<u>Sr.</u>
24	Steve Anderson *	5'9	169	So.
25	Jack Klein	5'10"	195	Fr.
26	Gareth Jackson *	6'0"	191	So.
28	Dennis Walls	5'11"	180	Fr.
35	Kyle Whitche	5'10"	175	RFr.
36	Jeremy Mayweather	5'8"	180	Fr.
37	Earl Jackson	5'10"	180	RFr.
39	Tommy Magna	6'3"	195	RFr.

SPECIAL TEAMS

KICKERS/PUNTERS (3)

No.	Name	Ht.	Wt.	Yr.
27	Derek Koon	5'9"	160	Fr.
47	Eric Phillips	6'2"	190	Fr.
13	Mickey Masucci ***	6'0"	196	Sr.

LONG SNAPPERS (3)

No.	Name	Ht.	Wt.	Yr.
67	Greg Eagle	5'11"	205	RFr.
92	Jake McKinnis	6'3"	210	Fr.

HOLDERS (2)

No.	Name	Ht.	Wt.	Yr.
15	Tyler Fenton	6-1	185	Sr.
18	Phillip Davis	6-1	210	So.

PUNT RETURNERS (2)

No.	Name	Ht.	Wt.	Yr.
8	Albert Coker	5-11	186	Jr.
20	Derek Rodriguez	5-10	178	Jr.

KICKOFF RETURNERS (4)

No.	Name	Ht.	Wt.	Yr.
4	Vaness Emokpae	6-1	225	Jr.
8	Albert Coker	5-11	186	Jr.
20	Derek Rodriguez	5-10	178	Jr.
27	Phil Kenney	5-11	192	Jr.

PROJECTED STARTERS



RETURNING PLAYERS

OUTLOOK

COACHES

ROSTER

PLAYERS

08 REVIEW

RECORDS


HISTORY

OPPONENTS

MIAA

TRUMAN

14



ROGER ALEXANDER **30**
LB

6-0 199LBS JUNIOR
SEABROOK, TEXAS CLEAR LAKE
BUSINESS ADMINISTRATION

		--Tackles--			Sacks			---Fumbles---		
Defensive	GP	Solo	Ass	Total	TFL/Yds	No-Yds	Int-Yds	Rec-Yds	FF	
Career	8	1	5	6	0.0-0	0-0	0-0	0-0	0	

Truman: 2008 - Played in five games as a special teams player and recorded three tackles with one solo...game high was two tackles against Missouri Western... earned lifter of the week honors following Missouri Southern game...named to the MIAA Academic Honor Roll.

2007 - Played in three games and recorded three assisted tackles...had one assisted tackle in win over Emporia State and two assisted stops in victory over Missouri Western in season finale...all three tackles came during kickoff returns.

High School - Had 70 tackles, three deflection and one interception during senior season ... in 2005, high school team won the district, area and regional championship ... a two year letterwinner and one year starter in football and a three-year starter on the track team ... ran 100, 200, 400, 4x100, 4x200, 4x400 and participated in the long jump.

Personal - Born June 19, 1988 in Houston, Texas ... son of Roger and Brenda Alexander ... majoring in Pre-Business.



HARNISH AYORA **25**
RB

5-10 213LBS SOPHOMORE
CASA GRANDE, ARIZ. CASA GRANDE UNION
EXERCISE SCIENCE

		-----Rushing-----						-----Receiving-----					
Offensive	GP	Att	Yds	TD	YPC	YPG		Rec.	Yds	TD	YPC	YPG	
Career	8	29	100	0	3.4	14.3		2	3	0	1.5	0.4	

**** Longest play - 13 yard rush vs. Emporia St. (10/25/08) ****

Truman: 2008 - Game high was 41 yards against Emporia State on nine carries with a long of 13 yards, had both receptions that game as well...was the scout special teams player following Southern Arkansas game and scout offensive player of the week following Central Missouri game...an MIAA Academic Honor Roll member.

High School - Had over 3,078 yards of rushing during three-years as a starter...third all-time leading rushing in school history and one of only two players to have back-to-back 1,000 yard rushing seasons...held school single-game record with 345 yards rushing and tied record with six touchdowns...was an honorable mention all-state pick following senior year in which he rushed for 1,337 yards and 18 touchdowns...was a first-team all-region running back and a second-team all region linebacker...had 110 total tackles during senior campaign with 13 for loss and one interception.

Personal - Born December 2, 1989 in Fort Worth, Texas...son of Edward Ayora...an Exercise Science major.



STEVE ANDERSON **24**
DB

5-9 169LBS SOPHOMORE
FERGUSON, Mo. McCLUER
EXERCISE SCIENCE

		--Tackles--			Sacks			---Fumbles---		
Defensive	GP	Solo	Ass	Total	TFL/Yds	No-Yds	Int-Yds	Rec-Yds	FF	
Career	8	3	0	3	0.0-0	0-0	0-0	0-0	0	

Truman: 2008 - Appeared in eight games as a special teams player...recorded three total tackles...three solo stops came in games against Southern Arkansas, Washburn and Missouri Southern

2007 - Was named the scout team player of the week following the Central Missouri game.

High School - Was the first football player to throw for over 1,000 yards and rush for 500 yards in the same season...earned two second team all-conference awards...was a relay specialist in track and is part of a record holding 4x100 squad that ran in 41.5...team earned second place at state in the event.

Personal - Born August 5, 1989 in Chicago Heights, Ill. ... son of Donna Miller-Anderson...is an exercise science major.



RASHAAD BARNETT **98**
DL

6-2 245LBS JUNIOR
PHOENIX, ARIZ. BROPHY PREP
MATHEMATICS

		--Tackles--			Sacks			---Fumbles---		
Defensive	GP	Solo	Ass	Total	TFL/Yds	No-Yds	Int-Yds	Rec-Yds	FF	
Career	10	1	3	4	0.0-0	0-0	0-0	0-0	0	

Truman: 2008 - Played in seven games... recorded two tackles against Northwest Missouri State University.

2007 - Saw action in three games...made a solo stop and had an unassisted tackle in Bulldogs home opening win over Upper Iowa...both tackles came on rushing attempts.

High School - A two year letterwinner and starter...earned honorable mention and second team all-conference during football career...was a member of the 2005 Arizona Class 5A Division I championship squad...recorded 11 sacks during senior season and was named Brophy Prep's Most Distinguished Student Award...also ran the 110 and 300 hurdles in track...was the Track & Field team captain.

Personal - Born May 27, 1988 in Phoenix, Ariz. ...son of Keran Maroney...a Mathematics and pre-secondary education major.




BRIAN BARTLESMYER **49**
LB

5-11 217LBS SOPHOMORE
BALLWIN, Mo. PARKWAY WEST
EXERCISE SCIENCE

Truman: 2008 - Did not see any game action

High School - Was a two-sport athlete at Parkway West High School, was named to the all-conference team as a defensive lineman...he was also named Center Scholar Athlete in all four years of high school...tallied 68 tackles, including three sacks, in his final season.

Personal - Born March 3, 1989 in St. Louis, Mo. ... son of Bill and Barbara Bartlesmeyer...an exercise science major.



ANTON BERNARD

28
RB

5-11 194LBS JUNIOR
CHANDLER, ARIZ. CHANDLER
PSYCHOLOGY

Offensive	GP	Rushing						Receiving					
		Att	Yds	TD	YPC	YPG	Rec.	Yds	TD	YPC	YPG		
Career	22	110	395	1	4.0	35.3	11	51	0	4.6	2.3		


** Longest play - 48 yard rush vs. Mo. Southern (11/1/08) **

Truman: 2008 - Started in five of the games and became a force in the second half of the season... was second leading rusher on the team with 96 attempts for 388 yards...was a special teams specialist with a punt return for 43 yards and a touchdown against Southern Arkansas...recorded 10 tackles on the season...caught 10 passes for 50 yards...was the offensive MVP against Emporia St. and Special teams MVP against Central Missouri...was the Special Teams MVP and named team's most improved player.

2007 - Participated in all 11 games and had 14 carries for 34 yards...had a season-best 13-yard rush against Southwest Baptist...was third on the team in special team tackles with nine...was named the special teams player of the week following victory over Fort Hays State.

High School - Was a two-time varsity most valuable player and team captain...held record for highest yards per carry in 2005 at 10.6 that was broken by little brother in 2007 at 11.3 ypc...member of two state championship teams in track & field.

Personal - June 29, 1988 in Chandler, Ariz. ... son of Gillmore Bernard and Sonia Campbell...a Psychology major.



PATRICK BLACKWELL


94
DL

6-2 230LBS R-FRESHMAN
ARLINGTON, TEXAS ARLINGTON
HISTORY

Truman: 2008 - Scout defensive player of the week following the Emporia St. game.

High School - Was a 2007 Texas 5A all-state selection and team captain...named first-team all-district as a senior after recording 90 tackles (22 for loss) and eight sacks ... forced seven fumbles and totaled 170 tackles and final two seasons...played basketball and track/field for four years each.

Personal - Born August. 4, 1989 in Fort Worth, Texas.



KENDRICK BLUE

1
WR

6-0 190LBS JUNIOR
HUMBLE, TEXAS NORTHLAND CHRISTIAN
JUSTICE SYSTEMS

Offensive	GP	Rushing						Receiving					
		Att	Yds	TD	YPC	YPG	Rec.	Yds	TD	YPC	YPG		
Career	22	1	3	0	3.0	0.3	35	467	4	13.3	21.2		

** Longest play - 48 yard reception vs. Emporia St. (10/27/07) **

Truman: 2008 - Averaged 10.4 yards per catch...finished sophomore year with 16 catches for 167 yards and 2 touchdowns...caught season high 3 catches in games against University of Nebraska-Omaha and Washburn University...holds all-time record for wide receivers with 42" jump.

Truman: 2007 - Averaged 15.8 yards per catch, which was second best on the team during the season...finished freshman year with 19 catches and 300 yards receiving...had a 41-yard reception against Upper Iowa and a 48-yard catch against Emporia State...also had two kick returns for 50 yards and a long of 29...had a season-high 94 yards receiving against Upper Iowa in home opener...had three games with a season-high three passes caught.

High School: was the offensive MVP during his senior season ... caught 23 passes for 323 yards and seven touchdowns ... rushed for 530 yards and seven more scores ... was named second-team all-district and played in the state championship game.

Personal: Born Dec. 10, 1987 in Houston, Texas ... son of Paul and Lolita Harris ... majoring in Criminal Justice.




BRETT BOYER

59
LB

6-1 250LBS R-FRESHMAN
MOBERLY, MO. MOBERLY
EXERCISE SCIENCE

High School - Was named a first-team all-state linebacker and a two-time all-district and conference linebacker...was named to the Columbia Tribune all-area team and was a KRES all-star...was key part of Spartan team that captured two North Central Missouri Conference championships, three district championships and two sectional titles ... has also been named all-conference in baseball and is a starter on the Moberly basketball team.

Personal - Born October 25, 1989 in Columbia, Mo. son of Brad and Kristi Boyer...an Exercise Science major.



TAYLOR BREEN

10
QB

6-3 180LBS R-FRESHMAN
HAMILTON, OHIO LAKOTA WEST
PRE-BUSINESS ADMINISTRATION

Truman: 2008 - Was named the Offensive Scout Player of the Year...earned scout player of the week accolades following Missouri Southern game...leads quarterbacks with a 34" vertical leap.

High School - Threw for over 1,000 yards in 2007 as the starting quarterback...had nine passing touchdowns and seven rushing scores...added 300 yards rushing...is second in school history in career passing yards...set school single-game records with 272 passing yards and three touchdown passes.

Personal - Born March 16, 1990 in Cincinnati, Ohio ... son of Adrian and Lori Breen...a Pre-Business Administration major.

OUTLOOK

COACHES

ROSTER

PLAYERS

08 REVIEW

RECORDS

HISTORY

OPPONENTS

MIAA

TRUMAN

RETURNING PLAYERS

OUTLOOK

COACHES

ROSTER

PLAYERS

08 REVIEW

RECORDS

HISTORY

OPPONENTS

MIAA

TRUMAN

16



**JA'COBE
BRITT**

42
LB

6-0 227LBS R-FRESHMAN
JOPLIN, Mo. JOPLIN
PRE-ACCOUNTING

Truman: 2008 - Named the Bulldogs Community player of the week following Missouri Southern game.

High School - A versatile player with experience in the secondary, linebacker, running back, wide receiver and kick returner...was twice named to the first-team all-district team in Missouri Class 6 and was a two-time all-conference pick as a free safety ... member of the 2006 Ozark Conference championship team after posting a 7-3 record ... also had lettered and started in both basketball and track.

Personal - Born February 22, 1990 in Louisville, Ky. ... son of Amita Britt...a Pre-Accounting major.



**DAN
BRYAR**

57
LB

5-10 217LBS JUNIOR
CHICAGO, ILL. MARIST
POLITICAL SCIENCE

Defensive	GP	[--Tackles--]			Sacks		[---Fumbles---]		
		Solo	Asst	Total	TFL/Yds	No-Yds	Int-Yds	Rec-Yds	FF
Career	14	8	6	14	0.0-0	0-0	0-0	0-0	1

Truman: 2008 - Recorded five tackles and three solos as a special teams player...game high was three stops against Missouri Southern...named to the MIAA Academic Honor Roll...

2007 - Saw action in eight games making nine tackles...had a key forced fumble in first quarter against Missouri Western on a punt return...had a season-high three tackles in two games (Southwest Baptist & Missouri Western)...named the team's community involver following Pittsburg State game...one of the team's top lifters during Emporia State game week.

High School - A four-year starter and letterwinner in football ... was a captain for three years ... was also an accomplished boxer earning letters and the school's "M" award for boxing.

Personal - Born Dec. 20, 1987 in Chicago, Ill. ... son of Terrence and Sharon Bryar ... a political science major.



**ANTHONY
BROWN**

83
WR

6-3 197LBS SOPHOMORE
SHAWNEE MISSION, KAN. BONNER SPRINGS
JUSTICE SYSTEMS

[-----Rushing-----]							[-----Receiving-----]				
Offensive	GP	Att	Yds	TD	YPC	YPG	Rec.	Yds	TD	YPC	YPG
Career	7	0	0	0	0	0	4	62	1	15.5	8.9

**** Longest play - 22 yard reception vs. Washburn (10/18/08) ****

Truman: 2008 - Saw action in seven games with two of his four receptions coming against Washburn on Oct. 18...had a 14-yard touchdown reception in Bulldogs victory over Missouri Southern on Nov. 1.

High School - Voted the most valuable player and offensive player of the year following his senior season...had 33 catches for 467 yards and six touchdowns ... named to the 2006 all-Metro Sports football team...was part of the school's record setting 4x100 team in track with a time of 43.5...starting point guard and shooting guard and was named to the 2006 Bonner Spring Metro Classic in basketball.

Personal - Born April 29, 1987 in Kansas City, Kan. ...son of Deotis and Jeanette Brown...a Justice Systems major.



**CHARLIE
BRUNETTE**

80
WR

6-1 202LBS SENIOR
FULTON, Mo. FULTON
EXERCISE SCIENCE

[-----Rushing-----]							[-----Receiving-----]				
Offensive	GP	Att	Yds	TD	YPC	YPG	Rec.	Yds	TD	YPC	YPG
Career	19	0	0	0	0	0	20	294	3	14.7	15.5

**** Longest play - 46 yard reception vs. Mo. Southern (11/1/08) ****

Truman: 2008 - Played in all 11 games...had 12 receptions for 176 yards in his junior season...caught one touchdown on the season against Missouri S&T...named to the MIAA Academic Honor Roll.

2007 - Had 10 catches in eight games played for 150 yards...averaged 15.0 yards per catch...caught two touchdown passes, one against Washburn and a 17-yard strike against Missouri Western...recorded a season-high 41 yards receiving against Missouri Western...was named to the MIAA Commissioner's Academic Honor Roll.

High School: Had 53 catches for 718 yards and seven touchdowns his senior year ... held the school record with most receptions in a game with 14 ... named second team all-state, first team all-district and first team all-conference wide receiver following senior year plus earned all-area honors from the Columbia Tribune ... earned honorable mention North Central Missouri Conference accolades following the 2002 season ... a three-year starter on the school's basketball team.

Personal: Born Sept. 25, 1986 in Cheyenne, Wyo. ... son of Thomas and Deborah Brunette ... an exercise science major.



**TERRENCE
BYRD**

2
DB

5-10 168LBS SOPHOMORE
KATY, TEXAS JAMES TAYLOR
HISTORY

Defensive	GP	[--Tackles--]			Sacks		[---Fumbles---]		
		Solo	Asst	Total	TFL/Yds	No-Yds	Int-Yds	Rec-Yds	FF
Career	11	24	11	35	2.0-4	0-0	3-27	0-0	1

Truman: 2008 - Had 35 total tackles including two tackles for loss...finished the season with three interceptions which is 3rd on the team and one of them was returned for 27 yards and a touchdown against Fort Hays State...was tied for second on the team in pass break ups with five...also forced a fumble against Missouri S&T.

2007 - Byrd earned the Special teams scout award following the 2007 season...was a two-time scout team player of the week, following games against Missouri S&T and Fort Hays State...named the team's community involver following Missouri Southern gameweek.

High School - Was a finalist for Defensive Player of the Year in the Houston area, sponsored by the local Touchdown Club ... was a first team all-district pick and named defensive back of the year by the team ... had 49 tackles, 39 solo and forced two fumbles ... had a school record seven interceptions last season ... helped lead his high school squad to the playoffs for the first time since 1995 ... was also starting point guard on the basketball team.

Personal - Born Feb. 22, 1989 in Dallas, Texas...son of Tyrone and Vickie Byrd...a History major.



RETURNING PLAYERS



SHEA CARR **78**
OL

6-4 298LBS JUNIOR
WASHINGTON, Mo. ST. FRANCIS BORGIA
EXERCISE SCIENCE

		Blocking		QB Protection	
O-Line	GP	Cuts	Knockdowns	Hits Allowed	Sacks Allowed
Career	14	4	1	7	0


**** 08 Game Stats ****

Truman: 2008 - Appeared in nine games and was a starter for two.

2007 - Participated in five games on the offensive line...had a season-high 90% grade against Missouri Southern.

High School: A two-year letterwinner for former Bulldog Dale Gildehaus at St. Francis Borgia High School ... earned the Best Defensive Lineman Award ... named all-area, all-Independent and all-District performer ... was a member of the school's Class 4 State Championship Basketball team as a starting center in 2006.

Personal: Born Jan. 2, 1988 in Washington, Mo. ... son of Daniel and Terri Carr ... majoring in Exercise Science.



KAARON CARTER **7**
DB

5-10 175LBS R-FRESHMAN
WARRENSBURG, Mo. WARRENSBURG
BIOLOGY

High School: Was a four-year letterwinner and varsity captain his senior season...had 130 carries for 672 yards and nine touchdowns before a season-ending injury after six games prior to injury, had 57 tackles, including three interceptions and 12 pass deflection...was a first-team all-conference track performer for two years in the 100 meter dash, 4x200 relay and 4x100 relay... ran 10.67 in the 100 and 21.7 in the 200.

Personal: Born Jan. 28, 1990 in Peru, Indiana...son of Clavin and Ylonda Carter...oldest of four siblings...a Biology major.




DOMNIK COBOS **95**
DL

6-2 240LBS R-FRESHMAN
MANSFIELD, TEXAS MANSFIELD
PRE-BUSINESS ADMINISTRATION

Truman: 2008 - Was named the defensive scout player of the year and earned player of the week awards after both the Northwest Missouri and Fort Hays State games.

High School: A three-year defensive end starter...earned honorable mention all-district honors in Class 5A...was the school's defensive lineman of the year after the team posted an 8-3 record...was an Academic all-state and all-district honoree.

Personal: Born May 3, 1990 in Fort Worth, Texas...son of Jose and Catherine Cobos...a pre-Business Administration major.

ALBERT COKER **8**
WR

5-11 186LBS SENIOR
LAKE CITY, FLA. LAKE CITY
JUSTICE SYSTEMS

		-----Punt Returns-----					-----Recieving-----				
<u>Offensive</u>	<u>GP</u>	<u>Att</u>	<u>Yds</u>	<u>TD</u>	<u>Lg</u>	<u>Avg</u>	<u>Rec.</u>	<u>Yds</u>	<u>TD</u>	<u>YPC</u>	<u>YPG</u>
Career	33	49	396	1	60	8.1	72	923	11	12.8	28.0

**** Longest play - 73 yard reception vs. Emporia St. (10/25/08) ****

Truman: 2008 - Led all players with seven touchdowns...was second on the team in receiving with 30 catches for 489 yards for an average of 44.5 yards per game... his game-breaking abilities were showcased against University of Nebraska-Omaha when he caught 3 passes for 101 yards and one touchdown...also led the team in punt returns with 23 for 140 yards with a long of 29 yards and was second in kick returns with eight for 202 yards with a long of 38...received honorable mention All-MIAA...was ranked 71st in Division II in punt returns.

2007- Was third on the team with 31 catches for 230 yards and one receiving touchdown...had a 60-yard punt return for a touchdown against Missouri Southern...had the sixth all-time single season in punt return yards with 232...averaged 9.7 yards per return and 18.4 in kick returns...had a 48 yard kickoff return against Pittsburg State...had a season-high six catches against Emporia State and a season-high 54 yards receiving against Upper Iowa...longest catch of the year was a 34 yard reception against Missouri Southern...was named to the MIAA Commissioner's Academic Honor Roll.

2006- Played as a reserve in all 11 games and had 11 receptions for 204 yards...led the Bulldogs in yards per catch at 18.5...had six plays of 20 or more yards...had three special team returns...had three catches for a season-high 88 yards and a pair of touchdowns in home win over Missouri Southern...Nine of 11 catches went for either a first down or touchdown (five on third down).

Previous School: Started as a freshman at safety, punt returner and kick returner at West Point Prep (Army).

High School: Had 12 interceptions in three varsity seasons and recorded 142 tackles during junior and senior year...named team's most valuable player...named to the Gainesville Sun Super 11, Florida Times Union #12 player in Northeast Florida...participated in the Florida Shrine Bowl All-Star game...also was a member of the weightlifting squad and track team.

Personal: Born Oct. 11, 1986, in Lake City, Fla...the son of Albert Coker and Latonia Griffin...Business Administration major.



BRANDON CRAWFORD **14**
DB

5-9 188LBS JUNIOR
SUGARLAND, TEXAS DULLES
BUSINESS ADMINISTRATION

		--Tackles--			Sacks			---Fumbles---	
Defensive	GP	Solo	Asst	Total	TFL/Yds	No-Yds	Int-Yds	Rec-Yds	FF
Career	9	7	8	15	0.0-0	0.0-0	0-0	1-0	2

Truman: 2008 - Played in four games mostly on special teams...recorded five total tackles with two solo tackles...is tops among current defensive backs with a 393lbs bench press and a 325lbs incline press...ran a 4.46 40.

2007 - Played in five games as a redshirt freshman...had 10 total tackles with five coming on punt returns...had two forced fumbles, one against Northwest Missouri and one against Missouri S&T...fumble forced against Northwest Missouri was recovered by the Bulldogs.

High School - A three-time all-district selection in football ... was also a member of the 4x100 and 4x200 district track champions ... has power cleaned 300 pounds.

Personal - Born Apr. 7, 1988 in Houston, Texas ... son of Geoffrey and Toni Crawford ... a Business Finance major.

OUTLOOK

COACHES

ROSTER

PLAYERS

08 REVIEW

RECORDS

HISTORY

OPPONENTS

MIAA

TRUMAN

RETURNING PLAYERS

OUTLOOK

COACHES

ROSTER

PLAYERS

QB REVIEW

RECORDS


HISTORY

OPPONENTS

MIAA

TRUMAN

18



STEVE D'ANTONIO 82 TE

6-5 243LBS SENIOR
EDWARDSVILLE, ILL. EDWARDSVILLE
HISTORY

-----Rushing-----							-----Receiving-----						
Offensive	GP	Att	Yds	TD	YPC	YPG	Rec.	Yds	TD	YPC	YPG		
Career	21	0	0	0	0.0	0.0	25	380	4	15.2	18.1		


** Longest play - 62 yard reception vs. Washburn (10/18/08) **

Truman: 2008 - Played in 10 games during his junior year... caught four passes for 95 yards for an average 23.8 yards per catch... had his longest catch for 62 yards against Washburn University...named to the MIAA Academic Honor Roll.

2007 - Was third on the team in receiving yards with 285 with 21 catches and four touchdowns...two of his TD receptions came in the homecoming win over Emporia State...had a season-high four receptions in two games, against Northwest Missouri and Washburn...season-high in reception yards was 76 against Washburn...longest reception of the year was a 43 yard catch against Southwest Baptist...was named the special teams player of the week following game vs. Pittsburg State and the offensive player of the week following Washburn game...voted most improved player by team...named to the MIAA Commissioner's Academic Honor Roll.

High School: A two-year starter and letterwinner while also playing in both football and baseball state championship games ... named a two-time Metro East Baseball Coaches Association All-Star ... earned all-conference honors in baseball, first team senior year and second-team junior season ... varsity baseball team won the conference championship and were ranked fourth in the nation during 2003.

Personal: Born Jan. 10, 1987 in St. Charles, Ill. ... son of Robert and Cynthia D'Antonio ... a History major.



PHILLIP DAVIS 18 QB

6-1 210LBS JUNIOR
FLORISSANT, Mo. HAZELWOOD
JUSTICE SYSTEMS

-----Passing-----							----Rushing----						
Offense	GP	Effic	Cmp-Att-Int	Pct	Yds	TD	Avg/G	Att	Yds	TD	YPC		
Career	19	118.7	9-21-0	42.9	111	2	5.8	17	67	0	3.9		

Truman: 2008 - Was the holder on extra points and field goal attempts where the Bulldogs were 33-of-33 on PATs and 11-of-18 on field goal attempts...served as a back-up quarterback...threw for a touchdown against Missouri Southern...had a run of 23 yards against Southern Arkansas...is tops among active QBs with a 316 lbs bench press, 519 lbs squat and a 296 lbs incline press...was the lifter of the week following the Washburn game.

2007 - Served mainly as a back-up quarterback and was the team's holder on extra point and field goal attempts...longest pass went for a touchdown on a trick play against Fort Hays State, the pass went for 26 yards...had a quarterback efficiency rating of 115.54...as holder, the Bulldogs were 10-13 on field goals made and 32-35 on extra point attempts.

High School: Threw for over 500 yards and rushed for 300 during senior season at Hazelwood West High School ... earned all-conference honors following both junior and senior campaigns ... also a member and letterwinner of the school's basketball and track teams.

Personal: Born Dec. 24, 1987 in St. Louis, Mo. ... son of Barton and Martha Davis ... a Criminal Justice major ... a History major.



GREG EAGLE 67 LS

5-11 221LBS R-FRESHMAN
RAYTOWN, Mo. O'HARA
COMPUTER SCIENCE

High School - Earned first-team all-conference honors as a center...also played on the defensive line and was the squad's long snapper...performed in the shot and discus for the school's track and field team, an outfielder for the baseball team and wrestled.

Personal - Born Oct. 15, 1989 in Overland Park, Kan. ...son of Jeff and Laura Eagle...a computer science major.



CYRUS ELAHI 85 WR

6-0 168LBS R-FRESHMAN
PLANO, TEXAS PLANO WEST
BIOLOGY

Truman 2008 - Named to the MIAA Academic Honor Roll...was the scout defensive player of the week following the Missouri Western game.

High School - Had 33 catches for 350 yards and three touchdowns while earning class 5-A Honorable mention accolades...played one season as a goalkeeper for the soccer program.

Personal - Born June 1, 1990 in Plano, Texas...son of Kamran and Faye Elahi...a Biology major.



MICHAEL ELLIOTT 20 DB

5-11 185LBS SOPHOMORE
CYPRESS, TEXAS CY-FAIR
PRE-BUSINESS ADMINISTRATION

--Tackles--				Sacks			---Fumbles---		
Defensive	GP	Solo	Asst	Total	TFL/Yds	No-Yds	Int-Yds	Rec-Yds	FF
Career	10	5	8	13	1.0-0	0-0	0-0	1-0	0

Truman: 2008 - Played in 10 of the games as a special teams player and back up safety as a true freshman... recorded 10 tackles on the season with five solos... also had one pass break against Missouri Southern and a fumble recovery against Fort Hays State...was named special teams MVP following the Northwest Missouri and Emporia State games...named to the MIAA Academic Honor Roll.

High School: Started at cornerback and free safety as team went to back-to-back state quarterfinal games...named team captain and member of the all-Cypress Sun football team as a senior...received all-district honors in junior and senior seasons...team won district championships during Elliott's sophomore and junior years...had 122 tackles, ten pass breakups, five forced fumbles (two recovered), two interceptions and one touchdown as a senior...averaged more than 20 yards per kick return...also played basketball and started as a guard for four seasons.

Personal: Born May 15, 1990 in Houston, Texas ... son of Joseph Elliott and Irma George...a pre-Business administration major.





VANNESSE EMOKPAE

4

WR

6-1 240LBS R-JUNIOR
SUGARLAND, TEXAS KEMPNER
BUSINESS ADMINISTRATION

Offensive	GP	-----Rushing-----					-----Receiving-----				
		Att	Yds	TD	YPC	YPG	Rec.	Yds	TD	YPC	YPG
Career	23	1	5	0	5.0	0.2	57	735	9	12.9	32.0

**** Longest play - 50 yard reception vs. Upper Iowa (9/8/07) ****

Truman: 2008 - Played only in the first game against Southern Arkansas University before sustaining a season ending injury... had 1 reception for 11 yards and 1 rush for 5 yards...holds all-time lifting record for Bulldog receivers in bench (393lbs), squat (638lbs), incline (333lbs) and hang clean (369lbs).

2007 - Was the team's leading receiver with 462 yards on 35 catches...had seven catches for 170 yards in victory over Upper Iowa, with a season-long 50-yard reception for a touchdown...had two touchdown receptions in season-ending victory over Missouri Western...averaged 42.0 yards receiving per game which was 212th in Division II...also ranked nationally (210th) in receptions per game with 3.2...averaged 13.2 yards per catch...also had seven punts for an average of 31.6 yards per punt.

2006 - Was the leading newcomer on the team with 21 receptions for 262 yards...15 of his 21 receptions went for either a first down or touchdown...led all receivers with five touchdown receptions...had a pair of TD receptions in win over Southwest Baptist...caught season-high three passes in four different games...longest reception went for 44 yards against Fort Hays State.

High School: Caught 43 passes for 725 yards and 10 touchdowns during high school career...named team's top receiver following senior season...was an all-district selection in four different sports, football, basketball, soccer and track...broke the school record in the high jump with a mark of 6'6"...was a two-time regional qualifier in the high jump.

Personal: Born March 27, 1988, in Nashville, Tenn... the son of Matthew and Laura Emokpae...a Finance major...a History major.



LUTHER ETA

22

DB

5-8 172LBS JUNIOR
HOUSTON, TEXAS WESTFIELD
COMPUTER SCIENCE

Defensive	GP	--Tackles--				Sacks		---Fumbles---		
		Solo	Asst	Total	TFL/Yds	No-Yds	Int-Yds	Rec-Yds	FF	
Career	21	45	27	72	2.5-5	0-0	2-39	1-0	1	

Truman: 2008 - Played in 10 games recording 35 tackles and two for loss...tied for second on the team in pass break ups with five...had an interception against Fort Hays...was involved in two fake punts rushing for 69 yards total.

2007 - Played in all 11 games and started the final nine as a true freshman...had a season-high nine solo tackles in win over Southwest Baptist...had a fumble recovery to go along with nine total tackles against Northwest Missouri...had an interception and blocked kick against Missouri Southern that earned him the special teams player of the week...had four pass break-ups with two coming in win over Fort Hays State.

High School: was a first-team defensive back and kick returner in class 5A in Texas ... a four year starter and three year letterwinner ... holds school record in the power clean at 275 lbs. ... ran a 4.41 40-yard ... also was a member of the school's track and field team.

Personal: Born Apr. 25, 1989 in Houston, Texas ... son of Godfrey and Mary Eta.



ANTHONY FREEMAN

17

LB

6-1 235LBS JUNIOR
GLENDALE, ARIZ. PHOENIX COLLEGE
PRE-BUSINESS ADMINISTRATION

Defensive	GP	--Tackles--				Sacks		---Fumbles---		
		Solo	Asst	Total	TFL/Yds	No-Yds	Int-Yds	Rec-Yds	FF	
Career	8	9	12	21	1.0-2	0-0	0-0	0-0	0	

Truman 2008 - Played in eight games and started in five of those before a season ending injury...recorded 21 total tackles and one tackle for loss...had a season high 4 tackles against Emporia State.

High School: A first team all-state linebacker and a first team all-state defensive end...was a two-year starter and three year letterwinner...member of the 2005 Arizona State championship team that went 14-0...held the school record for the power clean at 345lbs.

Personal: Born Dec. 19, 1987 in Phoenix, Ariz. ...son of Gerald and Nadine Freeman...a pre-Business Administration major.



ROBERT GAYDEN

9

DB

6-0 188LBS R-FRESHMAN
SAN ANTONIO, TEXAS JOHN PAUL STEVENS
PRE-BUSINESS ADMINISTRATION

High School: Was a first-team all-district free safety and wide receiver...had 63 tackles with 45 solo and 18 assisted during his senior year and had 72 tackles with 33 solo his junior season...had seven pass deflections, four tackles for loss, an interception, forced fumble and fumble recovery...was a four-year starter and two-year letterwinner...ran the 400, 4x400 and 4x200 for the school's track team.

Personal: Born June 16, 1990 in San Diego, Calif. ...son of Victor and Paula Smith...a pre-Business Administration major.



RETURNING PLAYERS

OUTLOOK

COACHES

ROSTER

PLAYERS

08 REVIEW

RECORDS

HISTORY

OPPONENTS

MIAA

TRUMAN

20



DONALD HARVEY

21
RB

5-9 170LBS SOPHOMORE
RICHMOND, TEXAS FT. BEND BUSH
PRE-BUSINESS ADMINISTRATION

-----Rushing-----										-----Recieving-----									
Offensive	GP	Att	Yds	TD	YPC	YPG	Rec.	Yds	TD	YPC	YPG	Offensive	GP	Solo	Asst	Total	TFL/Yds	No-Yds	Int-Yds
Career	11	68	275	2	4.0	25.0	25	199	2	8.0	18.1	Career	4	1	0	1	0.0	0-0	0-0

**** Longest play - 68 yard reception vs. Fort Hays State (9/27/08) ****

Truman: 2008 - Appeared in all 11 games as a red-shirted freshman...had four touchdowns, two rushing and two receiving...rushed for 275 yards and caught 25 passes for 199 yards...had a season high 97 total yards against Fort Hays including a 68 yard reception for a touchdown on the first play of the game.

High School: Held several school records including all-time receptions all-time leading rusher with 2,565 yards, over 3,000 all-purpose yards, all-time touchdown leader with 24 and most points scored in a career...a two-time offensive MVP and first-team all-district selection following senior season...a two-time academic all-district honoree...played basketball as well.

Personal: Born December 27, 1988 in Houston, Texas ... son of Donald and Mia Harvey...a pre-Business Administration major.



GARETH JACKSON

26
DB

6-0 196LBS SOPHOMORE
DOUGLASVILLE, GA. CHAPEL HILL
PSYCHOLOGY

---Tackles---										Sacks									
Defensive	GP	Solo	Asst	Total	TFL/Yds	No-Yds	Int-Yds	Rec-Yds	FF	Defensive	GP	Solo	Asst	Total	TFL/Yds	No-Yds	Int-Yds	Rec-Yds	FF
Career	4	1	0	1	0.0	0-0	0-0	0-0	0	Career	4	1	0	1	0.0	0-0	0-0	0-0	0

Truman: 2008 - Played in four games and recorded one solo tackle in the Northwest Missouri game...named to the MIAA Academic Honor Roll.

High School: Jackson was a co-defensive MVP and was named all-county at Chapel Hill High School...had 75 tackles with four interceptions and three blocked field goal attempts...was a walk-on at the University of Auburn

Personal: Born June 3, 1988 in Douglasville, Georgia...son of James Jackson and Beverly Lowery...a psychology major.



MJ KANG

90
DL

6-0 250LBS R-FRESHMAN
AMES, IOWA AMES
EXERCISE SCIENCE

Truman: 2008 - Was a medical redshirt last season...named to the MIAA Academic Honor Roll.

High School: Earned all-state honors in both 2005 and 2006 and was a three-time all-conference pick...was a three-year starter on both the offensive and defensive line...was named Elite all-conference following senior season...was a state qualifier in the shot put in 2005.

Personal: Born Feb. 14, 1989 in Daejon, South Korea...son of Sung Kwon and SungHyun Kang, both college professors...an exercise science major.



EARL JACKSON

37
DB

5-10 180LBS R-FRESHMAN
St. Louis, Mo. EUREKA
JUSTICE SYSTEMS

Truman: 2008 - Was the scout special team's player of the week following the Pittsburg State contest.

RETURNING PLAYERS



PHIL KENNEY 27
RB
5-11 195LBS SENIOR
IOWA CITY, IOWA IOWA CITY
PSYCHOLOGY

-----Kick Returns-----							-----Rushing-----						
Offensive	GP	Att	Yds	TD	Lg	Avg	Att	Yds	TD	YPC	YPG		
Career	26	66	1524	0	59	23.1	124	543	6	4.4	20.9		

** Longest play - 68 yard reception vs. Pittsburg State (10/11/08) **

Truman: 2008 - Leading kick returner for the Bulldogs with 37 last season for 847 yards and a long of 43 against Missouri Western...had 95 rushing yards on 32 carries and 379 receiving yards on 39 catches...led the team with 1,321 all-purpose yards...had season-high 10 rushes for 25 yards against Northwest Missouri and had seven catches for 126 yards against Central Missouri...was ranked 63rd in Division II in kick returns and 54th in all-purpose yards per game...named to the MIAA Academic Honor Roll.

2007 - Had 677 yards in kick returns, which was fourth best in Bulldog history...longest return was 59 yards on the 2007 opening kickoff against Missouri S&T to set up the first touchdown...had a season best 248 all-purpose yards against Missouri Southern...had a season high 85 yards rushing, including a 48 yard run and a touchdown against Missouri S&T...the 48-yard run was tied for the longest of the season...had rushing touchdowns in back-to-back games to start the season...had 1,054 all-purpose yardage in eight games played to average 131.8 per game and lead the team...had two touchdown receptions and 99 yards receiving against Washburn...named to the MIAA Commissioner's Academic Honor Roll.

2006 - Was third on the team in rushing yards per game at 34.1 while seeing action in seven games, making three starts...had a season-high 16 carries for 125 yards against Minnesota State...longest rush went for 20 yards also in season-opener against Minnesota State...caught a 41-yard pass from Matt Ticich in loss to Pittsburg State...had 10 receptions for 142 yards and 381 all-purpose yards.

High School: Rushed for over 2,000 yards and had 35 career touchdowns and seven career interceptions at City High School in Iowa City...had six touchdowns in one game during senior season...was named school's best male athlete...was named a second-team all-state defensive back by the Des Moines Register and the Iowa Newspaper Association...was a first-team all-conference running back following senior year...an accomplished track athlete winning the 4x100 and 4x200 relay events at state...participated in the Adidas National Outdoor track meet in Raleigh, N.C. ...lettered and started in four sports, football, baseball, basketball and track.

Personal: Born Jan. 21, 1987, in Iowa City, Iowa...the son of Tom and Melanie Kenney...a psychology major.



JEFF KLOTT 53
DL
6-1 241LBS R-FRESHMAN
WASHINGTON, Mo. ST. FRANCIS BORGIA
BIOLOGY

Truman: 2008 - Named to the MIAA Academic Honor Roll...was the scout special team's player of the week following the Central Missouri game.

High School: Recorded 329 career tackles and was a part of former Bulldog Dale Gildehaus' St. Francis Borgia's semifinal team in 2007...was named a first-team all-state linebacker as a senior and was all-district as a sophomore, junior and senior...received all-area Defensive Player of the Year honors in St. Louis all-metro area...capped his high school career with 146 tackles, two fumble recoveries on the defensive side, while rushing for 826 yards and 15 touchdowns offensively as a senior...played basketball and track/field.

Personal: Born July 26, 1989 in St. Louis, Mo. ... son of Dan and Donna Klott... a biology major.



DEMETRIUS LAVANT 23
DB
5-11 180LBS SENIOR
PHOENIX, ARIZ. PHOENIX COLLEGE
JUSTICE SYSTEMS

---Tackles---				Sacks		---Fumbles---		
Defensive	GP	Solo	Asst	Total	TFL/Yds	No-Yds	Int-Yds	Rec-Yds
Career	11	37	36	73	5.5-27	0-0	2-57	3-55


** Longest play - 57 yard interception return vs. Neb-Omaha (10/4/08) **

Truman: 2008 - Earned 2nd Team All-Conference Honors after his first season with the Bulldogs...was fourth on the team with 74 tackles and had 5.5 tackles for loss...named MIAA Defensive Player of the Week after he scored the game winning touchdown on an interception return against Nebraska-Omaha...also recorded seven tackles and a forced fumble in that game...had a team high of three fumble recoveries on the season.

Previous School: Played football and ran track at Phoenix College...was a second team all-conference in the 4x100 and earned an Academic All-Scholar award.

High School: Won back to back state championships at Phoenix Christian High School...a three-year starter and letterwinner in football...ran the 4x100 and long jumped as a member of the track & field team...was a guard for the basketball team and wrestled at 130.

Personal: Born Sept. 20, 1988 in Phoenix, Ariz. ... son of Bernard and Letitia Lavant...youngest of seven siblings...a criminal justice major.



HAROLD LLOYD 99
DL
6-2 277LBS SOPHOMORE
JANESVILLE, WISC. JANESVILLE PARKER
PRE-ACCOUNTING

Truman: 2008 - Transferred at semester from Wayne State (Mich.)...holds the defensive line incline press record with a lift of 376lbs...is the current team leader in the bench press at 439lbs.

High School: Earned first-team all-State, all-Region, all-Area, and all-Conference honors as an offensive and defensive lineman...also earned American Legion Student-Athlete of the Year and Marines Student-Athlete of the Year...also a four-year letter winner in wrestling and track and field...was a member for four wrestling conference championships and two track conference championships.

Personal: Born Sept. 2, 1989 in Beloit, Wisc. ... son of John and Kim Lloyd...a pre-accounting major.



OUTLOOK

COACHES

ROSTER

PLAYERS

08 REVIEW

RECORDS

HISTORY

OPPONENTS

MIAA

TRUMAN

RETURNING PLAYERS

OUTLOOK

COACHES

ROSTER

PLAYERS

08 REVIEW

RECORDS

HISTORY

OPPONENTS

MIAA

TRUMAN

22



STERLING LOPEZ 89 TE

6-2 238LBS R-FRESHMAN
ANCHORAGE, ALASKA SOUTH
EXERCISE SCIENCE

Truman: 2008 - Named to the MIAA Academic Honor Roll...current leader among tight ends in bench press at 293lbs and squat at 433 lbs.

High School: Named first team all-state as a defensive end and first team all-conference as a senior...was a second team all-conference tight end and had 21 catches for 304 yards and three touchdowns...on defense, recorded 70 tackles with five sacks and one interception...won a championship in both football and basketball.

Personal: Born March 8, 1990 in Anchorage, Alaska...son of Manuel Lopez and Rhonda Gerharz...an exercise science major.




TOMMY MAGNA 39 DB

6-2 180LBS R-FRESHMAN
ROUND LAKE, ILL. CARMEL
PRE-BUSINESS ADMINISTRATION

Truman: 2008 - Named to the MIAA Academic Honor Roll.

High School: A two year letterwinner in football...team advanced to the state semi-finals.

Personal: Born February 28, 1990 in Libertyville, Ill. ...a pre-business administration/Marketing major.




MAX MARR 43 LB

6-0 210LBS R-FRESHMAN
FRISCO, TEXAS CENTENNIAL
PRE-BUSINESS ADMINISTRATION

High School: Three-year starter at linebacker and fullback...was a first-team all-district linebacker as both a senior and sophomore...named all-county linebacker as a senior and an all-county fullback as a junior...recorded 93 tackles in five games during senior season...all-academic selection in 2007...also participated in powerlifting for four years in high school.

Personal: Born April 9, 1990 in Dallas, Texas ... son of Mike and Barbara Marr...a pre-Business Administration major.



MICKEY MASUCCI 13 K

5-11 192LBS SENIOR
WILDWOOD, Mo. KENNEDY
BIOLOGY

Field Goals FGM-FGA Pct 01-19 20-29 30-39 40-49 50-99 Lg BK
Career 29-46 63.0 0-0 13-17 10-17 6-12 0-0 49 4

** Longest play - 49 yard field goal vs. Nebraska-Omaha (10/4/08) **

Scoring TD FGs Kick Rush Rcv Pass DXP Saf Points
Career 0 29-46 95-99 0-0 0 0-0 0 0 182

Kickoffs No. Yds Avg TB OB
Career 166 9543 57.4 14 9

Punting No. Yds Avg Long TB FC I20 Blkd
Career 110 3798 34.5 59 3 11 27 2

Truman: 2008 - Led the team in points with 66...converted on 11-of-18 field goal attempts and was perfect on extra points going 33-of-33...was named MIAA Special Teams player of the week after converting two key field goals against University of Nebraska-Omaha...had a career long of 49-yard field goal...also handled the kick-off duties averaging 60.6 yards...named to the MIAA Academic Honor Roll.

2007 - A second team all-conference pick...converted on 10-of-13 field goal opportunities, including twice hitting from a season-long 40 yards...was 32-of-35 on extra points...had the game-winning field goal in overtime against Emporia State which also earned him MIAA Special Teams Player of the Week honors...was first in the MIAA in field goal percentage, second in field goals made and fifth in kick scoring...finished 25th in Division II in field goals per game...his 10 field goals tied him for 6th all-time in single-season at Truman...named the special teams most valuable player by the team...named to the MIAA Commissioner's Academic Honor Roll.

2006 - Named Honorable Mention all-MIAA after converting on 8-of-15 field goal attempts and 30-of-31 extra point tries...tied for the team in scoring with 54 points...had a season-high 45-yard field goal on two occasions, both Bulldog wins...connected from 45 against Emporia State and against Southwest Baptist...was 7-of-10 on field goal attempts inside of 40 yards...longest attempt was from 48 yards...averaged 35.8 yards punting with a long of 59 and 11 inside the opponents 20-yard line...averaged 53.6 yards on kickoffs with six touchbacks.

High School: Was a four-time all-conference selection and twice named all-state...named by the St. Louis Post-Dispatch as an all-metro kicker following junior year...selected to participate in the U.S. Army Bowl...broke school record with a 49-yard field goal...was a 2005 Southwestern Region selection by The Sporting News...made 90% of PAT's during high school career and was 54% on field goal attempts.

Personal: Born Oct. 1, 1987, in Jericho, N.Y...the son of Michael and Shirley Masucci...a Biology/Pre-Med major.



RETURNING PLAYERS



**MICHAEL
MAYSZAK** 11
WR

6-3 190LBS R-FRESHMAN
GENEVA, ILL. GENEVA
PRE-BUSINESS ADMINISTRATION

Truman: 2008 - Named to the MIAA Academic Honor Roll.

High School: Was team captain and named all-conference quarterback as a senior...threw for 1,471 yards and 17 touchdowns as a senior...had two rushing touchdowns and also averaged 34 yards per punt on team that went 11-1 in 2007...as a wide receiver in his junior season, Mayszak had 40 receptions for 834 yards and 12 touchdowns...was part of Class 7A quarterfinalist squad as a senior and Class 6A semifinalist squad as a junior...two-time conference champion...also played basketball.

Personal: Born Jan. 29, 1990 in Elk Grove Village, Ill. ... son of Mike and Nancy Mayszak...a pre-Business Administration major.




**DUSTIN
MOORE** 75
OL

6-5 290LBS R-FRESHMAN
DECATUR, ILL. MAROA-FORSYTH
PRE-BUSINESS ADMINISTRATION

Truman: 2008 - Was the scout offensive player of the week following the season opener against Southern Arkansas...appeared in two games last season.

High School: Was a second team all-conference offensive lineman and first team all-county selection...high school team won the Illinois 2A Football Championship in 2006...on the defensive side of the ball, Moore had 43 tackles and four sacks...also played center on the basketball team.

Personal: Born Jan. 1, 1989 in Mattoon, Ill. ... son of Walter Jr. and Shari Moore...a pre-Business Administration major.



**TREMAINE
MILLENDER** 40
LB

5-11 210LBS R-FRESHMAN
FRISCO, TEXAS DENTON RYAN
BIOLOGY

Truman: 2008 - Was the scout special team's player of the week following the Northwest Missouri game and the scout defensive player of the week following the Washburn contest.

High School: Played outside linebacker, defensive end and running back as a three-year starter...recorded 326 career tackles and averaged 5.48 yards per carry while scoring 10 rushing touchdowns...had 86 tackles (15 for loss) and six sacks as a senior...received Dallas Police Chief's ethics award as a senior for community service, mentoring and tutoring...played baseball and ran track for three years each while in HS...older brother Trey played defensive back for the University of Southern Arkansas.


Personal: Born August 13, 1990 in Lewisville, Texas ... son of Michael Millender and Sandra Lewis...youngest of five siblings...a Biology major.



**WILL
MOSQUERA** 36
RB

5-10 209LBS R-FRESHMAN
HUMBLE, TEXAS EISENHOWER
PRE-BUSINESS ADMINISTRATION

Truman: 2008 - Holds the all-time running back record for a 330lbs incline press.



**TRACY
MILO** 34
RB

5-10 215LBS R-FRESHMAN
SPRING, TEXAS THE WOODLANDS
PRE-BUSINESS ADMINISTRATION

Truman: 2008 - Was named lifter of the week following the Northwest Missouri game and was the scout offensive player of the week after the Pittsburg State game.

High School: Had 780 yards and nine touchdowns through seven games before an injury his senior season...gained over 1000 yards during junior season and was named first-team all-County and first-team all-District...a letterwinner for the school's track team competing in the 100 and 200 meter dash events...named honorable mention academic all-state following senior season and was an academic all-district selection.

Personal: Born Sept. 5, 1989 in Conroe, Texas ... son of Walter and Tracey Milo...a pre-Business Administration major.



**MARK
MOSS** 63
DL

6-2 270LBS R-FRESHMAN
CARMEL, IND. CARMEL
POLITICAL SCIENCE

Truman: 2008 - Named to the MIAA Academic Honor Roll.

High School: Started on the defensive line for 2007 state championship squad...team was a 5A state runner-up in 2006...was a three-year letterwinner and finished his career with 130 total tackles...recorded 10.5 sacks and four safeties while tallying 22 total tackles for loss throughout his career...wrestled at 215 pounds and was a three-year starter while in high school.

Personal: Born Nov. 14, 1989 in Indianapolis, Ind. ... son of Gary and Lori Moss...a political science major.



OUTLOOK

COACHES

ROSTER

PLAYERS

08 REVIEW

RECORDS

HISTORY

OPPONENTS

MIAA

TRUMAN

23

RETURNING PLAYERS

OUTLOOK

COACHES

ROSTER

PLAYERS

08 REVIEW

RECORDS


HISTORY

OPPONENTS

MIAA

TRUMAN

24




ANDY MUNDWILLER **16** QB
6-1 **208LBS** **SOPHOMORE**
WASHINGTON, Mo. **ST. FRANCIS BORGIA**
EXERCISE SCIENCE

Truman: 2008 - Named to the MIAA Academic Honor Roll...named lifter of the week following the Northwest Missouri game.

High School: Named all-Area in football and first team all-district in baseball for St. Francis Borgia...threw for over 1,400 yards his junior season and 1,500 yards during senior year...had an 80 yard touchdown strike during his junior year.

Personal: Born July 17, 1988 in Washington, Mo. ... son of Phil and Danyee Mundwiller...an exercise science major.



BILLY OLIN **91** DL
6-3 **247LBS** **JUNIOR**
SKOKIE, ILL. **NILES WEST**
EXERCISE SCIENCE

		--Tackles--			Sacks			---Fumbles---		
Defensive	GP	Solo	Asst	Total	TFL/Yds	No-Yds	Int-Yds	Rec-Yds	FF	
Career	10	0	5	5	0.0-0	0-0	0-0	0-0	0	

Truman: 2008 - Played in eight games and started in the first game of the year...recorded four tackles on the year...named to the MIAA Academic Honor Roll.

2007 - Appeared in just two games during the season...credited with an assisted tackle against Northwest Missouri...earned Defensive Scout team player of the week following win over Fort Hays State...was named one of the team's lifters of the week after the Washburn game.

High School: Earned first-team all-conference honors in 2005 and was a top-five pre-season conference picks ... Defensively had 60 tackles and two sacks ... Offensively, as a tight end, caught five passes for 122 yards and four touchdowns ... earned honorable mention all-conference honors as a junior.


Personal: Born June 10, 1988 in Skokie, Ill. ... son of Terry and Jamie Oline ... an Exercise Science major.



JASON OSTROWSKI **68** OL
6-3 **296LBS** **R-FRESHMAN**
WAYNESVILLE, Mo. **WAYNESVILLE**
PRE-BUSINESS ADMINISTRATION

High School: An all-state performer on both sides of the ball...named to the AP first-team all-state for Class 5 as a defensive lineman and a first-team all-state by the coaches association as an offensive lineman...earned first-team all-conference and all-district honors as part of the 2007 Class 5 State Championship squad...recorded 70 tackles and had six quarterback sacks...was also a three year starter and letterwinner on the wrestling team.

Personal: Born January 1, 1990 in Portsmouth, Virginia ... son of John and Kathleen Ostrowski...a pre-Business Administration major.



WADE PELC **45** LB
5-11 **220LBS** **R-FRESHMAN**
STROMSBURG, NEB. **CROSS COUNTRY**
EXERCISE SCIENCE

Truman: 2008 - Named to the MIAA Academic Honor Roll.

High School: Was an honorable mention all-state pick along with earning all-district and all-area selections as a senior...had 110 tackles with five for loss and a forced fumble with a touchdown also as a senior...played legion baseball and lettered in track and field as a thrower.

Personal: Born August 12, 1989 in Mason City, Iowa ... son of Phil and Linda Pelc...an exercise science major.



RYAN PLOESSER **56** DL
6-3 **272LBS** **JUNIOR**
ST. LOUIS, Mo. **VIANNEY**
EXERCISE SCIENCE


		--Tackles--			Sacks			---Fumbles---		
Defensive	GP	Solo	Asst	Total	TFL/Yds	No-Yds	Int-Yds	Rec-Yds	FF	
Career	21	11	30	31	2.5-5	1.0-1	0-0	1-0	0	

Truman: 2008 - Played in 10 of the games and recorded 16 tackles on the year with five solos... also had one sack against Missouri Western State University...lifter of the week following the Fort Hays State game...named to the MIAA Academic Honor Roll.

2007 - Had a season-high seven tackles, all assisted stops, against Northwest Missouri...recorded 1.5 tackles for loss...22 of the 25 tackles came on running plays...was one of the two lifters of the week following Washburn game.

High School: Earned all-Metro, all-Conference and all-State honors ... member of the 2006 conference football champions ... a two-time state baseball champion ... scored winning run in championship game ... was an all-Metro pick in baseball as a first baseman.

Personal: Born Dec. 31, 1987 ... son of Carl and Jill Ploesser ... an Exercise Science major.Exercise Science major.



CORY PRICE **60** DL
6-5 **255LBS** **R-FRESHMAN**
PRINCEVILLE, ILL. **PRINCEVILLE**
JUSTICE SYSTEMS

High School: Was a 2007 all-state selection as an offensive lineman and was all-conference on both the offensive and defensive lines...part of an offense that gained 3,663 yards and scored 48 touchdowns in a single season that ranks in the top 50 among Illinois high school teams...defense allowed just 2.9 yards per rush and 4.9 points per game...lettered in baseball and track as well.

Personal: Born July 26, 1990 in Peoria, Ill. ... son of Matthew and Pamela Price...a Justice Systems major.



RETURNING PLAYERS



BRENTON REESE **77**
OL

6-3 275LBS JUNIOR
DES MOINES, IOWA NORTH DES MOINES
BUSINESS ADMINISTRATION



CHRIS RIMER **52**
OL

6-3 276LBS JUNIOR
GOODYEAR, ARIZ. MILLENNIUM
EXERCISE SCIENCE

Truman 2008 - Played in a four games last season among them, the home opener against Central Missouri and on senior day against Missouri Southern...was the offensive lineman of the week following the Washburn game and the Missouri Western game.

2007 - Saw action in just one game during the 2007 season against Pittsburg State.

High School: A three-year varsity starter on the offensive line ... earned first team all-conference honors ... named first-team academic all-conference ... was named the team's strongest bear twice ... held school record with a 295 lbs Hang Clean and 290 lbs incline press ... was a thrower on the school's track team.

Personal: Born Apr. 10, 1988 in Des Moines, Iowa ... son of Toby and Kim Reese ... a Business Administration major.


		Blocking		QB Protection	
O-Line	GP	Cuts	Knockdowns	Hits Allowed	Sacks Allowed
Career	11	13	11	6	2

**** 08 Game Stats ****

Truman 2008- Played in all 11 games and started in five game.


High School: Was a member of three regional championship teams from 2003-2005 while also earning all-state and all-region accolades...was a four-year starter for the school's baseball team...a transfer from Adams State (Colo.)

Personal: Born Nov. 20, 1987...son of John and Michelle Rimer...an exercise science major.



ADAM REYNOLDS **33**
LB

6-2 210LBS SOPHOMORE
ROCKWELL CITY, IOWA SOUTHERN CAL HS
AGRICULTURAL SCIENCE



CALEB ROBERTS **15**
QB

6-4 206LBS R-FRESHMAN
BRANSON, Mo. BRANSON
EXERCISE SCIENCE

		Tackles			Sacks		Fumbles		
Defensive	GP	Solo	Asst	Total	TFL/Yds	No-Yds	Int-Yds	Rec-Yds	FF
Career	11	3	2	5	0.0-0	0-0	0-0	0-0	0

Truman: 2008 - Played in all of the games as a special teams player and recorded five tackles with three solo... also caught a pass from Max Kleckner against Northwest Missouri State University that went for 34 yards...named to the MIAA Academic Honor Roll.


High School: Was a first-team unanimous all-district selection as a linebacker in 2006...had 86 tackles in 2006 and 148 career tackles...played fullback as well with 745 rushing yards in 2006 and 12 touchdowns...as a punter had 30 punts for a 36.1 average...was second team all-district in 2005...played basketball and ran track.

Personal: Born January 22, 1988 in Des Moines, Iowa...son of Daniel and Rancee Reynolds...an Agricultural Science major.

Truman 2008- Named to the MIAA Academic Honor Roll.

High School: Named all-conference as a quarterback and all-conference, all-district as an outside linebacker.

Personal: Born Nov. 20, 1989 in Springfield, Mo. ... son of Lane and Linda Roberts...an exercise science major.



BRAD RUDGE **49**
TE

6-0 215LBS R-SOPHOMORE
ANKENY, IOWA ANKENY
PSYCHOLOGY

High School: Lettered in three sports during high school career, football, wrestling and track...was a tight end and middle linebacker...named team captain.

Personal: Born December 8, 1988 in Ankeny, Iowa...son of Charles and Diana Rudge...a psychology major.



OUTLOOK

COACHES

ROSTER

PLAYERS

08 REVIEW

RECORDS

HISTORY

OPPONENTS

MIAA

TRUMAN

RETURNING PLAYERS

OUTLOOK

COACHES

ROSTER

PLAYERS

08 REVIEW

RECORDS

HISTORY

OPPONENTS

MIAA

TRUMAN

26



ERIC RUZICKA 65 OL

6-3 297LBS JUNIOR
COLUMBIA, Mo. VILSECK AMERICAN
BUSINESS ADMINISTRATION

O-Line	GP	Blocking		QB Protection	
		Cuts	Knockdowns	Hits Allowed	Sacks Allowed
Career	18	12	6	13	1


** 08 Game Stats **

Truman: 2008 - Starter in all 11 games this past year...was the offensive lineman of the week following the Central Missouri game.

2007 - Played in seven games as a reserve offensive lineman.

High School: Was named the school's Male Athlete of the year after participating and starting in three sports ... named all-European Offensive line, all-conference first team offensive line and second team all-league on the defensive line ... was also a first team goalkeeper on the soccer squad ... had a 78 yard punt that broke school record his senior season ... member of the 2005 Bayreuth Dragons (German Club Team) 3A Championship and undefeated squad.

Personal: Born July 8, 1988 in Ft. Knox, Ky. ... son of Shelton Grant and Elizabeth Ruzicka McKinney ... a Business major.



HANK SITKIEWICZ 48 LB

6-1 220LBS SOPHOMORE
RIVERSIDE, ILL. RIVERSIDE-BROOKFIELD
EXERCISE SCIENCE


Defensive	GP	Tackles			Sacks		Fumbles	
		Solo	Ass	Total	TFL/Yds	No-Yds	Int-Yds	Rec-Yds
Career	10	5	3	8	0.0-0	0.0-0	0-0	0-0

Truman: 2008 - Played in 10 games as a red-shirt freshman...recorded eight tackles with five solos as a special teams specialist...was the team's lifter of the week following the Pittsburg State game.

2007 - Earned the Defensive scout award following the 2007 season.

High School: Was named first-team all-conference for football in his sophomore, junior and senior seasons...all-area selection as a junior and senior...team captain as junior and senior...recorded over 260 career tackles including 117 in his senior season...member of conference championship team during his sophomore year...wrestled and played goalie for the water polo team.

Personal: Born December 21, 1988 in Chicago, Ill. ... son of Andrew and Frances Sitkiewicz...an exercise science major.



ZACH SAGE 69 DL

6-1 243LBS R-FRESHMAN
THOMPSON, Mo. CENTRALIA
AGRICULTURAL SCIENCE

High School: Named second team all-state on both the offensive and defensive line in 2008 and was a third team all-state selection on the d-line in 2007...as a senior had 56 tackles with four sacks, an interception, three fumble recoveries and blocked punt and a forced fumble...was either a first or second team all-conference and all-district player the past two seasons...lettered in baseball and wrestling as well.

Personal: Born September 27, 1989 in Kansas City, Mo...son of Michael Sage and Lori Weibel...an Agricultural Science major.



ERIC STERNBERG 44 LB

6-1 232LBS SENIOR
LOCKPORT, ILL. LOCKPORT
BUSINESS ADMINISTRATION

Defensive	GP	Tackles			Sacks		Fumbles	
		Solo	Ass	Total	TFL/Yds	No-Yds	Int-Yds	Rec-Yds
Career	31	73	67	140	20.0-71	5.5-32	5-125	2-29

** Longest play - 98 yard interception return vs. SW Baptist (10/6/07) **


Truman: 2008 - Started all 11 games and recorded 64 tackles with 34 solos...had 2.5 sacks for 17 yards...also had a nose for the ball with two interceptions for 12 yards and two fumble recoveries for 29 yards...was Honorable Mention All-MIAA his junior year...was the defensive player of the week following game against Central Missouri...runs a 4.55 40.

2007 - Played in nine games...set a Bulldog record for longest interception return in team history with a 98-yard touchdown against Southwest Baptist...the 98-yard TD was the longest play for the Bulldogs during the season...had a season-high eight total tackles (3 solo, 5 assisted) and 2.0 tackles for loss in homecoming victory over Emporia State.

2006 - Was sixth on the team in tackles (24 solo, 17 assisted) while starting in all 11 games...had a pair of interceptions, one against Minnesota State-Mankato and the other against Washburn...also had a forced fumble in the win over the Ichabods...recorded one of his three sacks late in fourth quarter in three-point win over Central Missouri...had another sack on third down in win over Emporia State...26 of his 41 tackles came on running plays.

High School: Inducted into the Lockport Township Athletic Hall of Fame...two time all-conference player and member of Illinois High School 2004 All-Star Team...had 15 sacks and 72 tackles for loss during senior year...member of 2002 and 2003 State Football champions...had the game-winning home run in the 2005 State Baseball championship title game...two time all-conference baseball selection...named the 2005 Chicago Sun Times Illinois State Tournament Team and State Tournament MVP...hit .450 in baseball senior year.

Personal: Born Nov. 11, 1986, in Olympia Fields, Ill...the son of Donald and Jackie Sternberg...a Business/Finance major.



RICHIE SCHUMACHER 19 LB

6-3 197LBS R-FRESHMAN
CRYSTAL LAKE, ILL. CRYSTAL LAKE SOUTH
CHEMISTRY

Truman: 2008 - Was scout team defensive player of the week following the Central Missouri game...was the Special teams scout player of the year.

High School: Two-time all-conference player...team captain in both 2006 and 2007...named all-area and team defensive player of the year as a senior...listed as a first-team scout.com combine player in 2007...also played baseball and lacrosse in high school.

Personal: Born April 20, 1990 in Hoffman Estates, Ill. ... son of Rich Schumacher and Sondra Spears...a chemistry major.






SCOTT STEVENS 38
RB
5-9 175LBS R-FRESHMAN
TRENTON, Mo. TRENTON
EXERCISE SCIENCE

High School: Was team's leading receiver with five receptions for 115 yards and two touchdowns...rushed for 1064 yards and 11 touchdowns and was the fifth all-time rusher for Trenton High School history with 2004 yards...also participated in basketball and track...held school record in the 100 meter dash (11.03) and the 4x100 meter relay (44.01)...named to the KMZU Dream Team.

Personal: Born January 25, 1990 in Trenton, Mo. ... son of Randy and Sandy Stevens...an exercise science major.




AARON TJARKS 58
OL
6-5 286LBS SOPHOMORE
ANKENY, Iowa ANKENY
COMMUNICATIONS

Truman 2008: Was named the offensive lineman of the week following the Pittsburg State game and the lifter of the week after the UNO game.

High School: Was a Shrine Bowl selection after being named first team all-state in class 4A by the Des Moines Register...was also named to the first team all-conference Central Iowa Metro League, first team Elite all-state by the Register and first team Elite all-league...was a starter on squad ranked in the top 10 in Iowa and finished each season as a quarterfinalist...also an accomplished wrestler with a district championship in 2006 and was ranked seventh as a heavyweight.

Personal: Born March 5, 1989 in Des Moines, Iowa...son of Michael and Nancy Tjarks...a communications major.




JARED STUMPE 69
RB
5-11 250LBS JUNIOR
ST. LOUIS, Mo. ST. DOMINIC (AVILA UNIV.)
HISTORY

Previous School: Played football and was a member of the Dean's list at Avila University.

High School: Named the all-conference lineman of the year after earning first team selections on both the offensive and defensive lines...a three-time conference champion...was also a thrower on the school's track & field squad.

Personal: Born May 24, 1990 in Kansas City, Mo. ... son of Russell and Debra Stumpe...a History/Pre-MAE major.



DAN TWEETON 76
OL
6-3 291LBS SOPHOMORE
WASHINGTON, IOWA WASHINGTON
EXERCISE SCIENCE

O-Line	GP	Blocking		QB Protection	
		Cuts	Knockdowns	Hits Allowed	Sacks Allowed
Career	11	13	22	14	2
** 08 Game Stats **					

Truman 2008: Started in all 11 games as a red-shirt freshman...led the offensive line with 22 knockdowns and had nine more than the nearest lineman...was the offensive lineman player of the week following season opening victory over Southern Arkansas...named to the MIAA Academic Honor Roll.

2007: Was the team's strength, speed and condition award winner at the year end banquet.

High School : Was named second-team all-state in 2006 and was the Lineman of the year and team captain ... was an all-district selection the previous two years and was awarded the National Football Foundation & College Hall of Fame Scholarship ... team won only two games as a sophomore but advanced to the state finals the next season and was a state semi-finalist last year.

Personal: Born August 28, 1988 in Washington, Iowa...son of Dr. William and Ann Tweeton...is an exercise science major.



RYAN SUMMERS 97
TE
6-2 264LBS SOPHOMORE
ST. CHARLES, Mo. FRANCIS HOWELL CENTRAL
BUSINESS ADMINISTRATION

Defensive	GP	Tackles			TFL/Yds	Sacks		Fumbles	
		Solo	Asst	Total		No-Yds	Int-Yds	Rec-Yds	FF
Career	9	6	8	14	3.5-8	1.5-6	0-0	0-0	0

Truman: 2008 - Played in nine games as a red-shirt freshman...recorded 14 total tackles with six solos...also had one sack against Fort Hays State and 3.5 tackles for loss...recorded a game-high five tackles on two occasions, against Pittsburg State and Washburn (consecutive weeks).

High School: Was a first team all-GAC South all-conference pick his senior season as well as earning all-district and state honorable mention honors as both a defensive tackle and offensive guard following senior season ... had 33 tackles with 15 for loss, nine sacks and an interception last season to lead high school team to the District Five championship ... during junior year, recorded 43 tackles, 16 for loss, seven sacks and two fumble recoveries ... holds school career sack record with 16 ... first team all-conference, all-district and honorable mention all-metro defensive end following junior year.

Personal: Born October 21, 1988 in St. Louis, Mo. ... son of Bill and Deborah Summers...a Business Administration major.



RETURNING PLAYERS

OUTLOOK

COACHES

ROSTER

PLAYERS

08 REVIEW

RECORDS


HISTORY

OPPONENTS

MIAA

TRUMAN

28



CALVIN
VAN O'LINDA **51**
LB

6-1 **218LBS** **JUNIOR**
ROGERSVILLE, Mo. **LOGAN-ROGERSVILLE**
AGRICULTURAL SCIENCE

		--Tackles--			Sacks		---Fumbles---		
Defensive	GP	Solo	Ast	Total	TFL/Yds	No-Yds	Int-Yds	Rec-Yds	FF
Career	7	4	7	11	1.0-1	0.0-0	0-0	0-0	0

Truman: 2008 - Recorded one tackle on the year against Pittsburg State.

2007 - Played in six games and had nine total tackles...had a tackle for loss including in season-best four stops against Northwest Missouri...earned lifter of the week following game against Northwest Missouri.

High School: Was a two-time first team all-conference and all-southwest missouri of-fensive lineman ... on the defensive side of the ball, had 106.5 total tackles, an interception, four fumble recoveries and five forced fumbles during senior year ... a three time all-conference shot and discus performer and had qualified for state twice in the discus ... broke school record in the power clean with a lift of 295 lbs.

Personal: Born Oct. 15, 1986 in College Station, Texas ... son of Chris and Linda Van O'Linda ... an Agriculture Science major.



DEON
WALKER **86**
WR

5-10 **183LBS** **R-FRESHMAN**
BROOKFIELD, ILL. **RIVERSIDE-BROOKFIELD**
JUSTICE SYSTEMS

High School: Was a two-sport athlete...earned all-area and all-conference honors...was a three-year starter as running back and wide receiver...also sprinter on the school's track team.

Personal: Born September 28, 1989 in Broadview, Ill. ... son of Arthur Walker and Kisha Welch...a Criminal Justice systems major.



NATHAN
VICKERS **66**
OL

6-2 **287LBS** **JUNIOR**
EL DORADO SPRINGS, Mo. **ELDORADO SPRINGS**
COMMUNICATIONS

		-----Blocking-----			-----QB Protection-----		
O-Line	GP	Cuts	Knockdowns		Hits Allowed	Sacks Allowed	
Career	11	4	1		8	0	

**** 08 Game Stats ****

Truman: 2008 - Played in nine games and started six of them...was a recipient of the team's strength and speed awards at the year end banquet...named to the MIAA Academic Honor Roll.

2007 - Played in two games as a reserve offensive lineman...named one of the team's lifters of the week following Southwest Baptist game...was named the community involver following Missouri S&T game.

High School: Named an all-district offensive lineman twice ... was a all-district selection as a defensive end and also earned all-Springfield area and all-Kansas City area ... was a three year starter and letterwinner.

Personal: Born Aug. 27, 1987 in Fort Scott, Kan. ... son of Kyle and Debra Vickers ... a Communications major.



KYLE
WITCHER **35**
DB

5-10 **178LBS** **R-FRESHMAN**
WAVERLY, IOWA **WAVERLY SHELL-ROCK**
EXERCISE SCIENCE

Truman: 2008 - Named to the MIAA Academic Honor Roll.

High School: Recorded 1000 career rushing yards and 100-plus tackles...was a second team all-state choice and a first-team all-district selection...won three team awards, the hardest worker, iron go-hawk for weight room work and go-hawk award for attitude and character...team won district championship in 2007...was a sprinter on the track & field team and a guard on the basketball squad.

Personal: Born April 22, 1989 in Waverly, Iowa...son of Merle and Kris Witcher...an exercise science major.



Ethan Allen – QB/Athlete**6-1, 180, Kahoka, Mo.; Clark County HS**

BIO: Led the Indians to an undefeated season that was capped off with a state championship.

Wesley Allen – Running Back**6'0, 180, St. Charles, Ill.; St. Charles East HS**

BIO: Three-year starter and letter earner ... rushed for 1,992 yds and 29 tds his senior season... was Team Captain, Illinois All State, Two-time Upstate Eight all-Conference, and two-time Team Offensive MVP... rushed for 4,250 career yards and 58 touchdowns...also ran track...son of Keith and Mary Allen.

Justin Amick – Wide Receiver**6'3, 180, Johnston, Iowa; Johnston HS**

BIO: Three-year starter and letterwinner ... made 99 receptions for 1,652 yards and caught 19 touchdowns while garnering first-team all-conference as a junior and senior ... also was second-team all-conference as a sophomore.

Landon Anderson - Running Back**6'1, 190, DeSoto, Mo.; DeSoto HS**

BIO: Had 950 yards rushing through six and a half games during senior season and scored 12 touchdowns...also recorded 150 receiving yards and 65 tackles with three sacks...named first team all-conference, all-district and all-region...was an all-conference outfielder on the baseball team and a sprinter on the track & field squad...son of Gary and Kim Anderson.

Steven Backes – Offensive Lineman**6-6, 265, Jefferson City, Mo.; Helias HS**

BIO: Was an all-district offensive tackle who played for a state championship...earned an academic all-state award...was a thrower on the track team, played center in basketball and won a state championship in Archery...son of Timothy and Karen Backes.

Michael Biggs – Offensive Lineman**6-2, 265, Joshua Texas; Joshua HS**

BIO: Was a three-year letter winner... earned first-team all-District and first-team all-County honors... led the team in sacks and tackles for loss as a junior... named team captain as a senior and earned defensive player of the year...threw the shot-put for school's track and field team...competes as a powerlifter and holds school record in the hang clean at 290 pounds...son of Robert & Stephanie Biggs.

Steve Bosilovatz – Offensive Tackle**6'4, 270, Plainfield, Ill.; Plainfield Central HS**

BIO: Three-year starter...earned all-Conference and First-Team all-Area Joliet honors, ... won Conference Championship in his senior year...Three-time letter winner in Track and Field...son of Paul and Kathi Bosilovatz.

Ben Brown – Offensive Lineman**6'4, 260, Chesterfield, Mo.; Parkway West HS**

BIO: Was an all-conference offensive lineman...was a varsity team captain and earned the MSHSAA Exemplary Sportsmanship Award...finished third in the conference in the shot put...earned an academic all-American award in basketball and was given the team's hustle award...son of Steven and Karen Brown.

Travis Cain – Tight End**6'4, 205, Yukon, Okla.; Southwest Covenant HS**

BIO: Was an all-conference honorable mention selection in football and an all-state pick in basketball...was a member of the 2007 state championship football team...also lettered as a member of the school's golf team...son of Clint and Kay Cain.

Justin Corcoran – Linebacker**6'1, 205, St. Louis, Mo.; Pattonville HS**

BIO: Started and played center and defensive end...lettered three years in the discus and shot put for the school's track & field team...son of Kathy Corcoran.

Matthew Degler – Linebacker**6'0, 200, Ferguson, Mo.; Lutheran North HS**

BIO: Three-year starter and letter winner... earned 2nd Team all-ABC League 2007 and first-team all-Lutheran 2007...took first place at the state track & field championships in the 4x2...son of John and Pamela Degler.

Jeramey Dockery – Defensive Lineman**6'0, 250, Flower Mound, Texas; Flower Mound HS**

BIO: Two-year starter...earned first-team all-District in 2007 and 2008...recorded 68 tackles and 4.5 sacks in his senior year...three-year letter winner in Track and Field...son of Joe and Kim Dockery.

Nick Ehrecke – Linebacker**6'2, 215, Bettendorf, Iowa; Pleasant Valley HS**

BIO: Earned academic all-state and all-conference honors as a member of the football team...was a district and conference champion as a swimmer in the 100 fly...member of conference championship soccer team in 2009...son of Ralph and Linda Ehrecke.

Joe Ferguson – Running Back**5'10; 190, Santa Rosa, Calif.; Cardinal Newman HS**

BIO: Had 223 carries for 1,800 yards and 24 touchdowns earning first-team all-league honors and honorable mention all-metro honors as a running back...also had 42 receptions for 940 yards and eight touchdowns...team won the North Bay league championship twice and they were state finalist this past year...also was a guard on the school's basketball team and a member of the track & field squad...son of Joseph Ferguson II and Carla Harris.

Mac Findeiss – Tight End/Defensive End**6'5, 225, Washington, Mo.; St. Francis Borgia HS**

BIO: Was a four-year starter and letter winner for Truman Hall of Famer Dale Gildehaus at St. Francis Borgia...a member of three district championship teams and was a state semi-finalist in 2007...as a receiver, had 20 catches for 375 yards and five touchdowns and on defense had 36 tackles, five sacks and two fumble recoveries...earned first-team East Central Coaches Association honors and first-team all-area accolades...son of Bob and Debbie Findeiss.

Jacob Fletcher – Linebacker**6'3, 230, Quincy, Ill.; Quincy HS**

BIO: Was the defensive most valuable player and earned first team all-conference while playing middle linebacker at Quincy...son of Ronald and Jennifer Fletcher.

Seth Flint – Wide Receiver**6'3, 190, Du Quoin, Ill.; Du Quoin HS**

BIO: Was a member of a state runner up squad in 2008...earned first-team all-conference and all-South honors following senior season...was a first-team all-conference choice in 2007 and was named the varsity most valuable player as a sophomore...also participates in basketball and baseball...son of Monte and Valerie Flint.

Jordan Flores – Wide Receiver**6'2, 185, Glendale, Ariz.; Phoenix College/Cactus HS**

BIO: As a wide receiver at Phoenix College, won the conference championship to earn the school's first berth in a bowl game since 1986...was a first team all-region pick in high school...in team's state championship season, had 15 touchdowns with 46 receptions for 815 yards...played in the state title game for class 4A-Division I three times...son of Johnny and Melanie Flores.

Charlie Heinzmann - Linebacker**6'1, 215, Peoria, Ill.; Metamora Township HS**

BIO: Four-year starter and letter earner... recorded 96 tackles and 9.5 sacks his senior season...was a member of a state championship team in 2007 and runner-up in 2008...earned all-state by the Illinois Football Coaches Association, academic all-state, and all-area Journal Star... also participated in Basketball, Track and Bass Fishing...son of Chuck and Laure Heinzmann.

Blake Holland – Offensive Lineman**6'2, 290, Oak Point, Texas; Billy Ryan HS**

BIO: Was a three-year starter at offensive tackle... earned first team all-District in 2007 and 2008...didn't allow a sack in his sophomore and senior seasons...earned first-team pick to Dave Campbell's Texas Football Magazine his senior year...four-year letter winner in track and field throwing the shot-put and the discus...son of Gary and Lori Holland.

Dustin Howard – Line Backer**6'2, 195, Elkhart, Iowa; North Polk HS**

BIO: Was named all-state (Class 2A) after recording 107 tackles and rushing for over 1,000 yards...was a first-team all-district line backer and named the district's most valuable defensive player...a four-sport athlete with participation in basketball, track & field and baseball...son of Jeff and Beth Howard.

Ward Hughes – Offensive Lineman**6'2, 230, St. Louis, Mo.; McCluer South/Berkeley HS**

BIO: Was an all-conference performer all four years in high school...named to the all-state, all-district and all-metro squads...on defense, had 180 career tackles and over 15 sacks...as an offensive lineman, had a running back go for over 1000 yards each season and 2000 yards his senior year...earned freshman of the year, offensive player of the year and special teams player of the year during high school career...son of Ward and Cynthis Hughes.



OUTLOOK

COACHES

ROSTER

PLAYERS

08 REVIEW

RECORDS

HISTORY

OPPONENTS

MIAA

TRUMAN

Ivan James – Wide Receiver 6'1, 180, St. Louis, Mo.; Lutheran HS North

BIO: Three-year starter and letter earner... in high school played wide receiver, cornerback, kick and punt returner... holds records for second longest run (93 yds.) and longest kick return (95) in school history... third in school history in interceptions (12)... also played basketball and track and field...son of Kevin Hill and Meredith Walker.

Ryan Johnson - Linebacker 6'1, 230, Houston, Texas; Cypress Creek HS

BIO: Had 72 tackles with 18 for loss during his junior and senior seasons...also recorded eight sacks, a forced fumble and had a fumble recovery...named to the second team all-district squad following senior season...was a letterwinner on the school's golf team...son of Kevin and Barbara Johnson.

Dahn Kemp - Linebacker 5'11, Shelbyville, Mo.; North Shelby HS

BIO: Was a first team all-state offensive lineman and a second team all-state selection as a linebacker...recorded 143 tackles with three sacks and two interceptions...lettered in baseball and basketball as well...son of Rick and Sharri Kemp.

Kade Kinney - Defensive Line 6'2, 220, Trenton, Mo.; Trenton HS

BIO: Earned all-district honors in football and was an academic all-state selection...played center and defensive end in high school and team made the state playoffs the past two seasons...came in fourth at 215lbs in the state wrestling tournament his senior season...son of Frank and Shani Kinney.

Jack Klein – Defensive Back 5'10, 195, Aurora, Ill.; Oswego East HS

BIO: Led squad in tackles with 84 last season and had six tackles for loss...averaged 7.4 yards per carry and 15.2 yards per return...named the team's defensive player of the year as a senior and earned all-conference athletic award in both 2007 and 2008...son of David and Debbie Kline.

Derek Koon – Kicker 5'9, 175, Kearney, Mo.; Liberty HS

BIO: Was an all-conference selection in both 2007 and 2008 ...connected on 124 of 129 point after opportunities (96%) and was 12 of 17 in field goal tries with a long of 42...son of Steve and Traci Koon.

Jeremy Mayweather – Defensive Back 5'8, 180, Spring, Texas; Klein Oak HS

BIO: Three-year starter ...totaled 165 tackles with four interceptions...earned team Most Valuable Defensive Back and Team Most Versatile Player award...also earned a letter three years in a row in the long jump for track and field...son of Marvin and Danita Jones.

Jake McKinnis – Defensive End/Long Snapper 6'3, 230, Harrisonville, Mo.; Harrisonville HS

BIO: Was a three-year varsity letterwinner ...recorded 80 tackles, 3.5 sacks and had an interception and fumble recovery during senior season...was named outstanding defensive lineman and earned first-team all-conference and all-county accolades...member of two back-to-back state championships teams as team went 37-3 during his high school career...son of Brad and Melissa McKinnis.

Phillip McKinnon – Offensive Line 6'3, 252, Missouri City, Texas; Elkins/Missouri City

BIO: Was a two-year starter and letter winner ...earned second-team all-district his senior year...two-time offensive lineman of the week and was an off-season captain...was a finalist for Houston Touchdown Club...o-line coach was NFL Hall of Famer Bruce Matthews...also lettered in baseball and basketball...son of Michael and Shelley McKinnon.

Eian O'Brien – Defensive Back 5'10, 185, St. Charles, Ill.; St. Charles East HS

BIO: Two-year starter and four-year letter earner... earned all-Conference and St. Charles Republican all-Area honors... had three interceptions, 35 tackles, and one touchdown in his senior season...son of Dennis O'Brien and Suzanne Smith.

Drew O'Connell – Wide Receiver 6'2, 195, Ballwin, Mo.; Parkway West HS

BIO: Three-year starter and letter winner ... earned school record with 728 receiving yards, 43 receptions, and kicked nine out of 10 field goals during his senior season... earned second-team all-State, third-team all-Metro and all-conference...also played baseball and ran track...son of Dennis and Cindy O'Connell.

Eric Phillips – Kicker/Punter 6'2, 190, Overland Park, Kan.; Blue Valley Northwest

BIO: Named all-state as a kicker and was a first-team all-Johnson County as both a kicker and a punter following senior season ...was 19-of-23 in field goal attempts for his high school career, including two of 52 yards...averaged 40.23 yards per punt with a long of 71 in 155 opportunities...was a three-time all-conference and all-Johnson County kicker and punter...son of Jim and Cathy Phillips.

Anthony Pucci – Wide Receiver 6'0, 175, St. Louis, Mo.; Oakville

BIO: Played both wide receiver and defensive back...a two-time all-conference honoree, one first team selection and one second team pick...named all-metro honorable mention...son of Mario and Sandy Pucci.

Ben Purnell – Defensive Back 5'10, 175, O'Fallon, Mo.; Fort Zumwalt South

BIO: Earned first team all-conference honors after recording 30 solo tackles, one interception and five pass deflections in 2008...was a second team all-league choice after picking off four passes...a member of three conference championship teams and won a district title in 2007...held the school's single season hitting record in baseball...son of David and Susan Purnell.

Jon-Luke Ratliff – Quarterback 6'3, 225, Yukon, Okla.; Southwest Covenant

BIO: Threw for 3,387 yards and 68 touchdowns while completing 66% of his passes ...won the 2007 state championship after finishing as a runner-up in 2006...named OCSAA all-state, all-conference and was the OCSAA offensive player of the year...son of Rick and Shari Ratliff.

Daniel Samson – Linebacker 6'0, 230, Baxter, Iowa; Baxter Community HS

BIO: Had over 1000 yards passing and rushing his senior season to earn him first team all-state and 2A player of the year honors...was also a state champion in the shot put...also played and lettered in basketball and baseball...son of Brian and Sherry Samson.

Conrad Schottel – Quarterback 6'4, 215, Kearney, Mo.; Kearney HS

BIO: Two-year starter...earned first-team all-conference and first-team all-district as a senior...threw for school record of 1,987 yards in his senior year...holds school records for passing yards in career (3,630), pass completions (138), and completion percentage (59%)...won back to back district championships and was a class 4 state semi-finalist...a two-year starter on the basketball team...son of Philip and Kristi Schottel.

Kyle Shaw - Linebacker

6'0, 195, Hemet, Calif.; Adams State/Mt. Jacinto College, Hemet HS
BIO: Rushed for over 2,500 yards during high school career and also recorded 247 tackles with 13 interceptions...a four year letterwinner and named school's most valuable player in 2006-07...held school record for most games played on varsity at 44 and most rushing yards in a game at 307...son of Gregg Shaw and Ginny Packham.

Matthew Smith - Defensive Lineman 6'3, 230, Mt. Zion, Ill.; Mt. Zion HS

BIO: Recorded 169 career tackles with two sacks and four pass deflections...named first team Illinois All-State 4A as an defensive end and offensive tackle...was named to numerous all-conference, all-district and media teams...named to academic all-state squad...was an all-state performer on the school's track & field team...son of Dave and Sharon Smith.

Francisco Soriano - Offensive Lineman 6'5, 250, Monett, Mo.; Monett HS

BIO: Named second team all-Big Eight conference...team had a perfect regular season going 10-0 winning both the district and conference championships...a three-sport athlete playing basketball and throwing on the track & field team...son of Francisco and Lori Soriano.

Ben Sorrell - Wide Receiver 5'10, 170, Lee's Summit, Mo.; Lee's Summit North

BIO: Attended University of Central Missouri and Southwestern College in Windfield, Kan...he started as a freshman punt returner at Southwestern College...played four sports in high school...son of Ben and Ria Sorrell.



Ben Sparkman – Athlete
6'1, 170, Rock Island, Ill.; Rock Island HS

BIO: Started three years and picked up all-state honors ... was part of a 2008 conference championship team and was named all-conference and all-metro twice ... an all-metro and all-conference player of the year ... rushed for 820 yards and passed for nearly 500 while compiling 20 touchdowns as a senior.

Erik Stone – OL/DL
6'2, 255, Lindenhurst, Ill.; Lakes Community

BIO: A three year letter winner ... was an all-conference player as an offensive lineman...led the team in sacks and yards for loss in tackles...two-time division champ in track and field by throwing the shot and discus...son of Kevin and Susan Stone.

Joshua Thomas – Defensive Back
5'11, 170, Houston, Texas;James Taylor HS

BIO: A 2008 captain and was named the team's defensive most valuable player...had 41 tackles, four interceptions, including a pick-six, five pass breakups and one blocked kick for a touchdown...named second-team all-district and a member of the Bi-District and Area Champions...son of Will Thomas and Jami Anders-Kemp

Dennis Walls – Defensive Back
5'11, 180, Pearland, Texas; Pearland HS

BIO: A two-time all-district first-team selection ... recorded 73 tackles in 2008 with two interceptions and a fumble recovery for a touchdown ... for his career, tallied more than 100 tackles with four interceptions ... a Texas Sports Writers Association all-state nominee.

Cory Weekes – Defensive End
6'2, 200, Cuba, Mo.; Earl Warren HS (San Antonio, Texas)

BIO: A four-year varsity letterwinner who broke a school record with 13 sacks...earned second-team all-district as a defensive end and was a member of a district championship team...was also a first-team all-district as a member of the school's baseball team...son of Rachel Weekes.

Brad Young – Linebacker
6'1, 210, Crystal Lake, Ill.; Prairie Ridge

BIO: Was a three-year starter...earned all-Area and all-conference honors as a junior and senior...had 130 career tackles and ranks second all-time in tackles for loss...three-time conference champions...won Team Defensive MVP...also played baseball...son of Charles and Kimberly Young.

BULLDOG LIFTING RECORDS

	Bench	Squat	Incline	40*	Vertical Jump	Hang Clean	Pro Agility
OL	Ben Scentz (98) 515 Spencer Stevens (98) 515 Jason Ostrowski - 415	Spencer Stevens (98) 805 Dan Tweeton - 553	Pat Murray (0) 416 Jason Ostrowski - 382	Ryan Harkin (95) 4.88 Jon Frantz - 4.90	Jon Frantz (05) 35.5" Nathan Vickers - 28.5"	Mike Shelden (05) 414 Philip Francois - 357	Jon Frantz (08) 4.28 Shea Carr - 7.65 Chris Rimer - 7.65
DL	Nick Weite (02) 470 Harold Lloyd - 439	Christian Hutson (96) 800 Domnik Cobos - 587	Harold Lloyd (09) 376 Harold Lloyd - 376	Les Hammers (08) 4.56 Les Hammers 4.56	Les Hammers (08) 35" Patrick Blackwell 32.5"	Ryan Ploesser (09) 404 Ryan Ploesser - 404	Les Hammers (08) 6.79 Patrick Blackwell 4.44
LB	Nick Weite (99) 445 John Carrasco -337	Nick Weite (01) 700 Eric Sternberg - 486	Robert Massop (08) 353 John Carrasco - 314 Max Marr - 314	Eric Sternberg (07) 4.55 Eric Sternberg - 4.55	Steve Jurkovic (08) 37.5" Roger Alexander - 35.5"	Mike Phillips (08) 380 Eric Sternberg - 357	Adam Reynolds (08) 4.11 Adam Reynolds - 4.11
TE	Todd Wolfe (98) 365 Sterling Lopez - 293	Todd Wolfe (98) 625 Sterling Lopez - 433	A.J. Weber (04) 366 Steve D'Antonio - 263 Sterling Lopez - 263	Richard Mayson (05) 4.50 Ryan King - 4.72	Richard Mayson (05) 33.5" Steve D'Antonio - 28"	Ryan King (08) 369 Steve D'Antonio - 314	Ryan King (08) 4.20 Steve D'Antonio - 4.39
RB	Carl Swenson (02) 430 Harnish Ayora - 371	Marc Cross (95) 655 Harnish Ayora - 534	Wil Mosquera (09) 330 Wil Mosquear - 330	Phil Kenney (07) 4.33 Phil Kenney - 4.33	Anton Bernard (08) 36" Anton Bernard - 36"	Anton Bernard (08) 325 Anton Bernard - 325	Anton Bernard (09) 3.99 Anton Bernard - 3.99
DB	Greg Rideout (90) 400 Brandon Crawford - 369	John Naeve (00) 545 Michael Elliot - 474	Derek Kent (03) 375 Brandon Crawford - 325	James Thabuteau (05) 4.3 Brandon Crawford - 4.46	Steve Anderson (09) 38.5" Steve Anderson - 38.5"	Derek Kent (03) 375 Earl Jackson - 310	Roger Alexander (08) 4.00 Luther Eta - 4.16
WR	Vanness Emokpae (08) 393 Vanness Emokpae - 393	Vanness Emokpae (08) 638 Vanness Emokpae - 638	Vanness Emokpae (08) 333 Vanness Emokpae - 333	Donald Harvey (08) 4.39 Donald Harvey - 4.39	Kendrick Blue (09) 42" Kendrick Blue - 42"	Vanness Emokpae (08) 369 Vanness Emokpae - 369	Kendrick Blue (08) 3.98 Kendrick Blue - 3.98
QB	Jeff Frost (90) - 400 Phil Davis - 316	Phil Davis (09) - 519 Phil Davis - 519	Matt Ticich (08) - 303 Phil Davis - 296	Matt Ticich (08) 4.35 	Johnathan Duffy (06) 34" Matt Ticich (08) 34" Taylor Breen (09) 34" Taylor Breen - 34"	Phil Davis (09) 353 Phil Davis - 353	Matt Ticich (08) 4.13 Andy Mundwiller - 4.2

*40 Time was hand timed until recently switching to an automatic timing system.



OUTLOOK

COACHES

ROSTER

PLAYERS

08 REVIEW

RECORDS

HISTORY

OPPONENTS

MIAA

TRUMAN

2008 SEASON REVIEW

OUTLOOK

THE BULLDOGS IN 2008

At Home	2-4
On The Road	1-3
Neutral Site	1-0
Against Non-Conference	1-1
Against MIAA	3-6
In Day Games	4-5
In Night Games	0-2
Leading After 1st Quarter	4-1
Leading After 2nd Quarter	4-2
Leading After 3rd Quarter	5-0
Tied After 1st Quarter	0-1
Tied After 2nd Quarter	0-0
Tied After 3rd Quarter	0-0
Trailing After 1st Quarter	0-5
Trailing After 2nd Quarter	0-5
Trailing After 3rd Quarter	0-7
In Overtime	1-1
All-Time Overtime Record	4-1
Truman scores first	4-1
Opponent scores first	0-6
Truman scores 0-10	0-1
Truman scores 11-20	0-1
Truman scores 21-30	2-3
Truman scores 31-40	2-2
Truman scores 41-plus	0-0
Opponent scores 0-10	2-0
Opponent scores 11-20	1-0
Opponent scores 21-30	1-0
Opponent scores 31-40	0-5
Opponent scores 41-plus	0-2
Truman has over 200 yards rushing	1-1
Truman has under 200 yards rushing	3-6
Opponent has over 200 yards rushing	1-2
Opponent has under 200 yards rushing	3-5
Truman has over 200 yards passing	2-5
Truman has under 200 yards passing	2-2
Opponent has over 200 yards passing	1-5
Opponent has under 200 yards passing	3-2
Truman gains 0-100 net yards	0-0
Truman gains 101-200 net yards	0-1
Truman gains 201-300 net yards	2-0
Truman gains 301-400 net yards	1-3
Truman gains 401-500 net yards	1-3
Truman gains over 501 net yards	0-0
Opponent gains 0-100 net yards	0-0
Opponent gains 101-200 net yards	0-0
Opponent gains 201-300 net yards	1-2
Opponent gains 301-400 net yards	3-2
Opponent gains 401-500 net yards	0-1
Opponent gains over 501 net yards	0-2
Truman leads in time of possession	1-1
Opponent leads in time of possession	3-6

COACHES

ROSTER

PLAYERS

08 REVIEW

RECORDS

HISTORY

OPPONENTS

MIAA

TRUMAN

2008 RESULTS

Date	Opponent	Time
Sept. 6	Southern Arkansas	W 34-21
Sept. 13	Central Missouri *	L 31-28
Sept. 20	Northwest Mo. *	L 49-0
Sept. 27	@ Fort Hays St. *	W 27-7
Oct. 4	Nebraska-Omaha *	W 26-20 OT
Oct. 11	@ Pittsburg St. *	L 45-28
Oct. 18	Washburn *	L 31-17
Oct. 25	@ Emporia St. *	L 35-24
Nov. 1	Mo. Southern *	W 38-7
Nov. 8	@ Mo. Western *	L 33-32
Nov. 15	Missouri S&T	L 39-38 OT

* MIAA Conference Game

TEAM AWARDS

Offensive MVP	Matt Ticich
Defensive MVP	Les Hammers
Special Teams MVP	Anton Bernard
Rich Mayson Leadership Award	Matt Burel
Dog of the Season	Jason Thier
Derringer Cade Award	Ryan King
Lineman of the Year	Les Hammers
Strength & Speed Awards	Phil Davis, Mike Phillips, Nathan Vickers
Most Improved Player	Anton Bernard
Offensive Scout POY	Taylor Breen
Defensive Scout POY	Domnik Cobos
Special Teams Scout POY	Richie Schumacher

BULLDOGS IN NCAA/MIAA RANKINGS

Category	Truman	NR	Actual	National Leader	Actual	CR	Conference Leader	Actual
Passing Efficiency	Matt Ticich	.86	.115.53	Malone, AbiChr	.189.66	.7	Smith, PittSt	.159.54
Total Offense	Matt Ticich	.28	.252.09	Knighon, Hrdng	393.80	.3	Czerniews, CMoSt	.273.64
Interceptions	Derek Rodriguez	T-69	.36	Franklin, CntStO	.89	T-3	Watkins, Wshbrn	.45
	Jason Thier	T-69	.36			T-3		
Punting	Max Klekner	.85	.36.02	Krut, EStrds	.46.04	.8	Hanson, MoWSt	.43.58
Punt Returns	Albert Coker	.71	.6.09	Tranks, Seton	.23.94	.6	Kush, PittSt	.13.00
Kickoff Returns	Phil Kenney	.63	.22.89	Medlin, FvtlSt	.41.67	.5	Guillory, CMoSt	.25.12
Field Goals	Mickey Masucci	T-25	.1.00	Ferrell, Hrdng	.1.64	.2	Strickler, MoWSt	.1.25
Scoring	Mickey Masucci	T-94	.6.00	Scott, AbiChr	.17.00	T-11	Council, NWMoSt	.14.40
All-Purpose Runners	Phil Kenney	.54	.120.09	Scott, AbiChr	.248.50	.6	McNeill, NebOmh	.146.73
Sacks	Les Hammers	T-73	.59	Cargile, Morhse	.1.25	.3	Davidson, MoWSt	.71
Tackles	Jason Thier	T-51	.8.82	Jacobs, SVSU	.13.10	.5	Brawner, MoSo	.10.91
	Matt Burel	T-93	.8.09			.8		

T=tied at this ranking, NR = National Ranking, CR = Conference Ranking

2008 TRUMAN NATIONAL/MIAA STATISTICS

148 teams ranked in Division II
10 teams ranked in the MIAA Conference

Category	NR	Actual	Leader	Actual	CR	Conference Leader	Actual
Rushing Offense	97	120.27	Carson-Newman	310.91	9	Nebraska-Omaha	270.55
Passing Offense	55	223.45	West Tex. A&M	428.08	4	Central Mo. St.	277.82
Total Offense	78	343.73	Abilene Christian	558.75	6	Northwest Mo. St.	443.60
Scoring Offense	68	26.55	Abilene Christian	52.33	6	Northwest Mo. St.	40.00
Rushing Defense	96	154.64	Shaw	48.36	6	Northwest Mo. St.	111.27
Pass Efficiency Def	70	122.72	Indiana (Pa.)	87.10	5	Northwest Mo. St.	106.84
Total Defense	111	385.36	Shaw	215.82	8	Northwest Mo. St.	301.13
Scoring Defense	99	28.91	UNC Pembroke	11.20	9	Northwest Mo. St.	19.20
Net Punting	95	30.81	East Stroudsburg	39.67	10	Washburn	37.40
Punt Returns	113	7.35	Seton Hill	18.30	10	Pittsburg St.	12.50
Kickoff Returns	42	21.09	Wayne St. (Mich.)	28.44	3	Mo. Southern St.	23.59
Turnover Margin	9	1.45	Fayetteville St.	2.30	1	Truman	1.45
Pass Defense	113	230.73	St. Paul's	122.50	9	Mo. Southern St.	172.00
Passing Efficiency	86	117.23	Abilene Christian	178.90	7	Pittsburg St.	157.74
Sacks	73	2.09	Shaw	4.18	4	Central Mo. St.	2.55
Tackles For Loss	78	6.55	Shaw	11.00	1	Truman	6.55
		Sacks Allowed	16	1.18		St. Cloud St.	.45
		Pittsburg St.	1.15				2

T=tied at this ranking, NR = National Rank, CR = Conference Rank



2008 STATISTICS

Rushing									Interceptions								
GP	ATT	Gain	Loss	Net	Avg	TD	Lng	Avg/G	No.	Yds	Avg	TD	Long				
Ticich,Matt	11	118	540	114	426	3.6	6	31	38.7	Rodriguez,Derek	4	49	12.2	0	29		
Bernard,Anton	11	96	404	16	388	4.0	1	48	35.3	Thier,Jason	4	69	17.2	1	42		
Harvey,Donald	11	68	279	4	275	4.0	2	18	25.0	Byrd,Terrence	3	27	9.0	1	27		
Ayora,Harnish	7	29	107	7	100	3.4	0	13	14.3	Sternberg,Eric	2	12	6.0	0	7		
Kenney,Phil	11	32	113	18	95	3.0	3	15	8.6	Lavant,Demetrius	2	57	28.5	1	57		
Eta,Luther	10	2	69	0	69	34.5	0	41	6.9	Massop,Robert	1	0	0.0	0	0		
Bembry,Marvin	9	7	27	5	22	3.1	0	8	2.4	McLeod,Josh	1	1	1.0	0	1		
Davis,Phillip	10	8	31	16	15	1.9	0	23	1.5	Eta,Luther	1	0	0.0	0	0		
Nathan,Nick	6	3	9	0	9	3.0	0	4	1.5	Burel,Matt	1	15	15.0	0	15		
Emokpae,Vanness	1	1	5	0	5	5.0	0	5	5.0	Total.....	19	230	12.1	3	57		
King,Ryan	11	1	1	0	1	1.0	1	1	0.1	Opponents.....	5	155	31.0	2	80		
Coker,Albert	11	1	0	17	-17	-17.0	0	0	-1.5								
TEAM	8	4	0	65	-65	-16.2	0	0	-8.1								
Total.....	11	370	1585	262	1323	3.6	13	48	120.3								
Opponents.....	11	459	1980	279	1701	3.7	22	46	154.6								
Passing									Kick Returns								
GP	Effic.	Att-Cmp-Int	Pct	Yds	TD	Lng	Avg/G		No.	Yds	Avg	TD	Long				
Ticich,Matt	11	115.53	204-390-5	52.3	2347	18	73	213.4	Kenney,Phil	37	847	22.9	0	43			
Davis,Phillip	10	123.80	4-8-0	50.0	31	1	14	3.1	Coker,Albert	8	202	25.2	0	38			
Kleckner,Max	11	326.80	2-2-0	100.0	54	0	34	4.9	D'Antonio,Steve	3	22	7.3	0	14			
Henry,Phillip	5	318.40	1-1-0	100.0	26	0	26	5.2	Nathan,Nick	1	17	17.0	0	17			
Total.....	11	117.25	211-401-5	52.6	2458	19	73	223.5	Elliott,Michael	1	1	1.0	0	1			
Opponents.....	11	122.70	219-367-19	59.7	2538	17	66	230.7	Blue,Kendrick	1	21	21.0	0	21			
Receiving									Fumble Returns								
GP	No.	Yds	Avg	TD	Long	Avg/G			No.	Yds	Avg	TD	Long				
King,Ryan	11	40	505	12.6	2	35	45.9	Lavant,Demetrius	2	55	27.5	0	36				
Kenney,Phil	11	39	379	9.7	3	68	34.5	Sternberg,Eric	1	29	29.0	0	29				
Coker,Albert	11	30	489	16.3	7	73	44.5	Rodriguez,Derek	1	93	93.0	1	93				
Fenton,Tyler	11	25	274	11.0	1	23	24.9	Total.....	4	177	44.2	1	93				
Harvey,Donald	11	25	199	8.0	2	68	18.1	Opponents.....	4	94	23.5	1	52				
Blue,Kendrick	11	16	167	10.4	2	28	15.2										
Brunette,Charlie	11	12	176	14.7	1	46	16.0										
Bernard,Anton	11	10	50	5.0	0	10	4.5										
D'Antonio,Steve	10	4	95	23.8	0	62	9.5										
Brown,Deotis	7	4	62	15.5	1	22	8.9										
Henry,Phillip	5	2	14	7.0	0	13	2.8										
Ayora,Harnish	7	2	3	1.5	0	2	0.4										
Reynolds,Adam	11	1	34	34.0	0	34	3.1										
Emokpae,Vanness	1	1	11	11.0	0	11	11.0										
Total.....	11	211	2458	11.6	19	73	223.5										
Opponents.....	11	219	2538	11.6	17	66	230.7										
Scoring									Total Offense								
TD	FGs	Kick	Rush	Rcv	Pass	DXP	Saf	Points	G	Plays	Rush	Pass	Total	Avg/G			
Masucci,Mickey	0	11-18	33-33	0-0	0	0-0	0	66	11	508	426	2347	2773	252.1			
Coker,Albert	7	0-0	0-0	0-0	0	0-0	0	42	11	96	388	0	388	35.3			
Ticich,Matt	6	0-0	0-0	0-0	0	1-3	0	36	11	68	275	0	275	25.0			
Kenney,Phil	6	0-0	0-0	0-0	0	0-0	0	36	7	29	100	0	100	14.3			
Harvey,Donald	4	0-0	0-0	0-0	0	0-0	0	24	11	32	95	0	95	8.6			
King,Ryan	3	0-0	0-0	0-0	0	0-0	0	18	10	2	69	0	69	6.9			
Bernard,Anton	2	0-0	0-0	0-0	0	0-0	0	12	11	2	0	54	54	4.9			
Blue,Kendrick	2	0-0	0-0	0-0	0	0-0	0	12	10	16	15	31	46	4.6			
Fenton,Tyler	1	0-0	0-0	0-0	0	0-0	0	6	5	1	0	26	26	5.2			
Brown,Deotis	1	0-0	0-0	0-0	0	0-0	0	6	9	7	22	0	22	2.4			
Brunette,Charlie	1	0-0	0-0	0-0	0	0-0	0	6	6	3	9	0	9	1.5			
Byrd,Terrence	1	0-0	0-0	0-0	0	0-0	0	6	1	1	1	0	1	0.1			
Thier,Jason	1	0-0	0-0	0-0	0	0-0	0	6	11	1	-17	0	-17	-1.5			
Rodriguez,Derek	1	0-0	0-0	0-0	0	0-0	0	6	8	4	-65	0	-65	-8.1			
Lavant,Demetrius	1	0-0	0-0	0-0	0	0-0	0	6	Total.....	11	771	1323	2458	3781	343.7		
D'Antonio,Steve	0	0-0	0-0	0-0	1	0-0	0	2	Opponents.....	11	826	1701	2538	4239	385.4		
TEAM	0	0-0	0-0	0-0	0	0-0	1	2									
Total.....	37	11-18	33-33	0-0	1	1-3	0	1	292								
Opponents.....	42	8-11	40-41	1-1	0	0-0	0	0	318								
Field Goals									ALL PURPOSE								
FGM-FGA	Pct	01-19	20-29	30-39	40-49	50-99	Lg	BK	G	Rush	Rec	PR	KOR	IR	Tot	Avg/G	
Masucci,Mickey	11-18	61.1	0-0	5-8	3-7	3-3	0-0	49	2	11	95	379	0	847	0	1321	120.1
									11	-17	489	140	202	0	814	74.0	
									11	1	505	0	0	0	506	46.0	
									11	388	50	43	13	0	494	44.9	
									11	275	199	0	0	0	474	43.1	
									11	426	0	0	-5	0	421	38.3	
									11	0	274	0	0	0	274	24.9	
									11	0	167	0	21	0	188	17.1	
									11	0	176	0	0	0	176	16.0	
									10	0	95	0	22	0	117	11.7	
									7	100	3	0	0	0	103	14.7	
									10	69	0	0	0	0	69	6.9	
									11	0	0	0	0	69	6.9		
									7	0	62	0	0	0	62	8.9	
									11	0	0	0	0	57	5.2		
									11	0	0	1	0	49	4.5		
									11	0	34	0	0	0	34	3.1	
									11	0	0	0	0	27	2.5		
									6	9	0	0	17	0	26	4.3	
									9	22	0	0	0	0	22	2.4	
									11	0	0	7	0	12	19	1.7	
									1	5	11	0	0	0	16	16.0	
									11	0	0	0	0	15	15	1.4	
									10	15	0	0	0	0	15	1.5	
									5	0	14	0	0	0	14	2.8	
									10	0	0	0	0	1	1	0.1	
									10	0	0	0	1	0	1	0.1	
									8	-65	0	0	0	0	-65	-8.1	
									Total.....	11	1323	2458	191	1118	230	5320	483.6
									Opponents.....	11	1701	2538	163	1008	155	5565	505.9
Punt Returns																	
No.	Yds	Avg	TD	Long													
Coker,Albert	23	140	6.1	0	29												
Bernard,Anton	1	43	43.0	1	43												
Sternberg,Eric	1	7	7.0	0	0												
Rodriguez,Derek	1	1	1.0	0	1												
Total.....	26	191	7.3	1	43												
Opponents.....	25	163	6.5	0	18												

TEAM GAME HIGHS

Truman

Rushes	.51	vs Missouri Southern
Yards Rushing	.265	vs Missouri Southern
Yards Per Rush	.6.2	at Pittsburg State
TD Rushes	.2	vs Southern Arkansas
		at Pittsburg State
		vs Washburn
		at Emporia State
		at Missouri Western
Pass attempts	.49	vs Central Missouri
Pass completions	.28	vs Central Missouri
Yards Passing	.405	vs Central Missouri
Yards Per Pass	.8.3	vs Central Missouri
TD Passes	.4	vs Missouri Southern
		vs Missouri S&T
Total Plays	.82	vs Missouri S&T
Total Offense	.429	vs Washburn
		vs Missouri Southern
Yards Per Play	.5.9	vs Missouri Southern
Points	.38	vs Missouri Southern
		vs Missouri S&T
Sacks By	.7	at Fort Hays State
First Downs	.25	vs Missouri S&T
Penalties	.10	at Missouri Western
Penalty Yards	.72	at Missouri Western
Turnovers	.3	at Emporia State
Interceptions By	.3	vs Southern Arkansas
		at Fort Hays State
		vs Missouri Southern

Opponents

Rushes	.61	vs Nebraska-Omaha
Yards Rushing	.292	at Pittsburg State
Yards Per Rush	.5.4	at Pittsburg State
TD Rushes	.5	at Pittsburg State
Pass attempts	.54	vs Missouri S&T
Pass completions	.35	vs Missouri S&T
Yards Passing	.383	vs Missouri S&T
Yards Per Pass	.9.7	vs Washburn
TD Passes	.3	vs Northwest Missouri
		vs Missouri S&T
Total Plays	.85	vs Missouri S&T
Total Offense	.568	vs Northwest Missouri
Yards Per Play	.6.8	vs Northwest Missouri
Points	.49	vs Northwest Missouri
Sacks By	.3	vs Southern Arkansas
First Downs	.33	at Pittsburg State
Penalties	.11	vs Southern Arkansas
Penalty Yards	.103	vs Southern Arkansas
Turnovers	.5	at Fort Hays State
Interceptions By	.2	vs Washburn

TRUMAN INDIVIDUAL GAME HIGHS

Rushes	.16	Ticich,Matt vs Washburn (Oct 18, 2008)
		Bernard,Anton vs Missouri Southern (Nov 01, 2008)
		Ticich,Matt vs Missouri S&T (Nov 15, 2008)
Yards Rushing	.122	Bernard,Anton vs Missouri Southern (Nov 01, 2008)
TD Rushes	.1	King,Ryan vs Southern Arkansas (Sep 06, 2008)
		Ticich,Matt vs Southern Arkansas (Sep 06, 2008)
		Kenney,Phil vs Central Missouri (Sep 13, 2008)
		Bernard,Anton at Pittsburg State (Oct 11, 2008)
		Ticich,Matt at Pittsburg State (Oct 11, 2008)
		Kenney,Phil vs Washburn (Oct 18, 2008)
		Ticich,Matt vs Washburn (Oct 18, 2008)
		Harvey,Donald at Emporia State (Oct 25, 2008)
		Ticich,Matt at Emporia State (Oct 25, 2008)
		Kenney,Phil vs Missouri Southern (Nov 01, 2008)
		Harvey,Donald at Missouri Western (Nov 08, 2008)
		Ticich,Matt at Missouri Western (Nov 08, 2008)
		Ticich,Matt vs Missouri S&T (Nov 15, 2008)
Long Rush	.48	Bernard,Anton vs Missouri Southern (Nov 01, 2008)
Pass attempts	.48	Ticich,Matt vs Central Missouri (Sep 13, 2008)
Pass completions	.27	Ticich,Matt vs Central Missouri (Sep 13, 2008)
Yards Passing	.379	Ticich,Matt vs Central Missouri (Sep 13, 2008)
TD Passes	.4	Ticich,Matt vs Missouri S&T (Nov 15, 2008)
Long Pass	.73	Ticich,Matt at Emporia State (Oct 25, 2008)
Receptions	.7	Kenney,Phil vs Central Missouri (Sep 13, 2008)
		King,Ryan vs Central Missouri (Sep 13, 2008)
		Kenney,Phil vs Washburn (Oct 18, 2008)
		King,Ryan vs Missouri S&T (Nov 15, 2008)
Yards Receiving	.126	Kenney,Phil vs Central Missouri (Sep 13, 2008)
TD Receptions	.2	Coker,Albert vs Missouri S&T (Nov 15, 2008)
Long Reception	.73	Coker,Albert at Emporia State (Oct 25, 2008)
Field Goals	.2	Masucci,Mickey vs Southern Arkansas (Sep 06, 2008)
		Masucci,Mickey at Fort Hays State (Sep 27, 2008)
		Masucci,Mickey vs Nebraska-Omaha (Oct 04, 2008)
Long Field Goal	.49	Masucci,Mickey vs Nebraska-Omaha (Oct 04, 2008)
Punts	.9	Kleckner,Max at Fort Hays State (Sep 27, 2008)
Punting Avg	.42.3	Kleckner,Max at Pittsburg State (Oct 11, 2008)
Long Punt	.53	Kleckner,Max at Pittsburg State (Oct 11, 2008)
Long Punt Return	.43	Bernard,Anton vs Central Missouri (Sep 13, 2008)
Long Kickoff Return	.43	Kenney,Phil at Missouri Western (Nov 08, 2008)
Tackles	.15	Sternberg,Eric vs Nebraska-Omaha (Oct 04, 2008)
Sacks	.2.0	Hammers,Les at Fort Hays State (Sep 27, 2008)
Tackles For Loss	.3.0	Hammers,Les vs Southern Arkansas (Sep 06, 2008)
		Sternberg,Eric at Fort Hays State (Sep 27, 2008)
		Schroeder,Richard vs Nebraska-Omaha (Oct 04, 2008)
		Sternberg,Eric at Missouri Western (Nov 08, 2008)
Interceptions	.2	Rodriguez,Derek at Missouri Western (Nov 08, 2008)

OPPONENT INDIVIDUAL GAME HIGHS

Rushes	.30	McNeill,Brian, vs Nebraska-Omaha (Oct 04, 2008)
		Cooper,Justin, vs Washburn (Oct 18, 2008)
Yards Rushing	.174	Farabi,Caleb, at Pittsburg State (Oct 11, 2008)
TD Rushes	.2	Council,LaRon, vs Northwest Missouri (Sep 20, 2008)
		Farabi,Caleb, at Pittsburg State (Oct 11, 2008)
		Clark,Brandon, at Pittsburg State (Oct 11, 2008)
		Cooper,Justin, vs Washburn (Oct 18, 2008)
Long Rush	.46	Hodges,Thomas, at Missouri Western (Nov 08, 2008)
Pass attempts	.54	Guidry,Brad, vs Missouri S&T (Nov 15, 2008)
Pass completions	.35	Guidry,Brad, vs Missouri S&T (Nov 15, 2008)
Yards Passing	.383	Guidry,Brad, vs Missouri S&T (Nov 15, 2008)
TD Passes	.3	Osborn,Joel, vs Northwest Missouri (Sep 20, 2008)
		Guidry,Brad, vs Missouri S&T (Nov 15, 2008)
Long Pass	.66	Ryan McCombie, vs Southern Arkansas (Sep 06, 2008)
Receptions	.11	Howard,Zach, vs Missouri S&T (Nov 15, 2008)
Yards Receiving	.130	Johnson,Johnny, vs Missouri Southern (Nov 01, 2008)
TD Receptions	.2	McEvoy,Danny, at Emporia State (Oct 25, 2008)
Long Reception	.66	Isaac Marrufo, vs Southern Arkansas (Sep 06, 2008)
Field Goals	.2	Zuerlein,Greg, vs Nebraska-Omaha (Oct 04, 2008)
		Strickler,Dusti, at Missouri Western (Nov 08, 2008)
Long Field Goal	.50	Strickler,Dusti, at Missouri Western (Nov 08, 2008)
Punts	.8	Elder,Tyler, at Fort Hays State (Sep 27, 2008)
Punting Avg	.43.2	Mueller,Brian, vs Missouri S&T (Nov 15, 2008)
Long Punt	.57	Elder,Tyler, at Fort Hays State (Sep 27, 2008)
Long Punt Return	.18	Curran,Casey, vs Washburn (Oct 18, 2008)
Long Kickoff Return	.54	Houston,Cedric, at Missouri Western (Nov 08, 2008)
Tackles	.15	Loula,Matt, vs Missouri S&T (Nov 15, 2008)
Sacks	.1.5	Etu,Soane, at Missouri Western (Nov 08, 2008)
Tackles For Loss	.3.5	Loula,Matt, vs Missouri S&T (Nov 15, 2008)
Interceptions		Dotson,LaVance, vs Central Missouri (Sep 13, 2008)
		Carr,Jason, at Fort Hays State (Sep 27, 2008)
		Beckford,Xavier, vs Washburn (Oct 18, 2008)
		Watkins,Zach, vs Washburn (Oct 18, 2008)
		Poston,Chris, at Emporia State (Oct 25, 2008)



OUTLOOK

COACHES

ROSTER

PLAYERS

08 REVIEW

RECORDS

HISTORY

OPPONENTS

MIAA

TRUMAN

TRUMAN 25-YARD PLUS PLAYS

Yards	Type	Player(s)	Opponent
93*	FR	Rodriguez,Derek	Nebraska-Omaha
73*	Pass	Coker,Albert from Ticich,Matt	Emporia State
68*	Pass	Kenney,Phil from Ticich,Matt	Pittsburg State
68*	Pass	Harvey,Donald from Ticich,Matt	Fort Hays St.
62	Pass	D'Antonio from Ticich,Matt	Washburn
57*	INT	Lavant,Demetrius	Nebraska-Omaha
52	Pass	Coker,Albert from Ticich,Matt	Nebraska-Omaha
49	Pass	Coker,Albert from Ticich,Matt	Southern Ark.
48	Rush	Bernard,Anton	Missouri Southern
46	Pass	Brunette,Charlie from Ticich,Matt	Missouri Southern
45*	Pass	Coker,Albert from Ticich,Matt	Nebraska-Omaha
43	KR	Kenney, Phil	Missouri Western
42	INT	Thier,Jason	Missouri Southern
41	Rush	Eta,Luther	Pittsburg State
38	KR	Kenney,Phil	Missouri S&T
38	KR	Coker,Albert	Southern Ark.
37	KR	Kenney,Phil	Emporia State
36	KR	Kenney,Phil	Missouri S&T
36	FR	Lavant,Demetrius	Pittsburg State
36*	Pass	Kenney,Phil from Ticich,Matt	Central Missouri
35	Pass	King,Ryan from Ticich,Matt	Fort Hays St.
34	KR	Kenney,Phil	Missouri S&T
34	Pass	King,Ryan from Ticich,Matt	Missouri Western
34	Pass	Reynolds,Adam from Kleckner, Max	NW Missouri
34	Pass	King,Ryan from Ticich,Matt	Central Missouri
33	KR	Coker,Albert	Missouri Southern
33	KR	Kenney,Phil	NW Missouri
32	KR	Kenney,Phil	Missouri Western
31	KR	Kenney,Phil	Central Missouri
31*	Rush	Ticich,Matt	Washburn
30	Pass	Kenney,Phil from Ticich,Matt	Fort Hays St.
29	INT	Rodriguez,Derek	Missouri Western
29	FR	Sternberg,Eric	Pittsburg State
29	KR	Kenney,Phil	NW Missouri
29	Pass	Harvey,Donald from Ticich,Matt	Central Missouri
29	PR	Coker,Albert	Missouri Western
28*	Pass	Blue,Kendrick from Ticich,Matt	Missouri S&T
28	KR	Kenney,Phil	Missouri Western
28	KR	Kenney,Phil	NW Missouri
28	Rush	Eta,Luther	Southern Ark.
27	Pass	Coker,Albert from Ticich,Matt	Missouri Western
27*	Pass	Coker,Albert from Ticich,Matt	Missouri Western
27*	INT	Byrd,Terrence	Fort Hays St.
27	KR	Kenney,Phil	Fort Hays St.
27	KR	Coker,Albert	NW Missouri
27	KR	Kenney,Phil	Central Missouri
26	Pass	King,Ryan from Ticich,Matt	Pittsburg State
26	Pass	Kenney,Phil from Henry,Phillip	Central Missouri
26	KR	Kenney,Phil	Southern Ark.
26	KR	Kenney,Phil	Southern Ark.
26	KR	Kenney,Phil	Washburn
25	Pass	King,Ryan from Ticich,Matt	Missouri S&T
25*	Pass	Coker,Albert from Ticich,Matt	Missouri S&T
25	Pass	Brunette,Charlie from Ticich,Matt	Missouri S&T
25	KR	Kenney,Phil	Emporia State
25	Pass	Brunette,Charlie from Ticich,Matt	Missouri Western
25	Pass	Brunette,Charlie from Ticich,Matt	Pittsburg State

* touchdown scored on play

OPPONENT 25-YARD PLUS PLAYS

Yards	Type	Player(s)	Team
80	INT	Watkins,Zach	Washburn
66*	Pass	Marrufo,Isaac from McCombie,Ryan	Southern Ark.
54	KR	Houston,Cedric	Missouri Western
52	FR	Paddock,Sean	NW Missouri
49	KR	Smith,Fred	Missouri Southern
48	KR	Wright,Clarence	Southern Ark.
47	Pass	Hastings,Joe from Simoneau,Dane	Washburn
46*	Rush	Hodges,Thomas	Missouri Western
46*	Pass	McEvoy,Danny from SloanEl,Andre	Emporia State
46	Pass	Tyson,Raphyael from Porter,Quintin	Southern Ark.
44	Pass	Kush,Harrison from Smith,Mark	Pittsburg State
41	KR	Abner,Adrian	Emporia State
40	Pass	Walker,Brandon from Simoneau,Dane	Washburn
39	Pass	Wright,Kendall from Osborn,Joel	NW Missouri
38*	INT	Poston,Chris	Emporia State
37*	INT	Dotson,LaVance	Central Missouri
36*	Pass	Powers,Drameago from Simoneau,Dane	Washburn
35	KR	Kush,Harrison	Pittsburg State
35	KR	Gullory,Bobby	Central Missouri
32	Pass	Beard,Jordan from Guidry,Brad	Missouri S&T
32*	FR	Gee,Kameron	Emporia State
30*	Pass	Shockley,Chad from Guidry,Brad	Missouri S&T
30	KR	Shockley,Chad	Missouri S&T
29*	Pass	Qaoud,Abe from Osborn, Joel	NW Missouri
29	Pass	Applegate,Greg from Osborn, Joel	NW Missouri
29*	Pass	Milner,Glenn from Czerniewski,Eric	Central Missouri
28	Pass	Mead,Andrew from Newhart,Drew	Missouri Western
28	KR	Smith,Fred	Missouri Southern
28	Rush	McNeill,Brian	Nebraska-Omaha
28*	Rush	Dickson,Anthony	Fort Hays St.
28	Rush	Porter,Quintin	Southern Ark.
27	Pass	Prado,Alvaro from Newhart,Drew	Missouri Western
27	Pass	Johnson,Johnny from Hinspeter,Adam	Missouri Southern
27	Rush	Garrison,Mike	Fort Hays St.
27	KR	Brown,Travrus	Southern Ark.
27	KR	Metcalf,Chris	Southern Ark.
27	KR	Metcalf,Chris	Southern Ark.
26	Pass	Cosby,DeMarco from Czerniewski,Eric	Central Missouri
25	KR	Howard,Zach	Missouri S&T
25	KR	Smith,Fred	Missouri Southern
25	KR	Lavan,Freddie	Washburn
25	KR	Murphy,Brian	Emporia State
25	Pass	Nelson,Marques from Smith,Mark	Pittsburg State
25	KR	Kush,Harrison	Pittsburg State

* touchdown scored on play

25-YARD PLUS PLAYS BY PLAYER

Player	No.	TD	R	P	KR	PR	IR	FR
Kenney,Phil	21	2	0	4	17	0	0	0
Coker,Albert	11	4	0	7	3	1	0	0
King,Ryan	5	0	0	5	0	0	0	0
Brunette,Charlie	4	0	0	4	0	0	0	0
Lavant,Demetrius	2	1	0	0	0	0	1	1
Eta,Luther	2	0	2	0	0	0	0	0
Harvey,Donald	2	1	0	2	0	0	0	0
Rodriguez,Derek	2	1	0	0	0	0	1	1
Sternberg,Eric	1	0	0	0	0	0	0	1
Byrd,Terrence	1	1	0	0	0	0	1	0
Reynolds,Adam	1	0	0	1	0	0	0	0
Ticich,Matt	1	1	1	0	0	0	0	0
D'Antonio,Steve	1	0	0	1	0	0	0	0
Thier,Jason	1	0	0	0	0	0	1	0
Bernard,Anton	1	0	1	0	0	0	0	0
Blue,Kendrick	1	1	0	1	0	0	0	0
TOTAL	57	12	4	25	20	1	4	3

LONG PLAYS (25+ YARDS) BY THE NUMBERS

By Yards	Truman		Opp.		By Type	Truman		Opp.	
	No.	TD	No.	TD		No.	TD	No.	TD
100+	0	0	0	0	Rushing	4	1	5	2
90-99	1	1	0	0	Passing	25	8	18	6
80-89	0	0	1	0	Punt returns	1	0	0	0
70-79	1	1	0	0	Kick returns	20	0	17	0
60-69	3	2	1	1	Interceptions	4	2	3	2
50-59	2	1	2	0	Fumble returns	3	1	2	1
40-49	7	1	9	2	Other	0	0	0	0
30-39	17	2	11	5	TOTAL	63	13	45	11
20-29	26	4	21	3					
Total	57	12	45	11					



SATURDAY, SEPTEMBER 6, 2008



SO. ARKANSAS
BULLDOGS

1 2 3 4 F
0 7 0 14 21
10 10 14 0 34



Greene Stadium, Liberty, Mo. Attendance 790

BOX SCORE

	SAU	TSU
Score	21	34
FIRST DOWNS	15	13
RUSHES-YARDS (NET)	45-136	36-102
PASSING YDS (NET)	189	163
Passes Att-Comp-Int	29-12-3	32-12-0
TOTAL OFFENSE PLAYS-YARDS	74-325	68-265
Fumble Returns-Yards	0-0	0-0
Punt Returns-Yards	5-13	2-9
Kickoff Returns-Yards	7-179	4-95
Interception Returns-Yards	0-0	3-22
Punts (Number-Avg)	5-30.0	7-38.7
Fumbles-Lost	4-1	0-0
Penalties-Yards	11-103	6-51
Possession Time	33:13	26:47
Third-Down Conversions	4 of 15	5 of 17
Fourth-Down Conversions	2 of 6	1 of 2
Red-Zone Scores-Chances	2-2	5-6

Southern Arkansas

Rushing	No.	Gain	Loss	Net	TD	Lg	Avg
Quintin Porter	18	86	10	76	1	28	4.2
I. Roseborough	5	24	1	23	1	12	4.6
Chris Metcalf	2	20	0	20	0	11	10.0
Mark Johnson	8	24	8	16	0	13	2.0

Passing	C-A-I	Yds	TD	Long	Sack
Ryan McCombie	7-17-1	118	1	66	1
Quintin Porter	5-12-2	71	0	46	1

Receiving	No.	Yards	TD	Long
Isaac Marrufo	5	99	1	66
Michael Chatman	3	27	0	12
Raphyael Tyson	2	50	0	46
Travrus Brown	1	8	0	8

Punting	No.	Yds	Avg	Long	In20	TB
Zach Massingill	5	150	30.0	50	0	1

Punt Returns	No.	Yards	TD	Long
Clarence Wright	4	13	0	6
Daren Lewis	1	0	0	0

Kick Returns	No.	Yards	TD	Long
Chris Metcalf	4	99	0	27
Clarence Wright	2	53	0	48

Tackles	UA-A	Total	Sacks	TFL
Steven Dauenhauer	3-4	7	0.0	0.0
Simeon Oston	2-5	7	0.5	1.5
Brandon Wilson	5-0	5	0.0	0.0
Ryan Terry	3-2	5	0.0	1.0

Qtr	Time	Scoring Play	V-H
1st	09:23	TSU - Thier, Jason 14 yd interception return (Masucci, Mickey kick)	0 - 7
	06:14	TSU - Masucci, Mickey 20 yd field goal, 4-6 1:26	0 - 10
2nd	10:58	SAU - I. Roseborough 11 yd run (Jordan Dubois kick), 10-92 4:51	7 - 10
	04:13	TSU - Masucci, Mickey 41 yd field goal, 9-27 2:57	7 - 13
	00:25	TSU - Ticich, Matt 1 yd run (Masucci, Mickey kick), 10-57 2:28	7 - 20
3rd	09:20	TSU - King, Ryan 1 yd run (Masucci, Mickey kick), 5-29 1:55	7 - 27
	05:44	TSU - Harvey, Donald 8 yd pass from Ticich, Matt (Masucci, Mickey kick), 3-60 1:12	7 - 34
4th	08:02	SAU - Quintin Porter 3 yd run (Jordan Dubois kick), 7-42 3:25	14 - 34
	05:35	SAU - Isaac Marrufo 66 yd pass from Ryan McCombie (Jordan Dubois kick), 1-66 0:11	21 - 34

Truman

Rushing	No.	Gain	Loss	Net	TD	Lg	Avg
Harvey, Donald	13	33	0	33	0	9	2.5
Eta, Luther	1	28	0	28	0	28	28.0
Davis, Phillip	6	31	12	19	0	23	3.2
Kenney, Phil	6	16	4	12	0	9	2.0

Passing	C-A-I	Yds	TD	Long	Sack
Ticich, Matt	9-26-0	146	1	49	1
Davis, Phillip	3-6-0	17	0	9	2

Receiving	No.	Yards	TD	Long
Kenney, Phil	4	41	0	17
Coker, Albert	2	72	0	49
Blue, Kendrick	2	25	0	16
Harvey, Donald	2	9	1	8

Punting	No.	Yds	Avg	Long	In20	TB
Kleckner, Max	7	271	38.7	47	3	0

Punt Returns	No.	Yards	TD	Long
Bernard, Anton	1	0	0	0
Coker, Albert	1	9	0	9

Kick Returns	No.	Yards	TD	Long
Kenney, Phil	3	57	0	26
Coker, Albert	1	38	0	38

Tackles	UA-A	Total	Sacks	TFL
Thier, Jason	5-9	14	0.0	0.5
Phillips, Mike	4-4	8	0.0	0.0
Lavant, Demetrius	5-2	7	0.0	0.0
Burel, Matt	3-3	6	0.0	0.0



Jason Thier scored on a 14-yard interception return to begin the Bulldog season. Truman would go on to return three interceptions for touchdowns during the 2008 season.

COACHES AWARDS

Defensive	Jason Thier
Offensive	none
Special Teams	Ryan King
Hog (OL)	Dan Tweeton
Scout Special	Harnish Ayora
Scout Offensive	Dustin Moore
Scout Defensive	Ryan Barnes
Lifter	Graydon Gaines
	Andy Swedenhjem

GAME RECAP

Liberty, Mo. – The Bulldog defense help propel the squad to a 10-0 lead and Truman finished off Southern Arkansas 34-21 in the season opener played in Liberty, Mo. The defense had three interceptions, one fumble recovery and a blocked punt in the victory.

Jason Thier scored the first points of the season after picking off the Mulerider quarterback Quintin Porter's pass and taking it 14 yards to the endzone. Mickey Masucci added the extra point and Truman led 7-0 at the 9:23 mark of the first quarter.

The 'Dogs then blocked a punt on the next Southern Arkansas possession however the offense couldn't punch it in the endzone. Masucci connected from 20 yards out and a 10-0 lead.

The Muleriders got on the scoreboard in the second quarter after a 10-play 92-yard drive that was capped off by Ian Roseborough's 11-yard run.

Masucci hit from 41 yards at the 4:13 mark of the half to put Truman up 13-7.

Josh McLeod had the second interception of the day and set up the next Truman score. Matt Ticich found Kendrick Blue for 16 yards on third down to move the ball to the Mulerider 20.

Ticich hit Phil Kenney for a 17-yard pass that brought it to the goal line and two plays later the senior quarterback dove over the top with :25 seconds left in the half for the 20-7 lead.

Two more touchdowns in the third quarter seemed to put the



OUTLOOK

COACHES

ROSTER

PLAYERS

08 REVIEW

RECORDS

HISTORY

OPPONENTS

MIAA

TRUMAN

SATURDAY, SEPTEMBER 13, 2008



CENTRAL MO.

BULLDOGS

1	2	3	4	F
7	10	7	7	31
7	0	7	14	28



Stokes Stadium, Kirksville, Mo. Attendance 3525

BOX SCORE

	UCM	TSU
Score	31	28
FIRST DOWNS	19	21
RUSHES-YARDS (NET)	36-135	23-3
PASSING YDS (NET)	162	405
Passes Att-Comp-Int	29-17-0	49-28-1
TOTAL OFFENSE PLAYS-YARDS	65-297	72-408
Fumble Returns-Yards	0-0	0-0
Punt Returns-Yards	2-21	2-50
Kickoff Returns-Yards	4-103	5-121
Interception Returns-Yards	1-37	0-0
Punts (Number-Avg)	7-34.3	4-32.8
Fumbles-Lost	0-0	1-0
Penalties-Yards	10-50	7-55
Possession Time	32:56	27:04
Third-Down Conversions	6 of 17	5 of 13
Fourth-Down Conversions	1 of 1	1 of 4
Red-Zone Scores-Chances	3-3	2-2

Central Missouri

Rushing	No.	Gain	Loss	Net	TD	Lg	Avg
Milner, Glenn	25	132	4	128	1	17	5.1
Gullory, Bobby	3	12	4	8	0	7	2.7
Czerniewski, Eri	6	8	3	4	0	5	0.7
TEAM	2	0	4	-4	0	0	-2.0

Passing	C-A-I	Yds	TD	Long	Sack
Czerniewski, Eri	17-29-0	162	2	29	2

Receiving	No.	Yards	TD	Long
Cosby, DeMarco	5	62	0	26
Richmond, Tim	4	18	0	8
Thornton, Sean	3	24	0	11
Gower, Zain	2	13	0	14

Punting	No.	Yds	Avg	Long	In20	TB
Hofer, Jordan	5	205	41.0	44	2	1
Czerniewski, Eri	1	35	35.0	35	1	0

Punt Returns	No.	Yards	TD	Long
Shepherd, Randy	2	21	0	12

Kick Returns	No.	Yards	TD	Long
Gullory, Bobby	4	103	0	35

Tackles	UA-A	Total	Sacks	TFL
Dillon, Mike	3-6	9	0.0	0.5
Fairclough, Max	3-5	8	0.0	0.0
Ehase, Steven	6-1	7	0.0	1.0
Parker, Karl	2-4	6	0.0	0.0

Qtr	Time	Scoring Play	V-H
1st	09:35	UCM - Milner, Glenn 1 yd run (Starks, Mark kick), 10-60 5:25	7-0
	01:42	TSU - Kenney, Phil 36 yd pass from Ticich, Matt (Masucci, Mickey kick), 6-57 2:01	7-7
2nd	14:07	UCM - Milner, Glenn 29 yd pass from Czerniewski, Eri (Starks, Mark kick), 6-60 2:26	14-7
	05:08	UCM - Starks, Mark 26 yd field goal, 7-50 3:35	17-7
3rd	08:23	UCM - Boehringer, B. 12 yd pass from Czerniewski, Eri (Starks, Mark kick), 11-67 4:58	24-7
	03:25	TSU - Bernard, Anton 43 yd blocked punt return (Masucci, Mickey kick)	24-14
4th	09:43	TSU - Coker, Albert 7 yd pass from Ticich, Matt (Masucci, Mickey kick), 14-90 7:02	24-21
	05:00	UCM - Dotson, LaVance 37 yd interception return (Starks, Mark kick)	31-21
	02:53	TSU - Kenney, Phil 1 yd run (Masucci, Mickey kick), 7-75 2:02	31-28

GAME RECAP

Kirksville, Mo. - The #24 Central Missouri Mules held on to defeat the Truman Bulldogs 31-28 at Stokes Stadium in the MIAA football opener on Saturday night. The Mules got a late interception return for a touchdown the proved to be the game winner.

Truman quarterback Matt Ticich was nearly perfect for the night going 27-of-48 for 379 yards but LaVance Dotson picked off Ticich with five minutes left to put Central ahead 31-21 with a 37-yard interception return.

Prior to the pick, Truman had scored 14 points and cut the 24-7 deficit down to just three.

The rally began with another big special teams play. Eric Sternberg went straight up the middle and blocked a punt that was picked up by Anton Bernard who ran it in for the touchdown.

Truman then forced Central to punt again and after a high snap, Jordan Hofer was able to pin the Bulldogs back to their own 10 with 1:45 left in the third quarter.

Ticich engineered a 14-play, 90 yard drive by finding Albert Coker for a 7-yard touchdown to cut Central's lead to 24-21 with 9:36 left.

The Bulldogs held Central again but not before Eric Czerniewski completed a 22-yard pass to DeMarco Cosby and a



Anton Bernard pulled the Bulldogs to within 10 after this 43-yard punt block return against the Mules. Truman would come up just short in the first game on the new turf at home.

COACHES AWARDS

Defensive	Eric Sternberg
Offensive	Phil Kenney
Special Teams	Anton Bernard
Hog (OL)	Eric Ruzicka
Scout Special	Jeff Klott
Scout Offensive	Harnish Ayora
Scout Defensive	Richie Schumacher
Lifter	Eric Sternberg
Lifter	Philip Francois

15-yard roughing penalty that took the ball from the Mule 16 to across midfield.

Czerniewski quick punted on fourth down to the Truman five to give the ball back to the Bulldogs with 6:16 left.

Truman moved the ball to their own 17 when Ticich threw his first interception of the season.

After the touchdown, the Bulldogs marched down the field with Ryan King catching his seventh pass of the night and breaking away for a 34-yard gain to the Mule 41. On fourth and nine, Truman used a little trickery with Phillip Henry finding Phil Kenney on a double pass down to the Mule goal line.

Kenney would finish off the seven-play, 75-yard drive with a one-yard plunge.

The Mules were able to ride out the clock after Glenn Milner gained his final yard on a third and one situation. Milner rushed for 128 yards on 25 carries.

Kenney and King each caught seven passes for Truman as the running game could not get on track. The Bulldogs rushed for just net three yards that was hurt by a bad snap on a punt earlier in the game. Donald Harvey had 11 rushes for 23 yards.



SATURDAY, SEPTEMBER 20, 2008



NW MISSOURI BULLDOGS

	1	2	3	4	F
NW MISSOURI	7	28	7	7	49
BULLDOGS	0	0	0	0	0



Stokes Stadium, Kirksville, Mo. Attendance 5107

BOX SCORE

	NWMSU	TSU
Score	49	0
FIRST DOWNS	30	7
RUSHES-YARDS (NET)	45-212	25-50
PASSING YDS (NET)	356	93
Passes Att-Comp-Int	39-26-0	28-13-0
TOTAL OFFENSE PLAYS-YARDS	84-568	53-143
Fumble Returns-Yards	1-52	0-0
Punt Returns-Yards	4-19	0-0
Kickoff Returns-Yards	1-13	8-193
Interception Returns-Yards	0-0	0-0
Punts (Number-Avg)	2-28.0	9-33.1
Fumbles-Lost	0-0	1-1
Penalties-Yards	8-80	8-71
Possession Time	34:51	25:09
Third-Down Conversions	10 of 16	3 of 15
Fourth-Down Conversions	2 of 3	1 of 2
Red-Zone Scores-Chances	5-6	0-0

Northwest Missouri

Rushing	No.	Gain	Loss	Net	TD	Lg	Avg
Moore, Clint	13	79	0	79	0	24	6.1
Council, LaRon	13	74	2	72	2	22	5.5
Bolles, Blake	7	34	4	30	1	19	4.3
Cook, Sheldon	9	25	3	22	0	6	2.4

Passing	C-A-I	Yds	TD	Long	Sack
Osborn, Joel	17-23-0	285	3	39	0
Bolles, Blake	9-15-0	71	0	13	1

Receiving	No.	Yards	TD	Long
Qaoud, Abe	6	81	1	29
Wright, Kendall	4	66	1	39
Robinson, R.	4	60	1	22
Shannon, Brian	4	46	0	22

Punting	No.	Yds	Avg	Long	In20	TB
Stadler, Michael	2	56	28.0	31	2	0

Punt Returns	No.	Yards	TD	Long
Wright, Kendall	3	14	0	7
Warren, Tommy	1	5	0	5

Kick Returns	No.	Yards	TD	Long
Cook, Sheldon	1	13	0	13

Tackles	UA-A	Total	Sacks	TFL
Vondrak, Adam	4-3	7	0.0	0.0
Urums-Eke, Ike	3-1	4	1.0	1.0
Foster-Rettig, A	2-2	4	0.0	0.0
Okonta, Kevin	2-2	4	0.0	0.0

Qtr	Time	Scoring Play	V-H
1st	05:24	NWMSU - Council, LaRon 1 yd run (Frevert, Tommy kick), 2-6 0:39	7 - 0
2nd	14:54	NWMSU - Council, LaRon 6 yd run (Frevert, Tommy kick), 7-72 2:32	14 - 0
	05:38	NWMSU - Perry, Previn 10 yd run (Frevert, Tommy kick), 13-72 5:09	21 - 0
	02:18	NWMSU - Robinson, R. 22 yd pass from Osborn, Joel (Frevert, Tommy kick), 4-86 1:25	28 - 0
	00:14	NWMSU - Qaoud, Abe 29 yd pass from Osborn, Joel (Frevert, Tommy kick), 4-67 0:29	35 - 0
3rd	07:24	NWMSU - Wright, Kendall 8 yd pass from Osborn, Joel (Frevert, Tommy kick), 10-52 3:57	42 - 0
4th	03:48	NWMSU - Bolles, Blake 1 yd run (Frevert, Tommy kick), 15-60 7:49	49 - 0

Truman

Rushing	No.	Gain	Loss	Net	TD	Lg	Avg
Harvey, Donald	7	26	0	26	0	5	3.7
Kenney, Phil	10	27	2	25	0	8	2.5
Tichich, Matt	5	25	20	5	0	9	1.0
Bernard, Anton	2	0	1	-1	0	0	-0.5

Passing	C-A-I	Yds	TD	Long	Sack
Tichich, Matt	12-26-0	59	0	17	1
Davis, Phillip	0-1-0	0	0	0	0

Receiving	No.	Yards	TD	Long
Coker, Albert	3	27	0	17
King, Ryan	3	19	0	10
Brunette, Charlie	2	5	0	4
Kenney, Phil	2	2	0	3

Punting	No.	Yds	Avg	Long	In20	TB
Kleckner, Max	8	286	35.8	41	1	0
TEAM	1	12	12.0	12	0	0

Punt Returns	No.	Yards	TD	Long
--------------	-----	-------	----	------

Kick Returns	No.	Yards	TD	Long
Kenney, Phil	6	145	0	33
Coker, Albert	1	27	0	27

Tackles	UA-A	Total	Sacks	TFL
Burel, Matt	7-5	12	0.0	1.0
Lavant, Demetrius	4-5	9	0.0	0.0
Thier, Jason	4-4	8	0.0	0.0
Phillips, Mike	2-6	8	0.0	1.0



Donald Harvey was the lone bright spot as the Bulldogs fell to Northwest Missouri in the Ol' Hickory Stick game. Harvey ran seven times for just 26 yards.

COACHES AWARDS

Defensive	None
Offensive	None
Special Teams	Michael Elliot
Hog (OL)	Dan Martynowicz
Scout Special	Tremaine Millendar
Scout Offensive	Dan Martynowicz
Scout Defensive	Domnik Cobos
Lifter	Mike Phillips
Community	Andy Mundwiller
	Tracy Milo

GAME RECAP

Kirksville, Mo. – Costly mistakes and six straight Northwest possessions that resulted in touchdowns helped the Bearcats retain "The Ol' Hickory Stick" in front of a large Family Night crowd at Stokes Stadium. The Bearcats (3-1/2-0 MIAA) defeated the Truman Bulldogs (1-2/0-2 MIAA) 49-0.

The Bulldogs managed just 143 total yards of offense and only six yards in the second half. Truman had seven first downs compared to 30 by the Bearcats in the oldest trophy game in Division II.

Northwest took the opening possession down to the Bulldogs 30 but on third and one, Mike Phillips knocked Bearcat running back LaRon Council back two yards to force a fourth down.

Joel Osborn's pass fell incomplete and gave Truman their first possession of the night. In a sign of things to come, the Bulldogs went three-and-out and were forced to punt.

The Bearcats' second drive resulted in a punt and on the ensuing Truman possession may have come the biggest play of the night.

Phil Kenney was trying to get around the corner but the ball was forced out of his hands at the Northwest 42. It was picked up by Sean Paddock, who raced down to the Truman six before being brought down by Anton Bernard. Two plays later, Council took it to the endzone for the 7-0 lead.

Truman had third and one in their next set of downs but two costly penalties drove the ball back to their own 12 yard line where Max



OUTLOOK

COACHES

ROSTER

PLAYERS

08 REVIEW

RECORDS

HISTORY

OPPONENTS

MIAA

TRUMAN

SATURDAY, SEPTEMBER 27, 2008



BULLDOGS

FORT HAYS ST.

	1	2	3	4	F
BULLDOGS	10	7	0	10	27
FORT HAYS ST.	0	0	0	7	7



Lewis Field Stadium, Hays, Kan. Attendance 3827

BOX SCORE

	TSU	FHSU
Score	27	7
FIRST DOWNS	15	17
RUSHES-YARDS (NET)	34-107	34-129
PASSING YDS (NET)	265	168
Passes Att-Comp-Int	40-21-1	45-20-3
TOTAL OFFENSE PLAYS-YARDS	74-372	79-297
Fumble Returns-Yards	1-19	0-0
Punt Returns-Yards	3-14	2-9
Kickoff Returns-Yards	2-49	3-42
Interception Returns-Yards	3-31	1-0
Punts (Number-Avg)	9-38.0	8-42.2
Fumbles-Lost	2-1	3-2
Penalties-Yards	7-65	3-25
Possession Time	31:22	28:38
Third-Down Conversions	2 of 17	6 of 17
Fourth-Down Conversions	3 of 3	0 of 3
Red-Zone Scores-Chances	2-3	0-1

Truman										Fort Hays State									
Rushing	No.	Gain	Loss	Net	TD	Lg	Avg			Rushing	No.	Gain	Loss	Net	TD	Lg	Avg		
Ticich, Matt	11	59	1	58	0	15	5.3			Dickson, Anthony	9	60	2	58	1	28	6.4		
Harvey, Donald	11	28	3	25	0	12	2.3			Irvin, Jacob	8	33	6	27	0	11	3.4		
Bernard, Anton	7	13	1	12	0	4	1.7			Garrison, Mike	13	16	33	23	0	27	1.8		
Bembry, Marvin	1	8	0	8	0	8	8.0			Glenn, Justin	3	22	0	22	0	12	7.3		
Passing	C-A-I	Yds	TD	Long	Sack					Passing	C-A-I	Yds	TD	Long	Sack				
Ticich, Matt	21-40-1	265	2	68	1					Garrison, Mike	20-45-3	168	0	21	7				
Receiving	No.	Yards	TD	Long						Receiving	No.	Yards	TD	Long					
Kenney, Phil	6	42	1	30						Smith, Anthony	6	73	0	21					
Harvey, Donald	4	72	1	68						Atkinson, Tyler	6	55	0	14					
King, Ryan	3	74	0	35						Dickson, Anthony	4	9	0	5					
Fenton, Tyler	3	40	0	23						Stroup, Nate	1	12	0	12					
Punting	No.	Yds	Avg	Long	In20	TB				Punting	No.	Yds	Avg	Long	In20	TB			
Kleckner, Max	9	342	38.0	48	1	0				Elder, Tyler	8	338	42.2	57	0	1			
Punt Returns	No.	Yards	TD	Long						Punt Returns	No.	Yards	TD	Long					
Coker, Albert	3	14	0	6						Atkinson, Tyler	1	8	0	8					
										Lovett, C.J.	1	1	0	0					
Kick Returns	No.	Yards	TD	Long						Kick Returns	No.	Yards	TD	Long					
Kenney, Phil	2	49	0	27						Willis, A.J.	2	41	0	21					
										Dickson, Anthony	1	1	0	1					
Tackles	UA-A	Total	Sacks	TFL						Tackles	UA-A	Total	Sacks	TFL					
Sternberg, Eric	6-3	9	1.0	3.0						Jones, Andrew	6-6	12	0.0	0.0					
Phillips, Mike	4-5	9	0.0	2.0						Brunswick, Ty	2-5	7	0.0	1.5					
Eta, Luther	6-1	7	0.0	0.0						Blackwell, Seth	5-1	6	0.0	0.0					
Thier, Jason	5-2	7	0.0	0.0						Carr, Jason	4-2	6	1.0	2.0					

Qtr	Time	Scoring Play	V-H
1st	14:39	TSU - Harvey, Donald 68 yd pass from Ticich, Matt (Masucci, Mickey Kick), 1-68 0:21	7-0
	06:10	TSU - Masucci, Mickey 28 yd field goal, 14-69 5:47	10-0
2nd	07:32	TSU - Kenney, Phil 8 yd pass from Ticich, Matt (Masucci, Mickey Kick), 16-77 7:28	17-0
4th	14:53	FHSU - Dickson, Anthony 28 yd run (Rausa, Nathan Kick), 7-75 3:05	17-7
	04:49	TSU - Masucci, Mickey 37 yd field goal, 4-5 2:13	20-7
	00:44	TSU - Byrd, Terrence 27 yd interception return (Masucci, Mickey Kick)	27-7

GAME RECAP

Hays, Kan. – A dazzling start and a commanding defensive performance helped the Truman Football team defeat Fort Hays State 27-7 on Saturday afternoon in Hays, Kan.

A swing pass from Matt Ticich to Donald Harvey on the Bulldogs first play from scrimmage turned out to be the longest touchdown pass of the senior quarterback's Bulldog career. Harvey broke some tackles and went 68-yards to the end-zone and put Truman in front 7-0.

Fort Hays (2-3/1-3 MIAA) came into the game as the top defensive team in the MIAA, leading the conference in pass efficiency defense, scoring defense and total defense. However it was the Truman D that had all the stops and made the big plays.

The Bulldog defense went to work and forced five turnovers and limited the Tigers to 297 yards of total offense. Fort Hays was 6-of-17 on third downs and missed out on all three fourth down conversion attempts.

Truman's defense accounted for 11 tackles for loss on the afternoon with Eric Sternberg leading the way with three and a game high nine total tackles. Les Hammers had two sacks and two forced fumbles.

Mickey Masucci connected on a 28-yard field goal attempt to give Truman a 10-0 lead midway through the first quarter.

Truman got the ball back to start the second and proceeded to turn in their best drive of the season. The 'Dogs marched 77



Donald Harvey went 85-yards on the first play from scrimmage on a screen pass and the Bulldogs never looked back to pick up the first MIAA win of the season against Fort Hays State.

COACHES AWARDS

Defensive.....	Les Hammers
Offensive.....	Kevin Bigler
Special Teams.....	Max Kleckner
Hog (OL).....	Kevin Bigler
Scout Special.....	Robert Gaydon
Scout Offensive.....	Casey Schadel
Scout Defensive.....	Domnik Cobos
Lifter.....	Brenton Reese
Lifter.....	Ryan Ploesser
Community.....	Evan Yahnke

yards in 16 plays, taking 7:28 off the clock with Phil Kenney catching an eight yard pass from Ticich. A play earlier in the drive, Ticich converted on a fourth and one play from the Tigers' 11-yardline.

The Tigers' Anthony Dickson broke free on third down for a 28-yard touchdown run to start the fourth quarter and move Fort Hays to within 10.

The Tigers forced a quick three and out but Luther Eta intercepted a Garrison pass at midfield to squelch the Fort Hays momentum.

Thier picked off his second pass of the season on the ensuing Fort Hays possession and set up a 37-yard field goal from Masucci to put Truman up 20-7.

Terrence Byrd capped off the scoring with a 27-yard interception return for a touchdown, which was the Bulldogs second INT return for a score this season.

Kenney caught six of the 21 completions on the day for 42 yards and Ryan King led all receivers with 74 yards.



SATURDAY, OCTOBER 4, 2008



NEB.-OMAHA BULLDOGS

	1	2	3	4	OT	F
NEB.-OMAHA	0	3	7	7	3	20
BULLDOGS	14	0	0	3	9	26



Stokes Stadium, Kirksville, Mo. Attendance 3785

BOX SCORE

	UNO	TSU
Score	20	26
FIRST DOWNS	22	13
RUSHES-YARDS (NET)	61-255	22-55
PASSING YDS (NET)	107	231
Passes Att-Comp-Int	22-14-2	39-20-0
TOTAL OFFENSE PLAYS-YARDS	83-362	61-286
Fumble Returns-Yards	0-0	1-93
Punt Returns-Yards	2-21	2-0
Kickoff Returns-Yards	3-57	2-40
Interception Returns-Yards	0-0	2-65
Punts (Number-Avg)	5-35.4	8-35.0
Fumbles-Lost	1-1	0-0
Penalties-Yards	2-19	6-35
Possession Time	36:06	23:54
Third-Down Conversions	6 of 16	3 of 15
Fourth-Down Conversions	1 of 2	1 of 1
Red-Zone Scores-Chances	4-6	0-1

Nebraska-Omaha

Rushing	No.	Gain	Loss	Net	TD	Lg	Avg
McNeill,Brian	30	154	3	151	1	28	5.0
Miller,Zach	23	93	30	63	1	24	2.7
McCardle,John	7	42	0	42	0	11	6.0
TEAM	1	0	1	-1	0	0	-1.0

Passing	C-A-I	Yds	TD	Long	Sack
Miller,Zach	14-22-2	107	0	12	2

Receiving	No.	Yards	TD	Long
Kush,Troy	5	39	0	10
Eloi,Keith	5	38	0	12
McNeill,Brian	3	24	0	12
Carey,David	1	6	0	6

Punting	No.	Yds	Avg	Long	In20	TB
Schlautman,Jason	5	177	35.4	47	3	0

Punt Returns	No.	Yards	TD	Long
Sutton,Anthony	2	21	0	12

Kick Returns	No.	Yards	TD	Long
McCardle,John	2	35	0	20
Eloi,Keith	1	22	0	22

Tackles	UA-A	Total	Sacks	TFL
Ajuoga,Matt	6-0	6	0.0	0.0
Janda,Steve	4-1	5	0.0	0.0
Souder,Jeff	2-3	5	1.0	1.0
Keller,Zac	2-3	5	0.0	1.0

Truman

Rushing	No.	Gain	Loss	Net	TD	Lg	Avg
Bernard,Anton	11	38	4	34	0	9	3.1
Harvey,Donald	2	17	0	17	0	15	8.5
Nathan,Nick	1	4	0	4	0	4	4.0
Ayora,Harnish	1	1	0	1	0	1	1.0

Passing	C-A-I	Yds	TD	Long	Sack
Ticich,Matt	20-39-0	231	1	52	1

Receiving	No.	Yards	TD	Long
Harvey,Donald	4	32	0	14
Kenney,Phil	4	19	0	6
Coker,Albert	3	101	1	52
Blue,Kendrick	3	26	0	12

Punting	No.	Yds	Avg	Long	In20	TB
Kleckner,Max	8	280	35.0	48	1	1

Punt Returns	No.	Yards	TD	Long
Coker,Albert	2	0	0	0

Kick Returns	No.	Yards	TD	Long
Kenney,Phil	1	23	0	23
Nathan,Nick	1	17	0	17

Tackles	UA-A	Total	Sacks	TFL
Sternberg,Eric	7-8	15	0.0	0.0
Thier,Jason	6-8	14	0.0	0.0
Burel,Matt	6-7	13	0.0	0.0
Swedentjeim,Andy	5-3	8	0.0	1.0

Qtr	Time	Scoring Play	V-H
1st	12:10	TSU - Coker,Albert 45 yd pass from Ticich,Matt (Masucci,Mickey kick), 4-60 1:12	0 - 7
	05:24	TSU - Rodriguez,Derek 93 yd fumble recovery (Masucci,Mickey kick)	0 - 14
2nd	14:14	UNO - Zuerlein,Greg 33 yd field goal, 13-70 6:04	3 - 14
3rd	06:04	UNO - Miller,Zach 3 yd run (Zuerlein,Greg kick), 4-38 1:38	10 - 14
4th	12:43	UNO - McNeill,Brian 2 yd run (Zuerlein,Greg kick), 9-77 3:27	17 - 14
	00:01	TSU - Masucci,Mickey 42 yd field goal, 13-59 2:23	17 - 17
OT	15:00	TSU - Masucci,Mickey 49 yd field goal, 4-7 0:00	17 - 20
	15:00	UNO - Zuerlein,Greg 21 yd field goal, 7-21 0:00	20 - 20
	15:00	TSU - Lavant,Demetrius 57 yd interception return	20 - 26



Demetrius Lavant ended Homecoming in style with a 57-yard interception return in overtime as the Bulldogs knocked off nationally-ranked Nebraska-Omaha in front of a wild Stokes Stadium crowd.

COACHES AWARDS

Defensive	Derek Rodriguez
Offensive	Albert Coker
Special Teams	Mickey Masucci
Hog (OL)	John Frantz
Scout Special	Tremaine Millender
Scout Offensive	Dustin Moore
Scout Defensive	Jeff Klott
Lifter	Aaron Tjarks
Lifter	Bill Oline
Community	Sterling Lopez

GAME RECAP

Kirksville, Mo. – The Bulldog football team thrilled the homecoming crowd with a 26-20 double-overtime victory over No. 16 Nebraska-Omaha on Saturday afternoon in Kirksville. Demetrius Lavant had a 57-yard interception return to end the game and give the 'Dogs their third straight homecoming win.

The Bulldogs (3-2/2-2 MIAA) got to overtime after Mickey Masucci knocked a 42-yard field goal with five seconds on the clock to tie the game at 17-17.

Masucci hit from a career-long 49 yards after the Bulldogs failed to move the ball in the first overtime to put Truman ahead 20-17.

On the Mavericks' (3-2/2-2 MIAA) first OT possession, Zach Miller completed a 10-yard pass on third down to bring the ball to the Bulldog 10. Miller was held in check on two straight running plays, and on third and goal from the six, Miller was stopped again by Jason Thier and Matt Burel to force a tying field goal attempt.

Greg Zuerlein connected from 21 yards out to send the game into double overtime.

Miller was sacked on the Mavericks' first play by Richard Schroeder and a UNO holding call on second down forced Miller into a throwing situation. Miller lofted a pass that was taken out of the air by Lavant, who raced to the opposite endzone for the pick-six and Bulldog victory.

Until Masucci had tied the game at the end of regulation, the Bulldog offense was stymied in the second half. Five of Truman's six

drives in the half were three-and-outs but the Bulldogs got all the plays they needed in the final 2:24 of the game.

Matt Ticich found Tyler Fenton on a 19-yard pass play to bring the ball down to the Maverick 27. On the next play, Ticich threw to the end zone but the ball went off the hands of Albert Coker.

After a pair of timeouts by UNO in an attempt to freeze Masucci, the junior kicker drilled the ball from 42 yards out and forced the game into OT.

Truman's defense got the Bulldogs off to a great start in the contest, as Derek Rodriguez picked off a Miller pass on UNO's opening possession and Ticich turned it quickly into six points finding Coker on a 45-yard TD reception.

On the Mavericks' next possession, the red and black marched down the field in 14 plays but Miller coughed up the ball at the Truman seven and Rodriguez took it 93 yards for a 14-0 lead.

UNO pulled to within four after Miller used a short field and scored from three yards out before the visitors took a 17-14 lead on a Brian McNeill two-yard rush at the 12:43 mark of the fourth quarter.

UNO's Brian McNeill had 151 yards rushing on 30 carries, while Miller had 63 yards on the ground and another 107 in the air.



OUTLOOK

COACHES

ROSTER

PLAYERS

08 REVIEW

RECORDS

HISTORY

OPPONENTS

MIAA

TRUMAN

41

SATURDAY, OCTOBER 11, 2008



BULLDOGS

PITTSBURG ST.

	1	2	3	4	F
BULLDOGS	0	7	14	7	28
PITTSBURG ST.	14	21	0	10	45



Carnie Smith Stadium, Pittsburg, Kan. Attendance 6413

BOX SCORE

	TSU	PSU
Score	28	45
FIRST DOWNS	16	33
RUSHES-YARDS (NET)	23-142	54-292
PASSING YDS (NET)	235	265
Passes Att-Comp-Int	43-23-0	29-20-0
TOTAL OFFENSE PLAYS-YARDS	66-377	83-557
Fumble Returns-Yards	2-65	0-0
Punt Returns-Yards	0-0	4-42
Kickoff Returns-Yards	7-104	4-82
Interception Returns-Yards	0-0	0-0
Punts (Number-Avg)	5-27.4	14-11.0
Fumbles-Lost	0-0	2-2
Penalties-Yards	6-60	8-70
Possession Time	23:32	36:28
Third-Down Conversions	5 of 14	6 of 11
Fourth-Down Conversions	2 of 4	1 of 3
Red-Zone Scores-Chances	3-4	5-6

Truman								Pittsburg State							
Rushing	No.	Gain	Loss	Net	TD	Lg	Avg	Rushing	No.	Gain	Loss	Net	TD	Lg	Avg
Ticich, Matt	6	44	0	44	1	12	7.3	Farabi, Caleb	27	174	0	174	2	22	6.4
Harvey, Donald	4	42	0	42	0	16	10.5	Clark, Brandon	9	52	1	51	2	21	5.7
Ela, Luther	1	41	0	41	0	41	41.0	McCoy, John	7	49	4	45	0	16	6.4
Bernard, Anton	6	23	0	23	1	10	3.8	Smith, Mark	10	38	6	32	1	11	3.2

Passing	C-A-I	Yds	TD	Long	Sack	Passing	C-A-I	Yds	TD	Long	Sack
Ticich, Matt	23-43-0	235	2	68	0	Smith, Mark	19-27-0	261	1	44	1
						McCoy, John	1-2-0	4	0	4	0

Receiving	No.	Yards	TD	Long	Receiving	No.	Yards	TD	Long
Fenton, Tyler	5	41	0	17	Nelson, Marques	5	68	1	25
Coker, Albert	4	22	1	9	Kush, Harrison	4	81	0	44
Harvey, Donald	4	7	0	8	Fisher, Kendall	4	47	0	22
Kenney, Phil	2	67	1	68	Thomas, Nathan	4	33	0	12

Punting	No.	Yds	Avg	Long	In20	TB	Punting	No.	Yds	Avg	Long	In20	TB
Kleckner, Max	3	127	42.3	53	0	1	McCoy, John	1	41	41.0	41	1	0
TEAM	2	10	5.0	10	0	0							

Punt Returns	No.	Yards	TD	Long	Punt Returns	No.	Yards	TD	Long
					Kush, Harrison	2	20	0	12
					Thomas, Jon	2	22	0	4

Kick Returns	No.	Yards	TD	Long	Kick Returns	No.	Yards	TD	Long
Kenney, Phil	4	71	0	20	Kush, Harrison	3	76	0	35
Coker, Albert	1	18	0	18	Welch, Ferrari	1	6	0	6

Tackles	UA-A	Total	Sacks	TFL	Tackles	UA-A	Total	Sacks	TFL
Lavant, Demetrius	5-8	13	0.0	1.0	Worthington, S.	4-2	6	0.0	1.5
Rodriguez, Derek	7-5	12	0.0	0.0	Welch, Ferrari	4-1	5	0.0	0.0
Burel, Matt	5-6	11	0.0	0.0	Cartright, Austin	2-3	5	0.0	0.5

Qtr	Time	Scoring Play	V-H
1st	10:52	PSU - Farabi, Caleb 22 yd run (Witter, Jared kick), 6-47 2:42	0 - 7
	02:23	PSU - Clark, Brandon 2 yd run (Witter, Jared kick), 9-38 4:55	0 - 14
2nd	10:50	PSU - Clark, Brandon 1 yd run (Witter, Jared kick), 9-62 4:17	0 - 21
	05:05	TSU - Bernard, Anton 10 yd run (Masucci, Mickey kick), 6-34 2:51	7 - 21
	01:36	PSU - Smith, Mark 6 yd run (Witter, Jared kick), 10-60 3:29	7 - 28
	00:37	PSU - Nelson, Marques 11 yd pass from Smith, Mark (Witter, Jared kick), 3-48 0:21	7 - 35
3rd	10:13	TSU - Kenney, Phil 68 yd pass from Ticich, Matt (Masucci, Mickey kick), 3-85 0:48	14 - 35
	07:21	TSU - Ticich, Matt 1 yd run (Masucci, Mickey kick), 5-16 1:25	21 - 35
	13:33	PSU - Witter, Jared 39 yd field goal, 9-37 2:34	21 - 38
4th	11:37	TSU - Coker, Albert 4 yd pass from Ticich, Matt (Masucci, Mickey kick), 6-60 1:56	28 - 38
	08:00	PSU - Farabi, Caleb 1 yd run (Witter, Jared kick), 7-56 3:31	28 - 45

GAME RECAP

Pittsburg, Kan. – The Truman Football team tried to mount a comeback but could not dig out of an early hole as they fell to Pittsburg State 45-28 on Saturday in Pittsburg, Kan.

Caleb Farabi scored on a 22-yard run that was set up by a blocked punt in Pittsburg's first possession to take the early lead.

Another punt block resulted in a Brandon Clark 2-yard TD run as Pittsburg took a 14-0 lead into the second quarter.

Clark again scored on a 1-yard plunge at the 10:50 mark of the second to extend the lead to 21-0.

Anton Bernard got Truman on the scoreboard with a 10-yard TD run with 5:05 left in the half.

The Bulldogs then allowed Pittsburg State to score twice with 1:36 left in the halftime clock. Mark Smith ran from 6-yards out that finished off a 10-play 60-yard drive then after a quick three-and-out, the Gorillas struck again behind an 11-yard pass from Smith to Marques Nelson.

Truman scored quickly in the third quarter to make a game of it. Phil Kenney scored on a 68-yard touchdown pass from Ticich after the 'Dogs forced a turnover on downs. Ticich then scored on a 1-yard rush after the defense forced a Pittsburg State turnover.

The clincher for Pittsburg State was a 39-yard field goal by



Anton Bernard scored with five minutes left in the first half to pull Truman to within 14 against Pittsburg State.

COACHES AWARDS

Defensive	Andy Swedenhjelm
Offensive	none
Special Teams	none
Hog (OL)	Aaron Tjarks
Scout Special	Earl Jackson
Scout Offensive	Tracy Milo
Scout Defensive	Casey Kidwell
Lifter	Albert Coker
Lifter	Hank Sitkiewicz
Community	Taylor Breen

Jared Witter early in the fourth quarter. The Bulldogs had blocked the previous attempt and in fact ran it back for a touchdown but Truman was called for offsidess and gave Witter the mulligan.

Pittsburg State had 54 rushes for 292 yards with Farabi carrying the load with 27 rushes for 174 yards and two touchdowns. Smith was 19-of-27 for 261 yards in passing.

The Bulldogs had 377 yards of total offense and their most rushing yards of the season with 142. Ticich had 6 carries for 44 yards and Donald Harvey had four touches for 42.

Truman is now 3-3 on the season and 2-3 in the MIAA. Pittsburg State climbs to 6-1 overall and 4-1 in the conference.



SATURDAY, OCTOBER 18, 2008



WASHBURN BULLDOGS

	1	2	3	4	F
Washburn	7	7	3	14	31
Truman	0	7	0	10	17



Stokes Stadium, Kirksville, Mo. Attendance 2102

BOX SCORE

	WU	TSU
Score	31	17
FIRST DOWNS	17	20
RUSHES-YARDS (NET)	45-129	33-165
PASSING YDS (NET)	233	264
Passes Att-Comp-Int	24-13-2	47-26-2
TOTAL OFFENSE PLAYS-YARDS	69-362	80-429
Fumble Returns-Yards	0-0	0-0
Punt Returns-Yards	4-35	3-11
Kickoff Returns-Yards	3-53	6-73
Interception Returns-Yards	2-80	2-12
Punts (Number-Avg)	6-38.2	7-36.6
Fumbles-Lost	2-2	0-0
Penalties-Yards	5-35	4-35
Possession Time	30:32	29:28
Third-Down Conversions	3 of 12	7 of 18
Fourth-Down Conversions	0 of 1	0 of 2
Red-Zone Scores-Chances	3-3	2-5

Washburn

Rushing	No.	Gain	Loss	Net	TD	Lg	Avg
Cooper, Justin	30	119	7	112	2	10	3.7
Haug, Brad	7	15	0	4	2	1	2.1
Bean, Donte	4	12	1	11	0	5	2.8
Lowe, Terrence	1	2	0	2	0	2	2.0

Passing	C-A-I	Yds	TD	Long	Sack
Simoneau, Dane	13-24-2	233	2	47	2

Receiving	No.	Yards	TD	Long
Powers, Drameago	5	89	1	36
Hastings, Joe	2	61	0	47
Bias, Lloyd	2	14	0	9
Walker, Brandon	1	40	0	40

Punting	No.	Yds	Avg	Long	In20	TB
Hills, Austin	6	229	38.2	46	2	0

Punt Returns	No.	Yards	TD	Long
Curran, Casey	4	35	0	18

Kick Returns	No.	Yards	TD	Long
Lavan, Freddie	3	53	0	25

Tackles	UA-A	Total	Sacks	TFL
Ringwood, Bruce	9-3	12	0.0	0.0
Watkins, Zach	7-3	10	1.0	1.0
Wilhoite, Michae	3-4	7	0.0	0.0
Cole, Brad	4-0	4	1.0	1.0

Truman

Rushing	No.	Gain	Loss	Net	TD	Lg	Avg
Ticich, Matt	16	111	19	92	1	31	5.8
Bernard, Anton	11	42	3	39	0	13	3.5
Kenney, Phil	2	23	0	23	1	13	11.5
Ayora, Harnish	3	8	0	8	0	5	2.7

Passing	C-A-I	Yds	TD	Long	Sack
Ticich, Matt	26-47-2	264	0	62	2

Receiving	No.	Yards	TD	Long
Kenney, Phil	7	29	0	13
King, Ryan	4	51	0	21
Fenton, Tyler	3	32	0	16
Blue, Kendrick	3	19	0	17

Punting	No.	Yds	Avg	Long	In20	TB
Kleckner, Max	7	256	36.6	46	1	0

Punt Returns	No.	Yards	TD	Long
Coker, Albert	3	11	0	5

Kick Returns	No.	Yards	TD	Long
Kenney, Phil	4	60	0	26
Bernard, Anton	1	13	0	13

Tackles	UA-A	Total	Sacks	TFL
Thier, Jason	7-4	11	0.0	1.0
Rodriguez, Derek	7-0	7	0.0	0.0
Byrd, Terrence	6-1	7	0.0	0.0
Hammers, Les	5-2	7	1.0	1.5



Matt Ticich rushed for 92 yards and threw for 264 but it wasn't enough as Washburn defeated Truman at home.

COACHES AWARDS

Defensive	Derek Rodriguez
Offensive	Matt Ticich
Special Teams	Derek Rodriguez
Hog (OL)	Brenton Reese
Scout Special	Richie Schumaker
Scout Offensive	Deon Walker
Scout Defensive	Tremaine Millendar
Lifter	Phil Davis
Lifter	Harnish Ayora
Community	Cory Price

GAME RECAP

Oct. 18, 2008 – The Bulldog Football (3-4/ 2-4 MIAA) team just couldn't get the big play as Washburn (6-2/ 4-2 MIAA) came away with a 31-17 victory at Stokes Stadium on Saturday afternoon.

The Bulldog defense, which led the conference in takeaways, got an early fumble recovery as Matt Burel forced the loose ball from Drameago Powers' hands at the Truman 34 on the Ichabods first possession.

However, Matt Ticich gave the ball right back to Washburn on the next play as he was picked off by Xavier Beckford on a deep pass inside the 'Bods 22.

Powers caught three passes on the ensuing possession with the final one going for 36-yards and a 7-0 Washburn lead 9:15 into the first quarter.

Early in the second, Ticich completed a 62-pass to Steve D'Antonio that set up a Phil Kenney five-yard TD run to tie the score at seven.

Late in the half, Dane Simoneau completed a 40-yard swing pass to Brandon Walker that took the ball down to Truman's 26. Powers caught a 16-yard pass on the next play to make it goal-to-go for the Ichabods.

The Bulldog defense pushed Washburn back to the 22 but a defensive holding call on a third down incomplete pass gave the 'Bods a new set of downs.

Three plays later, Justin Cooper scored from 1-yard out to give Washburn a 14-7 lead at the half.

Truman forced a Washburn fumble on the second play of the second half and Eric Sternberg recovered it for the Bulldogs at the Ichabod 8-yardline.



Again, Ticich was intercepted on the next play as Zach Watkins intercepted his fifth pass of the season and raced 80 yards only to be caught by Kendrick Blue at the Truman 12.

The Bulldogs were able to force a Garret Cummings 21-yard field goal to make the score 17-7.

Mickey Masucci finished off a 13-play 45-yard Truman drive with a 31-yard field goal to bring Truman back to within seven early in the fourth quarter.

Unfortunately, Washburn got another big pass play as Simoneau hooked up with Joe Hastings for 47-yards on the next possession. Later he found Cameron Knox for a 22-yard TD pass as the Ichabods went 70-yards in just five plays to take a 24-10 lead.

The Ichabods put the game away with a 9-play 63-yard drive that was finished off by Cooper's second TD rush of the day with 3:53 to play.

Ticich finished up the scoring with a 31-yard TD run, the longest rush from scrimmage this season for the Bulldogs.

Truman actually outgained Washburn 429 to 362 in total offense and had more rushing yards (165) and passing yards (264).

Ticich was 26-of-47 passing with two interceptions, while his counterpart, Simoneau was 13-of-24 with also two picks.

Ticich also led the rushing attack with 16 carries for 92 yards, while Anton Bernard added 39 on 11 rushes.

OUTLOOK

COACHES

ROSTER

PLAYERS

08 REVIEW

RECORDS

HISTORY

OPPONENTS

MIAA

TRUMAN

SATURDAY, OCTOBER 25, 2008



BULLDOGS

EMPORIA ST.

	1	2	3	4
BULLDOGS	14	10	0	0
EMPORIA ST.	7	7	14	7

	F
BULLDOGS	24
EMPORIA ST.	35



Jones Field/Welch Stadium, Emporia, Kan. Attendance 5054

BOX SCORE

	TSU	ESU
Score	24	35
FIRST DOWNS	21	15
RUSHES-YARDS (NET)	43-201	43-115
PASSING YDS (NET)	160	148
Passes Att-Comp-Int	36-17-1	21-12-2
TOTAL OFFENSE PLAYS-YARDS	79-361	64-263
Fumble Returns-Yards	0-0	2-32
Punt Returns-Yards	2-2	1-1
Kickoff Returns-Yards	5-101	4-104
Interception Returns-Yards	2-5	1-38
Punts (Number-Avg)	3-30.0	3-39.3
Fumbles-Lost	3-2	1-0
Penalties-Yards	5-42	10-69
Possession Time	30:22	29:38
Third-Down Conversions	10 of 20	7 of 14
Fourth-Down Conversions	1 of 2	2 of 4
Red-Zone Scores-Chances	3-4	1-1

Truman

Rushing	No.	Gain	Loss	Net	TD	Lg	Avg
Ticich, Matt	15	68	4	64	1	13	4.3
Bernard, Anton	15	58	4	54	0	15	3.6
Ayora, Harnish	9	41	0	41	0	13	4.6
Harvey, Donald	3	34	0	34	1	18	11.3

Passing	C-A-I	Yds	TD	Long	Sack
Ticich, Matt	17-36-1	160	1	73	1

Receiving	No.	Yards	TD	Long
King, Ryan	4	34	0	12
Coker, Albert	3	78	1	73
Fenton, Tyler	3	18	0	9
Harvey, Donald	2	12	0	11

Punting	No.	Yds	Avg	Long	In20	TB
Kleckner, Max	3	90	30.0	45	2	0

Punt Returns	No.	Yards	TD	Long
Rodriguez, Derek	1	1	0	1
Coker, Albert	1	1	0	1

Kick Returns	No.	Yards	TD	Long
Kenney, Phil	4	90	0	37
Coker, Albert	1	11	0	11

Tackles	UA-A	Total	Sacks	TFL
Thier, Jason	6-4	10	0.0	1.0
Sternberg, Eric	5-1	6	0.0	1.0
Massop, Robert	4-1	5	0.0	1.0
Phillips, Mike	4-1	5	0.0	1.0

Emporia State

Rushing	No.	Gain	Loss	Net	TD	Lg	Avg
SloanEl, Andre	24	98	1	97	1	10	4.0
Abner, Adrian	9	24	5	19	0	11	2.1
Ko, Seville	4	13	0	13	0	4	3.2
Partridge, Sean	1	2	0	2	0	2	2.0

Passing	C-A-I	Yds	TD	Long	Sack
SloanEl, Andre	12-21-2	148	2	46	0
Rampy, Zach	0-0-0	0	0	0	1

Receiving	No.	Yards	TD	Long
McEvoy, Danny	3	80	2	46
Hageman, Tracy	3	41	0	21
Partridge, Sean	3	-1	0	1
Abner, Adrian	1	15	0	15

Punting	No.	Yds	Avg	Long	In20	TB
Torres, Johnny	3	118	39.3	54	0	0

Punt Returns	No.	Yards	TD	Long
Murphy, Brian	1	1	0	1

Kick Returns	No.	Yards	TD	Long
Abner, Adrian	2	64	0	41
Murphy, Brian	2	40	0	25

Tackles	UA-A	Total	Sacks	TFL
Owens, Braxton	6-5	11	0.0	0.0
Ringwall, Blake	7-3	10	0.0	0.0
Larkins, Katrel	7-1	8	1.0	1.0
Lohmann, Derek	5-1	6	0.0	0.0

Qtr	Time	Scoring Play	V-H
1st	13:37	TSU - Coker, Albert 73 yd pass from Ticich, Matt (Masucci, Mickey kick), 3-80 1:23	7-0
1st	03:37	ESU - McEvoy, Danny 22 yd pass from SloanEl, Andre (Perry, Matt kick), 6-42 2:24	7-7
00:47		TSU - Ticich, Matt 3 yd run (Masucci, Mickey kick), 7-58 2:43	14-7
2nd	13:22	ESU - Poston, Chris 38 yd interception return (Perry, Matt kick)	14-14
10:19		TSU - Masucci, Mickey 25 yd field goal, 9-36 2:57	17-14
02:34		TSU - Harvey, Donald 3 yd run (Masucci, Mickey kick), 13-56 5:24	24-14
3rd	02:32	ESU - SloanEl, Andre 1 yd run (Perry, Matt kick), 18-80 9:35	24-21
02:22		ESU - Gee, Kameron 32 yd fumble recovery (Perry, Matt kick)	24-28
4th	06:22	ESU - McEvoy, Danny 46 yd pass from SloanEl, Andre (Perry, Matt kick), 3-58 1:22	24-35

GAME RECAP

Emporia, Kan. – Emporia State scored 21 unanswered points and rallied from a 10-point halftime deficit to defeat the Truman Football team 35-24 in Emporia, Kan. on Saturday afternoon.

The Bulldogs (3-5 / 2-5 MIAA) started the second half with a 24-14 lead and got an interception by Eric Sternberg on the second play of the third quarter.

But Truman's chance to go up by 13 points ended when Mickey Masucci missed a short field goal attempt. The Hornets (4-5 / 2-5 MIAA) then marched down the field using an 18-play drive to cut the 'Dogs lead to 24-21.

On the ensuing kickoff, Phil Kenney was stripped of the football and Kameron Gae picked it up and ran 32-yards for the go-ahead score.

Midway through the fourth, Matt Ticich fumbled the ball on a third down play at midfield and it was recovered by Emporia State. Three plays later Andre SloanEl found Danny McEvoy on a 46-yard TD pass reception and some insurance points.

Truman's offense had three big turnovers, two of which were returned for touchdowns. However it was the first time this season the Bulldogs lost the turnover margin as the defense was only able to force two ESU turnovers.

The Bulldogs used the big play to get on the scoreboard first. Albert Coker and Ticich hooked up for a 73-yard reception on third down in the game's opening drive.



The Bulldogs offensive line was a dominate force against the Hornets as the team ran for 201 yards.

COACHES AWARDS

Defensive.....	Jason Thier
Offensive.....	Anton Bernard
Special Teams	Michael Elliot
Hog (OL).....	
Scout Special.....	Joe Bass
Scout Offensive.....	James Hurt
Scout Defensive.....	Patrick Blackwell
Lifter.....	Derek Rodriguez
Lifter.....	Andy Swedenhjelm
Community.....	Chris Rimer

Emporia tied the game late in the first quarter on a 22-yard pass from SloanEl to McEvoy on a fourth and long.

Ticich marched the 'Dogs right down the field and capped off the seven-play, 58-yard drive with three-yard plunge at the :47 second mark of the first Chris Poston picked off Ticich and took it to the endzone to knot the game at 14 apiece at the 13:22 mark of the second.

The Bulldogs would get a 25-yard field goal from Masucci and a three-yard TD run from Donald Harvey to end the half with a 24-14 lead.

Truman nearly rushed for more yards in the first half than they have for an entire game this season. The Bulldogs had the ball for 17 minutes and carried the ball 30 times for 138 yards.

Ticich led the rushing attack for the Bulldogs for the second straight week with 64 yards on 15 carries. Ticich was also 17-of-36 for 160 yards passing. Bernard had 15 carries for 54 yards.

SATURDAY, NOVEMBER 1, 2008



**MO. SOUTHERN
BULLDOGS**

	1	2	3	4	F
MO. SOUTHERN	0	0	0	7	7
BULLDOGS	10	0	14	14	38



Stokes Stadium, Kirksville, Mo. Attendance 2168

BOX SCORE

	MSSU	TSU
Score	7	38
FIRST DOWNS	20	21
RUSHES-YARDS (NET)	27-77	51-265
PASSING YDS (NET)	303	164
Passes Att-Comp-Int	48-29-3	22-12-0
TOTAL OFFENSE PLAYS-YARDS	75-380	73-429
Fumble Returns-Yards	0-0	0-0
Punt Returns-Yards	0-0	5-17
Kickoff Returns-Yards	7-166	1-33
Interception Returns-Yards	0-0	3-57
Punts (Number-Avg)	5-40.8	4-35.5
Fumbles-Lost	1-0	0-0
Penalties-Yards	10-88	7-63
Possession Time	31:01	28:59
Third-Down Conversions	4 of 14	6 of 12
Fourth-Down Conversions	2 of 5	0 of 1
Red-Zone Scores-Chances	1-3	6-6

Missouri Southern

Rushing	No.	Gain	Loss	Net	TD	Lg	Avg
Johnson, Renard	14	56	5	51	0	11	3.6
Hunt, Toderick	9	31	0	31	0	5	3.4
Thompson, Daniel	1	0	0	0	0	0	0.0
Hinspeter, Adam	3	1	6	-5	0	1	-1.7

Passing	C-A-I	Yds	TD	Long	Sack
Hinspeter, Adam	29-46-3	303	1	27	1
Thompson, Roland	0-1-0	0	0	0	0

Receiving	No.	Yards	TD	Long
Johnson, Johnny	9	130	0	27
Norman, Isaac	7	80	1	22
Clipp, Scott	3	17	0	11
Thompson, Daniel	3	16	0	9

Punting	No.	Yds	Avg	Long	In20	TB
Harrison, Ian	5	204	40.8	51	2	0

Punt Returns	No.	Yards	TD	Long
--------------	-----	-------	----	------

Kick Returns	No.	Yards	TD	Long
Smith, Fred	5	137	0	49
Johnson, Johnny	1	13	0	13

Tackles	UA-A	Total	Sacks	TFL
Brawner, Jared	4-8	12	0.0	0.0
Collier, Corderial	5-5	10	0.0	0.0
Williams, Brandon	5-4	9	0.0	0.0
Jarvis, Jaiurus	2-5	7	0.0	0.5

Truman

Rushing	No.	Gain	Loss	Net	TD	Lg	Avg
Bernard, Anton	16	122	0	122	0	48	7.6
Harvey, Donald	8	44	0	44	0	17	5.5
Ticich, Matt	13	45	2	43	0	12	3.3
Ayora, Harish	5	24	0	24	0	9	4.8

Passing	C-A-I	Yds	TD	Long	Sack
Ticich, Matt	11-21-0	150	3	46	0
Davis, Phillip	1-1-0	14	1	14	0

Receiving	No.	Yards	TD	Long
King, Ryan	2	28	1	21
Fenton, Tyler	2	24	1	22
Blue, Kendrick	2	23	1	18
Bernard, Anton	2	8	0	6

Punting	No.	Yds	Avg	Long	In20	TB
Kleckner, Max	4	142	35.5	40	0	1

Punt Returns	No.	Yards	TD	Long
Coker, Albert	5	17	0	6

Kick Returns	No.	Yards	TD	Long
Coker, Albert	1	33	0	33

Tackles	UA-A	Total	Sacks	TFL
Thier, Jason	6-3	9	0.0	1.0
Glenn, Kyle	5-3	8	0.0	0.0
Rodriguez, Derek	5-2	7	0.0	0.0
Phillips, Mike	2-5	7	1.0	1.0

Qtr	Time	Scoring Play	V-H
1st	10:29	TSU - Kenney, Phil 15 yd run (Masucci, Mickey kick), 9-61 3:39	0 - 7
	03:46	TSU - Masucci, Mickey 27 yd field goal, 11-73 3:16	0 - 10
3rd	12:06	TSU - King, Ryan 21 yd pass from Ticich, Matt (Masucci, Mickey kick), 7-63 2:54	0 - 17
	02:29	TSU - Fenton, Tyler 2 yd pass from Ticich, Matt (Masucci, Mickey kick), 5-58 1:29	0 - 24
4th	12:38	TSU - Blue, Kendrick 18 yd pass from Ticich, Matt (Masucci, Mickey kick), 4-32 1:50	0 - 31
	09:17	MSSU - Norman, Isaac 6 yd pass from Hinspeter, Adam (Malette, Brian kick), 8-65 3:16	7 - 31
	06:55	TSU - Brown, Deotis 14 yd pass from Davis, Phillip (Masucci, Mickey kick), 6-38 2:20	7 - 38



Albert Coker was named the special teams player of the game as he had one kick return for 33 yards and five punt returns.

COACHES AWARDS

Defensive	Les Hammers
Offensive	Ryan King
Special Teams	Albert Coker
Hog (OL)	Kevin Bigler
Scout Special	Jeff Klott
Scout Offensive	Taylor Breen
Scout Defensive	Cory Price
Lifter	Roger Alexander
Community	Michael Elliot
	Jacobe Britt

GAME RECAP

Kirksville, Mo. – The Truman Bulldogs (4-5/3-5 MIAA) played a complete game as they dominated Missouri Southern (4-6/2-6 MIAA) 38-7 on Senior Day in Kirksville. The Bulldogs rushed for a season high 265 yards and Matt Ticich had three touchdown passes in the victory.

The defense once again helped Truman jump out on top as senior Robert Mas-sop intercepted Adam Hinspeter on the games second play at the Bulldogs 39-yard-line.

The Truman running attack went to work as they ran the ball nine times and marched 61 yards as Phil Kenney took it in from 15 yards out for the first points of the day.

The Bulldogs began the game with 14 straight running plays as only three dropped passes in their next drive resulted in a 27-yard field goal make from Mickey Masucci and a 10-0 Truman lead in the first quarter.

In the second half, Ticich heated up as the senior connected on two 20+ yard pass plays including a 21-yard touchdown pass to Ryan King to cap off a seven-play 63-yard drive in the opening drive. It was the 50th career TD pass for Ticich and the first this season for the senior King.

The Bulldogs would go up 24-0 after Tyler Fenton caught a two-yard pass from Ticich. The big play in the drive was a 46-yard pass from Ticich to Charlie Brunette.



Jason Thier intercepted his third pass of the season early in the fourth quarter and Ticich turned it into points again finding Kendrick Blue in the back of the end-zone from 18-yards out.

The Lions only touchdown of the day came in their next drive as Hinspeter completed a six-yard pass to Isaac Norman with 9:17 left in the game.

After the Bulldogs secured the onsides kick, Phillip Davis threw his first TD pass of the season as he hooked up with Anthony Brown from 14-yards out. It was Brown's first collegiate touchdown reception.

The Bulldogs had 265 yards on the ground with Anton Bernard gaining 122 of them. It was the first time since August 25, 2007, a span of 18 games, that Truman had a 100 yard rusher.

Donald Harvey added 44 yards and Ticich had 43 on the ground.

Ticich was 11-of-21 for 150 passing yards and three touchdowns. He is now 123 yards passing away from Jeff Frost and second on the Bulldog career list. He became only the third signal caller in Truman history to throw 50 touchdowns passes.

Truman had 429 yards of total offense on the day and was a perfect six-of-six in redzone chances.

The Lions were led by Hinspeter's 303 yards passing on 29 completions in 46 attempts. He had three interceptions. Renard Johnson led the rushing attack with 56 yards on 14 carries.

OUTLOOK

COACHES

ROSTER

PLAYERS

08 REVIEW

RECORDS

HISTORY

OPPONENTS

MIAA

TRUMAN

SATURDAY, NOVEMBER 8, 2008



BULLDOGS

MO. WESTERN

	1	2	3	4	F
BULLDOGS	7	20	0	5	32
MO. WESTERN	17	6	7	3	33



Spratt Stadium, St. Joseph, Mo. Attendance 2108

BOX SCORE

	TSU	MWSU
Score	32	33
FIRST DOWNS	17	19
RUSHES-YARDS (NET)	37-98	38-126
PASSING YDS (NET)	207	224
Passes Att-Comp-Int	26-15-0	27-21-2
TOTAL OFFENSE PLAYS-YARDS	63-305	65-350
Fumble Returns-Yards	0-0	0-0
Punt Returns-Yards	3-39	1-2
Kickoff Returns-Yards	7-179	6-114
Interception Returns-Yards	2-29	0-0
Punts (Number-Avg)	6-37.3	3-38.7
Fumbles-Lost	2-1	1-0
Penalties-Yards	10-72	2-20
Possession Time	28:06	31:54
Third-Down Conversions	4 of 13	6 of 12
Fourth-Down Conversions	3 of 3	1 of 1
Red-Zone Scores-Chances	4-5	4-4

Truman

Rushing	No.	Gain	Loss	Net	TD	Lg	Avg
Ticich, Matt	15	59	19	40	1	11	2.7
Bernard, Anton	13	32	2	30	0	6	2.3
Ayora, Harish	3	16	0	16	0	10	6.0
Harvey, Donald	4	7	0	7	1	4	1.8

Passing	C-A-I	Yds	TD	Long	Sack
Ticich, Matt	15-26-0	207	2	34	2

Receiving	No.	Yards	TD	Long
King, Ryan	5	59	1	34
Coker, Albert	3	57	1	27
Brunette, Charlie	2	32	0	25
Fenton, Tyler	2	29	0	16

Punting	No.	Yds	Avg	Long	In20	TB
Kleckner, Max	6	224	37.3	50	1	1

Punt Returns	No.	Yards	TD	Long
Coker, Albert	3	39	0	29

Kick Returns	No.	Yards	TD	Long
Kenney, Phil	4	123	0	43
Coker, Albert	2	56	0	24

Tackles	UA-A	Total	Sacks	TFL
Burel, Matt	2-10	12	0.0	0.0
Hammers, Les	7-4	11	0.0	1.5

Missouri Western

Rushing	No.	Gain	Loss	Net	TD	Lg	Avg
Hodges, Thomas	17	83	5	78	1	46	4.6
Walker, Zach	14	49	4	45	1	8	3.2
Williams, Gary	1	6	0	6	0	6	6.0
Morgan, Anthony	2	2	1	1	0	2	0.5

Passing	C-A-I	Yds	TD	Long	Sack
Newhart, Drew	21-27-2	224	2	28	2

Receiving	No.	Yards	TD	Long
Mead, Andrew	8	97	1	28
Sharp, Zach	5	17	0	6
Prado, Alvaro	4	67	0	27
Walker, Zach	1	22	0	22

Punting	No.	Yds	Avg	Long	In20	TB
Hanson, Jamie	3	116	38.7	53	0	0

Punt Returns	No.	Yards	TD	Long
Houston, Cedric	1	2	0	2

Kick Returns	No.	Yards	TD	Long
Houston, Cedric	5	111	0	54
Davis, Kendall	1	3	0	3

Tackles	UA-A	Total	Sacks	TFL
Whiters, Sean	7-4	11	0.0	0.5
Bruto, Nate	9-1	10	0.0	0.0



Ryan King had five catches for 59 yards including a touchdown but a last second field goal by the Griffons down the Bulldogs in St. Joseph.

COACHES AWARDS

Defensive.....	Matt Ticich
Offensive.....	Albert Coker
Special Teams.....	Brenton Reese
Hog (OL).....	Richie Schumaker
Scout Special.....	Cyrus Ehahi
Scout Offensive.....	Tremaine Millendar
Scout Defensive.....	Philip Francois
Lifter.....	Ryan Ploesser
Community.....	

GAME RECAP

Nov. 8, 2008 – Dustin Strickler's 22-yard field goal with three seconds left gave Missouri Western a 33-32 victory over the Truman Bulldogs in the conference season finale. The Bulldogs erased a 17-0 deficit to take a 21-17 lead in the second quarter.

The Bulldogs (4-6/3-6 MIAA) had a chance to go up by five or six as they had a third and goal from the Griffons' one but settled for a field goal to go up 32-30 with 4:33 left to play.

The Griffons (6-5/5-4 MIAA) were forced to a third and five at Truman's 33 but Drew Newhart found tight end Alvaro Prado down to the Bulldog six yardline to set up the winning field goal attempt.

Truman went up 27-23 when Matt Ticich scored from a yard out with :27 seconds left in the half but the two-point conversion failed. It was the first two-point try for Truman this season.

Andrew Mead caught an 8-yard TD pass with 1:19 left in the third quarter to put Western back on top 30-27.

On the final play of the third quarter, punter Max Kleckner pinned the Griffons back to their own 1-yardline and the defense followed by recording a sack to make the score 30-29.

Truman drove the ball deep into Western territory, down to the Griffon six yardline, on the ensuing possession, but Mickey Masucci's 22-yard attempt was blocked by Daniel Atkinson.



SATURDAY, NOVEMBER 15, 2008



MISSOURI S&T BULLDOGS

	1	2	3	4	OT	F
MISSOURI S&T	14	14	0	3	8	39
BULLDOGS	7	7	3	14	7	38



Stokes Stadium, Kirksville, Mo. Attendance 856

BOX SCORE

	S&T	TSU
Score	39	38
FIRST DOWNS	27	25
RUSHES-YARDS (NET)	31-95	43-135
PASSING YDS (NET)	383	271
Passes Att-Comp-Int	54-35-2	39-24-0
TOTAL OFFENSE PLAYS-YARDS	85-478	82-406
Fumble Returns-Yards	1-10	0-0
Punt Returns-Yards	0-0	4-49
Kickoff Returns-Yards	5-95	6-130
Interception Returns-Yards	0-0	2-9
Punts (Number-Avg)	4-43.2	5-31.2
Fumbles-Lost	3-1	3-2
Penalties-Yards	2-10	4-27
Possession Time	30:16	29:44
Third-Down Conversions	5 of 14	8 of 18
Fourth-Down Conversions	1 of 1	2 of 3
Red-Zone Scores-Chances	6-9	4-5

Missouri S&T

Rushing	No.	Gain	Loss	Net	TD	Lg	Avg
Shields, David	20	63	3	60	1	9	3.0
Guidry, Brad	10	36	14	22	1	12	2.2
Schleuter, J.	1	13	0	13	0	13	13.0

Passing	C-A-I	Yds	TD	Long	Sack
Guidry, Brad	35-54-2	383	3	32	2

Receiving	No.	Yards	TD	Long
Howard, Zach	11	103	0	18
Shockley, Chad	8	100	1	30
Greaving, Mike	6	79	1	19
Beard, Jordan	4	62	0	32

Punting	No.	Yds	Avg	Long	In20	TB
Mueller, Brian	4	173	43.2	50	0	0

Punt Returns	No.	Yards	TD	Long
--------------	-----	-------	----	------

Kick Returns	No.	Yards	TD	Long
Howard, Zach	4	65	0	25
Shockley, Chad	1	30	0	30

Tackles	UA-A	Total	Sacks	TFL
Loula, Mike	7-8	15	1.0	3.5
Edwards, Steve	6-7	13	0.0	0.0

Truman

Rushing	No.	Gain	Loss	Net	TD	Lg	Avg
Bernard, Anton	15	76	1	75	0	12	5.0
Ticich, Matt	16	87	21	66	1	18	4.1
Harvey, Donald	4	21	0	21	0	9	5.2
Kenney, Phil	3	10	4	6	0	9	2.0

Passing	C-A-I	Yds	TD	Long	Sack
Ticich, Matt	23-38-0	251	4	28	2
Kleckner, Max	1-1-0	20	0	20	0

Receiving	No.	Yards	TD	Long
King, Ryan	7	98	0	25
Coker, Albert	5	51	2	25
Brunette, Charlie	3	40	1	25
Kenney, Phil	3	26	0	12

Punting	No.	Yds	Avg	Long	In20	TB
Kleckner, Max	5	156	31.2	43	2	1

Punt Returns	No.	Yards	TD	Long
Coker, Albert	4	49	0	15

Kick Returns	No.	Yards	TD	Long
Kenney, Phil	4	108	0	38
Coker, Albert	1	19	0	19

Tackles	UA-A	Total	Sacks	TFL
Glenn, Kyle	7-4	11	0.0	0.0
Phillips, Mike	4-7	11	1.0	1.0

Qtr	Time	Scoring Play	V-H
1st	08:10	S&T - Greaving, Mike 10 yd pass from Guidry, Brad (Drahos, Joe kick), 1-10 0:05	7 - 0
	03:58	S&T - Shields, David 1 yd run (Drahos, Joe kick), 2-14 0:22	14 - 0
	01:49	TSU - Brunette, Charlie 8 yd pass from Ticich, Matt (Masucci, Mickey kick), 7-57 2:01	14 - 7
2nd	13:40	S&T - Shockley, Chad 30 yd pass from Guidry, Brad (Drahos, Joe kick), 8-68 3:03	21 - 7
	03:32	S&T - Shields, David 6 yd pass from Guidry, Brad (Drahos, Joe kick), 8-80 3:48	28 - 7
	01:01	TSU - Coker, Albert 10 yd pass from Ticich, Matt (Masucci, Mickey kick), 10-63 2:26	28 - 14
3rd	01:46	TSU - Masucci, Mickey 34 yd field goal, 11-62 4:57	28 - 17
	12:25	TSU - Blue, Kendrick 28 yd pass from Ticich, Matt (Ticich, Matt pass failed), 5-70 1:32	28 - 23
4th	02:18	TSU - Ticich, Matt 14 yd run (D'Antonio, Steve pass from Ticich, Matt), 9-56 3:34	28 - 31
	00:19	S&T - Drahos, Joe 29 yd field goal, 12-46 1:53	31 - 31
OT	15:00	TSU - Coker, Albert 25 yd pass from Ticich, Matt (Masucci, Mickey kick), 1-25 0:00	31 - 38
	15:00	S&T - Guidry, Brad 1 yd run (Shields, David rush), 7-25 0:00	39 - 38



Les Hammers recorded his final sack as a Bulldog in the rescheduled game against Missouri S&T.

COACHES AWARDS

None Selected

GAME RECAP

Nov. 15, 2008 – David Shields one-yard, two-point conversion gave Missouri S&T a 39-38 double-overtime victory over the Truman State University Bulldogs in the season finale at Stokes Stadium. The Miners (7-4) snapped a 22-game winning streak over the Bulldogs (4-7) that dated back to 1983.

Truman was able to overcome a 28-7 deficit and take a 31-28 lead with 2:18 left in the game. Matt Ticich ran around the left side from 14-yards out to give the 'Dogs their first lead of the game.

However Guidry engineered the Miners down the field in the final minute to set-up the game tying field goal by Joe Drahos from 29-yards out. The key play in the series was a fourth down conversion from the Truman 49 when Guidry found Mike Greaving over the middle for eight yards.

Both field goal kickers missed from 37-yards out in the first overtime. Drahos missed short while Truman's Mickey Masucci missed left having a chance to win it for Truman.

Following the miss, Ticich and Truman wasted no time putting points on the board in the second overtime. Ticich found Albert Coker on the first play from 25-yards out and a 38-31 Truman lead.

The Miners went for two and the win after quarterback Brad Guidry scored from a yard out on third down in the second Missouri S&T possession. That play was set up by a pass interference call against the Bulldogs in the endzone on a third and long from Truman's 11.



Charlie Brunette got Truman on the board after catching the first of four touchdown passes from Ticich.

Missouri S&T stormed right back as Guidry connected on a 30-yard pass to Chad Shockley and a 21-7 Miner lead in the second quarter. Guidry connected on 35-of-54 passes for 383 yards.

Coker caught a 10-yard pass from Ticich just before the end of the half to give Truman some momentum.

Masucci hit from 34-yards out for the only points in the third quarter as Truman trailed 28-17.

Kendrick Blue caught a 28-yard pass from Ticich early in the fourth to pull Truman to within five as the two-point conversion failed.

The defense held the Miners to a pair of three and outs and the Bulldogs got the ball on their own 44 with 5:52 to play.

On fourth and three, Ticich found Coker for a seven-yard gain down to the Miner 32, then hit Ryan King for an 18-yard gain down to the 14 to set up Ticich's touchdown rush.

King caught eight passes for 98 yards while Anton Bernard had 15 carries for 75 rushing yards to lead the Bulldogs.

Terrence Byrd had one of his best games as a Bulldog defender. The redshirt freshman had a forced fumble, interception and three key pass break-ups in the fourth quarter and overtime.

OUTLOOK

COACHES

ROSTER

PLAYERS

08 REVIEW

RECORDS

HISTORY

OPPONENTS

MIAA

TRUMAN

2008 TRUMAN GAME-BY-GAME

OUTLOOK

COACHES

ROSTER

PLAYERS

08 REVIEW

RECORDS

HISTORY

OPPONENTS

MIAA

TRUMAN

48

	Rushing				Receiving				Passing				Kick Returns				Punt Returns				All
Opponent	No.	Yds	TD	Lg	No.	Yds	TD	Lg	Cmp-Att-Int	Yds	TD	Lg	No.	Yds	TD	Lg	No.	Yds	TD	Lg	Purp
vs Southern Arkansas	36	102	2	28	12	163	1	49	12-32-0	163	1	49	4	95	0	38	2	9	0	9	265
CENTRAL MISSOURI	23	3	1	9	28	405	2	36	28-49-1	405	2	36	5	121	0	31	2	50	1	43	408
NORTHWEST MISSOURI	25	50	0	9	13	93	0	34	13-28-0	93	0	34	8	193	0	33	0	0	0	0	143
at Fort Hays State	34	107	0	15	21	265	2	68	21-40-1	265	2	68	2	49	0	27	3	14	0	6	372
NEBRASKA-OMAHA	22	55	0	15	20	231	1	52	20-39-0	231	1	52	2	40	0	23	2	0	0	0	286
at Pittsburg State	23	142	2	41	23	235	2	68	23-43-0	235	2	68	7	104	0	20	0	0	0	0	377
WASHBURN	33	165	2	31	26	264	0	62	26-47-2	264	0	62	6	73	0	26	3	11	0	5	429
at Emporia State	43	201	2	18	17	160	1	73	17-36-1	160	1	73	5	101	0	37	2	2	0	1	361
MISSOURI SOUTHERN	51	265	1	48	12	164	4	46	12-22-0	164	4	46	1	33	0	33	5	17	0	6	429
at Missouri Western	37	98	2	11	15	207	2	34	15-26-0	207	2	34	7	179	0	43	3	39	0	29	305
MISSOURI S&T	43	135	1	18	24	271	4	28	24-39-0	271	4	28	6	130	0	38	4	49	0	15	406
Totals	370	1323	13	48	211	2458	19	73	211-401-5	2458	19	73	53	1118	0	43	26	191	1	43	3781
Opponent	459	1701	22	46	219	2538	17	66	219-367-19	2538	17	66	47	1008	0	54	25	163	0	18	4239

Opponent	Tackles				Sacks		Fumbles		QBH	Pass Brk	Blkd Kick	Extra Points			Saf	Pts
	Solo	Ass.	Total	TFL-Yards	No-Yds	FF	FR-Yds	Int-Yds				Att-Made	Run	Rev		
vs Southern Arkansas	42	40	82	9.0-33	2.0-16	2	1-0	3-22	2	3	1	4-4	0	0	0	34
CENTRAL MISSOURI	27	50	52.0	7.0-15	2.0-5	0	0-0	0-0	2	4	1	4-4	0	0	0	28
NORTHWEST MISSOURI	39	48	87	3.0-9	1.0-4	0	0-0	0-0	3	3	0	0-0	0	0	0	0
at Fort Hays State	43	26	69	11.0-45	7.0-36	2	2-19	3-31	0	5	0	3-3	0	0	0	27
NEBRASKA-OMAHA	48	56	104	7.0-33	2.0-16	1	1-93	2-65	2	2	0	2-2	0	0	0	26
at Pittsburg State	47	52	99	6.0-19	1.0-2	1	2-65	0-0	0	2	0	4-4	0	0	0	28
WASHBURN	47	26	73	4.0-16	2.0-12	1	2-0	2-12	2	3	0	2-2	0	0	0	17
at Emporia State	46	16	62	8.0-28	1.0-11	1	0-0	2-5	0	1	0	3-3	0	0	0	24
MISSOURI SOUTHERN	38	36	74	4.0-11	1.0-6	0	0-0	3-57	0	4	0	5-5	0	0	0	38
at Missouri Western	34	50	84	9.0-20	2.0-10	0	0-0	2-29	1	2	1	3-3	0	0	1	32
MISSOURI S&T	41	42	83	5.0-19	2.0-14	2	1-0	2-9	2	7	0	3-3	0	1	0	38
Totals	452	442	894	73.0-248	23.0-132	10	9-177	19-230	14	36	3	33-33	0	1	1	292
Opponent	421	358	779	54.0-209	13.0-96	8	7-94	5-155	20	49	5	41-40	1	0	0	318

Opponent	Punting					Field Goals				Kickoffs				
	No.	Yds.	Avg	Long	Blkd	TB	FC	50+	I20	Att-Made	Lg	Blkd	No.	Yds.
vs Southern Arkansas	7	271	38.7	47	0	0	0	0	3	3-2	41	0	7	415
CENTRAL MISSOURI	4	131	32.8	40	0	0	0	0	1	0-0	0	0	5	301
NORTHWEST MISSOURI	9	298	33.1	41	1	0	1	0	1	0-0	0	0	1	67
at Fort Hays State	9	342	38.0	48	0	0	3	0	1	3-2	37	0	6	379
NEBRASKA-OMAHA	8	280	35.0	48	0	1	1	0	1	3-2	49	0	4	261
at Pittsburg State	5	137	27.4	53	2	1	0	1	0	0-0	0	0	5	285
WASHBURN	7	256	36.6	46	0	0	1	0	1	2-1	31	0	3	180
at Emporia State	3	90	30.0	45	0	0	0	0	2	2-1	25	0	5	308
MISSOURI SOUTHERN	4	142	35.5	40	0	1	2	0	0	1-1	27	0	7	427
at Missouri Western	6	224	37.3	50	0	1	0	1	1	2-1	23	1	6	362
MISSOURI S&T	5	156	31.2	43	0	1	2	0	2	2-1	34	0	6	349
Totals	67	2327	34.7	53	3	5	10	2	13	18-11	49	2	55	3334
Opponent	49	1842	37.6	57	2	3	5	6	13	11-8	50	1	59	3541

OPPONENT TURNOVERS

TRUMAN TURNOVERS

Game/Margin	How Obtained	Resulting Drive
Southern Arkansas (+3)	Interception	TD Return
	Fumble	Field Goal
	Interception	Touchdown
Central Missouri (-1)	None	
Northwest Mo. (-1)	None	
Fort Hays State (+3)	Fumble	Interception
	Fumble	Fumble
	Interception	Punt
	Interception	Field Goal
	Interception	TD Return
Nebraska-Omaha (+3)	Interception	Touchdown
	Fumble	TD Return
	Interception	TD Return
Pittsburg State (+2)	Fumble	Touchdown
	Fumble	Touchdown
Washburn (+2)	Fumble	Interception
	Interception	Punt
	Fumble	Interception
	Interception	Field Goal
Emporia State (-1)	Interception	Punt
	Interception	Missed FG
Missouri Southern (+3)	Interception	Touchdown
	Interception	Half
	Interception	Touchdown
Missouri Western (+1)	Interception	Touchdown
	Interception	Punt
Missouri S&T (+1)	Fumble	Downs
	Interception	Punt
	Interception	Punt

Game	How Obtained	Resulting Drive
Southern Arkansas	None	
Central Missouri	Interception	TD Return
Northwest Mo.	Fumble	Touchdown
Fort Hays State	Interception	Punt
	Fumble	Punt
Nebraska-Omaha	None	
Pittsburg State	None	
Washburn	Interception	Touchdown
	Interception	Field Goal
Emporia State	Interception	TD Return
	Fumble	TD Return
	Fumble	Touchdown
Missouri Southern	None	
Missouri Western	Fumble	End of Game
Missouri S&T	Fumble	Touchdown
	Fumble	Interception



2008 OPPONENT GAME-BY-GAME

Opponent	Rushing				Receiving				Passing				Kick Returns				Punt Returns				All Purp
	No.	Yds	TD	Lg	No.	Yds	TD	Lg	Att-Cmp-Int	Yds	TD	Lg	No.	Yds	TD	Lg	No.	Yds	TD	Lg	
vs Southern Arkansas	45	136	2	28	12	189	1	66	12-29-3	189	1	66	7	179	0	48	5	13	0	6	325
CENTRAL MISSOURI	36	135	1	17	17	162	2	29	17-29-0	162	2	29	4	103	0	35	2	21	0	12	297
NORTHWEST MISSOURI	45	212	4	24	26	356	3	39	26-39-0	356	3	39	1	13	0	13	4	19	0	7	568
at Fort Hays State	34	129	1	28	20	168	0	21	20-45-3	168	0	21	3	42	0	21	2	9	0	8	297
NEBRASKA-OMAHA	61	255	2	28	14	107	0	12	14-22-2	107	0	12	3	57	0	22	2	21	0	12	362
at Pittsburg State	54	292	5	22	20	265	1	44	20-29-0	265	1	44	4	82	0	35	4	42	0	12	557
WASHBURN	45	129	2	10	13	233	2	47	13-24-2	233	2	47	3	53	0	25	4	35	0	18	362
at Emporia State	43	115	1	11	12	148	2	46	12-21-2	148	2	46	4	104	0	41	1	1	0	1	263
MISSOURI SOUTHERN	27	77	0	11	29	303	1	27	29-48-3	303	1	27	7	166	0	49	0	0	0	0	380
at Missouri Western	38	126	2	46	21	224	2	28	21-27-2	224	2	28	6	114	0	54	1	2	0	2	350
MISSOURI S&T	31	95	2	13	35	383	3	32	35-54-2	383	3	32	5	95	0	30	0	0	0	0	478

Opponent totals	459	1701	22	46	219	2538	17	66	219-367-19	2538	17	66	47	1008	0	54	25	163	0	18	4239
Truman	370	1323	13	48	211	2458	19	73	211-401-5	2458	19	73	53	1118	0	43	26	191	1	43	3781

Opponent	Tackles					Sacks	Fumbles			QBH	Pass	Blkd	Extra Points			Saf	Pts
	Solo	Asst	Total	TFL-Yards	No-Yds		FF	FR-Yds	Int-Yds		Brk	Kick	Att-Made	Run	Rcv		
vs Southern Arkansas	31	40	71	6.0-32	3.0-19	0	0-0	0-0	0	5	1	3-3	0	0	0	0	21
CENTRAL MISSOURI	31	34	48.0	4.0-12	0.0-0	1	0-0	1-37	4	5	0	4-4	0	0	0	0	31
NORTHWEST MISSOURI	31	26	57	5.0-29	1.0-20	1	1-52	0-0	4	5	1	7-7	0	0	0	0	49
at Fort Hays State	36	40	76	6.0-8	1.0-1	1	1-0	1-0	0	2	0	1-1	0	0	0	0	7
NEBRASKA-OMAHA	36	14	50	5.0-13	1.0-4	0	0-0	0-0	2	5	0	2-2	0	0	0	0	20
at Pittsburg State	32	32	64	5.0-28	0.0-0	0	0-0	0-0	0	2	2	6-6	0	0	0	0	45
WASHBURN	51	24	75	5.0-25	2.0-19	0	0-0	2-80	4	7	0	4-4	0	0	0	0	31
at Emporia State	54	20	74	3.0-8	1.0-4	3	2-32	1-38	0	9	0	5-5	0	0	0	0	35
MISSOURI SOUTHERN	33	58	91	2.0-3	0.0-0	0	0-0	0-0	2	4	0	1-1	0	0	0	0	7
at Missouri Western	43	26	69	4.0-16	2.0-14	1	1-0	0-0	3	3	1	4-3	0	0	0	0	33
MISSOURI S&T	43	44	87	9.0-35	2.0-15	1	2-10	0-0	1	2	0	4-4	1	0	0	0	39

Opponent totals	421	358	779	54.0-209	13.0-96	8	7-94	5-155	20	49	541-40	1	0	0	318
Truman	452	442	894	73.0-248	23.0-132	10	9-177	19-230	14	36	333-33	0	1	1	292

Opponent	Punting									Field Goals			Kickoffs				
	No.	Yds.	Avg	Long	Blkd	TB	FC	50+	120	Att-Made	Lg	Blkd	No.	Yds.	Avg	TB	OB
vs Southern Arkansas	5	150	30.0	50	1	1	0	1	0	0-0	0	0	4	225	56.2	0	0
CENTRAL MISSOURI	7	240	34.3	44	1	1	1	0	3	1-1	26	0	6	412	68.7	1	0
NORTHWEST MISSOURI	2	56	28.0	31	0	0	0	0	2	1-0	0	0	8	534	66.8	0	0
at Fort Hays State	8	338	42.2	57	0	1	2	1	0	0-0	0	0	2	124	62.0	0	0
NEBRASKA-OMAHA	5	177	35.4	47	0	0	1	0	3	2-2	33	0	4	258	64.5	2	0
at Pittsburg State	1	41	41.0	41	0	0	0	0	1	1-1	39	1	8	472	59.0	0	1
WASHBURN	6	229	38.2	46	0	0	1	0	2	1-1	21	0	6	309	51.5	0	0
at Emporia State	3	118	39.3	54	0	0	0	1	0	0-0	0	0	6	351	58.5	1	0
MISSOURI SOUTHERN	5	204	40.8	51	0	0	0	1	2	0-0	0	0	1	66	66.0	0	0
at Missouri Western	3	116	38.7	53	0	0	0	1	0	2-2	50	0	8	468	58.5	1	0
MISSOURI S&T	4	173	43.2	50	0	0	0	1	0	3-1	29	0	6	322	53.7	0	0

Opponent totals	49	1842	37.6	57	2	3	5	6	13	11-8	50	1	59	3541	60.0	5	1
Truman	67	2327	34.7	53	3	5	10	2	13	18-11	49	2	55	3334	60.6	4	4

2008 RED-ZONE STATS

Truman Offense (inside opponent 20-yard line)

Opponent	Score	Inside 20	Scored	Pct.	Points	TD	Rush TD	Pass TD	FGM	FG Miss	Downs	Int	Fum	Half
vs. Southern Arkansas	34-21	6	5	.833	27	3	2	1	2	1	0	0	0	0
Central Missouri	28-31	2	2	1.000	14	2	1	1	0	0	0	0	0	0
Northwest Missouri	0-49	0	0	.000	0	0	0	0	0	0	0	0	0	0
at Fort Hays State	27-7	3	2	.667	10	1	0	1	1	1	0	0	0	0
Nebraska-Omaha	26-20	1	0	.000	0	0	0	0	0	1	0	0	0	0
at Pittsburg State	28-45	4	3	.750	21	3	2	1	0	0	1	0	0	0
Washburn	17-31	5	2	.400	10	1	1	0	1	1	0	1	0	1
at Emporia State	24-35	4	3	.750	17	2	2	0	1	1	0	0	0	0
Missouri Southern	38-7	6	6	1.000	38	5	1	4	1	0	0	0	0	0
Missouri Western	32-33	5	4	.800	23	3	2	1	1	1	0	0	0	0
Missouri S&T	38-39	5	4	.800	25	3	1	2	1	1	0	0	0	0
Totals		41	31	.756	185	23	12	11	8	7	1	1	0	1

Truman Defense (inside Truman 20-yard line)

Opponent	Score	Inside 20	Scored	Pct.	Points	TD	Rush TD	Pass TD	FGM	FG Miss	Downs	Int	Fum	Half
vs. Southern Arkansas	21-34	2	2	1.000	14	2	2	0	0	0	0	0	0	0
Central Missouri	28-31	3	3	1.000	17	2	1	1	1	0	0	0	0	0
Northwest Missouri	49-0	6	5	.833	35	5	4	1	0	1	0	0	0	0
at Fort Hays State	7-27	1	0	.000	0	0	0	0	0	0	1	0	0	0
Nebraska-Omaha	20-26	6	4	.667	20	2	2	0	2	0	1	0	1	0
at Pittsburg State	45-28	6	5	.833	35	5	4	1	0	0	1	0	0	0
Washburn	31-17	3	3	1.000	17	2	2	0	1	0	0	0	0	0
at Emporia State	35-24	1	1	1.000	7	1	1	0	0	0	0	0	0	0
Missouri Southern	7-38	3	1	.333	7	1	0	1	0	0	1	1	0	0
at Missouri Western	33-32	4	4	1.000	23	3	1	2	1	0	0	0	0	0
Missouri S&T	39-38	9	6	.666	39	5	2	3	1	2	0	1	0	0
Totals		44	34	.773	214	28	19	9	6	3	4	2	1	0



OUTLOOK

COACHES

ROSTER

PLAYERS

08 REVIEW

RECORDS

HISTORY

OPPONENTS

MIAA

TRUMAN

RUSHING RECORDS

OUTLOOK

COACHES

ROSTER

PLAYERS

08 REVIEW

RECORDS

HISTORY

OPPONENTS

MIAA

TRUMAN

50

CAREER RUSHING YARDS

Jarrett Anderson*	6,313	1993-96
Dale Mills	4,502	1957-60
Chad Guthrie*	4,146	1989-92
Steve Powell	3,643	1974-77
Lenvil Elliott	2,779	1969-72
Sharron Washington	2,516	1963-66
Andre Gillespie*	2,477	1982-85
Mike Richardson	2,353	1962-65
Mike Harris	2,349	1977-78

MISC. RUSHING RECORDS

Attempts:	1015
Jarrett Anderson	1993-1996
100+ Yds/G:	31
Jarrett Anderson	1993-1996 (44 g)
Touchdowns:	70
Jarrett Anderson	1993-1996



Jarrett Anderson

SINGLE-SEASON RUSHING YARDS

Jarrett Anderson	2,140	1996
Chad Guthrie	1,649	1991
Mike Harris	1,598	1978
Jarrett Anderson*	1,575	1994
Chad Guthrie*	1,562	1992
Jarrett Anderson	1,502	1995
Dale Mills	1,385	1959
Steve Powell	1,372	1977
Dale Mills	1,358	1958

TOUCHDOWNS

Jarrett Anderson	27	1996
Chad Guthrie*	19	1992
Chad Guthrie	17	1991
Jarrett Anderson	16	1995
Jarrett Anderson*	15	1994
Ken Weik*	15	1982
Mike Richardson	12	1962
Lenvil Elliott	12	1972
Steve Powell	12	1977
Jarrett Anderson	12	1993
Dusty Burk	12	2002

MISC. RECORDS

Attempts:	Mike Harris (329)	1978
200+ Yds/G:	Jarrett Anderson (5)	1996
Team Yds (9 G)	2,878	1962
Team Yds (11 G)	3,097	1977
Team TDs	41	1962

SINGLE GAME RUSHING YARDS

Dale Mills vs. Missouri-Rolla	306	1960
Jarrett Anderson vs. Emporia State	306	1996
Mike Richardson vs. Pittsburg State	296	1962
Chad Guthrie vs. Northwest Missouri	280	1991
Jarrett Anderson vs. Washburn	273	1996
Mike Harris vs. Central Missouri	256	1978
Chad Guthrie vs. Missouri Western	252	1991
Steve Powell vs. Missouri Western	247	1974
Roketi Esau vs. Lincoln	247	1987
Jarrett Anderson vs. Missouri Western	238	1995
Steve Powell vs. Southwest Missouri	236	1977
Mike Harris vs. Lincoln	232	1978
Jarrett Anderson vs. Central Missouri	232	1996
Jarrett Anderson vs. Southwest Baptist	232	1996
Sharron Washington vs. Northwest Mo.	230	1965
Jarrett Anderson vs. Central Missouri	228	1995
Chad Guthrie vs. Southwest Baptist	213	1992
Jim Dattilo vs. Murray State	208	1963
Jarrett Anderson vs. Missouri-Rolla	205	1996
Jerard Levenson vs. Washburn	204	2003
Chad Guthrie vs. Missouri-Rolla	202	1991

HALF RUSHING

Chad Guthrie vs. Southwest Baptist	213	1992
Mike Richardson vs. Pittsburg State	209	1962
Jarrett Anderson vs. Missouri Western	191	1995
Jarrett Anderson vs. Emporia State	187	1996
Jarrett Anderson vs. Washburn	185	1996
Mike Harris vs. Lincoln	184	1978
Mike Harris vs. Central Missouri	180	1978
Roketi Esau vs. Lincoln	169	1987
Dale Mills vs. Missouri-Rolla	164	1960
Jarrett Anderson vs. Missouri-Rolla	152	1995
Jarrett Anderson vs. Northwest Mo.	151	1996

LONGEST RUSHING PLAYS

Steve Powell vs. Missouri-Rolla	92	1976
Steve Powell vs. Kentucky State	92	1977
Steve Powell vs. Southwest Missouri	90	1977
Lloyd Wiese vs. Parsons	88	1967
Karega Scott vs. Central Missouri	82	1995

MISC. RUSHING RECORDS

Attempts:	48
Chad Guthrie vs. Mo. Western	11-16-1991
Jerard Levenson vs. Washburn	9-27-2004
Touchdowns:	6
Jarrett Anderson vs. Emporia St.	11-9-1996
Team Yards:	526
vs. Missouri-Rolla	11-12-1960
Team Touchdowns:	8
vs. Missouri-Rolla	11-12-1960
vs. Missouri-Rolla	9-16-1995

YEAR-BY-YEAR RUSHING LEADERS

Year	Player	Att	Yds	TDs	Yds/R	Year	Player	Att	Yds	TDs	Yds/R
2008	Matt Ticich	118	426	6	3.6	1981	Vernon Buckner	121	456	6	3.8
2007	Matt Ticich	128	394	5	3.1	1980	Dennis Bardwell	117	437	4	3.7
2006	Matt Ticich	167	678	9	4.1	1979	Gregg Nesbitt	59	260	2	4.4
2005	Jerard Levenson	173	648	9	3.7	1978	Mike Harris	329	1,598	8	4.9
2004	Michael Patnode	139	662	2	4.8	1977	Steve Powell	225	1,372	12	6.1
2003	Jerard Levenson	278	1,012	7	3.6	1976	Steve Powell	167	1,035	9	6.2
2002	Dusty Burk	173	820	12	4.7	1975	Steve Powell	105	436	4	4.2
2001	Michael Redding	116	535	4	4.6	1974	Steve Powell	142	800	6	5.6
2000	Michael Redding	109	584	6	5.4	1973	Marv Robinson	200	838	8	4.2
1999	Deric Johnson	118	430	2	3.6	1972	Lenvil Elliott	191	1,138	12	6.0
1998	Deric Johnson	117	586	5	5.0	1971	Lenvil Elliott	164	736	9	4.5
1997	Karega Scott	213	1,015	11	4.8	1970	Pete Robertson	124	488	10	3.9
1996	Jarrett Anderson	321	2,140	28	6.7	1969	Lenvil Elliott	171	540	1	3.8
1995	Jarrett Anderson	232	1,502	16	6.5	1968	Mike Berentes	128	415	4	3.2
1994	Jarrett Anderson	259	1,428	14	5.5	1967	Lloyd Wiese	99	319	2	3.2
		(295)	1,575	15	5.3	1966	Sharron Washington	148	849	6	5.7
1993	Jarrett Anderson	167	1,096	12	6.5	1965	Sharron Washington	137	949	15	5.3
1992	Chad Guthrie	276	1,458	19	5.3	1964	T.J. Jackson	71	620	8	8.7
		(295)	1,562	19	5.3	1963	Mike Richardson	140	751		5.3
1991	Chad Guthrie	302	1,649	17	5.5	1962	Mike Richardson	127	1,036	12	8.2
1990	Chad Guthrie	180	840	2	4.7	1961	Ted Michael	135	735		5.4
		(191)	915	2	4.8	1960	Dale Mills	229	1,343		5.3
1989	James McCoy	239	991	8	4.1						
1988	James McCoy	175	828	7	4.7						
1987	Roketi Esau	205	978	10	4.8						
1986	Roketi Esau	218	1,007	6	4.6						
1985	Andre Gillespie	215	1,201	8	5.6						
1984	Andre Gillespie	175	795	3	4.5						
1983	Art Addison	85	395	8	4.6						
1982	Jeff Spencer	118	518	1	4.7						
		(124)	536	1	4.3						



CAREER PASSING YARDS

<i>Name</i>	<i>Comp.-Att</i>	<i>Yds</i>	<i>TDs</i>	<i>Years</i>
Eric Howe	687-1203	9,097	70	1998-01
Matt Ticich	612-1152	7,011	58	2006-08
Jeff Frost*	495-1051	6,676	50	1987-90
Tom Hayes*	484-869	6,276	36	1981-83
Don Cummings	347-771	5,531	38	1967-70
Chris Hegg	410-771	5,306	44	1984-85
Matt Heidmann	399-823	4,979	24	1983-87
Jake Czeschin	463-799	4,966	30	2000-04
Nate Minnis	313-616	4,646	32	1994-97
Chris Livingstone	362-629	4,575	32	1991-93
Steve Thompson*	318-564	4,336	39	1991-94

SINGLE-SEASON
PASSING YARDS

Chris Hegg	3,741	1985
Jake Czeschin	3,001	2005
Eric Howe	2,966	1999
Eric Howe	2,945	2000
Eric Howe	2,838	2001
Dusty Burk	2,621	2002
Matt Ticich	2,579	2007
Tom Hayes*	2,547	1982
Matt Heidmann	2,506	1986
Jeff Frost*	2,442	1990

SINGLE GAME PASSING
YARDS

Matt Ticich vs. Upper Iowa	493	2007
Jake Czeschin vs. Northwest Missouri	479	2004
Chris Hegg vs. Central State	447	1985
Jake Czeschin vs. Missouri-Rolla	441	2004
Don Cummings vs. Southwest Missouri	434	1970
Chris Hegg vs. Northern Iowa	429	1985
Matt Heidmann vs. Eastern Illinois	419	1986
Chris Livingstone vs. Emporia State	415	1991

TOUCHDOWNS

Chris Hegg	32	1985
Eric Howe	25	2000
Matt Ticich	25	2007
Eric Howe	24	2001
Steve Thompson*	23	1994
Jeff Frost*	21	1990
Jake Czeschin	21	2004
Jeff Frost	19	1988
Eric Howe	19	1999
Dusty Burk	19	2002

LONGEST PASSING PLAYS

Eric Howe/Geoff Jensen vs. Washburn	93	2000
Dusty Burk/Alfonso Pugh vs. Quincy	89	2002
Jeff Frost/Nate Truelson vs. SE Mo.	88	1989
Eric Howe/Geoff Jensen vs. SW Baptist	84	2001
Jeff Frost/Todd Hart vs. Central St.	83	1988
Steve Thompson/Matt Bramon vs. NW Mo.	83	1994
Tom Williamson/Larry Jones vs. NW Mo.	81	1973
Steve Thompson/Chris Bray vs. MWSU	81	1994

COMPLETIONS

Jake Czeschin	287	2004
Chris Hegg	284	1985
Matt Ticich	238	2007
Dusty Burk	229	2002
Eric Howe	228	2001
Eric Howe	220	1999
Eric Howe	218	2000
Tom Hayes	208	1983
Matt Ticich	204	2008
Tom Hayes*	193	1982
Matt Heidmann	184	1986

MISC. PASSING RECORDS

Attempts:	70
Chris Hegg vs. Central St.	11-9-1985
Completions:	41
Jake Czeschin vs. Mo. Southern	10-2-2004
Jake Czeschin vs. NW Missouri	10-23-2004
Touchdowns:	6
Jake Czeschin vs. Missouri-Rolla	10-30-2004
Team Yards:	536
vs. Upper Iowa	9-8-2007
Team Touchdowns:	6
vs. Missouri-Rolla	10-30-2004
Team Passes Attempted:	71
vs. Central State	11-9-1985
Team Passes Completed:	41
vs. Mo. Southern	10-23-2004

MISC. RECORDS

Attempts:	Chris Hegg (503)	1985
Team Yds:	3,796	1985
Team Attempts:	522	2004
Team Comp:	304	2004
Team TD Passes:	32	1985

YEAR-BY-YEAR PASSING LEADERS

<i>Year</i>	<i>Player</i>	<i>Att</i>	<i>Cmp</i>	<i>Yds</i>	<i>Int</i>	<i>TD</i>
2008	Matt Ticich	390	204	2347	5	18
2007	Matt Ticich	422	238	2579	11	25
2006	Matt Ticich	340	170	2085	9	15
2005	Michael Long	254	128	1546	18	9
2004	Jake Czeschin	467	287	3,001	12	21
2003	Jake Czeschin	284	149	1,659	11	8
2002	Dusty Burk	378	229	2,621	15	19
2001	Eric Howe	357	228	2,838	13	24
2000	Eric Howe	388	218	2,945	20	25
1999	Eric Howe	410	220	2,966	16	19
1998	Moni Fearn	258	120	1,479	8	12
1997	Nate Minnis	158	72	1,172	7	11
1996	Nate Minnis	244	119	1,681	10	10
1995	Nate Minnis	210	119	1,750	9	11
1994	Steve Thompson	258	149	2,165	9	23
		(287)	160	2,270	9	23)
1993	Chris Livingstone	229	118	1,387	8	6
1992	Chris Livingstone	132	86	1,062	7	9
	(Steve Thompson	140	81	1,221	7	17)
1991	Chris Livingstone	268	158	2,126	7	17
1990	Jeff Frost	310	172	2,295	9	21
		(339)	183	2,442	10	21)
1989	Jeff Frost	384	153	1,990	14	10
1988	Jeff Frost	308	148	2,122	15	19
1987	Matt Heidmann	375	182	2,127	16	12
1986	Matt Heidmann	376	184	2,506	14	12
1985	Chris Hegg	503	284	3,741	20	32
1984	Chris Hegg	268	126	1,565	12	12
1983	Tom Hayes	362	208	2,268	22	8
1982	Tom Hayes	295	169	2,210	11	16
		(336)	193	2,547	15	18)



Eric Howe



Matt Ticich

OUTLOOK

COACHES

ROSTER

PLAYERS

08 REVIEW

RECORDS

HISTORY

OPPONENTS

MIAA

TRUMAN

51

RECEIVING RECORDS

OUTLOOK
COACHES
ROSTER
PLAYERS
08 REVIEW
RECORDS
HISTORY
OPPONENTS
MIAA
TRUMAN
52

CAREER RECEIVING YARDS

Andrew Blakley	3,458	1999-02
Rich Otte*	2,894	1980-83
Russell Evans	2,387	1983-86
Fontaine Walker*	2,087	1989-92
James Walton	1,979	2002-05
Tom Geredine	1,965	1969-72
Geoff Jensen	1,954	1999-02
Kevin Collins	1,712	1998-00
Lloyd Henry	1,674	1975-77
Mike Berentes	1,658	1967-70
Alfonso Pugh	1,650	1999-02
John Busby*	1,646	1982-85
Randy Corbin*	1,596	1988-91
James Ross	1,551	1994-97

RECEPTIONS

Andrew Blakley	300	1999-02
Rich Otte*	206	1980-83
Fontaine Walker*	180	1989-92
Russell Evans	154	1983-86
John Busby*	125	1982-85
James Walton	131	2002-05
Jeff Amundson	129	2004-06
Geoff Jensen	121	1999-02
Alfonso Pugh	119	1999-02
Tom Geredine	115	1969-72
Matt Copeland*	114	1992-95
Lloyd Henry	112	1975-77
Eric Holm	106	1977-80
Benny Pardue*	103	1987-90
Kevin Collins	102	1998-00

TOUCHDOWNS

Andrew Blakley	22	1999-02
Lloyd Henry	22	1975-77
Alfonso Pugh	21	1999-02
Fontaine Walker*	20	1989-92
Kevin Collins	20	1998-00
John Busby	19	1982-85
Geoff Jensen	19	1999-02
Rich Otte*	17	1980-83
Mike Berentes	15	1967-70
Tom Geredine	14	1969-1972
Larry Tisdale	14	1984-85

SINGLE-SEASON RECEIVING YARDS

Russell Evans	1,167	1986
Andrew Blakley	974	2001
Andrew Blakley	965	2002
Mike Berentes	946	1970
Rich Otte	942	1981
Russell Evans	940	1985
Eric Holm	900	1980
Larry Tisdale	852	1985
Rich Otte	850	1983
Jeff Amundson	824	2004
Rich Otte*	815	1982
Andrew Blakley	805	1999

RECEPTIONS

Andrew Blakley	96	2002
Russell Evans	82	1986
Andrew Blakley	77	2001
Jeff Amundson	76	2004
Eric Holm	74	1980
Andrew Blakley	71	1999
Rich Otte	68	1981
Rich Otte	62	1983
Fontaine Walker	62	1991
Larry Tisdale	61	1985

TOUCHDOWNS

Larry Tisdale	11	1985
Mike Berentes	9	1970
Lloyd Henry	9	1977
Fontaine Walker	9	1990
Kevin Collins	9	2000
Eric Holm	8	1980
John Busby	8	1984
Gary Isaia	8	1988
Alfonso Pugh	8	2001

SINGLE GAME RECEIVING YARDS

Mike Berentes vs. SW Missouri	248 (10)	1970
John Busby vs. Eastern Illinois	220 (12)	1985
Russell Evans vs. Missouri S&T	213 (11)	1986
Geoff Jensen vs. Mo. Western	212 (10)	2002
Jeff Amundson vs. NW Missouri	188 (14)	2004
Larry Tisdale vs. Central St.	182 (13)	1985
Randy Corbin vs. Mo. Southern	180 (9)	1990
Russell Evans vs. Eastern Illinois	179 (8)	1986
Alfonso Pugh vs. Mo. Western	179 (9)	2000
Jeff Amundson vs. Mo. Southern	175 (18)	2004
Vanness Emokpae vs. Upper Iowa	170 (7)	2007
Rich Otte vs. SE Missouri	164 (7)	1981
James Ross vs. Emporia State	163 (5)	1997
Rich Otte vs. NW Missouri	160 (13)	1981
Randy Corbin vs. Emporia State	160 (6)	1991
Matt Bramon vs. NW Missouri	160 (6)	1994
John Busby vs. Missouri S&T	159 (16)	1984
Eric Holm vs. Akron	159 (10)	1980
James Walton vs. Missouri S&T	159 (9)	2004
Andrew Blakley vs. Emporia St.	157 (8)	2001
John Newcomb vs. Pittsburg St.	155 (5)	1966
Marcus McCoy vs. Washburn	153 (8)	1992

RECEPTIONS

Jeff Amundson vs. Mo. Southern	18 (175)	2004
John Busby vs. Missouri S&T	16 (159)	1984
Jeff Amundson vs. NW Missouri	14 (188)	2004
Gary Isaia vs. W. Texas St.	14 (156)	1988
Larry Tisdale vs. Central St.	13 (182)	1985
Rich Otte vs. NW Missouri	13 (160)	1981
Russell Evans vs. Central Missouri	13 (138)	1986
Andrew Blakley vs. Mo. Western	13 (133)	2001
Andrew Blakley vs. Missouri S&T	13 (116)	2002
Andrew Blakley vs. NW Missouri	13 (68)	2002
John Busby vs. Eastern Illinois	12 (220)	1985
Andrew Blakley vs. Drake	12 (145)	2002
Bob Theard vs. SW Missouri	12 (141)	1979
Rich Otte vs. Neb.-Omaha	12 (136)	1982
Rich Otte vs. MSU-Mankato	12 (127)	1982

YEAR-BY-YEAR RECEIVING LEADERS

Year	Player	No	Yds	TD	Yds/R	Year	Player	No	Yds	TD	Yds/R
2008	Ryan King	40	505	2	12.6	1982	Rich Otte	53	742	6	14.0
2007	Jake Cunningham	42	277	1	6.6			(57)	815	7	14.3
2006	Ryan Bonner	24	354	3	14.8	1981	Rich Otte	68	942	6	13.9
2005	James Perry	34	442	3	13.0	1980	Eric Holm	74	900	8	12.2
	Jeff Amundson	34	304	2	8.9	1979	Bob Theard	38	501	0	13.2
2004	Jeff Amundson	76	824	2	10.8	1978	Ezra Thompson	28	373	1	13.3
2003	James Walton	34	521	1	15.3	1977	Lloyd Henry	36	535	9	14.9
2002	Andrew Blakley	96	965	6	10.1	1976	Lloyd Henry	33	447	7	13.5
2001	Andrew Blakley	77	974	6	12.6	1975	Lloyd Henry	43	692	6	16.1
2000	Andrew Blakley	56	714	3	12.8	1974	Joe Ream	32	375	2	11.7
1999	Andrew Blakley	71	805	7	11.3	1973	Larry Jones	22	500	4	22.7
1998	Randall Mercer	33	346	3	10.5	1972	Tom Geredine	41	666	5	16.2
1997	James Ross	26	570	7	21.9	1971	Tom Geredine	32	535	5	16.7
1996	James Ross	29	479	3	16.5	1970	Mike Berentes	48	946	9	19.7
1995	Matt Copeland	42	570	3	13.6	1969	Mike Berentes	31	559	6	13.0
1994	Matt Copeland	41	510	6	12.4	1968	Charles Blakley	24	502	3	20.9
		(47)	573	6	12.2	1967	John Newcomb	30	338	1	11.2
1993	Carlos Ivy	29	451	2	15.6	1966	John Newcomb	26	488	5	18.8
1992	Fontaine Walker	44	610	4	13.9	1965	John Newcomb	33	596	5	13.1
		(52)	732	5	14.1	1964	Mike Richardson	8	135	1	16.8
1991	Fontaine Walker	62	641	6	10.3	1963	Jerry Germain	17	244	2	14.3
1990	Fontaine Walker	55	616	9	11.2	1962	Randy Jones	18	298	1	16.6
		(59)	654	9	11.1	1961	Randy Jones	18	318	2	17.7
1989	Benny Pardue	54	786	3	14.6	1960	Bill Sand	16	226	0	14.1
1988	Gary Isaia	55	665	8	12.1						
1987	Bill Morris	47	612	3	13.0						
1986	Russell Evans	82	1,167	6	14.2						
1985	Larry Tisdale	61	852	11	14.0						
1984	John Busby	56	652	8	11.6						
1983	Rich Otte	62	850	3	13.7						



Andrew Blakely

YEAR-BY-YEAR SPECIAL TEAM LEADERS

PUNTING

Year	Player	No	Yds/P
2008	Max Kleckner	64	36.0
2007	Mickey Masucci	59	33.4
2006	Mickey Masucci	51	35.8
2005	Mark Kampfoefner	69	37.6
2004	Mark Kampfoefner	60	35.9
2003	Mark Kampfoefner	58	40.3
2002	Austin Lepper	46	38.1
2001	Austin Lepper	33	38.2
2000	Austin Lepper	45	38.9
1999	Austin Lepper	51	35.2
1998	Kevin Hollinger	65	37.8
1997	Kevin Hollinger	30	40.0
1996	Marion Smith	42	38.6
1995	Marion Smith	35	35.0
1994	Nate Minnis	38 (41)	33.3 (32.8)
1993	Marion Smith	40	32.3
1992	K.C. Conaway	38 (41)	40.5 (40.7)
1991	K.C. Conaway	41	36.5
1990	K.C. Conaway	39 (41)	35.0 (34.9)
1989	Mike Miletich	69	37.6
1988	Mike Miletich	42	35.5
1987	Mike Miletich	35	34.5
1986	Mike Miletich	19	34.8
1985	Dallas Duwa	33	37.4
1984	Tim Cahill	66	34.4
1983	Jack Calvert	58	34.7
1982	Dave Bormann	41 (45)	40.8 (41.3)
1981	Dave Bormann	53	34.6
1980	Bob Zumbahlen	28	32.6
1979	Bob Fletcher	79	43.2
1978	Bob Fletcher	59	36.9
1977	Kent Fensom	31	36.1
1976	Kent Fensom	31	36.1
1975	Kent Fensom	57	35.6
1974	Mark Sissom	78	33.2
1973	Tom Williamson	78	33.2
1972	Steve Franklin	54	35.7
1971	Randy Dawson	57	33.4
1970	Randy Dawson	15	33.9
1969	Lloyd Wiese	46	36.6
1968	Lloyd Wiese	58	37.5
1967	Lloyd Wiese	62	33.9
1966	Rick Gorzynski	36	33.4
1965	Rick Gorzynski	42	33.6
1964	Mike Richardson	43	34.4
1963	Shane Cavanah	47	35.1
1962	Shane Cavanah	25	36.4
1961	Dennis Sissom	38	29.1
1960	Dennis Sissom	20	28.0

LONGEST FIELD GOALS

53, Mark Kampfoefner vs. Missouri Southern (2005)
 52, Kent Fensom vs. Eastern Illinois (1977)
 52, Bob Fletcher vs. Northwest Missouri (1979)
 52, Jeff Klee vs. Missouri Western (1998)
 52, Jeff Klee vs. Pittsburg State (1999)
 51, Jeff Klee vs. Missouri-Rolla (1999)
 50, David Austinson vs. Minnesota State (1982)
 50, Austin Lepper vs. Northwest Missouri (2001)

SINGLE-SEASON FIELD GOALS

Scott Bresaw*	15	1990
Austin Lepper	14	2001
Dave Austinson	12	1981
Dave Austinson*	12	1982
Jeff Klee	12	1998
Scott Bresaw	10	1989
Mickey Masucci	10	2007

MISC. KICKING RECORDS

Longest Punt			88
Mike Miletich vs. Central Mo.			10-21-88
Single-Game FG Made			4
Dave Austinson vs. Neb.-Omaha			9-4-1982
Brad Schrader vs. SE Mo.			10-8-1983
Scott Bresaw vs. Mo. Southern			9-29-1990
Mark Kampfoefner vs. Washburn			9-27-2004
Single-Game PAT Kicked			9
Dave Austinson vs. NW Missouri			10-23-1982
Dave Austinson vs. Lincoln			11-6-1982
Scott Ruedel vs. Missouri-Rolla			9-16-1995
Consecutive Field Goals Made			10
Scott Bresaw			1990
Career Field Goals Made			31
Jeff Klee			1996-99
Scott Bresaw			1989-91

KICK RETURNS

Year	Player	No	Yds	TD	Yds/R
2008	Phil Kenney	37	847	0	22.9
2007	Phil Kenney	29	677	0	23.3
2006	Chandler Terry	19	492	0	25.9
2005	Jason Douglas	39	836	0	21.4
2004	Jeff Amundson	22	444	0	20.2
2003	Jason Douglas	36	729	0	20.2
2002	Alfonso Pugh	14	283	0	20.2
2001	Alfonso Pugh	16	438	1	27.4
2000	Alfonso Pugh	14	404	2	28.9
1999	John Naeve	17	286	0	16.8
1998	Randall Mercer	11	185	0	16.8
1997	Deric Johnson	17	383	0	22.5
1996	Deric Johnson	18	414	0	23.0
1995	Sean Williams	14	294	0	21.0
	Erwin Clarence	14	237	0	16.9
1994	Art Austin	16	452	0	28.3
		(18)	562	0	31.2
1993	Art Austin	11	233	0	21.2
1992	Marcus McCoy	15	288	0	19.2
		(16)	307	0	19.2
1991	Marcus McCoy	23	535	1	23.3
1990	Marcus McCoy	17	371	0	21.8
		(20)	440	0	22.0
1989	Chad Guthrie	16	293	0	18.3
1988	Marc Carson	5	103	0	20.6
1987	Marc Carson	7	164	0	23.4
1986	Steve Jones	23	457	0	19.9
1985	Time Fine	14	271	0	19.4
1984	Trent Cuthbert	30	774	1	25.8
1983	Andre Gillespie	2	51	0	25.5
1982	Freddy Thompson	12	270	1	22.5
		(13)	289	1	22.2
1981	Freddy Thompson	18	429	0	23.8
1980	Freddy Thompson	11	206	0	18.7
1979	Eric Holm	20	330	0	16.5
1978	Paul Wernsman	10	202	0	16.5
1977	Mike Laususe	13	356	1	27.4
1976	Mike Laususe	14	390	1	27.9
1975	Mike Laususe	21	504	2	24.0
1974	Mike Laususe	12	276	0	23.0
1973	Larry Jones	22	582	2	26.5
1972	Craig Morton	6	127	0	21.2
1971	Larry Jones	14	342	1	24.4
1970	Marv Robinson	11	181	0	16.5
1969	Charles Blakley	13	231	0	17.7
1968	Lloyd Wiese	12	251	0	20.9
1967	Lloyd Wiese	5	285	2	57
1966	Sharron Washington	11	240	1	21.8
1965	T.J. Jackson	7	106	0	15.1
1964	Mike Richardson	6	107	0	17.8

LONGEST KICK RETURNS

100, Jason Douglas vs. Pittsburg State (2002)
 100, Lloyd Weise vs. Wisconsin-La Crosse (1967)
 100, Larry Jones vs. Southeast Missouri (1971)
 97, Larry Jones vs. Harding (1973)
 95, Mike Laususe vs. Southwest Missouri (1976)
 94, Trent Cuthbert vs. Eastern Illinois (1984)
 94, Alfonso Pugh vs. South Dakota (2000)
 89, Alfonso Pugh vs. Missouri Western (2001)

SINGLE-SEASON RETURNS

Jason Douglas	836	2005
Trent Cuthbert	774	1984
Jason Douglas	729	2003
Phil Kenney	677	2007
Larry Jones	582	1973
Art Austin*	562	1994
Marcus McCoy	535	1991
Mike Laususe	504	1975
Greg Rideout	496	1987
Larry McFall	475	1991
Steve Jones	457	1986

PUNT RETURNS

Year	Player	No	Yds	TD	Yds/R
2008	Albert Coker	23	140	0	6.1
2007	Albert Coker	24	232	1	9.7
2006	Derek Rodriguez	14	67	0	4.8
2005	Jason Douglas	19	146	0	7.7
2004	Jason Douglas	10	65	0	6.5
2003	Jason Douglas	22	210	0	9.5
2002	Alfonso Pugh	19	310	1	16.3
2001	Alfonso Pugh	13	132	0	10.2
2000	Alfonso Pugh	17	279	1	16.4
1999	Randall Mercer	13	128	0	9.8
1998	Randall Mercer	20	152	0	7.6
1997	James Ross	16	126	0	7.9
1996	Ryan Ludwig	6	56	0	9.3
1995	Chris Bray	17	151	0	8.9
1994	Chris Bray	21	178	0	8.5
		(24)	178	0	8.5
1993	Carlos Ivy	13	119	0	9.2
1992	Carlos Ivy	15	66	0	4.4
1991	Chad Guthrie	6	107	0	17.8
1990	Chad Guthrie	21	89	0	4.2
		(22)	90	0	4.1
1989	Chad Guthrie	18	69	0	3.8
1988	Steve Carson	14	184	0	13.1
1987	Pat Fine	28	146	0	5.2
1986	Russell Evans	7	124	1	17.7
1985	Pat Fine	23	169	0	7.3
1984	Pat Fine	15	106	0	7.1
1983	Greg Oder	19	134	0	7.1
1982	Mike Reese	22	151	0	6.9
		(24)	162	0	6.8
1981	Darren Blair	22	83	0	3.7
1980	Eric Holm	23	164	0	7.1
1979	Eric Holm	23	156	1	6.9
1978	Eric Holm	38	253	1	6.7
1977	Eric Holm	25	236	0	9.4
1976	Steve Ernst	18	76	0	4.2
1975	Gary Evans	19	100	0	5.3
1974	Mike Laususe	9	44	0	4.9
1973	Larry Jones	17	234	1	13.8
1972	Ray Inge	17	60	0	3.5
1971	Craig Morton	5	23	0	4.6
1970	Charles Blakley	11	6	0	6.0
1969	Charles Blakley	13	119	0	3.1
1968	Charles Blakley	9	112	1	12.4
1967	Charles Blakley	20	161	0	8
1966	Willie Jones	10	74	0	7.4
1965	Clifton Ray	12	230	0	19.2
1964	Mike Richardson	7	124	0	17.7
1963	Mike Richardson	7	132	0	18.8
1962	Ted Michael	10	107	0	10.7
1961	Mike Richardson	6	217	0	36.2
1960	Wayne O'Neal	10	153	0	15.5

LONGEST PUNT RETURNS

84, Tony Gerke vs. Lincoln (1989)
 75, Larry Jones vs. Central Methodist (1973)
 65, Eric Holm vs. Cameron (1978)
 65, Russell Evans vs. Southeast Missouri (1986)
 60, Albert Coker vs. Mo. Southern (2007)
 58, Charles Blakley vs. Pittsburg State (1968)

SINGLE-SEASON RETURNS

Alfonso Pugh	310	2002
Alfonso Pugh	279	2000
Eric Holm	253	1978
Eric Holm	236	1977
Larry Jones	234	1973
Albert Coker	232	2007
Clifton Ray	230	1965
Mike Richardson	217	1962
Jason Douglas	210	2003
Steve Carson	184	1988



OUTLOOK

COACHES

ROSTER

PLAYERS

08 REVIEW

RECORDS

HISTORY

OPPONENTS

MIAA

TRUMAN

YEAR-BY-YEAR DEFENSIVE LEADERS

	Solo Tackles	Total Tackles	Sacks	Fumble Recoveries	Interceptions	Pass Breakups
2008 Jason Thier.....	50	2008 Jason Thier.....	35	2008 Demetrius Lavant.....	2008 Jason Thier.....	2008 Derek Rodriguez.....
2007 Kyle Supianowski.....	43	2007 Michael Phillips.....	2007 Les Hammers.....	2007 Jason Thier.....	Eric Sternberg.....	2007 James Thabateau.....
2006 Josh Mayson.....	48	2006 Jesse Cooper.....	2006 Darryl Reddick.....	Rich Schroeder.....	2007 Jesse Cooper.....	2006 Josh Mayson.....
2005 Larry Giglio.....	45	2005 Jason Douglas.....	2005 Steven Holman.....	2006 Courtney Jordan.....	2006 James Thabateau.....	2005 Josh Mayson.....
2004 Mike Mowen.....	41	2004 Ben Wilson.....	2004 Ben Wilson.....	2005 Seven players.....	Eric Sternberg.....	2004 Josh Mayson.....
Jason Douglas.....	41	2003 Tameem Yehyawawi.....	2003 Beau Nelson.....	2004 Mike Mowen.....	2005 Josh Mayson.....	2003 Marcus Yokeley.....
2003 Tameem Yehyawawi.....	56	2002 Judd Lienhard.....	2002 Nick Weite.....	2003 Jason Douglas.....	2004 Marcus Yokeley.....	2002 Ben Wilson.....
2002 Derek Kent.....	54	2001 Derek Kent.....	2001 Derek Kent.....	2002 Ben Wilson.....	2003 Marcus Yokeley.....	Derek Kent.....
2001 Derek Kent.....	61	2000 Jake Willrich.....	2000 Leo Smith.....	Jason Douglas.....	2002 Jake Willrich.....	2001 Justin Walter.....
2000 Jake Willrich.....	62	1999 John Naeve.....	1999 Jason Chambers.....	2001 Jake Willrich.....	2001 Justin Walter.....	2000 Toko Nguyen.....
1999 John Naeve.....	40	1998 Kurt Henriksen.....	Curt Cira.....	Bryan Johnson.....	2000 Toko Nguyen.....	1999 Ramon Christopher.....
1998 Tommy Hernandez.....	39	1997 Zac Allison.....	1998 Taylor Cates.....	2000 Jake Willrich.....	Anthony Binion.....	John Naeve.....
1997 Zac Allison.....	44	1996 Zac Allison.....	1997 Leo Smith.....	Derek Kent.....	1999 Jimmy Blackmore.....	1998 Tommy Hernandez.....
1996 Zac Allison.....	45	1995 Zac Allison.....	1996 Christian Hutson.....	1999 Jason Chambers.....	John Naeve.....	1997 Tommy Hernandez.....
1995 Zac Allison.....	45	1994 Paul Grutter.....	1995 Matt Nelson.....	1998 Kurt Henriksen.....	1998 Tommy Hernandez.....	1996 Kelly Taylor.....
1994 Paul Grutter.....	46 (50)	1993 Mike Roos.....	1994 Nick Della Vedova.....	Jason Chambers.....	John Naeve.....	1995 Corie Henry.....
1993 Brandon Steele.....	29	1992 Mike Roos.....	1993 Mike Roos.....	Jimmy Blackmore.....	1997 Tommy Hernandez.....	1994 Jason Hendrix.....
Jason Hendrix.....	29	1991 Robby Flanagan.....	1992 Mike Roos.....	1997 10 Players.....	1996 Zac Allison.....	1993 Eddie Garrett.....
1992 Mike Roos.....	38 (40)	1990 Greg Rideout.....	1991 Mike Roos.....	1996 Jason Rollison.....	1995 Ryan Ludwig.....	1992 Eddie Garrett.....
1991 Robby Flanagan.....	45	1989 Bill Strickler.....	1990 Derringer Cade.....	1995 Five Players.....	1994 Brandon Steele.....	1991 Eddie Garrett.....
1990 Greg Rideout.....	39 (45)	1988 Ricky Ruff.....	1989 Chris Cannon.....	1994 Tim Krause.....	1993 Meko Miller.....	1990 Greg Rideout.....
1989 Keith Gudehus.....	54	1987 Mike Bellers.....	1988 Scott Hibner.....	Meko Miller.....	1992 Robert Merriman.....	1989 Bill Strickler.....
1988 Ricky Ruff.....	61	1986 Scott Griffith.....	1987 Ernie Myerson.....	(Jeff Schmidt.....)	1991 Eddie Garrett.....	1988 Bill Strickler.....
1987 Mike Bellers.....	66	1985 Roydon Richards.....	1986 Ernie Myerson.....	1993 Meko Miller.....	Jamie Hoskins.....	1987 Gerald Stovall.....
1986 Ricky Ruff.....	59	1984 Tim Stull.....	1985 Ernie Myerson.....	1992 Mike Roos.....	1990 Dan Clevidence.....	1986 Dave Kramer.....
1985 Pat Fine.....	47	1983 Mark McLeod.....	1984 Dallas Duwa.....	1991 Greg Godi.....	1989 Tony Gerke.....	1985 Scott Griffith.....
1984 Tim Stull.....	52	1982 Dan Shelby.....	1983 Dave Paxson.....	Robert Merriman.....	1988 Marc Carson.....	1984 Trent Cuthbert.....
1983 Mark McLeod.....	79	1981 Steve James.....	1982 Elijah Lockhart.....	Johnny Tate.....	1987 Ernie Myerson.....	1983 Freddy Thompson.....
1982 Dan Shelby.....	57 (65)	1980 Dan Shelby.....	1981 Tim Gildehaus.....	1990 Lynn Mergen.....	1986 Pat Fine.....	1982 Freddy Thompson.....
1981 Jon Walton.....	50	1979 Jon Walton.....	1980 Roy Pettibone.....	1989 Robert Merriman.....	1985 Pat Fine.....	(Darren Blair.....)
1980 Dan Shelby.....	71	1978 Doug Kreighbaum.....	1979 Demar Sims.....	1988 Keith Gudehus.....	1984 David Kramer.....	1981 Jon Walton.....
1979 Jon Walton.....	54	1977 Marti Rave.....	Jeff Pickett.....	1987 Four Players.....	1983 Don Morris.....	1980 Darren Blair.....
1978 Melvin Kennedy.....	27	1976 Marti Rave.....	1978 Melvin Kennedy.....	1986 Tim Fine.....	1982 Darren Blair.....	1979 Doug Kreighbaum.....
1977 Marti Rave.....	72	1975 Marti Rave.....	1977 Mark Sobol.....	1985 Dallas Duwa.....	1981 Jon Walton.....	1978 Mark Sobol.....
1976 Bob Robinson.....	37	1974 Dave Diehl.....	Tony Ippolito.....	1984 10 Players.....	1980 Freddie Thompson.....	1977 None
1975 Marti Rave.....	75	1973 Craig O'Sadnick.....	1976 Mark Sobol.....	1983 Tim Stull.....	1979 Craig Patton.....	1976 Mark Sobol.....
1974 Dave Diehl.....	69	1972 Craig O'Sadnick.....	1975 Pete Grathwohl.....	1982 Tim Gildehaus.....	1978 Doug Kreighbaum.....	Marti Rave.....
1973 Craig O'Sadnick.....	101		1974 Dennis Zulpo.....	1981 Elijah Lockhart.....	1977 Leonard Fagan.....	Willie Byrd.....
1972 Craig O'Sadnick.....	84		Wayne Chamberlain.....	Kelvin Cunningham.....	1976 Steve Ernst.....	1975 None
			1973 Dennis Zulpo.....	1980 Elijah Lockhart.....	1975 Gary Evans.....	1974 Dennis Zulpo.....
			1972 Al Fulton.....	Roy Pettibone.....	1974 Willie Byrd.....	1973 Dennis Zulpo.....
				1979 Keith Driscoll.....	1973 Gary Doss.....	Tom Roberts.....
				1979 Brian Hattendorf.....	1972 Harold James.....	1972 Al Fulton.....
				1978 Brian Burke.....	1971 Mike Dahlberg.....	
				1977 Garry Geisz.....	1970 Mike Dahlberg.....	
				1976 Mark Sobol.....	1969 Larry McGlaughlin.....	
				1975 Pete Grathwohl.....	1968 Jerry Meyer.....	
				1974 Dennis Zulpo.....	1967 Jerry Meyer.....	
				1973 Mark Uthlaut.....	Charles Blakley.....	
				1972 Craig O'Sadnick.....	1966 Bob Walters.....	
				Harold James.....	1965 Steve Garret.....	
				Warren Whitis.....		

Assisted Tackles

2008 Matt Burel.....	52
2007 Michael Phillips.....	67
2006 Jesse Cooper.....	34
2005 Jason Douglas.....	38
2004 Ben Wilson.....	61
2003 Tameem Yehyawawi.....	72
2002 Judd Lienhard.....	46
2001 Derek Kent.....	58
2000 Jake Willrich.....	36
1999 Jason Chambers.....	65
1998 Kurt Henriksen.....	96
1997 Zac Allison.....	81
1996 Zac Allison.....	58
1995 Zac Allison.....	51
1994 Paul Grutter.....	45 (50)
1993 Mike Roos.....	52
1992 Mike Roos.....	46 (48)
1991 Greg Godi.....	52
1990 Bill Strickler.....	35 (44)
1989 Bill Strickler.....	40
1988 Ricky Ruff.....	56
1987 Mike Bellers.....	64
1986 Scott Griffith.....	33
1985 Roydon Richards.....	39
1984 Tim Stull.....	112
1983 Mark McLeod.....	57
1982 Dan Shelby.....	46 (47)
1981 Steve James.....	31
1980 Ligo Letuli.....	39
1979 Doug Kreighbaum.....	50
1978 Doug Kreighbaum.....	69
1977 Garry Geisz.....	40
1976 Marti Rave.....	107
1975 Marti Rave.....	69
1974 Marti Rave.....	44
1973 Craig O'Sadnick.....	58
1972 Craig O'Sadnick.....	61

LONGEST INTERCEPTION RETURN

98, Eric Sternberg vs. SW Baptist (2007)
 78, Kelvin Cunningham vs. SE Mo. (1981)
 57, Demetrius Lavant vs. Neb.-Omaha (2008)
 55, Rick Reeves vs. Wisconsin-La Crosse (1967)
 45, John Naeve vs. Central Missouri (1998)
 44, Gary Geisz vs. Central Missouri (1976)
 44, Anthony Binion vs. Southwest Baptist (2000)

LONGEST FUMBLE RETURN

83, Tony Marek vs. Missouri-Rolla (1997)
 51, Courtney Jordan vs. Fort Hays (2007)
 46, Geoff Hiddleston vs. Northwest Missouri (1992)
 39, Jake Willrich vs. Missouri Southern (2001)

MISC. DEFENSIVE RECORDS

Single Game Interceptions:	5
Gary Evans vs. Mo-Rolla	10-18-1975
Single Game Interceptions (Team):	7
vs. Central Methodist	9-4-1975
Season Interceptions:	11
Gary Evans	1975
Season Interceptions (Team):	27 (1975)
Career Interceptions:	15
Gary Evans	1972-1975
Season Total Tackles:	164
Tim Stull	1984
Career Total Tackles:	489
Marti Rave	1975-1977



TOTAL OFFENSE/SCORING RECORDS

CAREER TOTAL OFFENSE

Name	Yds	Plays	Years
Eric Howe, QB	9,040	1,375	1998-01
Matt Ticich, QB	8,509	1,565	2006-08
Jeff Frost, QB*	6,634	1,197	1987-90
Jarrett Anderson, RB*	6,313	1,015	1993-96
Tom Hayes, QB*	6,250	1,080	1981-83
Chris Hegg, QB	5,418	930	1984-85
Don Cummings, QB	5,282	995	1967-70
Nate Minnis, QB	5,011	750	1994-97
Jake Czeschin, QB	4,891	868	2000, 02-04
Matt Heidmann, QB	4,818	918	1983-84, 86-87
Dale Mills, RB	4,502	751	1957-60

SINGLE-SEASON TOTAL OFFENSE

Chris Hegg	3,782	1985
Dusty Burk	3,441	2002
Matt Ticich	2,973	2007
Eric Howe	2,937	1999
Eric Howe	2,892	2000
Jake Czeschin	2,866	2004
Eric Howe	2,855	2001
Matt Ticich	2,763	2006
Tom Hayes*	2,668	1982
Matt Heidmann	2,378	1986

SINGLE GAME TOTAL OFFENSE

Matt Ticich vs. Upper Iowa	516	2007
Jake Czeschin vs. Northwest Missouri	456	2004
Chris Hegg vs. Central State	443	1985
Jake Czeschin vs. Missouri-Rolla	443	2004
Chris Hegg vs. Northern Iowa	421	1985
Chris Livingstone vs. Emporia State	412	1991
Don Cummings vs. Southwest Missouri	411	1970
Dusty Burk vs. Drake	411	2002
Matt Heidmann vs. Eastern Illinois	391	1986
Steve Thompson vs. Missouri Western	382	1994
Dusty Burk vs. Missouri Southern	378	2002
Tom Hayes vs. Minnesota State, Mankato	378	1982
Jake Czeschin vs. Southwest Baptist	377	2004
Dusty Burk vs. Quincy	376	2002
Eric Howe vs. Northwest Missouri	376	1999
Chris Hegg vs. Missouri-Rolla	375	1984
Eric Howe vs. Emporia State	375	1999
Eric Howe vs. Missouri Western	371	2000
Eric Howe vs. Washburn	370	2000
Jeff Frost vs. West Texas State	366	1988

MISC. RECORDS

All-Purpose Yards	7,082
Jarrett Anderson	1993-96
Points Scored:	446
Jarrett Anderson	1993-96
Touchdowns Scored:	74
Jarrett Anderson	1993-96

TOUCHDOWNS

Jarrett Anderson	28	1996
Chad Guthrie*	22	1992
Chad Guthrie	20	1991
Jarrett Anderson*	17	1994
Jarrett Anderson	16	1995
Sharron Washington	15	1965
Ken Weik*	15	1982
Lenvil Elliott	13	1972
Steve Powell	13	1977
Andre Gillespie	13	1985
Jarrett Anderson	13	1993

POINTS

Jarrett Anderson	168	1996
Chad Guthrie*	134	1992
Chad Guthrie	120	1991
Jarrett Anderson*	102	1994
Jarrett Anderson	98	1995
Sharron Washington	93	1965
Joe Minton	92	1962
Ken Weik*	90	1982
Dave Austinson*	89	1982
Steve Powell	80	1977

MISC. RECORDS

Plays:	Chris Hegg (594)	1985
Team Yds:	5,185	1985
Team Plays:	901	1982
Team First Downs:	272	1985
TDs Scored:	54	1982
Points Scored:	421	1982
Least Points Allowed:	26 (9 Gms)	1933
	42 (10 Gms)	1928
Longest Win Streak:	27 Games	1931-1935

RECORDS

Offensive Plays:	76
Chris Hegg vs. Central St.	11-9-1985
Dusty Burk vs. Northwest Mo.	10-26-2002
Points Scored:	36
Jarrett Anderson vs. Emporia St.	11-9-1996
Touchdowns Scored:	6
Jarrett Anderson vs. Emporia St.	11-9-1996
Team Plays:	99
vs. Southwest Missouri	10-8-1985
Team Offensive Yards:	676
vs. Minnesota St.-Mankato	11-20-1982
Team Points Scored:	92
vs. Northwest Missouri	11-30-1916
Team Touchdowns:	10
vs. Quincy	9-14-2002



Chris Hegg

YEAR-BY-YEAR SCORING LEADERS

Year	Player	TDs	PAT	FGs	Pts
2008	Mickey Masucci	0	33	11	66
2007	Mickey Masucci	0	32	10	62
2006	Matt Ticich	9	0	0	54
	Mickey Masucci	0	30	8	54
2005	Jerard Levenson	10	0	0	60
2004	Mark Kamphoefner	0	22	7	43
2003	Jerard Levenson	7	0	0	42
2002	Dusty Burk	12	0	0	72
2001	Austin Lepper	0	36	14	78
2000	Alfonso Pugh	9	0	0	54
	Kevin Collins	9	0	0	54
1999	Jeff Klee	0	20	11	53
1998	Jeff Klee	0	20	12	56
1997	Karega Scott	11	0	0	66
1996	Jarrett Anderson	28	0	0	168
1995	Jarrett Anderson	16	1	0	98
1994	Jarrett Anderson	16	0	0	96
		(17	0	0	102)
1993	Jarrett Anderson	13	0	0	78
1992	Chad Guthrie	22	1	0	134
1991	Chad Guthrie	20	0	0	120

Year	Player	TDs	PAT	FGs	Pts
1990	Scott Bresaw	0	29	14	71
		(0	29	15	74)
1989	James McCoy	8	0	0	48
1988	Gary Isaia	8	1	0	50
1987	Roketi Esau	11	0	0	66
1986	Doug Kolb	0	18	9	45
1985	Andre Gillespie	13	0	0	78
1984	John Busby	8	0	0	48
1983	Art Addison	8	0	0	48
1982	Ken Weik	15	0	0	90
1981	Dave Austinson	0	27	12	63
1980	Eric Holm	8	0	0	48
1979	Bob Fletcher	0	6	8	30

Year	Player	TDs	PAT	FGs	Pts
1978	Greg Dolence	6	19	7	76
1977	Steve Powell	13	2	0	80
1976	Steve Powell	11	0	0	66
1975	Kent Fensom	0	22	7	43
1974	Steve Powell	6	0	0	36
1973	Marv Robinson	8	0	0	48
1972	Lenvil Elliott	13	0	0	78
1971	Lenvil Elliott	10	0	0	60
1970	Pete Robertson	10	2	0	62
1969	Mike Berentes	6	10	0	46
1968	Charles Blakley	4	0	0	24
	Steve Garrett	4	0	0	24
	Mike Berentes	4	0	0	24
1967	Lloyd Wiese	4	0	0	24
1966	Sharron Washington	6	0	0	36
1965	Sharron Washington	15	3	0	96
1964	Sharron Washington	9	1	0	56
1963	Mike Richardson	7	0	0	42
1962	Joe Minton	11	26	0	92
1961	Joe Minton	7	10	1	55
1960	Dale Mills	18	5	0	118



OUTLOOK

COACHES

ROSTER

PLAYERS

08 REVIEW

RECORDS

HISTORY

OPPONENTS

MIAA

TRUMAN

The game of football was inaugurated at the school, now called Truman State University, on Nov. 2, 1900, in resounding fashion, as the team from Kirksville romped past Oaklawn Academy in neighboring Novelty, Mo., 76-0.

Records indicate the 1900 team was the first organized squad at what was called the First Normal School at that time. The aggregation compiled a 3-2-1 record. The 1903 was the first team sanctioned by the University.

One-hundred and one more seasons of rich grid-iron tradition have unfolded since the infant campaign, with no football being played in 1901-02, 1912-13, 1918 and 1942-44.

Truman football has an all-time record of 524-355-34 (.595), with four of those losses later being forfeited by the opposing team. The Bulldogs have won 26 MIAA championships, five more than the next closest school in conference history.

The Bulldogs have earned postseason play five times, including a victory in the 1961 Mineral Water Bowl. Truman reached the NCAA tournament four times, include three during the 1990s.

Truman football is also well known for its great football rivalries. The Bulldogs all-time series with Central Missouri and Northwest Missouri rank among the longest in NCAA history. Truman and Northwest Missouri own the oldest NCAA Division II trophy game with their annual battle for the Old Hickory Stick.

O.C. Bell was appointed the first official coach by the Board of Regents in 1907. Other men who have directed the Purple and White include C.B. Simmons, H.L. McWilliams, Don and Fred Faurot, Earl Svendsen, Malcolm Eiken, Vincent Gehringer, James Dougherty, Maurice "Red" Wade, Marv Braden, Russ Sloan, Randy Lukehart, Ron Taylor, Bruce Craddock, Jack Ball, Eric Holm, John Ware and Shannon Currier. Aaron Vlcko was named the newest Bulldog coach in March of 2009.

McWilliams compiled the first successful coaching record, winning 48 contests, losing only 26 and tying eight for a .634 percentage. The 1916 team was probably his most famous, capturing the championship of the original Missouri Intercollegiate Athletic Association (now the Mid-America Intercollegiate Athletics Association), the Bulldogs' first crown. McWilliams' squads also tied three times for the championship between 1919-25. The first of 26 titles as a member of the current MIAA was won in 1924.

Don Faurot, who later gained fame at the University of Missouri (Columbia), began his illustrious reign in 1926. During his tenure, the Bulldogs claimed seven league championships and chalked up perfect seasons in 1932, 1933 and 1934.

Under Don Faurot, the Bulldogs notched 63 wins against 13 losses and three ties for an .816 winning percentage. Between 1931-35, the Bulldogs compiled a streak of 27 consecutive victories, one of the longest in intercollegiate football.

The longest tenure of any Truman coach was charted by Wade who guided the program for 16 years between 1951-66. He is still the winningest coach (99 victories) in the history of football at Truman. His teams won eight MIAA championships, and made the first postseason appearance in 1961.

Eric Holm made his mark on Bulldog Football in the early 90s, leading the team to three NCAA Division II postseason appearances in five years and compiling a stellar 37-19 record.



Eric Holm

John Ware took the reigns from Holm after serving as Holm's assistant head coach. Ware continued the Bulldog tradition with seven more winning seasons, including the school's 16th eight-win season in 2001. He tied Faurot as the second-longest acting head coach at Truman with nine seasons as the Bulldog taskmaster, and racked up the third-most wins.

While the Truman program has had some great coaches throughout the years, much of the success is due to the talented athletes that have worn the Bulldog uniform.

Fourteen Bulldogs athletes have earned first-team all-American honors, eight have been named MIAA MVP and eight have played in the National Football League.

One of the earliest stars for Truman was Arnold Embree, a quarterback for the Bulldogs from 1931-34. He was the team leader during the team's most successful stretch in school history. The Bulldogs won MIAA titles in 1932, 1933 and 1934 and won 27 straight games.

Dale Mills performed for Truman between 1957-60, and left school with 10 NCAA records, including 4,502 career rushing yards.

Tom Geredine was the first Bulldog MIAA MVP after catching 32 passes for 535 yards and five touchdowns in 1971.

Truman had back-to-back MVPs during the 1977 and 1978 seasons.

Steve Powell won the first honor after rushing for 1,372 yards and 12 touchdowns. The next year, Mike Harris rushed for nearly 1,600 yards and had eight scores.

Quarterback Tom Hayes earned three MIAA most valuable player awards from 1981-1983. In those three seasons, he led Truman to two conference championships while throwing for 6,276 yards and 36 touchdowns.

Truman's quarterback tradition continued two years later when Chris Hegg threw for 3,741 yards and 32 touchdowns. He was named MIAA MVP and a first-team all-American.

In the 90s, the MIAA offensive MVP award was dominated by Bulldogs.

Quarterbacks Jeff Frost and Steve Thompson both won MVP accolades in 1990 and 1994, respectively.

Frost threw for 2,295 yards and 21 scores in his award-winning season, while Thompson threw for 2,165 yards and 23 touchdowns in his.

In 1993, perhaps the greatest player to don the Truman uniform started his career. Jarrett Anderson shattered rushing records at all levels, passing some of the biggest names in collegiate football.

He finished his career with over 6,000 yards rushing and 69 rushing touchdowns. In just his senior season, he rushed for 2,140 yards and had 27 rushing touchdowns.

Anderson was named the MIAA MVP in both 1995 and 1996. He capped off his career by winning the biggest award the NCAA Division II football, the Harlon Hill.



BULLDOG FOOTBALL IN THE TRUMAN HALL OF FAME

Edward Adams	Michael Laususe
Ralph Alexander	Robert Lawrence
Jack Ball	Melvin Loncaric
Stanley Barker	Frederick Lyles
Willie Barton	Ray Mach
Kenneth Bebermeyer	Delbert Maddox
Ed Bender	Ronald Mangold
Mike Berentes	Trusten McArtor
Frank Bigsby	Wayne McKanna
Charley Blakley	Milton McPike
James Blacklock	H.L. McWilliams
Clifford Bohmbach	Donald Merritt
Bill Bowles	Jerry Meyer
John Bringer	Ted Michael
Dick Brownlee	Dale Mills
Darrell Buffington	Janks Morton
Jim Burchett	Payne Muir
Ralph Cavanah	Jeff Neal
James Chevalier	Carl Noble
Carroll Cochran	Craig O'Sadnick
Dale Collier	Richard Otte
Bruce Craddock	Jack Perrin
Levi Craig	Leo Petree
Orval Craig	Glendle Pickering
Don Cummings	Leslie Post
Guy Curtright	Steve Powell
L.E. Dabney	Harold Protiva
James Dougherty	Clifton Ray
William Downing	Rich Rhodes
Robert Doyle	Mike Richardson
Lenvil Elliott	William Richerson
Ray Elliott	Robert Roark
Arnold Embree	Jack Robinson
Robert Evans	Martin Rohde
Gary Evans	Donald Rowden
Russell Evans	Fred Schwengel
Don Faurot	William Seman
Robert Fletcher	John Simmons
Darrell Fouch	Chauncey Simpson
Jeff Frost	Dennis Sissom
Kenneth Gardner	Russell Sloan
Tom Geredine	Mark Sobol
Jerry Germain	John Spainhower
Dale Gildehaus	Donald Sparks
Andre Gillespie	Rob Staggs
Rick Gorzynski	R.O. Stickler
Darrel Gourley	Bill Stock
Dave Grant	James Streeter
Peter Grathwohl	Donal Sylvara
Gerald Grossnickle	Orville Towers
Robert Haller	Carl Troester
Jack Hammock	Donald Vail
Mike Harris	R.E. Valentine
Earl Hatcher	Maurice "Red" Wade
Tom Hayes	Lowell Wade
Chris Hegg	Frank Wagner
Eric Holm	H.A. Walmsley
T.J. Jackson	Sharron Washington
Larry Johnson	Robert Watts
Aubrey Johnson	Jack Wells
Larance Jones	Mike Yancey
Boyd King	Roland Zeigel



Jarrett Anderson made college football history when he completed an illustrious four-year career at Truman and became the first Bulldog to win the NCAA Division II Player of the Year award, the Harlon Hill Trophy.

The award was presented to Anderson on Dec. 13, 1996, in Florence, Ala. Anderson received 42 first-place votes from NCAA Division II football sports information directors and had a grand total of 207 points, just two shy of setting the Harlon Hill record at that time for most points. His name did appear on 92 of the 105 ballots cast which was a new record for the award at that time.

Anderson finished his career with a Truman and Mid-America Intercollegiate Athletics Association record of 6,166 yards rushing, shattering former Bulldog Dale "Paley" Mills'

(1957-60) 36-year-old record of 4,502. It also made him the third all-time rusher in NCAA history at any level, passing former Heisman winners Tony Dorsett, Herschel Walker and Archie Griffin.

During his senior campaign, Anderson was unanimously voted MIAA Offensive MVP. He

rushed for 2,140 yards in '96, setting the NCAA Division II mark for yards in a season that year, the sixth-highest single season total among all divisions at that time.

Anderson broke or tied five NCAA Division II records his final season. In addition to the season rushing record, he set records in season yards per game with 194.5 and career touchdowns at 73, and he tied the marks for 1,000-yard seasons with four and 200-yard games in a season with five in 1996.


Ten MIAA records and 17 Truman standards were re-written before Anderson, who had never been redshirted, took off the Purple and White for the last time. Besides those that were also NCAA marks, others included single-season touchdowns (28), single-season rushing touchdowns (27), career scoring (440), single-season scoring (168), career rushing attempts (979) and 100-yard games in a career (20 out of 43). He tied the mark for touchdowns in a game in the MIAA (6), but it stands as a Truman record.

Anderson gained 306 yards against Emporia State, tying Mills' single-game record at Truman, but ESU's Brian Shay gained 360 yards in a game earlier in the 1996 season for the league record. Shay led the nation in rushing for several weeks after that, but Anderson claimed the honor with two weeks remaining to lead the nation in rushing and scoring for the year.

Shay broke many of Anderson's NCAA and MIAA records before he finished his career in 1997. A complete account of Anderson's current NCAA records is on page 48.

"A player like Jarrett only comes along once every 50 years or so," his head coach John Ware said. "I feel honored to have been his coach."

Anderson, who never missed a game in four years, began in 1993 when he rushed for 1,096 and was named MIAA freshman of the year. He was MIAA Offensive MVP two consecutive



years in 1995 and 1996, and a finalist for the Hill Trophy in 1994.


During the 2000 season, Anderson had his No. 3 retired at Truman, and he was named to the Truman all-Century football team.



ANDERSON'S CAREER STATISTICS

	G	Rush	Net	Y/R	Y/G	TDs	Rec.	Yds	Y/R	Y/G	TDs	2PTC	Pts
1993	11	167	1,096	6.5	99.6	12	21	197	9.4	17.9	1	0	78
1994	10	259	1,428	5.5	142.8	14	14	143	10.2	14.3	2	0	96
1995	11	232	1,502	6.5	136.6	16	16	126	7.9	11.5	0	1	98
1996	11	321	2,140	6.7	194.5	27	13	167	12.8	15.2	1	0	168
Career	43	979	6,166	6.3	143.4	69	63	633	10.0	14.7	4	1	440

DERRINGER CADE INSPIRATIONAL AWARD



For the past 19 years, a Bulldog player has been selected by the football coaching staff for the Derringer Cade Inspirational Award. The award was named in memory of a former Truman outside linebacker, Derringer Cade, who died of a rare heart problem after collapsing during a game in 1990 at Southwest Baptist.

The award recognizes a Bulldog who, through hard work and dedication, has been a quiet role-model for his teammates, classmates and the community.

1990- Benny Pardue
1991- Dave Harkin
1992- Robert Merriman
1993- Mike Roos
1994- Steve Thompson
1995- Demond Baine
1996- Mike Myerson
1997- Karega Scott
1998- Kurt Henriksen
1999- Tim Bussen
2000- Joel Shumate
2001- Brandon Montgomery
2002- Mike Redding

2003- Derek Kent
Tameem Yehyaw
2004- Ben Wilson
2005- Marcus Yokeley
2006- Steven Holman
2007- Jesse Cooper
2008 - Ryan King



ALL-AMERICANS

OUTLOOK

COACHES

ROSTER

PLAYERS

08 REVIEW

RECORDS

HISTORY

OPPONENTS

MIAA

TRUMAN

58



Mel Loncaric
(Center)
NAIA-1954



Bob Haller
(Tackle)
Williamson Rating-1958



Dale Mills
(Running Back)
Williamson Rating-1959, 1960
Associated Press-1960




Dave Grant
(Tackle)
Williamson Rating-1962



Rich Rhodes
(Tackle)
Associated Press-1965



Steve Powell
(Running Back)
American Football Coaches Assoc. 1977



Chris Hegg
(Quarterback)
American Football Coaches Association;
Associated Press;
Football Gazette-1985



Andre' Gillespie
(Running Back)
Football Gazette 1985



Gary Isaia
(Tight End)
Football Gazette 1988




Chad Guthrie
(Running Back)
Football Gazette 1991



Mike Roos
(Nose Guard)
Football Gazette 1993



Scott Hull
(Guard)
CM Frank 1994



Jarrett Anderson
(Tailback)
CoSIDA; American Football Coaches Assoc.; Associated Press; Football Gazette-1996

OTHER BULLDOG ALL-AMERICANS

Pat Murray	2006	OL	D.H. Football GazetteHM	Mike Yancey	1983	OC	A.P. Little All-America2nd
Tameem Yehyawi	2003	LB	Daktronics2nd	Tom Hayes	1983	QB	A.P. Little All-AmericaHM
Andrew Blakley	2002	WR	Daktronics2nd	Rich Otte	1983	WR	A.P. Little All-AmericaHM
Andrew Blakley	2001	WR	D.H. Football Gazette3rd	Tom Hayes	1982	QB	A.P. Little All-AmericaHM
Eric Howe	2001	QB	D.H. Football GazetteHM	Rich Otte	1982	WR	A.P. Little All-AmericaHM
Curt Cira	2000	DT	D.H. Football Gazette3rd	Tom Hayes	1981	QB	A.P. Little All-AmericaHM
Josh Raaz	2000	OL	D.H. Football GazetteHM	Rich Otte	1981	WR	A.P. Little All-AmericaHM
Jeff Klee	1999	PK	D.H. Football GazetteHM	Ligo Letuli	1981	DT	A.P. Little All-AmericaHM
Tommy Hernandez	1998	DB	D.H. Football Gazette2nd	Eric Holm	1980	WR	A.P. Little All-America2nd
Tommy Hernandez	1997	DB	D.H. Football GazetteHM	Doug Kreighbaum	1979	LB	A.P. Little All-AmericaHM
Jim Guntli	1996	OL	D.H. Football GazetteHM	Darrell Buffington	1978	OG	A.P. Little All-AmericaHM
Jarrett Anderson	1995	TB	CoSIDA/NCAA Div. II2nd	Mike Harris	1978	TB	A.P. Little All-America2nd
			D.H. Football Gazette2nd	Mark Sobol	1978	DT	A.P. Little All-AmericaHM
			C.M. Frank2nd	Tony Ippolito	1977	NG	A.P. Little All-AmericaHM
Matt Copeland	1995	TE	CoSIDA/NCAA Div. II2nd	Lloyd Henry	1977	WR	A.P. Little All-AmericaHM
			D.H. Football GazetteHM	Steve Powell	1977	TB	A.P. Little All-America2nd
			C.M. Frank2nd	Lloyd Henry	1976	WR	A.P. Little All-AmericaHM
Jim Guntli	1995	OT	C.M. FrankHM	Steve Powell	1976	TB	A.P. Little All-AmericaHM
Jarrett Anderson	1994	TB	D.H. Football Gazette2nd	Gary Evans	1975	DB	A.P. Little All-America2nd
			C.M. Frank3rd	Craig O'Sadnick	1973	LB	A.P. Little All-AmericaHM
Paul Grutter	1994	LB	C.M. FrankHM	Craig O'Sadnick	1972	LB	Associated PressHM
Scott Hull	1994	OG	CoSIDA3rd	Al Fulton	1972	DE	Associated PressHM
			A.P. Little All-America2nd	Craig O'Sadnick	1971	LB	Associated PressHM
Steve Thompson	1994	QB	C.M. FrankHM	Tom Geredine	1971	WR	Associated PressHM
			D.H. Football GazetteHM	Ken Bebermeyer	1970	DE	Associated PressHM
Robert Merriman	1992	DB	D.H. Football Gazette2nd	Mike Berentes	1970	WR	Associated PressHM
Fontaine Walker	1992	WR	D.H. Football GazetteHM	Don Cummings	1970	QB	Associated PressHM
Matt McKnight	1992	OT	D.H. Football GazetteHM	Aubrey Johnson	1970	LB	Associated Press3rd
			A.P. Little All-America2nd	Frank Wagner	1968	NG	Associated PressHM
Chad Guthrie	1992	TB	D.H. Football Gazette3rd	Rich Gorzynski	1965	QB	Associated PressHM
			A.P. Little All-America2nd	Sharron Washington	1965	RB	Associated PressHM
Fontaine Walker	1991	TE	D.H. Football Gazette2nd	Dave Grant	1963	Tack	Williamson RatingS.M.
Chris Livingstone	1991	QB	D.H. Football GazetteHM	Dave Grant	1962	Tack	Associated Press3rd
Jim Burchett	1988	OC	D.H. Football Gazette3rd	Mike Richardson	1962	RB	Williamson RatingHM
			A.P. Little All-AmericaHM	Dave Grant	1961	Tack	Williamson RatingHM
Gary Isaia	1988	TE	A.P. Little All-AmericaHM	Dale Mills	1958	TB	Williamson RatingHM
Ricky Ruff	1988	LB	D.H. Football GazetteHM	Edward Bender	1952	QB	Associated PressHM
			A.P. Little All-AmericaHM					
Jim Burchett	1987	OC	A.P. Little All-AmericaHM					
Kevin Urbatsch	1987	OG	Football News2nd					
			A.P. Little All-AmericaHM					
Russell Evans	1986	WR	Football News2nd					
			A.P. Little All-America3rd					
Andre Gillespie	1985	RB	A.P. Little All-AmericaHM					
Larry Tisdale	1985	WR	A.P. Little All-AmericaHM					
Brian Neubauer	1984	OC	A.P. Little All-America3rd					

HM-Honorable Mention
S.M.-Special Mention
2nd-Second-Team
3rd-Third-Team



TRUMAN 1900-1999 ALL-CENTURY TEAM

During the summer of 2000, a group set about the task of naming a Truman All-Century Football Team for the 20th century.

Bulldog football began in 1900 and over the first 100 years produced some of the most outstanding athletes at the NCAA Division II level. The list was narrowed down to an elite group of men whose marks on Bulldog football left a lasting impression. The group of 95 men include receiver and coach Eric Holm, the only member named twice. The earliest team member to be named was Jim Rouse, a first-team all-state offensive lineman in 1906 and 1907. The latest selection was Jeff Klee who earned all-America status in 1999 as one of the most prolific place kickers in school history.

MEMBERS

Quarterbacks: Arnold Embree, Jeff Frost, Earl Hatcher, Tom Hayes, Chris Hegg and Louis Miller

Offensive Linemen: Stanley Barker, Willie Barton, Darrell Buffington, Jim Burchett, Guy Curtright, LaVerne Dabney, Kenneth Gardner, Bob Haller, Scott Hull, Seldon Hutchinson, Mel Loncaric, Trusten McArtor, Matt McKnight, Carl Noble, Rich Rhodes, Jack Robinson, Jim Rouse, Kevin Urbatsch and Mike Yancey

Tight Ends: Matt Copeland, Orval Craig, Robert Doyle, Gary Isaia, Del Maddox, Milt McPike and Fontaine Walker

Running Backs: Ralph Alexander, Jarrett Anderson, Ralph Cavanah, Charley Draper, Lenvil Eliott, Andre Gillespie, Chad Guthrie, Dale "Paley" Mills, Leo Petree, Steve Powell, Martin Rhode, Mike Richardson (special mention at defensive back) and James Streeter

Wide Receivers: Mike Berentes, John Busby, Russell Evans (special mention on special teams), Tom Geredine, Lloyd Henry, Eric Holm (Special mention on special teams) and Rich Otte

Defensive Backs: Gary Evans, Tommy Hernandez, Robert Merriman, Jerry Meyer, Clifton Ray, Freddy Thompson and Jon Walton

Linebackers: Levi Craig, Aubrey Johnson, Doug Kreighbaum, Craig O'Sadnick, Marti Rave, Don Rowdon and Ricky Ruff

Defensive Lineman: Ken Bebermeyer, Chris Cannon, Tim Gildehaus, Dave Grant (special mention on offensive line), Pete Grathwohl, Ligo Letuli, Elijah Lockhart, Freddy Lyles, Mike Roos, Bill Seman, Mark Sobol, John Suell, Frank Wagner and Dave Waterkotte

Special Teams: Charles Blakley, Larry Jones, Mike Laususe and Sharron Washington

Kickers & Punters: Dave Austinson, Dave Bormann, Scott Bresaw, K.C. Conaway, Kent Fensom, Bob Fletcher, Jeff Klee and Mike Miletich

Coaches: Don Faurot, Eric Holm, H.L. "Curly" McWilliams and Maurice "Red" Wade

1924 Stanley Barker, G James Streeter, B	1946 Kenneth Gardner, T Darrell Gourley, B	1968 John Suell, DT Frank Wagner, MG	1979 Bob Fletcher, K/P Doug Kreighbaum, LB	1988 Gary Isaia, TE Jim Burchett, OL
1925 Harry Stroup, C James Streeter, B	1947 Joe Asperger, B LaVerne Dabney, C	1969 Jerry Lybarger, LB Jerry Meyer, DB	1980 Craig Patton, DB Eric Holm, WR	1990 James McCoy, RB Gary Neubauer, DL
1926 Orval Craig, E Stanley Barker, G Don Vail, G Levi Craig, B	1951 Ed Bender, B Guy Burton, B Ken Rehg, B	1970 John Bringer, OC Don Cummings, QB Charles Blakley, FLK	1981 Rich Otte, WR Greg Himmelman, TE Paul Eckhoff, OT	1991 Chris Cannon, DL Ricky Ruff, LB Bill Strickler, DB
1927 James Chevalier, E Wayne McKanna, G Wirt Downing, C Levi Craig, B Chauncey Simpson, B	1952 LaVerne Dabney, C Ed Bender, B Bill Peterson, E Mel Loncaric, C	1971 Aubrey Johnson, LB Don Cummings, QB Tom Geredine, TE	1982 Kevin Collins, OG John Homeyer, OG Mike Yancey, OC	1992 Scott Bresaw, K Chris Cannon, DL Owen Doak, OL
1928 Orval Craig, E Winston Baltzell, T Truisten McArtor, G Harold Protiva, B James Streeter, B Frank Bigsby, E Wyman Henry, E Harold Protiva, B	1953 Ray Mach, B Glendle Pickering, E Bill Bowles, T Mel Loncaric, C O.D. Austin, B	1972 Ken Bebermeyer, DE Aubrey Johnson, LB Bob Gibson, QB	1983 Tom Hayes, QB* Tim Gildehaus, DT Ligo Letuli, DT	1993 Fontaine Walker, TE Chad Guthrie, RB Fontaine Walker, TE
1929 Truisten McArtor, G Carroll Cochran, C Earl Hatcher, B Morris Hammond, B Jack Robinson, T Truisten McArtor, G Earl Hatcher, B Arnold Embree, B	1954 Dale "Paley" Mills, B Dale "Paley" Mills, B Jim Blacklock, T Jack Ball, B Dale "Paley" Mills, B	1973 Tom Geredine, TE Al Fulton, DE Warren Whites, NG	1984 Jon Walton, DB Fred Thompson, DB Dave Austinson, K Dave Bornmann, P	1994 Matt McKnight, OL Robert Merriman, DB K.C. Conaway, P
1930 Jack Robinson, T Truisten McArtor, G Earl Hatcher, B Arnold Embree, B Robert Doyle, E Willie Barton, T Guy Curtright, G Arnold Embree, B	1955 Jack Perrin, B Jack Hammock, E Bob Haller, T Dale "Paley" Mills, B Dale "Paley" Mills, B	1974 Craig O'Sadnick, LB Al Fulton, DE Warren Whites, NG	1985 Dave Waterkotte, DT Craig O'Sadnick, LB Greg Morton, TE	1995 Mike Roos, DL Meko Miller, DB Steve Thompson, QB* Jarrett Anderson, TB
1931 Robert Doyle, E Willie Barton, T Guy Curtright, G Arnold Embree, B Martin Rhode, B Robert Doyle, E Jack Robinson, T Arnold Embree, B	1956 Milt McPike, E Dave Grant, T Ron Stark, G Jack Ball, B Pat Claywell, OL	1975 Tom Geredine, TE Lenny Elliott, RB Al Fulton, DE Warren Whites, NG	1986 Tom Hayes, QB* Elijah Lockhart, DL Rich Otte, WR Dan Shelby, LB	1996 Jarrett Anderson, TB* Matt Copeland, TE Jim Guntli, OT
1932 Robert Doyle, E Willie Barton, T Guy Curtright, G Arnold Embree, B Martin Rhode, B Robert Doyle, E Jack Robinson, T Arnold Embree, B	1957 Jack Hammock, E Bob Haller, T Dale "Paley" Mills, B Dale "Paley" Mills, B	1976 Steve Rampy, QB Steve Powell, RB Lloyd Henry, WR	1987 Tom Hayes, QB* Mike Yancey, OC Mark McLeod, DL	1997 Tommy Hernandez, DB Spencer Stevens, OC Tommy Hernandez, DB
1933 Guy Curtright, G Arnold Embree, B Martin Rhode, B Robert Doyle, E Jack Robinson, T Arnold Embree, B Martin Rhode, B Robert Doyle, E	1958 Jack Hammock, E Bob Haller, T Dale "Paley" Mills, B Dale "Paley" Mills, B	1977 Fred Haeger, OC Darrell Buffington, OG Mark Sobol, DT	1988 Rich Otte, WR John Busby, WR Scott Cummings, OL	1998 Spencer Stevens, OC Tommy Hernandez, DB Spencer Stevens, OC
1934 Robert Doyle, E Jack Robinson, T Arnold Embree, B Martin Rhode, B Robert Doyle, E Jack Robinson, T Arnold Embree, B Martin Rhode, B	1959 Jack Hammock, E Bob Haller, T Dale "Paley" Mills, B Dale "Paley" Mills, B	1978 Pete Grathwohl, DE Marti Rave, LB Mike Laususe, DB	1989 Trent Cuthbert, DB Brian Neubauer, OL Dave Waddell, DL	1999 John Naeve, DB Curt Cira, DL Josh Raaz, OL
1935 Del Maddox, E Carl Noble, T Ralph Alexander, B Leslie Post, B Ralph Cavanah, B Forrest Schwengel, E Ralph Cavanah, B Ralph Alexander, B	1960 Jim Blacklock, T Jack Ball, B Dale "Paley" Mills, B Dale "Paley" Mills, B	1979 Pete Grathwohl, DE Mark Sobol, DT Leonard Fagan, DB	1990 Chris Hegg, QB* Andre Gillespie, RB Larry Tisdale, WR	2000 Eric Howe, QB Andrew Blakley, WR Nick Ruud, OL
1936 Ralph Alexander, B Leslie Post, B Ralph Cavanah, B Forrest Schwengel, E Ralph Cavanah, B Ralph Alexander, B Leslie Post, B	1961 Mike Richardson, B Rich Rhodes, E Dave Grant, T Mike Richardson, B John Newcomb, SE	1980 Gary Wolke, OT John Mulchrone, OT Darrell Buffington, OG	1991 Mike Yancey, OC Mark McLeod, DL Rich Otte, WR	2001 Andrew Blakley, WR Tameem Yehyawi, LB Mark Kamphoefner, P
1937 Tom Sheehy, E Louis Miller, B Kenneth Gardner, T 1941 Kenneth Gardner, T 1942-45: War Years-No Team	1962 Janks Morton, E Dave Grant, T Dick Brownlee, G Mike Richardson, B Joe Minton, B Randy Jones, E Dave Grant, T Mike Richardson, B	1981 Steve Powell, RB* Mike Harris, RB* Melvin Kennedy, DE Mark Sobol, DT	1992 John Naeve, DB Curt Cira, DL Josh Raaz, OL	2002 Andrew Blakley, WR Tameem Yehyawi, LB Mark Kamphoefner, P


TRUMAN'S RETIRED NUMBERS

3 The No. 3 was worn by the 1996 NCAA Division II player of the year, **Jarrett Anderson**, from 1994-96. Anderson's number was retired by the team during halftime of the homecoming game with Missouri Southern on Oct. 21, 2000. He led the nation in rushing and scoring in 1996, setting countless MIAA, Truman and NCAA records by the end of his career. Anderson was named to the Truman All-Century Football team in 2000 after winning the Harlon Hill trophy, presented annually to the DII player of the year. See page 45 for a complete story on Anderson.

31 Jersey No. 31, worn by running back **Dale "Paley" Mills** from 1957-60, was retired in 1977. Mills, who at one time held 10 college division records, garnered all-America status four times in his career. He collected first-team accolades twice in 1960, once in 1959, and was an honorable mention pick in 1958. Mills entered the Truman Athletics Hall of Fame in 1984. Until Jarrett Anderson's record-breaking spree in '96, Mills held nine Bulldog records, including career rushing yards (4,502) and career scoring (407). See page 54 for a detailed story on Mills' accomplishments.

32 Jersey No. 32, worn by **Derringer Cade** in his last season of a three-year career (1988-90) as a Bulldog outside line-backer, was retired in 1990. Cade died from a rare heart disease after collapsing on the sidelines late in a game at Southwest Baptist during his junior year. According to his coaches, Cade played the best game of his career that day. He was credited with eight total tackles, including two-and-a-half quarterback sacks and another tackle for a loss. The Derringer Cade Inspirational Award was instituted by the coaches following his death. See page 45 for a list of the award winners.

FIRST-TEAM ACADEMIC ALL-AMERICANS



Tom Roberts
Defensive Tackle
1973



Keith Driscoll
Linebacker
1978 & 1979



K.C. Conaway
Punter
1992



Lance Dorsey
Defensive Back
2001



Austin Lepper
Kicker
2001



Tameem Yehyawi
Linebacker
2003

OUTLOOK

COACHES

ROSTER

PLAYERS

08 REVIEW

RECORDS

HISTORY

OPPONENTS

MIAA

TRUMAN

As a team and individually, the Truman Bulldogs appear in several places on the list of various NCAA Division II football records.

Teamwise, the Bulldogs rank tied for 22nd in Division II, regarding all-time winning percentage with a .595 mark, and are eighth on the Division II victory list with 520 wins.

Truman is seventh in the category for longest Division II winning streaks since 1931. Between 1931-35, the team rolled up 27 consecutive victories under Coach Don Faurot.

In the category for longest unbeaten streaks (wins and ties), Faurot's skein is tied for 15th in NCAA Division II.

In 1985, Truman led the nation in total offense with 471.4 yards per game and passing offense at 345.1 yards a game.

In 1982, the Bulldogs finished first in scoring offense in Division with 40.0 points per game.

In 2002, Truman led the nation with a 26.1 yard kickoff return average.

Defensively, in 2002, the team had 12 passes defensed against Missouri Western, tying for the 11th-most in a single-game. In 2000, Truman had four forced fumbles against Southwest Baptist, tying for the seventh-most in a single-game.

Truman is also listed among the NCAA's list of cliffhangers, defined as games won on the last play of the game. In 2001, the Bulldogs beat Washburn when Austin Lepper made a 46-yard field goal with six-tenths of a second left to play.

However, Truman was on the wrong end of two games both losses to Central Missouri on last second field goals (in 1987 and 1991).

The Bulldogs were listed as one of the nation's most improved team after going 2-9 in 2005, Truman was 6-5, a four game improvement in 2006.

Truman holds a single-game Division II record with two punts blocked in a single-game against Jacksonville St. on Nov. 27, 1982.

JARRETT ANDERSON made an indelible mark in the NCAA record book with his career performance at Truman. After leading the nation in rushing (2,140 yards) and scoring (168 points) in 1996, he rewrote three NCAA standards and shared two others (see page 44).

Currently, Anderson ties the NCAA record for seasons with more than 1,000 yards rushing (4).

Anderson's 1996 total for rushing yards is the eighth-best at the Division II level. His season yards per game (194.5 in 1996) is the seventh-best in Division II history.

Anderson is 10th in Division II, and 16th among all divisions, in career rushing yards (6,166). In career yards per game, he is 16th in Division II.

With 440 career points, Anderson is ninth in Division II and tied for 20th among all divisions. His 1996 single season scoring total (168 points) is tied for 15th in Division II.

Anderson's total of 6,926 career all-purpose yards puts him 17th in Division II.

DAVE AUSTINSON a place-kicker for the 1981 and 1982 Bulldogs, owns the Division II mark for career points per game scored by kicking with a minimum of 145 points (8.3, 149 in 18 games).

ANDREW BLAKLEY tied for the national lead in 2002 with 8.7 receptions per game. His 300 career receptions (for 3,458 yards) leaves him ranked tied for 11th on the NCAA's all-divisions list, while he is second all-time in Division II. He is also tied for 16th on the Division II single-season receptions list with his 96 catches in 2002.

JASON DOUGLAS, LARRY JONES, and LLOYD WEISE all returned a kickoff for 100 yards. Douglas accomplished his in 2002, Jones' came in 1971 and Weise's came in 1967.

GARY EVANS shares the Division II record for most interceptions in a single-game with five other players. He picked off five stray arials Oct. 18, 1975, at Missouri-Rolla. It is the most recent occurrence according to the NCAA Division II record book.

CHRIS HEGG was responsible for nine Division II records in 1985.

He led the nation in total offense in 1985 with 343.8 yards per game, the 22nd-best average in the Division II record book. Hegg's total that year of 3,782 yards is the 20th-best season in Division II history. His 3,741 passing yards in 1985 is the 15th-best season in Division II, while his 340.1 passing yards per game that year ranks 20th. Hegg's career passing average (265.3) from 1984-85 is the 28th-best, and his career total offensive yards per game mark (270.9) is the 25th-best in Division II.

ERIC HOWE added his name to the NCAA record book in 2001. Howe's 9,097 career passing yard ranks 28th in Division II.

DEREK KENT his career, ranks 19th in tackles a game (8.30), 14th in total tackles (365), 17th in solo tackles a game (4.50) and 13th in career solo tackles (198) (all since 2000).

DALE "PALEY" MILLS held 10 college division records after his playing career. He led college division rushers in 1958 and 1959 and is 26th in career points per game with 11.3. He ranks 17th in career points and 11th in career points per game in NCAA DII.

ALFONSO PUGH ranks 12th on the NCAA Division II list for career punt return average with a mark of 14.7 from 1999-02.

Two other Bulldogs were national champions in their statistical categories. **BOB FLETCHER** led Division II in punting average (43.2 yards per kick) in 1979, and **MIKE HARRIS** finished first in rushing (145.3 yards per game) in 1978. Harris gained 1,598 yards on 329 attempts that season.

All records and statistics on this page are according to the 2007 NCAA Football Records book. The updated 2008 book was not released at the time this media guide was printed.

TOP-25 BY VICTORIES

Team	Yrs.	Won	Lost	Tied	Pct.	Games
<i>Pittsburg State</i>	100	619	314	47	.656	980
Tuskegee	112	599	338	49	.632	986
North Dakota	111	588	349	30	.624	967
Central Oklahoma	102	575	330	46	.629	951
Hillsdale	115	562	383	46	.590	991
Texas A&M-Kingsville	79	549	254	16	.680	819
Carson-Newman	92	549	295	31	.645	875
Truman	101	524	354	34	.595	913
West Chester	79	515	232	17	.685	764
Northern State	102	515	334	32	.603	881
Arkansas Tech	93	510	316	38	.612	864
Virginia State	105	505	329	53	.599	887
Virginia Union	107	502	331	47	.597	880
South Dakota	112	495	459	34	.518	988
Nebraska-Kearney	84	480	277	27	.629	784
<i>Washburn</i>	<i>116</i>	<i>480</i>	<i>532</i>	<i>44</i>	<i>.475</i>	<i>1056</i>
Indiana (Pa.)	78	475	236	23	.663	734
Presbyterian	95	473	423	35	.527	931
<i>Central Missouri</i>	<i>111</i>	<i>471</i>	<i>475</i>	<i>51</i>	<i>.498</i>	<i>997</i>
Texas A&M Commerce	90	464	379	31	.549	874
Catawba	88	463	383	26	.546	872
Chadron St.	93	460	323	14	.586	797
Emporia St.	110	454	483	45	.485	982
<i>Northwest Mo.</i>	<i>91</i>	<i>453</i>	<i>381</i>	<i>32</i>	<i>.542</i>	<i>866</i>
Ouachita Baptist	101	437	413	42	.513	892

TOP-25 BY PERCENTAGE

Team	Yrs.	Won	Lost	Tied	Pct.	Games
Bentley	20	146	54	1	.729	201
Grand Valley St.	37	287	112	3	.718	402
Mary	20	143	63	1	.693	207
West Chester	79	515	232	17	.685	764
Valdosta State	26	201	92	3	.684	296
Texas A&M-Kingsville	79	549	254	16	.680	819
Indiana (Pa.)	78	475	236	23	.663	734
<i>Pittsburg State</i>	<i>100</i>	<i>619</i>	<i>314</i>	<i>47</i>	<i>.656</i>	<i>980</i>
Carson-Newman	92	549	295	31	.645	875
Central St.	77	423	234	33	.637	690
Tuskegee	112	599	338	49	.632	986
Nebraska-Kearney	84	480	277	27	.629	784
Central Oklahoma	102	575	330	46	.629	951
C.W. Post	51	315	186	5	.627	506
North Dakota	111	588	349	30	.624	967
Arkansas Tech	93	510	316	38	.612	864
Minnesota-Duluth	75	403	251	24	.612	678
North Alabama	59	375	235	16	.612	626
Fort Valley State	62	358	230	21	.605	609
East Stroudsburg	80	425	276	19	.603	720
Northern State	102	515	334	32	.603	881
Virginia State	105	505	329	53	.599	887
Southern Conn. St.	60	339	225	11	.599	575
Virginia Union	107	502	331	47	.597	880
Truman	101	524	355	34	.592	913

MIAA schools in italics



Every summer former Bulldogs gather in Nashville, Ill. for a golf outing and reunion hosted by Paul Comer.



Tameem Yehyawu

In the long football history at Truman, the Bulldogs have participated in postseason competition five times and are 1-4 in those games. Three of the appearances have come since 1990.

Truman's first trip to the postseason came in 1961, and Maurice "Red" Wade's men savored the results over the cold winter months that followed. They turned back Parsons College of Fairfield, Iowa, 22-8, in the Mineral Water Bowl at Excelsior Springs after winning the school's 16th league championship and finishing the regular season with an 8-1 overall record.

Parsons' Wildcats carried a perfect 9-0 ledger into the bowl battle on the evening of Nov. 25 at Roosevelt Field. A steady rain had fallen before the kickoff, and the rapidly dropping temperature and blustery wind kept 5,000 spectators shivering.

The Bulldogs exploded quickly on a Jerry Germain 6-yard run with 8:43 remaining in the first quarter, and a Germain 19-yard scamper with 13:11 left in the second period. Quarterback Jack Ball rifled a 10-yard aerial strike to Janks Morton with 10:22 showing on the clock in the second stanza.

Parsons' only tally came on the last play of the first half, as Nathaniel Craddock scored from the Truman 3-yard line. Both defenses shut down their opponents after intermission.

Receiving recognition for their performances in the game were Fred Lyles, who was voted outstanding lineman by sportswriters, and Dave Grant who was cited as the best tackler.

The Mineral Water bowl was reinstated in 2000 as a Division II bowl game, after a 25-year hiatus from the small college scene.

The Bulldogs experienced the agony of defeat in their next four postseason games.



The 1961 Mineral Water Bowl

Despite outgaining Jacksonville State (Ala.), 425 to 248 total yards, mistakes proved to be the undoing of Truman in its second postseason appearance.

The Bulldogs committed five costly turnovers in a 34-21 loss to the Gamecocks in the first round of the 1982 NCAA Division II playoffs at Jacksonville. Truman drew first blood in the game on quarterback Tom Hayes' 14-yard pass to tight end Brian McGovern.

The final 22 minutes of the first half was a nightmare for Bruce Craddock's men. The Gamecocks scored 31 points on a safety (after a blocked punt), a 61-yard run, a 100-yard pass interception return, a 24-yard pass and a 2-yard run.

All of that scoring came after or was the direct result of Truman's errors. Midway through the third period, Truman pulled within 10 points on a 20-yard aerial from Hayes to flanker Rich Otte and Hayes' 3-yard dash to the end zone. However, Jacksonville State added insurance points on a 29-yard field goal by Chris Hobbs in the fourth stanza.

It was another eight years before the

Bulldogs made their next trip to the Division II playoffs, traveling to Pittsburg State (Kan.) in November of 1990 for a first-round encounter.

The game started in positive fashion for Truman as Scott Bresaw kicked a 37-yard field goal early in the first quarter. But that was the only time the team got on the scoreboard. The Gorillas, ranked third nationally, exploded for 38 points in the first 30 minutes and added 21 more in the second half to blast Truman, 59-3.

Two years later, the squad made the Division II playoff field again. However, the results were much the same as in 1982 and 1990. North Dakota State, ranked second nationally, defeated Truman, 42-7, in a first-round game in Fargo, N.D. A harbinger of what was in store for the Bulldogs came on the first play from scrimmage. A pass by quarterback Steve Thompson was intercepted, and the Bison converted the Truman mistake into a TD. They scored three more times for a 28-0 advantage at halftime.

Early in the third quarter, Truman posted their only TD when Thompson connected with flanker Fontaine Walker on a 32-yard aerial. The five-play scoring drive was set up by outside linebacker Nick Della Vedova's fumble recovery.

Truman threatened in the fourth period, but Thompson was intercepted again, this time on the NDSU 8-yard line. The Bison put their final two TDs on the board in the last three minutes of the game.

The 1994 Bulldogs came the closest yet to advancing further than the first round of the NCAA Division II playoffs. However, they succumbed to the University of North Dakota Fighting Sioux, 18-6, in Grand Forks.

The Sioux scored two TDs in the first half, one set up by an 11-yard interception return by Brent Johnson. After a scoreless first period for Truman, future Harlon Hill winner, tailback Jarrett Anderson, put Truman on the board with a 3-yard run set up by an 81-yard kickoff return by Art Austin early in the third quarter.

But, North Dakota also posted a TD in the third period on a pass from quarterback Clay Wagner to wide receiver Jeff McElroy, the last scoring play of the game.



1994 NCAA Division II Playoffs



OUTLOOK

COACHES

ROSTER

PLAYERS

08 REVIEW

RECORDS

HISTORY

OPPONENTS

MIAA

TRUMAN

POSTSEASON BOX SCORES

OUTLOOK

COACHES

ROSTER

PLAYERS

08 REVIEW

RECORDS

HISTORY

OPPONENTS

MIAA

TRUMAN

62



The 1990 NCAA Division II Playoffs.

1961 Mineral Water Bowl

	1	2	3	4	F
Truman	6	16	0	0	22
Parsons	0	8	0	0	8

Scoring

Truman-Jerry Germain 6-yard run (kick failed).
Truman-Germain 19-yard run (Minton run).
Truman-Janks Morton 10-yard pass from Jack Ball (Ted Michael run).
PC-Nathaniel Craddock 3-yard run (Joe Patava pass from Bob Wieneke).

Statistics	TRUMAN	PC
First Downs	10	11
Rushing Yards	205	211
Passes	13-4-1	24-9-5
Passing Yards	91	117
Penalty Yards	80	30

Attendance: 5,000

1982 Division II Playoff

	1	2	3	4	F
Truman	7	0	14	0	21
Jacksonville	9	22	0	3	34

Scoring

Truman-Brian McGovern 14-yard pass from Tom Hayes (Dave Austinson PAT).
JSU-Team safety.
JSU-Reginald Goodloe 61-yard run (Chris Hobbs PAT).
JSU-Charles Harris 100-yard pass interception (Goodloe pass from Ed Lett).
JSU-Darry Evans 24-yard pass from Lett (Hobbs PAT).
JSU-Walter Broughton 2-yard run (Hobbs PAT).
Truman-Rich Otte 10-yard pass from Hayes (Austinson PAT).
Truman-Hayes 3-yard run (Austinson PAT).
JSU-Hobbs 29-yard field goal.

Statistics	TRUMAN	JSU
First Downs	24	11
Rushing Attempts	37	40
Rushing Yards	88	113
Passes	41-24-4	24-10-2
Passing Yards	337	135
Punts/Average	6/32.5	7/43.7
Fumbles/Lost	2/1	0/0
Penalties/Yards	10/85	9/98

Attendance: 10,000

1990 Division II Playoff

	1	2	3	4	F
Truman	3	0	0	0	3
Pittsburg	7	31	7	14	59

Scoring

Truman-Scott Bresaw 37-yard field goal.
PSU-Jay Padden 3-yard run (James Jenkins PAT).
PSU-Ronald Moore 1-yard run (Jenkins PAT).
PSU-Ronnie West 18-yard pass from Padden (Jenkins PAT).
PSU-West 33-yard pass from Padden (Jenkins PAT).
PSU-Darren Dawson 27-yard run (Jenkins PAT).
PSU-Jenkins 20-yard field goal.
PSU-Dawson 4-yard run (Jenkins PAT).
PSU-Padden 2-yard run (Jenkins PAT).
PSU-Todd Hafner 15-yard run (Jenkins PAT).

Statistics	TRUMAN	PSU
First Downs	10	29
Rushing Attempts	22	75
Rushing Yards	56	356
Passes	32-12-2	13-8-0
Passing Yards	174	159
Punts/Average	7/33.4	3/36.7
Fumbles/Lost	1-1	1-0
Penalties/Yards	9/70	4/45

Attendance: 4,500

1992 Division II Playoff

	1	2	3	4	F
Truman	0	0	7	0	7
N. Dakota St.	14	14	0	14	42

Scoring

NDSU-Pete Erickson 12-yard run (Ludwig Millfors PAT).
NDSU-Mark Hansen 9-yard run (Millfors PAT).
NDSU-Arden Beachy 12-yard run (Millfors PAT).
NDSU-Hansen 44-yard run (Millfors PAT).
Truman-Fontaine Walker 32-yard pass from Steve Thompson (Scott Rudel PAT).
NDSU-T.R. McDonald 16-yard pass from Beachy (Millfors PAT).
NDSU-Raul Sanchez 29-yard run (Millfors PAT).

Statistics	TRUMAN	NDSU
First Downs	19	30
Rushing Attempts	30	68
Rushing Yards	122	493
Passes	15-27-4	5-11-1
Passing Yards	184	92
Punts/Average	3/45.6	1/40.0
Fumbles/Lost	3/2	2/1
Penalties/Yards	4/30	6/50

Attendance: 6,230



The 1992 NCAA Division II Playoffs

1994 Division II Playoff

	1	2	3	4	F
Truman	0	0	6	0	6
N. Dakota	6	6	6	0	18

Scoring

UND-Josh Ostby 14-yard pass from Clay Wagner (kick failed).
UND-Tom Langer 24-yard pass from Wagner (pass failed).
Truman-Jarrett Anderson 3-yard run (pass failed).
UND-Jeff McElroy 16-yard pass from Wagner (pass failed).

Statistics	TRUMAN	UND
First Downs	20	18
Rushing Attempts	49	41
Rushing Yards	172	240
Passes	33-13-1	18-8-1
Passing Yards	115	80
Punts/Average	3/25.3	3/24.3
Fumbles/Lost	1/1	4/2
Penalties/Yards	3/15	1/5

Attendance: 3,520



The 1994 NCAA Division II Playoffs



1900- The Bulldogs clobbered Oaklawn Academy, 76-0, in the first official game played by the school and went on to post a 3-2-1 record.



1907- O.C. Bell was appointed as the first official coach by the College Board of Regents.

1908- Bell guided the Bulldogs to their second undefeated campaign, but the first perfect mark against a full slate of opponents.

1916- The Purple and White captured the championship of the original MIAA conference. They chalked up an 8-0-1 standard, under the tutelage of H.L. McWilliams.

1924- In the first year of the current MIAA Conference, the Bulldogs nabbed their first of 26 titles.

1929- The Bulldogs' 100th victory came at the expense of University of Northern Iowa, 14-0.

1931- The traditional rivalry between Truman and Northwest Missouri was intensified with the inception of the "Old Hickory Stick" trophy.

1934- The third consecutive undefeated season was logged by a Don Faurot-led team, which notched the school's eighth league crown.

1935- One of the longest winning streaks in college football history, 27 victories, was snapped by St. Louis University, 37-7.

1951- The Bulldogs shared the crown with Southwest Missouri as they recorded their best mark (7-1-1) since 1936.

1952- Only a 28-27 loss to Northwest Missouri (Maryville) prevented Truman from an outright conference title and a perfect record. However, Truman was still co-champions of the MIAA.

1953- Truman celebrated its 200th victory with a 27-7 trouncing of Southwest Missouri State.

1960- Halfback Dale "Paley" Mills climaxed a brilliant career in which he shattered 10 college division national records, setting a career rushing mark of 4,502 that would stand for 36 years in the MIAA and Truman record books.



1961- The Bulldogs concluded a 9-1 campaign with a 22-8 triumph over Parsons (Iowa) in the Mineral Water Bowl, their first postseason contest.

1965- Maurice "Red" Wade led Truman to its 18th MIAA title, the eighth under his direction.

1970- Victory No. 300 came over Central Arkansas, 24-14.

1971- The Bulldogs chalked up the school's third nine-victory season since 1900 by crushing Missouri-Rolla, 44-13. They also notched their 21st MIAA crown.

1975- Truman reversed a two-year losing trend by fashioning a 7-4 ledger and finished a surprising second in the MIAA pennant chase.

1976- For the first time in five seasons, the Bulldogs captured top conference honors, sharing the title with Southeast Missouri (Cape Girardeau).

1981- Truman won its first outright MIAA Championship since 1971.

1982- The Bulldogs captured their second straight conference title and won a bid to the NCAA Division II playoffs after being ranked fourth in the NCAA poll, the highest they had ever been ranked nationally.

1985- Truman claimed the schools 25th league crown since 1924 and finished 11th in the final NCAA Division II poll. As a team, they led Division II in passing and total offense, erasing nine DII

records.

1987- The Bulldogs' 400th win also captured the hickory stick for the third year in a row from Northwest Missouri. The final tally was 23-0.

1988- For the 26th time in the long history of Truman football, the program earned at least a piece of the conference title.

They shared the championship with Southeast Missouri State and Central Missouri State, the first time that the MIAA had crowned tri-champions in football.

1990- The Bulldogs overcame the adversity of penalties assessed by the MIAA for violation of rules and the tragic death of teammate Derringer Cade, and compiled a 9-2 overall record and made their first trip to the NCAA Division II playoffs since 1982. They finished the season with a ninth-place ranking in the DII poll, posted nine wins for the first time since 1982 and rolled up nine straight victories for the first time since 1933.

1992- For the second time in three seasons, Truman notched nine victories and qualified for the NCAA Division II national playoffs. The 9-3 Bulldogs ranked 16th in the final Division II poll.

1994- The Bulldogs made their third NCAA Division II national playoff appearance in five years. The 8-3 squad ranked eighth in the final Division II poll and produced four all-American players.

1996- Tailback Jarrett Anderson won the Harlon Hill trophy as the NCAA Division II Player of the Year, leading the nation in rushing and scoring. He put his name on 18 school, 12 MIAA and five NCAA records, finishing his career with 6,166 yards rushing. Ander-

son completed the season with 2,140 yards, the best season ever in DII at the time and the sixth-best at any level. The Bulldogs also lost the "Old Hickory Stick" for the first time in 11 years. It broke the longest possession streak in the history of the stick.

1998- Truman celebrated its 800th game by beating Southwest Baptist 31-14 in front of a homecoming crowd.

2001- The Bulldogs regained the Old Hickory Stick after a five-year hiatus and defeated 8th-ranked Northwest Missouri, 24-23. Truman also participated in its first-ever cliffhanger when it defeated Washburn on a 46-yard field goal with just six-tenths of a second on the clock.

2002- Wide receiver Andrew Blakley became the all-time Truman receiving leader, ranking second all-time in NCAA Division II and sixth in all divisions with 300 career receptions. During his career, he also totaled 3,458 yards for 22 touchdowns. Following the 2002 season, Blakley tied for the DII lead with 8.73 receptions per game, amassing 965 yards for 96 receptions his senior year.

Truman also picked up its 500th win, according to the NCAA, with a 27-23 victory over Missouri Western in the season finale.

2007- Saturday night football returns to Kirksville as new lights at Stokes Stadium are installed. Bulldog quarterback Matt Ticich uses the prime time stage to set a single-game total offense record with 516 yards in a 55-31 victory over Upper Iowa.

2008- Stokes Stadium receives a new artificial surface but construction/weather delays force the Bulldogs to play their first "home" game on the road at William Jewell College. The first game on the turf was Sept. 13th against Central Missouri.



OUTLOOK

COACHES

ROSTER

PLAYERS

08 REVIEW

RECORDS

HISTORY

OPPONENTS

MIAA

TRUMAN

1952 TEAM TWO POINTS SHY OF PERFECT SEASON

Not since 1936 has Truman finished a football campaign with a perfect record. However, one team, the 7-1-0 Bulldogs of 1952, missed achieving the feat by a mere two points.

Considered by some Truman followers as Maurice "Red" Wade's most talented crew, the Bulldogs lost just a 28-27 heartbreaking decision on Nov. 1 at Northwest Missouri. Until this struggle for the "Old Hickory Stick" on the Bearcats' homecoming day, Wade's men had captured six straight wins, five via the shutout route. They blanked Missouri Valley, 20-0, University of Missouri "B" team, 26-0, Western

Illinois, 19-0, Southeast Missouri, 18-0, and Central Missouri, 32-0.

Missouri Valley, a perennial NAIA power at that time, suffered its first home setback and worst defeat in 12 seasons at the hands of the 1952 Bulldogs.

A fired-up Northwest Missouri team posted three quick touchdowns in the first quarter before Truman recovered from the initial shock to forge ahead, 27-21. Then, the Bearcats scored on a pass play and kicked the game-deciding extra point.

The Bulldogs concluded the season with

their most prolific offensive assault, burying the Missouri-Rolla Miners, 52-19, and sharing the MIAA title with Northwest. For the campaign, Truman rolled up 213 points and surrendered only 61. Postseason invitations to the Refrigerator, Polio and Mineral Water Bowls were declined by the school.

Selected to the first all-MIAA team were quarterback Eddie Bender and center LaVerne "Horse" Dabney, who was also the recipient of the conference sportsmanship award. Bill Richerson, former chairman of the Truman Division of Health and Exercise Science and men's golf coach, was one of the Bulldogs' top running backs that year. Wade, Bender, Dabney and Richerson are also members of Truman's Athletics Hall of Fame, as well as their teammates Darrell Fouch and Mel Loncaric and assistant coach Ken Gardner.



FAUROT'S LAST CREW WAS AN IMPOSING MACHINE

Some followers of Truman football insist the 1934 Bulldogs were the greatest gridiron team ever produced by the University.

That may be an arguable statement, but the Purple and White squad of 70 years ago was without a doubt an imposing football machine. It was Don Faurot's last Bulldog crew before he moved to the University of Missouri (Columbia) to coach. It was also his third consecutive undefeated team at Truman.

The 1934 Bulldogs chalked up an 8-0-0 overall record while amassing 180 points and limiting their opponents to just 13. Truman's all-time longest winning streak is 27 in a row, and Faurot's warriors produced a string of 26 successive victories from 1932-34. The 27-game skein is the seventh-longest among Division II schools.

One of the most impressive conquests in 1934 was a 19-0 decision over formidable St. Louis University. The Bulldogs also blanked four other teams, including Southeast Missouri State, the team they had to beat in order to capture the league title.

Only Pittsburg State (Kan.) and Central Missouri scored on them that season.

The 1934 co-captains were tackle Jack Robinson, later a professional player, and quar-



terback Arnold Embree. They earned all-American, all-state and all-conference recognition that fall.

Faurot once said Embree was the most talented all-around back he coached at either Truman or Missouri.

A number of other members of the 1934 team also received all-state accolades. End

Robert Doyle was first-team all-state and guard Walter Roth, fullback Drexel Moody and center William Scholle were selected to the second all-state group. Making the all-state honorable mention list were end Delbert Maddox, center Lynn McHarg, tackle Carl Noble and halfback Martin Rhode. They all garnered some type of all-MIAA laurels as well.

Other Bulldogs chosen for all-conference honors included end Orville Towers, halfback Jay Lyle Faurot, guard Payne Muir, halfback Frank Hanna and quarterback Ralph Alexander.



DALEY "PALEY" MILLS LEFT MARK ON BULLDOG FOOTBALL

More than four decades ago, a 5-10, 175-pound running back from Hickman High School in Columbia stepped onto the Stokes Stadium turf at Truman State University to inaugurate an illustrious football career.

By the time Dale "Paley" Mills played his final game, a lot of fans throughout the nation knew of his exploits.

One only has to read his long list of records at Truman to understand why his old jersey number, 31, was retired in 1977.

At one time, Mills, who performed between 1957-60, held 10 NCAA marks. He led college division rushers in 1958 and 1959 and gained 4,502 yards in his career.

Mills, who still owned nine school and four conference records until 1996, is currently 30th among Division II career rushers. He ranks 30th in career scoring (407 points) and is 24th in career points per game (11.3) for all NCAA divisions. He is 13th in career points and eighth in career points per game among Division II leaders.

He was named to all-American teams by the Williamson Rating System (1959 and 1960) and the Associated Press (1960).

Maurice "Red" Wade, his college coach, once said the secret to Mills' success was his durability and his amazing balance as a runner. Except for one game as a senior, when he was sidelined for a few minutes with a broken tooth, he was never injured in college.

His brother, Billy, hung the "Paley" nickname on him. When Mills was about 8, he was involved in an accident at a trap-shooting range in which he was struck in the head by a clay pigeon. Seeing his unconscious brother on the ground, Billy called him "pale face," and the name was eventually shortened to "Paley."

Ironically, Dale Mills got his chance to start as a freshman when Billy sustained a mid-season injury.



MCWILLIAMS DESCRIBED AS "BIG MAN" MENTALLY, MORALLY AND PHYSICALLY



With the appointment of H.L. "Curly" McWilliams as coach in 1914, the sport of football was resumed after a two-year hiatus at what is currently Truman State University.

In the early 1900s, McWilliams was a standout on teams at what was then called the First Normal School. Many football observers of the early years indicated that he was one of the best backs to ever perform for the Bulldogs.

After receiving Pd.B. and M.Pd. degrees, McWilliams graduated from the University of Missouri (Columbia) with a bachelor's degree in law. At Missouri, he performed for the Tigers, drop-kicking a field goal in a 1913 game with Kansas to account for the only points in a 3-0 victory over the Jayhawks.

While on the staff at the First Normal School, McWilliams was also athletics director and coached the baseball and track programs.

However, it was guiding the gridiron teams for which he gained a solid reputation. His coaching record of 48-26-8 was the best for Bulldog football up to that time. Two of McWilliams' teams captured undisputed championships and three were conference co-champions.

The first of 21 titles claimed by the school as a member of the reorganized Mid-America Intercollegiate Athletics Association was notched by the 1924 team.

However, the undefeated 1916 squad was probably McWilliams' most famous. David Neal, Leo Petree, the team captain, and Alva Motter were all-conference.

When McWilliams resigned in 1925 to enter business, President Eugene Fair said, "No Missouri teachers college ever had so strong a coach."

But perhaps, one of McWilliams' students made the most fitting appraisal of the man.

"He is a big man, big mentally, morally and physically," the student said.



OUTLOOK

COACHES

ROSTER

PLAYERS

08 REVIEW

RECORDS

HISTORY

OPPONENTS

MIAA

TRUMAN

TWO-POINT LOSSES PREVENT 1965 BULLDOGS FROM UNDEFEATED CAMPAIGN

In 1965, the Truman football team won the Mid-America Intercollegiate Athletics Association championship with an 8-2 record. However, the Bulldogs saw a couple of heartbreaking, two-point road defeats spoil their quest for an undefeated season.

Truman suffered its first setback to nationally ranked Northern Illinois when both teams were undefeated.

The two teams traded the lead through most of the game until the Huskies scored what turned out to be the deciding touchdown with 1:40 showing on the clock to give them a 22-20 victory.

The Bulldogs rebounded from the hard-to-take loss to capture the MIAA title with five straight conquests.

However, their campaign finale was another bitter pill to swallow. They traveled to Fairfield, Iowa, for a confrontation with Parsons College.

Both teams were contending for a bid to the Pecan Bowl, an NCAA College Division regional playoff encounter in Abilene, Texas.

The Bulldogs jumped to a 21-7 halftime advantage on two passes from quarterback Rick Gorzynski to halfback T.J. Jackson and a one-yard plunge

by fullback Ron Villars.

Then, on the Wildcats' first possession in the third quarter, they scored on a 68-yard aerial. Later in the same period, they closed the gap to four points (21-17) on a 29-yard field goal.

With 1:25 left to play, Gorzynski punted to Parsons' Paul Read who returned it 55 yards for a TD. The Bulldogs did not threaten in the remaining seconds, and the jubilant Wildcats celebrated a 23-21 win.

Gorzynski, who finished the season with 1,399 passing yards, made the Associated Press Little All-America honorable mention team. Halfback Sharron Washington landed on the AP honorable mention list after rushing for 949 yards and scoring 96 points to leave him ranked among the top 10 point-producers in the nation that year.

A two-way lineman, Rich Rhodes, was named to the AP first-team. Three years later, Rhodes died while serving in the army in Vietnam.

The Bulldog offense was well-balanced in 1965, averaging 230.1 rushing yards per game and 166.5 yards passing. Truman ranked seventh in NCAA College Division total offense with a 396.6 average.

FAUROT CONSIDERED EMBREE HIS MOST VERSATILE BACK



When Don Faurot, former Truman and University of Missouri (Columbia) football coach, was asked to name the best all-around back to play for him, his reply probably surprised most people.

Faurot's answer was not Paul Christman, Bob Stueber or other outstanding ball carriers, who performed for Ol' Mizzou during his tenure.

The man he considered the most versatile back he coached between the mid-1920s and mid-1950s is Arnold Embree, who quarterbacked the Bulldogs from 1931-34.

It was during this period that Truman reeled off 27 victories in a row, the seventh-longest Division II winning streak.

Embree, from Marceline High School, could do it all on the football field, according to Faurot. He was team captain, calling offensive and defensive signals without help from the coach who could not send in plays at that time.

Once, against St. Louis University in a scoreless battle, Embree decided to go for a fake punt with the Bulldogs deep in their territory. Faurot's younger brother, Jay, the intended kicker, caught the Billiken defenders napping and scampered to the opponent 5-yard line before he was overhauled. Truman won the game, 19-7.

Another time against Southeast Missouri State, Embree called for an 11-man rush by the Bulldog defense. He tackled the Southeast ball-carrier for a 5-yard loss, and the momentum quickly swung to Truman's side. The final score read 13-0, in favor of the Bulldogs.

BULLDOGS IN THE PROS

Randy Besler, OG/OT
Calgary Stampeders (CFL), 1981

Rick Cash, DL
Atlanta Falcons, 1968
Los Angeles Rams, 1969-71
New England Patriots, 1972-73
Philadelphia Bell (WFL), 1974
San Antonio Wing (WFL), 1975

Lenvil Elliott, RB
Cincinnati Bengals, 1973-78
San Francisco 49ers, 1979-81

Russell Evans, WR
Seattle Seahawks, 1987 *
* Replacement player during strike

Tom Geredine, WR
Atlanta Falcons, 1973-74
Los Angeles Rams, 1976



Tom Geredine

Matt Heidmann, QB
New England Steamrollers (AF), 1988

Jason Hendrix, WR/LB
St. Louis Stampede (AF), 1995

Lloyd Henry, WR
Miami Dolphins, 1977-78
Saskatchewan Roughriders (CFL), 1979

Larry Jones, WR/DB
Washington Redskins, 1974-77
San Francisco 49ers, 1978

Chris Livingstone, QB
St. Louis Stampede (AF), 1995-96

Roland Mangold, OL
Montreal Alouettes (CFL), 1979-81
Toronto Argonauts (CFL), 1982-83
Montreal Concordes (CFL), 1983-84



Michael Morris, OC-LS
St. Louis Cardinals, 1987-88
Kansas City Chiefs, 1989
New England Patriots, 1989
Seattle Seahawks, 1990
Cleveland

Browns, 1990
Minnesota Vikings, 1991-99

Pat Murray, OL
Green Bay Packers, 2007
Seattle Seahawks, 2008
Denver Broncos, 2008 -

Craig O'Sadnick, S
Chicago Fire (WFL), 1974

Leo Petree, RB
Cleveland Tigers (APFA), 1920
Toledo Maroons, 1922

Steve Powell, RB
Buffalo Bills, 1978-79

Jack Robinson, OG/OT
Brooklyn Dodgers, 1935-36
Chicago Cardinals, 1936-37
Pittsburgh Pirates, 1938
Cleveland Rams, 1938

Marv Robinson, RB
Chicago Fire (WFL), 1974

Spencer Stevens, OC
Quad City Steamwheelers (AF), 2000-2001

AF-Arena Football
WFL-World Football League
APFA-American Professional Football Association



-A-

Garry Ackers 80
Willie Ackers 72,73
Steve Acton 63,64
Gilford Adair 85
Art Addison 83
Mike Afentoullis 92,93
Dan Ahern 80
Roger Alexander 07, 08
Jan Allen 86,87,88
Zac Allison 94,95,96,97
Devon Altomari 96
Chris Amick 95,96,97
Jeff Amundson 04,05,06
Clint Anderson 89,90
Jarrett Anderson 93,94,95,96
Nick Anderson, 08
Brian Archibald 00,01
Doug Arendt 85,86
Jim Arico 69
George Armstrong 66
Bill Armstrong 76
Tony Arrowood 91,92,93,94
Marvin Ates 82
Dennis Augustine 70
Art Austin 91,92,93,94
Dave Austinson 81,82
Harnish Ayora 08

-B-

Adam Backman 96
Demond Baine 92,93,94,95
Dennis Baldwin 71,72,73
Jack Ball 59,60,61,62
Randy Ball 70,71,72
Dennis Bardwell 80,81
Samuel Barnes 98
Rashaad Barnett 07, 08
Sean Bartlett 92
Kent Bates 88,89,90
Joe Battaglia 76,77
Tim Bauer 82,83,84,85
Tim Bauman 06, 07
Ken Bebermeyer 67,68,69,70
Tom Beegle 98
Fred Beiter 76,77,78
Ron Belew 67,68,69
Merlin Bell 72,73
Mike Bellers 85,86,87
Ron Belinski 66,67
Marvin Bembry 06, 07
Marc Bennett 00
Shawn Benson 85,86
Mike Berentes 67,68,69,70
Karl Berger 85
Anton Bernard 07, 08
Randy Besler 79,80
Justin Bever 04,05,06
John Bickers 71
Mike Bielic 65,66,67
Bill Biermann 93,94,95
Kevin Bigler 08
Anthony Binion 00,01
Jim Blacklock 58,59,60
Jimmy Blackmore 96,97,98,99
Darren Blair 79,80,81,82
Danny Blake 84
Andrew Blakley 99,00,01,02
Charles Blakley 67,68,69,70
Jason Bland 92
Willie Bledsoe 85,86,87
Kendrick Blue 07, 08
Rick Blume 86
Justin Bodenhausen 02,04
Ryan Bonner 03,05,06
Dave Bormann 81,82
Kurt Bormann 97,98,99
Garry Boyd 69
Matt Bramon 93,94,95
Chris Bray 94,95,96
Dan Bredenkoetter 00,01,02,03
Fabian Breland 94,95,96,97
Scott Bresaw 89,90,91
Keith Brigman 02,03

John Bringer 66,67,68,69
Jon Brooks 97,98,99,00
Anthony Brown 08
Charles Brown 68,69,70
Sterling Brown 98,99,00,01
Rod Brownell 90,91,92
Dick Brownlee 59,60,61,62
Charlie Brunette 07, 08
Dan Bryar 07, 08
Vernon Buckner 81
Tom Bueker 72,73
Darrell Buffington 75,76,77,78
Billy Bundy 00,01,02,03
Jerry Bureau 83
Jim Burchett 85,86,87,88
Dusty Burk 02
Matt Burel 06, 07, 08
Brian Burke 75,76,77,78
Dan Burke 86,87,88,89
Chris Burns 99,00,02
Terry Burris 84
Chris Burrows 84,87,88
John Busby 82,83,84,85
Tim Bussen 97,98,99
Pat Butler 64,65
Terrence Byrd 08
Willie Byrd 73,74,75,76

-C-

Derringer Cade 90
Timothy Cahill 84,85
Steve Caldwell 74
Charles Calhoun 77,78,79
Rick Calhoun 92,93,94,95
Tony Caloroso 79
Jack Calvert 80,81,82,83
Jayson Campbell 94,95,96
Chris Cannon 87,88,89,90
Shea Carr 07, 08
Marc Carson 87,88,89,90
Steve Carson 88
Jerry Carter 58
John Carter 58,59,60
Ken Carter 58,59
Rick Cash 67
Taylor Cates 96,97,98
Shane Cavanah 62,63
Wayne Chamberlain 72,73,74
Jason Chambers 96,97,98,99
Stanley Chandler 77
John Chargois 63,64,65
Kipp Chillag 89,90
Josh Chinn 98
Mike Christensen 91,92
Ramon Christopher 96,97,98,99
Allen Church 58,59,60,61
Dominic Churchill 83
Curt Cira 97,98,99,00
Pete Cirrintano 65,66,67,68
Derek Cislser 95,96,97
Erwin Clarence 94,95
Derek Clark 93,94,96
Pat Claywell 58,59,60,61
Chuck Clemens 83,84,85,86
Craig Clemens 87
Larry Clemens 61,62,63
Herb Clemons 59,60,61
Gregg Cleveland 85,86
Dan Clevidence 88,89,90
Joel Cockley 71
Lou Coco 64,65,66
Brian Coffee 92
Mark Coffin 83
Albert Coker 06, 07, 08
Dale Collier 60
Kevin Collins 79,80,81,82
Kevin Collins 98,99,00
Paul Comer 63,64,65,66
K.C. Conaway 90,91,92
Carl Cook 89,90
Jesse Cooper 04,05,06, 07
Matt Copeland 92,93,94,95
Randy Corbin 89,90,91
Bob Corno 62
Brian Cosmano 00,01

Clint Coulter 90,91
Andrew Cowherd 02
Bruce Craddock 64,65
Andy Cramer 90,91,92,93
Kerry Cramer 94
Bart Crawford 70
Brandon Crawford 07, 08
Bill Crews 93,94,95,96
Larry Crooks 66,67,68
Mark Cross 92,93,94,95
Don Cummings 67,68,69,70
Scott Cummings 82,83,84
Jake Cunningham 06, 07
Kelvin Cunningham 79,80,81,82
Mike Curran 72,73,74
Dan Curtis 94,95,96,97
Trent Cuthbert 82,83,84
Tom Cutlip 87,88
Ryan Czechowski 98
Jake Czeschin 00,02,03,04

-D-

Steve D'Antonio 07, 08
Mike Dahlberg 70,71
Dave Daniels 89
Daryl Danner 58,59,60
Darrell Darrow 72
Jim Dattilo 63,64,65
Phillip Davis 07, 08
Rufus Davis 58,59
Morgan Dawdy 93,94,95
Randy Dawson 69,70,71
Lloyd Dehner 66
Nick Della Vedova 91,92,93,94
John DeLuca 66
Kirby DeMoss 97,98,99
Bill Dennis 69,70
Nate Derrell 71,72
Neil Derrick, Jr. 80
Mike Devine 04,06,07, 08
Dave Diehl 74,75
Barry Diest 66
Owen Doak 87,89,90,91
Greg Dolence 78,79
Anthony Donnelly 00,01
Eric Donohoe 01
Lance Dorsey 99,00,01
Dennis Doss 80,81
Gary Doss 71,72,73
Dennis Dublin 80,81,83
Jason Douglas 02,03,04,05
John Douglas 84,85,86,87
Marlowe Douglas 90,91
Rusty Drawing 02,03,04
Keith Driscoll 76,77,78,79
Gary Drury 83,85,86
Dan Dudley 74
Jonathan Duffy 04,05,06
Pat Duggan 63
Corey Durbin 92
Marty Durbin 66
Dallas Duwa 84,85
Brandon Dwellingham 93

-E-

A.J. Eads 03
Paul Eckhoff 80,81,82,83
Mark Egofske 81,82,83
Ray Eickmeyer 58,59
Glenn Einspazier 73,74
Mike Elliott 08
Lenvil Elliott 69,70,71,72
Pat Elliott 66,67
Vanness Emokpae 06,07
Geoff Engen 71,72
Steve Ernst 75,76

Greg Erson 69,70,71
Roketi Esau 85,86,87
Eric Ess 98,99,00,01
Luther Eta 07
Gary Evans 72,73,74,75
Nelson Evans 94,95,96,97
Russell Evans 83,84,85,86

-F-

Don Faaiuas 82,83,84
Tayton Fain 98,99,00,01
Rich Fairchild 95,96
Leonard Fagan 77
James Farrell 64,65,66,67
Momi Fearn 96,97,98,99
Garret Feig 07
Kent Fensom 74,75,76,77
Tyler Fenton 07
Robbie Ferree, Jr. 76
Pat Fine 84,85,86,87
Tim Fine 84,85,86
Kyle Fischer 96
Mike Fitzpatrick 64
Vince Fitzpatrick 92,93
Robby Flanagan 90,91,92,93
Jeff Fleckenstein 81,82
Dave Fleer 71,72,73
Andy Fleisher 97
Bob Fletcher 78,79
John Forbes 71
Jason Forrest 94,95,96,97
Dave Forsythe 79,80,81,82
Justin Foster 06
Geary Francis 74
Phil Francois 08
Steve Franklin 71,72
Jon Frantz 05,06,07,08
Anthony Freeman 08
Bill Frencl 85
Dave Friese 86,87,88,89
Ryan Fritsch 93
Jeff Frost 87,88,89,90
Jeff Fuller 90,91,92,93
Al Fulton 69,70,71,72
Ron Furgason 80,81,82,83

-G-

Graydon Gaines 06,07,08
Ted Gallion 72
Jeff Gantt 73
Rich Garr 86
Eddie Garrett 91,92,93,94
Rusty Garrett 65,66,67,68
Jim Garwood 88
Garry Geisz 74,75,76,77
John Gephardt 70,71
Tom Geredine 69,70,71,72
Tony Gerke 89
Jerry Germain 60,61,62,63
Jon Gialds 06,07,08
Bob Gibson 70,71
Larry Giglio, Jr. 03,04,05,06
David Gilbert 91
Dale Gildehaus 70,71,72
Doug Gildehaus 81,82
Tim Gildehaus 80,81,82
Andre Gillespie 82,83,84,85
Ralph Gleissner 66,67
Kyle Glenn 05,06,07
John Glore 62,63,64
Greg Godi 89,90,91,92
Roosevelt Goliday 80,81,82,83
Kevin Gorgal 84,85,86,87
Rick Gorzynski 65,66,67
Dave Grant 61,62,63,64
Pete Grathwohl 75,76,77,78
Ben Gray 97,98,99
Ronald Gray 79
Walter Green 73,74
Derek Greening 97
Mark Grider 91,93,94
Scott Griffith 85,86
George Grimshaw 61,62,63
Pat Grimshaw 85,86,87,88

Tony Grosso 74,75,76
Tom Gruening 68,69
Paul Grutter 91,92,93,94
Jared Gudehus 92,95
Keith Gudehus 87,88,89
Ted Guisinger 01,02,03,04
Jim Guntli 93,94,95,96
Chad Guthrie 89,90,91,92

-H-

Tom Haddox 00,01
Fred Haeger 74,75,76
Mark Hageli 90,91,92
Bruce Hall 73
Keith Hall 83
Bob Haller 58
Les Hammers 05,06,07,08
Bill Hammock 64,65
Jack Hammock 58
Greg Hampton 81,82,83
Mike Hannah 87,88
Dave Harkin 90
Ryan Harkin 92,93,94,95
Walt Harmon 66,67
Matt Harnisch 80
Mike Harris 77,78
Mike Harris 00,01
Lennie Harrison IV 02
Todd Hart 87,88
David Hartman 88
Jerry Hartsock 78,79,80
Donald Harvey 08
Brian Hattendorf 79,80,81
Kevin Hayes 80,81
Tim Hayes 71,72,73
Tom Hayes 81,82,83
Mike Hazen 94,95,96,97
Danny Healy 80
Chris Hegg 84,85
Matt Heidmann 84,86,87
Marc Heinecke 00,01,02,03
Jason Hendrix 91,92,93,94
Kurt Henriksen 95,96,97,98
Corie Henry 93,95
Lloyd Henry 75,76,77
Phillip Henry 05,06,07,08
Mike Hentges 93
Bob Hepker 68,69,70
Tommy Hernandez 95,96,97,98
Dolfi Herscovici 74
Brad Hester 88
Scott Hibner 85,86,87,88
Geoff Hiddleston 90,91,92,93
Peter Higgins 80
Austin Hills 02,03,04
Greg Himmelman 79,80,81
Derek Hobbs 03,04
Herb Holler 63,64,65
Kevin Hollinger 97,98
Eric Holm 78,79,80
Steve Holman 03,04,05,06
John Homeyer 79,80,81,82
Mike Hooker 69
Dennis Horstmann 74
Jamie Hoskins 91
Craig Hounsom 89,90
Eric Howe 98,99,00,01
Craig Hudson 93,95,96,97
Quantrell Huff 96,97
Debrian Hughes 98
Stanley Hughes 77,78
Bill Hull 68
Scott Hull 91,92,93,94
Ted Hunt 72,73
Christian Hutson 94,95,96

-I-

Ray Inge 72,73
Dave Inness 87,88
Tony Ippolito 75,76,77,78
Mark Irby 94,95,96,97
Gary Isaia 86,87,88
Rich Isett 58,59
Carlos Ivy 92,93

OUTLOOK

COACHES

ROSTER

PLAYERS

08 REVIEW

RECORDS

HISTORY

OPPONENTS

MIAA

TRUMAN



-J-

Gareth Jackson 08
Henry Jackson 80
T.J. Jackson 63,64,65
Glen Jacobs 89,90
Harold James 71,72,73
Steve James 79,81,82
Jason Janusz 96,97,98,99
Ernie Jenkins 76,77
Geoff Jensen 99,00,01,02
Larry Johnsen 64,65,66
Arthur Johnson 87
Aubrey Johnson 67,68,69,70
Billy Johnson 85
Bryan Johnson 99,00,01
Deric Johnson 96,97,98
Micah Johnson 01
Tom Johnson 79
Jeff Johnston 87,89,90
Tom Johnston 90,91,92
Gary Jones 75
Jack Jones 59,60,61
Larry Jones 71,72,73
Walt Jones 89,90,91,92
Pat Jones 75
Steve Jones 86
Randy Jones 61,62,63
Willie Jones 63,64,66
Courtney Jordan 05,06
Steve Jurkins 68,70
Steven Jurkovic 06,07,08

-K-

George Kaleta 67,68,69
Mark Kamphoefner 02,03,04,05
Tom Kasper 88,89,90,91
Eddie Kelly 61
Tom Kelly 68,69
Jerry Kelley 61,62,63
John Kennedy 63,64,65
Melvin Kennedy 78,79
Phil Kenney 06,07,08
Derek Kent 00,01,02,03
Joe Kersting 74
Josh Kilcrease 04,05
Glen King 83,84
Larry King 81,82
Ryan King 05,06,07,08
Theopolis King 61
Joe Kinsella 74,75
Jeff Klee 96,97,98,99
Greg Klipsch 01,02,03
Doug Knigge 99,00
Craig Knoth 00,01,02,03
Doug Kolb 84,85,86,87
Jason Koltz 91,92,93,94
Jeff Koroknay 69,70
Justin Kovarsky 92
John Kraemer 78,80
David Kramer 88,84,85,86
Tim Krause 92,93,94
Doug Kreighbaum 76,77,78,79
Ron Krueger 60,62
John Kruse 83,84,85,86
Joe Kummer 01

-L-

Gary Lacey 68,69,70
Steve Lahay 69
Dalen Lamer 87
Mike Lausue 74,75,76,77
Demetrius Lavant 08
Philip Lay 00
James LeMay 97
Austin Lepper 99,00,01,02
Ligo Letuli 79,80,81,82
Peter Leu 65
Jerard Leverson 02,03,04,05
Bob Levy 68,69
Darryl Levy 84
Judd Lienhard 99,00,01,02
Randy Lierman 80

Marc Lillibridge 90
Ron Lillquist 66,67,68
Mike Lingaton 75
Eric Littles 07
Chris Livingstone 91,92,93
Elijah Lockhart 79,80,81,82
Terry Loges 85,87
Frankie Lolli 83,84
Andy Long 88
Michael Long 05,07
Aaron Lowe 03
Andy Lowe 64,65,66
Shaun Lowery 00,01,02,03
Josh Lucas 04
Keith Lucier 93
Ryan Ludwig 95,96,97
Scott Luecker 83,85
Kirk Lueken 74
Jerry Lybarger 67,68
Fred Lyles 59,60,61,62
Steve Lyons 03

-M-

Mark Macleod 82,83
Roland Mangold 75,77,78
Matt Marble 00,02,03
Tony Marek 96,97,98,99
Jim Marischen 98,99,00,01
Chuck Martin 75
Dave Martin 63,64,65
Chris Martinek 02,03
Bill Marzullo 88,89
Robert Massop 05,06,07,08
Michael Masucci 06,07,08
Larry Mathews 59
Matuu Matuu 84,85,86
Corey Maxwell 86
Quentin Maxwell 58
Greg May 89
Josh Mayson 03,04,05,06
Richard Mayson 03,04,05,06
Mark McAdams 97,98,99
Shad McChesney 07
Mike McClintock 72,73
J.D. McCloskey 01,02,03,04
Tyrone McCormick 04,05,06
James McCoy 87,88,89
Marcus McCoy 89,90,91,92
Russ McDaniels 97,98,99
Ricky McDermott 83
Danny McDonald 98
Larry McFall 91
Mike McGinty 59,60
Larry McGlaughlin 68,69
Brian McGovem 80,81,82,83
Mike McHugh 97,98
Stewart McIntyre 93
Richard McKeon 66
David McKeown 91
Jason McKnight 94,95,96
Matt McKnight 88,90,91,92
Josh McLeod 08
Ryan McNally 93
Craig McPartlin 93,94,95,96
Milton McPike 58,59,60,61
John McRae 88
Rick McReynolds 76,77,78
Keith Meadows 74,75,76
Alec Meinke 79,80,81,82
Bill Menge 66
Randall Mercer 98
Lynn Mergen 87,88,89,90
Robert Merriman 89,90,91,92
Mark Mesplay 87,88,89
Adam Meyer 99,00,01
Jerry Meyer 65,66,67,68
Paul Meyer 74,75
Ted Michael 60,61,62,63
Ralph Miklas 75
Mike Miletich 87,88,89
Alex Miller 06
Charles Miller 58,59,60
Kevin Miller 69,70,71,72
Meko Miller 91,92,93,94

Dale Mills 58,59,60
Maurice Minervini 62,63,64,65
Nate Minnis 94,95,96,97
Joe Minton 59,60,61,62
Jeff Mohror 95,96
Brandon Montgomery 99,00,01
Mike Moore 92,93
James Morgan 88,89
Tim Moriarity 81
Bill Morris 84,85,86,87
Donald Morris 82,83,84
Mike Morris 79,80,81,82
Sean Morris 02,03,04
Craig Morton 71,72
Greg Morton 73,74,75
Janks Morton 59,60,61,62
Demetrius Mosley 83,85
Damon Motley 98,99,00,01
Mike Mowen 01,02,03,04
Mitch Mulch 80,81
John Mulchrone 76,77
Troy Murdock 86,87,88
Chad Murray 94,95,96,97
Pat Murray 03,04,05,06
Ernie Myerson 84,85,86,87
Mike Myerson 93,94,95,96

-N-

John Naeve 97,98,99,00
Bob Nalewajk 93,94,95
Nick Nathan 05,06,07,08
Beau Nelson 01,02,03,04
Erik Nelson 94,95,96,97
Matt Nelson 92,93,94,95
Gregg Nesbitt 78,79
Brian Neubauer 80,81,82,84
Gary Neubauer 85,86,87,88
Gary Newcomb 67,68
John Newcomb 63,65,66,67
Toko Nguyen 97,98,99,00
Jeff Nichols 94,95,96
Jay Nickell 75
Terry Nickles 66
Harold Nobles 73
Grant Norland 03
Trey Norris 03
Dave Northington 86,87,88,89
Paul Nusbaum 82,83

-O-

Paul Oakley 61,62,63,64
Timothy O'Brien 87
Rodney O'Bryan 71,72,73
Greg Oder 82,83
Jody Ogden 86
Ryan Okenfuss 99,00
Richard Oline 07,08
Walt Olinger 62,63,64
Wayne O'Neal 58,59,60
Kaine Onwuzulike 93
Michael Oostendorp 85
Jose Orozco 87
Jim Orsulak 96
Craig O'Sadnick 70,71,72,73
Tom Osborn 00,01,02
Rich Otte 80,81,82,83
Ethan Owens 96,97,98,99

-P-

Dan Paic 88,90
Keith Painter 02,04
Benny Pardue 88,89,90
Ken Parker 68
Michael Patnode 04,05
Craig Patton 77,78,79,80

Dave Paxson 81,82,83
Tyler Paytas 04,05
Brent Pearlman 88,89
Anthony Pearson 79
Samuel Pearson 84
Mac Pendleton 66,68
Brad Pennington 97
Gerald Perkins 58
Jack Perrin 58
James Perry 03,04,05,06
Mike Petricca 77,78
Roy Pettibone 80,81,82
Michael Phillips 07,08
Wyatt Pickering 00,01
Jeff Pickett 77,79
Andrew Pitts 03,04,05,06
Ryan Ploesser 07,08
Mike Pope 01,02
Jerry Porter 58
Andy Posey 90,91
Max Pott 04,05
R.E. Potts 58,59
Jeff Poulos 03
Steve Powell 74,75,76,77
Ken Powers 67,70,71
Leon Price 74,76
Curtis Prusha 99,00
Alfonso Pugh 99,00,01,02
Dan Pugh 67

-Q-

Dave Quentin 89,90,91

-R-

Josh Raaz 98,99,00
Drew Ramaker 01,02,03,04
Steve Rampy 75,76,77
Joey Ratliff 85
Marti Rave 74,75,76,77
Clifton Ray 62,63,64,65
Joe Ream 73,74,75
Darryl Reddick 03,04,05,06
Michael Redding 99,00,01,02
Bob Redlinger 74
Brenton Reese 07,08
Michael Reese 82
Richard Reeves 66,67
Roland Reeves 02,03,04
Charles Reid 60
Charles Reighard 72
Adam Reynolds 08
Jim Rhodes 58
Rich Rhodes 62,63,64,65
Ivan Rhone 74
Bob Richards 62,63
Royden Richards 83,84,85
Mike Richardson 62,63,64,65
Greg Rideout 87,88,89,90
Morris Rideout 63
Gregory "Dwayne" Riley 06
Chris Rimer 08
Jason Riney 98,00,01
Kenny Robbins 92,93,94
Scott Roberts 90,91,92
Tom Roberts 72,73
Pete Robertson 70,71
Bob Robinson 72,73,74,76
Bill Robinson 71
Marvin Robinson 70,71,72,73
Tim Rockhold 87,88,89
Jason Rodeghero 96
Derek Rodriguez 04,06,07,08
Mike Rogers 77,78,79
Todd Rohler 86,87,88
Shayne Rollins 89,90,91
Jason Rollison 94,95,96,97
Matt Rose 95,96,97
James Ross 94,95,96,97
Mike Roos 90,91,92,93
Zach Rotello 03
Don Rowden 63,64,65
Dave Rowles 74
Scott Rudel 92,93,94
Marty Rue 64

-S-

Ricky Ruff 86,87,88
Nick Ruud 99,00,01,02
Eric Ruzicka 07,08
Bill Sanders 60,61,62
Jeff Sanders 05,06
Brian Sattler 98,99,00,01
Chris Sauer 98,99,00
Dominick Scalise 01,02,03
Jim Scanlan 58
Mark Schell 94,95,96,97
Ed Schlieff 60,61,62,63
Dennis Schmidt 77,78
Jeff Schmidt 93,94
Brad Schrader 83
Brett Schrey 98,99
Brian Schroeder 97,98,99
Pete Schroeder 92
Richard Schroeder 05,06,07,08
Larry Schueler 58
Terry Schulte 73,74
Dan Schulze 83,84
Leon Schutze 58
Karega Scott 93,94,95,97
Mike Scott 71,72
John Scripsick 71,72
Bill Seman 62,64,65,66
Gary Semple 74
Jody Shannon, 84
Brian Shaw 90,91
Colin Shaw 00,01,02,03
Dan Sheehan 83,84
Dan Shelby 80,81,82
Mike Shelden 03,04,05,06
Paul Sherod 83,85,86,87
Don Shoemaker 58
Scott Showers 92,93,94
Joel Shumate 98,99,00
Pete Simpson 85,86
Demar Sims 79
Kent Sincox 71,72,73
Mark Sissom 74,75,77
Dennis Sissom 60,61,62,63
Hank Sitkiewicz 08
Greg Skinner 68,69,70
Pat Slavin 91,92
Ben Slentz 97,98
Chris Smith 87,89
Jerry Smith 68,69
Justin Smith 03,04,05,06
Leo Smith 97,98,99,00
Marion Smith 93,95,96
Scott Smith 02
Aaron Smoot 02
Mark Sobol 75,76,77,78
Larry Sommer 76,77,78,79
Jeff Spencer 82,83
Aaron Speropoulos 03,04,05
Rich Stallings 66,67,68
Mark Standage 02,03,04
Ron Stark 59,60,61
Bob Stauffer 58
Tyce Stebbins 97,98
Brandon Steele 92,93,94
Dan Stehle 67
Eric Sternberg 06,07,08
Donald Stevenson 05,07,08
Spencer Stevens 95,96,97,98
John Stever 87
Eric Stewart 02,03
Steve Stock 59,60
Stuart Stone 63
Gerald Stovall 84,85,86,87
Raphael Stovall 05
Ed Stowe 84,85,86,87
Jeff Stowe 80,82
Galen Stratton 88
Gary Strauss 83
Bill Strickler 88,89,90
Tim Stull 81,82,83,84
Gary Stutzman 60,61
John Suell 66,67,68,69
Ryan Summers 08



Ryan Sullivan 99,01
Quinn Sullivan 03,04,05
Kyle Supianoski 06,07
Andy Swedenhjelm 05,06,07,08
Carl Swenson 99,00,01,02
Baxter Swiley 94,95,96

-T-

Johnny Tate 91
Bruce Taylor 63,64
Kelly Taylor 96,97
Norman Taylor 61
William Taylor 61
Erik Tellefson 94,95,96
Josh Terrian 04,05,06
Chandler Terry 03,05,06
James Thabouteau 04,05,06,07
Robert Theard 79
Jason Thier 05,06,07,08
Ezra Thompson 76,77,78
Freddie Thompson 80,81,82,83
Steve Thompson 91,92,93,94
Matt Ticich 06,07,08
Toby Timion 85,87
Doug Timm 60,61,62
Rick Tippitt 72,73
Larry Tisdale 84,85
Dick Tohlen 68
Dan Toney 88
Craig Towbin 79,80
Greg Trachsel 92,93,94,95

Robert Triulzi 80
Nate Truelson 88,89,90,91
Rod Tucker 73
Mark Turner 72,73
Dan Tweeton 08

-U-

Kevin Urbatsch 84,85,86,87
Mark Uthlaut 73,74

-V-

Mike Vaia 61,62,63
Joel Van Maaren 01,02,03,04
Calvin Van O'Linda 07
John Vassar 79,80
Emmett Vaughn 74
Mike Vaughn 94,95,96,97
Nathan Vickers 07,08
Ron Villars 63,64,65
Cole Voigt 03,04,05,06
Ricky Voss 88,89

-W-

Cecil Waddell 82
Chick Waddell 69
David Waddell 83,84
Frank Wagner 67,68,69
Tyree Wagner 83
Fontaine Walker 89,90,91,92
Gene Walker 66

Jerald Walls 86
Justin Walter 99,01
Bob Walters 66
James Walton 02,03,04,05
Jon Walton 78,79,80,81
Jack Ward 59,61,62
Andre Washington 78,80
Sharron Washington 64,65,66
Dave Waterkotte 71,72,73
Bryan Waterman 60,61,62
Bob Watts 60,61,62
A.J. Weber 01,02,03,04
Bruce Wehner 83,84
Nick Weite 99,00,01,02
Kenneth Weik 82
Paul Wernsman 78,79
Larry West 89
Nick West 02,03
Gary Whitesides 75
Jerry Whiteside 58
Warren Whitis 71,72,73
Vernon Whitlock 86
Lloyd Wiese 67,68,69
Ron Wiggins 58
Jim Willett 64,65,66
Darnell Williams 03,04,05,06
Don Williams 74
Gregg Williams 77,78,79
James Williams 07,08
Sean Williams 95,96
Tom Williamson 72,73,74,75
Jake Willrich 99,00,01,02

Steve Wilmesherr 73
Ben Wilson 01,02,03,04
Greg Wilson 68,69
Steve Wilson 98,99,00
Praites Wilson 77
David Winslow II 02
Mike Wishon 96,97,98,99
Todd Wolfe 96,98,99
Gary Wolke 76,77
Ron Wood 74
Rusty Wood 02,03,04
Boyce Wooley 68,69
Mark Wray 85
Dominick Wright 98,99,00,01

-X,Y,Z-

Mike Yancey 80,81,82,83
Tameem Yehyawi 00,01,02,03
Bret Yoder 94,96,97,98
Dennis Yokeley 80
Marcus Yokeley 02,03,04,05
Jim Young 63,64,65
Pat Zerwig 88,90
Paul Ziegler 88
Scott Zornes 79
Dennis Zulpo 73,74
Bob Zumbahlen 80,81

* Letterwinner records currently date back to 1958

ALL-TIME COACHES



Todd Kirk
1903-06



O.C. Bell
1907-09



C.B. Simmons
1910-11



H.L. McWilliams
1914-25



Don Faurot
1926-34



Fred Faurot
1935-37



Earl Svendsen
1938



Malcomb Eiken
1939-41



Vincent Gehringer
1945



James Dougherty
1945-50



Maurice Wade
1951-66



Marv Braden
1967-68



Russell Sloan
1969-71



Randel Lukehart
1972-74



Ron Taylor
1975-78



Bruce Craddock
1979-82



Jack Ball
1983-89



Eric Holm
1990-04



John Ware
1995-03



Shannon Currier
2004-2008



Aaron Vlcko
2009 - Present



OUTLOOK

COACHES

ROSTER

PLAYERS

08 REVIEW

RECORDS

HISTORY

OPPONENTS

MIAA

TRUMAN

ALL-TIME SCORES

OUTLOOK

COACHES

ROSTER

PLAYERS

08 REVIEW

RECORDS

HISTORY

OPPONENTS

MIAA

TRUMAN



1900 (3-2-1)		
Captain: B.P. Six		
11/2 at Oaklawn	W	76-0
11/12 vs. Shelbina ¹	W	6-0
11/16 vs. Kirksville HS ¹	L	5-11
11/19 vs. Kirksville Osteopathic ¹	L	0-29
11/23 vs. Missouri-Columbia ¹	T	0-0
11/29 vs. Labelle ¹	W	21-0

¹ - Location unknown

1903 (3-0)		
First Intercollegiate Team		
Unofficial Coach: Todd Kirk		
Captain: J.T. Miller		
Central Methodist	W	27-2
Westminster	W	18-0
William Jewell	W	12-6

1904 (2-2)		
Unofficial Coach: Todd Kirk		
Captain: S.C. See		
William Jewell	W	6-0
Kirksville Osteopathic	W	5-0
at William Jewell	L	0-5
at Missouri-Columbia	L	0-6

1905 (2-2-1)		
Unofficial Coach: Todd Kirk		
Captain: H.L. McWilliams		
Amity	W	11-5
Central Missouri	W	12-6
William Jewell	T	0-0
at Missouri-Columbia	L	0-6
at Tarkio	L	0-23

1906 (3-2)		
Unofficial Coach: Todd Kirk		
Captain: George Israel		
Southeast Missouri	W	26-6
Central Methodist	W	13-6
at Western Illinois	W	8-0
at Missouri-Columbia	L	4-23
Central Missouri	L	10-15

1907 (3-1)		
Coach: O.C. Bell		
Captain: Unknown		
Westminster	W	11-0
Western Illinois	W	10-5
William Jewell	L	4-33
Central Methodist	W	4-0

1908 (8-0)		
Coach: O.C. Bell		
Captain: Bryce Fell		
at Central Methodist	W	20-6
at William Jewell	W	5-0
at Westminster	W	45-0
Amity	W	49-0
Northwest Missouri	W	63-0
Tarkio	W	36-0
Southeast Missouri	W	9-0
Central Methodist	W	40-0

1909 (2-6)		
Coach: O.C. Bell		
Captain: L.T. Spurgeon		
vs. Central Missouri ¹	W	2-0
at Westminster	W	10-5
Central Methodist	L	0-29
at Missouri-Rolla	L	0-21
Central College	L	6-12
vs. Southeast Missouri ¹	L	0-6
vs. William Jewell ¹	L	0-49
vs. William Jewell ¹	L	0-1#

Truman forfeited after leaving field

¹ - Location unknown

1910 (3-4)		
Coach: C.B. Simmons		
Captain: Rowland Marston		
10/1 Missouri Valley	W	2-0
10/8 Iowa Wesleyan	W	6-3
10/15 Central Missouri	L	0-11
10/22 at Westminster	L	5-8
10/29 Central Methodist	L	6-18
vs. Des Moines ¹	W	22-0
11/24 at Southeast Missouri	L	0-51

¹ - Location unknown

1911 (0-5)		
Coach: C.B. Simmons		
Captain: Woodson Tallman		
Iowa Wesleyan	L	0-3
at William Penn	L	0-26
Westminster	L	0-10
Central Missouri	L	3-5
at Central Methodist	L	3-18

1914 (0-4)		
Coach: H.L. McWilliams		
Captain: R.E. Valentine		
10/9 at Des Moines U.	L	0-45
10/23 at Westminster	L	0-39
10/30 Central Methodist	L	0-12
11/6 Central Missouri	L	0-76

1915 (1-4)		
Coach: H.L. McWilliams		
Captain: Unknown		
10/8 Westminster	L	7-37
10/15 at Central Methodist	L	6-25
10/29 Missouri Valley	W	38-0
11/13 at William Jewell	L	0-28
11/19 at Missouri Wesleyan	L	0-14

1916 (7-0-1)		
Coach: H.L. McWilliams		
Captain: Leo Petree		
10/7 at Missouri Valley	W	14-0
10/13 Central Methodist	W	19-7
10/20 at Culver-Stockton	W	12-6
10/27 Missouri Wesleyan	W	20-0
11/3 at Westminster	W	25-0
11/10 William Jewell	W	14-12
11/18 at Southwest Missouri	T	6-6
11/30 Northwest Missouri	W	92-0

1917 (1-5)		
Coach: H.L. McWilliams		
Captain: Roland Zeigel		
10/19 at Central Methodist	L	12-14
10/26 Southwest Missouri	L	0-23
11/2 Westminster	L	6-12
11/9 at William Jewell	L	0-33
11/16 at Missouri Wesleyan	L	6-31
11/29 at Northwest Missouri	W	35-0

1919 (3-2-2)		
Coach: H.L. McWilliams		
Captain: Virgil Graves		
10/3 Culver-Stockton	W	40-0
10/10 at Tarkio	T	6-6
10/17 Northwest Missouri	W	87-0
10/24 at Trenton	W	20-0
10/31 Missouri Wesleyan	L	0-19
11/14 at Central Methodist	L	6-14
11/27 Central Missouri	T	0-0

1920 (7-1)		
Coach: H.L. McWilliams		
Captain: Virgil Painter		
10/1 Kirksville Osteopathic	W	14-7
10/8 at Culver-Stockton	W	41-0
10/15 Westminster	W	14-0
10/22 Central Methodist	W	6-0
10/29 Tarkio	W	7-3
11/5 at Missouri Wesleyan	L	0-14#
11/19 at Missouri Valley	W	70-0
11/25 at Central Missouri	W	28-0

- Later forfeited to Truman

1921 (7-2)		
Coach: H.L. McWilliams		
Captain: James Murphy		
9/30 at Northwest Missouri	W	13-0
10/8 Illinois College	W	16-13
10/14 at Tarkio	W	34-3
10/21 Kirksville Osteopathic	L	6-28
10/28 at Westminster	W	6-0
11/4 Culver-Stockton	W	20-0
11/11 at Central Methodist	L	7-13
11/18 Missouri Valley	W	20-0
11/24 Central Missouri	W	7-0

1922 (6-0-2)		
Coach: H.L. McWilliams		
Captains: Charles Draper, Paul Miller		
10/6 at Northwest Missouri	W	18-0
10/13 Missouri Wesleyan	W	13-7
10/20 at Culver-Stockton	T	0-0
11/3 Westminster	W	33-7
11/10 Central Methodist	W	28-6
11/18 at William Jewell	T	0-0
11/24 at Missouri Valley	W	10-7
11/30 at Central Missouri	W	13-6

1923 (5-4)		
Coach: H.L. McWilliams		
Captain: Charles Draper		
9/28 Chillicothe Business	W	21-0
10/5 Iowa Wesleyan	W	26-7
10/12 Kemper Military	W	6-0
10/19 at Northwest Missouri	L	7-15
10/26 at Missouri Wesleyan	L	0-24
11/2 Kirksville Osteopathic	W	26-7
11/10 at Central Methodist	W	28-7
11/17 vs. William Jewell ¹	L	0-20
11/29 Central Missouri	L	0-2

¹ - in Kansas City, Mo.

1924 (4-3-2)		
Coach: H.L. McWilliams		
Captain: Theodore Holman		
10/3 at Chillicothe Business	W	6-0
10/10 at Kemper Military	L	0-17
10/17 at Iowa Wesleyan	L	6-7
10/24 Kirksville Osteopathic	L	0-25
10/31 Northwest Missouri	W	14-0
11/7 Central Methodist	W	20-0
11/14 Southwest Missouri	T	0-0
11/21 at Southeast Missouri	W	10-3
11/27 at Central Missouri	T	7-7

1925 (6-2-1)		
Coach: H.L. McWilliams		
Captain: Goose Barker		
10/3 Chillicothe Business	W	7-0
10/9 Kemper Military	W	17-0
10/16 at Northwest Missouri	L	3-12
10/23 at Wentworth Military	W	38-6
10/30 Central Missouri	T	0-0
11/6 at Southwest Missouri	L	0-10
11/13 at Culver-Stockton	W	10-7
11/20 Southeast Missouri	W	42-0
11/26 Kirksville Osteopathic	W	21-0

1926 (7-1)		
Coach: Don Faurout		
Captain: James Williamson		
10/1 at Kemper Military	W	33-0
10/8 at Westminster	W	13-0
10/15 Culver-Stockton	W	31-7
10/22 at Southeast Missouri	W	23-0
10/29 Northwest Missouri	W	51-7
11/5 at Central Missouri	L	12-19
11/12 Southwest Missouri	W	44-7
11/25 Kirksville Osteopathic	W	22-14

1927 (8-1)		
Coach: Don Faurout		
Captain: James Chevalier		
9/30 at Central Methodist	W	7-6
10/7 Westminster	W	21-0
10/14 at William Penn	W	26-6
10/21 Central Missouri	W	19-13
10/28 vs. Emporia State ¹	L	13-16
11/4 at Southwest Missouri	W	6-0
11/11 Chillicothe Business	W	42-3
11/18 Southeast Missouri	W	80-0
11/24 at Northwest Missouri	W	54-6

¹ - Location unknown

1928 (7-2-1)		
Coach: Don Faurout		
Captain: Orval Craig		
9/28 Central Methodist	W	6-0
10/6 William Penn	W	60-0
10/12 at Chillicothe Business	W	27-0
10/19 at Central Missouri	W	13-7
10/26 Westminster	L	0-7
11/2 Southwest Missouri	T	0-0
11/12 at Parsons	W	33-13
11/17 vs. Emporia State ¹	L	0-8
11/23 at Southeast Missouri	W	13-0
11/29 Northwest Missouri	W	33-7

¹ - Location unknown

1929 (5-3-1)		
Coach: Don Faurout		
Captain: Harold Protiva		
9/28 at Chillicothe Business	W	6-0
10/4 Missouri S&T	L	12-13
10/11 at Westminster	L	0-14
10/19 Northern Iowa	W	14-0
10/25 Central Missouri	W	38-12
11/1 at Southwest Missouri	T	0-0
11/11 Parsons	W	31-0
11/16 at Haskell	L	6-22
11/28 at Northwest Missouri	W	7-6

1930 (5-5)		
Coach: Don Faurout		
Captain: Truett McArtor		
9/27 at Chillicothe Business	L	0-13
10/4 at Missouri S&T	L	7-19
10/10 Central Methodist	L	7-12
10/17 at Central Missouri	W	7-6
10/24 Westminster	W	9-0
10/31 Southwest Missouri	W	13-7
11/7 at Emporia State	L	0-52
11/14 Indiana	W	32-0
11/22 at Northeastern State	L	0-15
11/27 Northwest Missouri	W	20-7

1931 (6-1-1)		
Coach: Don Faurout		
Captain: Carroll Cochran		
9/25 Chillicothe Business	W	32-0
10/2 Southeast Missouri	W	41-6
10/9 at Central Methodist	W	14-0
10/16 Central Missouri	W	19-7
10/23 Emporia State	W	13-12
10/30 at Southwest Missouri	T	0-0
11/1 at Northwest Missouri	L	0-7
11/19 Missouri-Columbia "B"	W	21-0

1932 (8-0)		
Coach: Don Faurout		
Captain: Lowell Wade		
9/30 at Chillicothe Business	W	24-0
10/7 Parsons	W	19-0
10/14 Southwest Missouri	W	31-7
10/21 Missouri S&T	W	12-7
10/28 Missouri-Columbia "B"	W	21-0
11/4 at Central Missouri	W	18-0
11/11 Northwest Missouri	W	6-0
11/18 at Southeast Missouri	W	13-0

1933 (9-0)		
Coach: Don Faurout		
Captain: Henry Hudson		
9/29 Chillicothe Business	W	19-0
10/7 at Missouri-Columbia	W	26-6
10/13 Southeast Missouri	W	20-6
10/20 at Southwest Missouri	W	32-0
10/27 Central Missouri	W	33-7

1947 (5-3-1)				1953 (6-2)				1959 (7-1-1)				1966 (3-6)				1973 (2-7-2)			
Coach: James Dougherty Captain: Jeff Neale				Coach: Maurice Wade Captains: Bill Peterson, Dwight Huggins				Coach: Maurice Wade Captains: R.E. Potts, Ray Eickmeyer				Coach: Maurice Wade Captains: Sharron Washington, Bill Seman				Coach: Randal Lukehart Captains: Dennis Baldwin, Craig O'Sadnick			
9/19	at Pittsburg State	W	12-6	9/18	Missouri Valley	L	0-19	9/18	St. Joseph's	W	18-16	9/17	at Western Illinois	W	16-6	9/8	Central Methodist	T	14-14
9/26	at Eureka	W	21-0	9/25	at Western Illinois	L	13-19	9/25	at Washburn	W	6-0	9/17	at Parsons	L	6-34	9/15	at Harding	L	7-31
10/3	Rockhurst	W	13-12	10/2	Southwest Missouri	W	27-7	10/3	at St. Ambrose	W	12-6	9/24	Pittsburg State	W	49-14	9/22	at William Penn	L	10-28
10/10	Southwest Missouri	L	6-14	10/9	at Southeast Missouri	W	14-0	10/10	at Southwest Missouri	W	33-20	10/1	Hillsdale	W	26-13	9/29	at Central Arkansas	L	0-19
10/17	at Southeast Missouri	W	13-6	10/17	at Eastern Illinois	W	7-2	10/16	Central Missouri	W	26-17	10/8	at Pittsburg State	L	21-24	10/6	Missouri Western	L	16-17
10/24	Missouri S&T	L	6-25	10/24	Missouri S&T	W	28-20	10/24	Missouri S&T	W	20-7	10/15	at Northwest Missouri	L	6-27	10/13	at Southeast Missouri	L	13-14
10/31	at Central Missouri	W	7-6	10/30	at Central Missouri	W	25-6	10/31	at Southeast Missouri	L	0-36	10/22	Southwest Missouri	L	13-17	10/20	Central Missouri	W	21-14
11/7	Northwest Missouri	L	6-22	11/7	Northwest Missouri	W	39-26	11/6	Northwest Missouri	T	12-12	10/29	at Central Missouri	L	0-16	10/27	at Northwest Missouri	L	6-7
11/14	Missouri-Columbia "B"	T	0-0					11/13	Bradley	W	38-8	11/5	at Missouri S&T	L	19-41	11/3	Southwest Missouri	W	20-14
												11/12	Southeast Missouri	L		11/10	Lincoln	L	0-21
												11/11	at Missouri S&T	L		11/17	at Missouri S&T	T	7-7
1948 (4-3-2)				1954 (7-1)				1960 (8-1)				1967 (4-5)				1974 (4-7)			
Coach: James Dougherty Captain: Louis Fett, Francis Willett				Coach: Maurice Wade Captains: Mel Loncaric, Bill Bowles				Coach: Maurice Wade Captains: Dale Mills, Jim Blacklock				Coach: Marv Braden Captains: John Newcomb, Rick Cash, Rick Gorzynski				Coach: Randal Lukehart Captains: Wayne Chamberlain, Mike Curran			
9/17	at Pittsburg State	T	12-12	9/17	Southwestern	W	20-0	9/17	at St. Joseph's	W	20-0	9/16	at SIU-Carbondale	L	7-18	9/14	Harding	L	16-21
9/24	at Missouri Valley	L	0-20	9/24	at Missouri Valley	L	0-6	9/24	Washburn	W	39-12	9/23	at Parsons	L	7-49	9/21	at Central Methodist	W	28-26
10/1	at Rockhurst	W	26-6	10/8	at Northwest Missouri	W	24-20	10/8	Central State	L	8-32	9/30	at Pittsburg State	W	14-13	9/28	at Missouri Western	W	28-15
10/8	Southeast Missouri	W	12-0	10/15	Southwest Missouri	W	20-0	10/15	Southeast Missouri	W	6-0	10/7	Wisconsin-LaCrosse	W	20-9	10/5	Central Arkansas	L	13-16
10/15	at Southwest Missouri	L	6-12	10/23	Southwest Missouri	W	21-7	10/22	at Northwest Missouri	W	26-20	9/30	at Missouri S&T	L	0-9	10/12	at Wayne State (Mich.)	L	0-21
10/22	Missouri-Columbia "B"	W	18-13	10/29	at Missouri S&T	W	32-6	10/29	Southwest Missouri	W	24-0	10/21	at Southwest Missouri	W	13-7	10/19	Missouri S&T	L	7-20
10/30	Central Missouri	W	7-0	11/5	Central Missouri	W	26-6	11/5	at Central Missouri	W	25-0	10/28	Central Missouri	L	6-20	10/26	at Lincoln	W	17-0
11/6	at Missouri S&T	T	14-14					11/12	at Missouri S&T	W	54-14	11/4	Missouri S&T	W		11/2	at Central Missouri	W	13-6
11/13	at Northwest Missouri	L	12-13					11/19	at Bradley	W	14-7	11/11	at Southeast Missouri	L		11/9	Northwest Missouri	L	10-13
																11/16	at Southwest Missouri	L	7-31
																11/23	Southeast Missouri	L	16-29
1949 (2-7)				1955 (3-5)				1961 (9-1)				1968 (5-4)				1975 (7-4)			
Coach: James Dougherty Captain: Francis Dant				Coach: Maurice Wade Captains: George Anastasoff, Roger Schwarztrauber, Jerry Bolin				Coach: Maurice Wade Captains: Allen Church, Ron Stark				Coach: Marv Braden Captains: Rich Stallings, Steve Garrett, Jerry Meyer				Coach: Ron Taylor Captains: Bob Robinson, Greg Morton			
9/15	at Culver-Stockton	L	7-13	9/16	at Southwestern	W	7-6	9/16	at William Jewell	W	19-0	9/21	Parsons	W	14-3	9/13	at Harding	L	14-28
9/23	Missouri Valley	L	7-27	9/23	Missouri Valley	L	7-25	9/22	at Washburn	W	27-9	9/28	Pittsburg State	W	18-15	9/20	Central Methodist	W	10-0
9/30	at St. Louis	L	6-48	10/1	at Pittsburg State	W	20-13	9/29	Northern Illinois	W	28-13	10/5	at Lincoln	L	6-20	9/27	Missouri Western	W	45-18
10/7	Southwest Missouri	L	12-33	10/8	at Central Missouri	L	7-19	10/7	at Central State	L	14-21	10/19	Southwest Missouri	W	24-13	10/4	at Central Arkansas	W	10-7
10/14	at Southeast Missouri	W	12-7	10/15	Northwest Missouri	L	2-6	10/14	at Southeast Missouri	W	26-7	10/26	at Central Missouri	L	7-14	10/11	Wayne State (Mich.)	L	7-41
10/22	Missouri S&T	L	6-20	10/22	Missouri S&T	L	14-19	10/21	Northwest Missouri	W	36-7	11/2	at Missouri S&T	L	16-29	10/18	at Missouri S&T	W	26-6
10/28	at Central Missouri	L	13-26	10/29	Southwest Missouri	W	21-7	10/28	at Southwest Missouri	W	12-7	11/9	Southeast Missouri	L	16-29	10/25	Lincoln	W	27-7
11/4	Northwest Missouri	L	20-27	11/5	at Southeast Missouri	L	14-39	11/3	Central Missouri	W	14-7	11/16	at Northwest Missouri	W	9-7	11/1	Central Missouri	W	27-12
11/11	Missouri-Columbia "B"	W	22-14					11/10	Missouri S&T	W	20-7	11/23	at Missouri Southern	W	48-8	11/8	at Northwest Missouri	W	20-0
								11/17	vs. Parsons ¹	W	22-8					11/15	Southwest Missouri	L	19-38
									¹ - Mineral Water Bowl (in Excelsior Springs, Mo.)							11/22	at Southeast Missouri	L	14-17
1950 (2-4-3)				1956 (3-5)				1962 (7-2)				1969 (6-2-1)				1976 (5-3-1)			
Coach: James Dougherty Captains: Art Hochstedler, Kenny Reh				Coach: Maurice Wade Captains: Jim Rash, Ed Hull				Coach: Maurice Wade Captains: Jack Ball, Dick Brownlee				Coach: Russell Sloan Captains: John Suel, Bob Levy, John Bringer				Coach: Ron Taylor Captains: Not Available			
9/15	Culver-Stockton	W	37-0	9/21	Benedictine	L	6-12	9/15	Wayne State (Neb.)	W	62-6	9/27	at Pittsburg State	T	14-13	9/11	Eastern Illinois	L	14-24
9/22	at Missouri Valley	L	21-45	9/29	Pittsburg State	L	18-48	9/22	Washburn	W	39-0	10/4	Lincoln	W	22-22	9/18	Kentucky State	L	26-36
9/29	at Central Methodist	L	13-20	10/6	at Northern Iowa	L	26-44	9/29	at Northern Illinois	L	8-37	10/11	Eastern Illinois	L	7-8	9/25	at Evansville	W	38-28
10/7	at Southwest Missouri	T	19-19	10/13	at Missouri S&T	L	6-33	10/6	Pittsburg State	W	34-12	10/18	at Southwest Missouri	W	23-0	10/2	at Southwest Missouri	W	20-6
10/12	Southeast Missouri	T	13-13	10/20	Central Missouri	L	7-19	10/12	at Central Missouri	W	42-7	10/25	Central Missouri	W	28-10	10/16	at Lincoln	W	33-6
10/21	at Missouri S&T	L	7-47	10/27	Southeast Missouri	W	44-13	10/21	at Northern Illinois	L	10-12	11/1	Missouri S&T	W	21-14	10/23	Southeast Missouri	T	3-3
10/28	Central Missouri	L	13-33	11/3	Southwest Missouri	W	26-19	10/28	at Southwest Missouri	W	40-0	11/8	at Southeast Missouri	L	14-24	10/30	at Central Missouri	L	20-34
11/4	at Northwest Missouri	T	13-13	11/10	at Northwest Missouri	W	21-20	10/29	at Northwest Illinois	L	8-37	11/15	Northwest Missouri	W	39-12	11/6	Northwest Missouri	W	42-10
11/10	Missouri-Columbia "B"	W	35-18					10/6	Pittsburg State	W	34-12	11/22	at Parsons	W	20-17	11/13	Missouri S&T	W	24-0
								10/12	at Central Missouri	W	42-7								
								10/20	at Missouri S&T	W	40-0								
								10/27	Southeast Missouri	L	6-13								
								11/3	at Northwest Missouri	W	43-7								
								11/10	Southwest Missouri	W	60-20								
1951 (7-1-1)				1957 (4-5)				1963 (7-3)				1970 (7-2)				1977 (8-3)			
Coach: Maurice Wade Captains: LaVerne Dabney, Kenny Reh				Coach: Maurice Wade Captains: Bill Mills, Charles Fitzgerald				Coach: Maurice Wade Captains: Jerry Kelley, Randy Jones, Ted Michael				Coach: Russell Sloan Captains: Ken Bebermeyer, Charles Blakey, Aubrey Johnson				Coach: Ron Taylor Captains: Not Available			
9/15	at Benedictine	W	20-12	9/13	at Pittsburg State	L	14-40	9/20	Western Illinois	W	22-0	9/19	at Western Illinois	L	25-42	9/3	at Northern Iowa	W	37-28
9/21	Missouri Valley	W	6-0	9/21	at Benedictine	L	13-32	9/21	at Washburn	L	6-7#	10/3	Central Arkansas	W	24-14	9/10	at Eastern Illinois	W	10-7
9/28	Central Methodist	W	45-0	9/27	Graceland	W	40-7	9/28	Northern Illinois	L	12-21	10/10	at Eastern Illinois	W	28-14	9/17	at Kentucky State	L	21-24
10/5	at Southeast Missouri	W	12-0	10/4	Northern Iowa	L	13-35	10/5	at Pittsburg State	W	25-20	10/17	Southeast Missouri	W	14-6	9/24	South Dakota	W	19-7
10/11	Southwest Missouri	T	19-19	10/12	at Southeast Missouri	L	7-19	10/12	Central Missouri	W	49-0	10/31	Northwest Missouri	W	35-7	10/1	Evansville	W	37-16
10/19	Missouri S&T	W	21-7	10/19	Southwest Missouri	L	26-32	10/19	Missouri S&T	W	41-0	11/7	at Southwest Missouri	W	35-20	10/15	Southwest Missouri	W	49-0
10/26	at Central Missouri	W	22-6	10/25	Northwest Missouri	W	32-7	10/26	at Southeast Missouri	W	20-0	11/14	at Lincoln	L	15-26	10/22	Lincoln	W	57-0
11/3	Northwest Missouri	W	13-12	11/1	at Missouri S&T	W	12-0	11/3	at Northwest Missouri	W	43-7	11/21	Missouri S&T	W	35-19	10/29	at Southeast Missouri	L	0-10
11/9	at Quincy	L	12-43	11/9	at Central Missouri	W	14-13	11/16	at Murray State	W	26-7					11/5	Central Missouri	W	45-23
								# - Later forfeited to Truman								11/12	at Northwest Missouri	W	31-21
																11/19	at Missouri S&T	L	19-21
1952 (7-1)				1958 (5-4)				1964 (7-2)				1971 (9-1)				1978 (6-4-1)			
Coach: Maurice Wade Captains: LaVerne Dabney, Darrell Fouch				Coach: Maurice Wade Captains: Jack Hammock, Ron Wiggins				Coach: Maurice Wade Captains: Dave Grant, John Glor				Coach: Russell Sloan Captains: Greg Erson, Ken Powers, Jim Gephardt							
9/19	at Missouri Valley	W	20-0	9/12	Pittsburg State	L	12-21	9/19	at Western Illinois	L	14-10	9/11	at Northern Iowa	W	22-9				
9/26	Western Illinois	W	19-0	9/19	Washburn	W	26-13	9/26	Parsons	L	12-22	9/18	Western Illinois	W	35-21				
10/4	at Southwest Missouri	W	19-14	9/27	at Graceland	W	27-7	10/3	at Central Missouri	W	20-10	10/10	at Eastern Illinois	W	28-14				
10/10	Southeast Missouri	W	18-0	10/3	St. Ambrose	L	25-31	10/19	Missouri S&T	W	41-0	10/24	at Central Missouri	W	28-21				
10/18	Missouri-Columbia "B"	W	26-0	10/10	Southwest Missouri	W	39-7	10/26	at Southeast Missouri	W	20-0	10/31	Northwest Missouri	W	35-7				
10/25	Central Missouri	W	32-0	10/18	at Central Missouri	W	32-13	11/2	Northwest Missouri	W	22-7	11/7	at Southwest Missouri	W	35-20				
11/1	at Northwest Missouri	L	27-28	10/25	at Missouri S&T	L	20-27	11/9	at Southwest Missouri	L	6-15	11/14	at Lincoln	L	15-26				
11/7	at Missouri S&T	W	52-19	11/1	Southeast Missouri	L	12-48	11/16	at Murray State	W	26-7	11/21	Missouri S&T	W	35-19				
				11/8	at Northwest Missouri	W	20-19												



ALL-TIME SCORES

OUTLOOK

COACHES

ROSTER

PLAYERS

08 REVIEW

RECORDS

HISTORY

OPPONENTS

MIAA

TRUMAN

1979 (4-7)					1985 (8-3)					1991 (5-6)					1997 (6-4)					2003 (4-7)				
Coach: Bruce Craddock					Coach: Jack Ball					Coach: Eric Holm					Coach: John Ware					Coach: John Ware				
Captains: Paul Wernsman, Charlie Calhoun					Captains: John Busby, Chris Hegg, Andre Gillespie, Roydon Richards					Captains: Clint Coulter, Owen Doak, Marlowe Douglas, Dave Quentin					Captains: Zac Allison, Mark Irby, Nate Minnis, Karega Scott					Captains: Greg Klipsch, Shaun Lowery, Tameem Yehyawi, Derek Kent				
9/1	at Central Arkansas	L	14-16		9/7	Eastern Illinois	W	31-24		8/31	at Iowa Wesleyan	L	31-34		9/2	at Western Illinois	L	18-45		9/6	Winona State	L	13-49	
9/15	at South Dakota	L	10-35		9/14	at Missouri Western	W	31-30		9/7	at Indiana-Pennsylvania	L	11-41		9/20	Missouri Western	W	31-17		9/13	at Illinois State	L	6-49	
9/22	Eastern Illinois	L	3-46		9/28	at Northern Michigan	L	21-24		9/21	at Washburn	W	14-7		9/27	at Central Missouri	W	37-34		9/20	Pittsburg State	L	8-48	
9/29	Cameron	W	9-8		10/5	Southwest Missouri	L	33-59		9/28	Emporia State	L	41-42		10/4	Emporia State	W	44-28		9/27	at Washburn	W	12-6	
10/6	at Drake	L	6-41		10/12	at Missouri S&T	W	21-20		10/5	at Southwest Baptist	L	25-37		10/11	at Washburn	W	37-7		10/4	Emporia State	L	24-55	
10/13	at Missouri S&T	W	3-2		10/19	Lincoln	W	28-0		10/12	Pittsburg State	L	20-55		10/18	Missouri S&T	W	56-7		10/11	at Missouri Southern	W	15-3	
10/20	at Northwest Missouri	L	9-13		10/26	Central Missouri	W	49-6		10/19	at Northwest Missouri	W	37-28		10/25	at Southwest Baptist	W	28-0		10/18	Missouri Western	L	6-39	
10/27	Central Missouri	W	35-16		11/2	at Northwest Missouri	W	35-24		10/26	Central Missouri	L	37-38		11/1	Pittsburg State	L	18-28		10/25at	Central Missouri	L	22-28	
11/3	at Southeast Missouri	L	3-31		11/9	Central State	W	46-45		11/2	Missouri Western	W	42-21		11/8	at Northwest Missouri	L	10-34		11/1	at Northwest Missouri	L	0-37	
11/10	Southwest Missouri	L	0-48		11/16	vs. Southeast Missouri ¹	W	39-24		11/9	at Missouri Southern	W	43-42		11/15	at Missouri Southern	L	32-40		11/8	Missouri S&T	W	35-28	
11/17	Lincoln	W	20-6		11/23	at Northern Iowa	L	24-41		11/16	Missouri S&T	W	17-16							11/15at	Southwest Baptist	W	20-14	

Akron (Ohio)1-1	Grand Valley State (Mich.).....2-0	Morningside College (Iowa)1-0	Southwest Baptist.....17-3
Amity2-0	Harding (Ark.)0-4	Murray State (Ky.)1-1	Southwest Missouri.....33-21-7
Arkansas Tech0-1	Haskell Institute (Okla.)0-1	Nebraska-Omaha1-3	Southwestern College (Kan.)2-0
Benedictine (Kan.)1-2	Hillsdale College (Mich.).....1-0	University of North Dakota0-1	Tarkio College3-1
Bradley (Ill.)2-0	Illinois College1-0	North Dakota State0-1	Tennessee Tech.....0-2
Butler (Ind.)0-1	Illinois State0-2	Northeastern State (Okla.)0-2	Texas A&M-Commerce0-2
Cameron (Okla.)1-0-1	Indiana1-0	Northern Illinois1-3	Trenton Junior College.....1-0
Carthage (Ill.)1-1	Indiana Univ. of Pennsylvania0-1	Northern Iowa3-4	Upper Iowa.....3-0
Central Arkansas3-5	Iowa Wesleyan7-3	Northern Michigan.....1-4	Valdosta State (Ga.)0-1
Central Iowa0-1	Jacksonville State (Ala.).....0-1	Northwest Missouri.....54-30-4	Wartburg (Iowa)1-0
Central Methodist18-10-1	Kemper Military Academy.....3-1	Oaklawn Academy1-0	Washburn (Kan.)18-8
Central Missouri52-35-5	Kentucky State0-2	Oklahoma Panhandle State.....1-0	Wayne State (Neb.).....1-0
Central State (Ohio)2-6	Kirksville High School.....0-1	Parsons College (Iowa)8-4	Wayne State (Mich.).....2-2
Chillicothe Business College11-1	Kirksville Osteopathic College5-3	Pittsburg State (Kan.).....14-24-1	Wentworth Military Academy1-0
Culver-Stockton9-1-1	LaBelle1-0	Quincy (Ill.)2-1	Western Illinois.....11-4
Des Moines University (Iowa).....1-1	Lincoln (Mo.)17-4-1	Rockhurst2-0	Westminster11-7
Drake (Iowa)2-2	Minnesota-Duluth.....1-0	St. Ambrose College (Iowa)0-2	West Texas State.....1-0
Eastern Illinois5-10	Minnesota State-Mankato2-2	St. Joseph's College (Ind.)2-0	William Jewell College.....5-6-2
Eastern Kentucky0-1	University of Missouri (Columbia)1-3	St. Louis1-3	William Penn College (Iowa).....3-2
Emporia State (Kan.)9-14	University of Missouri "B" team5-1-3	Shelbina1-0	Winona State (Minn.)1-3
Eureka (Ill.)2-0	Missouri Valley9-6-1	Simpson (Iowa)2-0	Wisconsin-LaCrosse.....1-0
Evansville (Ind.)2-0	Missouri Wesleyan2-5	South Dakota1-10	
Ft. Leonard Wood.....1-0	Missouri S&T49-22-4	Southeast Missouri41-23-2	
Fort Hays State (Kan.)3-0	Missouri Southern14-7	Southern Arkansas1-0	
Graceland (Iowa)2-0	Missouri Western15-11	Southern Illinois-Carbondale0-2	

Bold - 2009 Opponents

MIAA COMPOSITE SCHEDULE

Schools	Week 1 Aug. 27-29	Week 2 Sept. 3-5	Week 3 Sept. 12	Week 4 Sept. 19	Week 5 Sept. 26	Week 6 Oct. 3	Week 7 Oct. 10	Week 8 Oct. 17	Week 9 Oct. 24	Week 10 Oct. 31	Week 11 Nov. 7
Central Missouri (UCM)	SW Baptist	Missouri S&T	@ ESU	PSU	@WU	TSU	FHSU	@ MWSU	@ UNO	MSSU	@ NWMSU
Emporia State (ESU)	SW Okla. St.	@ Augustana (S.D.)	UCM	@ MSSU	@ FHSU	UNO	@ PSU	NWMSU	@ TSU	MWSU	WU
Fort Hays State (FHSU)	@ Western St. (Colo.)	Colorado Mines	MWSU	@ TSU	ESU	@ WU	@ UCM	UNO	@ PSU	NWMSU	@ MSSU
Missouri Southern (MSSU)	@ Harding		@ WU	ESU	UNO	PSU	@ NWMSU	TSU	@ MWSU	@ UCM	FHSU
Missouri Western (MWSU)	Northern St. (S.D.)	Mesa State (Colo.)	@ FHSU	WU	@ PSU	NWMSU	@ TSU	UCM	MSSU	@ ESU	UNO
Nebraska-Omaha (UNO)	East Central	@ Neb. Kearney	TSU	@ NWMSU	@ MSSU	@ ESU	WU	@FHSU	UCM	PSU	@ MWSU
Northwest Missouri (NWMSU)	@ Abilene Christian	@ SW Baptist	PSU	UNO	TSU	@ MWSU	MSSU	@ ESU	WU	@ FHSU	UCM
Pittsburg State (PSU)	Central Oklahoma	Chadron St. (Neb.)	NWMSU	@ UCM	MWSU	@ MSSU	ESU	@ WU	FHSU	@ UNO	@ TSU
Truman (TSU)	Minn. St. Mankato	Okla. Panhandle St.	@ UNO	FHSU	@ NWMSU	@ UCM	MWSU	@ MSSU	ESU	@ WU	PSU
Washburn (WU)	@ Colorado Mines	N.M. Highlands	MSSU	@ MWSU	UCM	FHSU	@ UNO	PSU	@ NWMSU	TSU	@ ESU



OUTLOOK

COACHES

ROSTER

PLAYERS

08 REVIEW

RECORDS

HISTORY

OPPONENTS

MIAA

TRUMAN

GAME 1 ♦ MINNESOTA STATE ♦ SAT. AUG. 29 ♦ STOKES STADIUM ♦ 7:00 P.M.

Todd Hoffner



Ryan Fick



Kelvin Rodgers

SERIES INFORMATION

Series Record: Tied 2-2

First Meeting: 1982 (Truman won 59-14)

Last Meeting: 2006 (MSU won 34-16 - Mankato)

Last MST Win: 2006

Last Truman Win: 1994

Series Notes: *This is the third trip to Kirksville by Minnesota State and first since 1993. Both schools are 1-1 on the road.*

COACHING STAFF

Head Coach: Todd Hoffner
Alma Mater, Year: Valley City St. (1989)
Career Record: 55-31 (ninth year)
Record @ MSU: 9-3 (second year)
Football Phone: (507) 389-1072
Best Time To Call: anytime

Assistant Coaches:

Run Coordinator: Mike Cunningham
Pass Coordinator: Luke Schleusner
Fullbacks: Sam Cummings
Tight Ends: Mitch Schaeuble
Defensive Coordinator: Joe Klanderman
Defensive Backs: Brian Bell
Defensive Line: Ronald Planz
Cornerbacks: Jamie Bisch
Defensive Tackles: Chris Brunkhorst
Linebackers: Adam Behrands

MINNESOTA STATE

Location: Mankato, Minn.
Founded: 1868
Enrollment: 14,036
Nickname: Mavericks
Colors: Purple & Gold
Stadium: Blakeslee Stadium
Capacity/Surface: 7,000/Natural Grass
Conference: Northern Sun/DII
Chancellor: Dr. Richard Davenport
Director of Athletics: Kevin Buisman

MEDIA INFORMATION

SID: Paul Allan
Football Contact: Scott Nelsen
Work Phone: (507) 389-2625
Email: scott.nelsen.mnsu.edu
Press Box: (507) 389-5282
Web Address: www.msumavericks.com

TEAM INFORMATION

2008 Record: 9-3
Basic Offense: Multiple-pro
Basic Defense: 4-3
Letterwinners Returning: 40
Letterwinners Lost: 14

Starters Returning/Lost:

Offense: 10/1 **Defense:** 6/5
Special Teams: 2/1

2009 SCHEDULE

Date	Opponent	Time
Aug. 29	@ Truman	7:00 p.m.
Sept. 5	Bemidji St.	6:00 p.m.
Sept. 12	@ Mary	1:00 p.m.
Sept. 19	Wayne State	6:00 p.m.
Sept. 26	@ Winona State	1:00 p.m.
Oct. 3	Augustana	3:00 p.m.
Oct. 10	@ Concordia-St. Paul	1:00 p.m.
Oct. 17	MSU-Moorhead	1:00 p.m.
Oct. 24	SW Minnesota St.	1:00 p.m.
Oct. 31	@ Upper Iowa	1:00 p.m.
Nov. 7	St. Cloud State	1:00 p.m.

TOP RETURNÉES

<u>Passing</u>	<u>G</u>	<u>Comp</u>	<u>Att.</u>	<u>Int.</u>	<u>Yds.</u>	<u>TD</u>	<u>Yds/Game</u>
Ryan Fick	12	159	278	10	2,020	14	168.3
<u>Rushing</u>	<u>G</u>	<u>No.</u>	<u>Yds.</u>	<u>YPC</u>	<u>TD</u>	<u>Yds/Game</u>	
Julian Phipps	11	130	599	4.6	8	54.4	
Ernest Walker	12	133	579	4.4	10	48.2	
<u>Receiving</u>	<u>G</u>	<u>No.</u>	<u>Yds.</u>	<u>YPC</u>	<u>TD</u>	<u>Yds/Game</u>	
Vincent Flury	12	55	715	13.0	7	59.5	
<u>Defense</u>	<u>G</u>	<u>UT-AT</u>	<u>Tot.</u>	<u>TFL</u>	<u>Int.</u>	<u>PBU</u>	
Matt McQuiston	12	43-55	98	8.5	0	1	
Tony Hunter	12	34-40	74	6.5	2	1	

ALL-TIME VS. TRUMAN

1982 .. Truman 59-14 (H)
 1993 .. MSU 25-23 (H)
 1994 .. Truman 30-28 (A)
 2006 .. MSU 34-16 (A)



GAME 2 ♦ OKLAHOMA PANHANDLE ST. ♦ SAT. SEPT. 5 ♦ STOKES STADIUM ♦ 12:00 P.M.


Mike Wyatt



William Turnbo



Vincent Gay

SERIES INFORMATION

Series Record: Truman leads 1-0
First Meeting: 2005 (Truman won 49-17)
Last Meeting: 2005
Last OPSU Win: n/a
Last Truman Win: 2005

Series Notes: *This is the Aggies first trip to Kirksville. OPSU replaced Missouri S&T in the Bulldogs scheduled following the Miners departure from the MIAA in 2005.*

COACHING STAFF

Head Coach: Mike Wyatt
Alma Mater, Year: OPSU (1982)
Career Record: 225-94-2
Record @ OPSU: 3-17 (2 years)
Football Phone: (580) 349-1332
Best Time To Call: anytime

Assistant Coaches:

Offensive Coordinator: Phillip Carlson
Offensive Line: Donovan Goodno
Offensive Line: Sven Hack
Tight Ends: Nick Curry
Running Backs: Steven Boone
Defensive Coordinator: Marc Wilson
Defensive Backs: Brian Bell
Defensive Line: Seth Womack
Defensive Line: Brian Costner
Special Teams: Tim Mannisi

OKLA. PANHANDLE ST.

Location: Goodwell, Okla.
Founded: 1909
Enrollment: 1,500
Nickname: Aggies
Colors: Royal Blue & Crimson
Stadium: Carl Wooten Field
Capacity/Surface: 5,000/Natural Grass
Conference: DII Independent
Chancellor: Dr. David Bryant
Director of Athletics: Jerry Olson

MEDIA INFORMATION

SID: Scott Puryear
Work Phone:
Email: scottpp@opsu.edu
Press Box:
Web Address: www.opsu.edu

TEAM INFORMATION

2008 Record: 3-7
Basic Offense:
Basic Defense:
Letterwinners Returning: 43
Letterwinners Lost:

Starters Returning/Lost:
Offense: 10/1 **Defense:** 10/1
Spical Teams:

2009 SCHEDULE

Date	Opponent	Time
Aug. 29	@ Ft. Lewis (Colo.)	7:00 p.m.
Sept. 5	Truman	12:00 p.m.
Sept. 12	OPEN	
Sept. 19	Langston	6:00 p.m.
Sept. 26	@ SW Assemblies of God	2:00 p.m.
Oct. 3	Incarinate Word	2:00 p.m.
Oct. 10	SW College of Kansas	1:00 p.m.
Oct. 17	Bacone	2:00 p.m.
Oct. 24	@ Texas College	2:00 p.m.
Oct. 31	@ Southern Nazarene	2:00 p.m.
Nov. 7	Northwestern Oklahoma	2:00 p.m.

TOP RETURNEES

<u>Passing</u>	<u>G</u>	<u>Comp</u>	<u>Att.</u>	<u>Int.</u>	<u>Yds.</u>	<u>TD</u>	<u>Yds/Game</u>
Vincent Gay	10	153	330	11	1685	9	168.5
<u>Rushing</u>	<u>G</u>	<u>No.</u>	<u>Yds.</u>	<u>YPC</u>	<u>TD</u>	<u>Yds/Game</u>	
Daryl Brister	10	94	381	4.0	4	38.1	
<u>Receiving</u>	<u>G</u>	<u>No.</u>	<u>Yds.</u>	<u>YPC</u>	<u>TD</u>	<u>Yds/Game</u>	
Daryl Brister	10	21	326	15.5	2	32.6	
<u>Defense</u>	<u>G</u>	<u>UT-AT</u>	<u>Tot.</u>	<u>TFL</u>	<u>Int.</u>	<u>PBU</u>	
J.C. Ramirez	10	33-43	76	8-44	1	1	
Ben Lane	10	30-18	48	2-9	3	5	

ALL-TIME VS. TRUMAN

2005 . . . Truman 49-17 (H)



OUTLOOK

COACHES

ROSTER

PLAYERS

08 REVIEW

RECORDS

HISTORY

OPPONENTS

MIAA

TRUMAN

GAME 3 ♦ NEBRASKA-OMAHA ♦ SAT. SEPT. 12 ♦ CANIGLIA FIELD ♦ 6:00 P.M.

Pat Behrns

SERIES INFORMATION

Series Record: UNO leads 3-2
First Meeting: 1981 (UNO won 24-12 - away)
Last Meeting: 2008 (Truman won 26-20 - home)
Last UNO Win: 1984
Last Truman Win: 2008
Series Notes: *This will be the Bulldogs first visit to Omaha since 1983. Truman is 0-2 on the road.*

COACHING STAFF

Head Coach: Pat Behrns
Alma Mater, Year: Dakota State, 1972
Career Record: 148-84-20 (20 years)
Record @ UNO: 112-57 (14 years)
Football Phone: (402) 554-2305
Best Time To Call: Mornings

Assistant Coaches:

Offensive Coordinator: Aaron Keen
Defensive Coordinator: Brad McCaslin
Offensive Line: Conor Riley
Secondary: Nate Neuhaus
Def. Line/Special Teams: Chris Simpson
Running Backs: David Slaughter
Quarterbacks: John McMenamin
Def. Backs: Taiwo Onatolu
Tight Ends: Nick Weander

TEAM INFORMATION

2008 Record: 7-4
Basic Offense: Not Listed
Basic Defense: Not Listed
Letterwinners Returning: 30
Letterwinners Lost: 18

Starters Returning/Lost:

Offense: 3/8 **Defense:** 5/5
Speical Teams: 2/2

2009 SCHEDULE

Date	Opponent	Time
Aug. 27	East Central	7:00 p.m.
Sept. 5	@ Nebraska-Kearney	12:00 p.m.
Sept. 12	Truman	6:00 p.m.
Sept. 19	@ Northwest Missouri	1:00 p.m.
Sept. 26	@ Missouri Southern	2:00 p.m.
Oct. 3	@ Emporia State	1:00 p.m.
Oct. 10	Washburn	1:00 p.m.
Oct. 17	@ Fort Hays State	2:00 p.m.
Oct. 24	Central Missouri	1:00 p.m.
Oct. 31	Pittsburg State	1:00 p.m.
Nov. 7	@ Missouri Western	1:30 p.m.

TOP RETURNEES

<u>Passing</u>	<u>G</u>	<u>Comp</u>	<u>Att.</u>	<u>Int.</u>	<u>Yds.</u>	<u>TD</u>	<u>Yds/Game</u>
Greg Wunderlich	5	4	7	0	51	1	10.2
<u>Rushing</u>	<u>G</u>	<u>No.</u>	<u>Yds.</u>	<u>YPC</u>	<u>TD</u>	<u>Yds/Game</u>	
Robert Wesley	7	12	25	2.1	0	3.6	
<u>Receiving</u>	<u>G</u>	<u>No.</u>	<u>Yds.</u>	<u>YPC</u>	<u>TD</u>	<u>Yds/Game</u>	
Mike Higgins	11	20	346	17.3	2	31.7	
<u>Defense</u>	<u>G</u>	<u>UT-AT</u>	<u>Tot.</u>	<u>TFL</u>	<u>Int.</u>	<u>PBU</u>	
Jason Zabka	11	31-24	55	1.0-3	1-35	4	
Steve Janda	11	28-24	52	1.5-3	2-13	5	

NEBRASKA-OMAHA

Location: Omaha, Neb.
Founded: 1908
Enrollment: 14,000
Nickname: Mavericks
Colors: Crimson & Black
Stadium: Caniglia Field
Capacity/Surface: 9,500/Field Turf
Conference: MIAA (NCAA Div. II)
Chancellor: Dr. John Christensen
Director of Athletics: Trev Alberts

ALL-TIME VS. TRUMAN

1981 ... UNO 24-12 (A)
 1982 ... Truman 33-14 (H)
 1983 ... UNO 12-7 (A)
 1984 ... UNO 33-0 (H)
 2008 ... Truman 26-20 OT (H)

MEDIA INFORMATION

SID: David Alhers
Work Phone: (402) 554-3387
Email: dahlers@mail.unomaha.edu
Press Box: (402) 554-2447
Web Address: gomavs.unomaha.edu



GAME 4 ♦ FORT HAYS STATE ♦ SAT. SEPT. 19 ♦ STOKES STADIUM ♦ 7:00 P.M.



Kevin Verdugo



CJ Lovett

SERIES INFORMATION

Series Record: Truman leads 3-0
First Meeting: 2006 (Truman won 40-15 - away)
Last Meeting: 2008 (Truman won 27-7 - away)
Last FHSU Win: n/a
Last Truman Win: 2008
Series Notes: *Truman will look to continue their winning streak over the fourth year MIAA school.*

COACHING STAFF

Head Coach: Kevin Verdugo
Alma Mater, Year: Colorado St., 1991
Career Record: 9-34 (4 years)
Record @ FHSU: Same
Football Phone: (785) 628-4399
Best Time To Call: Mornings

Assistant Coaches:

Defensive Coordinator: Kyle Nystrom
Defensive Line: Greg Bryant
Offensive Line: Jeff Bryant
Wide Receivers: Al McCray
Tight Ends: Connor Jostes
Linebackers: Ben Gaeth
Running Backs: Max Warner
Cornerbacks: Monty Spiller

TEAM INFORMATION

2008 Record: 2-9
Basic Offense: Multiple
Basic Defense: 4-3
Letterwinners Returning: 30
Letterwinners Lost: 25

Starters Returning/Lost:

Offense: 6/5 **Defense:** 6/5
Special Teams: 3/3

2009 SCHEDULE

Date	Opponent	Time
Aug. 29	@ Western State (Colo.)	1:00 p.m.
Sept. 5	Colorado Mines	7:00 p.m.
Sept. 12	Missouri Western	7:00 p.m.
Sept. 19	@ Truman	7:00 p.m.
Sept. 26	Emporia State (Kan.)	7:00 p.m.
Oct. 3	@ Washburn (Kan.)	7:00 p.m.
Oct. 10	@ Central Missouri	1:30 p.m.
Oct. 17	Nebraska-Omaha	2:00 p.m.
Oct. 24	@ Pittsburg State (Kan.)	2:00 p.m.
Oct. 31	Northwest Missouri	2:00 p.m.
Nov. 7	@ Missouri Southern	2:00 p.m.

TOP RETURNEES

<u>Passing</u>	<u>G</u>	<u>Comp</u>	<u>Att.</u>	<u>Int.</u>	<u>Yds.</u>	<u>TD</u>	<u>Yds/Game</u>
Mike Garrison	7	73	168	7	895	6	127.8
<u>Rushing</u>	<u>G</u>	<u>No.</u>	<u>Yds.</u>	<u>YPC</u>	<u>TD</u>	<u>Yds/Game</u>	
Jacobb Irvin	10	119	541	4.5	3	54.1	
<u>Receiving</u>	<u>G</u>	<u>No.</u>	<u>Yds.</u>	<u>YPC</u>	<u>TD</u>	<u>Yds/Game</u>	
Anthony Smith	11	20	288	14.4	1	26.2	
<u>Defense</u>	<u>G</u>	<u>UT-AT</u>	<u>Tot.</u>	<u>TFL</u>	<u>Int.</u>	<u>PBU</u>	
Seth Blackwell	11	40-21	61	0	0	3	
C.J. Lovett	11	21-14	35	2.5-6	3	7	

ALL-TIME VS. TRUMAN

2006 . . . Truman 40-15 (A)
 2007 . . . Truman 26-11 (H)
 2008 . . . Truman 27-7 (A)

FORT HAYS STATE

Location: Hays, Kan.
Founded: 1902
Enrollment: 9,000
Nickname: Tigers
Colors: Black & Gold
Stadium: Lewis Field Stadium
Capacity/Surface: 6,362/Turf Grass
Conference: MIAA (NCAA Div. II)
President: Dr. Edward Hammond
Director of Athletics: Curtis Hammeke
Ticket Information: (785) 628-4050

MEDIA INFORMATION

SID: Ryan Prickett
Work Phone: (785) 628-5903
Email: rprickett@fhsu.edu
Press Box: (785) 628-5200/5316
Web Address: www.fhsuathletics.com



OUTLOOK

COACHES

ROSTER

PLAYERS

08 REVIEW

RECORDS

HISTORY

OPPONENTS

MIAA

TRUMAN

2009 OPPONENTS

OUTLOOK

COACHES

ROSTER

PLAYERS

08 REVIEW

RECORDS

HISTORY


OPPONENTS

MIAA

TRUMAN

78

GAME 5 ♦ NORTHWEST MISSOURI ♦ SAT. SEPT. 26 ♦ BEARCAT STADIUM ♦ 1:00 P.M.



Mel Tjeerdsma

Myles Burnside

LaRon Council

SERIES INFORMATION

Series Record: Truman leads 54-30-4
First Meeting: 1908 (Truman won 63-0 - home)
Last Meeting: 2008 (NW won 49-0 - home)
Last NW Win: 2008
Last Truman Win: 2001 (24-23 in Maryville)
Series Notes: Northwest is currently on the longest winning streak in the series (7 games). Truman's won 11 straight from 1985-1995.

COACHING STAFF

Head Coach: Mel Tjeerdsma
Alma Mater, Year: Southern St., 1967
Career Record: 216-78-4 (25 Years)
Record @ NWMSU: 157-40 (15 Years)
Football Phone: (660) 562-1311
Best Time To Call: Mornings

Assistant Coaches:

Offensive Coordinator: Adam Dorrel
Defensive Coordinator: Scott Bostwick
Passing Game/Receivers: Charlie Flohr
Def. Backs: Will Wagner
D-Line & Special Teams: Rich Wright

TEAM INFORMATION

2008 Record: 13-2
Basic Offense: Multiple/Spread
Basic Defense: 4-3
Letterwinners Returning: 43
Letterwinners Lost: 16

Starters Returning/Lost:

Offense: 3/8 **Defense:** 8/3
Special Teams: 1/1

2009 SCHEDULE

Date	Opponent	Time
Aug. 27	@ Abilene Christian	7:00 p.m.
Sept. 5	@ SW Baptist	6:00 p.m.
Sept. 12	vs. Pittsburg State	5:00 p.m.
Sept. 19	Nebraska-Omaha	1:00 p.m.
Sept. 26	Truman	1:00 p.m.
Oct. 3	@ Missouri Western	1:30 p.m.
Oct. 10	Missouri Southern	1:00 p.m.
Oct. 17	@ Emporia State	1:00 p.m.
Oct. 24	Washburn	1:30 p.m.
Oct. 31	@ Fort Hays State	2:00 p.m.
Nov. 7	Central Missouri	1:00 p.m.

TOP RETURNEES

<u>Passing</u>	<u>G</u>	<u>Comp</u>	<u>Att.</u>	<u>Int.</u>	<u>Yds.</u>	<u>TD</u>	<u>Yds/Game</u>
Blake Bolles	15	51	71	0	546	6	36.4
<u>Rushing</u>	<u>G</u>	<u>No.</u>	<u>Yds.</u>	<u>YPC</u>	<u>TD</u>	<u>Yds/Game</u>	
LaRon Council	15	325	1739	5.4	35	115.9	
<u>Receiving</u>	<u>G</u>	<u>No.</u>	<u>Yds.</u>	<u>YPC</u>	<u>TD</u>	<u>Yds/Game</u>	
Abe Qaoud	15	48	560	11.7	5	37.3	
<u>Defense</u>	<u>G</u>	<u>UT-AT</u>	<u>Tot.</u>	<u>TFL</u>	<u>Int.</u>	<u>PBU</u>	
Adam Vondrak	15	41-36	77	6.0-25	0	6	
Miles Burnside	15	43-28	71	2.5-8	6	5	

NORTHWEST MISSOURI

Location: Maryville, Mo.
Founded: 1905
Enrollment: 6,900
Nickname: Bearcats
Colors: Forest Green & White
Stadium: Bearcat Stadium
Capacity/Surface: 6,500/Synthetic Turf
Conference: MIAA (NCAA Div. II)
President: Dr. Dean Hubbard
Director of Athletics: Dr. Bob Boerigter

MEDIA INFORMATION

SID: Bryan Boettcher
Work Phone: (660) 562-1118
Email: sid@nwmissouri.edu
Press Box: (660) 562-1072
Web Address: www.NorthwestBearcats.com

ALL-TIME VS. TRUMAN

1908 .. Truman 63-0 (H)	1938 .. NWMSU 26-7 (H)	1963 .. Truman 22-7 (H)	1993 .. Truman 38-16 (A)
1916 .. Truman 92-0 (H)	1939 .. NWMSU 19-13 (A)	1964 .. Truman 20-8 (A)	1994 .. Truman 37-10 (H)
1917 .. Truman 35-0 (A)	1940 .. NWMSU 20-0 (H)	1965 .. NWMSU 20-14 (H)	1995 .. Truman 44-10 (A)
1919 .. Truman 87-0 (H)	1941 .. Tied 0-0 (A)	1966 .. NWMSU 24-21 (A)	1996 .. NWMSU 52-22 (H)
1921 .. Truman 13-0 (A)	1946 .. Truman 12-6 (A)	1967 .. NWMSU 13-7 (H)	1997 .. NWMSU 34-10 (A)
1922 .. Truman 18-0 (A)	1947 .. NWMSU 22-6 (H)	1968 .. Truman 9-7 (A)	1998 .. NWMSU 41-7 (H)
1923 .. NWMSU 15-7 (A)	1948 .. NWMSU 13-12 (A)	1969 .. Truman 39-12 (H)	1999 .. NWMSU 42-32 (A)
1924 .. Truman 7-6 (A)	1949 .. NWMSU 27-20 (H)	1970 .. Truman 35-7 (H)	2000 .. NWMSU 31-20 (H)
1925 .. NWMSU 12-3 (A)	1950 .. Tied 13-13 (A)	1971 .. Truman 16-3 (A)	2001 .. Truman 24-23 (A)
1926 .. Truman 51-7 (H)	1951 .. Truman 13-12 (H)	1972 .. NWMSU 10-0 (H)	2002 .. NWMSU 31-24 (H)
1927 .. Truman 54-6 (A)	1952 .. NWMSU 28-27 (A)	1973 .. NWMSU 7-6 (A)	2003 .. NWMSU 37-0 (A)
1928 .. Truman 33-7 (H)	1953 .. Truman 39-26 (H)	1974 .. NWMSU 10-13 (H)	2004 .. NWMSU 45-42 (H)
1929 .. Truman 7-6 (A)	1954 .. Truman 24-20 (A)	1975 .. Truman 20-0 (A)	2005 .. NWMSU 17-0 (A)
1930 .. Truman 20-7 (H)	1955 .. NWMSU 6-2 (H)	1976 .. Truman 42-10 (H)	2006 .. NWMSU 31-10 (H)
1931 .. NWMSU 7-0 (A)	1956 .. Truman 21-20 (A)	1977 .. Truman 31-21 (A)	2007 .. NWMSU 53-6 (A)
1932 .. Truman 6-0 (H)	1957 .. Truman 32-7 (H)	1978 .. Truman 27-7 (H)	2008 .. NWMSU 49-0 (H)
1933 .. Truman 18-0 (A)	1958 .. Truman 20-19 (A)	1979 .. NWMSU 13-9 (A)	
1934 .. Truman 33-0 (H)	1959 .. Tied 12-12 (H)	1980 .. Truman 14-10 (H)	
1935 .. Truman 20-6 (A)	1960 .. Truman 26-20 (A)	1981 .. Truman 52-0 (A)	
1936 .. Truman 7-0 (H)	1961 .. Truman 36-7 (H)	1982 .. Truman 63-13 (H)	
1937 .. Tied 0-0 (A)	1962 .. Truman 43-7 (A)	1983 .. Truman 27-21 (A)	
		1984 .. NWMSU 42-20 (H)	
		1985 .. Truman 35-24 (A)	
		1986 .. Truman 19-17 (H)	
		1987 .. Truman 23-0 (A)	
		1988 .. Truman 55-29 (H)	
		1989 .. Truman 16-13 (A)	
		1990 .. Truman 34-31 (H)	
		1991 .. Truman 37-28 (A)	
		1992 .. Truman 28-20 (H)	



In 1930, President U.W. Lamkin of Northwest Missouri State University sent a 30-inch piece of hickory to President Eugene Fair of Truman State University. At that time, neither man could have envisioned the impact of the "Old Hickory Stick" on the rivalry between the Bulldogs and Bearcats.

President Lamkin found the coveted trophy on a farm in the Northwest Missouri State district, where Dr. Fair was born, and the two schools started playing for its possession in 1931. It may not have the prestigious and familiar name of say, the "Little Brown Jug" (Michigan versus Minnesota), but observers of the annual 'Cat-'Dog fuss feel the "Stick" should not be underrated.

The two-and-one-half-foot piece of wood has been the prize for the oldest traditional trophy game in NCAA Division II history.

Truman has a decided edge in "Old Hickory Stick" meetings, capturing 43, losing 28 and tying Northwest Missouri on four occasions. Moreover, the Bulldogs have dominated the entire series, dating back to 1908. The Bulldogs have posted 54 triumphs, against 30 setbacks and four deadlocks.

SERIES HIGHLIGHTS

1960 - Defensive tackle Steve Stock performed the Truman heroics in a 26-20, victory by storming through the forward wall and intercepting a Northwest Missouri screen. Without hesitation, he rambled the remaining 15 yards unmolested for a TD with 1:45 showing on the clock.

1966 - The Bearcats' speedy Joe Spinello virtually defeated the Bulldogs by himself, catching a touchdown pass and returning two punts for scores. Spinello made an electrifying 72-yard return after Rick Gorzynski's kick bounced off teammate John Newcomb's helmet. He also scampered 86 yards on another punt return to make the score, 21-14. The Bearcats eventually won, 24-21, on a Mickey Thompson field goal with 1:02 left.

1967 - The Bulldogs had victory within their grasp, 7-6, with 1:54 remaining, only to see fullback Wayne Woolsey snatch a 44-yard TD aerial from quarterback Don Orlowski.

1968 - The Purple and White recovered the "Stick" in a 9-7 thriller at Maryville. Quarterback Don Cummings kept the ball and ran 30 yards in the first quarter for the Bulldogs' only TD. Bob Levy added a 30-yard field goal a few minutes later, and Truman spent the rest of the game protecting the slim margin. In the second half, the Bearcats attempted four field goals, the first hitting the uprights. Northwest Missouri's final three-point try, coming with 1:32 to go, was short.

1980 - The Bulldogs trailed the Bearcats, 10-7, early in the fourth quarter on a homecoming afternoon. But they moved the ball from their 30-yard line to the Northwest Missouri five on 12 plays. Quarterback Craig Towbin, spotted flanker Eric Holm in the end zone for a 5-yard TD pass, and the PAT by Greg Dole made the final score, 14-10.

1990 - The Bulldogs were forced to rally from a 10-point deficit in the third quarter and a three-point deficit in the fourth period to pull out a 34-31 homecoming victory over the Bearcats. Eight seconds into the fourth quarter, quarterback Jeff Frost heaved a 59-yard touchdown pass to wide receiver Randy Corbin for the winning score. The Bulldog defense halted a Bearcats drive at the Truman 21 with only 3:27 to go.

1992 - With his team leading by a mere point (21-20) early in the fourth quarter, Bulldog defensive tackle Geoff Hiddleston recovered a fumble and hauled it 46 yards for a TD. After the PAT, the Bulldogs led 28-20, and it held up the remainder of the game. However, Truman needed a couple of strong defensive series late in the fourth. The final threat was halted with 1:19 remaining, as Truman defensive back Robert Meriman intercepted a pass on his 13-yard line.

1996 - Truman's 11-year ownership of the stick came to a heart-wrenching end when Northwest came to Kirksville. The Bulldogs scored first, but the Bearcats rolled by Truman in the first half, taking a 28-16 lead into intermission. The eventual MIAA co-champion and NCAA second-round playoff participant would score four more TDs in the third quarter. Truman's Harlon Hill winner Jarrett Anderson scored the final TD of the game with 1:40 left. Northwest Missouri snapped the longest winning streak since the sticks inception, beating the Bulldogs, 52-22.

2001 - The Stick game kept to its legend of unpredictable finishes as Truman rallied in the fourth quarter, snapping a 41-game MIAA winning streak by the Bearcats.

The Bulldogs reclaimed the stick from the then eighth-ranked Bearcats, 24-23, overcoming a 20-7 deficit to start the fourth quarter.

Defensive end Jim Marischen sparked the Bulldogs' comeback by blocking a 24-yard field goal attempt. On the next drive, Austin Lepper made a 50-yard field goal after which the Bulldogs stopped Northwest on its 22-yard line.

Harlon Hill finalist Eric Howe, with 1:30 left in the game, began the Bulldogs' final drive and connected with Alfonso Pugh on a 17-yard pass, but threw three incompletions after that. Howe stayed poised and found Geoff Jensen on the come-back route, and connected with Andrew Blakley for seven yards and Pugh for 34-yards to get to the Bearcat 4-yard line. Howe then made his way to the end zone, just making the right corner to tie the score at 24 apiece. Lepper's PAT silenced a school-record 9,500 Bearcat homecoming fans.

2002 - The Bearcats reclaimed the Hickory Stick in a thrilling contest. Bulldog receiver Andrew Blakley set the MIAA career reception record in the game and his touchdown catch in the third quarter gave Truman a 24-21 lead.

The Bulldogs held on to that lead until the Bearcats tied it with under four minutes remaining in the game. Northwest Missouri then held Truman to a three-and-out and, after getting good field position, march in and scored the winning touchdown with 29 seconds left in the game.

2004 - Northwest Missouri came into the game undefeated and ranked third in the country, while Truman was still searching for its first win.

The Bulldogs, though, behind a MIAA record 479 passing yards by Jake Czeschin held a 42-38 lead late in the game. In the Bearcats final drive, Xavier Omon scored from one-yard out on fourth-down to give Northwest Missouri the lead for good with just 24 ticks remaining on the clock.



The Bulldogs dip the end of the "Old Hickory Stick" in purple paint, a tradition for the victors.

NCAA TROPHY GAMES

There are 114 trophy games in the NCAA (all divisions), below is a listing of oldest games.

Trophy	Teams	Division	Started
Victory Bell	Cincinnati/Miami (Ohio)	(BCS)	1888
Bronze Turkey	Knox/Monmouth	(D III)	1888
Paul Bunyan's Axe	Minnesota/Wisconsin	(BCS)	1890
Monon Bell	DePauw/Wabash	(D III)	1890
Indian War Drum	Missouri/Kansas	(BCS)	1891
The Stanford Axe	Stanford/California	(BCS)	1892
Battle for the Rag	LSU/Tulane	(BCS)	1893
Iron Bowl	Alabama/Auburn	(BCS)	1893
Governor's Cup	Georgia/Georgia Tech	(BCS)	1893
Centennial Cup	Colorado/Colorado St.	(BCS)	1893
Trustee Cup	Cornell/Penn	(FCS)	1893
The Maloof Trophy	New Mexico/New Mexico St.	(BCS)	1894
Platypus Trophy	Oregon/Oregon St.	(BCS)	1894
Lone Star	Texas/Texas A&M	(BCS)	1894
The Divide Trophy	Montana/Montana St.	(FCS)	1897
Broken Oar	Georgia Tech/Clemson	(BCS)	1898
The Bronze Boot	Colorado St./Wyoming	(BCS)	1899
Territorial Cup	Arizona/Arizona St.	(BCS)	1899
Edmund Orgill Trophy	Rhodes/Seawanee	(D III)	1899
Apple Cup	Washington/Washington St.	(BCS)	1900
Bedlam Bell	Oklahoma/Oklahoma St.	(BCS)	1900
Red River Rivalry	Texas/Oklahoma	(BCS)	1900
Golden Egg	Mississippi/Mississippi St.	(BCS)	1901
Granite Bowl	Dartmouth/New Hampshire	(FCS)	1901
Governor's Cup	Kansas/Kansas St.	(BCS)	1902
Little Brown Stein	Idaho/Montana	(BCS)	1903
Brice-Cowell Musket	Maine/New Hampshire	(FCS)	1903
Dakota Marker	N. Dakota St./S. Dakota St.	(FCS)	1903
Dutchman's Shoes	Rensselaer/Union	(D III)	1903
Battle for the Bell	Marshall/Ohio Univ.	(BCS)	1905
Little Brown Jug	Michigan/Minnesota	(BCS)	1909
Governor's Cup	Brown/Rhode Island	(FCS)	1909
Silver Shako	The Citadel/VMI	(FCS)	1920
Chief Caddo	Northwestern St./S.F. Austin	(FCS)	1924
The Ol' School Bell	Jacksonville St./Troy St.	(FCS)	1924
Iron Skillet	TCU/SMU	(BCS)	1925
Illibuck	Illinois/Ohio St.	(BCS)	1925
Old Oaken Bucket	Indiana/Purdue	(BCS)	1925
Jeweled Shillelagh	Notre Dame/USC	(BCS)	1926
Mo.-Neb. Bell	Missouri/Nebraska	(BCS)	1927
Keg of Nails	Cincinnati/Louisville	(BCS)	1929
Peace Pipe	Oklahoma/Missouri	(BCS)	1929
Victory Bell	UCLA/USC	(BCS)	1929
Ol' Hickory Stick	Truman/Northwest Mo.	(D II)	1930
Old Mountain Jug	Appalachian St./W. Carolina	(FCS)	1932
Floyd of Rosedale	Iowa/Minnesota	(BCS)	1935
Ramnapping Trophy	Connecticut/Rhode Island	(BCS)	1935




GAME 6 ♦ CENTRAL MISSOURI ♦ SAT. OCT. 3 ♦ WALTON STADIUM ♦ 1:30 P.M.

Willie Fritz



Randy Shepherd



Cosby DeMarco

SERIES INFORMATION

Series Record: Truman leads 52-35-5
First Meeting: 1905 (Truman won 12-6 - home)
Last Meeting: 2008 (UCM won 31-28 - home)
Last UCM Win: 2008
Last Truman Win: 2006 (24-21 in Kirksville)
Series Notes: *The Mules have won seven of the last eight games in the series.*

COACHING STAFF

Head Coach: Willie Fritz
Alma Mater, Year: Pittsburg St., 1983
Career Record: 128-49-1 (16 years)
Record @ UCM: 89-44-0 (12 years)
Football Phone: (660) 543-8297
Best Time To Call: Mornings

Assistant Coaches:

Offensive Coordinator: Charlie Stubbs
Wide Receivers: Jeff Conway
Co-Defensive Coordinator: Gregg Nesbitt
Co-Defensive Coordinator: Chuck Clemens
Offensive Line: Scott Grinde

TEAM INFORMATION

2008 Record: 7-4
Basic Offense: Multiple
Basic Defense: 4-4
Letterwinners Returning: 42
Letterwinners Lost: 26

Starters Returning/Lost:

Offense: 5/7 **Defense:** 5/8
Special Teams: 2/1

2009 SCHEDULE

Date	Opponent	Time
Aug. 27	SW Baptist	7:00 p.m.
Sept. 3	Missouri S&T	7:00 p.m.
Sept. 12	@ Emporia State	1:00 p.m.
Sept. 19	Pittsburg State	1:30 p.m.
Sept. 26	@ Washburn	1:00 p.m.
Oct. 3	Truman	1:30 p.m.
Oct. 10	Fort Hays State	1:30 p.m.
Oct. 17	@ Missouri Western	1:30 p.m.
Oct. 24	@ Nebraska-Omaha	1:00 p.m.
Oct. 31	Missouri Southern	1:30 p.m.
Nov. 7	@ Northwest Missouri	1:00 p.m.

TOP RETURNEES

<u>Passing</u>	<u>G</u>	<u>Comp</u>	<u>Att.</u>	<u>Int.</u>	<u>Yds.</u>	<u>TD</u>	<u>Yds/Game</u>
Eric Czerniewski	11	205	349	6	2938	27	267.0
<u>Rushing</u>	<u>G</u>	<u>No.</u>	<u>Yds.</u>	<u>YPC</u>	<u>TD</u>	<u>Yds/Game</u>	
Bobby Guillory	11	37	221	6.0	2	20.0	
<u>Receiving</u>	<u>G</u>	<u>No.</u>	<u>Yds.</u>	<u>YPC</u>	<u>TD</u>	<u>Yds/Game</u>	
DeMarco Cosby	11	29	623	21.5	5	56.6	
<u>Defense</u>	<u>G</u>	<u>UT-AT</u>	<u>Tot.</u>	<u>TFL</u>	<u>Int.</u>	<u>PBU</u>	
Cody Scribner	11	12-36	48	4.0-20	0	1	
Kor'Ree Manson	11	18-20	38	0-0	0	5	

CENTRAL MISSOURI

Location: Warrensburg, Mo.

Founded: 1871

Enrollment: 11,000

Nickname: Mules

Colors: Cardinal & Black

Stadium: Walton Stadium/Kennedy Field

Capacity/Surface: 12,000/Sprint Turf

Conference: MIAA (NCAA Div. II)

President: Dr. Aaron Podolefsky

Director of Athletics: Jerry Hughes

MEDIA INFORMATION

SID: Rob McCutcheon

Work Phone: (660) 543-4312

Email: rmccutcheon@ucmo.edu

Press Box: (660) 543-8198

Web Address: www.ucmo.edu/athletics

ALL-TIME VS. TRUMAN

1905 ... Truman 12-6 (H)	1934 ... Truman 24-6 (A)	1959 ... Truman 26-17 (H)	1989 ... UCM 22-16 (H)
1906 ... UCM 15-10 (H)	1935 ... Truman 10-9 (H)	1960 ... Truman 25-0 (A)	1990 ... Truman 13-3 (A)
1909 ... Truman 2-0	1936 ... Truman 13-7 (A)	1961 ... Truman 14-7 (H)	1991 ... UCM 38-37 (H)
1910 ... UCM 11-0 (H)	1937 ... UCM 13-6 (H)	1962 ... Truman 42-7 (A)	1992 ... Truman 24-6 (A)
1911 ... UCM 5-3 (H)	1938 ... UCM 20-14 (A)	1963 ... Truman 49-0 (H)	1993 ... UCM 36-18 (H)
1914 ... UCM 76-0 (H)	1939 ... UCM 21-7 (H)	1964 ... Truman 38-7 (A)	1994 ... Truman 28-20 (A)
1919 ... Tied 0-0 (H)	1940 ... Truman 10-7 (A)	1965 ... Truman 34-8 (H)	1995 ... Truman 45-34 (A)
1920 ... Truman 28-0 (A)	1941 ... UCM 6-0 (H)	1966 ... UCM 17-13 (A)	1996 ... Truman 45-10 (H)
1921 ... Truman 7-0 (H)	1946 ... Tied 0-0 (H)	1967 ... UCM 9-0 (H)	1997 ... Truman 37-34 (A)
1922 ... Truman 13-6 (A)	1947 ... Truman 7-6 (A)	1968 ... UCM 14-7 (A)	1998 ... UCM 10-7 (H)
1923 ... UCM 2-0 (H)	1948 ... Truman 7-0 (H)	1969 ... Truman 28-10 (H)	1999 ... Truman 24-13 (A)
1924 ... Tied 7-7 (A)	1949 ... UCM 26-13 (A)	1970 ... Truman 28-21 (A)	2000 ... Truman 28-14 (H)
1925 ... Tied 0-0 (H)	1950 ... UCM 33-13 (H)	1971 ... Truman 21-6 (H)	2001 ... UCM 58-27 (H)
1926 ... UCM 19-12 (A)	1951 ... Truman 22-6 (A)	1972 ... Tied 7-7 (A)	2002 ... UCM 17-3 (A)
1927 ... Truman 19-13 (H)	1952 ... Truman 32-0 (H)	1973 ... Truman 21-14 (H)	2003 ... UCM 28-22 (A)
1928 ... Truman 13-7 (A)	1953 ... Truman 25-6 (A)	1974 ... Truman 13-6 (A)	2004 ... UCM 46-0 (H)
1929 ... Truman 38-12 (H)	1954 ... Truman 26-6 (H)	1975 ... Truman 27-12 (H)	2005 ... UCM 69-17 (A)
1930 ... Truman 7-6 (A)	1955 ... UCM 19-7 (A)	1976 ... UCM 34-20 (A)	2006 ... Truman 24-21 (H)
1931 ... Truman 19-7 (H)	1956 ... UCM 19-7 (H)	1977 ... Truman 45-23 (H)	2007 ... UCM 27-7 (A)
1932 ... Truman 18-0 (A)	1957 ... Truman 14-13 (A)	1978 ... Truman 21-6 (A)	2008 ... UCM 31-28 (H)
1933 ... Truman 33-7 (H)	1958 ... Truman 32-13 (A)	1979 ... Truman 35-16 (H)	
		1980 ... UCM 20-7 (A)	
		1981 ... Truman 20-10 (H)	
		1982 ... Truman 23-20 (A)	
		1983 ... UCM 31-13 (H)	
		1984 ... UCM 24-7 (A)	
		1985 ... Truman 49-6 (H)	
		1986 ... UCM 14-7 (A)	
		1987 ... UCM 35-33 (H)	
		1988 ... UCM 17-16 (A)	



GAME 7 ♦ MISSOURI WESTERN ♦ SAT. OCT. 10 ♦ STOKES STADIUM ♦ 2:00 P.M.

Jerry Partridge



Drew Newhart



Andrew Mead

SERIES INFORMATION

Series Record: Truman leads 15-11
First Meeting: 1972 (Truman won 27-0 - away)
Last Meeting: 2008 (MWSU won 33-32 - away)
Last MWSU Win: 2008
Last Truman Win: 2007 (37-28 in Kirksville)
Series Notes: *Truman is 8-5 against Missouri Western in games played at Stokes Stadium*

COACHING STAFF

Head Coach: Jerry Partridge
Alma Mater, Year: Missouri Western, 1985
Career Record: 86-52 (11 years)
Record @ MWSU: Same
Football Phone: (816) 271-4499
Best Time To Call: Mornings

Assistant Coaches:

Offensive Coordinator: Tyler Fenwick
Defensive Coordinator: Regi Trotter
Offensive Line: Jay Eilers
Linebackers: Chris Eads
Defensive Line: Wes Bell
Running Backs: Mike Burton
Wide Receivers: Aaron Bell
Special Teams: Jay White

TEAM INFORMATION

2008 Record: 6-6
Basic Offense: Multiple Spread
Basic Defense: Multiple 4-3
Letterwinners Returning: 35
Letterwinners Lost: 15

Starters Returning/Lost:

Offense: 10/1 **Defense:** 8/4
Special Teams: 2/3

2009 SCHEDULE

Date	Opponent	Time
Aug. 27	Northern State	6:00 p.m.
Sept. 5	@ Mesa State	1:00 p.m.
Sept. 12	@ Fort Hays State	7:00 p.m.
Sept. 19	Washburn	6:00 p.m.
Sept. 26	@ Pittsburg State	2:00 p.m.
Oct. 3	Northwest Missouri	1:30 p.m.
Oct. 10	@ Truman	2:00 p.m.
Oct. 17	Central Missouri	1:30 p.m.
Oct. 24	Missouri Southern	1:30 p.m.
Oct. 31	@ Emporia State	1:00 p.m.
Nov. 7	Nebraska-Omaha	1:30 p.m.

TOP RETURNEES

<u>Passing</u>	<u>G</u>	<u>Comp</u>	<u>Att.</u>	<u>Int.</u>	<u>Yds.</u>	<u>TD</u>	<u>Yds/Game</u>
Drew Newhart	12	225	376	18	2769	18	230.8
<u>Rushing</u>	<u>G</u>	<u>No.</u>	<u>Yds.</u>	<u>YPC</u>	<u>TD</u>	<u>Yds/Game</u>	
Thomas Hodges	12	198	855	4.3	6	71.2	
<u>Receiving</u>	<u>G</u>	<u>No.</u>	<u>Yds.</u>	<u>YPC</u>	<u>TD</u>	<u>Yds/Game</u>	
Andrew Mead	12	52	598	11.5	4	49.8	
<u>Defense</u>	<u>G</u>	<u>UT-AT</u>	<u>Tot.</u>	<u>TFL</u>	<u>Int.</u>	<u>PBU</u>	
Sean Whithers	12	56-56	112	9.0-22	3	1	
Bradlev Davidson	12	37-37	74	16.0-79		1	

MISSOURI WESTERN

Location: St. Joseph, Mo.
Founded: 1969
Enrollment: 5,535
Nickname: Griffons
Colors: Black & Gold
Stadium: Spratt Memorial Stadium
Capacity/Surface: 6,000/Turf
Conference: MIAA (NCAA Div. II)
President: Dr. Robert Vartabedian
Director of Athletics: Dave Williams
Ticket Information: (816) 271-5904

MEDIA INFORMATION

SID: Trevor Berneking
Work Phone: (816) 271-4257
Email: tberneking@missouriwestern.edu
Press Box: (816) 271-4257
Web Address: www.gogriffons.com

ALL-TIME VS. TRUMAN

1972 . . . Truman 27-0 (A)	2000 . . . MWSU 20-19 (A)
1973 . . . MWSU 17-16 (H)	2001 . . . Truman 42-35 (A)
1974 . . . Truman 28-15 (A)	2002 . . . Truman 27-23 (H)
1975 . . . Truman 45-18 (H)	2003 . . . MWSU 39-6 (H)
1985 . . . Truman 31-30 (A)	2004 . . . MWSU 27-16 (A)
1986 . . . Truman 19-9 (H)	2005 . . . MWSU 24-2 (H)
1989 . . . MWSU 38-23 (A)	2006 . . . MWSU 38-13 (A)
1990 . . . Truman 21-0 (H)	2007 . . . Truman 37-28 (H)
1991 . . . Truman 42-21 (H)	2008 . . . MWSU 33-32 (A)
1992 . . . Truman 41-7 (A)	
1993 . . . MWSU 42-6 (H)	
1994 . . . MWSU 36-34 (A)	
1995 . . . Truman 42-21 (H)	
1996 . . . Truman 33-7 (A)	
1997 . . . Truman 31-17 (H)	
1998 . . . Truman 41-15 (A)	
1999 . . . MWSU 28-19 (H)	



OUTLOOK

COACHES

ROSTER

PLAYERS

08 REVIEW

RECORDS

HISTORY

OPPONENTS

MIAA

TRUMAN

GAME 8 ♦ MISSOURI SOUTHERN ♦ SAT. OCT. 17 ♦ HUGHES STADIUM ♦ 2:00 P.M.



Bart Tatum



Jared Brawner

SERIES INFORMATION

Series Record: Truman leads 14-7
First Meeting: 1968 (Truman won 48-8 - away)
Last Meeting: 2008 (Truman won 38-7 - home)
Last MSSU Win: 2007 (55-24 in Joplin)
Last Truman Win: 2008
Series Notes: *The Bulldogs last win in Joplin was in 2003. The Lions hold a 6-5 advantage in home games.*

COACHING STAFF

Head Coach: Bart Tatum
Alma Mater, Year: Austin College, 1991
Career Record: 15-18 (three years)
Record @ MSSU: Same
Football Phone: (417) 625-9317
Best Time To Call: Mornings

Assistant Coaches:

Offensive Coordinator: Matt Karleskint
Defensive Coordinator: Daryl Daye
Offensive Line: Matt Plunkett
Defensive Ends: Raleigh Jackson
Running Backs: John Tatum
Wide Receivers: Jared Elliot
Def. Backs: Mike Mutz

TEAM INFORMATION

2008 Record: 4-7
Basic Offense: Multiple
Basic Defense: 4-4
Letterwinners Returning: 48
Letterwinners Lost: 28

Starters Returning/Lost:

Offense: 7/5 **Defense:** 9/2
Special Teams: 2/2

2009 SCHEDULE

Date	Opponent	Time
Aug. 29	@ Harding (Ark.)	6:00 p.m.
Sept. 5	OPEN	
Sept. 12	@ Washburn	6:00 p.m.
Sept. 19	Emporia State	6:00 p.m.
Sept. 26	Nebraska-Omaha	2:00 p.m.
Oct. 3	Pittsburg State	2:00 p.m.
Oct. 10	@ Northwest Missouri	1:00 p.m.
Oct. 17	Truman	2:00 p.m.
Oct. 24	@ Missouri Western	1:30 p.m.
Oct. 31	@ Central Missouri	1:30 p.m.
Nov. 7	Fort Hays State	2:00 p.m.

TOP RETURNEES

<u>Passing</u>	<u>G</u>	<u>Comp</u>	<u>Att.</u>	<u>Int.</u>	<u>Yds.</u>	<u>TD</u>	<u>Yds/Game</u>
Collin Howard	10	21	38	3	270	2	27.0
<u>Rushing</u>	<u>G</u>	<u>No.</u>	<u>Yds.</u>	<u>YPC</u>	<u>TD</u>	<u>Yds/Game</u>	
Toderick Hunt	11	143	621	4.3	6	56.5	
<u>Receiving</u>	<u>G</u>	<u>No.</u>	<u>Yds.</u>	<u>YPC</u>	<u>TD</u>	<u>Yds/Game</u>	
Isaac Norman	11	25	301	12.0	3	27.4	
<u>Defense</u>	<u>G</u>	<u>UT-AT</u>	<u>Tot.</u>	<u>TFL</u>	<u>Int.</u>	<u>PBU</u>	
Jared Brawner	11	66-54	120	5.5-13	1-0	7	
Skyler Vandiver	11	42-36	78	2.5-7		3	

MISSOURI WESTERN

Location: Joplin, Mo.
Founded: 1937
Enrollment: 5,740
Nickname: Lions
Colors: Green & Gold
Stadium: Fred G. Hughes Stadium
Capacity/Surface: 7,000/Sprint Turf
Conference: MIAA (NCAA Div. II)
Interim President: Dr. Bruce Speck
Director of Athletics: Jared Bruggeman

MEDIA INFORMATION

SID: Justin Maskus
Work Phone: (417) 625-9359
Email: maskus-j@mssu.edu
Press Box: (417) 659-4384
Web Address: www.mssu.edu/athletics

ALL-TIME VS. TRUMAN

1968 . . . Truman 48-8 (A)	2006 . . . Truman 35-28 (H)
1989 . . . MSSU 17-14 (A)	2007 . . . MSSU 55-24 (A)
1990 . . . Truman 25-3 (H)	2008 . . . Truman 38-7 (H)
1991 . . . Truman 43-42 (A)	* MSSU forfeited two games
1992 . . . Truman 52-6 (H)	
1993 . . . MSSU 41-37 (A)	
1994 . . . Truman 37-21 (H)	
1995 . . . MSSU 24-22 (A)	
1996 . . . Truman 38-28 (H)	
1997 . . . MSSU 40-32 (A)*	
1998 . . . Truman 25-21 (H)	
1999 . . . Truman 45-40 (A)	
2000 . . . Truman 30-28 (H)	
2001 . . . Truman 37-9 (H)	
2002 . . . Truman 28-14 (A)	
2003 . . . Truman 15-3 (A)	
2004 . . . MSSU 30-20 (H)	
2005 . . . MSSU 40-17 (A)	



GAME 9 ♦ EMPORIA STATE ♦ SAT. OCT. 24 ♦ STOKES STADIUM ♦ 1:00 P.M.



Garin Higgins



Andre Sloan El



Travis Lee

SERIES INFORMATION

Series Record: Emporia leads 14-9
First Meeting: 1927 (ESU won 16-13 - neutral)
Last Meeting: 2008 (ESU won 35-24 - away)
Last ESU Win: 2008
Last Truman Win: 2007 (33-30 OT - home)
Series Notes: *The last four Truman wins in the series have come by less than a touchdown.*

COACHING STAFF

Head Coach: Garin Higgins
Alma Mater, Year: Emporia State, 1992
Career Record: 58-24 (6 years)
Record @ ESU: 7-15 (2 years)
Football Phone: (620) 341-5504
Best Time To Call: Mornings

Assistant Coaches:

Assistant Head Coach: Bryce Saia
Defensive Coordinator: Ken Gordon
Co-Offensive Coordinator: Gary Manuel
Co-Offensive Coordinator: Sean Clowers
Wide Receivers/Special Teams: Matt Walter
Tight Ends: Jerrod Sparling
Secondary: Tyler Mikkleson
Linebackers: Eric Burrow
Defensive Line: Mike LoPorto

TEAM INFORMATION

2008 Record: 4-7
Basic Offense: Spread
Basic Defense: 4-3
Letterwinners Returning: 33
Letterwinners Lost: 25

Starters Returning/Lost:

Offense: 7/4 **Defense:** 9/2
Spical Teams: 1/1

2009 SCHEDULE

Date	Opponent	Time
Aug. 27	SW Oklahoma St.	7:00 p.m.
Sept. 5	@ Augustana	1:00 p.m.
Sept. 12	Central Missouri	1:00 p.m.
Sept. 19	@ Missouri Southern	6:00 p.m.
Sept. 26	@ Fort Hays State	7:00 p.m.
Oct. 3	Nebraska-Omaha	1:00 p.m.
Oct. 10	@ Pittsburg State	2:00 p.m.
Oct. 17	Northwest Missouri	1:00 p.m.
Oct. 24	@ Truman	1:00 p.m.
Oct. 31	Missouri Western	1:00 p.m.
Nov. 7	Washburn	1:00 p.m.

TOP RETURNNEES

<u>Passing</u>	<u>G</u>	<u>Comp</u>	<u>Att.</u>	<u>Int.</u>	<u>Yds.</u>	<u>TD</u>	<u>Yds/Game</u>
Andre Sloan El	10	223	134	10	1416	10	141.6
<u>Rushing</u>	<u>G</u>	<u>No.</u>	<u>Yds.</u>	<u>YPC</u>	<u>TD</u>	<u>Yds/Game</u>	
Andre Sloan El	10	122	439	3.6	6	43.9	
<u>Receiving</u>	<u>G</u>	<u>No.</u>	<u>Yds.</u>	<u>YPC</u>	<u>TD</u>	<u>Yds/Game</u>	
Danny McEvoy	11	25	326	13.0	6	29.6	
<u>Defense</u>	<u>G</u>	<u>UT-AT</u>	<u>Tot.</u>	<u>TFL</u>	<u>Int.</u>	<u>PBU</u>	
Katrel Larkins	11	44-36	80	4.5-20	0	0	
Angelo Webb	11	14-10	24	4.5-23	0	1	

EMPORIA STATE

Location: Emporia, Kan.
Founded: 1863
Enrollment: 6,528
Nickname: Hornets
Colors: Old Gold & Black
Stadium: Jones Field @ Welch Stadium
Capacity/Surface: 7,000/Super Turf
Conference: MIAA (NCAA Div. II)
President: Dr. Michael Lane
Director of Athletics: Kent Weiser

MEDIA INFORMATION

SID: Don Weast
Work Phone: (620) 341-5526
Email: dweast@emporia.edu
Press Box: (620) 341-5020
Web Address: www.emporia.edu/athletics



OUTLOOK

COACHES

ROSTER

PLAYERS

08 REVIEW

RECORDS

HISTORY

OPPONENTS

MIAA

TRUMAN

GAME 10 ♦ WASHBURN ♦ SAT. OCT. 31 ♦ YAGER STADIUM ♦ 1:00 P.M.



Craig Schurig



Zach Watkins



Justin Cooper

SERIES INFORMATION

Series Record: Truman leads 18-8
First Meeting: 1958 (Truman won 26-13 - home)
Last Meeting: 2008 (WU won 31-17 - home)
Last WU Win: 2008
Last Truman Win: 2006 (21-7 in Kirksville)
Series Notes: *Since the year 2000, Washburn holds a 5-4 advantage in the series.*

COACHING STAFF

Head Coach: Craig Schurig
Alma Mater, Year: Colorado Mines, 1987
Career Record: 46-34 (seven years)
Record @ WU: Same
Football Phone: (785) 670-1340
Best Time To Call: Mornings

Assistant Coaches:

Offensive Coordinator: Brian Miller
Defensive Coordinator: Chris Brown
Linebackers/Special Teams: Cooper Harris
Defensive Line: David Trupp
Running Backs: Rob Robinson

TEAM INFORMATION

2008 Record: 6-5
Basic Offense: West Coast/Pro Set
Basic Defense: 4-4
Letterwinners Returning: 42
Letterwinners Lost: 8

Starters Returning/Lost:

Offense: 10/1 **Defense:** 8/3
Special Teams: 2/0

2009 SCHEDULE

Date	Opponent	Time
Aug. 29	@ Colorado Mines	1:00 p.m.
Sept. 4	New Mexico Highlands	6:00 p.m.
Sept. 12	Missouri Southern	6:00 p.m.
Sept. 19	@ Missouri Western	6:00 p.m.
Sept. 26	Central Missouri	1:00 p.m.
Oct. 3	Fort Hays State	1:00 p.m.
Oct. 10	@ Nebraska-Omaha	1:00 p.m.
Oct. 17	Pittsburg State	1:00 p.m.
Oct. 24	@ Northwest Missouri	1:30 p.m.
Oct. 31	Truman	1:00 p.m.
Nov. 7	@ Emporia State	1:00 p.m.

TOP RETURNEES

<u>Passing</u>	<u>G</u>	<u>Comp</u>	<u>Att.</u>	<u>Int.</u>	<u>Yds.</u>	<u>TD</u>	<u>Yds/Game</u>
Dane Simoneau	7	62	130	6	788	5	112.6
<u>Rushing</u>	<u>G</u>	<u>No.</u>	<u>Yds.</u>	<u>YPC</u>	<u>TD</u>	<u>Yds/Game</u>	
Justin Cooper	8	135	539	4.0	5	67.4	
<u>Receiving</u>	<u>G</u>	<u>No.</u>	<u>Yds.</u>	<u>YPC</u>	<u>TD</u>	<u>Yds/Game</u>	
Drameagon Powers	11	37	590	15.9	5	53.6	
<u>Defense</u>	<u>G</u>	<u>UT-AT</u>	<u>Tot.</u>	<u>TFL</u>	<u>Int.</u>	<u>PBU</u>	
Zach Watkins	11	58-61	119	5.0-10	5	4	
Eric Lawrence	3	5-2	7	1.0-7	0	0	

WASHBURN

Location: Topeka, Kan.
Founded: 1865
Enrollment: 7,500
Nickname: Ichabods
Colors: Yale Blue & White
Stadium: Yager Stadium @ Moore Bowl
Capacity/Surface: 7,200/Sportex Field
Conference: MIAA (NCAA Div. II)
President: Dr. Jerry Farley
Director of Athletics: Loren Ferre'

MEDIA INFORMATION

SID: Gene Cassell
Work Phone: (785) 670-1791
Email: gene.cassell@washburn.edu
Press Box: (785) 670-1563
Web Address: www.wusports.com

ALL-TIME VS. TRUMAN

1958 . . Truman 26-13 (H)	2000 . . Truman 45-42 (H)
1959 . . Truman 6-0 (A)	2001 . . Truman 27-26 (A)
1960 . . Truman 39-12 (H)	2002 . . WU 26-21 (H)
1961 . . Truman 27-9 (A)	2003 . . Truman 12-6 (A)
1962 . . Truman 39-0 (H)	2004 . . WU 62-0 (H)
1963 . WU 7-6 (A)*	2005 . . WU 21-14 (A)
1989 . WU 21-3 (H)*	2006 . . Truman 21-7 (H)
1990 . . Truman 44-17 (A)	2007 . . WU 71-35 (A)
1991 . . Truman 14-7 (A)	2008 . . WU 31-17 (H)
1992 . . Truman 42-8 (H)	
1993 . . Truman 34-0 (A)	
1994 . . Truman 50-31 (H)	
1995 . . Truman 41-17 (A)	
1996 . . Truman 38-21 (H)	
1997 . . Truman 37-7 (A)	
1998 . . Truman 38-28 (H)	
1999 . . WU 52-18 (A)	

* WU forfeited two games



GAME 11 ♦ PITTSBURG STATE ♦ SAT. NOV. 7 ♦ STOKES STADIUM ♦ 1:00 P.M.



Chuck Broyles Alex Kuhlman

SERIES INFORMATION

Series Record: PSU leads 24-14-1
First Meeting: 1933 (Truman won 7-0 - away)
Last Meeting: 2008 (PSU won 45-28 - away)
Last PSU Win: 2008
Last Truman Win: 1980 (17-14 in St. Joseph)
Series Notes: *Pittsburg State has won the last 21 meetings with the Bulldogs.*

COACHING STAFF

Head Coach: Chuck Broyles
Alma Mater, Year: Pittsburg St., 1970
Career Record: 193-41-2 (19 Years)
Record @ PSU: Same
Football Phone: (620) 235-4389
Best Time To Call: Mornings

Assistant Coaches:

Offensive Coordinator: Tim Beck
Defensive Coordinator: David Wiemers
Offensive Line: Steve Wells
Defensive Backs: Lance Cullen
Linebackers: Carl Roth
Running Backs: John Pierce

TEAM INFORMATION

2008 Record: 11-2
Basic Offense: Multiple/Option
Basic Defense: 3-4
Letterwinners Returning: 34
Letterwinners Lost: 19

Starters Returning/Lost:

Offense: 3/8 **Defense:** 8/3
Special Teams: 2/0

2009 SCHEDULE

Date	Opponent	Time
Aug. 29	Central Oklahoma	7:00 p.m.
Sept. 5	Chadron State	12:00 p.m.
Sept. 12	vs. Northwest Missouri	5:00 p.m.
Sept. 19	@ Central Missouri	1:30 p.m.
Sept. 26	Missouri Western	2:00 p.m.
Oct. 3	@ Missouri Southern	2:00 p.m.
Oct. 10	Emporia State	2:00 p.m.
Oct. 17	@ Washburn	1:00 p.m.
Oct. 24	Fort Hays State	2:00 p.m.
Oct. 31	@ Nebraska-Omaha	1:00 p.m.
Nov. 7	@ Truman	1:00 p.m.

TOP RETURNEES

<u>Passing</u>	<u>G</u>	<u>Comp</u>	<u>Att.</u>	<u>Int.</u>	<u>Yds.</u>	<u>TD</u>	<u>Yds/Game</u>
John McCoy	11	14	23	2	221	2	20.0
<u>Rushing</u>	<u>G</u>	<u>No.</u>	<u>Yds.</u>	<u>YPC</u>	<u>TD</u>	<u>Yds/Game</u>	
John McCoy	11	24	79	3.3	2	7.2	
<u>Receiving</u>	<u>G</u>	<u>No.</u>	<u>Yds.</u>	<u>YPC</u>	<u>TD</u>	<u>Yds/Game</u>	
Kendall Fisher	13	22	359	16.3	2	27.6	
<u>Defense</u>	<u>G</u>	<u>UT-AT</u>	<u>Tot.</u>	<u>TFL</u>	<u>Int.</u>	<u>PBU</u>	
Chadd Snyder	13	34-33	67	2.0-6	2	8	
Alex Kuhlman	13	31-31	62	4.5-24	4	2	

PITTSBURG STATE

Location: Pittsburg, Kan.
Founded: 1903
Enrollment: 7,000
Nickname: Gorillas
Colors: Crimson & Gold
Stadium: Brandenburg Field/Smith Stadium
Capacity/Surface: 8,343/FieldTurf
Conference: MIAA (NCAA Div. II)
President: TBA
Director of Athletics: Chuck Broyles
Ticket Information: (620) 235-4796

MEDIA INFORMATION

SID: Dan Wilkes
Work Phone: (620) 235-4147
Email: dwilkes@pittstate.edu
Press Box: (620) 235-4869
Web Address: www.pittstategorillas.com

ALL-TIME VS. TRUMAN

1933 ..Truman 7-0 (A)	1980 ..Truman 17-14 (N)	2004 ..PSU 77-7 (A)
1934 ..Truman 13-7 (H)	1989 ..PSU 43-0 (H)	2005 ..PSU 66-14 (H)
1936 ..Truman 14-0 (A)	1990 ..PSU 64-30 (A)	2006 ..PSU 45-21 (A)
1947 ..Truman 12-6 (A)	1990 ..PSU 59-3 (A) #	2007 ..PSU 40-0 (H)
1948 ..Tied 12-12 (A)	1991 ..PSU 55-20 (H)	2008 ..PSU 45-28 (A)
1955 ..Truman 20-13 (A)	1992 ..PSU 35-21 (A)	
1956 ..PSU 48-18 (H)	1993 ..PSU 15-0 (H)	
1957 ..PSU 40-14 (A)	1994 ..PSU 13-10 (A)	
1958 ..PSU 21-12 (H)	1995 ..PSU 49-7 (H)	
1962 ..Truman 34-12 (H)	1996 ..PSU 31-16 (A)	
1963 ..Truman 25-20 (A)	1997 ..PSU 28-18 (H)	
1964 ..Truman 40-16 (H)	1998 ..PSU 28-7 (A)	
1965 ..Truman 20-19 (A)	1999 ..PSU 29-17 (H)	
1966 ..Truman 49-14 (H)	2000 ..PSU 39-9 (A)	
1967 ..Truman 14-13 (A)	2001 ..PSU 28-0 (A)	
1968 ..Truman 18-15 (H)	2002 ..PSU 49-35 (H)	
1969 ..Truman 14-13 (A)	2003 ..PSU 48-8 (H)	

Division II Playoff Game



OUTLOOK

COACHES

ROSTER

PLAYERS

08 REVIEW

RECORDS

HISTORY

OPPONENTS

MIAA

TRUMAN

THE MID-AMERICA INTERCOLLEGIATE ATHLETICS ASSOCIATION



www.themiaa.com



Jim Johnson



Larry House



Natasha Oakes

Commissioner:
Assistant Commissioner-Championships/Business:
Assistant to the Commissioner/Compliance:
Director of Communications:

Jim Johnson
 Larry House
 Natasha Oakes
 Kellen Coleman

114 W. 11th St.
 Suite 105
 Kansas City, Mo. 64105
 (816) 421-MIAA (6422)

Conference Timeline:

1912: Original Missouri Intercollegiate Athletic Association formed -- Cape Girardeau State Teachers, Kirksville State Teachers, Maryville State Teachers, Springfield State Teachers, Warrensburg State Teachers, Central Coll., Central Wesleyan, Culver-Stockton, Drury, Missouri Valley, Missouri Wesleyan, Tarkio, Westminster, and William Jewell.
1924: The MIAA reorganized to include only the five regional state colleges -- Central, Northwest, Northeast, Southwest and Southeast. Sports include football basketball and outdoor track & field.
1931: Tennis added as a conference sport.
1932: Indoor track added as an MIAA sport.
1934: Golf added as a conference sport.
1935: Missouri School of Mines (now Missouri-Rolla) joins the MIAA.
1957: MIAA joins the National Collegiate Athletic Association (NCAA) College Division.
1958: Cross country added as an MIAA sport.
1963: Southwest Missouri State's men's golf squad wins MIAA's first NCAA College Division championship.
1964: Missouri Mines changes its name to University of Missouri-Rolla
1965: Wrestling and swimming added as MIAA sports
1966: Baseball added as an MIAA sport
1970: Lincoln University joins the MIAA.
1974: Southwest Missouri State wins the NCAA Division II Men's Cross Country Championship.
1980: University of Missouri-St. Louis joins the MIAA.
1981: Men's soccer added as a conference sport... Ken B. Jones is appointed as MIAA's first full-time commissioner... Southwest Missouri State leaves for NCAA Division I.
1982: The MIAA begins sponsoring championships in women's athletics -- volleyball, softball, basketball, cross country, track & field and tennis.
1984: Central Missouri becomes the first school in NCAA history to have its men's and women's basketball squads earn national championships in the same season. Southeast Missouri State also wins an NCAA Division II National Championship in men's cross country.
1985: Southeast Missouri State claims NCAA Division II Men's Indoor Track National Championship.
1986: Southwest Baptist University joins the MIAA.
1989: Missouri Southern, Missouri Western, Pittsburg State and Washburn join MIAA... Men's soccer championship suspended.
1991: Southeast Missouri State leaves for NCAA Division I... Emporia State joins the MIAA... MIAA establishes Sports Information Office... Pittsburg State, in just its third season as an NCAA Division II member, wins the Football National Championship with a 20-6 win over Jacksonville (Ala.) State.

1992: Missouri Southern State's softball squad, also in its third season in Division II play, defeats California State-Hayward, 1-0, to win the national championship... Conference name changed to Mid-America Intercollegiate Athletics Association.
1994: Central Missouri knocks off Florida Southern, 14-9, to capture the NCAA Division II Baseball Championship... Men's soccer championship play resumes... First Ken B. Jones Award for MIAA Student-Athlete of the Year given.
1996: Missouri-St. Louis completes final season before moving to the Great Lakes Valley Conference... Northeast Missouri State changes its name to Truman State University.
1997: Ken B. Jones retires on June 30 after 16 years of service as commissioner to the conference... MIAA chief executive officers select former Metro Conference and Gulf South Conference commissioner Ralph McFillen as his successor... New MIAA office established in Overland Park, Kan.
1998: Northwest Missouri State became the first football team in NCAA Division II history to post a 15-0 record, as the Bearcats won their first national title in any sport with a 24-6 win over Carson-Newman (Tenn.).
1999: Lincoln forfeits membership in the MIAA at the conclusion of the 1998-99 academic year... Men's soccer championship discontinued... Women's soccer added as a championship sport... Northwest Missouri State wins the longest NCAA Championship football game at any level, defending the Division II National Title with a 58-52, four-overtime win over Carson-Newman (Tenn.) at Florence, Ala.
2000: The MIAA enters agreement with Mineral Water Bowl, where the top team from the conference not making the NCAA-II Football Playoffs will take on a representative from the Northern Sun Intercollegiate Conference the first Saturday in December.
2002: On Oct. 17, 26,695 football fans at Kansas City's Arrowhead Stadium watch Northwest Missouri State defeat Pittsburg State, 29-6 -- the largest crowd ever to witness an MIAA event.
2003: First MIAA Basketball Tournament played at Kansas City's Municipal Auditorium. Central Missouri wins its second NCAA Division II Baseball Championship.
2005: Washburn wins the NCAA Division II women's basketball championship. Missouri-Rolla completes final MIAA season.
2006: Fort Hays State University joins the MIAA. Central Missouri State changes its name to University of Central Missouri.
2007: Nebraska-Omaha accepted as 11th member of MIAA, to begin play in 2008-09. Ralph McFillen retires as commissioner, succeeded by Jim Johnson. Southwest Baptist announces intention to play football as an independent in 2008.
2009: The MIAA admits Lincoln (Mo.) back into the league and the Blue Tigers will begin play during the 2010 season for all sports except football (2011).

	School	Year	Sports		Location	Enrollment	Athletic Director
		Joined	Sponsorship	Nickname			
MIAA	Univ. of Central Missouri	1912	16	Mules/Jennies	Warrensburg, Mo.	11,000	Jerry Hughes
	Emporia State University	1991	15	Hornets/Lady Hornets	Emporia, Kan.	6,528	Kent Weiser
	Fort Hays State Univ.	2006	16	Tigers	Hays, Kan.	9,000	Curtis Hammeke
	Missouri Southern	1989	16	Lions	Joplin, Mo.	5,300	Jared Bruggeman
TRUMAN	Missouri Western	1989	10	Griffons	St. Joesph, Mo.	5,295	Dave Williams
	Nebraska-Omaha	2008	15	Mavericks	Omaha, Neb.	14,700	Trev Alberts
	Northwest Missouri	1912	15	Bearcats	Maryville, Mo.	6,500	Dr. Bob Boerigter
	Pittsburg State University	1989	13	Gorillas	Pittsburg, Kan.	6,750	Chuck Broyles
86	Southwest Baptist University	1986	16	Bearcats/Lady Bearcats	Bolivar, Mo.	3,600	TBA
	Truman State University	1912	21	Bulldogs	Kirksville, Mo.	5,800	Jerry Wollmering
	Washburn Univ.	1989	10	Ichabods/Lady Blues	Topeka, Kan.	7,400	Loren Ferre'

2008 MIAA FINAL STANDINGS

	MIAA					OVERALL				
	W	L	PF	PA	Pct.	W	L	PF	PA	Pct.
x- Northwest Mo. (2)	9	0	372	117	1.000	13	2	600	288	0.867
Pittsburg State (8)	8	1	340	204	0.889	11	2	462	306	0.846
Nebraska-Omaha (22)	6	3	270	219	0.667	7	4	340	273	0.636
Central Missouri	5	4	302	260	0.556	7	4	380	282	0.636
Mo. Western	5	4	257	276	0.556	6	6	329	387	0.500
Washburn	4	5	182	206	0.444	6	5	244	236	0.545
Truman	3	6	220	258	0.333	4	7	292	318	0.364
Emporia State	2	7	152	289	0.222	4	7	221	303	0.364
Mo. Southern	2	7	130	252	0.222	4	7	241	290	0.364
Fort Hays State	1	8	114	258	0.111	2	9	175	295	0.182

() = Final Rank in AFCA Division II Poll

NCAA DII PLAYOFFS

First-Round
PSU def. UNO 33-21
NWMSU received a first-round bye

Second-Round
NWMSU def. PSU 38-35

Southwest Region Championship
NWMSU def. Abilene Christian 45-36

Semifinals
NWMSU def. North Alabama 41-7

Championship Game
Minn. Duluth def. NWMSU 21-14

MINERAL WATER BOWL

Augustana (S.D.) def. MWSU 37-16

2008 MIAA ALL-CONFERENCE TEAM

Most Valuable Offensive Player

Joel Osborn, QB, Northwest Missouri

Freshmen of the Year:

Josh Lorenson, DL, Northwest Missouri

Most Valuable Defensive Player:

Myles Burnshides, DB, Northwest Missouri

Coach of the Year:

Mel Tjeerdsma, Northwest Missouri

First-Team Offense

First-Team Defense

Second-Team Offense

Second-Team Defense

Joel Osborn	NWMSU	QB	Sean Paddock	NWMSU	DL	Zach Miller	UNO	QB	Ty Bruswig	FHSU	DL
Caleb Farabi	PSU	RB	John Wood	UCM	DL	Brian McNeill	UNO	RB	Bradley Davidson	MWSU	DL
LaRon Council	NWMSU	RB	Soane Etu	MWSU	DL	Glenn Milner	UCM	RB	Brandon Jackson	WU	DL
Tim Richmond	UCM	WR	Les Hammers	TSU	DL	Andrew Mead	MWSU	WR	Zac Keller	UNO	DL
Kendall Wright	NWMSU	WR/KR	Jared Brawner	MSSU	LB	Marques Nelson	PSU	WR	Angelo Webb	ESU	DL
DeMarco Cosby	UCM	TE	Jeff Souder	UNO	LB	Josh Gannan	NWMSU	TE	Jason Carr	FHSU	LB
Roger Allen	MWSU	OL	Zach Watkins	WU	LB	Aaron Bierman	UNO	OL	Rusty Morgan	PSU	LB
Jeremy Davis	NWMSU	OL	Myles Burnshides	NWMSU	DB	Bill Boyer	WU	OL	Jason Thier	TSU	LB
Kendall Molz	PSU	OL	Steven Ehase	UCM	DB	Jon Frantz	TSU	OL	Sean Whithers	MWSU	LB
Tom Pestock	NWMSU	OL	Alex Kuhlman	PSU	DB	Travis Greer	PSU	OL	Xavier Beckford	WU	DB
Jake Sjuts	UNO	OL	C.J. Lovett	FHSU	DB	Reid Kirby	NWMSU	OL	Brandon Clayton	NWMSU	DB
Greg Zuerlein	UNO	K	Jamie Hanson	MWSU	P	Dustin Strickler	MWSU	K	Casey Curran	WU	DB
						Harrison Kush	PSU	KR	Aldwin Foster-Rettig	NWMSU	DB
									Demetrius Lavant	TSU	DB
									Tyler Elder	FHSU	P

Honorable Mention Offense

Honorable Mention Defense

Eric Czerniewski	UCM	QB	Matt Nelson	NWMSU	OL	David Benham	MSSU	DL	Andrew Jones	FHSU	LB
Mark Smith	PSU	QB	Jordan Stricker	FHSU	OL	Jarius Jarvis	MSSU	DL	Jacob Skow	UNO	LB
Matt Ticich	TSU	QB	Wesley Yarbough	FHSU	OL	Jordan Karr	PSU	DL	Austin Cartright	PSU	LB
Thomas Hodges	MWSU	RB	Jay Nunez	PSU	OL	Derek Lampkin	UCM	DL	Spencer Worthington	PSU	LB
Brandon Walker	WU	RB	Tommy Frevert	NWMSU	K	Tyler Roach	NWMSU	DL	Mike Phillips	TSU	LB
Cedric Houston	MWSU	WR	Mark Starks	UCM	K	Mike Roberts	PSU	DL	Seth Blackwell	FHSU	DB
Sean Partridge	ESU	WR	Bobby Guillory	UCM	KR	Andy Swedenjhelm	TSU	DL	Nate Bruto	MWSU	DB
Abe Qaoud	NWMSU	WR	C.J. Lovett	FHSU	KR	Bryan Tarkington	ESU	DL	Sylvester Gibson	MWSU	DB
Johnny Johnson	MSSU	WR	Fred Smith	MSSU	KR	Jacob Chandler	UNO	LB	Chris LeFlore	NWMSU	DB
Troy Kush	UNO	WR	Brian Murphy	ESU	KR	Willie Horn	NWMSU	LB	Tyler Mikkelsen	ESU	DB
Albert Coker	TSU	WR				Bruce Ringwood	WU	LB	Skyler Vandiver	MSSU	DB
Ryan King	TSU	TE				Eric Sternberg	TSU	LB	Allen Walker	FHSU	DB
Alvaro Prado	MWSU	TE				Ike Urm-Eke	NWMSU	LB	Chris Poston	ESU	DB
Mike Higgins	UNO	TE				Adam Vondrak	NWMSU	LB	Justin Cowper	MSSU	DB
Brian Folkerts	WU	OL				Michael Wilhoite	WU	LB	Reed Taylor	UNO	DB
Andy Kavanaugh	WU	OL				Adrian Singletary	UCM	LB	Austin Hills	WU	P
Nathan Martin	MWSU	OL							Jordan Hofer	UCM	P
									Johnny Torres	ESU	P



OUTLOOK

COACHES

ROSTER

PLAYERS

08 REVIEW

RECORDS

HISTORY

OPPONENTS

MIAA

TRUMAN

2008 MIAA STATISTICS

OUTLOOK	TEAM STATS										INDIVIDUAL STATS									
	Scoring Offense										Total Offense									
COACHES	1. Northwest Mo. State.....	15	82	79	1	0	9	0	600	40.0	1. Czerniewski, Eric, UCM, Jr.	11	72	2938	416	3010	273.6			
	2. Pittsburg State.....	13	63	54	3	0	8	0	462	35.5	2. Smith, Mark, PSU, Sr.	13	968	2348	435	3316	255.1			
	3. Central Missouri.....	11	50	46	0	0	10	2	380	34.5	3. Ticich, Matt, TSU, Sr.	11	426	2347	508	2773	252.1			
	4. Nebraska-Omaha.....	11	45	43	0	0	9	0	340	30.9	4. Miller, Zach, UNO, Sr.	11	1061	1508	354	2569	233.5			
	5. Missouri Western.....	12	41	36	0	0	15	1	329	27.4	5. Newhart, Drew, MWSU, So.	12	-85	2769	426	2684	223.7			
	6. Truman.....	11	37	33	1	0	11	1	292	26.5	6. Osborn, Joel, NWMS, Sr.	15	-30	3249	438	3219	214.6			
	7. Washburn.....	11	33	29	1	0	5	0	244	22.2	7. Sloan El, Andre, ESU, Jr.	10	439	1416	345	1855	185.5			
	8. Missouri Southern.....	11	33	31	0	0	4	0	241	21.9	8. Hinspeter, Adam, MSSU, Sr.	11	-74	1843	367	1769	160.8			
	9. Emporia State.....	11	30	22	2	0	5	0	221	20.1	9. McNeill, Brian, UNO, Sr.	11	1445	0	243	1445	131.4			
	10. Fort Hays State.....	11	23	22	0	0	5	0	175	15.9	10. Iverson, Jake, WU, So.	10	78	1105	226	1183	118.3			
ROSTER	Scoring Defense										Passing Avg/G									
	1. Northwest Mo. State.....	15	38	35	1	0	7	1	288	19.2	1. Czerniewski, Eric, UCM, Jr.	11	349	205	6	58.7	2938	27	267.1	
	2. Washburn.....	11	31	27	0	0	7	1	236	21.5	2. Newhart, Drew, MWSU, So.	12	376	225	18	59.8	2769	18	230.8	
	3. Pittsburg State.....	13	41	40	0	1	6	0	306	23.5	3. Osborn, Joel, NWMS, Sr.	15	388	259	8	66.8	3249	24	216.6	
	4. Nebraska-Omaha.....	11	39	33	0	0	2	0	273	24.8	4. Ticich, Matt, TSU, Sr.	11	390	204	5	52.3	2347	18	213.4	
	5. Central Missouri.....	11	37	33	0	0	9	0	282	25.6	5. Smith, Mark, PSU, Sr.	13	253	161	7	63.6	2348	18	180.6	
	6. Missouri Southern.....	11	36	32	0	0	14	1	292	26.5	6. Hinspeter, Adam, MSSU, Sr.	11	321	167	11	52.0	1843	13	167.5	
	7. Fort Hays State.....	11	38	35	1	0	10	0	295	26.8	7. Sloan El, Andre, ESU, Jr.	10	223	134	10	60.1	1416	10	141.6	
	8. Emporia State.....	11	40	37	1	0	8	0	303	27.5	8. Miller, Zach, UNO, Sr.	11	179	115	8	64.2	1508	11	137.1	
	9. Truman.....	11	42	40	1	0	8	0	318	28.9	9. Iverson, Jake, WU, So.	10	190	78	5	41.1	1105	8	110.5	
PLAYERS	10. Missouri Western.....	12	53	43	3	0	6	1	387	32.2										
	Total Offense										Rushing									
	1. Northwest Mo. State.....	15	2812	3842	1071	6654	6.2	79	443.6	1. McNeill, Brian, UNO, Sr.	11	243	1445	5.9	11	53	131.4			
	2. Pittsburg State.....	13	3053	2572	892	5625	6.3	62	432.7	2. Council, LaRon, NWMS, Jr.	15	325	1739	5.4	35	99	115.9			
	3. Nebraska-Omaha.....	11	2976	1559	705	4535	6.4	43	412.3	3. Farabi, Caleb, PSU, Sr.	13	260	1387	5.3	14	48	106.7			
	4. Central Missouri.....	11	1392	3056	720	4448	6.2	46	404.4	4. Miller, Zach, UNO, Sr.	11	175	1061	6.1	18	76	96.5			
	5. Missouri Western.....	12	1423	2825	808	4248	5.3	35	354.0	5. Milner, Glenn, UCM, Sr.	11	191	910	4.8	9	50	82.7			
	6. Truman.....	11	1323	2458	771	3781	4.9	32	343.7	6. Smith, Mark, PSU, Sr.	13	182	968	5.3	8	61	74.5			
	7. Missouri Southern.....	11	1525	2130	765	3655	4.8	33	332.3	7. Hodges, Thomas, MWSU, So.	12	198	855	4.3	6	46	71.2			
	8. Washburn.....	11	1400	1927	723	3327	4.6	30	302.5	8. Hunt, Toderick, MSSU, Jr.	11	143	621	4.3	6	47	56.5			
OB REVIEW	9. Emporia State.....	11	1476	1774	692	3250	4.7	27	295.5	9. Irvin, Jacobb, FHSU, Jr.	10	119	541	4.5	3	88	54.1			
	10. Fort Hays State.....	11	1740	1496	724	3236	4.5	19	294.2	10. Dickson, Anthony, FHSU, Jr.	10	98	505	5.2	3	80	50.5			
	Total Defense										Receive Yds/Game									
	1. Northwest Mo. State.....	15	1669	2848	1015	4517	4.5	37	301.1	1. Henderson, Mark, MSSU, Jr.	9	48	654	8	48	13.6	72.7			
	2. Fort Hays State.....	11	1393	2121	676	3514	5.2	34	319.5	2. Houston, Cedric, MWSU, Jr.	12	36	762	7	86	21.2	63.5			
	3. Pittsburg State.....	13	1680	2493	808	4173	5.2	39	321.0	3. Richmond, Tim, UCM, Jr.	11	46	695	6	66	15.1	63.2			
	4. Nebraska-Omaha.....	11	1695	2169	707	3864	5.5	34	351.3	4. Nelson, Marques, PSU, Sr.	13	45	802	8	90	17.8	61.7			
	5. Emporia State.....	11	1832	2056	740	3888	5.3	38	353.5	5. Cosby, DeMarco, UCM, So.	11	29	623	5	80	21.5	56.6			
	6. Missouri Southern.....	11	2025	1892	752	3917	5.2	34	356.1	6. Powers, Drameagon, WU, Jr.	11	37	590	5	76	15.9	53.6			
	7. Washburn.....	11	1947	2186	793	4133	5.2	30	375.7	7. Wright, Kendall, NWMS, Sr.	15	64	800	5	41	12.5	53.3			
RECORDS	8. Truman.....	11	1701	2538	826	4239	5.1	39	385.4	8. Johnson, Johnny, MSSU, Jr.	11	50	564	0	37	11.3	51.3			
	9. Missouri Western.....	12	2283	2349	800	4632	5.8	48	386.0	9. Mead, Andrew, MWSU, Jr.	12	52	598	4	28	11.5	49.8			
	10. Central Missouri.....	11	1592	2765	731	4357	6.0	35	396.1	10. Kush, Harrison, PSU, Sr.	13	33	624	6	56	18.9	48.0			
	Turnover Margin										Tackles									
	1. Truman.....	11	9	19	28	7	5	12	+16	1.45	1. Brawner, Jared, MSSU, Jr.	11	66	54	120	10.9	0.5			
	2. Central Missouri.....	11	12	9	21	8	6	14	+7	0.64	2. Watkins, Zach, WU, Jr.	11	58	61	119	10.8	1.5			
	3. Northwest Mo. State.....	15	12	17	29	13	8	21	+8	0.53	3. Whithers, Sean, MWSU, So.	12	56	56	112	9.3	0.0			
	4. Washburn.....	11	6	17	23	12	11	23	+0	0.00	4. Ringwood, Bruce, WU, Sr.	11	56	45	101	9.2	2.0			
	Emporia State.....	11	12	6	18	7	11	18	+0	0.00	5. Thier, Jason, TSU, Sr.	11	50	47	97	8.8	1.0			
	6. Pittsburg State.....	13	11	12	23	15	9	24	-1	-0.08	6. Curran, Casey, WU, So.	11	55	38	93	8.5	1.0			
HISTORY	7. Missouri Western.....	12	12	15	27	10	20	30	-3	-0.25	7. Morgan, Rusty, PSU, Sr.	13	64	42	106	8.2	2.5			
	8. Missouri Southern.....	11	15	5	20	9	14	23	-3	-0.27	8. Burel, Matt, TSU, Jr.	11	37	5	2	89	8.1	0.0		
	Nebraska-Omaha.....	11	8	12	20	15	8	23	-3	-0.27	9. Ehase, Steven, UCM, Sr.	11	35	49	84	7.6	0.0			
	10. Fort Hays State.....	11	6	9	15	13	12	25	-10	-0.91	10. Collier, Corderial, MSSU, So.	10	39	36	75	7.5	0.0			
	Kickoff Coverage										Kick Scoring									
	1. Nebraska-Omaha.....	11	63	4136	65.7	711	28	45.5	1. Frevert, Tommy, NWMS, Sr.	15	79-80	9-13	106	7.1						
	2. Northwest Mo. State.....	15	105	6528	62.2	1677	17	43.0	2. Starks, Mark, UCM, Sr.	11	46-50	10-13	76	6.9						
	3. Central Missouri.....	11	69	4397	63.7	1208	12	42.7	3. Strickler, Dustin, MWSU, Sr.	12	36-39	15-19	81	6.8						
	4. Pittsburg State.....	13	84	5102	60.7	1483	7	41.4	4. Zuerlein, Greg, UNO, So.	11	43-45	9-11	70	6.4						
	5. Fort Hays State.....	11	37	2095	56.6	503	4	40.9	5. Masucci, Mickey, TSU, Jr.	11	33-33	11-18	66	6.0						
6. Truman.....	11	55	3334	60.6	1008	4	40.8	Witter, Jared, PSU, So.	13	54-55	8-13	78	6.0							
7. Missouri Southern.....	11	48	2779	57.9	720	5	40.8	7. Malette, Brian, MSSU, Sr.	10	31-31	4-9	43	4.3							
8. Washburn.....	11	47	2580	54.9	690	0	40.2	8. Cummings, Garrett, WU, Fr.	11	28-30	5-7	43	3.9							
9. Emporia State.....	11	46	2625	57.1	803	3	38.3	9. Maxwell, Will, ESU, Fr.	11	11-13	0-0	11	1.0							
10. Missouri Western.....	12	67	3792	56.6	1283	3	36.6	10. Schoenberg, Greg, WU, Fr.	11	1-1	0-0	1	0.1							
MIAA																				
TRUMAN																				
88																				

TEAM RECORDS

(Records are for all games played)

SCORING

Most Points Scored

Game: 94 SMSU vs. SBU, 9-24-27
 Season: 837 Pittsburg St., 2004 (15 gms)

Highest Scoring Average

Season: 55.8 Pittsburg State, 2004 (837 pts. in 15 games)

Most Touchdowns Scored

Game: 15 SMSU vs. SBU, 9-24-27
 Season: 116 Pittsburg St., 2004 (15 gms.)

Most Conversions Made Kicking

Game: 13 PSU vs. UMR, 9-25-04
 Season: 109 Pittsburg St., 2004 (15 gms.)

Most 2-Point Conversions Made

Game: 5 ESU vs. UMR, 11-8-97
 Season: 13 Emporia State, 1997 (11 games)

Most Field Goals Made

Game: 6 UCM vs. SEMSU, 11-2-85
 Season: 20 Emporia State, 2004 (11 games)

Most Defensive Extra Points Attempted

Season: 2 MSSU 1996 & 1997

Most Defensive Extra Points Made

Season: 1 Six times, most recently by ESU, 2007

Most Safeties

Game: 3 ESU vs. UCM, 9-18-99
 Season: 5 UCM, 1999 (11g) & 2003 (11 g); NWMSU, 2007 (14g)

FIRST DOWNS

Most Total First Downs

Game: 41 SBU vs. TSU, 10-6-07 (14 r, 22 pa, 5 pe)
 Season: 429 Pittsburg State, 2004 (15 games)

Most First Downs Rushing

Game: 29 UMR vs. LU, 10-25-86
 Season: 254 Pittsburg State, 2004 (15 games)

Most First Downs Passing

Game: 25 ESU vs. NWMSU, 11-7-92
 Season: 186 Northwest Mo. State, 2002 (13 games)

TOTAL OFFENSE

Most Total Offensive Plays

Game: 126 SBU vs. TSU, 10-6-07 (52r, 74p)
 Season: 1,077 Northwest Missouri State, 1999 (15 games)

Most Yards Total Offense

Game: 809 PSU vs. UMR, 9-25-04
 Season: 8976 Pittsburg State, 2004 (15g)

RUSHING

Most Rushing Attempts

Game: 87 PSU vs. UCM, 10-14-89
 Season: 941 Pittsburg St., 1991 (15 games)

Most Yards Gained Rushing

Game: 627 NWMSU vs. ESU, 11-7-92
 Season: 5320 Pittsburg State, 2004 (15 g)

Highest Average Per Carry (min. 25/game)

Game: 12.2 PSU vs. WU, 10-2-04 (44-538 yards)
 Season: 7.3 Pittsburg State, 2004 (730-5320 yards)

Most Touchdowns Rushing

Game: 9 WU vs. Lincoln (Mo.), 9-9-00; PSU vs. Southwestern Assemblies of God (Texas), 8-25-01
 Season: 68 Pittsburg State, 2004 (15 games)

PASSING

Most Pass Attempts

Game: 76 ESU vs. FHSU, 9-2-95;
 UMR vs. MWSU, 11-15-03
 Season: 623 Emporia State, 1995 (11 games)

Highest Average Per Attempt

Season: 10.69 Pittsburg State, 2004 (342-3656 yards)

Most Pass Completions

Game: 47 UMR vs. MWSU, 11-15-03
 Season: 384 Southwest Baptist, 2007 (11 games)

Highest Average Per Completion

Season: 21.2 Northwest Mo. State, 1992 (35-743 yards)

Highest Completion Percentage

Season: 71.3 Central Missouri, 2005
 (196-of-275, 2298 yds.)

Most Yards Gained Passing

Game: 536 TSU vs. Upper Iowa, 9-8-07
 Season: 4197 Northwest Mo. State, 2002 (13 games)

Most Touchdowns Passing

Game: 7 PSU vs. Oklahoma Panhandle State, 9-9-06
 Season: 45 Pittsburg State, 2004 (15 games)

PUNTING

Most Punts

Game: 14 SBU vs. UCM, 11-9-96;
 SBU vs. PSU, 10-11-97
 Season: 98 Lincoln, 1981 (11 games)

Highest Punting Average

Season: 45.7 Southwest Mo. St., 1965 (49-2240 yds.)

PUNT RETURNS

Most Punt Returns

Game: 11 UCM vs. UMR, 10-22-83
 Season: 63 Pittsburg State, 1995 (14 games)

Highest Average Punt Return (min. 2/game)

Season: 20.3 Northwest Missouri State, 1966
 (21-426 yards)

Most Punt Returns for Touchdowns

Game: 2 Four times, most recently:
 UCM vs. TSU, 9-17-05
 Season: 4 Central Missouri, 2000 (11 g) & 2005 (10 g)

KICKOFF RETURNS

Most Kickoff Returns

Game: 12 SBU vs. MWSU, 10-5-96;
 SBU vs. TSU, 9-16-00;
 TSU vs. PSU, 9-11-04
 Season: 72 Southwest Baptist, 2000 (11 games)

Highest Average Kickoff Return (min. 3/game)

Season: 25.3 Northwest Missouri St., 2001 (35-887 yds.)

Most Kickoff Returns for Touchdowns

Game: 2 TSU vs. PSU, 11-2-02
 Season: 2 Nine times, most recently:
 Washburn, 2007 (12 games)

FUMBLES

Most Fumbles

Game: 11 UMR vs. NWMSU, 10-29-55;
 SBU vs. MSSU, 9-30-00
 Season: 54 Northwest Mo. State, 1988 (11 games)

Most Fumbles Lost

Game: 8 SBU vs. MSSU, 9 30 00
 Season: 34 Southwest Baptist, 2000 (11 games)

Fewest Fumbles

Season: 7 Truman, 1997 (10 games)

Fewest Fumbles Lost

Season: 3 Truman, 1997 (10 games)

PENALTIES

Most Penalties

Game: 19 six times, most recently:
 UCM vs. Quincy (Ill.), 8-28-99
 Season: 136 Northwest Missouri State, 2004 (13 games)

Most Yards Penalized

Game: 185 UCM vs. Eastern Illinois, 10-4-69
 Season: 1146 Northwest Missouri State, 2004 (13 games)

Fewest Penalties

Game: 0 Several Times
 Season: 36 Missouri-Rolla, 1990 (10 games)

Fewest Yards Penalized

Game: 0 Several Times
 Season: 278 Missouri-Rolla, 1964 (9 games)

TOTAL DEFENSE

Most Plays by an Opponent

Game: 126 TSU vs. SBU, 10-6-07 (52r, 74p)
 Season: 1,056 Northwest Missouri State, 2007 (14 games)

Fewest Total Yards Allowed

Game: 10 PSU vs. Bacone (Okla.), 9-8-01
 (-38 rush, 48 pass)
 Season: 1715 Missouri-Rolla, 1949 (925 rush, 790 pass)

Fewest First Downs Allowed

Game: 1 PSU vs. WU, 10-28-89
 (1 rushing, 0 passing, 0 penalty)
 Season: 99 Missouri-Rolla, 1956
 (61 rushing, 32 passing, 6 penalty)

Most Opponent Fumbles Recovered

Game: 8 MSSU vs. SBU, 9-30-00
 Season: 23 UMR, 1978; MWSU 1997

Most Punts Blocked

Game: 3 SBU vs. NWMSU, 9-16-95
 Season: 7 Northwest Mo. State, 2006 (15 games)

Most Field Goals Blocked

Game: 2 PSU vs. Friends (Kan.), 9-7-91
 MWSU vs. PSU, 9-20-08
 Season: 5 Northwest Mo. State, 1989

RUSHING DEFENSE

Fewest Rushing Attempts Allowed

Game: 11 TSU vs. Minnesota State-Mankato, 8-24-06
 Season: 294 Missouri-Rolla, 1949 (8 games)

Fewest Rushing Yards Allowed

Game: -74 NWMSU vs. SBU, 9-29-07
 Season: 346 Missouri-Rolla, 1980 (10 games)

Fewest Rushing Touchdowns Allowed

Season: 1 Northwest Mo. State, 1931 (9 games)

Fewest Rushing First Downs Allowed

Game: 0 UCM vs. LU, 10-31-81;
 PSU vs. UCM, 11-16-91;
 PSU vs. Bacone (Okla.), 9-14-02
 Season: 33 Missouri-Rolla, 1980 (10 games)

PASSING DEFENSE

Fewest Passing Attempts Allowed

Game: 1 UMR vs. NWMSU, 10-13-90
 Season: 94 Missouri-Rolla, 1955 (9 games)

Fewest Passing Completions Allowed

Game: 0 five times, most recently:
 MWSU vs. PSU, 9-22-01
 Season: 30 Missouri-Rolla, 1951 (8 games)

Fewest Passing Yards Allowed

Game: 0 five times, most recently:
 MWSU vs. PSU, 9-22-01
 Season: 456 Missouri-Rolla, 1951 (8 games)

Fewest Passing Touchdowns Allowed

Season: 0 Northwest Mo. State, 1931 (9 games)

MIAA CAREER RECORDS

OUTLOOK

Fewest Passing First Downs Allowed

Game: 0 nine times, most recently: PSU vs. Oklahoma Panhandle State, 9-9-06

Season: 42 Northwest Mo. State, 1967 (9 games)

Lowest Completion Percentage Allowed

Season: 32.8 Missouri-Rolla, 1952 (38-116, 8 games)

COACHES

INTERCEPTIONS

Most Interceptions

Game: 8 three times, most recently:

SEMSU vs. UCM, 10-1-88

Season: 35 Missouri-Rolla, 1978 (11 games)

Most Interceptions Returned for Touchdowns

Game: 2 PSU vs. Bacone (Okla.), 9-8-01;

ESU vs. Central Oklahoma, 9-8-07;

NWMSU vs. West Texas A&M, 11-24-07

Season: 5 Washburn 2007 (12g).

ROSTER

SCORING DEFENSE

Fewest Points Allowed

Season: 6 Northwest Mo. State, 1931 (9 games)

Lowest Opponent Scoring Average

Season: 0.7 Northwest Mo. State, 1931 (9 games)

Most Shutouts

Season: 8 Northwest Mo. State, 1931 (9 games)

PLAYERS

08 REVIEW

FREQUENCIES

Most Victories

Season: 15 Northwest Missouri State, 1998

Most Defeats

Season: 11 NWMSU, 1978 & '94; LU, 1976 & '81; UMR, 1998, '99, 2002, '03; SBU 2007.

Most 300-plus Rushing Games

Season: 12 Pittsburg State, 2004 (15 games)

Most 300-plus Passing Games

Season: 8 Emporia State, 1995 (11 games)

RECORDS

CONSECUTIVES

Most Consecutive Victories

27 Truman, 1931-35

Most Consecutive Games Without A Defeat

27 Truman, 1931-35 (27-0-0)

Most Consecutive Defeats

31 Missouri-Rolla, 2001-03

Most Consecutive Games Without Being Shutout

181 Central Missouri, 9-21-91 to present

Most Consecutive Shutouts Posted

7 Northwest Missouri State, 1931

Most Consecutive Games Without a Tie

311 Truman, 10-14-78 to present

Most Consecutive Conference Wins

41 Northwest Missouri State, 9-20-97 to 10-13-01

Most Conference Games Without a Defeat

41 Northwest Missouri State, 9-20-97 to 10-13-01

Most Consecutive Winning Seasons

20 Pittsburg State, 1989-present

Most Consecutive Games Scoring 40-plus Points

10 Pittsburg State, 8-26 to 10-30-04

Most Consecutive Games, 300-plus Rushing

9 Pittsburg State, 9-4 to 10-30-04

Most Consecutive Games, 300-plus Passing

7 Truman, 10-19-85 to 9-6-86

HISTORY

OPPONENTS

MIAA

TRUMAN

90

INDIVIDUAL RECORDS

SCORING

Most Points Scored

Game: 46 Brian Shay, ESU vs. UMR, 11-8-97

Season: 254 Ronald Moore, PSU, 1992

Career: 634 Germaine Race, PSU, 2003-06

Most Touchdowns Scored

Game: 7 Brian Shay, ESU vs. UMR, 11-8-97

Season: 41 Ronald Moore, PSU, 1992

Career: 109 Germaine Race, PSU, 2003-06

Most Point-After Kicks Attempted

Game: 13 Nathan Alleman, PSU vs. UMR, 9-25-04

Season: 112 Nathan Alleman, PSU, 2004

Career: 326 Nathan Alleman, PSU, 2003-06

Most Point-After Kicks Made

Game: 13 Nathan Alleman, PSU vs. UMR, 9-25-04

Season: 109 Nathan Alleman, PSU, 2004

Career: 314 Nathan Alleman, PSU, 2003-06

Most Consecutive Point-After Kicks Made

Season: 73 Luis Berlanga, NWMSU, 8-28 to 11-27-04

Career: 123 Nathan Alleman, PSU, 10-8-05 to 12-2-06

Most Two-Point Conversions Made

Game: 2 Jarett Vito, ESU vs. TSU, 11-4-95

Season: 4 Ronald Moore, PSU, 1992; Jarett Vito, ESU, 1995 & 1997; Brian Shay, ESU, 1996

Career: 10 Jarett Vito, ESU, 1995-98

Most Field Goals Attempted

Game: 6 Steve Huff, UCM vs. SEMSU, 11-2-85

Season: 27 David Purnell, NWMSU 1999

Career: 109 Mike Wood, SEMSU, 1974-77

Most Field Goals Made

Game: 6 Steve Huff, UCM vs. SEMSU, 11-2-85

Season: 20 Justin Gray, ESU 2004

Career: 64 Mike Wood, SEMSU, 1974-77

Highest Field Goal Percentage

Season (min. 10 made): 92.3 Eivind Listerud, UMR, 1993 (12-of-13)

Career (min. 20 made): 75.0 Daniel Chappell, PSU, 2001-02 (21-of-28)

Most Consecutive Field Goals Made

11 Josh Barcus, PSU 9-19-98 to 10-24-98

Most Points Scored by a Placekicker

Game: 19 Steve Huff, UCM vs. SEMSU, 11-2-85 (6 FG, 1 PAT)

Season: 144 David Purnell, NWMSU 1999 (27 FG, 69 PAT)

Career: 401 Nathan Alleman, PSU 2003-06 (29 FG, 314 PAT)

Most Defensive Extra Points Scored

Game: 1 eight times, most recently: Travis Lee, ESU vs. FHSU, 9-22-07

Season: 1 eight times, most recently: Travis Lee, ESU vs. FHSU, 9-22-07

RUSHING

Most Rushing Attempts

Game: 50 Chris Brooks, UCM vs. TSU, 11-11-89

Season: 356 Ronald Moore, PSU 1992

Career: 1271 Xavier Omon, NWMSU 2004-07

Most Yards Gained Rushing

Half: 226 Brian Shay, ESU vs. UCM, 11-16-96 (2nd)

Game: 379 Ronald Moore, PSU vs. Portland (Ore.) State, 12-5-92

Season: 2585 Ronald Moore, PSU 1992

Career: 7073 Xavier Omon, NWMSU 2004-07

Highest Average Per Carry

Season: 9.0 Germaine Race, PSU 2004 (247 att.-2213 yards)

Career: 7.4 Germaine Race, PSU 2003-06 (941 att.-6985 yards)

Most Times Gaining 100-plus Yards Rushing

Season: 14 Ronald Moore, PSU, 1992 (15 games)

Career: 37 Xavier Omon, NWMSU 2004-07 (54 games)

Most Yards by a Quarterback

Game: 286 Joseph Johnson, NWMSU vs. ESU, 11-7-92

Season: 1398 Neal Philpot, PSU 2004

Career: 4337 Neal Philpot, PSU, 2001-04

Most Touchdowns Rushing

Game: 7 Brian Shay, ESU vs. UMR, 11-8-97

Season: 39 Ronald Moore, PSU 1992

Career: 107 Germaine Race, PSU 2003-06

PASSING

Most Pass Attempts

Game: 76 Evan Gray, UMR vs. MWSU, 11-15-03

Season: 515 Steven Gachette, SBU 2007

Career: 1368 Adam Hinspeter, MSSU 2005-08

Most Pass Completions

Game: 47 Evan Gray, UMR vs. MWSU, 11-15-03

Season: 324 Josh Lamberson, NWMSU 2005

Career: 842 Adam Hinspeter, MSSU 2005-08

Most Yards Gained Passing

Game: 493 Matt Ticich, TSU vs. Upper Iowa, 9-8-07

Season: 4076 Chris Greisen, NWMSU 1998

Career: 10,025 Kasey Waterman, MWSU, 1998-2001

Most Touchdowns Passing

Game: 6 Jeff Phillips, UCM vs. LU, 10-24-87; Kasey Waterman, MWSU vs. UMR, 9-16-00; Jake Czeschin, TSU vs. UMR, 10-30-04

Season: 38 Chris Greisen, NWMSU 1998

Career: 98 Kasey Waterman, MWSU, 1998-2001

Highest Completion Percentage

Season (min. 100 comp.): 74.6 Toby Korrodi, UCM 2005 (179-of-240)

Career (min. 200 comp.): 69.0 Toby Korrodi, UCM 2005-06 (390-of-565)

Most Yards Gained Per Attempt

Season (min. 100 att.): 10.7 Jeff Moreland, PSU 1995 (170-1825 yards)

Career (min. 200 att.): 8.6 Neal Philpot, PSU, 2001-04 (678-5831 yds.)

Most Yards Gained Per Completion

Season (min. 100 comp.): 18.7 Matt Cook, MSSU, 1991 (141-2637 yards)

Career (min. 200 comp.): 18.4 Bill Foster, UCM, 1976-79 (271-4975 yds.)

Most Consecutive Pass Completions

One game: 18 Travis Miles, NWMSU vs. WU, 10-28-00

Multiple games: 23 Toby Korrodi, UCM, 10-14 to 10-21-06 (went 16-of-16 vs. SBU and completed first seven against MSSU)

Most Consecutive Attempts Without an Interception

247 Toby Korrodi, UCM, 10-29-05 to 10-21-06

Most Consecutive Games with a TD Pass

25 Matt Cook, MSSU, 1990-93

RECEIVING

Most Pass Receptions

Game: 21 Jarett Vito, ESU vs. TSU, 11-4-95

Season: 143 Nick Smart, SBU 2007

Career: 300 Andrew Blakley, TSU, 1999-2002

Most Yards Gained Receiving

Game: 254 Rod Smith, MSSU vs. SBU, 10-19-91
 Season: 1495 Ronnie West, PSU 1991
 Career: 4497 Jamaica Rector, NWMSU, 2001-04

Highest Average Per Reception

Season (min. 40 rec.):
 24.0 Rod Smith, MSSU 1991 (60-1439 yards)
 Career (min. 80 rec.):
 20.5 Ronnie West, PSU, 1990-91
 (123-2521 yards)

Most Touchdowns Receiving

Game: 4 Larry Shepard, UCM vs. Nebraska-Kearney,
 10-1-60; Eric Holm, TSU vs. LU, 11-8-80;
 Rod Smith, MSSU vs. TSU, 10-2-93
 Season: 16 Tony Miles, NWMSU 1998; Lester McCoy,
 ESU 1999
 Career: 40 Sam Sissom, WU 2002-06 (career included
 medical hardship season)

INTERCEPTIONS**Most Pass Interceptions**

Game: 5 Gary Evans, TSU vs. UMR, 10-18-75; Bruce
 Johnson, LU vs. Kentucky State, 10-5-74
 Season: 14 Pierre Thomas, MWSU, 2003
 Career: 29 Bill Grantham, UMR, 1977-80

Most Touchdowns on Interception Returns

Game: 1 Several Players
 Season: 2 10 times, most recently: Travis Lee,
 ESU 2007
 Career: 4 Terek Wilson, PSU, 2000-03; Kendall
 Ricketts, UCM, 2004-07

Most Consecutive Games with an Interception

8 Darin Nix, UMR, 11-6-93 to 10-8-94

TOTAL OFFENSE**Most Offensive Plays**

Game: 85 Evan Gray, UMR vs. MWSU, 11-15-03
 Season: 619 Steven Gachette, SBU 2007
 Career: 1509 Josh Chapman, MSSU, 1999-2002

Most Yards Total Offense

Game: 533 Josh Chapman, MSSU vs. WU, 9-28-02
 Season: 4151 Chris Greisen, NWMSU, 1999
 Career: 10,168 Neal Philpot, PSU, 2001-04

ALL-PURPOSE YARDS**Most All-Purpose Yards**

Game: 469 Brian Shay, ESU vs. WU, 10-30-97
 Season: 3400 Ronald Moore, PSU 1992
 Career: 9301 Brian Shay, ESU, 1995-98

PUNTING**Most Punts**

Game: 14 Aaron Hafner, SBU vs. UCM, 11-9-96
 Javon Collins, SBU vs. PSU, 10-11-97

Season: 98 John Tassi, LU, 1981
 Career: 298 Dustin Penn, UMR, 1998-2001

Highest Punting Average

Season (min. 35 punts):
 45.95 Brian Moorman, PSU, 1997 (41-1883 yards)
 Career (min. 70 punts):
 43.97 Brian Moorman, PSU, 1995-98
 (188-8267 yards)

PUNT RETURNS**Most Punt Returns**

Game: 9 Craig Heath, UMR vs. Missouri Valley, 9-8-
 79; Colon McNeal, WU vs. FHSU, 9 11-99
 Season: 42 Michael Mundt, PSU, 1994; Chuckey
 Aiken, PSU 1995

Career: 113 Kevin Nickerson, UCM 1998-2001

Highest Average Per Punt Return

Season (min. 10 ret.):
 19.7 RoShawn Marshall, UCM 2005
 (26-513 yds.)
 Career (min. 20 ret.):
 21.2 Gene Huffman, UMR, 1948-51
 (29-804 yds.)

Most Touchdowns on Punt Returns

Game: 2 Kevin Nickerson, UCM vs. Quincy (Ill.),
 9-9-00; RoShawn Marshall, UCM vs. TSU,
 9 17-05
 Season: 4 RoShawn Marshall, UCM, 2005
 Career: 8 Kevin Nickerson, UCM, 1998-2001

KICKOFF RETURNS**Most Kickoff Returns**

Game: 10 Phil Kenney, TSU vs. MSSU, 11-3-07
 Season: 42 Bobby Yates, UCM, 1990
 Career: 99 Joe Wingate, NWMSU, 1970-73

Highest Average Per Kickoff Return

Season (min. 15 ret.):
 31.7 Karl Evans, MSSU, 1992 (18-571 yards)
 Career (min. 30 ret.):
 30.0 Karl Evans, MSSU, 1991-92 (32-959 yards)

Most Touchdowns on Kickoff Returns

Game: 2 Jason Douglas, TSU, 11-2-02
 Season: 2 eight times, most recently:
 Cary Williams, WU 2007
 Career: 3 Walter Rhone, UCM, 1969-72; Alfonso
 Pugh, TSU 1999-2002; Delanie Walker,
 UCM, 2003 04

MISCELLANEOUS**Longest Field Goal**

61 Mike Wood, SEMSU vs. LU, 11-15-75

Longest Punt

88 Mike Miletich, TSU vs. UCM, 10-22-88

Longest Pass Completion

99 Dennis Gile to Todd Devoe, UCM vs.
 Minnesota-Duluth, 12-1-01

Longest Rushing Play

99 LaRon Council, NWMSU vs. UCM
 10-11-08

Longest Interception Return

100 Bruce Johnson, LU vs. UMR, 11-23-72;
 Travis Lee, ESU vs. Central Oklahoma,
 9-8-07

Longest Punt Return

97 Frank Ricchi, UMR vs. NWMSU, 1949

Longest Kickoff Return

100 14 times, most recently:
 Cary Williams, WU vs. MSSU, 10-6-07

Longest Fumble Return

100 Robert Spinks, MSSU vs. TSU, 10-2-04

Note: The MIAA has completed its transition to using statistics for all games played for its records, and will no long track marks for regular season only records.

ALL-TIME MIAA LISTS**SINGLE-GAME RUSHING**

Player	Yds.	Att.	Avg.	TDs
1. Ronald Moore, PSU vs. Portland (Ore.) St., 12-5-92	379	37	10.2	5
2. Brian Shay, ESU vs. WU, 10-5-96	361	39	9.8	5
3. Albert Bland, MSSU vs. WU, 10-29-94	321	32	10.0	5
4. Tyler Paul, ESU vs. TSU, 10-4-03	311	34	9.1	2
5. Germaine Race, PSU vs. UCM, 11-11-06	309	49	6.3	4
Xavier Omon, NWMSU vs. Chadron (Neb.) State, 12-1-07	309	37	8.4	3

SINGLE-SEASON RUSHING

Player, School, Yr.	Yds.	Att.	Avg.	TDs
1. Ronald Moore, PSU 1992	2585	356	7.3	39
2. Xavier Omon, NWMSU 2007	2337	370	6.3	37
3. Brian Shay, ESU 1998	2265	293	7.7	29
4. Germaine Race, PSU 2004	2213	247	9.0	26
5. Jarrett Anderson, TSU 1996	2140	321	6.7	27
6. Brian Shay, ESU 1996	2103	342	6.1	18
7. Brian Shay, ESU 1997	1912	269	7.1	29
8. Germaine Race, PSU 2005	1846	239	7.7	33
9. Jeremiah White, MWSU 2005	1801	296	6.1	11
10. Tyler Paul, ESU 2003	1730	345	5.0	12

CAREER RUSHING

Player, School, Yrs.	Yds.	Att.	Avg.	TDs
1. Xavier Omon, NWMSU 2004-07	7073	1272	5.6	90
2. Germaine Race, PSU 2003-06	6985	941	7.4	107
3. Brian Shay, ESU 1995-98	6958	1007	6.9	81
4. Jarrett Anderson, TSU 1993-96	6313	1015	6.2	70
5. Ronald Moore, PSU 1989-92	5776	869	6.6	74
6. Darren Dawson, PSU 1989-91	4565	667	6.8	61
7. Dale Mills, TSU 1957-60	4502	751	6.0	61
8. Neal Philpot, PSU 2001-04	4337	827	5.2	55
9. Chad Guthrie, TSU 1989-92	4146	800	5.2	38
10. Kegan Coleman, UCM 2001-04	3995	688	5.8	58

SINGLE-GAME PASSING

Player	Yds.	Att.-C.	Pct.	TDs
1. Matt Ticich, TSU vs. Upper Iowa, 9-8-07	493	43-29	67.4	4
2. Jake Czeschin, TSU vs. NWMSU, 10-23-04	479	60-35	58.3	4
3. John McMenamin, NWMSU vs. UCM, 10-27-01	473	55-33	60.0	3
Evan Gray, UMR vs. MWSU, 11-15-03	473	76-47	61.8	2
5. Pete Jelovic, ESU vs. TSU, 11-4-95	471	58-39	67.2	4

OUTLOOK

COACHES

ROSTER

PLAYERS

08 REVIEW

RECORDS

HISTORY

OPPONENTS

MIAA

TRUMAN

MIAA CAREER RECORDS

OUTLOOK	SINGLE-SEASON PASSING Player, School, Yr. 1. Chris Greisen, NWMSU 1998 2. Chris Hegg, TSU 1985 3. Josh Lamberson, NWMSU 2005 4. John McMenamin, NWMSU 2002 5. Nathan Emert, MSSU 2004 6. Josh Mathews, NWMSU 2006 7. Travis Miles, NWMSU 1999 8. Tad Hatfield, ESU 2004 9. Andy Majors, PSU 2005 10. Jake Czeschin, TSU 2004				CAREER PASSING Player, School, Yrs. 1. Kasey Waterman, MWSU 1998-2001 2. Eric Howe, TSU 1998-2001 3. Adam Hinspeter, MSSU 2005-08 4. Chris Greisen, NWMSU 1995-98 5. Josh Lamberson, NWMSU 2002-05 6. Paul Kaiser, UCM 1993-95, 1997 7. Jordan Brill, WU 2004-07 8. Matt Ticich, TSU 2006-08 9. Matt Cook, MSSU 1989-93* 10. Tad Hatfield, ESU 2001-04				CAREER RECEIVING Player, School, Yrs. 1. Jamaica Rector, NWMSU 2001-04 2. Tony Miles, NWMSU 1997-2000 3. Andrew Blakley, TSU 1999-2002 4. Sam Sissom, WU 2002-06* 5. Lester McCoy, ESU 1997-2000 6. Steve Hansley, NWMSU 1983-85 7. Michael Dritlein, WU 1992-95 8. Andre Rector, NWMSU 2002-05 9. Rod Smith, MSSU 1989-93 10. Nick Smart, SBU 2004-07			
COACHES	SINGLE-SEASON RECEIVING Player 1. Rod Smith, MSSU vs. SBU, 10-19-91 2. Mike Berentes, TSU vs. SMSU, 11-7-70 3. Terren Adams, MWSU vs. WU, 11-16-91 4. Sam Sissom, WU vs. Colorado Mines, 8-27-05 5. Eddie Coates, UCM vs. Eastern Illinois, 10-4-69 Tom Newlin, SBU vs. UMR, 10-8-88				SINGLE-SEASON RECEIVING Player, School, Yr. 1. Ronnie West, PSU 1991 2. Rod Smith, MSSU 1991 3. Steve Hansley, NWMSU 1984 4. Tony Miles, NWMSU 1998 5. Andre Rector, NWMSU 2005 6. Lester McCoy, ESU 1999 7. Nick Smart, SBU 2007 8. Jamaica Rector, NWMSU 2002 9. Terren Adams, MWSU 1991 10. Jamaica Rector, NWMSU 2004				SINGLE-GAME TOTAL OFFENSE Player 1. Josh Chapman, MSSU vs. WU, 9-28-02 2. Matt Ticich, TSU vs. Upper Iowa, 9-8-07 3. Josh Chapman, MSSU vs. UMR, 11-16-02 4. Brandon Landry, UMR vs. Colorado Mines, 9-4-04 5. John McMenamin, NWMSU vs. UCM, 10-27-01			
ROSTER	SINGLE-SEASON RECEIVING Player 1. Rod Smith, MSSU vs. SBU, 10-19-91 2. Mike Berentes, TSU vs. SMSU, 11-7-70 3. Terren Adams, MWSU vs. WU, 11-16-91 4. Sam Sissom, WU vs. Colorado Mines, 8-27-05 5. Eddie Coates, UCM vs. Eastern Illinois, 10-4-69 Tom Newlin, SBU vs. UMR, 10-8-88				SINGLE-SEASON RECEIVING Player, School, Yr. 1. Ronnie West, PSU 1991 2. Rod Smith, MSSU 1991 3. Steve Hansley, NWMSU 1984 4. Tony Miles, NWMSU 1998 5. Andre Rector, NWMSU 2005 6. Lester McCoy, ESU 1999 7. Nick Smart, SBU 2007 8. Jamaica Rector, NWMSU 2002 9. Terren Adams, MWSU 1991 10. Jamaica Rector, NWMSU 2004				SINGLE-GAME TOTAL OFFENSE Player 1. Josh Chapman, MSSU vs. WU, 9-28-02 2. Matt Ticich, TSU vs. Upper Iowa, 9-8-07 3. Josh Chapman, MSSU vs. UMR, 11-16-02 4. Brandon Landry, UMR vs. Colorado Mines, 9-4-04 5. John McMenamin, NWMSU vs. UCM, 10-27-01			
PLAYERS	SINGLE-SEASON RECEIVING Player 1. Rod Smith, MSSU vs. SBU, 10-19-91 2. Mike Berentes, TSU vs. SMSU, 11-7-70 3. Terren Adams, MWSU vs. WU, 11-16-91 4. Sam Sissom, WU vs. Colorado Mines, 8-27-05 5. Eddie Coates, UCM vs. Eastern Illinois, 10-4-69 Tom Newlin, SBU vs. UMR, 10-8-88				SINGLE-SEASON RECEIVING Player, School, Yr. 1. Ronnie West, PSU 1991 2. Rod Smith, MSSU 1991 3. Steve Hansley, NWMSU 1984 4. Tony Miles, NWMSU 1998 5. Andre Rector, NWMSU 2005 6. Lester McCoy, ESU 1999 7. Nick Smart, SBU 2007 8. Jamaica Rector, NWMSU 2002 9. Terren Adams, MWSU 1991 10. Jamaica Rector, NWMSU 2004				SINGLE-GAME TOTAL OFFENSE Player 1. Josh Chapman, MSSU vs. WU, 9-28-02 2. Matt Ticich, TSU vs. Upper Iowa, 9-8-07 3. Josh Chapman, MSSU vs. UMR, 11-16-02 4. Brandon Landry, UMR vs. Colorado Mines, 9-4-04 5. John McMenamin, NWMSU vs. UCM, 10-27-01			
08 REVIEW	SINGLE-SEASON RECEIVING Player 1. Rod Smith, MSSU vs. SBU, 10-19-91 2. Mike Berentes, TSU vs. SMSU, 11-7-70 3. Terren Adams, MWSU vs. WU, 11-16-91 4. Sam Sissom, WU vs. Colorado Mines, 8-27-05 5. Eddie Coates, UCM vs. Eastern Illinois, 10-4-69 Tom Newlin, SBU vs. UMR, 10-8-88				SINGLE-SEASON RECEIVING Player, School, Yr. 1. Ronnie West, PSU 1991 2. Rod Smith, MSSU 1991 3. Steve Hansley, NWMSU 1984 4. Tony Miles, NWMSU 1998 5. Andre Rector, NWMSU 2005 6. Lester McCoy, ESU 1999 7. Nick Smart, SBU 2007 8. Jamaica Rector, NWMSU 2002 9. Terren Adams, MWSU 1991 10. Jamaica Rector, NWMSU 2004				SINGLE-GAME TOTAL OFFENSE Player 1. Josh Chapman, MSSU vs. WU, 9-28-02 2. Matt Ticich, TSU vs. Upper Iowa, 9-8-07 3. Josh Chapman, MSSU vs. UMR, 11-16-02 4. Brandon Landry, UMR vs. Colorado Mines, 9-4-04 5. John McMenamin, NWMSU vs. UCM, 10-27-01			
RECORDS	SINGLE-SEASON RECEIVING Player 1. Rod Smith, MSSU vs. SBU, 10-19-91 2. Mike Berentes, TSU vs. SMSU, 11-7-70 3. Terren Adams, MWSU vs. WU, 11-16-91 4. Sam Sissom, WU vs. Colorado Mines, 8-27-05 5. Eddie Coates, UCM vs. Eastern Illinois, 10-4-69 Tom Newlin, SBU vs. UMR, 10-8-88				SINGLE-SEASON RECEIVING Player, School, Yr. 1. Ronnie West, PSU 1991 2. Rod Smith, MSSU 1991 3. Steve Hansley, NWMSU 1984 4. Tony Miles, NWMSU 1998 5. Andre Rector, NWMSU 2005 6. Lester McCoy, ESU 1999 7. Nick Smart, SBU 2007 8. Jamaica Rector, NWMSU 2002 9. Terren Adams, MWSU 1991 10. Jamaica Rector, NWMSU 2004				SINGLE-GAME TOTAL OFFENSE Player 1. Josh Chapman, MSSU vs. WU, 9-28-02 2. Matt Ticich, TSU vs. Upper Iowa, 9-8-07 3. Josh Chapman, MSSU vs. UMR, 11-16-02 4. Brandon Landry, UMR vs. Colorado Mines, 9-4-04 5. John McMenamin, NWMSU vs. UCM, 10-27-01			
HISTORY	SINGLE-SEASON RECEIVING Player 1. Rod Smith, MSSU vs. SBU, 10-19-91 2. Mike Berentes, TSU vs. SMSU, 11-7-70 3. Terren Adams, MWSU vs. WU, 11-16-91 4. Sam Sissom, WU vs. Colorado Mines, 8-27-05 5. Eddie Coates, UCM vs. Eastern Illinois, 10-4-69 Tom Newlin, SBU vs. UMR, 10-8-88				SINGLE-SEASON RECEIVING Player, School, Yr. 1. Ronnie West, PSU 1991 2. Rod Smith, MSSU 1991 3. Steve Hansley, NWMSU 1984 4. Tony Miles, NWMSU 1998 5. Andre Rector, NWMSU 2005 6. Lester McCoy, ESU 1999 7. Nick Smart, SBU 2007 8. Jamaica Rector, NWMSU 2002 9. Terren Adams, MWSU 1991 10. Jamaica Rector, NWMSU 2004				SINGLE-GAME TOTAL OFFENSE Player 1. Josh Chapman, MSSU vs. WU, 9-28-02 2. Matt Ticich, TSU vs. Upper Iowa, 9-8-07 3. Josh Chapman, MSSU vs. UMR, 11-16-02 4. Brandon Landry, UMR vs. Colorado Mines, 9-4-04 5. John McMenamin, NWMSU vs. UCM, 10-27-01			
OPPONENTS	SINGLE-SEASON RECEIVING Player 1. Rod Smith, MSSU vs. SBU, 10-19-91 2. Mike Berentes, TSU vs. SMSU, 11-7-70 3. Terren Adams, MWSU vs. WU, 11-16-91 4. Sam Sissom, WU vs. Colorado Mines, 8-27-05 5. Eddie Coates, UCM vs. Eastern Illinois, 10-4-69 Tom Newlin, SBU vs. UMR, 10-8-88				SINGLE-SEASON RECEIVING Player, School, Yr. 1. Ronnie West, PSU 1991 2. Rod Smith, MSSU 1991 3. Steve Hansley, NWMSU 1984 4. Tony Miles, NWMSU 1998 5. Andre Rector, NWMSU 2005 6. Lester McCoy, ESU 1999 7. Nick Smart, SBU 2007 8. Jamaica Rector, NWMSU 2002 9. Terren Adams, MWSU 1991 10. Jamaica Rector, NWMSU 2004				SINGLE-GAME TOTAL OFFENSE Player 1. Josh Chapman, MSSU vs. WU, 9-28-02 2. Matt Ticich, TSU vs. Upper Iowa, 9-8-07 3. Josh Chapman, MSSU vs. UMR, 11-16-02 4. Brandon Landry, UMR vs. Colorado Mines, 9-4-04 5. John McMenamin, NWMSU vs. UCM, 10-27-01			
MIAA	SINGLE-SEASON RECEIVING Player 1. Rod Smith, MSSU vs. SBU, 10-19-91 2. Mike Berentes, TSU vs. SMSU, 11-7-70 3. Terren Adams, MWSU vs. WU, 11-16-91 4. Sam Sissom, WU vs. Colorado Mines, 8-27-05 5. Eddie Coates, UCM vs. Eastern Illinois, 10-4-69 Tom Newlin, SBU vs. UMR, 10-8-88				SINGLE-SEASON RECEIVING Player, School, Yr. 1. Ronnie West, PSU 1991 2. Rod Smith, MSSU 1991 3. Steve Hansley, NWMSU 1984 4. Tony Miles, NWMSU 1998 5. Andre Rector, NWMSU 2005 6. Lester McCoy, ESU 1999 7. Nick Smart, SBU 2007 8. Jamaica Rector, NWMSU 2002 9. Terren Adams, MWSU 1991 10. Jamaica Rector, NWMSU 2004				SINGLE-GAME TOTAL OFFENSE Player 1. Josh Chapman, MSSU vs. WU, 9-28-02 2. Matt Ticich, TSU vs. Upper Iowa, 9-8-07 3. Josh Chapman, MSSU vs. UMR, 11-16-02 4. Brandon Landry, UMR vs. Colorado Mines, 9-4-04 5. John McMenamin, NWMSU vs. UCM, 10-27-01			
TRUMAN	SINGLE-SEASON RECEIVING Player 1. Rod Smith, MSSU vs. SBU, 10-19-91 2. Mike Berentes, TSU vs. SMSU, 11-7-70 3. Terren Adams, MWSU vs. WU, 11-16-91 4. Sam Sissom, WU vs. Colorado Mines, 8-27-05 5. Eddie Coates, UCM vs. Eastern Illinois, 10-4-69 Tom Newlin, SBU vs. UMR, 10-8-88				SINGLE-SEASON RECEIVING Player, School, Yr. 1. Ronnie West, PSU 1991 2. Rod Smith, MSSU 1991 3. Steve Hansley, NWMSU 1984 4. Tony Miles, NWMSU 1998 5. Andre Rector, NWMSU 2005 6. Lester McCoy, ESU 1999 7. Nick Smart, SBU 2007 8. Jamaica Rector, NWMSU 2002 9. Terren Adams, MWSU 1991 10. Jamaica Rector, NWMSU 2004				SINGLE-GAME TOTAL OFFENSE Player 1. Josh Chapman, MSSU vs. WU, 9-28-02 2. Matt Ticich, TSU vs. Upper Iowa, 9-8-07 3. Josh Chapman, MSSU vs. UMR, 11-16-02 4. Brandon Landry, UMR vs. Colorado Mines, 9-4-04 5. John McMenamin, NWMSU vs. UCM, 10-27-01			
92	SINGLE-SEASON RECEIVING Player 1. Rod Smith, MSSU vs. SBU, 10-19-91 2. Mike Berentes, TSU vs. SMSU, 11-7-70 3. Terren Adams, MWSU vs. WU, 11-16-91 4. Sam Sissom, WU vs. Colorado Mines, 8-27-05 5. Eddie Coates, UCM vs. Eastern Illinois, 10-4-69 Tom Newlin, SBU vs. UMR, 10-8-88				SINGLE-SEASON RECEIVING Player, School, Yr. 1. Ronnie West, PSU 1991 2. Rod Smith, MSSU 1991 3. Steve Hansley, NWMSU 1984 4. Tony Miles, NWMSU 1998 5. Andre Rector, NWMSU 2005 6. Lester McCoy, ESU 1999 7. Nick Smart, SBU 2007 8. Jamaica Rector, NWMSU 2002 9. Terren Adams, MWSU 1991 10. Jamaica Rector, NWMSU 2004				SINGLE-GAME TOTAL OFFENSE Player 1. Josh Chapman, MSSU vs. WU, 9-28-02 2. Matt Ticich, TSU vs. Upper Iowa, 9-8-07 3. Josh Chapman, MSSU vs. UMR, 11-16-02 4. Brandon Landry, UMR vs. Colorado Mines, 9-4-04 5. John McMenamin, NWMSU vs. UCM, 10-27-01			

MIAA FOOTBALL COACHING VICTORIES

Name, School, Years	W	L	T	Pct.
1. Chuck Broyles, PSU 1990-present	194	41	2	.822
2. Mel Tjeerdsma, NWMSU 1994-present	157	40	0	.796
3. Charlie Finley, UMR 1972-91	100	100	10	.500
4. Maurice Wade, TSU 1951-66	99	41	2	.704
5. Gale Bullman, UMR 1936-63	96	112	9	.463
6. Ryland Milner, NWMSU 1937-57	90	63	13	.581
7. Kenneth Knox, SEMSU 1952-67	89	58	4	.603
8. Willie Fritz, UCM 1997-present	89	44	0	.669
9. Jerry Partridge, MWSU 1997-present	86	52	0	.623
10. Terry Noland, UCM 1983-96	78	62	2	.556
11. Abe Stuber, SEMSU 1932-46	72	42	6	.625
12. Don Faurot, TSU 1926-34	63	13	3	.816
13. John Ware, TSU 1995-2003, MSSU 2004-05	61	53	0	.535
14. Jim Lohr, SEMSU 1974-83	52	53	4	.495
15. Jon Lantz, MSSU 1989-97	51	35	1	.592

Includes all games coached with school as a member of the MIAA.

SINGLE-SEASON SCORING

Player, School, Yr.	Points
1. Ronald Moore, PSU 1992	254
2. Xavier Omon, NWMSU 2007	228
3. Brian Shay, ESU 1997	198
Germaine Race, PSU 2005	198
5. Brian Shay, ESU 1998	176
6. Jarrett Anderson, TSU 1996	168
7. Germaine Race, PSU 2004	164
8. David Jansen, NWMSU 1999	144
David Pumell, NWMSU 1999	144
Kegan Coleman, UCM 2002	144

*= career includes medical hardship season

CAREER SCORING

Player, School, Yr.	Points
1. Germaine Race, PSU 2003-06	634
2. Xavier Omon, NWMSU 2004-07	590
3. Brian Shay, ESU, 1995-98	544
4. Ronald Moore, PSU 1989-92	480
5. Jarrett Anderson, TSU 1993-96	446
6. Dale Mills, TSU 1957-60	407
7. Nathan Alleman, PSU 2003-06†	401
8. David Pumell, NWMSU 1996-99	400
9. Kegan Coleman, UCM 2001-04	384
10. Darren Dawson, PSU 1989-91	366

†=Top career kick scorer

TITLES BY SCHOOL

School	Titles Won	Last Championship
 Truman	26	1988
 Northwest Missouri St.	22	2008
 Southeast Missouri St. <i>Now a member of Division I FCS</i>	17	1988
 Pittsburg State	10	2004
 Central Missouri	8	2003
 Missouri S&T <i>Now a Independent member of Division II</i>	8	1983
 Southwest Missouri St. <i>Now a member of Division I FCS</i>	7	1978
 Emporia State	1	2003
 Lincoln <i>Will rejoin the league in 2011</i>	1	1972
 Missouri Southern	1	1993
 Missouri Western	1	2003
 Washburn	1	2005

TRUMAN MIAA PLAYERS OF THE WEEK

1994		2002	
Sept. 11	Steve ThompsonQB	Sept. 9	Dusty BurkQB
Oct. 9	Jarrett AndersonRB	Sept. 9	Tameem YehyawuLB
Nov. 6	Paul GrutterLB	Oct. 21	Dusty BurkQB
1995		Nov. 18	Judd LienhardLB
Oct. 9	Nate MinnisQB	2003	
Oct. 16	Jarrett AndersonRB	Sept. 30	Mark KamphoefnerK/P
Oct. 23	Jarrett AndersonRB	Oct. 28	Tameem YehyawuLB
1996		2004	
Sept. 23	Jarrett AndersonRB	Oct. 25	Jake CzeschinQB
Sept. 30	Jarrett AndersonRB	Nov. 1	Jake CzeschinQB
Oct. 21	Jarrett AndersonRB	2006	
Oct. 28	Zac AllisonLB	Sept. 25	Jake CunninghamRB
Nov. 11	Jarrett AndersonRB	Sept. 25	Les HammersDE
Nov. 18	Jarrett AndersonRB	Oct. 16	Les HammersDE
1997		Oct. 23	Les HammersDE
Sept. 22	Tommy HernandezCB	2007	
Oct. 6	James RossWR	Aug. 27	Garret FeigDB
1999		Sept. 10	Matt TicichQB
Oct. 11	Jason ChambersLB	Oct. 29	Mickey MasucciK/P
Oct. 25	Eric HoweQB	Nov. 12	Matt TicichQB
Nov. 1	Eric HoweQB	2008	
2000		Sept. 8	Jason ThierLB
Oct. 9	Jason WillrichLB	Oct. 6	Demetrius LavantDB
Nov. 6	Eric HoweQB	Oct. 6	Mickey MasucciK/P
2001			
Oct. 1	Eric HoweQB		
Oct. 8	Derek KentSS		
Oct. 22	Eric HoweQB		

YEAR-BY-YEAR

Year School	Year School
2008 Northwest Missouri State	1968 Southeast Missouri State
2007 Northwest Missouri State	1967 Southeast Missouri State
2006 Northwest Missouri State	1966 Southwest Missouri State
2005 Washburn	1965 Truman
2004 Pittsburg State	1964 Truman
2003 Central Missouri	1963 Southwest Missouri State
Emporia State	1962 Southeast Missouri State
Missouri Western	1961 Truman
Northwest Missouri State	1960 Truman
Pittsburg State	1959 Southeast Missouri State
2002 Northwest Missouri State	1958 Southeast Missouri State
2001 Pittsburg State	1957 Southeast Missouri State
2000 Northwest Missouri State	1956 Central Missouri
1999 Northwest Missouri State	Missouri-Rolla
1998 Northwest Missouri State	1955 Southeast Missouri State
1997 Northwest Missouri State	1954 Truman
1996 Northwest Missouri State	1953 Truman
Pittsburg State	1952 Truman
1995 Pittsburg State	Northwest Missouri State
1994 Pittsburg State	1951 Truman
1993 Missouri Southern	Southwest Missouri State
1992 Pittsburg State	1950 Missouri-Rolla
1991 Pittsburg State	1949 Missouri-Rolla
1990 Pittsburg State	1948 Northwest Missouri State
1989 Pittsburg State	Southwest Missouri State
1988 Central Missouri	1947 Missouri-Rolla
Truman	1946 Southeast Missouri State
Southeast Missouri State	1943-45 No MIAA play-World War II
1987 Central Missouri	1942 Northwest Missouri State
Southeast Missouri State	Southeast Missouri State
1986 Central Missouri	1941 Missouri-Rolla
1985 Truman	Northwest Missouri State
1984 Northwest Missouri State	1940 Southwest Missouri State
1983 Central Missouri	1939 Northwest Missouri State
Missouri-Rolla	1938 Northwest Missouri State
1982 Truman	1937 Southeast Missouri State
1981 Truman	1936 Truman
1980 Missouri-Rolla	1935 Truman
1979 Northwest Missouri State	1934 Truman
1978 Southwest Missouri State	1933 Truman
1977 Missouri-Rolla	1932 Truman
Southeast Missouri State	1931 Northwest Missouri State
1976 Truman	1930 Truman
Southeast Missouri State	1929 Truman
1975 Southeast Missouri State	1928 Truman
1974 Northwest Missouri State	Southwest Missouri State
1973 Southeast Missouri State	1927 Truman
1972 Lincoln	1926 Central Missouri
Northwest Missouri State	1925 Northwest Missouri State
1971 Truman	1924 Truman
1970 Central Missouri	
Truman	
1969 Truman	
Southeast Missouri State	

OUTLOOK

COACHES

ROSTER

PLAYERS

08 REVIEW

RECORDS

HISTORY

OPPONENTS

MIAA

TRUMAN



TRUMAN ATHLETICS

OUTLOOK

COACHES

ROSTER

PLAYERS

08 REVIEW

RECORDS

HISTORY

OPPONENTS

MIAA

TRUMAN

WOMEN'S SOCCER

FOOTBALL

VOLLEYBALL

WRESTLING

TENNIS



Senior quarterback Matt Ticich (above) finished his career second all-time in Bulldog history in total offense with 8,509 yards as the Bulldogs played on a new surface installed at Stokes Stadium.



The Bulldogs made a strong run in the NCAA tournament finishing their season in the Elite Eight. Five women's players were named to the all-region team.



The Bulldog volleyball team advanced to the NCAA Final Four for the second time in five seasons and finished with a 33-8 overall record.



The Bulldog wrestling team won their third straight Academic National championship and fifth academic title overall.



Lindsay Blair (above) finished 22-8 as the women's team was 16-5 last season while the men finished 8-6. Both Blair and Peter Bracha earned CoSIDA Academic All-America honors.



2008-2009 REVIEW

CROSS COUNTRY



Senior Danna Kelly (above) earned All-America honors as she placed 24th in the Division II Championships.

TRACK



Danna Kelly, Shaina Dochterman and Katrina Biermann all earned All-America honors at the 2008 Outdoor Championships while Biermann and Dochtermann were All-Americans in the indoor season.

WOMEN'S BASKETBALL



Senior Georgia Mueller (above) capped off her career second on the Bulldog all-time scoring list with 1,897 points and earned her third consecutive all-conference selection. The team won four of their final six games to finish eighth in the conference.

WOMEN'S SWIMMING



Junior Kate Aherne (above) won her second individual national championship in the 2000 IM as the team extended their streak of finishing fourth or better in the nation for the past 12 years.

GENERAL



The Truman Athletics Department was recognized with the Highest Academic Success Rate of any school in the MIAA with 95% of student-athletes graduating. Truman also had the highest increase in the success rate, up 3% from last year's data.



OUTLOOK

COACHES

ROSTER

PLAYERS

08 REVIEW

RECORDS

HISTORY

OPPONENTS

MIAA

TRUMAN



TRUMAN ATHLETICS

MIAA CHAMPIONSHIPS

Football	26
Men's Indoor Track	19
Men's Outdoor Track	17
Men's Golf	13
Men's Cross Country	11
Men's Tennis	11
Men's Basketball	9
Women's Soccer	7
Volleyball	6
Men's Soccer	6 *
Softball	6
Wrestling	5 *
Women's Indoor Track	4
Women's Tennis	4
Women's Outdoor Track	2
Women's Cross Country	1
Total	147

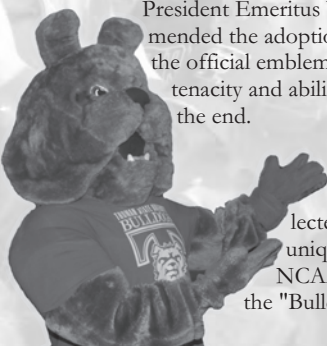
* The MIAA discontinued championships in Men's Soccer & Wrestling Swimming and Women's Golf are not sponsored by the MIAA

WHAT'S IN A NICKNAME?

Why was the nickname, Bulldogs, selected for Truman State University? O.C. Bell in 1908 referred to his performers as Bulldogs, but it wasn't an official designation. So far as is known, this term wasn't used again until the spring of 1915.

At the time, a committee of students, including the late President Emeritus Walter H. Ryle, recommended the adoption of the "Bulldog" as the official emblem because of the beast's tenacity and ability to fight desperately to the end.

The spirit of the Bulldog has been evident since the name was selected 90 years ago. It's not unique though, as at least 16 NCAA schools have adopted the "Bulldog".



DIRECTOR OF ATHLETICS



Jerry W. Wollmering named the Director of Athletics at Truman in September of 1999. Since coming to Kirksville, Wollmering has helped Truman be one of the top athletics departments in NCAA Division II -- both athletically and academically.

The Bulldogs have finished in the top-10 in the Directors' Cup standings in each year that Wollmering has been at Truman. In 2003-04, he led the athletics

program to a third-place finish in that national program, the highest ever for a MIAA school.

Academically, Truman regularly ranks among the top schools in the MIAA and in the nation in graduation rates.

Prior to coming to Truman, Wollmering served as associate athletics director of finance and administration at Bowling Green State University in Ohio since January of 1998. He was also the assistant athletics director for financial affairs for two years at BGSU, prior to his becoming an associate AD.

Wollmering earned a bachelor's degree in business administration and accounting from Drake University in 1987, and a master's degree in physical education and athletic administration from Kent State University in 1993. He is also a certified public accountant with experience as an auditor.

Before arriving at Bowling Green, Wollmering was an assistant athletic director at Southeast Missouri State University, a Division I program, for approximately 18 months. While working on his master's degree, Wollmering was a graduate assistant to the athletic director at Kent.

A native of Ft. Madison, Iowa, he was a varsity letterman in cross country and track at Drake. Wollmering and his wife, Alicia, have three daughters: Leah, Erica and Kate.

SPORTS MEDICINE

The training room is home base for the sports medicine program at Truman State University. The purpose of the program is to work toward the prevention of athletic injuries, care for those injuries that do happen and work for complete recovery through rehabilitation so that the student-athlete can return to competition as safely and quickly as possible. The program works under the direct supervision of three full-time experienced trainers and two physicians. If an athlete should be injured while participating in an intercollegiate sport, they will be evaluated by a highly competent training staff member and treated as needed or referred to necessary medical personnel.

The main training room is on the lower level of Pershing Building just off the northeast corner of Pershing Arena. Both the head athletics trainer's and assistant athletics trainer's offices are located in this area. The student trainers assigned to each sport also use this as their main area of contact.

It contains 7 treatment tables and 2 taping tables. Two whirlpools, muscle stimula-



tion, ultrasound, and a variety of other modalities are available to treat injured athletes. This athletic training room also contains rehabilitation room containing a variety of rehabilitation equipment

A secondary training room in the football kennels, located south of Pershing Building, is mainly used during fall and spring practices because of its proximity to the football practice field and outdoor track. It contains eight treatment tables, four taping tables, and three whirlpools. This facility is equipped with modalities and rehabilitation equipment similar to that in the Pershing athletic training room.

BULLDOGS IN THE COMMUNITY

Division II is committed to developing students and communities by actively engaging in shared experiences. Our community engagement objective is bringing community to campus to experience Division II collegiate events.

Through community engagement, student athletes can direct the energy and spirit of winning to positively change society.

Truman is committed to this Division II physophy through many activites aimed at assisting local Kirksville and campus organizations, including the following:

- ◆ Working w/United Way
- ◆ Cub Scouts & Northeast Missouri Food Bank
- ◆ Bulldog Buddies
- ◆ Spring Clean-Up
- ◆ Freshman Move-In Day
- ◆ YMCA Programs
- ◆ NEMO Fair Parking
- ◆ Bank of Kirksville Ice Cream Social
- ◆ Box Scout Camps
- ◆ Mentoring Program
- ◆ Pizza Delievery for Kirksville Public Schools
- ◆ Make A Wish Foundation
- ◆ Raise money for Parkinson's Disease Research (Bill Cable Purple & White Game)
- ◆ Think Pink! WBCA's Fight on Breast Cancer

ACADEMIC ALL-AMERICANS

Truman State University is one of the top schools in all of the country in producing Academic All-Americans.

The Bulldogs have had 87 Academic All-Americans since the programs inception in 1952 by the College Sports Information Directors of America which is 24th overall and second in Division II.

To be eligible for the Academic All-America honor, a student-athlete must have at least a 3.30 GPA and earn first-team all-district honors that are voted by the district's sports information directors.

Truman Academic All-American's since 2000

2000 Jason Reinberg (MBB)	2003 Sarah Dance (SW)
2000 Heather Mackie (SB)	2003 Sara Murray (Soc)
2000 Beth Luebbering (TF)	2004 Jared Atwood (Soc)
2001 Austin Lepper (FB)	2004 Diana Betsworth (SW)
2001 Lance Dorsey (FB)	2004 Sarah Dance (SW)
2001 Nathan Artz (Tennis)	2004 Sara Murray (Soc)
2001 Heather Mackie (SB)	2005 Jared Atwood (Soc)
2001 Beth Luebbering (TF)	2005 Diana Betsworth (SW)
2001 Laura Potts (Golf)	2005 Sarah Dance (SW)
2001 Casey Felkerson (VB)	2005 Lauren Cepicky (Soc)
2001 Jenny Glenn (VB)	2006 Randy Beilsmith (Bsb)
2002 Austin Lepper (FB)	2006 Gregg Nurrenbern (Wr)
2002 Tameem Yehyaw (FB)	2006 Brittany Anderson (SW)
2002 Bridget Riley (SW)	2006 Lija Kaleps-Clark (SW)
2002 Liz Hug (SW)	2006 Sarah Shearman (VB)
2002 Beth Luebbering (TF)	2007 Brittany Anderson (SW)
2002 Kayse Hahn (TF)	2007 Lija Kaleps-Clark (SW)
2003 Tameem Yehyaw (FB)	2007 Jacquie Faust (TF)
2003 Matt Helbig (TF)	2009 Peter Bracha (Tennis)
2003 Britini Bufurd (SB)	2009 Kate Aherne (SW)
2003 Kelli Dudley (SW)	2009 Tanya Sylvester (SW)
2003 Liz Hug (SW)	2009 Lindsay Blair (Tennis)

Adams, Edward ('89)
 Alexander, Ralph ('85)
 Alexander, Cud ('88)
 Albritton, Don ('03)
 Armsted, Ray ('94)
 Atherton, Bob ('03)
 Ausmus, Bill ('90)
 Baker (Sutton), Felicia ('02)
 Ball, Jack ('87)
 Barker, Stanley ('93)
 Barton, Willie ('84)
 Bartow, Gene ('87)
 Beard, Richard ('88)
 Bebmeyer, Kenneth ('92)
 Bender, Ed ('90)
 Berentes, Mike ('91)
 Berenyi, Bruce ('93)
 Berry, Leroy ('98)
 Bigsby, Frank ('92)
 Billerbeck, Tamara ('00)
 Black, John ('95)
 Blacklock, James ('07)
 Blakley, Charles ('91)
 Blandford, Mary ('07)
 Bohmback, Clifford ('87)
 Bowles, Bill ('03)
 Bringer, John ('93)
 Brown (Kongable), Trisha ('96)
 Browlee, Dick ('91)
 Buffington, Darrell ('00)
 Burchett, Jim ('00)
 Bussard, Terry ('91)
 Cable, William ('89)
 Cafer, Glenn ('90)
 Campbell, Brian ('98)
 Carlson, Robert ('88)
 Cavanah, Ralph ('84)
 Chevalier, James ('83)
 Clemens (Steller), Terri ('95)
 Clinton, Wayne ('89)
 Cochran, Carroll ('91)
 Collier, Dale ('89)
 Craddock, Bruce ('89)
 Craig, Levi ('83)
 Craig, Orval ('83)
 Cummings, Don ('94)
 Curtright, Guy ('84)
 Dabney, L.E. "Horse" ('84)
 Dippel, Stan ('02)
 Dodd, Earl "Smiley" ('87)
 Dougherty, James ('83)
 Downing, William "Wirt" ('83)
 Doyle, Robert ('88)
 Duffy, Mike ('00)
 Elliott, Lenvil ('89)
 Elliot, Ray ('90)
 Embree, Arnold ('83)
 Enfield (Jarrard), Carol ('92)
 Erzen, Richard ('95)
 Evans, Robert ('88)
 Evans, Gary ('90)
 Evans, Russell ('99)
 Faurot, Don ('83)
 Fletcher, Robert ('04)
 Fouch, Darrell ('93)
 Frost, Jeff ('00)
 Fuller (Corson), Kathleen ('04)

Futrell, Dan ('90)
 Gallatin, Harry ('84)
 Gardner, Kenneth ('83)
 Geredine, Thomas ('88)
 Germain, Jerry ('91)
 Gildehaus, Dale ('97)
 Gillespie, Andre ('02)
 Gorzynski, Rick ('94)
 Goucher (Frahm), Marlene ('97)
 Gourley, Darrel ('89)
 Grant, Dave ('86)
 Grathwohl, Peter ('99)
 Graves (Carter), Deborah ('93)
 Gross, Howard ('91)
 Gross, D'Anne ('04)
 Grossnickle, Gerald "Shag" ('84)
 Haller, Robert ('90)
 Hammock, Jack ('90)
 Harris, Michael ('02)
 Hatcher, Earl ('85)
 Hayes, Thomas ('96)
 Hegg, Chris ('98)
 Holm, Eric ('03)
 Humphries-Drummond, Carol ('97)
 Jackson, T.J. ('92)
 Jamison, G.H. ('92)
 Johnsen, Larry ('95)
 Johnson, Aubrey ('87)
 Jones, Larance ('85)
 King, Boyd ('83)
 Knepper, Kerry ('02)
 Krumeich, Jerome ('93)
 Laususe, Michael ('97)
 Lawrence, Robert ('90)
 Lewis, Robert ('90)
 Lintner, David ('90)
 Liper, Linley ('96)
 Littrell, Dennis ('93)
 Loncaric, Melvin ('86)
 Lyles, Frederick ('89)
 Maack, Richard ('87)
 Mach, Ray ('91)
 Maddox, Delbert ('84)
 Mangold, Ronald ('99)
 McArtor, Trusten ('88)
 McKanna, Wayne ('89)
 McPike, Milton ('84)
 McWilliams, H.L. ('84)
 Merritt, Donald ('89)
 Meyer, Jerry ('92)
 Michael, Ted ('91)
 Mills, Dale "Paley" ('84)
 Morton, Janks ('89)
 Muir, Payne ('89)
 Neal, Jeff ('87)
 Nipper, Al ('94)
 Noble, Carl ('83)
 Noll (Springman), Cindy ('99)
 Norton, Carlos ('96)
 O'Sadnick, Craig ('87)
 Otte, Richard ('95)
 Ozug, Paul ('93)
 Parsons, Donald ('86)
 Perrin, Jack ('90)
 Perry, Earl ('89)
 Petree, Leo ('91)

Pickering, Glendle ('96)
 Pink, Ralph ('88)
 Post, Leslie ('90)
 Powell, Steve ('91)
 Protiva, Harold ('85)
 Ray, Clifton "Dickie" ('94)
 Rhodes, Rich ('86)
 Richardson, Mike ('86)
 Richardson, William ('88)
 Roark, Robert ('87)
 Robinson, Jack ('83)
 Rohde, Martin ('84)
 Romberg, Dave ('90)
 Rowden, Donald ('88)
 Royster, Aaron ('07)
 Scanlan, James ('99)
 Schlichtig, Steve ('97)
 Schneider, Ed ('86)
 Schroeder (Roberts), Stacy ('03)
 Schwengel, Frederick ('83)
 Selkirk, Ron ('91)
 Seman, William ('95)
 Semanek, John ('91)
 Shores, John ('86)
 Simmons Jr., George ('95)
 Simmons, John "Hi" ('85)
 Simpson, Chauncey ('89)
 Sims, Willard ('86)
 Sisson, Dennis ('98)
 Sloan, Russell ('93)
 Smith, Lee ('97)
 Sobol, Mark ('93)
 Sooter, Windorf ('93)
 Spainhower, John ('85)
 Sparks, Donald ('96)
 Staggs, Rob ('97)
 Sterrett, Ralph ('92)
 Stickler, R.O. ('87)
 Stock, Bill ('90)
 Streeter, James ('86)
 Swift, Larry ('85)
 Sylvara, Donald "Red" ('87)
 Taylor, David ('89)
 Tewell, Roy ('96)
 Thompson, Clint ('06)
 Thornton, Charles ('94)
 Towers, Orville ('87)
 Troester, Carl ('87)
 Vail, Donald ('88)
 Valentine, R.E. ('84)
 Velasco, Juan "J.P." ('06)
 Ventling, Wayne ('93)
 Waddle, Floyd ('95)
 Wade, Maurice "Red" ('83)
 Wade, Lowell ('92)
 Wagner, Frank ('94)
 Walmsley, H.A. ('94)
 Washington, Sharon ('88)
 Watts, Robert ('92)
 Wells, Jack ('89)
 Werling, Ronald ('96)
 Wesley, Johnnie ('93)
 Whalen, Paul ('92)
 Winslow, David ('92)
 Wynn (Weno), Deb ('99)
 Yancey, Mike ('98)
 Zeigel, Roland ('84)

OUTLOOK

COACHES

ROSTER

PLAYERS

08 REVIEW

RECORDS

HISTORY

OPPONENTS

MIAA

TRUMAN



TRUMAN

STATE UNIVERSITY

FACTS

Location: Kirksville, Missouri

Kirksville Population: 17,000

Undergraduate Enrollment: approximately 5,600

Graduate Enrollment: approximately 250

International Enrollment: approximately 220 students from 42 different countries

Male/Female Ratio: 41:59

Student/Faculty Ratio: 16:1

Average Class Size: 23 students

Percentage with GPA of 3.25 or higher: 95%

Percentage of Freshman Courses

Taught by Full-time Faculty: 97%

Percentage of Full-time Faculty with Ph.D.s: 85%

Graduate Placement: 99%

Percentage of Graduates Immediately

Entering Graduate School: 50.4%

Academic Year: 15-week semesters

Annual Average Cost of Books: \$1000

Number of Campus Organizations: over 240

Percentage Involved in Greek

Sororities & Fraternities:

22% of women

31% of men


Size of Campus: 140 acres

Truman State University continues to be lauded as one of the country's most prominent public liberal arts and sciences institutions. Recognized for educational excellence, Missouri's only highly selective public university has been listed in national publications such as Consumer's Digest, The Fiske Guide to College, and The Princeton Review. U.S. News & World Report's 2008 edition of "America's Best College" featured Truman for the eleventh consecutive year as the #1 public university in the Midwest awarding bachelor's and master's degrees. Complete information for prospective students can be found at <http://admissions.truman.edu>

ADMISSION REQUIREMENTS

Admission to Truman is based upon high school curriculum; high school grade point average and rank; standardized test scores (ACT or SAT); special abilities, talents, or achievements; and an essay. Students planning to enroll at Truman should complete the following high school core curriculum: four units English, three units mathematics (four units are strongly recommended), three units social studies/history, three units natural science, one unit fine arts and two units foreign language (same language).

Under guidelines for highly selective institutions from the Missouri Coordinating Board for Higher Education, the students who receive the strongest consideration for admission to Truman will have a 140 combined ability. The combined ability is determined by adding the high school class rank percent to the national percentile on the ACT or SAT college entrance exam.





APPLYING FOR ADMISSION

Students wishing to be considered for all scholarships and financial aid programs are strongly encouraged to apply for admission by December 15.

Under guidelines for highly selective institutions from the Missouri Coordinating Board for Higher Education, the students who receive the strongest consideration for admission to Truman will have a 140 combined ability. The combined ability is determined by adding the high school class rank percentage to the national percentile on the ACT or SAT college entrance exam.

There is no application fee.

COUNCIL OF PUBLIC LIBERAL ARTS COLLEGES

Truman has been a member of COPLAC since 1988. COPLAC is an organization of publicly funded colleges with a strong dedication to the liberal arts.

COMMITMENT TO FOUR CORE VALUES

- ◆ a strong focus on students and student learning
- ◆ intellectual challenge in a nurturing and diverse environment
- ◆ affordability which promotes financial access to educational excellence
- ◆ a commitment to assessment for continuous improvement and accountability

ACADEMICS

- ◆ 50.4% of Truman grads go immediately to pursue advanced degrees.
- ◆ Missouri's premier public liberal arts and sciences university.
- ◆ Missouri's only high selective public institution.
- ◆ Highest overall graduation rate among Missouri's public colleges and universities.
- ◆ Student to Faculty ratio of 16:1
- ◆ 31% of 2007 Freshman from Missouri have been awarded Missouri's Bright Flight Scholarship

RESIDENCE LIFE

- ◆ Freshmen live on campus for their first year with about half of all Truman students live on campus.
- ◆ The Residential College Program helps bring the University learning community inside the residence halls.
- ◆ Truman's entire campus is wireless.

CAREER PREPARATION

- ◆ Firms that hire Truman grads: Boeing, Cerner, Edward Jones, Children's Mercy Hospital, Peace Corps, Macy's Midwest, Walgreens, Ernest and Young and many others.
- ◆ Offers internships through the Truman in Washington (D.C.) Program
- ◆ Nearly 99% of Truman graduates reporting post-graduation plans enter graduate/professional school or gain employment within six months of graduation.

ALUMNI CHAPTERS

Alumni Chapters help connect Truman alumni, families and others to the University. Members receive a variety of benefits.

They are currently 10 chapters nationwide and membership is open to all Truman alumni, parents, faculty, staff and friends.

Membership benefits include:

- ◆ Discounts or Free admission to chapter events.
- ◆ Campus perks including free admission to Bulldog home games.
- ◆ Travel Discounts
- ◆ Kirksville-Area Discounts
- ◆ Theme-Park Discounts
- ◆ Alumni Connection Newsletter

For more info visit <http://alumni.truman.edu>

DARRELL KRUEGER

President, Truman State University



Dr. Darrell Krueger began as Interim President of Truman State University on Oct. 16, 2008.

Krueger served for 16 years as the vice president for academic affairs and dean of instruction at Truman and for two years

prior to that he served as an assistant professor of political science at the University.

Krueger left Truman to become the 13th president of Winona State University (Minn.) from 1989 until his retirement in 2005. During his tenure as president he was nationally recognized for his work in outcomes assessment. Under his leadership, Winona State University became one of the most technologically advanced universities in the nation with one of the largest laptop university programs supporting more than 8,000 laptop computers across campus.

Under Krueger's leadership a comprehensive campus master plan was developed that included enhancement of campus green spaces, a new library that opened in 1999 and a state-of-the-art science laboratory center that was dedicated in the fall of 2004.

Krueger graduated summa cum laude as co-valedictorian from Southern Utah State College in Cedar City in 1967, with a bachelor's of arts degree in political science and history. He earned a master's degree in 1969 and a Ph.D. in 1971 from the University of Arizona, Tucson. He is the 50th Woodrow Wilson Fellow to become a president and he is a member of Phi Beta Kappa. Krueger and his wife Nancy have four children, two of whom graduated from Truman.

BOARD OF GOVERNORS

Cheryl J. Cozette, Columbia, *Chair*
Matthew W. Potter, St. Louis, *Vice Chair*
John W. Siscel, III, St. Louis, *Secretary*
Mike Greenwell, Shelbina
Karen Haber, Kansas City
Kenneth L. Read, Kirksville
Mark Wasinger, Hannibal
John Hilton, Alexandria, Virginia
Peter T. Ewell, Boulder, Colorado
Cody Sumter, *Student Representative*

OUTLOOK

COACHES

ROSTER

PLAYERS

08 REVIEW

RECORDS

HISTORY

OPPONENTS

MIAA

TRUMAN

STOKES STADIUM - HOME OF THE BULLDOGS

In 2009, Stokes Stadium will have a new playing surface when the Bulldogs take the field on Aug. 28th. In partnership with the student athletics fee, private donations and University capital improvements, AstroTurf GameDay Grass 3D was installed over the summer to replace the natural grass surface.

Stokes Stadium was named in honor of James S. Stokes, a Truman Physics professor. Stokes appointed a custodian of equipment and grounds by President Fair in 1925 and design the stadium in the southend of the campus that was known for being a marsh area.

The Stadium opened in 1930, with Central Methodist spoiling the first game by defeating the Bulldogs by a 12-7 score.

The new home was an immediate success though, as Truman won the next 30 games played in Kirksville, still the longest home winning streak in school history. Since Truman started playing at Stokes stadium, the Bulldogs have an all-time record of 222-120-9, with one of those losses later being forfeited to Truman.

Stokes Stadium was rebuilt in the summer of 1962 to seat approximately 4,000 spectators. The concrete structure has fiberglass seats and a press box.

Before the start of the 1991 season, the University installed a ramp system and seating to accommodate individuals with disabilities.

During the summer of 1999, construction was completed underneath the sta-



dium. Restrooms, a ticket booth and concession stands were built, and the surface was leveled.

In the summer of 2005, a new scoreboard with a scrolling message board was installed behind the west endzone.

Locker rooms for home and visiting players are located on the west side of the field in the brick buildings known as the "Bulldog Kennels". Truman's locker room recently received a renovation prior to the 2004 season.

The Kennels were built in 1938 and was designed by Otho Barnett, a faculty member. The north wing, that was constructed in 1953 was originally built to house 35 student-athletes as a dorm but was converted to a meeting area and athletic training room.

The field is surrounded by the state-of-the-art Gardner Track with an all-weather surface constructed in the summer of 1996. It was named in honor of former Truman player, coach and Director of Athletics, Kenneth Gardner.

Just west of the Stadium is Red Barn Park, where the university holds tailgate functions before games.

Prior to Stokes Stadium, the Bulldogs played on Kirk Field, located in the northeast part of the current campus.

STADIUM FACTS

Opened: Oct. 10 1930
Surface: AstroTurf GameDay Grass 3D
Installed: Summer 2009
Home Record: 224-124-9 (.645)
Longest Winning Streak: 30 Games (1930-36)
Last Undeclared Season: 1994 (5-0)
Last Winless Season: 1974 (0-5)
Last two years: 10-6



WEIGHT TRAINING FACILITIES

Truman has three weight rooms that are at the disposal of the athletes. The largest is the free weights room which is located on the west side of the Pershing Arena on the third floor. This room was renovated during the summer of 2000. The renovations included new ventilation and equipment, and general refurbishment of the interior.

Approximately 2,600 square feet, it accommodates 40-45 athletes at a time with eight separate power stations complete with platforms and bumper plates for a wide variety of strength training and rehabilitation.

The Nautilus room is located on the east side of the arena near the ramp that leads to the natatorium. The third weight room is the aquatic weight room and is located at the bottom of the ramp on the east side.



ATHLETIC STAFF DIRECTORY

Director of Athletics-Jerry Wollmering	4235
Asst. Director of Athletics/Compliance/SWA - Linda Anderson	4340
Athletics Secretary-Katie Miley	4235
Athletics Media Relations	
Asst. Director of Athletics-Kevin White	4276
Media Relations Assistant - Tyler Madsen	7778
Athletics Media Relations FAX	7475
Head Football Coach-Aaron Vicko	4252
Assistant Football Coach-Marty Costello	7494
Assistant Football Coach- Matt St. Germain	4012
Assistant Football Coach- Thomas Kearney	4262
Assistant Football Coach-Ryan Nourse	4170
Assistant Football Coach- Walker Graher	4235
Men's Soccer Coach-Duke Cochran	4168
Women's Soccer Coach-Mike Cannon	4463
Assistant Women's Soccer Coach- Martin Claves	7260
Volleyball Coach-Ben Briney	4468
Assistant Volleyball Coach-Megan Wargo	4645
Men's Basketball Coach-Jack Schrader	4171
Assistant Men's Basketball Coach-Tim Deidrick	4272
Women's Basketball Coach-Michael Smith	4459
Assistant Women's Basketball Coach-Taira Roth	7362
Cross Country & Track Coach-John Cochran	4342
Assistant Cross Country & Track Coach-Tim Schwegler	4341
Assistant Women's Track & Field Coach-Leslie Hardesty	6039
Baseball Coach-Dan Davis	6003
Softball Coach-Erin Brown	4343
Assistant Softball Coach - Cathy Monroe	4343
Co-Men's Golf Coach- Jim Berrey	7778
Co-Men's Golf Coach - Tyler Madsen	7778
Women's Golf Coach-Sam Lesseig	4090
Swimming Coach-Mark Gole	7219
Assistant Swimming Coach-Greg Naumann	6040
Tennis Coach-Pete Kendall	7258
Wrestling Coach-Dave Schutter	7257
Head Trainer-Michelle Boyd	7364
Asst. Trainers-Adam Cline/Nicole Summers/Cassie DeBlauw	6055/7521

Area code is 660 and prefix is 785

