



2014 Truman Football Record Book

Career Records	1-4	Longest Plays	18
Rushing	1	Top Performances	19
Passing	1	Team Single Game Records	20
Receiving	2	Last Time It Happened	20-21
Total Offense	2	All-Conference Selections (By Year)	22-26
Scoring	2	Three/Four Time All-Conference Selections	26
Special Teams	3	All-Conference Selections (By Position)	27-30
Defense	4	All-Time Scores	31-35
Season Individual Records	5-8	Series Records	36
Rushing	5	Year-By-Year Records	37
Passing	5	Conference Finishes	37
Receiving	6	Honors & Awards	38-43
Total Offense	6	All-America	38
Scoring	6	Academic All-America/All-District	38
Special Teams	7	Conference/Region Awards	39-41
Defense	8	Truman Athletics Hall of Fame	41
Season Team Records	9	Harlon Hill Award	42
Year-by-Year Leaders	10-17	Retired Numbers	42
Rushing	10	Pro Football Draft Picks	43
Passing	11	Bulldogs In The Pros	43
Receiving	12	Post Season Games	44-46
Total Offense	13	Letterwinners	47-50
Scoring	14		
All-Purpose	15		
Special Teams	16		
Defense	17		
Individual Single Game Records	18		

Every attempt has been made to make this book as accurate as possible, if you are aware of any mistakes, please contact the Truman Athletics Communication Office with corrections.

CAREER RECORDS:

RUSHING

RUSHING YARDS.....Years

1. 6293	Jarret Anderson1993-96
2. 4502	Dale Mills1957-60
3. 4146	Chad Guthrie1989-92
4. 3643	Steve Powell1974-77
5. 2779	Lenvil Elliott1969-72
6. 2518	Andre Gillespie1982-85
7. 2435	Sharon Washington1963-66
8. 2353	Mike Richardson1962-65
9. 2349	Mike Harris1977-78,00-01
10. 2177	James McCoy1986-89
11. 2054	Mike Redding1999-02
12. 2049	Roketi Esau1985-87
13. 1911	Jerard Levenson2002-05
14. 1812	Karega Scott1993-95,97
15. 1686	Deric Johnson1996-99
16. 1663	Garrett White2011-13
17. 1498	Matt Ticich2006-08
18. 1368	Marv Robinson1970-73
19. 1172	Donald Harvey2007-11
20. 1164	T.J. Jackson1964-65
21. 1132	Michael Patnode2004-05
22. 1131	Harnish Ayora2008-11
23. 1129	Phillip Davis2006-10
24. 1054	Mark Cross1992-95
25. 1048	Pete Robertson1970-71

RUSHING ATTEMPTS.....Years

1. 1013	Jarret Anderson1993-96
2. 800	Chad Guthrie1989-92
3. 751	Dale Mills1957-60
4. 648	Lenvil Elliott1969-72
5. 639	Steve Powell1974-77
6. 538	Jerard Levenson2002-05
7. 514	Andre Gillespie1982-85
8. 507	James McCoy1986-89
9. 463	Mike Harris1977-78,00-01
10. 450	Mike Redding1999-02

AVG. YARDS/RUSH *.....Years

1. 7.46	T.J. Jackson1964-65
2. 6.38	Mike Richardson1962-65
3. 6.31	Sharon Washington1963-66
4. 6.21	Jarret Anderson1993-96
5. 5.99	Dale Mills1957-60
6. 5.92	Brian Cosmano2000-01
7. 5.70	Steve Powell1974-77
8. 5.57	Rick Reeves1966-67
9. 5.56	Garrett White2011-13
10. 5.44	Ted Michael1961

* minimum 75 rush attempts

RUSHING TDs.....Years

1. 70	Jarret Anderson1993-96
2. 62	Dale Mills1957-60
3. 38	Chad Guthrie1989-92
4. 31	Steve Powell1974-77
5. 30	Sharon Washington1963-66
6. 28	Lenvil Elliott1969-72
7. 24	Mike Richardson1962-65
8. 21	Jerard Levenson2002-05
9. 20	Matt Ticich2006-08
20	Garrett White2011-13

PASSING

PASSING YARDS.....Years

1. 9097	Eric Howe1998-01
2. 7011	Matt Ticich2006-08
3. 6676	Jeff Frost1987-90
4. 6276	Tom Hayes1981-83
5. 5531	Don Cummings1967-70
6. 5306	Chris Hegg1984-85
7. 4979	Matt Heidmann1983-84,86-87
8. 4966	Jake Czeschin2000-04
9. 4603	Nate Minnis1994-97
10. 4587	C. Livingstone1991-93
11. 4431	Conrad Schottel2009-13
12. 4336	Steven Thompson1991-94
13. 3003	Steve Rumpy1975-78
14. 2922	Rick Gorzynski1965-67
15. 2795	Tom Williamson1972-75
16. 2648	Phillip Davis2006-10
17. 2621	Dusty Burk2002
18. 2038	J.B. Clark2011
19. 1901	Craig Towbin1979-80
20. 1830	Paul Comer1963-66
21. 1781	Jack Ball1960-62
22. 1662	Michael Long2005-07
23. 1613	Moni Fearn1996-99
24. 1270	Greg Dolence1978-80
25. 1233	Bob Zumbahlen1980-81

PASSING ATTEMPTS.....Years

1. 1203	Eric Howe1998-01
2. 1152	Matt Ticich2006-08
3. 1051	Jeff Frost1987-90
4. 869	Tom Hayes1981-83
5. 823	Matt Heidmann1983-84,86-87
6. 799	Jake Czeschin2000-04
7. 778	Conrad Schottel2009-13
8. 771	Don Cummings1967-70
771	Chris Hegg1984-85
10. 630	Chris Livingstone1991-93

PASS COMPLETION PCT*.....Years

1. 60.6	Dusty Burk2002
2. 57.9	Jake Czeschin2000-04
3. 57.8	Chris Livingstone1991-93
4. 57.1	Eric Howe1998-01
5. 56.2	Steven Thompson1991-94
6. 55.7	Tom Hayes1981-83
7. 54.0	Jim Rhodes1958
8. 53.2	Conrad Schottel2009-13
9. 53.2	Chris Hegg1984-85
10. 53.1	Matt Ticich2006-08

* minimum 100 pass attempts

PASS EFFICIENCY*.....Years

1. 134.4	Steven Thompson1991-94
2. 131.4	Eric Howe1998-01
3. 128.7	Chris Livingstone1991-93
4. 127.5	Dusty Burk2002
5. 122.6	Nate Minnis1994-97
6. 121.5	Chris Hegg1984-85
7. 119.0	Tom Hayes1981-83
8. 118.5	Jack Ball1960-62
9. 116.5	Matt Ticich2006-08
10. 115.8	Jake Czeschin2000-04

* minimum 100 pass attempts

PASS COMPLETIONS.....Years

1. 687	Eric Howe1998-01
2. 612	Matt Ticich2006-08
3. 495	Jeff Frost1987-90
4. 484	Tom Hayes1981-83
5. 463	Jake Czeschin2000-04
6. 414	Conrad Schottel2009-13
7. 410	Chris Hegg1984-85
8. 399	Matt Heidmann1983-84,86-87
9. 364	Chris Livingstone1991-93
10. 347	Don Cummings1967-70

PASSING TDs.....Years

1. 70	Eric Howe1998-01
2. 58	Matt Ticich2006-08
3. 54	Jeff Frost1987-90
4. 44	Chris Hegg1984-85
5. 39	Steven Thompson1991-94
6. 38	Don Cummings1967-70
7. 36	Tom Hayes1981-83
8. 32	Nate Minnis1994-97
32	Chris Livingstone1991-93
10. 30	Jake Czeschin2000-04



CAREER RECORDS:

RECEIVING

RECEIVING YARDS.....Years

- 3458 Andrew Blakley1999-02
- 2894 Rich Otte.....1980-83
- 2763 Dallas Grier2010-13
- 2387 Russell Evans1983-86
- 2084 Fontaine Walker1989-92
- 1979 James Walton2001-05
- 1965 Tom Geredine1969-72
- 1954 Geoff Jensen1998-02
- 1712 Kevin Collins1998-00
- 1674 Lloyd Henry1975-76,76-77
- 1658 Mike Berentes1967-70
- 1650 Alfonso Pugh1999-02
- 1636 John Busby1981-85
- 1595 Randy Corbin1988-91
- 1551 James Ross1994-97
- 1491 Benny Pardue1987-90
- 1425 Matt Copeland1992-95
- 1424 Anthony Brown2008-11
- 1422 John Newcomb1965-67
- 1364 Charles Blakley1967-70
- 1311 Greg Himmelman1978-81
- 1295 Larry Tisdale1984-85
- 1293 Marcus McCoy1989-92
- 1291 Jeff Amundson2004-06
- 1259 James Perry2002-06

RECEPTIONS.....Years

- 300 Andrew Blakley1999-02
- 214 Dallas Grier2010-13
- 206 Rich Otte1980-83
- 179 Fontaine Walker1989-92
- 154 Russell Evans1983-86
- 131 James Walton2001-05
- 129 Jeff Amundson2004-06
- 125 John Busby1981-85
- 121 Geoff Jensen1998-02
- 119 Alfonso Pugh1999-02

RECEIVING TDs.....Years

- 22 Andrew Blakley1999-02
- 22 Lloyd Henry1975-76,76-77
- 21 Alfonso Pugh1999-02
- 20 Fontaine Walker1989-92
- 20 Kevin Collins1998-00
- 19 John Busby1981-85
- 19 Geoff Jensen1998-02
- 17 Rich Otte1980-83
- 15 Mike Berentes1967-70
- 14 Dallas Grier2010-13
- 14 Tom Geredine1969-72
- 14 Larry Tisdale1984-85

AVG. YARDS/CATCH *.....Years

- 19.13 Larry Jones1971-73
- 18.76 Randy Corbin1988-91
- 18.37 Mike Laususe1974-77
- 18.03 James Ross1994-97
- 18.02 Mike Berentes1967-70
- 17.90 Matt Bramon1993-95
- 17.09 Tom Geredine1969-72
- 16.84 Charles Blakley1967-70
- 16.78 Kevin Collins1998-00
- 16.60 Charlie Brunette2006-09

* minimum 2 years/ 30 receptions

TOTAL OFFENSE

TOTAL OFFENSE.....Years

- 9040 Eric Howe1998-01
- 8509 Matt Ticich2006-08
- 6634 Jeff Frost1987-90
- 6293 Jarrett Anderson1993-96
- 6250 Tom Hayes1981-83
- 5482 Don Cummings1967-70
- 5418 Chris Hegg1984-85
- 4968 Nate Minnis1994-97
- 4846 Jake Czeschin2000-04
- 4818 Matt Heidmann1983-84,86-87
- 4545 Conrad Schottel2009-13
- 4502 Dale Mills1957-60
- 4408 Steven Thompson1991-94
- 4359 C. Livingstone1991-93
- 4205 Chad Guthrie1989-92

TDs RESPONSIBLE FOR.....Years

- 78 Matt Ticich2006-08
- 76 Eric Howe1998-01
- 74 Jarrett Anderson1993-96
- 64 Dale Mills1957-60
- 63 Jeff Frost1987-90
- 55 Chris Hegg1984-85
- 47 Chad Guthrie1989-92
- 46 Don Cummings1967-70
- 44 Nate Minnis1994-97
- 44 Tom Hayes1981-83

ALL-PURPOSE YARDS.....Years

- 7068 Jarrett Anderson1993-96
- 5659 Chad Guthrie1989-92
- 4922 Dale Mills1957-60
- 4278 Steve Powell1974-77
- 3839 Phil Kenney2005-09
- 3832 Andrew Blakley1999-02
- 3713 Lenvil Elliott1969-72
- 3595 Alfonso Pugh1999-02
- 3304 Andre Gillespie1982-85
- 3149 Dallas Grier2010-13

SCORING

POINTS			Breakdown	Years	TOUCHDOWNS			Breakdown	Years
1.	446	Jarrett Anderson	74 TD, 1 PAT	1993-96	1.	74	Jarrett Anderson	70 rush, 4 rcv	1993-96
2.	407	Dale Mills	64 TD, 13 PAT	1957-60	2.	64	Dale Mills	62 rush, 2 rcv	1957-60
3.	272	Chad Guthrie	45 TD, 1 PAT	1989-92	3.	45	Chad Guthrie	38 rush, 7 rcv	1989-92
4.	255	Derek Koon	108 PAT, 49 FG	2010-13	4.	34	Lenvil Elliott	28 rush, 6 rcv	1969-72
5.	228	Mickey Masucci	17 PAT, 37 FG	2006-09	5.	32	Steve Powell	31 rush, 1 rcv	1974-77
6.	224	Scott Rudel	140 PAT, 28 FG	1992-95	6.	31	Sharron Washington	30 rush, 1 ret	1963-66
7.	204	Lenvil Elliott	34 TD	1969-72	7.	28	Alfonso Pugh	2 rush, 21 rcv, 5 ret	1999-02
8.	196	Steve Powell	32 TD, 2 PAT	1974-77		28	Andrew Blakley	5 rush, 22 rcv, 1 ret	1999-02
9.	190	Austin Lepper	112 PAT, 26 FG	1999-02	9.	25	Mike Richardson	24 rush, 1 rcv	1962-65
10.	188	Sharron Washington	31 TD, 1 PAT	1963-66		10.24	Garrett White	20 rush, 4 rcv	2011-13
11.	174	Doug Kolb	93 PAT, 27 FG	1984-87	11.	23	Andre Gillespie	17 rush, 6 rcv	1982-85
12.	173	Jeff Klee	80 PAT, 31 FG	1996-99	13.	22	Jerard Levenson	21 rush, 1 rcv	2002-05
13.	170	Alfonso Pugh	28 TD, 1 PAT	1999-02	14.	21	Mark Cross	19 rush, 2 rcv	1992-95
	170	Andrew Blakley	28 TD, 1 PAT	1999-02		21	Mike Redding	19 rush, 2 rcv	1999-02
15.	164	Scott Bresaw	71 PAT, 31 FG	1989-91					



CAREER RECORDS:

KICKING

PAT KICKS MADE.....Years

1. 140	Scott Rudel1992-95
2. 117	Mickey Masucci2006-09
3. 112	Austin Lepper1999-02
4. 108	Derek Koon2010-13
5. 93	Doug Kolb1984-87
6. 80	Dave Austinson1981-82
80	Jeff Klee1996-99
8. 71	Scott Bresaw1989-91
9. 52	John Scripsick1971-72
10. 47	Kent Fensom1975,77

FIELD GOALS MADEYears

1. 49	Derek Koon2010-13
2. 37	Mickey Masucci2006-09
3. 31	Scott Bresaw1989-91
31	Jeff Klee1996-99
5. 28	Scott Rudel1992-95
6. 27	Doug Kolb1984-87
7. 26	Austin Lepper1999-02
8. 24	Dave Austinson1981-82
9. 13	Kent Fensom1975,77
10. 11	Greg Dolence1978-80
11	Mark Kamphoefner2004-05

PUNTING

PUNT YARDS.....Years

1. 9731	Eric Phillips2009-12
2. 6557	Austin Lepper1999-02
3. 6155	Lloyd Wiese1966-69
4. 5950	Mike Miletich1986-89
5. 5589	Bob Fletcher1978-79
6. 4746	Mark Kamphoefner2004-05
7. 4604	K.C. Conaway1990-92
8. 4138	Marion Smith1993,95-96
9. 4070	Kent Fensom1975,77
10. 3798	Mickey Masucci2006-09

PUNT ATTEMPTSYears

1. 247	Eric Phillips2009-12
2. 175	Austin Lepper1999-02
3. 173	Lloyd Wiese1966-69
4. 165	Mike Miletich1986-89
5. 138	Bob Fletcher1978-79
6. 129	Mark Kamphoefner2004-05
7. 123	K.C. Conaway1990-92
8. 117	Marion Smith1993,95-96
9. 110	Kent Fensom1975,77
110	Mickey Masucci2006-09

AVG. YARDS/PUNT*Years

1. 41.09	Jacob Lamp2010-13
2. 40.50	Bob Fletcher1978-79
3. 40.02	Mar Kamphoefner2001-03
4. 39.51	Rick Gorzynski1965-67
5. 39.40	Eric Phillips2009-12
6. 38.45	Kevin Hollinger1997-98
7. 37.69	Dave Bormann1981-82
8. 37.47	Austin Lepper1999-02
9. 37.44	Mark Sissom1974-77
10. 37.43	K.C. Conaway1990,92

* minimum 50 punts

PUNT RETURNS

PUNT RETURN YARDS.....Years

1. 809	Eric Holm1977-80
2. 721	Alfonso Pugh1999-02
3. 511	Jason Douglas2002-05
4. 504	Pat Fine1984-87
5. 483	Albert Coker2006-09
6. 430	Charles Blakley1967-70
7. 364	Chris Bray1994-96
8. 335	Dallas Grier2010-13
9. 318	Chad Guthrie1989-92
10. 280	Randall Mercer1998-99

PUNT RETURNS.....Years

1. 109	Eric Holm1977-80
2. 83	Pat Fine1984-87
3. 58	Albert Coker2006-09
58	Jason Douglas2002-05
5. 53	Charles Blakley1967-70
6. 50	Chad Guthrie1989-92
7. 49	Alfonso Pugh1999-02
8. 47	Chris Bray1994-96
9. 34	Darren Blair1979-82
10. 33	Randall Mercer1998-99

AVG. YARDS/RETURN*Years

1. 14.71	Alfonso Pugh1999-02
2. 13.11	Larry Jones1971-73
3. 11.55	Dallas Grier2010-13
4. 8.81	Jason Douglas2002-05
5. 8.48	Randall Mercer1998-99
6. 8.33	Albert Coker2006-09
7. 8.24	Marcus McCoy1989-92
8. 8.11	Charles Blakley1967-70
9. 7.88	James Ross1994-97
10. 7.74	Chris Bray1994-96

* minimum 15 returns

KICK RETURNS

KICK RETURN YARDS.....Years

1. 2364	Phil Kenney2005-09
2. 2328	Jason Douglas2002-05
3. 1526	Mike Laususe1974-77
4. 1379	Trent Cuthbert1982-84
5. 1296	Chandler Terry2003-06
6. 1282	Marcus McCoy1989-92
7. 1125	Alfonso Pugh1999-02
8. 1108	Freddy Thompson1980-83
9. 1050	Art Austin1992-94
10. 1003	Tremaine Millender2009-13

KICK RETURNS.....Years

1. 108	Phil Kenney2005-09
2. 106	Jason Douglas2002-05
3. 60	Mike Laususe1974-77
4. 59	Marcus McCoy1989-92
5. 56	Chandler Terry2003-06
6. 55	Trent Cuthbert1982-84
7. 51	Freddy Thompson1980-83
8. 46	Deric Johnson1996-99
9. 45	Greg Rideout1987-90
10. 44	Alfonso Pugh1999-02

AVG. YARDS/RETURN*Years

1. 28.38	Art Austin1992-94
2. 27.86	Tremaine Millender2009-13
3. 25.89	Garrett White2011-13
4. 25.67	Larry Jones971-73
5. 25.57	Alfonso Pugh1999-02
6. 25.43	Mike Laususe1974-77
7. 25.07	Trent Cuthbert1982-84
8. 24.95	Aaron Hartfield2012-13
9. 23.14	Chandler Terry2003-06
10. 22.66	Donald Harvey2007-11

* minimum 15 returns



CAREER RECORDS:

DEFENSE

TOTAL TACKLES.....Years

1. 489	Marti Rave	1974-77
2. 368	Derek Kent	2000-03
3. 354	Jake Willrich	1998-02
354	Richie Schumacher	2009-12
5. 350	Zac Allison	1994-97
6. 315	Judd Lienhard	1998-02
7. 311	Tim Stull	1981-84
8. 310	Ricky Ruff	1986-88
9. 307	Tony Myerson	1984-87
10. 304	Craig O'Sadnick	1970-73
304	John Naeve	1997-00
12. 294	Michael Elliott	2008-12
13. 284	Pete Grathwohl	1975-78
14. 283	Tony Ippolito	1975-78
283	Garry Geisz	1974-77
16. 276	Tameem Yehyaw	2000-03
17. 275	Jesse Cooper	2004-07
18. 273	Mike Bellers	1984-87
19. 263	Jason Douglas	2002-05
263	Bob Robinson	1972-76
21. 262	Dan Shelby	1980-82
22. 254	Jon Walton	1978-81
23. 252	Mark Sobol	1975-78
24. 248	Jason Chambers	1996-99
25. 246	Elijah Lockhart	1979-82

SOLO TACKLES.....Years

1. 230	Marti Rave	1974-77
2. 198	Derek Kent	2000-03
3. 185	Craig O'Sadnick	1970-73
4. 180	Jake Willrich	1998-02
5. 172	Richie Schumacher	2009-12
172	Ricky Ruff	1986-88
7. 163	Dan Shelby	1980-82
8. 158	Ernie Myerson	1984-87
9. 156	Michael Elliott	2008-12
10. 155	Mike Bellers	1984-87

ASSISTED TACKLES.....Years

1. 259	Marti Rave	1974-77
2. 212	Zac Allison	1994-97
3. 182	Richie Schumacher	2009-12
4. 178	Tim Stull	1981-84
5. 176	John Naeve	1997-00
6. 174	Jake Willrich	1998-02
7. 173	Pete Grathwohl	1975-78
173	Tony Ippolito	1975-78
9. 170	Derek Kent	2000-03
10. 169	Tameem Yehyaw	2000-03

TACKLES FOR LOSS.....Years

1. 37.5	Patrick Blackwell	2008-12
2. 34.0	Eric Sternberg	2005-09
3. 32.5	Judd Lienhard	1998-02
4. 31.5	Les Hammers	2005-08
5. 30.0	Nic Abbate	2010-13
6. 28.0	Ernie Myerson	1984-87
28.0	Elijah Lockhart	1979-82
28.0	Derek Kent	2000-03
9. 27.0	Curt Cira	1997-00
10. 26.0	Robby Flanagan	1990-93

SACKS.....Years

1. 32.0	Ernie Myerson	1984-87
2. 26.0	Ligo Letuli	1979-82
3. 24.0	Mark Sobol	1975-78
4. 22.0	Pete Grathwohl	1975-78
22.0	Tim Gildehaus	1979-82
6. 21.5	Patrick Blackwell	2008-12
7. 20.0	Mike Roos	1990-93
8. 18.0	Tony Ippolito	1975-78
18.0	Roy Pettibone	1979-82
10. 17.0	Les Hammers	2005-08

INTERCEPTIONS.....Years

1. 15	Freddy Thompson	1980-83
15	Gary Evans	1972-75
15	Darren Blair	1979-82
4. 12	Kelvin Cunningham	1979-82
12	Pat Fine	1984-87
6. 11	Michael Elliott	2008-12
11	Terrence Byrd	2007-11
11	Craig Patton	1977-80
11	Brandon Steele	1992-94
10. 10	Tommy Hernandez	1995-98
10	Steve Ernst	1975-76
10	Marcus Yokeley	2002-05
10	Mike Dahlberg	1970-71

INT RETURN YARDS.....Years

1. 246	Kelvin Cunningham	1979-82
2. 220	Freddy Thompson	1980-83
3. 205	Gary Evans	1972-75
4. 168	Willie Byrd	1973-76
5. 150	Tommy Hernandez	1995-98
6. 145	Dennis Walls	2009-12
7. 144	L. McGlaughlin	1967-69
8. 142	Michael Elliott	2008-12
9. 138	Robert Gayden	2009-12
10. 137	Nate Derrell	1971-72

INT RETURN TDs.....Years

1. 3	Kelvin Cunningham	1979-82
2. 2	Garry Geisz	1974-77
2	Michael Elliott	2008-12
2	Demetrius Lavant	2008-09
5. 1	19 Players	

FUMBLES FORCED.....Years

1. 10	Elijah Lockhart	1979-82
2. 6	Ben Wilson	2000-04
6	Judd Lienhard	1998-02
6	Richie Schumacher	2009-12
6	Ricky Ruff	1986-88
6	Ernie Myerson	1984-87
7. 5	Ligo Letuli	1979-82
5	Eric Sternberg	2005-09
5	Derek Kent	2000-03
5	Jon Walton	1978-81
5	Tim Stull	1981-84
5	Michael Elliott	2008-12
5	Curt Cira	1997-00
5	Les Hammers	2005-08

FUMBLES RECOVERED.....Years

1. 9	Pete Grathwohl	1975-78
9	Elijah Lockhart	1979-82
3. 7	Mark Sobol	1975-78
7	Jason Chambers	1996-99
7	Courtney Jordan	2005-06
7	Jake Willrich	1998-02
7. 6	Tim Gildehaus	1979-82
6	Richie Schumacher	2009-12
6	Brian Burke	1975-78
6	Meko Miller	1991-94
6	Freddy Thompson	1980-83
6	Dallas Duwa	1984-85
6	Robert Merriman	1989-92
6	Warren Whitis	1972-73
6	Tony Ippolito	1975-78

Defensive stats were kept officially by the press box starting in 1972. The career lists are incomplete as statistics are only available from 1966-present. However some records of pre-1966 accomplishments have survived and are listed.



SEASON INDIVIDUAL RECORDS:

RUSHING

RUSHING YARDS.....Year

1.	2140	Jarrett Anderson.....	1996
2.	1649	Chad Guthrie	1991
3.	1598	Mike Harris	1978
4.	1575	Jarrett Anderson	1994
5.	1562	Chad Guthrie	1992
6.	1502	Jarrett Anderson	1995
7.	1385	Dale Mills	1959
8.	1372	Steve Powell	1977
9.	1358	Dale Mills	1958
10.	1343	Dale Mills	1960
11.	1201	Andre Gillespie	1985
12.	1138	Lenvil Elliott.....	1972
13.	1076	Jarret Anderson	1993
14.	1036	Mike Richardson	1962
15.	1035	Steve Powell	1976
16.	1015	Karega Scott	1997
17.	1012	Jerard Levenson	2003
18.	1007	Roketi Esau	1986
19.	995	Garrett White	2013
20.	991	James McCoy	1989
21.	978	Roketi Esau	1987
22.	949	Sharron Washington	1965
23.	915	Chad Guthrie	1990
24.	840	Sharron Washington	1966
25.	838	Marv Robinson.....	1973

RUSHING ATTEMPTS.....Year

1.	329	Mike Harris	1978
2.	321	Jarrett Anderson	1996
3.	302	Chad Guthrie	1991
4.	295	Chad Guthrie	1992
	295	Jarrett Anderson.....	1994
6.	278	Jerard Levenson	2003
7.	248	Dale Mills	1959
8.	239	James McCoy	1989
9.	232	Jarrett Anderson	1995
10.	229	Dale Mills	1960

RUSHING TDsYear

1.	27	Jarrett Anderson.....	1996
2.	20	Dale Mills	1958
3.	19	Chad Guthrie.....	1992
	19	Dale Mills	1959
5.	17	Chad Guthrie.....	1991
6.	16	Jarrett Anderson.....	1995
	16	Dale Mills	1960
8.	15	Sharron Washington	1965
	15	Ken Weik.....	1982
	15	Jarrett Anderson.....	1994

AVG. YARDS/RUSH *Year

1.	8.73	T.J. Jackson	1964
2.	8.16	Mike Richardson	1962
3.	7.86	Brian Cosmano	2000
4.	7.81	Rick Reeves.....	1966
5.	7.30	Dale Mills	1958
6.	7.28	Wayne O'Neal.....	1960
7.	7.00	Karega Scott	1995
8.	6.93	Sharron Washington	1965
9.	6.67	Jarrett Anderson.....	1996
10.	6.52	Jarrett Anderson.....	1993

* minimum 20 rush attempts

PASSING

PASSING YARDSYear

1.	3741	Chris Hegg	1985
2.	3001	Jake Czeschin	2004
3.	2966	Eric Howe	1999
4.	2945	Eric Howe	2000
5.	2838	Eric Howe	2001
6.	2621	Dusty Burk	2002
7.	2579	Matt Ticich	2007
8.	2547	Tom Hayes	1982
9.	2506	Matt Heidmann	1986
10.	2442	Jeff Frost	1990
11.	2347	Matt Ticich	2008
12.	2270	Steven Thompson	1994
13.	2268	Tom Hayes	1983
14.	2221	Don Cummings	1970
15.	2138	Chris Livingstone	1991
16.	2127	Matt Heidmann	1987
17.	2122	Jeff Frost	1988
18.	2103	Conrad Schottel	2012
19.	2085	Matt Ticich	2006
20.	2038	J.B. Clark	2011
21.	1990	Jeff Frost	1989
22.	1856	Conrad Schottel	2013
23.	1750	Nate Minnis	1995
24.	1681	Nate Minnis	1996
25.	1659	Jake Czeschin	2003

PASSING ATTEMPTS.....Year

1.	503	Chris Hegg	1985
2.	467	Jake Czeschin	2004
3.	422	Matt Ticich	2007
4.	410	Eric Howe	1999
5.	390	Matt Ticich	2008
6.	388	Eric Howe	2000
7.	384	Jeff Frost	1989
8.	378	Dusty Burk	2002
9.	376	Matt Heidmann	1986
10.	374	Matt Heidmann	1987

PASS COMPLETIONS.....Year

1.	287	Jake Czeschin	2004
2.	284	Chris Hegg	1985
3.	238	Matt Ticich	2007
4.	229	Dusty Burk	2002
5.	228	Eric Howe	2001
6.	220	Eric Howe	1999
7.	218	Eric Howe	2000
8.	208	Tom Hayes	1983
9.	204	Matt Ticich	2008
10.	193	Tom Hayes	1982

PASS COMPLETION PCT*Year

1.	65.2	Chris Livingstone	1992
2.	63.9	Eric Howe.....	2001
3.	61.5	Rick Gorzynski	1965
4.	61.5	Jake Czeschin.....	2004
5.	60.6	Dusty Burk	2002
6.	59.5	C. Livingstone	1991
7.	58.7	Jesse Lopez.....	1976
8.	58.4	Steven Thompson.....	1993
9.	57.9	Steven Thompson.....	1992
10.	57.7	Conrad Schottel	2013

* minimum 20 pass attempts

PASSING TDs.....Year

1.	32	Chris Hegg	1985
2.	25	Eric Howe.....	2000
	25	Matt Ticich.....	2007
4.	24	Eric Howe.....	2001
5.	23	Steven Thompson	1994
6.	21	Jake Czeschin.....	2004
	21	Jeff Frost.....	1990
8.	19	Dusty Burk	2002
	19	Jeff Frost	1988
	19	Eric Howe.....	1999

PASS EFFICIENCY*Year

1.	151.6	Rick Gorzynski	1965
2.	146.9	Jack Ball.....	1962
3.	145.5	Eric Howe.....	2001
4.	144.6	Chris Livingstone	1992
5.	142.4	Steven Thompson	1994
6.	141.9	Chris Livingstone	1991
7.	136.6	Steven Thompson	1992
8.	136.6	Paul Comer	1964
9.	135.4	Nate Minnis	1995
10.	132.0	Chris Hegg	1985

* minimum 20 pass attempts



SEASON INDIVIDUAL RECORDS:

RECEIVING

RECEIVING YARDS.....Year

1. 1167	Russell Evans	1986
2. 1026	Dallas Grier	2012
3. 974	Andrew Blakley	2001
4. 965	Andrew Blakley	2002
5. 946	Mike Berentes	1970
6. 942	Rich Otte	1981
7. 940	Russell Evans	1985
8. 900	Eric Holm	1980
9. 861	Anthony Brown	2011
10. 852	Larry Tisdale	1985
11. 850	Rich Otte	1983
12. 824	Jeff Amundson	2004
13. 815	Rich Otte	1982
14. 805	Andrew Blakley	1999
15. 786	Benny Pardue	1989
16. 760	James Walton	2004
17. 732	Fontaine Walker	1992
18. 714	Andrew Blakley	2000
19. 700	Kevin Collins	1999
20. 692	Lloyd Henry	1975
21. 687	Kevin Collins	2000
22. 680	Randy Corbin	1991
23. 666	Tom Geredine	1972
24. 665	Gary Isaia	1988
25. 661	Matt Bramon	1994

RECEPTIONSYear

1. 96	Andrew Blakley	2002
2. 82	Russell Evans	1986
3. 81	Dallas Grier	2012
4. 77	Andrew Blakley	2001
5. 76	Jeff Amundson	2004
6. 74	Eric Holm	1980
7. 71	Andrew Blakley	1999
8. 68	Rich Otte	1981
9. 62	Rich Otte	1983
10. 61	Anthony Brown	2011
61	Larry Tisdale	1985
61	Fontaine Walker	1991

AVG. YARDS/CATCH *Year

1. 27.71	Jack Jones	1961
2. 23.57	Kurt Loyd	2011
3. 23.11	Steve Garrett	1968
4. 22.73	Larry Jones	1973
5. 22.60	Steve Garrett	1966
6. 22.00	Garry Boyd	1969
7. 21.92	James Ross	1997
8. 21.61	Todd Hart	1988
9. 21.53	Randy Corbin	1990
10. 21.50	Charlie Brunette	2009

* minimum 5 receptions

RECEIVING TDsYear

1. 11	Larry Tisdale	1985
2. 9	Mike Berentes	1970
9	Fontaine Walker	1990
9	Kevin Collins	2000
9	Lloyd Henry	1977
6. 8	Gary Isaia	1988
8	John Busby	1984
8	Eric Holm	1980
8	Alfonso Pugh	2001
10. 7	James Ross	1997
7	Andrew Blakley	1999
7	Rod Brownell	1991
7	Albert Coker	2008
7	Geoff Jensen	2001
7	Kevin Collins	1999
7	Rich Otte	1982
7	John Busby	1985
7	Lloyd Henry	1976

TOTAL OFFENSE

TOTAL OFFENSEYear

1. 3782	Chris Hegg	1985
2. 3441	Dusty Burk	2002
3. 2973	Matt Ticich	2007
4. 2937	Eric Howe	1999
5. 2892	Eric Howe	2000
6. 2866	Jake Czeschin	2004
7. 2855	Eric Howe	2001
8. 2773	Matt Ticich	2008
9. 2763	Matt Ticich	2006
10. 2668	Tom Hayes	1982
11. 2383	Jeff Frost	1990
12. 2378	Matt Heidmann	1986
13. 2335	Phillip Davis	2010
14. 2304	Steven Thompson	1994
15. 2171	Matt Heidmann	1987

TDs RESPONSIBLE FORYear

1. 38	Chris Hegg	1985
2. 31	Dusty Burk	2002
3. 30	Matt Ticich	2007
4. 28	Jarret Anderson	1996
5. 27	Eric Howe	2001
6. 25	Eric Howe	2000
25	Tom Hayes	1982
8. 24	Matt Ticich	2006
24	Matt Ticich	2008
24	Jeff Frost	1990
24	Steven Thompson	1994

ALL-PURPOSE YARDS.....Year

1. 2307	Jarrett Anderson	1996
2. 2033	Chad Guthrie	1991
3. 1867	Chad Guthrie	1992
4. 1733	Jarrett Anderson	1994
5. 1669	Andre Gillespie	1985
6. 1654	Mike Harris	1978
7. 1634	Jarret Anderson	1995
8. 1508	Steve Powell	1977
9. 1481	Dale Mills	1960
10. 1397	Lenvil Elliott	1972

SCORING

POINTS

	Breakdown	Year	
1. 168	Jarrett Anderson	28 TD	1996
2. 134	Chad Guthrie	22 TD, 1 PAT	1992
3. 124	Dale Mills	19 TD, 5 PAT	1959
4. 122	Dale Mills	20 TD, 2 PAT	1958
5. 120	Chad Guthrie	20 TD	1991
6. 118	Dale Mills	18 TD, 5 PAT	1960
7. 102	Jarrett Anderson	17 TD	1994
8. 98	Jarrett Anderson	16 TD, 1 PAT	1995
9. 90	Ken Weik	15 TD	1982
90	Sharron Washington	15 TD	1965
11. 89	Dave Austinson	53 PAT, 12 FG	1982
12. 80	Steve Powell	13 TD, 1 PAT	1977
13. 78	Lenvil Elliott	13 TD	1972
78	Andre Gillespie	13 TD	1985
78	Austin Lepper	36 PAT, 14 FG	2001
78	Jarrett Anderson	13 TD	1993

TOUCHDOWNS

	Breakdown	Year	
1. 28	Jarrett Anderson	27 rush, 1 rcv	1996
2. 22	Chad Guthrie	19 rush, 3 rcv	1992
3. 20	Dale Mills	20 rush	1958
20	Chad Guthrie	17 rush, 3 rcv	1991
5. 19	Dale Mills	19 rush	1959
6. 18	Dale Mills	16 rush, 2 rcv	1960
7. 17	Jarrett Anderson	15 rush, 2 rcv	1994
8. 16	Jarrett Anderson	16 rush	1995
9. 15	Sharron Washington	15 rush	1965
15	Ken Weik	15 rush	1982
11. 13	Steve Powell	12 rush, 1 rcv	1977
13	Andre Gillespie	8 rush, 5 rcv	1985
13	Lenvil Elliott	12 rush, 1 rcv	1972
13	Jarrett Anderson	12 rush, 1 rcv	1993
15. 12	Mike Richardson	12 rush	1962
12	Garrett White	10 rush, 2 rcv	2013
12	Dusty Burk	12 rush	2002



SEASON INDIVIDUAL RECORDS:

KICKING

PAT KICKS MADE.....Year		FIELD GOALS MADE.....Year	
1. 53	Dave Austinson1982	1. 15	Derek Koon2011
2. 41	Doug Kolb1985	15	Scott Bresaw1990
41	Scott Rudel1994	3. 14	Austin Lepper2001
41	Austin Lepper2002	4. 12	Dave Austinson1981
5. 39	Scott Rudel1992	12	Jeff Klee1998
6. 36	Scott Rudel1995	12	Dave Austinson1982
36	Austin Lepper2001	12	Derek Koon2013
8. 35	Austin Lepper2000	8. 11	Mickey Masucci2008
35	Jeff Klee1997	11	Derek Koon2012
10. 34	Kyle Fischer1996	11	Derek Koon2010
		11	Jeff Klee1999

PUNTING

PUNT YARDS.....Year		PUNT ATTEMPTS.....Years		AVG. YARDS/PUNT*.....Year	
1. 3409	Bob Fletcher1979	1. 79	Bob Fletcher1979	1. 43.15	Bob Fletcher.....1979
2. 2665	Eric Phillips2012	2. 78	Tom Williamson.....1973	2. 42.93	Eric Phillips.....2011
3. 2593	Mark Kamphoefner2005	3. 69	Mark Kamphoefner2005	3. 42.04	Jacob Lamp2013
4. 2592	Mike Miletich1989	69	Mike Miletich1989	4. 41.33	Dave Bormann1982
5. 2590	Tom Williamson1973	5. 66	Eric Phillips2012	5. 40.90	K.C. Conaway1992
6. 2454	Kevin Hollinger.....1998	66	Tim Cahill1984	6. 40.38	Eric Phillips2012
7. 2407	Eric Phillips2009	7. 65	Kevin Hollinger1998	7. 40.31	Mark Kamphoefner2003
8. 2361	Eric Phillips2011	8. 64	Eric Phillips2010	8. 39.97	Kevin Hollinger.....1997
9. 2338	Mark Kamphoefner2003	64	Max Kleckner2008	9. 39.60	Rick Gorzynski1965
10. 2305	Max Kleckner2008	10. 62	Eric Phillips2009	10. 39.42	Rick Gorzynski1966
		62	Lloyd Wiese1967		

* minimum 10 punts

PUNT RETURNS

PUNT RETURN YARDS.....Year		PUNT RETURNS.....Year		AVG. YARDS/RETURN*.....Year	
1. 310	Alfonso Pugh2002	1. 38	Eric Holm1978	1. 19.50	Dale Mills1957
2. 279	Alfonso Pugh2000	2. 28	Pat Fine1987	2. 18.56	Anthony Gerke1989
3. 253	Eric Holm1978	3. 25	Eric Holm1977	3. 17.83	Chad Guthrie.....1991
4. 236	Eric Holm1977	4. 24	Albert Coker2007	4. 17.71	Russell Evans1986
5. 234	Larry Jones1973	24	Mike Reese1982	5. 16.41	Alfonso Pugh.....2000
6. 232	Albert Coker2007	24	Chris Bray1994	6. 16.32	Alfonso Pugh.....2002
7. 210	Jason Douglas2003	7. 23	Eric Holm1979	7. 13.76	Larry Jones1973
8. 205	Dallas Grier2012	23	Pat Fine1985	8. 13.14	Steve Carson1988
9. 195	Dale Mills1957	23	Eric Holm1980	9. 12.86	Jason Douglas2002
10. 184	Steve Carson1988	23	Albert Coker2008	10. 12.44	Charles Blakley1968

* minimum 5 returns

KICK RETURNS

KICK RETURN YARDS.....Year		KICK RETURNS.....Year		AVG. YARDS/RETURN*.....Year	
1. 847	Phil Kenney2008	1. 42	Phil Kenney2009	1. 37.20	Tremaine Millender2013
2. 840	Phil Kenney.....2009	2. 39	Jason Douglas2005	2. 31.22	Art Austin.....1994
3. 836	Jason Douglas2005	3. 37	Phil Kenney2008	3. 29.20	Aaron Hartfield2013
4. 774	Trent Cuthbert1984	4. 36	Jason Douglas2003	4. 28.86	Alfonso Pugh.....2000
5. 729	Jason Douglas2003	5. 30	Trent Cuthbert1984	5. 27.86	Mike Laususe.....1976
6. 677	Phil Kenney2007	6. 29	Phil Kenney2007	6. 27.50	Trent Cuthbert1982
7. 582	Larry Jones1973	7. 25	Donald Harvey2011	7. 27.38	Mike Laususe.....1977
8. 581	Donald Harvey2011	8. 24	Greg Rideout1987	8. 27.38	Alfonso Pugh.....2001
9. 562	Art Austin1994	9. 23	Steve Jones1986	9. 26.58	Tremaine Millender2010
10. 535	Marcus McCoy1991	23	Marcus McCoy1991	10. 26.45	Larry Jones1973
		23	Jason Douglas2004		

* minimum 10 returns



SEASON INDIVIDUAL RECORDS:

DEFENSE

TOTAL TACKLES.....Years

1.	164	Tim Stull1984
2.	159	Craig O'Sadnick1973
3.	145	Craig O'Sadnick1972
4.	144	Marti Rave1975
5.	136	Mark McLeod1983
6.	130	Marti Rave1976
	130	Mike Bellers1987
	130	Richie Schumacher2011
9.	128	Tameem Yehyawi2003
10.	125	Zac Allison1997
11.	121	Derek Kent2001
12.	117	Ricky Ruff1988
13.	116	Kurt Henriksen1998
14.	114	Bob Robinson1976
15.	113	Ernie Myerson1987
16.	112	Dan Shelby1982
17.	111	Marti Rave1977
	111	Ricky Ruff1987
19.	110	Richie Schumacher2012
20.	109	Dan Shelby1980
21.	107	Dave Diehl1974
22.	106	Jake Willrich2000
23.	104	Marti Rave1974
	104	John Naeve1999
25.	103	Jon Walton1979
	103	Zac Allison1996

SOLO TACKLESYears

1.	101	Craig O'Sadnick1973
2.	84	Craig O'Sadnick1972
3.	79	Mark McLeod1983
4.	75	Marti Rave1975
5.	72	Marti Rave1977
6.	71	Dan Shelby1980
7.	69	Dave Diehl1974
8.	66	Mike Bellers1987
	66	Richie Schumacher2011
10.	65	Dan Shelby1982

ASSISTED TACKLESYears

1.	112	Tim Stull1984
2.	107	Marti Rave1976
3.	96	Kurt Henriksen1998
4.	81	Zac Allison1997
5.	77	Bob Robinson1976
6.	72	Tameem Yehyawi2003
7.	69	Doug Kreighbaum1978
	69	Marti Rave1975
9.	68	Tony Ippolito1976
10.	67	Michael Phillips2007

TACKLES FOR LOSS.....Years

1.	17.0	Patrick Blackwell2012
2.	16.5	Nic Abbate2013
3.	15.0	Elijah Lockhart1982
	15.0	Judd Lienhard2002
5.	14.0	Eric Sternberg2009
6.	13.0	Mike Roos1992
7.	12.0	Mitch Mulch1981
	12.0	Tim Gildehaus1982
	12.0	Curt Cira2000
	12.0	Robby Flanagan1992
	12.0	Les Hammers2008

SACKSYears

1.	12.0	Elijah Lockhart1982
	12.0	Al Fulton1972
3.	11.0	Tim Gildehaus1981
4.	10.5	Eric Sternberg2009
5.	10.0	Ernie Myerson1986
	10.0	Ligo Letuli1982
	10.0	Ernie Myerson1987
	10.0	Ligo Letuli1981
	10.0	Mark Sobol1976
10.	9.0	Matu'u Matuu1986

INTERCEPTIONS.....Years

1.	11	Gary Evans1975
2.	9	Darren Blair1982
3.	6	Marcus Yokeley2004
	6	Mike Dahlberg1971
	6	Harold James1972
	6	Gary Doss1973
	6	Brandon Steele1994
	6	Pat Fine1985
9.	5	10 Players tied	

FUMBLES FORCEDYears

1.	5	Elijah Lockhart1982
2.	4	Ricky Ruff1988
	4	Jon Walton1981
4.	3	18 Players tied	

INT RETURN YARDS.....Years

1.	173	Gary Evans1975
2.	151	Kelvin Cunningham1981
3.	138	Robert Gayden2012
4.	98	Eric Sternberg2007
5.	93	Nate Derrell1972
6.	90	Tommy Hernandez1997
7.	89	Willie Byrd1974
8.	86	Freddy Thompson1980
9.	80	Steve Ernst1975
10.	79	Dan Clevidence1990
	79	Willie Byrd1975

FUMBLES RECOVERED.....Years

1.	6	Dallas Duwa1985
	6	Pete Grathwohl1975
	6	Courtney Jordan2006
4.	5	Jason Rollison1996
5.	4	Harold James1972
	4	Dennis Zulpo1974
	4	Lynn Mergen1990
	4	Mark Uthlaut1973
	4	Craig O'Sadnick1972
	4	Warren Whitis1972
	4	Garry Geisz1977

Defensive stats were kept officially by the press box starting in 1972.
 The career lists are incomplete as statistics are only available from 1966-present. However some records of pre-1966 accomplishments have survived and are listed.



SEASON TEAM RECORDS:

Rushing Yards		Passing Attempts		Total Offense Yards		Field Goals Made		Kick Return Yards	
1. 3097 (592-3097)	1977	1. 522 (304-522-15)	2004	1. 5185 (874-5185)	1985	1. 15	2011	1. 1314 (64-1314)	2007
2. 2878 (515-2878)	1962	2. 516 (290-516-21)	1985	2. 4764 (759-4764)	1995	15	1990	2. 1288 (63-1288)	2009
3. 2870 (512-2870)	1996	3. 457 (256-457-13)	2007	3. 4743 (828-4743)	1992	3. 14	2001	3. 1281 (66-1281)	2005
4. 2849 (563-2849)	1963	4. 443 (228-443-17)	2012	4. 4741 (810-4741)	2001	4. 12	1981	4. 1237 (61-1237)	1991
5. 2822 (670-2822)	1978	5. 438 (231-438-17)	1999	5. 4736 (787-4736)	1996	12	1998	5. 1213 (57-1213)	2010
6. 2638 (502-2638)	1960	6. 419 (230-419-25)	2000	6. 4657 (834-4657)	1994	12	1989	6. 1118 (53-1118)	2008
7. 2529 (462-2529)	1995	7. 412 (203-412-22)	2005	7. 4613 (793-4613)	2002	12	1987	7. 1082 (43-1082)	2013
8. 2489 (455-2489)	1958	8. 401 (211-401-5)	2008	8. 4529 (791-4529)	2000	12	1982	8. 1051 (51-1051)	2003
9. 2435 (432-2435)	1964	9. 399 (245-399-15)	2002	9. 4481 (901-4481)	1982	12	2013	9. 1047 (59-1047)	2004
10. 2372 (542-2372)	1992	10. 395 (193-395-18)	1987	10. 4411 (803-4411)	1990	10. 11	2010	10. 984 (54-984)	2011
						11	2008		
						11	2012		
						11	1999		
Rushing Attempts		Passing Completions		TDs Responsible For		Punt Yards		Avg. Yards/Return	
1. 670 (670-2822)	1978	1. 304 (304-522-15)	2004	1. 81	1985	1. 3409 (81-3409)	1979	1. 26.06 (32-834)	2002
2. 592 (592-3097)	1977	2. 290 (290-516-21)	1985	2. 73	2001	2. 2766 (74-2766)	1974	2. 25.52 (25-638)	1976
3. 563 (563-2849)	1963	3. 256 (256-457-13)	2007	73	1982	3. 2740 (77-2740)	1978	3. 25.16 (43-1082)	2013
4. 545 (545-1769)	1982	4. 247 (247-393-14)	2001	4. 72	2000	4. 2710 (67-2710)	2012	4. 24.74 (31-767)	1994
5. 542 (542-2372)	1992	5. 245 (245-399-15)	2002	5. 69	2002	5. 2707 (82-2707)	1984	5. 24.12 (25-603)	1967
6. 531 (531-2316)	1994	6. 231 (231-438-17)	1999	69	1994	6. 2671 (83-2671)	1980	6. 23.66 (38-899)	1984
7. 515 (515-2878)	1962	7. 230 (230-419-25)	2000	7. 67	1992	7. 2602 (61-2602)	2011	7. 23.52 (29-682)	1982
8. 512 (512-2870)	1996	8. 228 (228-443-17)	2012	67	2007	8. 2593 (70-2593)	2005	8. 23.48 (23-540)	1977
9. 509 (509-2012)	1972	9. 220 (220-390-27)	1983	9. 63	1995	9. 2592 (69-2592)	1989	9. 22.96 (28-643)	1975
10. 502 (502-2638)	1960	10. 211 (211-401-5)	2008	10. 62	1991	10. 2590 (78-2590)	1973	10. 22.86 (37-846)	2006
Rushing TDs		Passing TDs		Total Offense/Play		Avg. Yards/Punt		Interceptions	
1. 41	1962	1. 32	1985	1. 6.28 (759-4764)	1995	1. 42.66 (61-2602)	2011	1. 27 (27-408)	1975
2. 37	1996	2. 26	2001	2. 6.13 (647-3966)	1965	2. 42.09 (81-3409)	1979	2. 26 (26-313)	1980
3. 35	1995	26	2007	3. 6.04 (533-3217)	1964	3. 42.04 (48-2018)	2013	3. 24 (24-352)	1981
4. 31	1982	26	2000	4. 6.02 (787-4736)	1996	4. 40.80 (40-1632)	1992	24 (24-323)	1982
5. 30	1965	5. 25	1990	5. 5.93 (874-5185)	1985	5. 40.45 (67-2710)	2012	5. 23 (23-270)	1972
6. 28	1992	6. 23	1994	6. 5.85 (810-4741)	2001	6. 39.35 (43-1692)	1965	6. 20 (20-263)	1974
28	1997	7. 21	1988	7. 5.82 (793-4613)	2002	7. 38.88 (48-1866)	1982	20 (20-78)	1985
8. 27	2002	21	2004	8. 5.73 (828-4743)	1992	8. 38.48 (54-2078)	1977	8. 19 (19-230)	2008
27	1977	21	1999	9. 5.73 (791-4529)	2000	9. 37.74 (38-1434)	1997	9. 18 (18-217)	1970
27	1964	10. 19	1982	10. 5.72 (561-3211)	1958	10. 37.61 (64-2407)	2009	18 (18-214)	1994
27	1960	19	2002						
		19	2008						
Avg. Yards/Rush		Passing Completion Percentage		All Purpose Yards		Punt Return Yards		Tackles For Loss	
1. 5.64 (432-2435)	1964	1. 67.5 (133-197-9)	1965	1. 6187	1985	1. 490 (29-490)	2002	1. 75.0	2013
2. 5.61 (512-2870)	1996	2. 62.8 (247-393-14)	2001	2. 6040	2002	2. 302 (23-302)	2000	75.0	2000
3. 5.59 (515-2878)	1962	3. 61.4 (245-399-15)	2002	3. 5874	2001	3. 276 (28-276)	1977	75.0	2012
4. 5.47 (462-2529)	1995	4. 60.1 (172-286-18)	1992	4. 5871	2007	4. 268 (29-268)	1989	4. 74.0	2007
5. 5.47 (455-2489)	1958	5. 58.2 (304-522-15)	2004	5. 5850	1994	5. 263 (33-263)	1967	5. 73.0	2008
6. 5.25 (502-2638)	1960	6. 57.6 (170-295-9)	1991	6. 5834	2000	6. 270 (23-270)	1972	6. 72.0	2010
7. 5.23 (592-3097)	1977	7. 57.5 (202-351-8)	2013	7. 5772	1995	7. 263 (14-263)	1967	7. 71.0	1999
8. 5.11 (450-2301)	1965	8. 57.0 (203-356-16)	1982	8. 5734	1991	8. 263 (20-263)	1974	8. 69.0	2002
9. 5.06 (563-2849)	1963	9. 56.4 (220-390-27)	1983	9. 5731	1992	9. 230 (16-230)	1971	9. 67.0	2003
10. 4.64 (394-1827)	2002	10. 56.2 (290-516-21)	1985	10. 5692	1982	230 (19-230)	2008	10. 66.0	2009
Passing Yards		Passing Efficiency		PAT Kicks Made		Avg. Yards/Return		Sacks	
1. 3796 (290-516-21)	1985	1. 147.8 (133-197-9)	1965	1. 53	1982	1. 16.90 (29-490)	2002	1. 28.0	1998
2. 3139 (304-522-15)	2004	2. 143.0 (247-393-14)	2001	2. 43	2002	2. 13.54 (13-176)	1991	28.0	2012
3. 3138 (231-438-17)	1999	3. 138.5 (169-303-11)	1994	3. 41	1985	3. 13.13 (23-302)	2000	28.0	1997
4. 3097 (230-419-25)	2000	4. 138.0 (172-286-18)	1992	4. 40	1992	4. 11.80 (20-236)	1973	4. 27.0	2010
5. 3061 (247-393-14)	2001	5. 135.2 (170-295-9)	1991	40	1995	5. 11.38 (21-239)	1988	27.0	2013
6. 2786 (245-399-15)	2002	6. 131.7 (195-363-11)	1990	6. 36	2000	6. 10.68 (22-235)	2013	6. 26.0	2005
7. 2775 (256-457-13)	2007	7. 131.0 (28-59-4)	1959	36	2001	7. 10.43 (23-240)	1999	26.0	2006
8. 2712 (203-356-16)	1982	8. 130.3 (290-516-21)	1985	8. 35	1997	8. 10.23 (13-133)	2009	8. 23.0	2008
9. 2651 (195-363-11)	1990	9. 129.6 (203-356-16)	1982	9. 33	2008	9. 9.86 (28-276)	1977	9. 22.5	1999
10. 2522 (228-443-17)	2012	10. 128.4 (95-200-12)	1969	33	2013	10. 9.55 (22-210)	2003	10. 22.0	2004



YEAR-BY-YEAR Statistics

RUSHING

YEAR	G	Att	Yds	TD	Avg/C	Avg/G	Leader	Att	Yds	TDs	OPPONENT				
											Att	Yds	TD	Avg/C	Avg/G
1958	9	455	2489	25	5.5	276.6	Mills,Dale	1358	186	20	442	1763	22	4.0	195.9
1959	9	489	2048	19	4.2	227.6	Mills,Dale	1385	248	19	454	1885	15	4.2	209.4
1960	9	502	2638	27	5.3	293.1	Mills,Dale	1343	229	16	379	1146	11	3.0	127.3
1961	9	473	1989	18	4.2	221.0	Michael,Ted	735	135	4	377	1147	7	3.0	127.4
1962	9	515	2878	41	5.6	319.8	Richardson,Mike	1036	127	12	356	690	8	1.9	76.7
1963	10	563	2849	26	5.1	284.9	Richardson,Mike	751	140	7	331	587	8	1.8	58.7
1964	9	432	2435	27	5.6	270.6	Jackson,T.J.	620	71	8	368	940	8	2.6	104.4
1965	10	450	2301	30	5.1	230.1	Washington,Sharron	949	137	15	361	921	10	2.6	92.1
1966	9	341	1505	12	4.4	167.2	Washington,Sharron	840	148	5		1628			180.8
1967	9	332	746	4	2.2	82.9	Wiese,Lloyd	319	99	2		1266			140.7
1968	9	357	886	12	2.5	98.4	Berentes,Mike	415	128	4		897			99.7
1969	9	417	1158	11	2.8	128.7	Elliott,Lenvil	540	171	1	404	966	8	2.4	107.3
1970	9	392	1148	19	2.9	127.6	Robertson,Pete	488	124	10	404	1330	13	3.3	147.8
1971	10	429	1678	17	3.9	167.8	Elliott,Lenvil	736	164	9	445	1125	12	2.5	112.5
1972	11	509	2012	24	4.0	182.9	Elliott,Lenvil	1138	191	12	452	1266	7	2.8	115.1
1973	11	474	1424	8	3.0	129.5	Robinson,Marv	838	200	8	509	1593	12	3.1	144.8
1974	11	438	1395	11	3.2	126.8	Powell,Steve	800	142	6	610	2255	16	3.7	205.0
1975	11	380	1197	12	3.2	108.8	Powell,Steve	436	105	4	573	1984	18	3.5	180.4
1976	9	419	1889	15	4.5	209.9	Powell,Steve	1035	167	9	439	1414	10	3.2	157.1
1977	11	592	3097	27	5.2	281.5	Powell,Steve	1372	225	12	492	1547	13	3.1	140.6
1978	11	670	2822	21	4.2	256.5	Harris,Mike	1598	329	8	445	1155	9	2.6	105.0
1979	11	371	844	7	2.3	76.7	Nesbitt,Gregg	260	59	2	568	1944	16	3.4	176.7
1980	11	400	1005	11	2.5	91.4	Bardwell,Dennis	437	117	4	539	1664	19	3.1	151.1
1981	10	398	1094	14	2.7	109.4	Buckner,Vernon	456	121	6	428	1072	7	2.5	107.2
1982	11	545	1769	31	3.2	160.8	Spencer,Jeff	536	124	1	396	919	11	2.3	83.5
1983	11	433	1290	15	3.0	117.3	Addison,Art	395	85	8	492	1705	19	3.5	155.0
1984	11	392	1137	12	2.9	103.4	Gillespie,Andre	795	175	3	468	1620	18	3.5	147.3
1985	11	358	1389	15	3.9	126.3	Gillespie,Andre	1201	215	8	453	2016	21	4.5	183.3
1986	10	354	1253	14	3.5	125.3	Esau,Roketi	1007	218	6	462	1871	21	4.0	187.7
1987	11	444	1735	17	3.9	157.7	Esau,Roketi	978	205	10	489	1984	18	4.1	180.4
1988	10	384	1478	16	3.8	147.8	McCoy,James	828	175	7	437	1642	12	3.8	164.2
1989	11	364	1188	11	3.3	108.0	McCoy,James	991	239	8	611	2949	25	4.8	268.1
1990	11	440	1760	8	4.0	160.0	Guthrie,Chad	915	191	2	511	1999	20	3.9	181.7
1991	11	471	2086	22	4.4	189.6	Guthrie,Chad	1649	302	17	501	2457	29	4.9	223.4
1992	12	542	2372	28	4.4	197.7	Guthrie,Chad	1562	295	19	505	2036	16	4.0	169.7
1993	11	486	2013	22	4.1	183.0	Anderson,Jarrett	1076	165	12	478	2111	15	4.4	191.9
1994	11	531	2316	22	4.4	210.5	Anderson,Jarrett	1575	295	15	418	1611	16	3.9	146.5
1995	11	462	2529	35	5.5	229.9	Anderson,Jarrett	1502	232	16	440	1544	10	3.5	140.4
1996	11	512	2870	37	5.6	260.9	Anderson,Jarrett	2140	321	27	434	1882	20	4.3	171.1
1997	10	468	2015	28	4.3	201.5	Scott,Karega	1015	213	11	447	1830	21	4.1	183.0
1998	11	405	1315	15	3.2	119.5	Johnson, Deric	586	117	5	511	2131	20	4.2	193.7
1999	11	372	1062	10	2.9	96.5	Johnson,Deric	430	118	2	538	2461	24	4.6	223.7
2000	11	372	1432	17	3.8	130.2	Redding,Mike	584	109	6	530	2106	24	4.0	191.5
2001	11	417	1680	18	4.0	152.7	Redding,Mike	535	116	4	408	1652	16	4.0	150.2
2002	11	394	1827	27	4.6	166.1	Burk,Dusty	820	173	12	442	1937	20	4.4	176.1
2003	11	439	1419	11	3.2	129.0	Leverson,Jerard	1012	278	7	475	2434	25	5.1	221.3
2004	11	316	876	8	2.8	79.6	Patnode,Michael	662	139	2	406	2180	31	5.4	198.2
2005	11	373	998	15	2.7	90.7	Leverson,Jerard	648	173	9	465	2453	28	5.3	223.0
2006	11	427	1854	15	4.3	168.5	Ticich,Matt	678	167	9	408	1409	15	3.5	128.1
2007	11	358	1257	12	3.5	114.3	Ticich,Matt	394	128	5	522	2661	37	5.1	241.9
2008	11	370	1323	13	3.6	120.3	Ticich,Matt	426	118	6	459	1701	22	3.7	154.6
2009	11	443	1463	11	3.3	133.0	Emokpae,Vanness	524	97	5	478	2511	25	5.3	228.3
2010	11	472	1933	20	4.1	175.7	Davis,Phillip	833	164	6	390	1602	24	4.1	145.6
2011	11	374	1389	11	3.7	126.3	Ayora,Harnish	532	121	4	474	2188	25	4.6	198.9
2012	11	348	1271	17	3.7	115.5	White,Garrett	585	118	9	492	2213	23	4.5	201.2
2013	11	396	1688	20	4.3	153.5	White,Garrett	995	169	10	422	1334	11	3.2	121.3



YEAR-BY-YEAR Statistics

PASSING

YEAR	G	Att	Comp	Int	Yds.	TD	Avg/G	Leader	Comp-Att-Int	Yds	TD	OPPONENT			
												Comp-Att-Int	Yds	TD	Avg/G
1958	9	106	55	14	722	3	80.2	Rhodes,Jim	54-100-14	722	2	65-138-8	1076	6	119.6
1959	9	59	28	4	525	4	58.3					42-101-5	544	2	60.4
1960	9	115	44	5	674	5	74.9	Ball,Jack	43-96-4	652	4	37-117-12	468	2	52.0
1961	9	126	49	6	965	11	107.2	Ball,Jack	49-126-6	965	11	55-136-16	593	4	65.8
1962	9	133	60	14	812	8	90.2	Cavanah,Shane	42-101-11	608	6	70-168-18	581	7	64.6
1963	10	145	61	11	896	8	89.6	Comer,Paul	31-70-5	510	2	85-206-17	917	3	91.7
1964	9	101	46	8	782	6	86.9	Comer,Paul	26-59-6	557	6	86-197-19	1056	7	117.3
1965	10	197	133	9	1665	11	166.5	Grozynski,Rick	96-156-5	1399	10	152-309-20	1607	7	160.7
1966	9	233	93	18	1308	10	145.3	Grozynski,Rick	56-141-10	755	7	112-235-12	1382	8	153.6
1967	9	237	113	17	1138	3	126.4	Grozynski,Rick	75-141-10	768	2	89-191-14	1176	6	130.7
1968	9	228	98	19	1597	8	177.4	Cummings,Don	89-205-15	1421	7	108-240-12	1178	8	130.9
1969	9	200	95	12	1583	16	175.9	Cummings,Don	98-197-12	1531	15	97-224-16	1205	5	133.9
1970	9	294	130	18	2264	15	251.6	Cummings,Don	128-281-17	2221	15	83-218-18	1009	9	112.1
1971	10	162	71	11	1002	10	100.2	Gibson,Bob	67-152-9	936	9	88-209-16	1092	6	109.2
1972	11	246	105	15	1443	8	131.2	Engen,Geoff	69-156-9	901	2	80-231-23	956	6	86.9
1973	11	180	65	14	907	4	82.5	Hall,Bruce	36-91-8	499	2	111-224-11	1642	12	149.3
1974	11	238	94	18	1104	7	100.4	Williamson,Tom	87-223-17	1072	7	97-207-20	1214	7	110.4
1975	11	259	126	21	1777	13	161.5	Williamson,Tom	72-136-12	940	6	122-277-27	1498	4	136.2
1976	9	220	107	14	1558	14	173.1	Rampy,Steve	59-135-9	952	10	68-193-14	1158	8	128.7
1977	11	200	89	12	1136	13	103.3	Rampy,Steve	78-172-10	1042	13	97-219-14	1329	7	120.8
1978	11	177	75	16	872	2	79.3	Dolence,Greg	41-98-8	444	2	85-228-16	1418	10	128.9
1979	11	316	137	25	1378	4	125.3	Towbin,Craig	86-171-13	795	2	129-250-9	1777	16	161.5
1980	11	358	168	33	2002	12	182.0	Towbin,Craig	89-192-23	1106	5	106-234-25	1554	11	141.3
1981	10	337	156	22	2287	13	228.7	Hayes,Tom	83-171-11	1461	10	118-247-24	1458	9	145.8
1982	11	356	203	16	2712	19	246.5	Hayes,Tom	193-336-15	2547	18	117-285-23	1470	7	133.6
1983	11	390	220	27	2381	8	216.5	Hayes,Tom	208-362-22	2268	8	114-243-14	1788	11	162.5
1984	11	347	155	18	1875	12	170.5	Hegg,Chris	126-268-12	1565	12	165-347-16	2152	14	195.6
1985	11	516	290	21	3796	32	345.1	Hegg,Chris	284-503-20	3741	32	194-329-20	2685	16	244.1
1986	10	385	185	17	2506	12	250.6	Heidmann,Matt	184-376-14	2506	12	112-237-11	1488	6	148.8
1987	11	395	193	18	2249	12	204.5	Heidmann,Matt	182-374-16	2127	12	104-226-9	1425	11	129.5
1988	10	318	154	15	2183	21	218.3	Frost,Jeff	148-308-15	2122	19	122-229-12	1420	9	142.0
1989	11	386	154	14	1993	10	181.2	Frost,Jeff	153-384-14	1990	14	95-203-6	1223	9	111.2
1990	11	363	195	11	2651	25	241.0	Frost,Jeff	183-339-10	2442	21	121-244-12	1599	11	145.4
1991	11	295	170	9	2233	18	203.0	Livingstone,Chris	160-269-7	2138	17	169-270-2	2503	20	227.5
1992	12	286	172	18	2371	18	197.6	Thompson,Steven	81-140-11	1221	9	135-287-8	1778	10	148.2
1993	11	345	184	13	2134	12	194.0	Livingstone,Chris	118-229-8	1387	6	140-291-15	1796	12	163.3
1994	11	303	169	11	2341	23	212.8	Thompson,Steven	160-287-9	2270	23	142-289-18	1735	10	157.7
1995	11	297	156	9	2235	14	203.2	Minnis,Nate	119-210-9	1750	11	170-303-8	2432	24	221.1
1996	11	275	130	10	1866	11	169.6	Minnis,Nate	119-224-10	1681	10	155-281-10	2109	16	191.7
1997	10	221	103	11	1629	12	162.9	Minnis,Nate	72-158-7	1172	11	112-217-10	1671	9	167.1
1998	11	307	142	10	1846	14	167.8	Fearn,Moni	120-258-8	1479	12	161-282-15	1828	9	166.2
1999	11	438	231	17	3138	21	285.3	Howe,Eric	220-410-16	2966	19	163-270-13	2101	16	191.0
2000	11	419	230	25	3097	26	281.5	Howe,Eric	218-388-20	2945	25	163-298-12	1992	13	181.1
2001	11	393	247	14	3061	26	278.3	Howe,Eric	228-357-13	2838	24	187-318-15	2220	15	201.8
2002	11	399	245	15	2786	19	253.3	Burk,Dusty	229-378-15	2621	19	225-389-13	2675	17	243.2
2003	11	389	190	19	2103	10	191.2	Czeschin,Jake	149-284-11	1659	8	150-265-15	2024	17	184.0
2004	11	522	304	15	3139	21	285.4	Czeschin,Jake	287-467-12	3001	21	230-375-12	3022	28	274.4
2005	11	412	203	22	2405	13	218.6	Long,Michael	128-254-18	1546	9	182-306-6	2550	23	231.8
2006	11	348	174	9	2143	15	194.8	Ticich,Matt	170-340-9	2085	15	181-310-7	2157	19	196.1
2007	11	457	256	13	2775	26	252.3	Ticich,Matt	238-422-11	2579	25	203-363-14	2451	15	222.8
2008	11	401	211	5	2458	19	223.5	Ticich,Matt	204-390-5	2347	18	219-367-19	2538	17	230.7
2009	11	273	133	13	1595	9	145.0	Davis,Phillip	89-166-7	1035	7	153-280-12	2079	18	189.0
2010	11	269	129	9	1633	8	148.5	Davis,Phillip	115-223-6	1502	8	202-338-8	2662	22	242.0
2011	11	392	194	16	2422	16	220.2	Clark,J.B.	166-329-13	2038	13	216-336-9	2703	19	245.7
2012	11	443	228	17	2522	15	229.3	Schottel,Conrad	192-365-15	2103	12	220-380-14	2521	17	229.2
2013	11	351	202	8	2051	14	186.5	Schottel,Conrad	183-317-7	1856	13	193-335-7	2391	16	217.4



YEAR-BY-YEAR Statistics

RECEIVING

YEAR	G	Rec	Yds	TD	Rec/G	Yds/G	Leader	Att	Yds	TDs	OPPONENT				
											Rec	Yds	TD	Rec/G	Yds/G
1958	9	55	722	3	6.1	80.2	Hammock,Jack	18	216	0	65	1076	6	7.2	119.6
1959	9	28	525	4	3.1	58.3	McPike,Milt	8	164	1	42	544	2	4.6	60.4
1960	9	44	674	5	4.9	74.9	Mills,Dale	8	138	2	37	468	2	4.1	52.0
1961	9	49	965	11	5.4	107.2	Jones,Randy	18	318	2	55	593	4	6.1	65.9
1962	9	60	812	8	6.7	90.2	Jones,Randy	18	298	1	70	581	7	7.7	64.6
1963	10	61	896	8	6.1	89.6	Germain,Jerry	19	270	3	85	917	3	8.5	91.7
1964	9	46	782	6	5.1	86.9	Richardson,Mike	8	135	1	86	1056	7	9.5	117.3
1965	10	113	1665	11	11.3	166.5	Newcomb,John	33	596	5	152	1607	7	15.2	160.7
1966	9	93	1308	10	10.3	145.3	Newcomb,John	26	488	5	112	1382	8	12.4	153.6
1967	9	113	1138	3	12.6	126.4	Newcomb,John	30	338	1	89	1176	6	9.8	130.7
1968	9	98	1597	8	10.9	177.4	Blakley,Charles	24	502	3	108	1078	8	12.0	130.9
1969	9	95	1583	16	10.6	175.9	Berentes,Mike	31	559	6	97	1205	5	10.7	133.9
1970	9	130	2264	15	14.4	251.6	Berentes,Mike	48	946	9	83	1009	9	9.2	112.1
1971	10	71	1002	10	7.1	100.2	Geredine, Tom	32	535	5	88	1092	6	8.8	109.2
1972	11	105	1443	8	9.5	131.2	Geredine, Tom	41	666	5	80	956	6	7.2	86.9
1973	11	65	907	4	5.9	82.5	Jones,Larry	22	500	4	111	1642	12	10.0	149.3
1974	11	94	1104	7	8.5	100.4	Ream,Joe	32	375	2	97	1214	7	8.8	110.4
1975	11	126	1777	13	11.5	161.5	Henry,Lloyd	43	692	6	122	1498	4	11.0	136.2
1976	9	107	1558	14	11.9	173.1	Henry,Lloyd	33	447	7	68	1158	8	7.5	128.7
1977	11	89	1136	13	8.1	103.3	Henry,Lloyd	36	535	9	97	1329	7	8.8	120.8
1978	11	75	872	2	6.8	79.3	Thompson,Ezra	28	373	1	85	1418	10	7.7	128.9
1979	11	137	1378	4	12.5	125.3	Theard,Bob	38	501	0	129	1777	16	11.7	161.5
1980	11	168	2002	12	15.3	182.0	Holm,Eric	74	900	8	106	1554	11	9.6	141.3
1981	10	156	2287	13	15.6	228.7	Otte, Rich	68	942	6	118	1458	9	11.8	145.8
1982	11	203	2712	19	18.5	246.5	Otte, Rich	57	815	7	117	1470	7	10.6	133.6
1983	11	220	2381	8	20.0	216.5	Otte, Rich	62	850	3	114	1788	11	10.3	162.5
1984	11	155	1875	12	14.1	170.5	Busby,John	56	652	8	165	2152	14	15.0	195.6
1985	11	290	3796	32	26.4	345.1	Tisdale,Larry	61	852	11	194	2685	16	17.6	244.1
1986	10	185	2506	12	18.5	250.6	Evans,Russell	82	1167	6	237	1488	6	23.7	148.8
1987	11	193	2249	12	17.5	204.5	Morris,Bill	47	612	3	104	1425	11	9.4	129.5
1988	10	154	2183	21	15.4	218.3	Isaia,Gary	55	665	8	122	1420	9	12.2	142.0
1989	11	154	1993	10	14.0	181.2	Pardue,Benny	54	786	3	95	1223	9	8.6	111.2
1990	11	195	2651	25	17.7	241.0	Walker,Fontaine	59	654	9	121	1599	11	11.0	145.4
1991	11	169	2233	18	15.4	203.0	Walker,Fontaine	61	638	6	169	2503	20	15.3	227.5
1992	12	172	2371	18	14.3	197.6	Walker,Fontaine	52	732	5	135	1778	10	11.2	148.2
1993	11	184	2134	12	16.7	194.0	Ivy,Carlos	29	451	2	140	1796	12	12.7	163.3
1994	11	168	2337	23	15.3	212.5	Copeland,Matt	47	573	6	142	1735	10	12.9	157.7
1995	11	156	2235	14	14.2	203.2	Copeland,Matt	42	570	3	170	2432	24	15.4	221.1
1996	11	130	1866	11	11.8	169.6	Ross,James	29	479	3	155	2109	16	14.0	191.7
1997	10	103	1629	12	10.3	162.9	Ross,James	26	570	7	112	1671	9	11.2	167.1
1998	11	142	1846	14	12.9	167.8	Mercer, Randall	33	346	3	161	1828	9	14.6	166.2
1999	11	231	3138	21	21.0	285.3	Blakley,Andrew	71	805	7	163	2101	16	14.8	191.0
2000	11	230	3097	26	20.9	281.5	Blakley,Andrew	56	714	3	163	1992	13	14.8	181.1
2001	11	247	3061	26	22.5	278.3	Blakley,Andrew	77	974	6	187	2220	15	17.0	201.8
2002	11	245	2794	19	22.3	254.0	Blakley,Andrew	96	965	6	225	2675	17	20.4	243.2
2003	11	190	2103	10	17.3	191.2	Walton,James	34	521	1	150	2024	17	13.6	184.0
2004	11	304	3139	21	27.6	285.4	Amundson,Jeff	76	824	2	230	3022	28	20.9	274.7
2005	11	203	2405	13	18.5	218.6	Amundson,Jeff	34	304	2	182	2550	23	16.5	231.8
							Perry,James	34	442	3					
2006	11	174	2143	15	15.8	194.8	Bonner,Ryan	24	354	3	181	2157	19	16.4	196.1
2007	11	256	2775	26	23.3	252.3	Cunningham,Jake	42	277	1	203	2451	15	18.4	222.8
2008	11	211	2458	19	19.2	223.5	King,Ryan	40	505	2	219	2538	17	19.9	230.7
2009	11	133	1595	9	12.1	145.0	Emokpae,Vanness	26	365	4	153	2079	18	13.9	189.0
2010	11	129	1633	8	11.7	148.5	Grier,Dallas	33	548	3	202	2662	22	18.3	242.0
2011	11	194	2422	16	17.6	220.2	Brown,Anthony	61	861	6	216	2703	19	19.6	245.7
2012	11	228	2522	15	20.7	229.3	Grier,Dallas	81	1026	4	220	2521	17	20.0	229.2
2013	11	202	2051	14	18.4	186.5	Grier,Dallas	53	590	3	193	2391	16	17.5	217.4



YEAR-by-YEAR Statistics

TOTAL OFFENSE

YEAR	G	TOTAL OFFENSE				Leader	TOTAL			OPPONENT			
		Rush	Pass	Total	Ave/G		Rush	Pass	Total	Rush	Pass	Total	Ave/G
1958	9	2489	722	3211	356.8	Mills,Dale	1358	1358	0	1763	1076	2839	315.4
1959	9	2048	525	2573	285.9	Mills,Dale	1385	1385	0	1885	544	2429	269.9
1960	9	2638	674	3312	368.0	Mills,Dale	1343	1343	0	1146	468	1614	179.3
1961	9	1989	965	2954	328.2	Ball,Jack	965	0	965				
1962	9	2878	812	3690	410.0	Richardson,Mike	1036	1036	0	690	581	1271	141.2
1963	10	2849	896	3745	374.5	Richardson,Mike	751	751	0	587	917	1504	150.4
1964	9	2435	782	3217	357.4	Jackson,T.J.	620	620	0	940	1056	1996	221.8
1965	10	2301	1665	3966	396.6	Gorzynski,Rick	1518	119	1399	921	1607	2528	252.8
1966	9	1505	1308	2813	312.6	Washington,S.	840	840	0	1628	1382	3010	334.4
1967	9	746	1138	1884	209.3	Gorzynski,Rick	698	-70	768	1266	1173	2439	271.0
1968	9	886	1597	2483	275.9	Cummings,Don	1419	-2	1421	897	1173	2070	230.0
1969	9	1158	1583	2741	304.6	Cummings,Don	1613	82	1531	966	1205	2171	241.2
1970	9	1148	2264	3412	379.1	Cummings,Don	2115	-106	2221	1330	1009	2339	259.9
1971	10	1678	1002	2680	268.0	Gibson,Bob	1106	170	936	1125	1092	2217	221.7
1972	11	2012	1443	3455	314.1	Elliott,Lenvil	1185	1138	47	1266	956	2222	202.0
1973	11	1424	907	2331	211.9	Robinson,Marv	838	838	0	1593	1642	3235	294.1
1974	11	1395	1104	2499	227.2	Williamson,Tom	1100	28	1072	2255	1214	3469	315.4
1975	11	1197	1777	2974	270.4	Williamson,Tom	968	28	940	1984	1498	3482	316.5
1976	9	1889	1558	3447	383.0	Rampy,Steve	1091	139	952	1414	1158	2572	285.8
1977	11	3097	1136	4233	384.8	Powell,Steve	1372	1372	0	1547	1329	2876	261.5
1978	11	2822	872	3694	335.8	Harris,Mike	1598	1598	0	1155	1418	2573	233.9
1979	11	844	1378	2222	202.0	Towbin,Craig	657	-138	795	1944	1777	3721	338.3
1980	11	1005	2002	3007	273.4	Towbin,Craig	1015	-91	1106	1664	1554	3218	292.5
1981	10	1094	2287	3381	338.1	Hayes,Tom	1584	123	1461	1072	1458	2530	253.0
1982	11	1769	2712	4481	407.4	Hayes,Tom	2668	121	2547	919	1470	2389	217.2
1983	11	1290	2381	3671	333.7	Hayes,Tom	1998	-270	2268	1705	1788	3493	317.5
1984	11	1137	1875	3012	273.8	Hegg,Chris	1636	71	1565	1620	2152	3772	342.9
1985	11	1389	3796	5185	471.4	Hegg,Chris	3782	41	3741	2016	2685	4701	427.4
1986	10	1253	2506	3759	375.9	Heidmann,Matt	2378	-128	2506	1871	1488	3359	335.9
1987	11	1735	2249	3984	362.2	Heidmann,Matt	2171	44	2127	1984	1425	3409	309.9
1988	10	1478	2183	3661	366.1	Frost,Jeff	2074	-48	2122	1642	1420	3062	306.2
1989	11	1188	1993	3181	289.2	Frost,Jeff	2018	28	1990	2949	1223	4172	379.3
1990	11	1760	2651	4411	401.0	Frost,Jeff	2383	-59	2442	1999	1599	3598	327.1
1991	11	2086	2233	4319	392.6	Livingstone,Chris	2106	-32	2138	2457	2503	4960	450.9
1992	12	2372	2371	4743	395.2	Guthrie,Chad	1562	1562	0	2036	1778	3814	317.8
1993	11	2013	2134	4147	377.0	Livingstone,Chris	1279	-108	1387	2111	1796	3907	355.2
1994	11	2316	2341	4657	423.4	Thompson,Steven	2304	34	2270	1611	1735	3346	304.2
1995	11	2529	2235	4764	433.1	Minnis,Nate	1804	54	1750	1544	2432	3976	361.5
1996	11	2870	1866	4736	430.5	Anderson,Jarrett	2140	2140	0	1882	2109	3991	362.8
1997	10	2015	1629	3644	364.4	Minnis,Nate	1361	189	1172	1830	1671	3501	350.1
1998	11	1315	1846	3161	287.4	Fearn, Moni	1493	14	1479	2131	1828	3959	359.9
1999	11	1062	3138	4200	381.8	Howe,Eric	2937	-29	2966	2461	2101	4562	414.7
2000	11	1432	3097	4529	411.7	Howe,Eric	2892	-53	2945	2106	1992	4098	372.5
2001	11	1680	3061	4741	431.0	Howe,Eric	2855	17	2838	1652	2220	3872	352.0
2002	11	1827	2786	4613	419.4	Burk,Dusty	3441	820	2621	1937	2675	4612	419.3
2003	11	1419	2103	3522	320.2	Czeschin,Jake	1662	3	1659	2434	2024	4458	405.3
2004	11	876	3139	4015	365.0	Czeschin,Jake	2866	-135	3001	2180	3022	5202	472.9
2005	11	998	2405	3403	309.4	Long,Michael	1415	-131	1546	2459	2550	5003	454.8
2006	11	1854	2143	3997	363.4	Ticich,Matt	2763	678	2085	1409	2157	3566	324.2
2007	11	1257	2775	4032	366.5	Ticich,Matt	2973	394	2579	2661	2451	5112	464.7
2008	11	1323	2458	3781	343.7	Ticich,Matt	2773	426	2347	1701	2538	4239	385.4
2009	11	1463	1595	3058	278.0	Davis,Phillip	1264	229	1035	2511	2079	4590	417.3
2010	11	1933	1633	3566	324.2	Davis,Phillip	2335	833	1502	1602	2662	4264	387.6
2011	11	1389	2422	3811	346.5	Clark,J.B.	2130	92	2038	2188	2703	4891	444.6
2012	11	1271	2522	3793	344.8	Schottel,Conrad	2093	-10	2103	2213	2521	4734	430.4
2013	11	1688	2051	3739	339.9	Schottel,Conrad	1943	87	1856	1334	2391	3725	338.6



YEAR-By-YEAR Statistics

SCORING

YEAR	G	TD	Rush	Pass	Retn	PAT	2PAT	FG	Total	Avg/G	Leader	Points	TD	XP	FG	Total	OPPONENT		
																	TDs	FGs	Avg/G
1958	9	28	25	3	0	23	3	0	197	21.9	Mills,Dale	122	20	2	0	187	28	0	20.7
1959	9	19	19	0	0	0	0	0	114	12.7	Mills,Dale	124	19	5	0	122	17	3	13.5
1960	9	32	27	5	0	0	0	0	192	21.3	Mills,Dale	118	18	5	0	83	13	0	9.2
1961	9	29	18	11	0	10	5	0	194	21.6	Minton,Joe	55	7	10	1	80	11	1	8.8
1962	9	49	41	8	0	24	4	0	326	36.2	Richardson,Mike	72	12	0	0	102	15	1	11.3
1963	10	34	26	8	0	9	6	0	225	22.5	Richardson,Mike	42	7	0	0	77	11	0	7.7
1964	9	33	27	6	0	5	7	0	217	24.1	Washington,Sharron	56	9	1	0	108	15	1	12.0
1965	10	41	30	11	0	25	4	0	279	27.9	Washington,Sharron	90	15	0	0	120	17	2	12.0
1966	9	23	12	10	1	15	0	1	156	17.3	Washington,Sharron	36	6	0	0	192	27	3	21.3
1967	9	11	4	3	4	9	0	3	84	9.3	Wiese,Lloyd	24	4	0	0	138	19	3	15.3
1968	9	21	12	8	1	13	1	4	153	17.0	Blakley,Charles	24	4	0	0	128	17	4	14.2
											Garrett,Steve	24	4	0	0				
											Berentes,Mike	24	4	0	0				
1969	9	27	11	16	0	16	3	2	190	21.1	Berentes,Mike	46	6	10	0	120	16	3	13.3
1970	9	34	19	15	0	21	4	2	239	26.6	Robertson,Pete	62	10	1	0	169	25	17	18.8
1971	10	29	17	10	2	26	0	3	209	20.9	Elliott,Lenvil	60	10	0	0	135	18	7	13.5
1972	11	33	24	8	1	27	1	3	236	21.5	Elliott,Lenvil	78	13	0	0	107	14	3	9.7
1973	11	15	8	4	3	13	0	3	114	10.4	Robinson,Marv	48	8	0	0	186	26	2	16.9
1974	11	19	11	7	1	15	2	6	153	13.9	Powell,Steve	36	6	0	0	198	26	6	18.0
1975	11	29	12	13	4	22	1	7	219	19.9	Fensom,Kent	43	0	22	7	174	24	4	15.8
1976	9	31	15	14	2	25	0	3	220	24.4	Powell,Steve	54	9	0	0	147	19	4	137
1977	11	44	27	13	4	29	3	8	325	29.5	Powell,Steve	80	13	1	0	155	20	3	14.1
1978	11	24	21	2	1	19	0	7	186	16.9	Dolence,Greg	76	6	19	7	155	20	5	14.1
1979	11	13	7	4	2	8	0	8	110	10.0	Fletcher,Bob	30	0	6	8	262	34	7	23.8
1980	11	23	11	12	0	19	0	5	172	15.6	Holm,Eric	48	8	0	0	222	31	3	20.2
1981	10	32	14	13	5	28	0	12	258	25.8	Austinson,Dave	63	0	27	12	161	19	10	16.1
1982	11	54	31	19	4	53	1	12	415	37.7	Weik,Ken	90	15	0	0	110	19	3	11.0
1983	11	24	15	8	1	18	0	6	182	16.5	Addison,Art	48	8	0	0	246	32	7	22.4
1984	11	25	12	12	1	21	0	4	183	16.6	Busby,John	48	8	0	0	271	33	13	24.6
1985	11	49	15	32	2	41	0	5	350	31.8	Gillespie,Andre	78	13	0	0	297	38	11	27.0
1986	10	27	14	12	1	18	0	9	207	20.7	Kolb,Doug	45	0	18	9	238	30	11	23.8
1987	11	29	17	12	0	21	0	12	231	21.0	Esau,Roketi	66	11	0	0	231	30	8	21.0
1988	10	37	16	21	0	31	1	10	285	28.5	Isaia,Gary	50	8	1	0	209	26	7	20.9
1989	11	22	11	10	1	17	0	12	185	16.8	McCoy,James	48	8	0	0	282	38	6	25.6
1990	11	33	8	25	0	29	1	15	274	24.9	Bresaw,Scott	74	0	29	15	212	32	6	19.2
1991	11	44	22	18	4	32	1	6	316	28.7	Guthrie,Chad	120	20	0	0	361	51	3	32.8
1992	12	49	28	18	3	40	2	6	356	29.7	Guthrie,Chad	134	22	1	0	182	26	2	15.1
1993	11	35	22	12	1	28	2	6	260	23.6	Anderson,Jarrett	78	13	0	0	228	30	2	20.7
1994	11	46	22	23	1	32	1	9	341	31.0	Anderson,Jarrett	102	17	0	0	194	27	4	17.6
1995	11	49	35	14	0	40	4	8	366	33.3	Anderson,Jarrett	98	16	2	0	272	34	9	24.7
1996	11	48	37	11	0	0	0	0	288	26.2	Anderson,Jarrett	168	28	0	0	283	38	6	25.7
1997	10	40	28	12	0	35	0	8	299	29.9	Scott,Karega	66	11	0	0	240	32	6	24.0
1998	11	30	15	14	1	20	1	12	240	21.8	Klee, Jeff	56	0	20	12	232	31	5	21.1
1999	11	32	10	21	1	20	1	11	247	22.5	Klee,Jeff	53	0	20	11	325	46	6	29.5
2000	11	46	17	26	3	36	0	7	333	30.3	Collins,Kevin	54	9	0	0	305	41	7	27.7
											Pugh,Alfonso	54	9	0	0				
2001	11	47	18	26	3	36	1	14	366	33.3	Lepper,Austin	78	0	36	14	263	34	9	23.9
2002	11	50	27	19	4	43	1	6	363	33.0	Burk,Dusty	72	12	0	0	282	39	5	24.6
2003	11	21	11	10	0	8	3	7	161	14.6	Leverson,Jerard	42	7	0	0	356	48	7	32.4
2004	11	30	8	21	1	22	3	7	229	20.8	Kamphoefner,Mark	43	0	22	7	463	64	6	42.1
2005	11	28	15	13	0	24	0	4	206	18.7	Leverson,Jerard	60	10	0	0	413	55	10	37.5
2006	11	33	15	15	3	30	0	8	252	22.9	Ticich,Matt	54	9	0	0	284	37	8	25.8
											Masucci,Mickey	54	0	30	8				
2007	11	41	12	26	3	32	3	10	316	28.7	Masucci,Mickey	62	0	32	10	408	55	7	37.1
2008	11	37	13	19	5	33	1	11	292	26.5	Masucci,Mickey	66	0	33	11	318	42	8	28.9
2009	11	23	11	9	3	22	1	8	190	17.3	Emokpae,Vanness	56	9	1	0	371	48	13	33.7
2010	11	30	20	8	2	22	2	11	243	22.1	Koon,Derek	55	0	22	11	352	48	8	32.0
2011	11	30	11	16	3	22	2	15	253	23.0	Koon,Derek	67	0	22	15	358	47	9	32.5
2012	11	33	17	15	1	31	0	11	264	24.0	White,Garrett	66	11	0	0	308	42	6	28.0
2013	11	36	20	14	2	33	0	12	287	26.1	White,Garrett	72	12	0	0	224	29	6	20.3



YEAR-BY-YEAR Statistics

ALL-PURPOSE

YEAR	G	Rush	Rec	PR	KR	IR	Total	Avg/G	Leader	Total	Rush	Rec	PR	KR	IR
1966	9	1505	1308	150	546	80	3589	398.8	Washington,Sharron	1227	840	116	31	240	0
1967	9	746	1138	263	603	263	3013	334.8	Wiese,Lloyd	613	319	9	0	285	0
1968	9	886	1597	112	414	104	3113	345.9	Blakley,Charles	876	228	502	112	34	0
1969	9	1158	1583	102	380	160	3383	375.9	Blakley,Charles	812	148	342	91	231	0
1970	9	1148	2264	87	615	217	4331	481.2	Berentes,Mike	946	0	946	0	0	0
1971	10	1678	1002	77	479	230	3466	346.6	Elliott,Lenvil	878	736	134	0	8	0
1972	11	2012	1443	181	466	270	4372	397.5	Elliott,Lenvil	1397	1138	148	0	111	0
1973	11	1424	907	236	648	72	3287	298.8	Jones,Larry	1325	9	500	234	582	0
1974	11	1395	1104	53	717	263	3532	321.1	Powell,Steve	1053	800	57	0	196	0
1975	11	1197	1777	141	643	408	4166	378.7	Lausage,Mike	708	2	202	0	504	0
1976	9	1889	1558	124	638	138	4347	483.0	Powell,Steve	1243	1035	208	0	0	0
1977	11	3097	1136	276	540	151	5200	472.7	Powell,Steve	1508	1372	136	0	0	0
1978	11	2822	872	244	591	204	4733	430.3	Harris,Mike	1654	1598	56	0	0	0
1979	11	844	1378	173	754	59	3208	291.6	Holm,Eric	832	0	346	156	330	0
1980	11	1005	2002	158	508	313	3986	362.4	Holm,Eric	1152	16	900	164	72	0
1981	10	1094	2287	99	674	352	4506	450.6	Otte,Rich	945	3	942	0	0	0
1982	11	1769	2712	206	682	323	5692	517.5	Otte,Rich	852	37	815	0	0	0
1983	11	1290	2381	223	648	74	4616	419.6	Otte,Rich	850	0	850	0	0	0
1984	11	1137	1875	133	899	83	4127	375.2	Gillespie,Andre	953	795	158	0	0	0
1985	11	1389	3796	192	732	78	6187	562.5	Gillespie,Andre	1669	1201	468	0	0	0
1986	10	1253	2506	230	729	106	4824	482.4	Evans,Russell	1293	2	1167	0	0	0
1987	11	1735	2249	183	878	120	5165	469.5	Esau,Roketi	1032	978	54	0	0	0
1988	10	1478	2183	239	647	96	4643	464.3	McCoy,James	982	828	154	0	0	0
1989	11	1188	1993	268	944	53	4446	404.2	McCoy,James	1009	991	18	0	0	0
1990	11	1760	2651	202	930	115	5658	514.4	Guthrie,Chad	1363	915	201	90	157	0
1991	11	2086	2233	176	1237	2	5734	521.3	Guthrie,Chad	2033	1649	277	107	0	0
1992	12	2372	2371	232	691	65	5731	477.6	Guthrie,Chad	1867	1562	253	52	0	0
1993	11	2013	2134	176	741	110	5174	470.4	Anderson,Jarrett	1394	1076	197	0	121	0
1994	11	2316	2337	216	767	214	5850	531.8	Anderson,Jarrett	1733	1575	158	0	0	0
1995	11	2529	2235	195	732	81	5772	524.7	Anderson,Jarrett	1634	1502	126	0	6	0
1996	11	2870	1866	120	793	15	5664	514.9	Anderson,Jarrett	2307	2140	167	0	0	0
1997	10	2015	1629	152	684	129	4609	460.9	Scott,Karega	1068	1015	53	0	0	0
1998	11	1315	1846	215	557	135	4068	369.8	Johnson, Deric	740	586	52	0	102	0
1999	11	1062	3138	240	708	127	5275	479.5	Blakley,Andrew	867	20	805	42	0	0
2000	11	1432	3097	302	877	126	5834	530.4	Pugh,Alfonso	1203	-3	523	279	404	0
2001	11	1680	3061	174	855	104	5874	534.0	Pugh,Alfonso	1249	91	588	132	438	0
2002	11	1827	2794	490	834	95	6040	549.1	Blakley,Andrew	1073	79	965	0	29	0
2003	11	1419	2103	210	1051	112	4895	445.0	Leverson,Jerard	1072	1012	33	0	27	0
2004	11	876	3139	111	1047	118	5291	481.0	Amundson,Jeff	1304	-4	824	40	444	0
2005	11	998	2405	156	1281	68	4908	446.2	Douglas,Jason	982	0	0	146	836	0
2006	11	1854	2143	106	846	45	4994	454.0	Cunningham,Jake	1000	676	94	15	215	0
2007	11	1257	2775	251	1314	274	5871	533.7	Kenney,Phil	1054	209	168	0	677	0
2008	11	1323	2458	191	1118	230	5320	483.6	Kenney,Phil	1321	95	379	0	847	0
2009	11	1463	1595	133	1288	198	4677	425.2	Kenney,Phil	1083	92	151	0	840	0
2010	11	1933	1633	99	1213	95	4973	452.1	Davis,Phillip	833	833	0	0	0	0
2011	11	1389	2422	222	984	155	5172	470.2	Harvey,Donald	1205	459	165	0	581	0
2012	11	1271	2522	223	864	204	5084	462.2	Grier,Dallas	1268	0	1026	205	37	0
2013	11	1688	2051	235	1082	70	5126	466.0	White,Garrett	1289	995	126	0	168	0



YEAR-BY-YEAR Statistics

SPECIAL TEAMS

PUNTING					PUNT RETURNS				KICK RETURNS			
YEAR	Leader	Yards	Punts	Avg/P	Leader	Yards	No.	Avg/R	Leader	Yards	No.	Avg/R
1958	Carter,Ken	1011	32	31.6								
1960	Sissom,Dennis	559	20	28.0								
1961	Sissom,Dennis	1106	38	29.1								
1962	Cavanah,Shane	913	25	36.5								
1963	Cavanah,Shane	1624	47	34.6								
1964	Richardson,Mike	1480	43	34.4								
1965	Gorzynski,Rick	1663	42	39.6								
1966	Gorzynski,Rick	1419	36	39.4	Jones,Willie	74	10	7.4	Washington,Sharron	240	11	21.8
1967	Wiese,Lloyd	2101	62	33.4	Blakley,Charles	161	20	8.1	Wiese,Lloyd	285	5	57.0
1968	Wiese,Lloyd	2173	58	37.5	Blakley,Charles	112	9	12.4	Berentes,Mike	129	7	18.4
1969	Wiese,Lloyd	1685	46	36.6	Blakley,Charles	91	13	7.0	Blakley,Charles	231	13	17.8
1970	Dawson,Randy	1175	33	35.6	Blakley,Charles	66	11	6.0	Robinson,Marv	181	11	16.5
1971	Dawson,Randy	1902	57	33.4	Cockley,Joel	35	1	35.0	Jones,Larry	342	14	24.4
1972	Franklin,Steve	1926	54	35.7	Inge,Ray	60	17	3.5	Morton,Craig	127	6	21.2
1973	Williamson,Tom	2590	78	33.2	Jones,Larry	234	17	13.8	Jones,Larry	582	22	26.5
1974	Sissom,Mark	2179	57	38.2	Laususe,Mike	44	9	4.9	Laususe,Mike	276	12	23.0
1975	Fensom,Kent	2030	57	35.6	Evans,Gary	100	19	5.3	Laususe,Mike	504	21	24.0
1976	Fensom,Kent	1119	31	36.1	Ernst,Steve	76	18	4.2	Laususe,Mike	390	14	27.9
1977	Fensom,Kent	2040	53	38.5	Holm,Eric	236	25	9.4	Laususe,Mike	356	13	27.4
1978	Fletcher,Bob	2180	59	36.9	Holm,Eric	253	38	6.7	Holm,Eric	332	19	17.5
1979	Fletcher,Bob	3409	79	43.2	Holm,Eric	156	23	6.8	Holm,Eric	330	20	16.5
1980	Dolence,Greg	1757	53	33.2	Holm,Eric	164	23	7.1	Thompson,Freddy	206	11	18.7
1981	Bormann,Dave	1834	53	34.6	Blair,Darren	83	22	3.8	Thompson,Freddy	429	18	23.8
1982	Bormann,Dave	1860	45	41.3	Reese,Mike	162	24	6.8	Cuthbert,Trent	330	12	27.5
1983	Calvert,Jack	2020	58	34.8	Oder,Greg	134	19	7.1	Cuthbert,Trent	275	13	21.2
1984	Cahill,Tim	2272	66	34.4	Fine,Pat	106	15	7.1	Cuthbert,Trent	774	30	25.8
1985	Duwa,Dallas	1234	33	37.4	Fine,Pat	169	23	7.3	Fine,Tim	271	14	19.4
1986	Cleveland,Gregg	995	30	33.2	Evans,Russell	124	7	17.7	Jones,Steve	457	23	19.9
1987	Miletich,Mike	1207	35	34.5	Fine,Pat	146	28	5.2	Rideout,Greg	496	24	20.7
1988	Miletich,Mike	1489	42	35.5	Carson,Steve	184	14	13.1	Allen,Jan	164	9	18.2
1989	Miletich,Mike	2592	69	37.6	Gerke,Anthony	167	9	18.6	Guthrie,Chad	293	16	18.3
1990	Conway,K.C.	1430	41	34.9	McCoy,Marcus	112	15	7.5	McCoy,Marcus	440	20	22.0
1991	Conway,K.C.	1497	41	36.5	Guthrie,Chad	107	6	17.8	McCoy,Marcus	535	23	23.3
1992	Conaway,K.C.	1677	41	40.9	Ivy,Carlos	66	15	4.4	McCoy,Marcus	307	16	19.2
1993	Smith,Marion	1292	40	32.3	Ivy,Carlos	119	13	9.2	Austin,Art	233	11	21.2
1994	Minnis,Nate	1343	41	32.8	Bray,Chris	178	24	7.4	Austin,Art	562	18	31.2
1995	Smith,Marion	1225	35	35.0	Bray,Chris	151	17	8.9	Williams,Sean	294	14	21.0
1996	Smith,Marion	1621	42	38.6	Ludwig,Ryan	56	6	9.3	Johnson,Deric	414	18	23.0
1997	Hollinger,Kevin	1199	30	40.0	Ross,James	126	16	7.9	Johnson,Deric	383	17	22.5
1998	Kevin Hollinger	2454	65	37.8	Mercer,Randall	152	20	7.6	Mercer,Randall	185	11	16.8
1999	Lepper,Austin	1796	51	35.2	Mercer,Randall	128	13	9.8	Naeve,John	286	17	16.8
2000	Lepper,Austin	1749	45	38.9	Pugh,Alfonso	279	17	16.4	Pugh,Alfonso	404	14	28.9
2001	Lepper,Austin	1259	33	38.2	Pugh,Alfonso	132	13	10.2	Pugh,Alfonso	438	16	27.4
2002	Lepper,Austin	1753	46	38.1	Pugh,Alfonso	310	19	16.3	Douglas,Jason	365	8	45.6
2003	Kamphoefner,Mark	2338	58	40.3	Douglas,Jason	210	22	9.5	Douglas,Jason	729	36	20.2
2004	Kamphoefner,Mark	2153	60	35.9	Douglas,Jason	65	10	6.5	Amundson,Jeff	444	22	20.2
2005	Kamphoefner,Mark	2593	69	37.6	Douglas,Jason	146	19	7.7	Douglas,Jason	836	39	21.4
2006	Masucci,Mickey	1825	51	35.8	Rodriguez,Derek	67	14	4.8	Terry,Chandler	492	19	25.9
2007	Masucci,Mickey	1973	59	33.4	Coker,Albert	232	24	9.7	Kenney,Phil	677	29	23.3
2008	Kleckner,Max	2305	64	36.0	Coker,Albert	140	23	6.1	Kenney,Phil	847	37	22.9
2009	Phillips,Eric	2407	62	38.8	Coker,Albert	87	9	9.7	Kenney,Phil	840	42	20.0
2010	Phillips,Eric	2298	64	35.9	Mundwiller,Andy	48	8	6.0	Millender,Tremaine	505	19	26.6
2011	Phillips,Eric	2361	55	42.9	Mundwiller,Andy	131	18	7.3	Harvey,Donald	581	25	23.2
2012	Phillips,Eric	2665	66	40.4	Grier,Dallas	205	18	11.4	White,Garrett	324	13	24.9
2013	Lamp,Jacob	2018	48	42.0	Grier,Dallas	130	11	11.8	Millender,Tremaine	372	10	37.2



YEAR-BY-YEAR Statistics

DEFENSE

YEAR	Leader	TOTAL TACKLES			INTERCEPTION RETURNS		
		Total	Solo	Assisted	Leader	Yards	No.
1966					Walters,Bob	38	3
1967					Meyer,Jerry	50	3
1968					Meyer,Jerry	26	4
1969					McGlaughlin,L.	31	3
1970					Dahlberg,Mike	7	4
1971					Dahlberg,Mike	43	6
1972	O'Sadnick,Craig	145	84	61	James,Harold	30	6
1973	O'Sadnick,Craig	159	101	58	Doss,Gary	27	6
1974	Diehl,Dave	107	69	38	Byrd,Willie	89	4
1975	Rave,Marti	144	75	69	Evans,Gary	173	11
1976	Rave,Marti	130	23	107	Ernst,Steve	23	5
1977	Rave,Marti	111	72	39	Fagan,Leonard	36	5
1978	Kreighbaum,Doug	84	15	69	Kreighbaum,Doug	50	4
1979	Walton,Jon	103	54	49	Patton,Craig	0	5
1980	Shelby,Dan	109	71	38	Thompson,Freddy	86	4
1981	James,Steve	74	43	31	Cunningham,Kelvin	151	5
1982	Shelby,Dan	112	65	47	Blair,Darren	60	9
1983	McLeod,Mark	136	79	57	Thompson,Freddy	0	3
1984	Stull,Tim	164	52	112	Kramer,David	8	3
1985	Richards,Roydon	85	46	39	Fine,Pat	3	6
1986	Griffith,Scott	87	54	33	Fine,Pat	13	4
1987	Bellers,Mike	130	66	64	Myerson,Ernie	50	2
1988	Ruff,Ricky	117	61	56	Carson,Marc	21	3
1989	Strickler,Bill	86	46	40	Gerke,Anthony	36	3
1990	Rideout,Greg	76	45	31	Clevidence,Dan	79	4
1991	Godi,Greg	92	41	51	Garrett,Eddie	1	1
1992	Roos,Mike	88	40	48	Merriman,Robert	43	3
1993	Roos,Mike	78	27	51	Miller,Meko	31	5
1994	Grutter,Paul	100	50	50	Steele,Brandon	23	6
1995	Allison,Zac	96	45	51	Ludwig,Ryan	29	2
1996	Allison,Zac	103	45	58	Allison,Zac	0	3
1997	Allison,Zac	125	44	81	Hernandez,Tommy	90	4
1998	Henriksen, Kurt	116	20	96	Tommy Hernandez	51	4
1999	Naeve,John	104	40	64	Blackmore,Jimmy	70	4
2000	Willrich,Jake	106	62	44	Binion,Anthony	66	2
2001	Kent,Derek	121	62	59	Walter,Justin	56	4
2002	Lienhard,Judd	98	52	46	Willrich,Jake	64	5
2003	Yehyaw,Tameem	128	56	72	Yokeley,Marcus	23	4
2004	Wilson,Ben	98	37	61	Yokeley,Marcus	54	6
2005	Douglas,Jason	79	41	38	Mayson,Josh	69	2
2006	Cooper,Jesse	73	39	34	Sternberg,Eric	15	2
2007	Phillips,Michael	91	24	67	Cooper,Jesse	21	4
2008	Thier,Jason	97	50	47	Thier,Jason	69	4
2009	Lavant,Demetrius	102	54	48	Elliott,Michael	36	3
2010	Elliott,Michael	91	50	41	Byrd,Terrence	31	4
2011	Schumacher,Richie	130	66	64	Whitcher,Kyle	48	2
2012	Schumacher,Richie	110	59	51	Gayden,Robert	138	5
2013	Bell,Matthew	83	40	43	Stanton,Chris	25	2



SINGLE-GAME RECORDS**INDIVIDUAL****Most Yards Rushing**

By TSU 306 Dale Mills vs. Missouri S&T (11/12/1960)
306 Jarrett Anderson vs. Emporia State (11/9/1996)
By OPP 282 Terry Morrow, Central State (11/14/1987)

Most Rushing Attempts

By TSU 48 Chad Guthrie vs. Missouri Western (11/16/1991)
48 Jarard Levenson vs. Washburn (9/27/2004)
By OPP 50 Chris Brooks, Central Missouri (11/11/1989)

Most Rushing Touchdowns

By TSU 6 Jarrett Anderson vs. Emporia State (11/9/1996)

Most Passing Yards

By TSU 493 Matt Ticich vs. Upper Iowa (9/8/2007)
By OPP 471 Pete Jelovic, Emporia State (11/4/1995)

Most Passing Attempts

By TSU 70 Chris Hegg vs. Central State (11/9/1985)
By OPP 58 Steve Gachette, Southwest Baptist (10/6/2007)
58 Pete Jelovic, Emporia State (11/4/1995)

Most Passing Completions

By TSU 41 Jake Czeschin vs. Mo. Southern (10/2/2004)
By OPP 41 Dustin Dewald, Iowa Wesleyan (8/31/1991)

Most Passing Touchdowns

By TSU 6 Jake Czeschin vs. Missouri S&T (10/30/2004)

Most Receiving Yards

By TSU 248 Mike Berentes vs. Missouri St. (11/7/1970)
By OPP 281 Chris Samp, Winona State (9/6/2003)

Most Receptions

By TSU 18 Jeff Amundson vs. Mo. Southern (10/2/2004)
By OPP 21 Jarett Vito, Emporia State (11/4/1995)

Most TD Receptions

By TSU 4 Eric Holm vs. Lincoln (11/8/1980)

LONGEST PLAYS**Longest Rush**

By TSU 92 Steve Powell vs. Missouri S&T (11/13/1976)
92 Steve Powell vs. Kentucky St. (9/17/1997)
By OPP 98 Stefan Logan, South Dakota (9/3/2005)

Longest Pass

By TSU 93 Eric Howe to Geoff Jensen vs. Washburn (11/4/2000)
By OPP 98 Mark Smith to Harrison Kush, Pittsburg State (10/13/2007)

Longest Kick Return

By TSU 100 Tremaine Millender vs. SW Baptist (9/7/2013)
100 Jason Douglas vs. Pittsburg State (11/2/2002)
100 Larry Jones vs. Southeast Missouri (10/16/1971)
100 Lloyd Weise vs. Wisconsin-LaCrosse (10/7/1967)
By OPP 100 Kerry Byers, Missouri Southern (11/15/1999)

Total Offensive Plays

By TSU 76 Dusty Burk vs. Northwest Missouri (10/26/2002)
76 Chris Hegg vs. Central State (11/9/1985)

Total Offensive Yards

By TSU 516 Matt Ticich vs. Upper Iowa (9/8/2007)

Points Scored

By TSU 36 Jarrett Anderson vs. Emporia State (11/9/1996)

Extra Points by Kicking

By TSU 9 Dave Austinson vs. Lincoln (11/6/1982)
9 Dave Austinson vs. Northwest Missouri (10/23/1982)
9 Derek Koon vs. NW Oklahoma St. (9/15/2012)
9 Scott Rudel vs. Missouri S&T (9/16/1995)

Field Goals Made

By TSU 4 Dave Austinson vs. Nebraska-Omaha (9/4/1982)
4 Scott Bresaw vs. Mo. Southern (9/29/1990)
4 Mark Kamphoefner vs. Washburn (9/27/2003)
4 Mickey Masucci vs. Emporia State (10/27/2007)
4 Brad Schrader vs. Southeast Missouri (10/8/1983)

Most Punts

By TSU 11 Eric Phillips vs. Northwest Missouri (9/26/2009)

Most Punt Returns

By TSU 6 Jason Douglas vs. Mo. Southern (10/11/2003)
6 Randall Mercer vs. Missouri S&T (9/25/1999)

Most Kick Returns

By TSU 10 Phil Kenney vs. Mo. Southern (11/3/2007)

Most Interceptions

By TSU 5 Gary Evans vs. Missouri S&T (10/18/1975)

Most Tackles

By TSU 24 Kurt Henriksen vs. Emporia State (10/3/1998)

OPP Records since 1978

Longest Punt Return

By TSU 84 Tony Gerke vs. Lincoln (10/14/1989)
By OPP 98 Vince Buck, Central State (10/7/1989)

Longest Punt

By TSU 88 Mike Miletich vs. Central Missouri (10/22/1988)
By OPP 76 Bill Moats, South Dakota (9/9/1978)

Longest Field Goal

By TSU 53 Mark Kamphoefner vs. Mo. Southern (10/1/2005)
By OPP 57 Wayne Boyer, Missouri State (9/14/1996)

Longest Interception Return

By TSU 98 Eric Sternberg vs. Southwest Baptist (10/6/2007)
By OPP 99 Luke Lokanc, Winona State (9/4/2004)

Longest Fumble Return

By TSU 93 Derek Rodriguez vs. Nebraska-Omaha (10/4/2008)
By OPP 100 Robert Spinks, Mo. Southern (10/2/2004)



GAME RECORDS:

Top 20

RUSHING YARDS

1.	306	Anderson, Jarrett.....	Emporia St.	Nov. 9, 1996
	306	Mills, Dale.....	Missouri S&T	Nov. 12, 1960
3.	296	Richardson, Mike.....	Pittsburg State	Oct. 6, 1962
4.	280	Guthrie, Chad.....	Northwest Missouri	Oct. 19, 1991
5.	273	Anderson, Jarrett.....	Washburn	Sept. 28, 1996
6.	256	Harris, Mike.....	Central Missouri	Oct. 28, 1978
7.	252	Guthrie, Chad.....	Missouri Western	Nov. 2, 1991
8.	247	Esau, Roketi.....	Lincoln	Oct. 17, 1987
	247	Powell, Steve.....	Missouri Western	Sept. 28, 1974
10.	238	Anderson, Jarrett.....	Missouri Western	Oct. 21, 1995
11.	236	Powell, Steve.....	Missouri State	Oct. 15, 1977
12.	232	Anderson, Jarrett.....	Southwest Baptist	Nov. 16, 1996
	232	Anderson, Jarrett.....	Central Missouri	Oct. 19, 1996
	232	Harris, Mike.....	Lincoln	Nov. 18, 1978
15.	230	Washington, Sharron.....	Northwest Missouri	Oct. 30, 1965
16.	228	Anderson, Jarrett.....	Central Missouri	Oct. 14, 1995
17.	213	Guthrie, Chad.....	Southwest Baptist	Oct. 3, 1992
18.	208	Dattilo, Jim.....	Murray State	Nov. 16, 1963
19.	205	Anderson, Jarrett.....	Missouri S&T	Sept. 21, 1996
20.	204	Levenson, Jerard.....	at Washburn	Sept 27, 2003

RECEPTION YARDS (Catches)

1.	248 (10)	Berentes, Mike.....	Missouri State	Nov. 7, 1970
2.	220 (12)	Busby, John.....	Eastern Illinois	Sept. 7, 1985
3.	213 (11)	Evans, Russell.....	Missouri S&T	Nov. 8, 1986
4.	212 (10)	Jensen, Geoff.....	Missouri Western	Nov 16, 2002
5.	188 (14)	Amundson, Jeff.....	Northwest Missouri	Oct 23, 2004
6.	182 (13)	Tisdale, Larry.....	Central State	Nov. 9, 1985
7.	180 (9)	Corbin, Randy.....	Missouri Southern	Sept. 29, 1990
8.	179 (8)	Evans, Russell.....	Eastern Illinois	Sept. 6, 1986
	179 (9)	Pugh, Alfonso.....	at Missouri Western	Oct 14, 2000
10.	178 (11)	Grier, Dallas.....	at Nebraska-Kearney	Oct 06, 2012
11.	175 (18)	Amundson, Jeff.....	Missouri Southern	Oct 02, 2004
12.	170 (7)	Emokpae, Vanness.....	Upper Iowa	Sep 08, 2007
13.	159 (9)	Walton, James.....	at Missouri-Rolla	Oct 30, 2004
14.	157 (8)	Blakley, Andrew.....	Emporia St. U. (Kan)	Sep 15, 2001
15.	156 (8)	Grier, Dallas.....	NW Oklahoma St.	Sep 15, 2012
16.	145 (12)	Blakley, Andrew.....	at Drake	Sep 07, 2002
	145 (9)	Brown, Anthony.....	at Emporia State	Oct 29, 2011
18.	142 (10)	Blakley, Andrew.....	at Illinois State Univ.	Sep 02, 1999
19.	138 (5)	Jensen, Geoff.....	Northern Michigan	Sep 02, 2000
20.	135 (9)	Brown, Anthony.....	at Missouri Southern	Oct 15, 2011

TOTAL OFFENSE

1.	516	Ticich, Matt.....	Upper Iowa	Sep 08, 2007
2.	456	Czeschin, Jake.....	Northwest Missouri	Oct 23, 2004
3.	443	Czeschin, Jake.....	at Missouri-Rolla	Oct 30, 2004
	443	Hegg, Chris.....	Central State	Nov. 9, 1985
5.	421	Hegg, Chris.....	Northern Iowa	Nov. 23, 1985
6.	412	Livingstone, Chris.....	Emporia State	Sept. 28, 1991
7.	411	Burk, Dusty.....	at Drake	Sep 07, 2002
	411	Cummings, Don.....	Missouri State	Nov. 7, 1970
	411	Ticich, Matt.....	at Pittsburg State	Oct 28, 2006
10.	399	Ticich, Matt.....	Fort Hays State	Sep 29, 2007
11.	398	Ticich, Matt.....	Central Missouri	Sep 13, 2008
12.	391	Heidmann, Matt.....	Eastern Illinois	Sept. 6, 1986
13.	383	Schottel, Conrad.....	Fort Hays St.	Sep 29, 2012
14.	382	Thompson, Steven.....	Missouri Western	Nov. 12, 1994
15.	378	Burk, Dusty.....	at Missouri Southern	Oct 19, 2002
	378	Hayes, Tom.....	Minnesota State	Nov. 20, 1982
17.	377	Czeschin, Jake.....	Southwest Baptist	Nov 06, 2004
18.	376	Burk, Dusty.....	Quincy Univ. Hawks	Sep 14, 2002
	376	Howe, Eric.....	at Northwest Mo. St.	Oct 02, 1999
20.	375	Howe, Eric.....	Emporia State	Oct 30, 1999
	375	Hegg, Chris.....	Missouri S&T	Oct. 13, 1984

PASSING YARDS

1.	493	Ticich, Matt.....	Upper Iowa	Sep 08, 2007
2.	479	Czeschin, Jake.....	Northwest Missouri	Oct 23, 2004
3.	447	Hegg, Chris.....	Central State	Nov. 9, 1985
4.	441	Czeschin, Jake.....	at Missouri-Rolla	Oct 30, 2004
5.	434	Cummings, Don.....	Missouri State	Nov. 7, 1970
6.	429	Hegg, Chris.....	Northern Iowa	Nov. 23, 1985
7.	419	Heidmann, Matt.....	Eastern Illinois	Sept. 6, 1986
8.	415	Livingstone, Chris.....	Emporia State	Sept. 28, 1991
9.	394	Howe, Eric.....	Emporia State	Oct 30, 1999
	394	Howe, Eric.....	Emporia State	Oct. 30, 1999
11.	384	Schottel, Conrad.....	Fort Hays St.	Sep 29, 2012
12.	380	Czeschin, Jake.....	Southwest Baptist	Nov 06, 2004
13.	379	Ticich, Matt.....	Central Missouri	Sep 13, 2008
14.	374	Czeschin, Jake.....	Missouri Southern	Oct 02, 2004
	374	Ticich, Matt.....	Fort Hays State	Sep 29, 2007
16.	369	Howe, Eric.....	Washburn University	Nov 04, 2000
	369	Howe, Eric.....	at Missouri Western	Oct 14, 2000
18.	353	Howe, Eric.....	at Northwest Mo. St.	Oct 02, 1999
19.	335	Howe, Eric.....	at Missouri Western	Nov 10, 2001
20.	334	Howe, Eric.....	at Missouri Southern	Oct 23, 1999

RECEPTIONS (Yards)

1.	18 (175)	Amundson, Jeff.....	Missouri Southern	Oct 02, 2004
2.	16 (159)	Busby, John.....	Missouri S&T	Oct. 13, 1984
3.	14 (188)	Amundson, Jeff.....	Northwest Missouri	Oct 23, 2004
	14 (156)	Isaia, Gary.....	West Texas State	Sept. 10, 1988
5.	13 (133)	Blakley, Andrew.....	Missouri Western	Nov. 10, 2001
	13 (68)	Blakley, Andrew.....	Northwest Missouri	Oct 26, 2002
	13 (116)	Blakley, Andrew.....	Missouri S&T	Sep 28, 2002
	13 (138)	Evans, Russell.....	Central Missouri	Oct. 25, 1986
	13 (160)	Otte, Rich.....	Northwest Missouri	Oct. 24, 1981
	13 (182)	Tisdale, Larry.....	Central State	Nov. 9, 1985



SINGLE-GAME RECORDS**TEAM****Most Yards Rushing**

By TSU 526 vs. Missouri S&T (11/12/1960)
By OPP 505 Missouri State (10/5/1985)

Most Rushing Attempts

By TSU 75 vs. Missouri Western (11/2/1991)
By OPP 84, Missouri Western (9/14/1985)

Most Rushing Touchdowns

By TSU 8 vs. Missouri S&T (11/12/1960)
8 vs. Missouri S&T (9/16/1995)

Most Passing Yards

By TSU 536 vs. Upper Iowa (9/8/2007)
By OPP 477 Eastern Illinois (9/15/1984)

Most Passing Attempts

By TSU 71 vs. Central State (11/9/1985)
By OPP 74 Southwest Baptist (10/6/2007)

Most Passing Completions

By TSU 41 vs. Mo. Southern (10/2/2004)
By OPP 44 Southwest Baptist (10/6/2007)

Most Passing Touchdowns

By TSU 6 vs. Missouri S&T (10/30/2004)

Most Receiving Yards

By TSU 248 Mike Berentes vs. Missouri St. (11/7/1970)
By OPP 281 Chris Samp, Winona State (9/6/2003)

Most Receptions

By TSU 18 Jeff Amundson vs. Mo. Southern (10/2/2004)
By OPP 21 Jarett Vito, Emporia State (11/4/1995)

Total Offense

By TSU 676 TEAM vs. Minnesota State (11/20/1982)
By OPP 746 TEAM, South Dakota (9/3/2005)

Points Scored

By TSU 92 vs. Northwest Missouri (11/30/1916)
By OPP 96, Saint Louis University (9/28/1945)

OPP Records since 1978

LAST TIME IT HAPPENED**RUSHING****Player Rushed for 100 Yards**

By TSU 158, Garrett White vs. Kentucky Wesleyan (11/2/2013)
By OPP 164, Evan Ressler, William Penn (9/21/2013)

Player Rushed for 200 Yards

By TSU 204, Jerard Levenson at Washburn (9/27/2003)
By OPP 204, Andre Smith, Fort Hays St. (9/10/2011)

Player Rushed 30 Times

By TSU 48, Jerard Levenson at Washburn (9/27/2003)
By OPP 30, Evan Ressler, William Penn (9/21/2013)

Rushed for 3 Touchdowns or more

By TSU 3, Garrett White vs. Kentucky Wesleyan (11/2/2013)
By OPP 3, Dozie Iwuagwa, Emporia State (10/20/2012)

50 Yard Rush or Longer

By TSU 57, Garrett White vs. Kentucky Wesleyan (11/2/2013)
By OPP 79, Denodus O'Bryant, Lindenwood (11/10/2012)

70 Yard Rush or Longer

By TSU 79, Garrett White vs. Missouri S&T (10/26/2013)
By OPP 79, Denodus O'Bryant, Lindenwood (11/10/2012)

80 Yard Rush or Longer

By TSU 80, Garrett White vs. William Penn (9/21/2013)
By OPP 83, Andre Smith, Fort Hays St. (9/10/2011)

PASSING**Player Passed for 400 Yards**

By TSU 493, Matt Ticich vs. Upper Iowa (9/8/2007)
By OPP 448, Willie Tindal, SW Baptist (9/7/2013)

Player Completed 25 Passes

By TSU 25, Conrad Schottel vs. Saint Joseph's (11/9/2013)
By OPP 28, Hayden Hawk, Central Missouri (9/28/2013)

Player Attempted 40 Passes

By TSU 52, Conrad Schottel vs. Saint Joseph's (11/9/2013)
By OPP 42, Willie Tindal, SW Baptist (9/7/2013)

Player Passed for 4 or more Touchdowns

By TSU 4, Conrad Schottel vs. Fort Hays State (9/29/2012)
By OPP 4, Tommy Corwin, Central Missouri (9/24/2011)

Player Passed for 5 or more Touchdowns

By TSU 5, Matt Ticich vs. Missouri Western (11/10/2007)
By OPP 5, John Teigland, Nebraska-Omaha (11/13/2010)

RECEIVING**Player Caught 10 or more Passes**

By TSU 10, Dallas Grier vs. Saint Joseph's (11/9/2013)
By OPP 13, Derwyn Lauderdale, SW Baptist (9/7/2013)

Player Gained 150 Yards Receiving

By TSU 178, Dallas Grier vs. Nebraska-Kearney (10/6/2012)
By OPP 150, Jeff Ward, Kentucky Wesleyan (11/2/2013)

Player Made Three Touchdown Receptions

By TSU 3, Geoff Jensen vs. Missouri Western (11/16/2002)
By OPP 3, Dewayne Gatti, McKendree (10/19/2013)

Player Caught 50-Yard Pass or Longer

By TSU 58, Garrett White vs. Lindenwood (11/10/2012)
By OPP 61, Brandan Green, Grand Valley St. (9/14/2013)

Player Caught 80-Yard Pass or Longer

By TSU 89, Alfonso Pugh vs. Quincy (9/14/2002)
By OPP 81, Shjuan Richardson, Emporia State (10/20/2012)



SINGLE-GAME RECORDS**SPECIAL TEAMS****Player Accumulated 100 Yards or More Punt Returns**

By TSU 123, Alfonso Pugh vs. Quincy (9/14/2002) (4)
By OPP 106, Cedric Houston, Missouri Western (10/10/2009) (3)

Player Returned Punt For A Touchdown

By TSU 48, Albert Coker vs. Emporia State (10/24/2009)
By OPP 62 Cedric Houston, Missouri Western (10/10/2009)

Player Returned Kickoff For A Touchdown

By TSU 100, Tremaine Millender vs. SW Baptist (9/7/2013)
By OPP 95, Keelan Cole, Kentucky Wesleyan (11/2/2013)

Player Scored a Touchdown on a Blocked Punt

By TSU Tremaine Millender vs. William Jewell (10/12/2013)
By OPP Taylor Beitler, Emporia State (10/23/2010)

Player Blocked Punt (No Touchdown)

By TSU Justin Corcoran vs. William Jewell (10/12/2013)
By OPP Cody Matthewson, Northwest Missouri (9/1/2011)

Player Blocked Field Goal

By TSU Ryan Ploesser vs. Southwest Baptist (9/4/2010) PAT
By TSU James Thabuteau vs. Southwest Baptist (10/6/2007) FG
By OPP Dex Schwieger, Nebraska-Kearney (10/6/2012) FG

KICKING**Player Kicked Four or More Field Goals**

By TSU 4, Mickey Masucci vs. Emporia State (10/27/2007)
By OPP 4, Terry Godfrey, South Dakota (9/8/1984)

Player Kicked 50-Yard or Longer Field Goal

By TSU 53, Mark Kamphoefner vs. Mo. Southern (10/1/2005)
By OPP 50, Dustin Strickler, Missouri Western (11/8/2008)

Player had a 70+ Yard Punt

By TSU 74, Jacob Lamp vs. Missouri S&T (10/26/2013)
By OPP 74, Andrew Gassen, Mo. Southern (10/17/2009)

DEFENSE**Player Made 15 or More Tackles**

By TSU 20, Richie Schumacher vs. Pittsburg State (10/27/2012)
By OPP 17, Ben Carlson, Emporia State (10/20/2012)

Player Made 3 or More Interceptions

By TSU 3, Michael Elliott vs. Southwest Baptist (8/30/2012)
By OPP 3, Jordan Chapman, Mo. Southern (10/1/2005)

Player Returned Interception for Touchdown

BY TSU Michael Elliott vs. Central Missouri (9/20/2012) 15yds
BY OPP Devon Connors, Washburn (10/13/2012) 36 yds

Player Recovered/Returned Fumble for Touchdown

By TSU Nic Abbate vs. Southwest Baptist (11/12/2011) 0 yds
By OPP Nick DiMarco, William Penn (9/21/2013) 15 yds

Player Scored A Safety

By TSU TEAM vs. SW Baptist (9/7/2013)
By OPP TEAM, Cental Missouri (9/28/2013)

TEAM**Surpassed 600 Yards of Total Offense**

By TSU 615 vs. Lincoln (11/5/2011)
By OPP 616, Emporia State (10/20/2012)

Surpassed 500 Yards of Total Offense

By TSU 515 vs. Northwestern Oklahoma St. (9/15/2012)
By OPP 565, Grand Valley State (9/14/2013)

Rushed For 300 Yards

By TSU 303, vs. Kentucky Wesleyan (11/2/2013)
By OPP 408, William Penn (9/21/2013)

Passed for 400 Yards

By TSU 405 vs. Central Missouri (9/13/2008)
By OPP 475, SW Baptist (9/7/2013)

Recorded A Shutout

By TSU vs. Quincy (10/5/2013) 33-0
By OPP Nebraska-Omaha (9/12/2009) 38-0
Bulldogs have recorded 173 shutouts while they have been shutout 92 times.

Scored 50 Points

By TSU 63 vs. Northwestern Oklahoma State (9/15/2012)
By OPP 52, Emporia State (10/20/2012)

Failed to Rush for 100 Yards

By TSU 64, vs. Lindenwood (11/10/2012)
By OPP 99, Saint Joseph's (11/9/2013)

Failed to Pass for 100 Yards

By TSU 69 vs. Saint Joseph's (11/9/2013)
By OPP 64, William Jewell (10/12/2013)

Failed to Gain 100 Yards of Total Offense

By TSU 92 vs. Northwest Missouri (9/26/2009)
By OPP 50, Quincy (9/8/2001)

Overtime Games (6) 4-2 Record:

Last vs. Emporia State (10/29/2009) Lost 30-24



ALL-CONFERENCE (Year-by-Year)

1924 (2/0/0)

James Sreeter B 1st Team
Stanley Barker OL/DL 1st Team

1925 (2/0/0)

Harry Stroup OL/DL 1st Team
James Streeter B 1st Team

1926 (4/0/0)

Don Vail OL/DL 1st Team
Levi Craig B 1st Team
Orval Craig E 1st Team
Stanley Barker OL/DL 1st Team

1927 (5/0/0)

Chauncey Simpson B 1st Team
James Chevalier E 1st Team
Levi Craig B 1st Team
Wayne McKanna OL/DL 1st Team
Wirt Downing OL/DL 1st Team

1928 (5/0/0)

Harold Protiva B 1st Team
James Streeter B 1st Team
Orval Craig E 1st Team
Trusten McArtor OL/DL 1st Team
Winston Baltzel OL/DL 1st Team

1929 (3/0/0)

Frank Bigsby E 1st Team
Harold Protiva B 1st Team
Wyman Henry E 1st Team

1930 (4/0/0)

Carroll Cochran OL/DL 1st Team
Earl Hatcher B 1st Team
Morris Hammond B 1st Team
Trusten McArtor OL/DL 1st Team

1931 (4/0/0)

Arnold Embree B 1st Team
Earl Hatcher B 1st Team
Jack Robinson OL/DL 1st Team
Trusten McArtor OL/DL 1st Team

1932 (4/0/0)

Arnold Embree B 1st Team
Guy Curtright OL/DL 1st Team
Robert Doyle E 1st Team
Willie Barton OL/DL 1st Team

1933 (5/0/0)

Arnold Embree B 1st Team
Guy Curtright OL/DL 1st Team
Jack Robinson OL/DL 1st Team
Martin Rhode B 1st Team
Robert Doyle E 1st Team

1934 (5/0/0)

Arnold Embree B 1st Team
Carl Noble OL/DL 1st Team
Jack Robinson OL/DL 1st Team
Martin Rhode B 1st Team
Robert Doyle E 1st Team

1935 (5/0/0)

Carl Noble OL/DL 1st Team
Del Maddox E 1st Team
Leslie Post B 1st Team
Ralph Alexander B 1st Team
Ralph Cavanah B 1st Team

1936 (4/0/0)

Forrest Schwengel E 1st Team
Leslie Post B 1st Team
Ralph Alexander B 1st Team
Ralph Cavanah B 1st Team

1937 (2/0/0)

Louis Miller B 1st Team
Tom Sheehey E 1st Team

1941 (4/0/0)

Kenneth Gardner OL/DL 1st Team

1946 (2/0/0)

Darrell Gourley B 1st Team
Kenneth Gardner OL/DL 1st Team

1947 (2/0/0)

Joe Asperger B 1st Team

1951 (4/0/0)

Ed Bender B 1st Team
Guy Burton B 1st Team
Ken Rehg B 1st Team
LaVerne Dabney OL/DL 1st Team

1952 (2/0/0)

Ed Bender B 1st Team
LaVerne Dabney OL/DL 1st Team

1953 (3/0/0)

Bill Peterson E 1st Team
Mel Loncaric OL/DL 1st Team
Ray Mach B 1st Team

1954 (4/0/0)

Bill Bowles OL/DL 1st Team
Glendle Pickering E 1st Team
Mel Loncaric OL/DL 1st Team
O.D. Austin B 1st Team

1955 (1/0/0)

Jim Rash B 1st Team

1956 (1/0/0)

Jack Perrin B 1st Team

1957 (1/0/0)

Jack Hammock E 1st Team

1958 (3/0/0)

Bob Haller OL/DL 1st Team
Dale Mills B 1st Team
Jack Hammock E 1st Team

1959 (2/0/0)

Dale Mills B 1st Team
R.E. Potts OL 2nd Team

1960 (2/3/0)

Dale Mills B 1st Team
Jack Ball B 1st Team
Jim Blacklock OL/DL 1st Team
Daryl Danner OL 2nd Team
Wayne O'Neal RB 2nd Team

1961 (5/4/0)

Dale Mills B 1st Team
Dave Grant OL/DL 1st Team
Jack Ball B 1st Team
Milt McPike E 1st Team
Pat Claywell OL 1st Team
Ron Stark OL/DL 1st Team
Ted Michael DB 2nd Team
Allen Church DL 2nd Team
Fred Lyles DL 2nd Team
Joseph Minton DB 2nd Team

1962 (5/3/0)

Dave Grant OL/DL 1st Team
Dick Brownlee OL/DL 1st Team
Janks Morton E 1st Team
Joe Minton B 1st Team
Mike Richardson B 1st Team
Randy Jones DL 2nd Team
Fred Lyles DL 2nd Team
George Grimshaw DB 2nd Team

1963 (3/1/0)

Dave Grant OL/DL 1st Team
Mike Richardson B 1st Team
Randy Jones E 1st Team
Ted Michael DB 2nd Team

1964 (3/4/0)

Dave Grant OL/DL 1st Team
Mike Richardson B 1st Team
Rich Rhodes E 1st Team
Dave Martin DB 2nd Team
John Chargois OL 2nd Team
John Kennedy OL 2nd Team
Sharron Washington DB 2nd Team

1965 (8/5/3)

Clifton Ray DB 1st Team
Don Rowdon DB 1st Team
John Kennedy OL/DL 1st Team
John Newcomb TE 1st Team
Mike Richardson DB 1st Team
Rich Grozynski QB 1st Team
Rich Rhodes OL/DL 1st Team
Sharron Washington RB 1st Team
Bill Seman DL 2nd Team
Herb Holler OL 2nd Team
Larry Johnson DL 2nd Team
Maurice Minervini DB 2nd Team
Ron Villars FB 2nd Team
Bill Hammock DL Hon. Mention
Bruce Craddock OL Hon. Mention
Jim Young OL Hon. Mention



ALL-CONFERENCE (Year-by-Year)

1966 (3/0/0)

Bill Seman	DL	1st Team
Larry Johnson	DL	1st Team
Sharron Washington	HB	1st Team

1967 (3/5/0)

Jerry Meyer	DB	1st Team
John Newcomb	TE	1st Team
Ken Bebemeyer	DL	1st Team
Frank Wagner	OL	Hon. Mention
James Farrell	OL	Hon. Mention
Mike Bielic	OL	Hon. Mention
Richard Reeves	OL	Hon. Mention
Rick Gorzynski	DB	Hon. Mention

1968 (5/3/0)

Frank Wagner	DL	1st Team
Jerry Lybarger	LB	1st Team
Jerry Meyer	DB	1st Team
John Bringer	OL	1st Team
John Suell	DL	1st Team
Charles Blakley	WR	Hon. Mention
Ronald Lillquist	OL	Hon. Mention
Steve Garrett	DE	Hon. Mention

1969 (6/0/0)

Aubrey Johnson	LB	1st Team
Charles Blakley	WR	1st Team
Don Cummings	QB	1st Team
Frank Wagner	DL	1st Team
John Suell	DL	1st Team
Ken Bebemeyer	DL	1st Team

1970 (5/2/6)

Mike Berentes	WR	1st Team
Aubrey Johnson	LB	1st Team
Don Cummings	QB	1st Team
Tom Geredine	TE	1st Team
Ken Bebemeyer	DL	1st Team
Gary Lacey	OL	2nd Team
Greg Skinner	DT	2nd Team
Bill Dennis	DL	Hon. Mention
Charles Blakley	WR	Hon. Mention
Charles Brown	DB	Hon. Mention
Craig O'Sadnick	LB	Hon. Mention
Lenvil Elliott	RB	Hon. Mention
Pete Robertson	RB	Hon. Mention

1971 (4/4/10)

Tom Geredine	TE	1st Team
Bob Gibson	QB	1st Team
Craig O'Sadnick	LB	1st Team
Dave Waterkotte	DT	1st Team
Al Fulton	DL	2nd Team
Lenvil Elliott	RB	2nd Team
Mike Dahlberg	DB	2nd Team
Nate Derrell	DB	2nd Team
Pete Robertson	FB	Hon. Mention
Randy Ball	OL	Hon. Mention
Randy Dawson	DB	Hon. Mention
Warren Whitis	DB	Hon. Mention
Dale Gildehaus	OL	Hon. Mention
Dennis Baldwin	OL	Hon. Mention
Greg Erson	OL	Hon. Mention
Jim Gephardt	DL	Hon. Mention
Ken Powers	LB	Hon. Mention
Larry Jones	WR	Hon. Mention

1972 (6/2/3)

Al Fulton	DL	1st Team
Craig O'Sadnick	LB	1st Team
Dale Gildehaus	OL	1st Team
Tom Geredine	TE	1st Team
Warren Whitis	DL	1st Team
Lenvil Elliott	RB	1st Team
Randy Ball	OL	2nd Team
Dave Waterkotte	DL	2nd Team
Dave Fleer	OL	Hon. Mention
Nate Derrell	DB	Hon. Mention
Steve Franklin	DL	Hon. Mention

1973 (1/4/8)

Dave Waterkotte	DL	1st Team
Larry Jones	WR	2nd Team
Marvin Robinson	RB	2nd Team
Harold James	LB	2nd Team
Warren Whitis	DL	2nd Team
Kent Sincox	OL	Hon. Mention
Dave Fleer	OL	Hon. Mention
Dennis Baldwin	OL	Hon. Mention
Gary Doss	DB	Hon. Mention
Mike McClintock	TE	Hon. Mention
Rodney O'Bryan	LB	Hon. Mention
Tom Hayes	FB	Hon. Mention
Tom Roberts	DL	Hon. Mention

1974 (0/1/6)

Dave Diehl	OL	2nd Team
Bob Robinson	DB	Hon. Mention
Joe Ream	WR	Hon. Mention
Marti Rave	LB	Hon. Mention
Mike Curran	OL	Hon. Mention
Paul Meyer	DL	Hon. Mention
Wayne Chamberlain	DL	Hon. Mention

1975 (3/3/5)

Gary Evans	DB	1st Team
Greg Morton	TE	1st Team
Lloyd Henry	WR	1st Team
Marti Rave	LB	2nd Team
Pete Grathwohl	DL	2nd Team
Tony Ippolito	DL	2nd Team
Roland Mangold	OL	Hon. Mention
Steve Ernst	DB	Hon. Mention
Steve Rampy	QB	Hon. Mention
Tony Grosso	RB	Hon. Mention
Dave Diehl	DL	Hon. Mention

1976 (9/3/5)

Lloyd Henry	WR	1st Team
Mark Sobol	DL	1st Team
Marti Rave	LB	1st Team
Darrell Buffington	OL	1st Team
Fred Haeger	OL	1st Team
Mike Laususe	DB	1st Team
Pete Grathwohl	DL	1st Team
Steve Powell	RB	1st Team
Steve Rampy	QB	1st Team
Bob Robinson	DB	2nd Team
Steve Ernst	DB	2nd Team
Tony Ippolito	DL	2nd Team
Garry Geisz	LB	Hon. Mention
Keith Meadows	RB	Hon. Mention
Kent Fensom	P/K	Hon. Mention
Mike Laususe	WR	Hon. Mention
Tony Grosso	RB	Hon. Mention

1977 (8/5/1)

Darrell Buffington	OL	1st Team
Gary Wolke	OL	1st Team
John Mulchrone	OL	1st Team
Leonard Fagan	DB	1st Team
Steve Powell	RB	1st Team
Pete Grathwohl	DL	1st Team
Mark Sobol	DL	1st Team
Marti Rave	LB	1st Team
Lloyd Henry	WR	2nd Team
Erza Thompson	TE	2nd Team
Mike Harris	RB	2nd Team
Stan Hughes	DB	2nd Team
Steve Rampy	QB	2nd Team
Rick McReynolds	DL	Hon. Mention

1978 (8/2/3)

Darrell Buffington	OL	1st Team
Doug Kreighbaum	LB	1st Team
Ezra Thompson	TE	1st Team
Mark Sobol	DL	1st Team
Melvin Kennedy	DL	1st Team
Mike Harris	RB	1st Team
Pete Grathwohl	LB	1st Team
Roland Mangold	OL	1st Team
Rick McReynolds	DL	2nd Team
Tony Ippolito	DL	2nd Team
Mike Petricca	OL	Hon. Mention
Stan Hughes	DB	Hon. Mention
Keith Driscoll	LB	Hon. Mention

1979 (3/1/5)

Bob Fletcher	K/P	1st Team
Craig Patton	DB	1st Team
Doug Kreighbaum	LB	1st Team
Keith Driscoll	LB	2nd Team
Eric Holm	WR	Hon. Mention
Greg Himmelman	TE	Hon. Mention
Gregg Nesbitt	RB	Hon. Mention
Jon Walton	DB	Hon. Mention
Bob Theard	WR	Hon. Mention

1980 (1/1/8)

Eric Holm	WR	1st Team
Ligo Letuli	DL	2nd Team
Dan Shelby	LB	Hon. Mention
Darren Blair	DB	Hon. Mention
Elijah Lockhart	DL	Hon. Mention
Greg Himmelman	TE	Hon. Mention
Kevin Hayes	DB	Hon. Mention
Randy Besler	OL	Hon. Mention
Roy Pettibone	DL	Hon. Mention
Tim Gildehaus	DL	Hon. Mention

1981 (12/7/4)

Elijah Lockhart	DL	1st Team
Freddy Thompson	DB	1st Team
Greg Himmelman	TE	1st Team
John Homeyer	OL	1st Team
Jon Walton	DB	1st Team
Kevin Collins	OL	1st Team
Ligo Letuli	DL	1st Team
Mike Yancey	OL	1st Team
Paul Eckhoff	OL	1st Team
Rich Otte	WR	1st Team
Tim Gildehaus	DL	1st Team
Tom Hayes	QB	1st Team
Alec Meinke	OL	2nd Team
Brian Neubauer	OL	2nd Team



ALL-CONFERENCE (Year-by-Year)

Darren Blair	DB	2nd Team
Dave Austinson	K	2nd Team
Roy Pettibone	DL	2nd Team
Steve James	LB	2nd Team
Vernon Buckner	RB	2nd Team
Dave Bormann	P	Hon. Mention
Kelvin Cunningham	DB	Hon. Mention
Larry King	DL	Hon. Mention
Mitch Mulch	LB	Hon. Mention

1982 (11/7/4)

Dave Austinson	K/P	1st Team
Dave Bormann	K/P	1st Team
Brian Neubauer	OL	1st Team
Dan Shelby	LB	1st Team
Tim Gildehaus	DL	1st Team
Tom Hayes	QB	1st Team
Elijah Lockhart	DL	1st Team
Kelvin Cunningham	DB	1st Team
Kevin Collins	OL	1st Team
Paul Eckhoff	OL	1st Team
Rich Otte	WR	1st Team
Darren Blair	DB	2nd Team
Alec Meinke	OL	2nd Team
Freddy Thompson	DB	2nd Team
John Homeyer	OL	2nd Team
Ligo Letuli	DL	2nd Team
Mike Yancey	OL	2nd Team
Roy Pettibone	DL	2nd Team
Mark Egofske	WR	Hon. Mention
Dave Paxson	DL	Hon. Mention
Don Faaiuasao	DL	Hon. Mention
Roosevelt Goliday	DB	Hon. Mention

1983 (5/5/4)

Mark McLeod	DL	1st Team
Mike Yancey	OL	1st Team
Rich Otte	WR	1st Team
Roosevelt Goliday	DB	1st Team
Tom Hayes	QB	1st Team
Art Addison	RB	2nd Team
Paul Eckhoff	OL	2nd Team
Dave Paxson	DL	2nd Team
Demetrious Mosley	OL	2nd Team
Mark Egofske	WR	2nd Team
Brian McGovern	TE	Hon. Mention
Dave Waddell	DL	Hon. Mention
Don Morris	DB	Hon. Mention
Roydon Richards	LB	Hon. Mention

1984 (5/4/4)

John Busby	WR	1st Team
Scott Cummings	OL	1st Team
Trent Cuthbert	DB	1st Team
Brian Neubauer	OL	1st Team
Dave Waddell	DL	1st Team
Andre Gillespie	RB	2nd Team
Chris Hegg	QB	2nd Team
Dave Kramer	DB	2nd Team
Don Morris	DB	2nd Team
Larry Tisdale	WR	Hon. Mention
Roydon Richards	LB	Hon. Mention
Tim Stull	LB	Hon. Mention
Dan Schulze	OL	Hon. Mention

1985 (7/4/6)

Tim Bauer	DL	1st Team
Andre Gillespie	RB	1st Team
Chris Hegg	QB	1st Team
Larry Tisdale	WR	1st Team
Pat Fine	DB	1st Team
Pete Simpson	OL	1st Team
Demetrious Mosley	OL	1st Team
Ernie Myerson	DL	2nd Team
Kevin Urbatsch	OL	2nd Team
Roydon Richards	LB	2nd Team
Scott Griffith	LB	2nd Team
Chuck Clemens	TE	Hon. Mention
Dallas Duwa	DB	Hon. Mention
Dave Kramer	DB	Hon. Mention
John Busby	WR	Hon. Mention
Kevin Gorgal	OL	Hon. Mention
Russell Evans	WR	Hon. Mention

1986 (4/6/4)

Jim Burchett	OL	1st Team
Matu'u Matuu	DL	1st Team
Roketi Esau	RB	1st Team
Russell Evans	WR	1st Team
Ed Stowe	WR	2nd Team
Ernie Myerson	DL	2nd Team
Kevin Gorgal	OL	2nd Team
Kevin Urbatsch	OL	2nd Team
Matt Heidmann	QB	2nd Team
Pete Simpson	OL	2nd Team
Scott Griffith	LB	Hon. Mention
Dave Kramer	DB	Hon. Mention
Mike Bellers	LB	Hon. Mention
Pat Fine	DB	Hon. Mention

1987 (6/5/4)

Jim Burchett	OL	1st Team
Roketi Esau	RB	1st Team
Mike Bellers	LB	1st Team
Bill Morris	WR	1st Team
Kevin Urbatsch	OL	1st Team
Ernie Myerson	DE	1st Team
Kevin Gorgal	OL	2nd Team
Rick Ruff	LB	2nd Team
David Friese	DL	2nd Team
Ed Stowe	WR	2nd Team
Gerald Stovall	DB	2nd Team
John Douglas	WR	Hon. Mention
Matt Heidmann	QB	Hon. Mention
Chris Cannon	DL	Hon. Mention
Dave Inness	DL	Hon. Mention

1988 (7/5/4)

Jim Burchett	OL	1st Team
James McCoy	RB	1st Team
Bill Strickler	DB	1st Team
Chris Cannon	DL	1st Team
Ricky Ruff	LB	1st Team
Gary Isaia	TE	1st Team
Gary Neubauer	DL	1st Team
Dan Clevidence	DL	2nd Team
David Friese	OL	2nd Team
Jeff Frost	QB	2nd Team
Marc Barson	DB	2nd Team
Scott Hibner	DL	2nd Team
Greg Rideout	DB	Hon. Mention
Pat Grimshaw	RB	Hon. Mention
Benny Pardue	WR	Hon. Mention
Dave Inness	WR	Hon. Mention

1989 (0/3/2/2)

Benny Pardue	WR	2nd Team
David Friese	OL	2nd Team
Scott Bresaw	K	2nd Team
Bill Strickler	DB	3rd Team
James McCoy	WR	3rd Team
Chris Cannon	DL	Hon. Mention
Jeff Frost	QB	Hon. Mention

1990 (5/3/4/3)

Scott Bresaw	K/P	1st Team
Chris Cannon	DL	1st Team
Owen Doak	OL	1st Team
Jeff Frost	QB	1st Team
Fontaine Walker	TE	1st Team
Kipp Chillag	DL	2nd Team
Randy Corbin	WR	2nd Team
Chad Guthrie	RB	2nd Team
Dan Clevidence	DB	3rd Team
Dave Quentin	OL	3rd Team
Greg Rideout	DB	3rd Team
Lynn Mergen	LB	3rd Team
Robbie Flanagan	LB	Hon. Mention
Walt Jones	RB	Hon. Mention
Bill Strickler	DB	Hon. Mention

1991 (2/0/7/0)

Chad Guthrie	RB	1st Team
Fontaine Walker	TE	1st Team
Chris Livingstone	QB	3rd Team
Dave Quentin	OL	3rd Team
Geoff Hiddleston	DL	3rd Team
Greg Godi	LB	3rd Team
Mike Roos	DL	3rd Team
Randy Corbin	WR	3rd Team
Robbie Flanagan	LB	3rd Team

1992 (3/3/2/0)

K.C. Conway	K/P	1st Team
Matt McKnight	OL	1st Team
Robert Merriman	DB	1st Team
Chad Guthrie	RB	2nd Team
Fontaine Walker	WR	2nd Team
Mike Roos	DL	2nd Team
Marcus McCoy	WR	3rd Team
Scott Roberts	OL	3rd Team

1993 (2/2/1)

Meko Miller	DB	1st Team
Mike Roos	DL	1st Team
Jarrett Anderson	RB	2nd Team
Scott Hull	OL	2nd Team
Scott Rudel	K	Hon. Mention

1994 (4/3/5)

Jarrett Anderson	RB	1st Team
Paul Grutter	LB	1st Team
Scott Hull	OL	1st Team
Steve Thompson	QB	1st Team
Eddie Garrett	DB	2nd Team
Matt Bramon	WR	2nd Team
Matt Copeland	TE	2nd Team
Meko Miller	DB	Hon. Mention
Nick Della Vedova	DL	Hon. Mention
Scott Showers	LB	Hon. Mention
Bill Crews	OL	Hon. Mention
Jeff Schmidt	DL	Hon. Mention



ALL-CONFERENCE (Year-by-Year)

1995 (3/2/6)

Matt Copeland	TE	1st Team
Jarrett Anderson	RB	1st Team
Jim Guntli	OL	1st Team
Bob Nalewajk	OL	2nd Team
Rick Calhoun	DL	2nd Team
Mark Cross	RB	Hon. Mention
Bill Crews	OL	Hon. Mention
Matt Nelson	LB	Hon. Mention
Nelson Evans	DL	Hon. Mention
Scott Rudel	K	Hon. Mention
Zac Allison	LB	Hon. Mention

1996 (2/4/7)

Jarrett Anderson	RB	1st Team
Jim Guntli	OL	1st Team
Zac Allison	LB	2nd Team
Bill Crews	OL	2nd Team
Christian Hutson	DL	2nd Team
Kyle Fischer	K	2nd Team
James Ross	WR	Hon. Mention
Jason Rollison	LB	Hon. Mention
Marion Smith	P	Hon. Mention
Mark Irby	OL	Hon. Mention
Ryan Ludwig	DB	Hon. Mention
Tommy Hernandez	DB	Hon. Mention
Chad Murray	OL	Hon. Mention

1997 (2/5/4)

Spencer Stevens	OL	1st Team
Tommy Hernandez	DB	1st Team
Zac Allison	LB	2nd Team
Nelson Evans	DL	2nd Team
Chad Murray	OL	2nd Team
James Ross	WR	2nd Team
Karega Scott	RB	2nd Team
Mark Irby	OL	Hon. Mention
Nate Minnis	QB	Hon. Mention
Ryan Ludwig	DB	Hon. Mention
Craig Hudson	OL	Hon. Mention

1998 (2/1/7)

Spencer Stevens	OL	1st Team
Tommy Hernandez	DB	1st Team
John Naeve	DB	2nd Team
Bret Yoder	RB	Hon. Mention
Ethan Owens	DL	Hon. Mention
Jason Chambers	LB	Hon. Mention
Jeff Klee	K	Hon. Mention
Kurt Henriksen	LB	Hon. Mention
Randall Mercer	WR	Hon. Mention
Taylor Cates	DL	Hon. Mention

1999 (1/2/8)

John Naeve	DB	1st Team
Jeff Klee	K	2nd Team
Mike Wishon	OL	2nd Team
Andrew Blakley	WR	Hon. Mention
Curt Cira	DL	Hon. Mention
Eric Howe	QB	Hon. Mention
Jason Chambers	LB	Hon. Mention
Jimmy Blackmore	DB	Hon. Mention
Josh Raaz	OL	Hon. Mention
Kevin Collins	WR	Hon. Mention
Tim Bussen	WR	Hon. Mention

2000 (2/2/9)

Curt Cira	DL	1st Team
Josh Raaz	OL	1st Team
Kevin Collins	WR	2nd Team
Nick Ruud	OL	2nd Team
Alfonso Pugh	KR	Hon. Mention
Andrew Blakley	WR	Hon. Mention
Austin Lepper	P	Hon. Mention
Brandon Montgomery	OL	Hon. Mention
Eric Howe	QB	Hon. Mention
Jake Willrich	LB	Hon. Mention
John Naeve	DB	Hon. Mention
Judd Lienhard	LB	Hon. Mention
Leo Smith	DL	Hon. Mention

2001 (3/5/6)

Andrew Blakley	WR	1st Team
Eric Howe	QB	1st Team
Nick Ruud	OL	1st Team
Alfonso Pugh	WR	2nd Team
Austin Lepper	K	2nd Team
Derek Kent	DB	2nd Team
Jake Willrich	LB	2nd Team
Jason Riney	TE	2nd Team
Judd Lienhard	LB	Hon. Mention
Justin Walter	DB	Hon. Mention
Nick Weite	DL	Hon. Mention
Brandon Montgomery	OL	Hon. Mention
Bryan Johnson	LB	Hon. Mention
Geoff Jensen	WR	Hon. Mention

2002 (1/3/6)

Andrew Blakley	WR	1st Team
Jake Willrich	DB	2nd Team
Judd Lienhard	LB	2nd Team
Nick Ruud	OL	2nd Team
Alfonso Pugh	ST	Hon. Mention
Ben Wilson	DB	Hon. Mention
Derek Kent	DB	Hon. Mention
Dusty Burk	QB	Hon. Mention
Nick Weite	DL	Hon. Mention
Tameem Yehyawi	LB	Hon. Mention

2003 (2/1/6)

Mark Kamphoefner	K/P	1st Team
Tameem Yehyawi	LB	1st Team
Eric Stewart	OL	2nd Team
Derek Kent	DB	Hon. Mention
Greg Klipsch	OL	Hon. Mention
James Perry	WR	Hon. Mention
Jerard Levenson	RB	Hon. Mention
Marcus Yokeley	DB	Hon. Mention
Ted Guisinger	DL	Hon. Mention

2004 (0/1/6)

A.J. Weber	TE	2nd Team
Ben Wilson	LB	Hon. Mention
Jake Czeschin	QB	Hon. Mention
Mike Shelden	OL	Hon. Mention
Pat Murray	OL	Hon. Mention
Ted Guisinger	DL	Hon. Mention
Tyrone McCormick	OL	Hon. Mention

2005 (0/2/6)

Jason Douglas	DB	2nd Team
Pat Murray	OL	2nd Team
Jon Frantz	OL	Hon. Mention
Josh Mayson	DB	Hon. Mention
Larry Giglio	LB	Hon. Mention
Mike Shelden	OL	Hon. Mention
Steve Holman	DL	Hon. Mention
Andy Swedenhjelm	DL	Hon. Mention

2006 (1/4/7)

Pat Murray	OL	1st Team
Mike Shelden	OL	2nd Team
Josh Mayson	DB	2nd Team
Les Hammers	DL	2nd Team
Darryl Reddick	LB	2nd Team
Chandler Terry	KR	Hon. Mention
Jake Cunningham	RB	Hon. Mention
Matt Ticich	QB	Hon. Mention
Mickey Masucci	K	Hon. Mention
Ryan Bonner	WR	Hon. Mention
Ryan King	TE	Hon. Mention
Tyrone McCormick	OL	Hon. Mention

2007 (0/3/6)

Mickey Masucci	K	2nd Team
Les Hammers	DL	2nd Team
Matt Ticich	QB	2nd Team
Andy Swedenhjelm	DL	Hon. Mention
James Thabuteau	DB	Hon. Mention
Jesse Cooper	DB	Hon. Mention
Jon Frantz	OL	Hon. Mention
Michael Phillips	LB	Hon. Mention
Ryan King	TE	Hon. Mention

2008 (1/3/6)

Les Hammers	DL	1st Team
Demetrius Lavant	DB	2nd Team
Jason Thier	LB	2nd Team
Jon Frantz	OL	2nd Team
Albert Coker	WR	Hon. Mention
Andy Swedenhjelm	DL	Hon. Mention
Eric Sternberg	LB	Hon. Mention
Matt Ticich	QB	Hon. Mention
Michael Phillips	LB	Hon. Mention
Ryan King	TE	Hon. Mention

2009 (1/1/4)

Eric Sternberg	LB	1st Team
Demetrius Lavant	DB	2nd Team
Michael Elliott	DB	Hon. Mention
Ryan Ploesser	DL	Hon. Mention
Shea Carr	OL	Hon. Mention
Vanness Emokpae	WR	Hon. Mention

2010 (1/1/6)

Michael Elliott	DB	1st Team
Ryan Ploesser	DL	2nd Team
Adam Reynolds	LB	Hon. Mention
Anthony Freeman	DB	Hon. Mention
Dallas Grier	WR	Hon. Mention
Dan Tweeton	OL	Hon. Mention
Patrick Blackwell	DL	Hon. Mention
Tremaine Millender	DB	Hon. Mention



ALL-CONFERENCE (Year-by-Year)

2011 (0/2/6)

Richie Schumacher	DB	2nd Team
Eric Phillips	P	2nd Team
Anthony Brown	WR	Hon. Mention
Blake Holland	OL	Hon. Mention
Dallas Grier	WR	Hon. Mention
Derek Koon	K	Hon. Mention
Patrick Blackwell	DL	Hon. Mention
Wade Pelc	LB	Hon. Mention

2012 (1/3/6)

Richie Schumacher	DB	1st Team
Dallas Grier	WR	2nd Team
Eric Phillips	P	2nd Team
Patrick Blackwell	DL	2nd Team
Blake Holland	OL	Hon. Mention
Derek Koon	K	Hon. Mention
Jeremy Dockery	DL	Hon. Mention
Michael Elliott	OL	Hon. Mention
Robert Gayden	DB	Hon. Mention
Tremaine Millender	DB	Hon. Mention

2013 (7/4/1)

Dallas Grier	WR	1st Team
Eric Stone	OL	1st Team
Garrett White	RB	1st Team
Jacob Lamp	ST	1st Team
Matthew Bell	LB	1st Team
Nic Abbate	DL	1st Team
Tremaine Millender	DB	1st Team
Tremaine Millender	ST	2nd Team
Austin Zoda	DB	2nd Team
Connor Nagel	LB	2nd Team
Derek Koon	ST	2nd Team
Conrad Schottel	QB	Hon. Mention

THREE & FOUR-TIME HONOREES

Name	1st Team	2nd Team	3rd Team/Hon. Men.	Name	1st Team	2nd Team	3rd Team/Hon. Men.
Alfonso Pugh		2001 (WR)	2000,02(KR)	Mark Sobol	1976,77,78 (DL)		
Andrew Blakley	2001,02 (WR)		1999,00 (WR)	Marti Rave	1976,77 (LB)	1975 (2T)	1974 (HM)
Andy Swedenhjelm			2005,07,08 (DL)	Matt Ticich		2007 (QB)	2006,08 (QB)
Arnold Embree	1931,32,33,34 (B)			Michael Elliott	2010 (DB)		2009,12 (DB)
Bill Crews		1996 (OL)	1994,95 (OL)	Mike Richardson	1962,63,64,65 (DB)		
Bill Strickler	1988 (DB)		1989,90 (DB)	Mike Roos	1993 (DL)	1992 (DL)	1991 (DL)
Brian Neubauer	1982,84 (OL)	1981 (OL)		Mike Shelden		2006 (OL)	2004,05 (OL)
Chad Guthrie	1991 (RB)	1990,92 (RB)		Mike Yancey	1981,83 (OL)	1982 (OL)	
Charles Blakley	1969 (WR)		1968,70 (WR)	Nick Ruud	2001 (OL)	2000,02 (OL)	
Chris Cannon	1988,90 (DL)		1987,89 (DL)	Pat Murray	2006 (OL)	2005 (OL)	2004 (OL)
Craig O'Sadnick	1971,72,73 (LB)	1970 (LB)		Patrick Blackwell		2012 (DL)	2010,11 (DL)
Dale Mills	1958,59,60,61 (B)			Paul Eckhoff	1981,82 (OL)	1983 (OL)	
Dallas Grier	2013 (WR)	2012 (WR)	2010,11 (WR)	Pete Grathwohl	1976,77 (DL), 78 (LB)	1975 (DL)	
Darrell Buffington	1976,77,78 (OL)			Rich Otte	1981,82,83 (WR)		
Darren Blair		1981,82 (DB)	1980 (DB)	Robert Doyle	1932,33,34 (E)		
Dave Grant	1961,62,63,64 (OL)			Roy Pettibone		1981,82 (DL)	1980 (DL)
Dave Kramer		1984 (2T)	1985,86 (DB)	Roydon Richards		1985 (LB)	1983,84 (LB)
Dave Waterkotte	1971,73 (DL)	1972 (DL)		Ryan King			2006,07,08 (TE)
David Friese		1987 (DL), 1988,89 (OL)		Sharron Washington	1965,66 (RB)	1964 (DB)	
Derek Kent		2001 (DB)	2002,03 (DB)	Steve Rampy	1976 (QB)	1977 (QB)	1975 (QB)
Derek Koon		2013 (K)	2011,12 (K)	Tim Gildehaus	1981,82 (DL)		1980 (DL)
Elijah Lockhart	1981,82 (DL)		1980 (DL)	Tom Geredine	1970,71,72 (TE)		
Eric Howe	2001 (QB)		1999,00 (QB)	Tom Hayes	1981,82,83 (QB)		
Ernie Myerson	1987 (DL)	1985,86 (DL)		Tommy Hernandez	1997,98 (DB)		1996 (DB)
Fontaine Walker	1990,91 (TE)	1992 (WR)		Tony Ippolito		1975,76,78 (DL)	
Frank Wagner	1968,69 (DL)		1967 (OL)	Tremaine Millender	2013 (DB)	2013 (ST)	2010,12 (DB)
Greg Himmelman	1981 (TE)		1979,80 (TE)	Trusten McArtor	1928,30,31 (T)		
Jack Robinson	1931,33,34 (T)			Warren Whitis	1972 (DL)	1973 (DL)	1971 (DB)
Jake Willrich		2001 (LB), 2002 (DB)	2000 (LB)	Zac Allison		1996,97 (LB)	1995 (LB)
James Streeter	1924,25,28 (B)						
Jarrett Anderson	1994,95,96 (RB)	1993 (RB)					
Jeff Frost	1990 (QB)	1988 (QB)	1989 (QB)				
Jim Burchett	1986,87,88 (OL)						
John Naeve	1999 (DB)	1998 (DB)	2000 (DB)				
Jon Frantz		2008 (OL)	2005,07 (OL)				
Judd Lienhard		2002 (LB)	2000,01 (LB)				
Ken Bebermeyer	1967,69,70 (DL)						
Kevin Gorgal		1986,87 (OL)	1985 (OL)				
Kevin Urbatsch	1987 (OL)	1985,86 (OL)					
Lenvil Elliott	1972 (RB)	1971 (RB)	1970 (RB)				
Les Hammers	2008 (DL)	2006,07 (DL)					
Ligo Letuli	1981 (DL)	1980,82 (DL)					
Lloyd Henry	1975,76 (1T)	1977 (2T)					



ALL-CONFERENCE (by Position)

BACKS *

James Streeter	1st Team	1924	Arnold Embree	1st Team	1934	Ray Mach	1st Team	1953
James Streeter	1st Team	1925	Martin Rhode	1st Team	1934	O.D. Austin	1st Team	1954
Levi Craig	1st Team	1926	Leslie Post	1st Team	1935	Jim Rash	1st Team	1955
Chauncey Simpson	1st Team	1927	Ralph Alexander	1st Team	1935	Jack Perrin	1st Team	1956
Levi Craig	1st Team	1927	Ralph Cavanah	1st Team	1935	Dale Mills	1st Team	1958
Harold Protiva	1st Team	1928	Leslie Post	1st Team	1936	Dale Mills	1st Team	1959
James Streeter	1st Team	1928	Ralph Alexander	1st Team	1936	Dale Mills	1st Team	1960
Harold Protiva	1st Team	1929	Ralph Cavanah	1st Team	1936	Jack Ball	1st Team	1960
Earl Hatcher	1st Team	1930	Louis Miller	1st Team	1937	Jack Ball	1st Team	1961
Morris Hammond	1st Team	1930	Darrell Gourley	1st Team	1946	Joe Minton	1st Team	1962
Arnold Embree	1st Team	1931	Joe Asperger	1st Team	1947	Mike Richardson	1st Team	1962
Earl Hatcher	1st Team	1931	Ed Bender	1st Team	1951	Mike Richardson	1st Team	1963
Arnold Embree	1st Team	1932	Guy Burton	1st Team	1951	Mike Richardson	1st Team	1964
Arnold Embree	1st Team	1933	Ken Rehg	1st Team	1951			
Martin Rhode	1st Team	1933	Ed Bender	1st Team	1952			

QUARTERBACKS

Rich Grozynski	1st Team	1965	Chris Hegg	1st Team	1985	Eric Howe	1st Team	2001
Don Cummings	1st Team	1969	Matt Heidmann	2nd Team	1986	Dusty Burk	Hon. Mention	2002
Don Cummings	1st Team	1970	Matt Heidmann	Hon. Mention	1987	Jake Czeschin	Hon. Mention	2004
Bob Gibson	1st Team	1971	Jeff Frost	2nd Team	1988	Matt Ticich	Hon. Mention	2006
Steve Rampy	Hon. Mention	1975	Jeff Frost	Hon. Mention	1989	Matt Ticich	2nd Team	2007
Steve Rampy	1st Team	1976	Jeff Frost	1st Team	1990	Matt Ticich	Hon. Mention	2008
Steve Rampy	2nd Team	1977	Chris Livingstone	3rd Team	1991	Conrad Schottel	Hon. Mention	2013
Tom Hayes	1st Team	1981	Steve Thompson	1st Team	1994			
Tom Hayes	1st Team	1982	Nate Minnis	Hon. Mention	1997			
Tom Hayes	1st Team	1983	Eric Howe	Hon. Mention	1999			
Chris Hegg	2nd Team	1984	Eric Howe	Hon. Mention	2000			

RUNNING BACKS

Wayne O'Neal	2nd Team	1960	Tony Grosso	Hon. Mention	1976	Walt Jones	Hon. Mention	1990
Sharron Washington	1st Team	1965	Mike Harris	2nd Team	1977	Chad Guthrie	1st Team	1991
Ron Villars (FB)	2nd Team	1965	Steve Powell	1st Team	1977	Chad Guthrie	2nd Team	1992
Sharron Washington	1st Team	1966	Mike Harris	1st Team	1978	Jarrett Anderson	2nd Team	1993
Lenvil Elliott	Hon. Mention	1970	Gregg Nesbitt	Hon. Mention	1979	Jarrett Anderson	1st Team	1994
Pete Robertson	Hon. Mention	1970	Vernon Buckner	2nd Team	1981	Jarrett Anderson	1st Team	1995
Lenvil Elliott	2nd Team	1971	Art Addison	2nd Team	1983	Mark Cross	Hon. Mention	1995
Pete Robertson (FB)	Hon. Mention	1971	Andre Gillespie	2nd Team	1984	Jarrett Anderson	1st Team	1996
Lenvil Elliott	1st Team	1972	Andre Gillespie	1st Team	1985	Karega Scott	2nd Team	1997
Marvin Robinson	2nd Team	1973	Roketi Esau	1st Team	1986	Bret Yoder	Hon. Mention	1998
Tom Hayes (FB)	Hon. Mention	1973	Roketi Esau	1st Team	1987	Jerard Levenson	Hon. Mention	2003
Tony Grosso	Hon. Mention	1975	James McCoy	1st Team	1988	Jake Cunningham	Hon. Mention	2006
Keith Meadows	Hon. Mention	1976	Pat Grimshaw	Hon. Mention	1988	Garrett White	1st Team	2013
Steve Powell	1st Team	1976	Chad Guthrie	2nd Team	1990			

RECEIVERS

Charles Blakley	Hon. Mention	1968	Larry Tisdale	Hon. Mention	1984	Randall Mercer	Hon. Mention	1998
Charles Blakley	1st Team	1969	John Busby	Hon. Mention	1985	Andrew Blakley	Hon. Mention	1999
Charles Blakley	Hon. Mention	1970	Larry Tisdale	1st Team	1985	Kevin Collins	Hon. Mention	1999
Mike Berentes	1st Team	1970	Russell Evans	Hon. Mention	1985	Tim Bussen	Hon. Mention	1999
Larry Jones	Hon. Mention	1971	Ed Stowe	2nd Team	1986	Andrew Blakley	Hon. Mention	2000
Larry Jones	2nd Team	1973	Russell Evans	1st Team	1986	Kevin Collins	2nd Team	2000
Joe Ream	Hon. Mention	1974	Bill Morris	1st Team	1987	Alfonso Pugh	2nd Team	2001
Lloyd Henry	1st Team	1975	Ed Stowe	2nd Team	1987	Andrew Blakley	1st Team	2001
Lloyd Henry	1st Team	1976	John Douglas	Hon. Mention	1987	Geoff Jensen	Hon. Mention	2001
Mike Laususe	Hon. Mention	1976	Benny Pardue	Hon. Mention	1988	Andrew Blakley	1st Team	2002
Lloyd Henry	2nd Team	1977	Benny Pardue	2nd Team	1989	James Perry	Hon. Mention	2003
Bob Theard	Hon. Mention	1979	James McCoy	3rd Team	1989	Ryan Bonner	Hon. Mention	2006
Eric Holm	Hon. Mention	1979	Randy Corbin	2nd Team	1990	Albert Coker	Hon. Mention	2008
Eric Holm	1st Team	1980	Randy Corbin	3rd Team	1991	Vanness Emokpae	Hon. Mention	2009
Rich Otte	1st Team	1981	Fontaine Walker	2nd Team	1992	Dallas Grier	Hon. Mention	2010
Mark Egofske	Hon. Mention	1982	Marcus McCoy	3rd Team	1992	Anthony Brown	Hon. Mention	2011
Rich Otte	1st Team	1982	Carols Ivy	Hon. Mention	1993	Dallas Grier	Hon. Mention	2011
Mark Egofske	2nd Team	1983	Matt Bramon	2nd Team	1994	Dallas Grier	2nd Team	2012
Rich Otte	1st Team	1983	James Ross	Hon. Mention	1996	Dallas Grier	1st Team	2013
John Busby	1st Team	1984	James Ross	2nd Team	1997			



ALL-CONFERENCE (by Position)

ENDS *

Orval Craig	1st Team	1926	Robert Doyle	1st Team	1934	Jack Hammock	1st Team	1958
James Chevalier	1st Team	1927	Del Maddox	1st Team	1935	Milt McPike	1st Team	1961
Orval Craig	1st Team	1928	Forrest Schwengel	1st Team	1936	Janks Morton	1st Team	1962
Frank Bigsby	1st Team	1929	Tom Sheehey	1st Team	1937	Randy Jones	1st Team	1963
Wyman Henry	1st Team	1929	Bill Peterson	1st Team	1953	Rich Rhodes	1st Team	1964
Robert Doyle	1st Team	1932	Glendle Pickering	1st Team	1954			
Robert Doyle	1st Team	1933	Jack Hammock	1st Team	1957			

TIGHT ENDS

John Newcomb	1st Team	1965	Greg Himmelman	Hon. Mention	1979	Matt Copeland	1st Team	1995
John Newcomb	1st Team	1967	Greg Himmelman	Hon. Mention	1980	Jason Riney	2nd Team	2001
Tom Geredine	1st Team	1970	Greg Himmelman	1st Team	1981	A.J. Weber	2nd Team	2004
Tom Geredine	1st Team	1971	Brian McGovern	Hon. Mention	1983	Ryan King	Hon. Mention	2006
Tom Geredine	1st Team	1972	Chuck Clemens	Hon. Mention	1985	Ryan King	Hon. Mention	2007
Mike McClintock	Hon. Mention	1973	Gary Isaia	1st Team	1988	Ryan King	Hon. Mention	2008
Greg Morton	1st Team	1975	Fontaine Walker	1st Team	1990			
Era Thompson	2nd Team	1977	Fontaine Walker	1st Team	1991			
Ezra Thompson	1st Team	1978	Matt Copeland	2nd Team	1994			

TACKLES *

Stanley Barker	1st Team	1924	Guy Curtright	1st Team	1932	Bill Bowles	1st Team	1954
Harry Stroup	1st Team	1925	Willie Barton	1st Team	1932	Mel Loncaric	1st Team	1954
Don Vail	1st Team	1926	Guy Curtright	1st Team	1933	Bob Haller	1st Team	1958
Stanley Barker	1st Team	1926	Jack Robinson	1st Team	1933	Jim Blacklock	1st Team	1960
Wayne McKanna	1st Team	1927	Carl Noble	1st Team	1934	Dave Grant	1st Team	1961
Wirt Downing	1st Team	1927	Jack Robinson	1st Team	1934	Ron Stark	1st Team	1961
Trusten McArtor	1st Team	1928	Carl Noble	1st Team	1935	Dave Grant	1st Team	1962
Winston Baltzel	1st Team	1928	Kenneth Gardner	1st Team	1941	Dick Brownlee	1st Team	1962
Carroll Cochran	1st Team	1930	Kenneth Gardner	1st Team	1946	Dave Grant	1st Team	1963
Trusten McArtor	1st Team	1930	LaVerne Dabney	1st Team	1951	Dave Grant	1st Team	1964
Jack Robinson	1st Team	1931	LaVerne Dabney	1st Team	1952	John Kennedy	1st Team	1965
Trusten McArtor	1st Team	1931	Mel Loncaric	1st Team	1953	Rich Rhodes	1st Team	1965

OFFENSIVE LINE

R.E. Potts	2nd Team	1959	John Mulchrone	1st Team	1977	Kevin Gorgal	2nd Team	1987
Daryl Danner	2nd Team	1960	Darrell Buffington	1st Team	1978	Kevin Urbatsch	1st Team	1987
Pat Claywell	1st Team	1961	Mike Petricca	Hon. Mention	1978	David Friese	2nd Team	1988
John Chargois	2nd Team	1964	Roland Mangold	1st Team	1978	Jim Burchett	1st Team	1988
John Kennedy	2nd Team	1964	Randy Besler	Hon. Mention	1980	David Friese	2nd Team	1989
Bruce Craddock	Hon. Mention	1965	Alec Meinke	2nd Team	1981	Dave Quentin	3rd Team	1990
Herb Holler	2nd Team	1965	Brian Neubauer	2nd Team	1981	Owen Doak	1st Team	1990
Jim Young	Hon. Mention	1965	John Homeyer	1st Team	1981	Dave Quentin	3rd Team	1991
Frank Wagner	Hon. Mention	1967	Kevin Collins	1st Team	1981	Matt McKnight	1st Team	1992
James Farrell	Hon. Mention	1967	Mike Yancey	1st Team	1981	Scott Roberts	3rd Team	1992
Mike Bielic	Hon. Mention	1967	Paul Eckhoff	1st Team	1981	Scott Hull	2nd Team	1993
Richard Reeves	Hon. Mention	1967	Alec Meinke	2nd Team	1982	Bill Crews	Hon. Mention	1994
John Bringer	1st Team	1968	Brian Neubauer	1st Team	1982	Scott Hull	1st Team	1994
Ronald Lillquist	Hon. Mention	1968	John Homeyer	2nd Team	1982	Bill Crews	Hon. Mention	1995
Gary Lacey	2nd Team	1970	Kevin Collins	1st Team	1982	Bob Nalewajk	2nd Team	1995
Dale Gildehaus	Hon. Mention	1971	Mike Yancey	2nd Team	1982	Jim Guntli	1st Team	1995
Dennis Baldwin	Hon. Mention	1971	Paul Eckhoff	1st Team	1982	Bill Crews	2nd Team	1996
Greg Erson	Hon. Mention	1971	Demetrious Mosley	2nd Team	1983	Chad Murray	Hon. Mention	1996
Randy Ball	Hon. Mention	1971	Mike Yancey	1st Team	1983	Jim Guntli	1st Team	1996
Dale Gildehaus	1st Team	1972	Paul Eckhoff	2nd Team	1983	Mark Irby	Hon. Mention	1996
Dave Fleer	Hon. Mention	1972	Brian Neubauer	1st Team	1984	Chad Murray	2nd Team	1997
Randy Ball	2nd Team	1972	Dan Schulze	Hon. Mention	1984	Craig Hudson	Hon. Mention	1997
Dave Fleer	Hon. Mention	1973	Scott Cummings	1st Team	1984	Mark Irby	Hon. Mention	1997
Dennis Baldwin	Hon. Mention	1973	Demetrious Mosley	1st Team	1985	Spencer Stevens	1st Team	1997
Kent Sincox	Hon. Mention	1973	Kevin Gorgal	Hon. Mention	1985	Spencer Stevens	1st Team	1998
Dave Diehl	2nd Team	1974	Kevin Urbatsch	2nd Team	1985	Josh Raaz	Hon. Mention	1999
Mike Curran	Hon. Mention	1974	Pete Simpson	1st Team	1985	Mike Wishon	2nd Team	1999
Roland Mangold	Hon. Mention	1975	Jim Burchett	1st Team	1986	Brandon Montgomery	Hon. Mention	2000
Darrell Buffington	1st Team	1976	Kevin Gorgal	2nd Team	1986	Josh Raaz	1st Team	2000
Fred Haeger	1st Team	1976	Kevin Urbatsch	2nd Team	1986	Nick Ruud	2nd Team	2000
Darrell Buffington	1st Team	1977	Pete Simpson	2nd Team	1986	Brandon Montgomery	Hon. Mention	2001
Gary Wolke	1st Team	1977	Jim Burchett	1st Team	1987	Nick Ruud	1st Team	2001



ALL-CONFERENCE (by Position)

OFFENSIVE LINE (Cont.)

Nick Ruud	2nd Team	2002	Pat Murray	2nd Team	2005	Blake Holland	Hon. Mention	2011
Eric Stewart	2nd Team	2003	Mike Shelden	2nd Team	2006	Blake Holland	Hon. Mention	2012
Greg Klipsch	Hon. Mention	2003	Pat Murray	1st Team	2006	Michael Elliott	Hon. Mention	2012
Mike Shelden	Hon. Mention	2004	Tyrone McCormick	Hon. Mention	2006	Eric Stone	1st Team	2013
Pat Murray	Hon. Mention	2004	Jon Frantz	Hon. Mention	2007			
Tyrone McCormick	Hon. Mention	2004	Jon Frantz	2nd Team	2008			
Jon Frantz	Hon. Mention	2005	Shea Carr	Hon. Mention	2009			
Mike Shelden	Hon. Mention	2005	Dan Tweeton	Hon. Mention	2010			

DEFENSIVE LINE

Allen Church	2nd Team	1961	Pete Grathwohl	1st Team	1977	Chris Cannon	Hon. Mention	1989
Fred Lyles	2nd Team	1961	Rick McReynolds	Hon. Mention	1977	Chris Cannon	1st Team	1990
Fred Lyles	2nd Team	1962	Mark Sobol	1st Team	1978	Kipp Chillag	2nd Team	1990
Randy Jones	2nd Team	1962	Melvin Kennedy	1st Team	1978	Geoff Hiddleston	3rd Team	1991
Bill Hammock	Hon. Mention	1965	Rick McReynolds	2nd Team	1978	Mike Roos	3rd Team	1991
Bill Seman	2nd Team	1965	Tony Ippolito	2nd Team	1978	Mike Roos	2nd Team	1992
Larry Johnson	2nd Team	1965	Elijah Lockhart	Hon. Mention	1980	Mike Roos	1st Team	1993
Bill Seman	1st Team	1966	Ligo Letuli	2nd Team	1980	Jeff Schmidt	Hon. Mention	1994
Larry Johnson	1st Team	1966	Roy Pettibone	Hon. Mention	1980	Nick Della Vedova	Hon. Mention	1994
Ken Bebemeyer	1st Team	1967	Tim Gildehaus	Hon. Mention	1980	Nelson Evans	Hon. Mention	1995
Frank Wagner	1st Team	1968	Elijah Lockhart	1st Team	1981	Rick Calhoun	2nd Team	1995
John Suell	1st Team	1968	Larry King	Hon. Mention	1981	Christian Hutson	2nd Team	1996
Steve Garrett	Hon. Mention	1968	Ligo Letuli	1st Team	1981	Nelson Evans	2nd Team	1997
Frank Wagner	1st Team	1969	Roy Pettibone	2nd Team	1981	Ethan Owens	Hon. Mention	1998
John Suell	1st Team	1969	Tim Gildehaus	1st Team	1981	Taylor Cates	Hon. Mention	1998
Ken Bebemeyer	1st Team	1969	Dave Paxson	Hon. Mention	1982	Curt Cira	Hon. Mention	1999
Bill Dennis	Hon. Mention	1970	Don Faaiuasao	Hon. Mention	1982	Curt Cira	1st Team	2000
Ken Bebemeyer	1st Team	1970	Elijah Lockhart	1st Team	1982	Leo Smith	Hon. Mention	2000
Greg Skinner	2nd Team	1970	Ligo Letuli	2nd Team	1982	Nick Weite	Hon. Mention	2001
Al Fulton	2nd Team	1971	Roy Pettibone	2nd Team	1982	Nick Weite	Hon. Mention	2002
Jim Gephardt	Hon. Mention	1971	Tim Gildehaus	1st Team	1982	Ted Guisinger	Hon. Mention	2003
Dave Waterkotte	1st Team	1971	Dave Paxson	2nd Team	1983	Ted Guisinger	Hon. Mention	2004
Al Fulton	1st Team	1972	Dave Waddell	Hon. Mention	1983	Andy Swedenhjelm	Hon. Mention	2005
Dave Waterkotte	2nd Team	1972	Mark McLeod	1st Team	1983	Steve Holman	Hon. Mention	2005
Steve Franklin	Hon. Mention	1972	Dave Waddell	1st Team	1984	Les Hammers	2nd Team	2006
Warren Whitis	1st Team	1972	Ernie Myerson	2nd Team	1985	Andy Swedenhjelm	Hon. Mention	2007
Dave Waterkotte	1st Team	1973	Tim Bauer	1st Team	1985	Les Hammers	2nd Team	2007
Tom Roberts	Hon. Mention	1973	Ernie Myerson	2nd Team	1986	Andy Swedenhjelm	Hon. Mention	2008
Warren Whitis	2nd Team	1973	Matu'u Matuu	1st Team	1986	Les Hammers	1st Team	2008
Paul Meyer	Hon. Mention	1974	Chris Cannon	Hon. Mention	1987	Ryan Ploesser	Hon. Mention	2009
Wayne Chamberlain	Hon. Mention	1974	Dave Inness	Hon. Mention	1987	Patrick Blackwell	Hon. Mention	2010
Dave Diehl	Hon. Mention	1975	David Friese	2nd Team	1987	Ryan Ploesser	2nd Team	2010
Pete Grathwohl	2nd Team	1975	Ernie Myerson	1st Team	1987	Patrick Blackwell	Hon. Mention	2011
Tony Ippolito	2nd Team	1975	Chris Cannon	1st Team	1988	Jeremey Dockery	Hon. Mention	2012
Mark Sobol	1st Team	1976	Dan Clevidence	2nd Team	1988	Patrick Blackwell	2nd Team	2012
Pete Grathwohl	1st Team	1976	Dave Inness	Hon. Mention	1988	Nic Abbate	1st Team	2013
Tony Ippolito	2nd Team	1976	Gary Neubauer	1st Team	1988			
Mark Sobol	1st Team	1977	Scott Hibner	2nd Team	1988			

LINEBACKERS

Jerry Lybarger	1st Team	1968	Doug Kreighbaum	1st Team	1979	Greg Godi	3rd Team	1991
Aubrey Johnson	1st Team	1969	Keith Driscoll	2nd Team	1979	Robbie Flanagan	3rd Team	1991
Aubrey Johnson	1st Team	1970	Dan Shelby	Hon. Mention	1980	Paul Grutter	1st Team	1994
Craig O'Sadnick	Hon. Mention	1970	Mitch Mulch	Hon. Mention	1981	Scott Showers	Hon. Mention	1994
Craig O'Sadnick	1st Team	1971	Steve James	2nd Team	1981	Matt Nelson	Hon. Mention	1995
Ken Powers	Hon. Mention	1971	Dan Shelby	1st Team	1982	Zac Allison	Hon. Mention	1995
Craig O'Sadnick	1st Team	1972	Roydon Richards	Hon. Mention	1983	Jason Rollison	Hon. Mention	1996
Craig O'Sadnick	1st Team	1973	Roydon Richards	Hon. Mention	1984	Zac Allison	2nd Team	1996
Harold James	2nd Team	1973	Tim Stull	Hon. Mention	1984	Zac Allison	2nd Team	1997
Rodney O'Bryan	Hon. Mention	1973	Roydon Richards	2nd Team	1985	Jason Chambers	Hon. Mention	1998
Marti Rave	Hon. Mention	1974	Scott Griffith	2nd Team	1985	Kurt Henriksen	Hon. Mention	1998
Marti Rave	2nd Team	1975	Mike Bellers	Hon. Mention	1986	Jason Chambers	Hon. Mention	1999
Garry Geisz	Hon. Mention	1976	Scott Griffith	Hon. Mention	1986	Jake Willrich	Hon. Mention	2000
Marti Rave	1st Team	1976	Mike Bellers	1st Team	1987	Judd Lienhard	Hon. Mention	2000
Marti Rave	1st Team	1977	Rick Ruff	2nd Team	1987	Bryan Johnson	Hon. Mention	2001
Doug Kreighbaum	1st Team	1978	Ricky Ruff	1st Team	1988	Jake Willrich	2nd Team	2001
Keith Driscoll	Hon. Mention	1978	Lynn Mergen	3rd Team	1990	Judd Lienhard	Hon. Mention	2001
Pete Grathwohl	1st Team	1978	Robbie Flanagan	Hon. Mention	1990	Judd Lienhard	2nd Team	2002



ALL-CONFERENCE (by Position)

LINEBACKERS (Cont.)

Tameem Yehyawi	Hon. Mention	2002	Eric Sternberg	Hon. Mention	2008	Connor Nagel	2nd Team	2013
Tameem Yehyawi	1st Team	2003	Jason Thierr	2nd Team	2008	Matthew Bell	1st Team	2013
Ben Wilson	Hon. Mention	2004	Michael Phillips	Hon. Mention	2008			
Larry Giglio	Hon. Mention	2005	Eric Sternberg	1st Team	2009			
Darryl Reddick	2nd Team	2006	Adam Reynolds	Hon. Mention	2010			
Michael Phillips	Hon. Mention	2007	Wade Pelc	Hon. Mention	2011			

DEFENSIVE BACKS

Joseph Minton	2nd Team	1961	Kevin Hayes	Hon. Mention	1980	Ryan Ludwig	Hon. Mention	1997
Ted Michael	2nd Team	1961	Darren Blair	2nd Team	1981	Tommy Hernandez	1st Team	1997
George Grimshaw	2nd Team	1962	Freddy Thompson	1st Team	1981	John Naeve	2nd Team	1998
Ted Michael	2nd Team	1963	Jon Walton	1st Team	1981	Tommy Hernandez	1st Team	1998
Dave Martin	2nd Team	1964	Kelvin Cunningham	Hon. Mention	1981	Jimmy Blackmore	Hon. Mention	1999
Sharron Washington	2nd Team	1964	Darren Blair	2nd Team	1982	John Naeve	1st Team	1999
Clifton Ray	1st Team	1965	Freddy Thompson	2nd Team	1982	John Naeve	Hon. Mention	2000
Don Rowdon	1st Team	1965	Kelvin Cunningham	1st Team	1982	Derek Kent	2nd Team	2001
Maurice Minervini	2nd Team	1965	Roosevelt Goliday	Hon. Mention	1982	Justin Walter	Hon. Mention	2001
Mike Richardson	1st Team	1965	Don Morris	Hon. Mention	1983	Ben Wilson	Hon. Mention	2002
Jerry Meyer	1st Team	1967	Roosevelt Goliday	1st Team	1983	Derek Kent	Hon. Mention	2002
Rick Gorzynski	Hon. Mention	1967	Dave Kramer	2nd Team	1984	Jake Willrich	2nd Team	2002
Jerry Meyer	1st Team	1968	Don Morris	2nd Team	1984	Derek Kent	Hon. Mention	2003
Charles Brown	Hon. Mention	1970	Trent Cuthbert	1st Team	1984	Marcus Yokeley	Hon. Mention	2003
Mike Dahlberg	2nd Team	1971	Dallas Duwa	Hon. Mention	1985	Jason Douglas	2nd Team	2005
Nate Derrell	2nd Team	1971	Dave Kramer	Hon. Mention	1985	Josh Mayson	Hon. Mention	2005
Randy Dawson	Hon. Mention	1971	Pat Fine	1st Team	1985	Josh Mayson	2nd Team	2006
Warren Whitis	Hon. Mention	1971	Dave Kramer	Hon. Mention	1986	James Thabuteau	Hon. Mention	2007
Nate Derrell	Hon. Mention	1972	Pat Fine	Hon. Mention	1986	Jesse Cooper	Hon. Mention	2007
Gary Doss	Hon. Mention	1973	Gerald Stovall	2nd Team	1987	Demetrius Lavant	2nd Team	2008
Bob Robinson	Hon. Mention	1974	Bill Strickler	1st Team	1988	Demetrius Lavant	2nd Team	2009
Gary Evans	1st Team	1975	Greg Rideout	Hon. Mention	1988	Michael Elliott	Hon. Mention	2009
Steve Ernst	Hon. Mention	1975	Marc Barson	2nd Team	1988	Anthony Freeman	Hon. Mention	2010
Bob Robinson	2nd Team	1976	Bill Strickler	3rd Team	1989	Michael Elliott	1st Team	2010
Mike Laususe	1st Team	1976	Bill Strickler	Hon. Mention	1990	Tremaine Millender	Hon. Mention	2010
Steve Ernst	2nd Team	1976	Dan Clevidence	3rd Team	1990	Richie Schumacher	2nd Team	2011
Leonard Fagan	1st Team	1977	Greg Rideout	3rd Team	1990	Richie Schumacher	1st Team	2012
Stan Hughes	2nd Team	1977	Robert Merriman	1st Team	1992	Robert Gayden	Hon. Mention	2012
Craig Patton	Hon. Mention	1978	Meko Miller	1st Team	1993	Tremaine Millender	Hon. Mention	2012
Stan Hughes	Hon. Mention	1978	Eddie Garrett	2nd Team	1994	Austin Zoda	2nd Team	2013
Craig Patton	1st Team	1979	Meko Miller	Hon. Mention	1994	Tremaine Millender	1st Team	2013
Jon Walton	Hon. Mention	1979	Ryan Ludwig	Hon. Mention	1996			
Darren Blair	Hon. Mention	1980	Tommy Hernandez	Hon. Mention	1996			

SPECIAL TEAMS

Kent Fensom (P/K)	Hon. Mention	1976	Derek Koon (K)	Hon. Mention	2012
Bob Fletcher (P)	2nd Team	1978	Eric Phillips (P)	2nd Team	2012
Bob Fletcher (K/P)	1st Team	1979	Derek Koon (K)	2nd Team	2013
Dave Austinson (K)	2nd Team	1981	Jacob Lamp (P)	1st Team	2013
Dave Bormann (P)	Hon. Mention	1981	Tremaine Millender (KR)	2nd Team	2013
Dave Bormann (K/P)	1st Team	1982			
Scott Bresaw (K)	2nd Team	1989			
K.C. Conway (K/P)	1st Team	1992			
Scott Rudel (K)	Hon. Mention	1993			
Scott Rudel (K)	Hon. Mention	1995			
Kyle Fischer (K)	2nd Team	1996			
Marion Smith (P)	Hon. Mention	1996			
Jeff Klee (K)	Hon. Mention	1998			
Jeff Klee (K)	2nd Team	1999			
Alfonso Pugh(KR)	Hon. Mention	2000			
Austin Lepper (P)	Hon. Mention	2000			
Austin Lepper (K)	2nd Team	2001			
Alfonso Pugh (KR)	Hon. Mention	2002			
Mark Kamphoefner (K/P)	1st Team	2003			
Mickey Masucci (K)	Hon. Mention	2006			
Chandler Terry (KR)	Hon. Mention	2006			
Mickey Masucci (K)	2nd Team	2007			
Derek Koon (K)	Hon. Mention	2011			
Eric Phillips (P)	2nd Team	2011			




ALL-TIME SCORES

1900 (3-2-1)

Captain: B.P. Dix

11/2 at Oaklawn	W	76-0
11/12 vs. Shelbina ¹	W	6-0
11/16 vs. Kirksville HS ¹	L	5-11
11/19 vs. Kirksville Osteopathic ¹	L	0-29
11/23 vs. Missouri-Columbia ¹	T	0-0
11/29 vs. Labelle ¹	W	21-0

¹ - Location unknown



Todd Kirk
1903-06
10-6-1 (.618)

1903 (3-0)

First Intercollegiate Team

Captain: J.T. Miller

Central Methodist	W	27-2
Westminster	W	18-0
William Jewell	W	12-6

1904 (2-2)

Captain: S.C. See

William Jewell	W	6-0
Kirksville Osteopathic	W	5-0
at William Jewell	L	0-5
at Missouri-Columbia	L	0-6

1905 (2-2-1)


Captain: H.L. McWilliams

Amity	W	11-5
Central Missouri	W	12-6
William Jewell	T	0-0
at Missouri-Columbia	L	0-6
at Tarkio	L	0-23

1906 (3-2)

Captain: George Israel

Southeast Missouri	W	26-6
Central Methodist	W	13-6
at Western Illinois	W	8-0
at Missouri-Columbia	L	4-23
Central Missouri	L	10-15



O.C. Bell
1907-09
13-7-0 (.650)

1907 (3-1)

Captain: Unknown

Westminster	W	11-0
Western Illinois	W	10-5
William Jewell	L	4-33
Central Methodist	W	4-0

1908 (8-0)

Captain: Bryce Fell

at Central Methodist	W	20-6
at William Jewell	W	5-0
at Westminster	W	45-0
Amity	W	49-0
Northwest Missouri	W	63-0
Tarkio	W	36-0
Southeast Missouri	W	9-0
Central Methodist	W	40-0


1909 (2-6)

Captain: L.T. Spurgeon

vs. Central Missouri ¹	W	2-0
at Westminster	W	10-5
Central Methodist	L	0-29
at Missouri-Rolla	L	0-21
Central College	L	6-12
vs. Southeast Missouri ¹	L	0-6
vs. William Jewell ¹	L	0-49
vs. William Jewell ¹	L	0-1#

Truman forfeited after leaving field

¹ - Location unknown



C.B. Simmons
1910-11
3-9-0 (.250)

1910 (3-4)

Captain: Rowland Marston

10/1 Missouri Valley	W	2-0
10/8 Iowa Wesleyan	W	6-3
10/15 Central Missouri	L	0-11
10/22 at Westminster	L	5-8
10/29 Central Methodist	L	6-18
vs. Des Moines ¹	W	22-0
11/24 at Southeast Missouri	L	0-51


¹ - Location unknown

1911 (0-5)

Coach: C.B. Simmons

Captain: Woodson Tallman

Iowa Wesleyan	L	0-3
at William Penn	L	0-26
Westminster	L	0-10
Central Missouri	L	3-5
at Central Methodist	L	3-18



H.L. McWilliams
1914-25
48-26-8 (.634)

1914 (0-4)

Captain: R.E. Valentine

10/9 at Des Moines U.	L	0-45
10/23 at Westminster	L	0-39
10/30 Central Methodist	L	0-12
11/6 Central Missouri	L	0-76

1915 (1-4)

Captain: Unknown

10/8 Westminster	L	7-37
10/15 at Central Methodist	L	6-25
10/29 Missouri Valley	W	38-0
11/13 at William Jewell	L	0-28
11/19 at Missouri Wesleyan	L	0-14

1916 (7-0-1)

Captain: Leo Petree

10/7 at Missouri Valley	W	14-0
10/13 Central Methodist	W	19-7
10/20 at Culver-Stockton	W	12-6
10/27 Missouri Wesleyan	W	20-0
11/3 at Westminster	W	25-0
11/10 William Jewell	W	14-12
11/18 at Southwest Missouri	T	6-6
11/30 Northwest Missouri	W	92-0

1917 (1-5)

Captain: Roland Zeigel

10/19 at Central Methodist	L	12-14
10/26 Southwest Missouri	L	0-23
11/2 Westminster	L	6-12
11/9 at William Jewell	L	0-33
11/16 at Missouri Wesleyan	L	6-31
11/29 at Northwest Missouri	W	35-0

1919 (3-2-2)

Captain: Virgil Glaves

10/3 Culver-Stockton	W	40-0
10/10 at Tarkio	T	6-6
10/17 Northwest Missouri	W	87-0
10/24 at Trenton	W	20-0
10/31 Missouri Wesleyan	L	0-19
11/14 at Central Methodist	L	6-14
11/27 Central Missouri	T	0-0

1920 (7-1)

Captain: Virgil Painter

10/1 Kirksville Osteopathic	W	14-7
10/8 at Culver-Stockton	W	41-0
10/15 Westminster	W	14-0
10/22 Central Methodist	W	6-0
10/29 Tarkio	W	7-3
11/5 at Missouri Wesleyan	L	0-14#
11/19 at Missouri Valley	W	70-0
11/25 at Central Missouri	W	28-0

- Later forfeited to Truman

1921 (7-2)

Captain: James Murphy

9/30 at Northwest Missouri	W	13-0
10/8 Illinois College	W	16-13
10/14 at Tarkio	W	34-3
10/21 Kirksville Osteopathic	L	6-28
10/28 at Westminster	W	6-0
11/4 Culver-Stockton	W	20-0
11/11 at Central Methodist	L	7-13
11/18 Missouri Valley	W	20-0
11/24 Central Missouri	W	7-0

1922 (6-0-2)

Captains: Charles Draper, Paul Miller

10/6 at Northwest Missouri	W	18-0
10/13 Missouri Wesleyan	W	13-7
10/20 at Culver-Stockton	T	0-0
11/3 Westminster	W	33-7
11/10 Central Methodist	W	28-6
11/18 at William Jewell	T	0-0
11/24 at Missouri Valley	W	10-7
11/30 at Central Missouri	W	13-6

1923 (5-4)

Captain: Charles Draper

9/28 Chillicothe Business	W	21-0
10/5 Iowa Wesleyan	W	26-7
10/12 Kemper Military	W	6-0
10/19 at Northwest Missouri	L	7-15
10/26 at Missouri Wesleyan	L	0-24
11/2 Kirksville Osteopathic	W	26-7
11/10 at Central Methodist	W	28-7
11/17 vs. William Jewell ¹	L	0-20
11/29 Central Missouri	L	0-2

¹ - in Kansas City, Mo.

1924 (4-3-2)


Captain: Theodore Holman

10/3 at Chillicothe Business	W	6-0
10/10 at Kemper Military	L	0-17
10/17 at Iowa Wesleyan	L	6-7
10/24 Kirksville Osteopathic	L	0-25
10/31 Northwest Missouri	W	14-0
11/7 Central Methodist	W	20-0
11/14 Southwest Missouri	T	0-0
11/21 at Southeast Missouri	W	10-3
11/27 at Central Missouri	T	7-7

1925 (6-2-1)

Captain: Goose Barker

10/3 Chillicothe Business	W	7-0
10/9 Kemper Military	W	17-0
10/16 at Northwest Missouri	L	3-12
10/23 at Wentworth Military	W	38-6
10/30 Central Missouri	T	0-0
11/6 at Southwest Missouri	L	0-10
11/13 at Culver-Stockton	W	10-7
11/20 Southeast Missouri	W	42-0
11/26 Kirksville Osteopathic	W	21-0



Don Faurot
1926-34
63-13-3 (.816)

1926 (7-1)

Captain: James Williamson

10/1 at Kemper Military	W	33-0
10/8 at Westminster	W	13-0
10/15 Culver-Stockton	W	31-7
10/22 at Southeast Missouri	W	23-0
10/29 Northwest Missouri	W	51-7
11/5 at Central Missouri	L	12-19
11/12 Southwest Missouri	W	44-7
11/25 Kirksville Osteopathic	W	22-14

1927 (8-1)

Captain: James Chevalier

9/30 at Central Methodist	W	7-6
10/7 Westminster	W	21-0
10/14 at William Penn	W	26-6
10/21 Central Missouri	W	19-13
10/28 vs. Emporia State ¹	L	13-16
11/4 at Southwest Missouri	W	6-0
11/11 Chillicothe Business	W	42-3
11/18 Southeast Missouri	W	80-0
11/24 at Northwest Missouri	W	54-6

¹ - Location unknown

1928 (7-2-1)

Captain: Orval Craig

9/28 Central Methodist	W	6-0
10/6 William Penn	W	60-0
10/12 at Chillicothe Business	W	27-0
10/19 at Central Missouri	W	13-7
10/26 Westminster	L	0-7
11/2 Southwest Missouri	T	0-0
11/12 at Parsons	W	33-13
11/17 vs. Emporia State ¹	L	0-8
11/23 at Southeast Missouri	W	13-0
11/29 Northwest Missouri	W	33-7

¹ - Location unknown

1929 (5-3-1)

Captain: Harold Protiva

9/28 at Chillicothe Business	W	6-0
10/4 Missouri S&T	L	12-13
10/11 at Westminster	L	0-14
10/19 Northern Iowa	W	14-0
10/25 Central Missouri	W	38-12
11/1 at Southwest Missouri	T	0-0
11/11 Parsons	W	31-0
11/16 at Haskell	L	6-22
11/28 at Northwest Missouri	W	7-6

1930 (5-5)

Captain: Trusten McArthur

9/27 at Chillicothe Business	L	0-13
10/4 at Missouri S&T	L	7-19
10/10 Central Methodist	L	7-12
10/17 at Central Missouri	W	7-6
10/24 Westminster	W	9-0
10/31 Southwest Missouri	W	13-7
11/7 at Emporia State	L	0-52
11/14 Indiana	W	32-0
11/22 at Northeastern State	L	0-15
11/27 Northwest Missouri	W	20-7

1931 (6-1-1)

Captain: Carroll Cochran

9/25 Chillicothe Business	W	32-0
10/2 Southeast Missouri	W	41-6
10/9 at Central Methodist	W	14-0
10/16 Central Missouri	W	19-7
10/23 Emporia State	W	13-12
10/30 at Southwest Missouri	T	0-0
11/11 at Northwest Missouri	L	0-7
11/19 Missouri-Columbia "B"	W	21-0



ALL-TIME SCORES

1932 (8-0)

Captain: Lowell Wade

9/30	at Chillicothe Business	W	24-0
10/7	Parsons	W	19-0
10/14	Southwest Missouri	W	31-7
10/21	Missouri S&T	W	12-7
10/28	Missouri-Columbia "B"	W	21-0
11/4	at Central Missouri	W	18-0
11/11	Northwest Missouri	W	6-0
11/18	at Southeast Missouri	W	13-0

1933 (9-0)

Captain: Henry Hudson

9/29	Chillicothe Business	W	19-0
10/7	at Missouri-Columbia	W	26-6
10/13	Southeast Missouri	W	20-6
10/20	at Southwest Missouri	W	32-0
10/27	Central Missouri	W	33-7
11/3	William Penn	W	39-7
11/11	at Northwest Missouri	W	18-0
11/17	at Missouri S&T	W	18-0
11/24	at Pittsburg State	W	7-0

1934 (8-0)

Captains: Jack Robinson, Arnold Embree

9/28	at Simpson	W	7-0
10/5	Missouri S&T	W	19-0
10/12	Pittsburg State	W	13-7
10/19	Southwest Missouri	W	52-0
10/26	at Central Missouri	W	24-6
11/9	Northwest Missouri	W	33-0
11/16	at St. Louis	W	19-0
11/23	at Southeast Missouri	W	13-0



Fred Faurot
1935-37
15-5-2 (.727)

1935 (7-1)

Captains: Carl Noble, Frank Hanna

9/27	Carthage	W	35-0
10/4	at St. Louis	L	7-37
10/11	Simpson	W	34-0
10/18	Central Missouri	W	10-9
10/25	at Southwest Missouri	W	27-0
11/1	Southeast Missouri	W	20-0
11/8	at Northwest Missouri	W	20-6
11/15	at Missouri S&T	W	13-6

1936 (7-0)

Captains: Ralph Alexander, Ralph Cavanah

10/7	Missouri-Columbia "B"	W	13-8
10/14	at Pittsburg State	W	14-0
10/16	Southwest Missouri	W	13-2
10/23	at Southeast Missouri	W	6-0
10/30	Missouri S&T	W	13-12
11/6	Northwest Missouri	W	7-0
11/13	at Central Missouri	W	13-7

1937 (1-4-2)

Captains: Louis Miller, Forest Schwengels

10/1	Missouri-Columbia "B"	L	0-32
10/8	at Northwest Missouri	T	0-0
10/15	East Texas State	L	12-41
10/23	at Missouri S&T	T	6-6
10/29	Southeast Missouri	L	0-14
11/6	at Southwest Missouri	W	20-6
11/12	Central Missouri	L	6-13




Earl Svendsen
1938
3-5-0 (.375)

1938 (3-5)

Captains: Alex Yaskiw, Bob Roark

9/30	Culver-Stockton	W	14-12
10/7	Carthage	L	0-3
10/14	Southwest Missouri	W	20-0
10/21	at Southeast Missouri	W	7-3
10/28	Northwest Missouri	L	7-26
11/4	Missouri S&T	L	2-6
11/11	at Central Missouri	L	14-20
11/24	at East Texas State	L	0-52



Malcomb Eiken
1939-1941
(10-14-2)

1939 (2-6)

Captain: Orville Gregory

9/23	at Northern Iowa	L	0-12
9/29	Culver-Stockton	W	3-0
10/6	Chillicothe Business	W	14-0
10/13	Southeast Missouri	L	3-9
10/21	at Southwest Missouri	L	0-27
11/3	Central Missouri	L	7-21
11/10	at Northwest Missouri	L	13-19
11/18	at Missouri S&T	L	0-13

1940 (4-4-1)

Captain: Ray Phillips

9/20	at Missouri Valley	T	20-20
9/27	at Central Methodist	W	20-0
10/4	at Chillicothe Business	W	13-10
10/11	Southwest Missouri	L	0-28
10/18	at Southeast Missouri	L	0-12
10/26	Iowa Wesleyan	W	28-6
11/1	at Central Missouri	W	10-7
11/8	Northwest Missouri	L	0-20
11/15	vs. Missouri S&T ¹	L	0-7


¹ - Location unknown

1941 (4-4-1)

Captain: Frank Noble

9/19	Missouri Valley	W	7-0
9/26	Upper Iowa	W	14-6
10/3	at Central Arkansas	L	2-6
10/10	Southeast Missouri	W	20-7
10/18	at Southwest Missouri	L	14-19
10/24	at Iowa Wesleyan	W	14-13
11/1	Central Missouri	L	0-6
11/7	at Northwest Missouri	T	0-0
11/15	at Missouri S&T	L	0-20

No Games 1942-1944 due to World War II




Vincent Gehringer
1938
1-2-1 (.375)

1945 (2-3-1)

James Dougherty coached last two games

9/21	Missouri-Columbia "B"	T	0-0
9/28	at St. Louis	L	6-96
10/12	Parsons	W	27-0
10/26	at Murray State	L	7-51
11/3	at Missouri S&T	W	6-0
11/17	at Eastern Kentucky	L	7-54



James Dougherty
1945-50
19-20-8 (.489)

1946 (5-2-2)

Captain: Kenneth Gardner

9/20	Iowa Wesleyan	W	18-0
9/28	at SIU-Carbondale	L	0-6
10/5	at Parsons	W	25-6
10/11	Southeast Missouri	L	12-40
10/18	at Southwest Missouri	W	26-19
10/25	Eureka	W	13-0
11/1	Central Missouri	T	0-0
11/8	at Northwest Missouri	W	12-6
11/16	at Missouri S&T	T	13-13

1947 (5-3-1)

Captain: Jeff Neale

9/19	at Pittsburg State	W	12-6
9/26	at Eureka	W	21-0
10/3	Rockhurst	W	13-12
10/10	Southwest Missouri	L	6-14
10/17	at Southeast Missouri	W	13-6
10/24	Missouri S&T	L	6-25
10/31	at Central Missouri	W	7-6
11/7	Northwest Missouri	L	6-22
11/14	Missouri-Columbia "B"	T	0-0

1948 (4-3-2)

Captain: Louis Fett, Francis Willett

9/17	at Pittsburg State	T	12-12
9/24	at Missouri Valley	L	0-20
10/1	at Rockhurst	W	26-6
10/8	Southeast Missouri	W	12-0
10/15	at Southwest Missouri	L	6-12
10/22	Missouri-Columbia "B"	W	18-13
10/30	Central Missouri	W	7-0
11/6	at Missouri S&T	T	14-14
11/13	at Northwest Missouri	L	12-13

1949 (2-7)


Captain: Francis Dant

9/15	at Culver-Stockton	L	7-13
9/23	Missouri Valley	L	7-27
9/30	at St. Louis	L	6-48
10/7	Southwest Missouri	L	12-33
10/14	at Southeast Missouri	W	12-7
10/22	Missouri S&T	L	6-20
10/28	at Central Missouri	L	13-26
11/4	Northwest Missouri	L	20-27
11/11	Missouri-Columbia "B"	W	22-14

1950 (2-4-3)

Captains: Art Hochstedler, Kenny Rehg

9/15	Culver-Stockton	W	37-0
9/22	at Missouri Valley	L	21-45
9/29	at Central Methodist	L	13-20
10/7	at Southwest Missouri	T	19-19
10/12	Southeast Missouri	T	13-13
10/21	at Missouri S&T	L	7-47
10/28	Central Missouri	L	13-33
11/4	at Northwest Missouri	T	13-13
11/10	Missouri-Columbia "B"	W	35-18



Maurice "Red" Wade
1951-66
99-41-2 (.704)

1951 (7-1-1)

Captains: LaVerne Dabney, Kenny Rehg

9/15	at Benedictine	W	20-12
9/21	Missouri Valley	W	6-0
9/28	Central Methodist	W	45-0
10/5	at Southeast Missouri	W	12-0
10/11	Southwest Missouri	T	19-19
10/19	Missouri S&T	W	21-7
10/26	at Central Missouri	W	22-6
11/3	Northwest Missouri	W	13-12
11/9	at Quincy	L	12-43

1952 (7-1)

Captains: LaVerne Dabney, Darrell Fouch

9/19	at Missouri Valley	W	20-0
9/26	Western Illinois	W	19-0
10/4	at Southwest Missouri	W	19-14
10/10	Southeast Missouri	W	18-0
10/18	Missouri-Columbia "B"	W	26-0
10/25	Central Missouri	W	32-0
11/1	at Northwest Missouri	L	27-28
11/7	at Missouri S&T	W	52-19

1953 (6-2)

Captains: Bill Peterson, Dwight Huggins

9/18	Missouri Valley	L	0-19
9/25	at Western Illinois	L	13-19
10/2	Southwest Missouri	W	27-7
10/9	at Southeast Missouri	W	14-0
10/17	at Eastern Illinois	W	7-2
10/24	Missouri S&T	W	28-20
10/30	at Central Missouri	W	25-6
11/7	Northwest Missouri	W	39-26

1954 (7-1)

Captains: Mel Loncaric, Bill Bowles

9/17	Southwestern	W	20-0
9/24	at Missouri Valley	L	0-6
10/1	Ft. Leonard Wood	W	6-0
10/8	at Northwest Missouri	W	24-20
10/15	Southwest Missouri	W	20-0
10/23	Southeast Missouri	W	21-7
10/29	at Missouri S&T	W	32-6
11/5	Central Missouri	W	26-6

1955 (3-5)

Captains: George Anastasoff, Roger Schwarztrauber, Jerry Bolin

9/16	at Southwestern	W	7-6
9/23	Missouri Valley	L	7-25
10/1	at Pittsburg State	W	20-13
10/8	at Central Missouri	L	7-19
10/15	Northwest Missouri	L	2-6
10/22	Missouri S&T	L	14-19
10/29	Southwest Missouri	W	21-7
11/5	at Southeast Missouri	L	14-39



ALL-TIME SCORES

1956 (3-5)

Captains: Jim Rash, Ed Hull

9/21	Benedictine	L	6-12
9/29	Pittsburg State	L	18-48
10/6	at Northern Iowa	L	26-44
10/13	at Missouri S&T	L	6-33
10/20	Central Missouri	L	7-19
10/27	Southeast Missouri	W	44-13
11/3	Southwest Missouri	W	26-19
11/10	at Northwest Missouri	W	21-20

1957 (4-5)

Captains: Bill Mills, Charles Fitzgerald

9/13	at Pittsburg State	L	14-40
9/21	at Benedictine	L	13-32
9/27	Graceland	W	40-7
10/4	Northern Iowa	L	13-35
10/12	at Southeast Missouri	L	7-19
10/19	Southwest Missouri	L	26-32
10/25	Northwest Missouri	W	32-7
11/1	at Missouri S&T	W	12-0
11/9	at Central Missouri	W	14-13

1958 (5-4)

Captains: Jack Hammock, Ron Wiggins

9/12	Pittsburg State	L	12-21
9/19	Washburn	W	26-13
9/27	at Graceland	W	27-7
10/3	St. Ambrose	L	25-31
10/10	Southwest Missouri	W	39-7
10/18	at Central Missouri	W	32-13
10/25	at Missouri S&T	L	20-27
11/1	Southeast Missouri	L	12-48
11/8	at Northwest Missouri	W	20-19

1959 (7-1-1)

Captains: R.E. Potts, Ray Eickmeyer

9/18	St. Joseph's	W	18-16
9/25	at Washburn	W	6-0
10/3	at St. Ambrose	W	12-6
10/10	at Southwest Missouri	W	33-20
10/16	Central Missouri	W	26-17
10/24	Missouri S&T	W	20-7
10/31	at Southeast Missouri	L	0-36
11/6	Northwest Missouri	T	12-12
11/13	Bradley	W	38-8

1960 (8-1)

Captains: Dale Mills, Jim Blacklock

9/17	at St. Joseph's	W	20-0
9/24	Washburn	W	39-12
10/8	Central State	L	8-32
10/15	Southeast Missouri	W	6-0
10/22	at Northwest Missouri	W	26-20
10/29	Southwest Missouri	W	24-0
11/5	at Central Missouri	W	25-0
11/12	at Missouri S&T	W	54-14
11/19	at Bradley	W	14-7

1961 (9-1)

Captains: Allen Church, Ron Stark

9/16	at William Jewell	W	19-0
9/22	at Washburn	W	27-9
9/29	Northern Illinois	W	28-13
10/7	at Central State	L	14-21
10/14	at Southeast Missouri	W	26-7
10/21	Northwest Missouri	W	36-7
10/28	at Southwest Missouri	W	12-7
11/3	Central Missouri	W	14-7
11/10	Missouri S&T	W	20-7
11/17	vs. Parsons'	W	22-8

' - Mineral Water Bowl
(in Excelsior Springs, Mo.)

1962 (7-2)

Captains: Jack Ball, Dick Brownlee

9/15	Wayne State (Neb.)	W	62-6
9/22	Washburn	W	39-0
9/29	at Northern Illinois	L	8-37
10/6	Pittsburg State	W	34-12
10/12	at Central Missouri	W	42-7
10/20	at Missouri S&T	W	40-0
10/27	Southeast Missouri	L	6-13
11/3	at Northwest Missouri	W	43-7
11/10	Southwest Missouri	W	60-20

1963 (7-3)

Captains: Jerry Kelley, Randy Jones, Ted Michael

9/20	Western Illinois	W	22-0
9/21	at Washburn	L	6-7#
9/28	Northern Illinois	L	12-21
10/5	at Pittsburg State	W	25-20
10/12	Central Missouri	W	49-0
10/19	Missouri S&T	W	41-0
10/26	at Southeast Missouri	W	20-0
11/2	Northwest Missouri	W	22-7
11/9	at Southwest Missouri	L	6-15
11/16	at Murray State	W	26-7

- Later forfeited to Truman

1964 (7-2)

Captains: Dave Grant, John Glore

9/19	at Western Illinois	W	14-10
9/26	Parsons	L	12-22
10/3	Pittsburg State	W	40-16
10/17	at Missouri S&T	W	35-12
10/24	Southeast Missouri	W	12-3
10/31	at Northwest Missouri	W	20-8
11/7	Southwest Missouri	W	14-0
11/14	at Central Missouri	W	38-7
11/21	at Arkansas Tech	L	32-34

1965 (8-2)

Captains: Rich Rhodes, T.J. Jackson

9/18	Western Illinois	W	34-21
9/25	Upper Iowa	W	61-6
10/2	at Pittsburg State	W	20-19
10/9	at Northern Illinois	L	20-22
10/16	Missouri S&T	W	14-0
10/23	at Southeast Missouri	W	27-7
10/30	Northwest Missouri	W	20-14
11/6	at Southwest Missouri	W	28-0
11/13	Central Missouri	W	34-8
11/20	at Parsons	L	21-23

1966 (3-6)

Captains: Sharron Washington, Bill Seman

9/17	at Western Illinois	W	16-6
9/24	Parsons	L	6-34
10/1	Pittsburg State	W	49-14
10/8	at Hillsdale	W	26-13
10/15	at Northwest Missouri	L	21-24
10/22	Southwest Missouri	L	6-27
10/29	at Central Missouri	L	13-17
11/5	at Missouri S&T	L	0-16
11/12	Southeast Missouri	L	19-41



Marv Braden
1967-68
9-9-0 (.500)

Captains: John Newcomb, Rick Cash, Rick Gorzynski

9/16	at SIU-Carbondale	L	7-18
9/23	at Parsons	L	7-49
9/30	at Pittsburg State	W	14-13
10/7	Wisconsin-LaCrosse	W	20-9
10/14	Northwest Missouri	L	7-13
10/21	at Southwest Missouri	W	16-0
10/28	Central Missouri	L	0-9
11/4	Missouri S&T	W	13-7
11/11	at Southeast Missouri	L	6-20

Captains: Rich Stallings, Steve Garrett, Jerry Meyer

9/21	Parsons	W	14-3
9/28	Pittsburg State	W	18-15
10/5	at Lincoln	L	6-20
10/19	Southwest Missouri	W	24-13
10/26	at Central Missouri	L	7-14
11/2	at Missouri S&T	L	16-19
11/9	Southeast Missouri	L	16-29
11/16	at Northwest Missouri	W	9-7
11/23	at Missouri Southern	W	48-8



Russell Sloan
1969-71
22-5-1 (.804)

Captains: John Suell, Bob Levy, John Bringer

9/27	at Pittsburg State	W	14-13
10/4	Lincoln	T	22-22
10/11	Eastern Illinois	L	7-8
10/18	at Southwest Missouri	W	23-0
10/25	Central Missouri	W	28-10
11/1	Missouri S&T	W	21-14
11/8	at Southeast Missouri	L	14-24
11/15	Northwest Missouri	W	39-12
11/22	at Parsons	W	20-17

Captains: Ken Bebermeyer, Charles Blakley, Aubrey Johnson

9/19	at Western Illinois	L	25-42
10/3	Central Arkansas	W	24-14
10/10	at Eastern Illinois	W	28-14
10/17	Southeast Missouri	W	14-6
10/24	at Central Missouri	W	28-21
10/31	Northwest Missouri	W	35-7
11/7	at Southwest Missouri	W	35-20
11/14	at Lincoln	L	15-26
11/21	Missouri S&T	W	35-19

Captains: Greg Erson, Ken Powers, Jim Gephardt

9/11	at Northern Iowa	W	22-9
9/18	Western Illinois	W	35-21
10/2	at Central Arkansas	L	0-34
10/9	Wayne State (Mich.)	W	14-6
10/16	at Southeast Missouri	W	24-21
10/23	Central Missouri	W	21-6
10/30	at Northwest Missouri	W	16-3
11/6	Southwest Missouri	W	20-16
11/13	Lincoln	W	17-6
11/20	at Missouri S&T	W	44-13



Randel Lukehart
1972-74
12-18-3

Captains: Lenvil Elliott, Randy Ball, Tom Geredine

9/2	at Missouri Western	W	27-0
9/9	at Central Methodist	W	42-0
9/23	Harding	L	20-31
9/30	Central Arkansas	W	28-0
10/7	at Wayne State (Mich.)	W	44-0
10/14	Southeast Missouri	W	21-14
10/21	at Central Missouri	T	7-7
10/28	Northwest Missouri	L	0-10
11/4	at Southwest Missouri	W	20-7
11/11	at Lincoln	L	6-10
11/18	Missouri S&T	L	21-28

Captains: Dennis Baldwin, Craig O'Sadnick

9/8	Central Methodist	T	14-14
9/15	at Harding	L	7-31
9/22	at William Penn	L	10-28
9/29	at Central Arkansas	L	0-19
10/6	Missouri Western	L	16-17
10/13	at Southeast Missouri	L	13-14
10/20	Central Missouri	W	21-14
10/27	at Northwest Missouri	L	6-7
11/3	Southwest Missouri	W	20-14
11/10	Lincoln	L	0-21
11/17	at Missouri S&T	T	7-7

Captains: Wayne Chamberlain, Mike Curran

9/14	Harding	L	16-21
9/21	at Central Methodist	W	28-26
9/28	at Missouri Western	W	28-15
10/5	Central Arkansas	L	13-16
10/12	at Wayne State (Mich.)	L	0-21
10/19	Missouri S&T	L	7-20
10/26	at Lincoln	W	17-0
11/2	at Central Missouri	W	13-6
11/9	Northwest Missouri	L	10-13
11/16	at Southwest Missouri	L	7-31
11/23	Southeast Missouri	L	16-29



Ron Taylor
1975-78
26-14-2 (.643)

Captains: Bob Robinson, Greg Morton

9/13	at Harding	L	14-28
9/20	Central Methodist	W	10-0
9/27	Missouri Western	W	45-18
10/4	at Central Arkansas	W	10-7
10/11	Wayne State (Mich.)	L	7-41
10/18	at Missouri S&T	W	26-6
10/25	Lincoln	W	27-7
11/1	Central Missouri	W	27-12
11/8	at Northwest Missouri	W	20-0
11/15	Southwest Missouri	L	19-38
11/22	at Southeast Missouri	L	14-17

Captains: Not Available

9/11	Eastern Illinois	L	14-24
9/18	Kentucky State	L	26-36
9/25	at Evansville	W	38-28
10/2	at Southwest Missouri	W	20-6
10/16	at Lincoln	W	33-6
10/23	Southeast Missouri	T	3-3
10/30	at Central Missouri	L	20-34
11/6	Northwest Missouri	W	42-10
11/13	Missouri S&T	W	24-0



ALL-TIME SCORES

1977 (8-3)


Captains: Not Available

9/3	at Northern Iowa	W	37-28
9/10	at Eastern Illinois	W	10-7
9/17	at Kentucky State	L	21-24
9/24	South Dakota	W	19-7
10/1	Evansville	W	37-16
10/15	Southwest Missouri	W	49-0
10/22	Lincoln	W	57-0
10/29	at Southeast Missouri	L	0-10
11/5	Central Missouri	W	45-23
11/12	at Northwest Missouri	W	31-21
11/19	at Missouri S&T	L	19-21

1978 (6-4-1)

Captains: Pete Grathwohl, Darrell Buffington, Leonard Fagan

9/2	Central Arkansas	L	7-17
9/9	at South Dakota	L	9-14
9/16	Akron	W	14-13
9/23	at Eastern Illinois	L	12-29
10/7	at Cameron	T	20-20
10/14	Missouri S&T	W	8-7
10/21	Northwest Missouri	W	27-7
10/28	at Central Missouri	W	21-6
11/4	Southeast Missouri	W	21-7
11/11	at Southwest Missouri	L	10-12
11/18	at Lincoln	W	37-13



Bruce Craddock
1979-82
24-19-0 (.558)

1979 (4-7)

Captains: Paul Wernsman, Charlie Calhoun

9/1	at Central Arkansas	L	14-16
9/15	at South Dakota	L	10-35
9/22	Eastern Illinois	L	3-46
9/29	Cameron	W	9-8
10/6	at Drake	L	6-41
10/13	at Missouri S&T	W	3-2
10/20	at Northwest Missouri	L	9-13
10/27	Central Missouri	W	35-16
11/3	at Southeast Missouri	L	3-31
11/10	Southwest Missouri	L	0-48
11/17	Lincoln	W	20-6

1980 (5-6)

Captain: Eric Holm

9/6	at Akron	L	7-31
9/20	Tennessee Tech	L	20-28
9/27	at Eastern Illinois	L	7-41
10/4	at Western Illinois	W	17-14
10/11	Southeast Missouri	W	13-10
10/18	at Central Missouri	L	7-20
10/25	Northwest Missouri	W	14-10
11/1	at Southwest Missouri	L	3-7
11/8	at Lincoln	W	53-27
11/15	Missouri S&T	L	14-20
11/22	vs. Pittsburg State ¹	W	17-14

¹ - in St. Joseph, Mo.

1981 (6-4)

Captains: Jon Walton, Bob Zumbahlen


9/5	at Nebraska-Omaha	L	12-24
9/12	at Tennessee Tech	L	7-16
9/19	Eastern Illinois	W	21-14
10/3	Western Illinois	L	7-17
10/10	at Southeast Missouri	W	34-19
10/17	Central Missouri	W	20-10
10/24	at Northwest Missouri	W	52-0
10/31	Southwest Missouri	W	27-20
11/7	Lincoln	W	62-24
11/14	at Missouri S&T	L	16-17

1982 (9-2)

Captains: Tom Hayes, Kevin Collins, Roy Pettibone

9/4	Nebraska-Omaha	W	33-14
9/11	at Eastern Illinois	L	17-18
9/18	at Wartburg	W	38-0
9/25	at Western Illinois	W	27-10
10/9	Southeast Missouri	W	42-14
10/16	at Central Missouri	W	23-20
10/23	Northwest Missouri	W	63-13
11/6	at Lincoln	W	70-0
11/13	at Missouri S&T	W	28-7
11/20	Minnesota St.-Mankato	W	59-14
11/27	at Jacksonville ¹	L	21-34

¹ - NCAA Division II Playoff Game



Jack Ball
1983-89
37-38-0 (.493)

1983 (4-7)

Captains: Rich Otte, Tom Hayes, Roosevelt Goliday, Mike Yancey

9/3	at Nebraska-Omaha	L	7-12
9/10	at South Dakota	L	9-42
9/17	Minnesota-Duluth	W	20-19
9/24	Eastern Illinois	L	0-42
10/1	Northern Michigan	L	16-19
10/8	at Southeast Missouri	W	25-23
10/15	Central Missouri	L	13-31
10/22	at Northwest Missouri	W	27-21
11/5	Lincoln	W	42-6
11/12	at Missouri S&T	L	9-14
11/19	at Southwest Missouri	L	14-17

1984 (4-7)

Captains: Scott Cummings, Don Morris, Brian Neubauer, Dave Waddell

9/1	Nebraska-Omaha	L	0-33
9/8	South Dakota	L	14-27
9/15	at Eastern Illinois	L	7-33
9/29	at Southwest Missouri	L	26-37
10/6	at Drake	L	17-31
10/13	Missouri S&T	W	31-20
10/20	at Lincoln	W	14-0
10/27	at Central Missouri	L	7-24
11/3	Northwest Missouri	L	20-42
11/10	Western Illinois	W	19-14
11/17	Southeast Missouri	W	28-10

1985 (8-3)

Captains: John Busby, Chris Hegg, Andre Gillespie, Roydon Richards

9/7	Eastern Illinois	W	31-24
9/14	at Missouri Western	W	31-30
9/28	at Northern Michigan	L	21-24
10/5	Southwest Missouri	L	33-59
10/12	at Missouri S&T	W	21-20
10/19	Lincoln	W	28-0
10/26	Central Missouri	W	49-6
11/2	at Northwest Missouri	W	35-24
11/9	Central State	W	46-45
11/16	vs. Southeast Missouri ¹	W	39-24
11/23	at Northern Iowa	L	24-41

¹ - at Busch Stadium (St. Louis, Mo.)

1986 (5-5)

Captains: Scott Griffith, Matu'u Matuu

9/6	at Eastern Illinois	L	31-41
9/13	Missouri Western	W	19-9
9/20	Northwestern State	W	33-28
9/27	at Northern Michigan	L	0-34
10/4	Northwest Missouri	W	19-17
10/18	at Lincoln	W	44-0
10/25	at Central Missouri	L	7-14
11/1	vs. Southeast Missouri ¹	L	23-38
11/8	Missouri S&T	W	31-21
11/15	at Central State	L	0-36

¹ - at Busch Stadium (St. Louis, Mo.)

1987 (4-7)

Captains: Ernie Myerson, Matt Heidmann, Kevin Gorgal, Gerald Stovall

9/5	Grand Valley State	W	30-24
9/12	Eastern Illinois	L	10-16
9/19	at Northeastern State	L	21-38
9/26	Northern Michigan	L	13-27
10/3	Butler	L	22-27
10/10	at Northwest Missouri	W	23-0
10/17	Lincoln	W	51-9
10/24	at Missouri S&T	W	11-6
10/31	at Southeast Missouri	L	9-21
11/7	Central Missouri	L	33-35
11/14	Central State	L	12-28

1988 (7-3)


Captains: Jim Burchett, Pat Grimshaw, Dave Inness, Gary Neubauer

9/3	at Grand Valley State	W	36-35
9/10	West Texas State	W	45-28
9/17	Emporia State	L	17-35
9/24	at Central State	L	14-31
10/1	Northwest Missouri	W	55-29
10/8	Southeast Missouri	W	22-13
10/22	at Central Missouri	L	16-17
10/29	Southwest Baptist	W	32-0
11/5	Missouri S&T	W	13-12
11/12	at Lincoln	W	37-9

1989 (4-7)

Captains: Keith Gudehus, James McCoy, Dave Friese

9/2	Pittsburg State	L	0-43
9/9	at Missouri S&T	W	19-17
9/16	Washburn	L	3-21#
9/23	Southwest Baptist	W	28-24
9/30	at Missouri Southern	L	14-17
10/7	Central State	L	0-50
10/14	at Lincoln	W	43-9
10/21	Southeast Missouri	L	24-28
10/28	at Northwest Missouri	W	16-13
11/4	at Missouri Western	L	23-38
11/11	Central Missouri	L	16-22



Eric Holm
1990-94
37-19-0 (.660)

1990 (9-2)

Captains: Jeff Frost, Greg Rideout, Chris Cannon, Bill Strickler

9/1	at Pittsburg State	L	30-64
9/8	Missouri S&T	W	24-17
9/15	at Washburn	W	44-17
9/22	at Southwest Baptist	W	13-3
9/29	Missouri Southern	W	25-3
10/6	vs. Central State ¹	W	43-42
10/20	at Southeast Missouri	W	26-7
10/27	Northwest Missouri	W	34-31
11/3	Missouri Western	W	21-0
11/20	at Central Missouri	W	13-3
11/17	at Pittsburg State ²	L	3-59

¹ - in Columbus, Ohio
² - NCAA Division II Playoff Game

1991 (5-6)

Captains: Clint Coulter, Owen Doak, Marlowe Douglas, Dave Quentin

8/31	at Iowa Wesleyan	L	31-34
9/7	at Indiana-Pennsylvania	L	11-41
9/21	at Washburn	W	14-7
9/28	Emporia State	L	41-42
10/5	at Southwest Baptist	L	25-37
10/12	Pittsburg State	L	20-55
10/19	at Northwest Missouri	W	37-28
10/26	Central Missouri	L	37-38
11/2	Missouri Western	W	42-21
11/9	at Missouri Southern	W	43-42
11/16	Missouri S&T	W	17-16

1992 (9-3)

Captains: Chad Guthrie, Matt McKnight, Robert Merriman, Greg Godi

9/5	Morningside	W	25-21
9/12	Iowa Wesleyan	W	37-7
9/19	Washburn	W	42-8
9/26	at Emporia State	L	7-24
10/3	Southwest Baptist	W	48-10
10/10	at Pittsburg State	L	21-35
10/17	Northwest Missouri	W	28-20
10/24	at Central Missouri	W	24-6
10/31	at Missouri Western	W	41-7
11/7	Missouri Southern	W	52-6
11/14	at Missouri S&T	W	36-14
11/21	at North Dakota State ¹	L	7-42

¹ - NCAA Division II Playoff Game

1993 (6-5)

Captains: Chris Livingstone, Mike Roos, Andy Cramer, Geoff Hiddleston


9/4	at Iowa Wesleyan	W	17-13
9/11	Minnesota St.-Mankato	L	23-25
9/18	Central Missouri	L	18-36
9/25	at Northwest Missouri	W	38-16
10/2	at Missouri Southern	L	37-41
10/9	Emporia State	W	24-13
10/16	at Washburn	W	34-0
10/23	Missouri S&T	W	21-13
10/30	at Southwest Baptist	W	42-14
11/6	Pittsburg State	L	0-15
11/13	Missouri Western	L	6-42

1994 (8-3)

Captains: Steve Thompson, Paul Grutter, Nick Della Vedova, Scott Hull

9/10	at Minnesota St.-Mankato	W	30-28
9/17	at Central Missouri	W	28-20
9/24	Northwest Missouri	W	37-10
10/1	Missouri Southern	W	37-21
10/8	at Emporia State	W	28-10
10/15	Washburn	W	50-31
10/22	at Missouri S&T	W	38-7
10/29	Southwest Baptist	W	45-6
11/5	at Pittsburg State	L	10-13
11/12	at Missouri Western	L	34-36
11/19	at North Dakota ¹	L	6-18

¹ - NCAA Division II Playoff Game



John Ware
1995-03
54-43-0 (.556)

1995 (6-5)

Captains: Matt Copeland, Mark Cross, Matt Nelson, Greg Trachsel

9/2	South Dakota	L	10-27
9/9	at Southwest Missouri	L	17-30
9/16	Missouri S&T	W	63-3
9/23	at Washburn	W	41-17
9/30	Pittsburg State	L	7-49
10/7	at Northwest Missouri	W	44-10
10/14	at Central Missouri	W	45-34
10/21	Missouri Western	W	42-21
10/28	at Missouri Southern	L	22-24
11/4	Emporia State	L	19-36
11/11	at Southwest Baptist	W	56-21

1996 (7-4)

Captains: Jarrett Anderson, Bill Crews, Jim Guntli, Christian Hutson

9/7	at Valdosta State	L	35-49
9/14	at Southwest Missouri	L	13-44
9/21	at Missouri S&T	W	30-14
9/28	Washburn	W	38-21
10/5	at Pittsburg State	L	16-31
10/12	Northwest Missouri	L	22-52
10/19	Central Missouri	W	45-10
10/26	at Missouri Western	W	33-7
11/2	Missouri Southern	W	38-28
11/9	at Emporia State	W	55-20
11/16	Southwest Baptist	W	36-7



ALL-TIME SCORES

1997 (6-4)

Captains: Zac Allison, Mark Irby, Nate Minnis, Karega Scott

9/2	at Western Illinois	L	18-45
9/20	Missouri Western	W	31-17
9/27	at Central Missouri	W	37-34
10/4	Emporia State	W	44-28
10/11	at Washburn	W	37-7
10/18	Missouri S&T	W	56-7
10/25	at Southwest Baptist	W	28-0
11/1	Pittsburg State	L	18-28
11/8	at Northwest Missouri	L	10-34
11/15	at Missouri Southern	L	32-40

1998 (6-5)

Captains: Bret Yoder, Spencer Stevens, Kurt Henriksen, Tommy Hernandez

9/3	at Southeast Missouri	L	18-23
9/12	at South Dakota	L	16-21
9/19	at Missouri Western	W	41-15
9/26	Central Missouri	L	7-10
10/3	at Emporia State	W	25-24
10/10	Washburn	W	38-28
10/17	at Missouri S&T	W	25-7
10/24	Southwest Baptist	W	31-14
10/31	at Pittsburg State	L	7-28
11/7	Northwest Missouri	L	7-41
11/14	Missouri Southern	W	25-21

1999 (4-7)

Captains: Jimm Blackmore, Todd Wolfe, Tony Marck, Tim Bussen

9/2	at Illinois State	L	9-41
9/11	South Dakota	L	21-38
9/18	at Southwest Baptist	L	16-18
9/25	Missouri S&T	W	15-0
10/2	at Northwest Missouri	L	32-42
10/7	at Central Missouri	W	24-13
10/16	Missouri Western	L	19-28
10/23	at Missouri Southern	W	45-40
10/30	Emporia State	W	31-24
11/6	at Washburn	L	18-52
11/13	Pittsburg State	L	17-29

2000 (6-5)

Captains: Curt Cirra, John Naeve, Josh Raaz, Leo Smith

9/2	Northern Michigan	W	35-24
9/9	at South Dakota	L	14-38
9/16	Southwest Baptist	W	64-14
9/23	at Missouri S&T	W	49-0
9/30	Northwest Missouri	L	20-31
10/7	Central Missouri	W	28-14
10/14	at Missouri Western	L	19-20
10/21	Missouri Southern	W	30-28
10/28	at Emporia State	L	20-55
11/4	Washburn	W	45-42
11/11	at Pittsburg State	L	9-39

2001 (8-3)

Captains: Jim Marischen, Brandon Montgomery, Jason Riney, Ryan Sullivan

9/1	Drake	W	40-29
9/8	at Quincy	W	51-7
9/15	Emporia State	L	14-34
9/22	Missouri S&T	W	61-0
9/29	at Southwest Baptist	W	43-14
10/6	at Washburn	W	27-26
10/13	Missouri Southern	W	37-9
10/20	at Northwest Missouri	W	24-23
10/27	at Pittsburg State	L	0-28
11/3	Central Missouri	L	27-58
11/10	at Missouri Western	W	42-35

2002 (6-5)

Captains: Andrew Blakley, Dusty Burk, Nick Ruud, Jake Willrich

9/7	at Drake	W	38-14
9/14	Quincy	W	69-14
9/21	at Emporia State	L	17-34
9/28	at Missouri S&T	W	57-28
10/5	Southwest Baptist	W	44-32
10/12	Washburn	L	21-26
10/19	at Missouri Southern	W	28-14
10/26	Northwest Missouri	L	24-31
11/2	Pittsburg State	L	35-49
11/9	at Central Missouri	L	3-17
11/16	Missouri Western	W	27-23

2003 (4-7)

Captains: Greg Klipsch, Shaun Lowery, Tameem Yehyawi, Derek Kent

9/6	Winona State	L	13-49
9/13	at Illinois State	L	6-49
9/20	Pittsburg State	L	8-48
9/27	at Washburn	W	12-6
10/4	Emporia State	L	24-55
10/11	at Missouri Southern	W	15-3
10/18	Missouri Western	L	6-39
10/25	at Central Missouri	L	22-28
11/1	at Northwest Missouri	L	0-37
11/8	Missouri S&T	W	35-28
11/15	at Southwest Baptist	W	20-14

2004 (2-9)

Captains: Jake Czeschin, Ted Guisinger, A.J. Weber, Ben Wilson

8/28	South Dakota	L	22-49
9/4	at Winona State	L	28-56
9/11	at Pittsburg State	L	7-77
9/18	Washburn	L	0-62
9/25	at Emporia State	L	21-38
10/2	Missouri Southern	L	20-30
10/9	at Missouri Western	L	16-27
10/16	Central Missouri	L	0-46
10/23	Northwest Missouri	L	42-45
10/30	at Missouri S&T	W	47-33
11/6	Southwest Baptist	W	26-0

2005 (2-9)

Captains: Marcus Yokeley, Richard Mayson, Tyrone McCormick, Steven Holman

8/27	Winona State	W	21-16
9/3	at South Dakota	L	24-63
9/10	at Northwest Missouri	L	0-17
9/17	at Central Missouri	L	17-69
9/24	Missouri Western	L	2-24
10/1	at Missouri Southern	L	17-41
10/8	Emporia State	L	12-41
10/15	at Washburn	L	14-21
10/22	Pittsburg State	L	14-66
10/29	at Southwest Baptist	L	36-38
11/5	at Okla. Panhandle St.	W	49-17

2006 (6-5)

Captains: Tyrone McCormick, Rich Mayson, Steve Holman, Larry Giglio

8/24	at Minn. St.-Mankato	L	34-16
9/2	at Winona St. (Minn.)	L	24-13
9/16	Northwest Missouri	L	31-10
9/23	Central Missouri	W	24-21
9/30	at Missouri Western	L	38-13
10/7	Missouri Southern	W	35-28
10/14	at Emporia State	W	14-13
10/21	Washburn	W	21-7
10/28	at Pittsburg State	L	45-21
11/4	Southwest Baptist	W	45-28
11/11	at Fort Hays State	W	40-15

2007 (6-5)

Captains: Matt Ticich, Jesse Cooper, Matt Burel

8/25	at Missouri S&T	W	38-31
9/8	Upper Iowa	W	55-31
9/15	at Central Missouri	L	27-7
9/22	at Northwest Missouri	L	53-6
9/29	Fort Hays State	W	26-11
10/6	at Southwest Baptist	W	55-31
10/13	Pittsburg State	L	40-0
10/20	at Washburn	L	71-35
10/27	Emporia State	W-OT	33-30
11/3	at Missouri Southern	L	55-24
11/10	Missouri Western	W	37-28

2008 (4-7)

Captains: Matt Ticich, Matt Burel, Jason Thier, Andy Swedenjhelm

9/6	Southern Arkansas ¹	W	34-21
9/13	Central Missouri	L	31-28
9/20	Northwest Missouri	L	49-0
9/27	at Fort Hays State	W	27-7
10/4	Neb.-Omaha	W-OT	26-20
10/11	at Pittsburg St.	L	45-28
10/18	Washburn	L	31-17
10/25	at Emporia State	L	35-24
11/1	Missouri Southern	W	38-9
11/8	at Missouri Western	L	33-32
11/15	Missouri S&T	L	39-38ot

¹ - in Liberty, Mo.

2009 (2-9)

Coach: Aaron Vlcko
Captains: Charlie Brunette, Phil Davis, Ryan Ploesser, Eric Sternberg

8/29	Minn. St.-Mankato	L	31-13
9/5	Okla. Panhandle St.	W	54-7
9/12	at Neb.-Omaha	L	38-0
9/19	Fort Hays State	L	41-31
9/26	at Northwest Missouri	L	70-0
10/3	at Central Missouri	L	38-3
10/10	Missouri Western	L	38-14
10/17	at Missouri Southern	L	20-16
10/24	Emporia State	L	30-24ot
10/31	at Washburn	L	37-7
11/7	Pittsburg St.	W	28-21

2010 (4-7)

Captains: Phil Davis, Shea Carr, Anthony Freeman, Michael Elliott, Ryan Ploesser

8/28	at St. Joseph's (Ind.)	W	23-13
9/4	Southwest Baptist	W	33-30
9/18	at Fort Hays State	L	34-9
9/25	Northwest Missouri	L	44-10
10/2	Central Missouri	L	38-14
10/9	at Missouri Western	L	29-7
10/16	Missouri Southern	W	23-6
10/23	at Emporia State	W	37-34
10/30	Washburn	L	45-12
11/6	at Pittsburg St.	L	17-14
11/13	Neb.-Omaha	L	62-61

2011 (4-7)

Captains: Andy Mundwiler, J.B. Clark, Anthony Brown, Eric Phillips, Richie Schumacher, Terrance Byrd

9/1	Northwest Missouri	L	3-65
9/10	Fort Hays State	W	36-31
9/17	Pittsburg St.	L	26-27
9/24	at Central Missouri	L	30-54
10/1	at McKendree	W	25-10
10/8	Washburn	L	14-42
10/15	at Missouri Southern	L	17-24
10/22	at Missouri Western	L	7-45
10/29	at Emporia State	L	18-52
11/5	Lincoln	W	53-0
11/12	at Southwest Baptist	W	24-8

2012 (4-7)

Captains: Conrad Schottel, Blake Holland, Wade Pelc, Richie Schumacher, Patrick Blackwell, Robert Gayden

8/30	at Southwest Baptist	W	24-14
9/8	Lincoln	W	42-12
9/15	Northwestern Oklahoma	W	63-21
9/20	at Central Missouri	L	17-38
9/29	Fort Hays State	L	23-37
10/6	at Nebraska-Kearney	W	16-7
10/13	at Washburn	L	24-34
10/20	Emporia State	L	26-52
10/27	Pittsburg St.	L	6-20
11/3	at Missouri Southern	L	10-34
11/10	Lindenwood	L	13-38

2011 (7-4)

Captains: Matthew Bell, Jeraamey Dockery, Tremaine Millender, Conrad Schottel, Eric Stone

9/7	Southwest Baptist	W	40-37
9/14	at Grand Valley St.	L	15-31
9/21	William Penn	W	24-23
9/28	Central Missouri	L	23-44
10/5	at Quincy	W	33-0
10/12	at William Jewell	W	45-7
10/19	McKendree	W	28-21
10/26	Missouri S&T	W	27-7
11/2	at Kentucky Wesleyan	W	35-27
11/9	St. Joseph's (Ind.)	L	3-6
11/16	at Indianapolis	L	14-21

An attempt has been made to use the current official names of opponent schools.

The NCAA only recognizes on-the-field results. Forfeits are counted on the coaches career record, but not counted in the official record.



Shannon Currier
2004-08
20-35-0 (.363)



Aaron Vlcko
2009
2-9 (.181)



Gregg Nesbitt
2010 - Present
19-25 (.431)



SERIES RECORDS

Akron (Ohio)1-1	Jacksonville State (Ala.)0-1	Rockhurst2-0
Amity2-0	Kemper Military Academy3-1	St. Ambrose College (Iowa)0-2
Arkansas Tech0-1	Kentucky State0-2	St. Joseph's College (Ind.)3-1
Benedictine (Kan.)1-2	Kentucky Wesleyan1-0	St. Louis1-3
Bradley (Ill.).....2-0	Kirkville High School0-1	Shelbina1-0
Butler (Ind.)0-1	Kirkville Osteopathic College5-3	Simpson (Iowa).....2-0
Cameron (Okla.)1-0-1	LaBelle1-0	South Dakota1-10
Carthage (Ill.)1-1	Lincoln (Mo.)19-4-1	Southeast Missouri41-23-2
Central Arkansas3-5	Lindenwood (Mo.)0-1	Southern Arkansas1-0
Central Iowa0-1	McKendree (Ill.)2-0	Southern Illinois-Carbondale0-2
Central Methodist18-10-1	Minnesota-Duluth1-0	Southwest Baptist21-3
Central Missouri.....52-40-5	Minnesota State-Mankato2-3	Southwest Missouri33-21-7
Central State (Ohio)2-6	Missouri (Columbia)1-3	Southwestern College (Kan.)2-0
Chillicothe Business College.....11-1	Missouri "B" team5-1-3	Tarkio College3-1
Culver-Stockton9-1-1	Missouri Valley.....9-6-1	Tennessee Tech0-2
Des Moines University (Iowa)1-1	Missouri Wesleyan2-5	Texas A&M-Commerce0-2
Drake (Iowa)2-2	Missouri S&T50-22-4	Trenton Junior College1-0
Eastern Illinois5-10	Missouri Southern.....15-10	Upper Iowa3-0
Eastern Kentucky0-1	Missouri Western15-14	Valdosta State (Ga.)0-1
Emporia State (Kan.)10-17	Morningside College (Iowa)1-0	Wartburg (Iowa)1-0
Eureka (Ill.)2-0	Murray State (Ky.)1-1	Washburn (Kan.).....18-12
Evansville (Ind.)2-0	Nebraska-Kearney1-0	Wayne State (Neb.)1-0
Ft. Leonard Wood1-0	Nebraska-Omaha2-5	Wayne State (Mich.)2-2
Fort Hays State (Kan.)4-3	North Dakota0-1	Wentworth Military Academy1-0
Graceland (Iowa)2-0	North Dakota State0-1	Western Illinois11-4
Grand Valley State (Mich.)2-1	Northeastern State (Okla.)0-2	Westminster11-7
Harding (Ark.)0-4	Northern Illinois.....1-3	West Texas State1-0
Haskell Institute (Okla.).....0-1	Northern Iowa3-4	William Jewell College.....6-6-2
Hillsdale College (Mich.)1-0	Northern Michigan1-4	William Penn College (Iowa).....4-2
Illinois College.....1-0	Northwest Missouri54-33-4	Winona State (Minn.)1-3
Illinois State0-2	Northwestern Oklahoma1-0	Wisconsin-LaCrosse.....1-0
Indiana1-0	Oaklawn Academy1-0	
Indiana Univ. of Pennsylvania.....0-1	Oklahoma Panhandle State2-0	
Indianapolis.....0-1	Parsons College (Iowa)8-4	
Iowa Wesleyan7-3	Pittsburg State (Kan.)15-27-1	
	Quincy (Ill.)3-1	

Missouri NCAA Records

<i>School</i>	<i>Affiliation</i>	<i>Type</i>	<i>GP</i>	<i>W</i>	<i>L</i>	<i>T</i>	<i>Pct.</i>
Truman	DII	State	968	545	389	34	0.581
Northwest Missouri	DII	State	952	528	392	32	0.571
Missouri Western	DII	State	481	259	213	9	0.548
Univ. of Missouri	BCS	State	1228	642	534	52	0.544
Westminster	DIII	Private	391	197	177	17	0.526
Washington Univ.	DIII	Private	996	502	466	28	0.518
Univ. of Central Missouri	DII	State	1064	516	497	51	0.509
Missouri Southern	DII	State	474	233	234	7	0.499
Missouri State	FCS	State	958	451	467	40	0.492
Southeast Missouri State	FCS	State	942	423	482	37	0.469
Missouri S&T	DII	State	975	405	535	35	0.433
Lincoln	DII	State	511	176	325	10	0.354
Southwest Baptist	DII	Private	293	96	225	2	0.331
Lindenwood *	DII	Private	32	19	13	0	0.594
William Jewell *	DII	Private	32	9	23	0	0.281

The above is a list of all NCAA Football playing schools in the state of Missouri. The list does not include NAIA or those schools making the transition to the NCAA.

** Lindenwood and William Jewell have been in a transitional period from the NAIA to NCAA Division II.



YEAR-BY-YEAR Records

	Overall				Conference				Fin.	Home				Road			
	W	L	T	PCT	W	L	T	PCT		W	L	T	PCT	W	L	T	PCT
1900	3	2	1	.583													
1903	3	0	0	1.000													
1904	2	2	0	.500						2	0	0	1.000	0	2	0	.000
1905	2	2	1	.500						2	0	1	.833	0	2	0	.000
1906	3	2	0	.600						2	1	0	.667	1	1	0	.500
1907	3	1	0	.750						3	1	0	.750	0	0	0	
1908	8	0	0	1.000						5	0	0	1.000	3	0	0	1.000
1909	2	6	0	.250						0	2	0	.000	2	4	0	.333
1910	3	4	0	.429						2	2	0	.500	1	2	0	.333
1911	0	5	0	.000						0	3	0	.000	0	2	0	.000
1914	0	4	0	.000						0	2	0	.000	0	2	0	.000
1915	1	4	0	.200						1	1	0	.500	0	3	0	.000
1916	7	0	1	.938						4	0	0	1.000	3	0	1	.875
1917	1	5	0	.167						0	2	0	.000	1	3	0	.250
1919	3	2	2	.571						2	1	1	.625	1	1	1	.500
1920	7	1	0	.875						4	0	0	1.000	3	1	0	.750
1921	7	2	0	.778						4	1	0	.800	3	1	0	.750
1922	6	0	2	.875						3	0	0	1.000	3	0	2	.800
1923	5	4	0	.556						4	1	0	.800	1	3	0	.250
1924	4	3	2	.556	2	0	2	.750	1st	2	1	1	.625	2	2	1	.500
1925	6	2	1	.722	1	1	2	.500	3rd	4	0	1	.900	2	2	0	.500
1926	7	1	0	.875	3	1	0	.750	2nd	4	0	0	1.000	3	1	0	.750
1927	8	1	0	.889	4	0	0	1.000	1st	4	0	0	1.000	4	1	0	.800
1928	7	2	1	.750	3	0	1	.875	T-1st	3	1	1	.700	4	1	0	.800
1929	5	3	1	.611	2	0	1	.833	1st	3	1	0	.750	2	2	1	.500
1930	5	5	0	.500	3	0	0	1.000	1st	4	1	0	.800	1	4	0	.200
1931	6	1	1	.813	2	1	1	.625	T-2nd	5	0	0	1.000	1	1	1	.500
1932	8	0	0	1.000	4	0	0	1.000	1st	5	0	0	1.000	3	0	0	1.000
1933	9	0	0	1.000	4	0	0	1.000	1st	4	0	0	1.000	5	0	0	1.000
1934	8	0	0	1.000	4	0	0	1.000	1st	4	0	0	1.000	4	0	0	1.000
1935	7	1	0	.875	4	0	1	.900	1st	4	0	0	1.000	3	1	0	.750
1936	7	0	0	1.000	5	0	0	1.000	1st	4	0	0	1.000	3	0	0	1.000
1937	1	4	2	.286	1	2	2	.400	4th	0	4	0	.000	1	0	2	.667
1938	3	5	0	.375	2	3	0	.400	4th	2	3	0	.400	1	2	0	.333
1939	2	6	0	.250	0	5	0	.000	6th	2	2	0	.500	0	4	0	.000
1940	4	4	1	.500	1	4	0	.200	6th	1	2	0	.333	3	2	1	.583
1941	4	4	1	.500	1	3	1	.300	5th	3	1	0	.750	1	3	1	.300
1945	2	3	1	.417						1	0	1	.750	1	3	0	.250
1946	5	2	2	.667	2	1	2	.600	3rd	2	1	1	.625	3	1	1	.700
1947	5	3	1	.611	2	3	0	.400	4th	1	3	1	.300	4	0	0	1.000
1948	4	3	2	.556	2	2	1	.500	4th	3	0	0	1.000	1	3	2	.333
1949	2	7	0	.222	1	4	0	.200	5th	1	4	0	.200	1	3	0	.250
1950	2	4	3	.389	0	2	3	.300	6th	2	1	1	.625	0	3	2	.200
1951	7	1	1	.833	4	0	1	.900	T-1st	4	0	1	.900	3	1	0	.750
1952	7	1	0	.875	4	0	1	.800	T-1st	4	0	0	1.000	3	1	0	.750
1953	6	2	0	.750	5	0	0	1.000	1st	3	1	0	.750	3	1	0	.750
1954	7	1	0	.875	5	0	0	1.000	1st	5	0	0	1.000	2	1	0	.667
1955	3	5	0	.375	1	4	0	.200	5th	1	3	0	.250	2	2	0	.500
1956	3	5	0	.375	3	2	0	.600	3rd	2	3	0	.400	1	2	0	.333
1957	4	5	0	.444	3	2	0	.600	T-2nd	2	2	0	.500	2	3	0	.400
1958	5	4	0	.556	3	2	0	.600	3rd	2	3	0	.400	3	1	0	.750
1959	7	1	1	.833	3	1	1	.700	2nd	4	0	1	.900	3	1	0	.750
1960	8	1	0	.889	5	0	0	1.000	1st	3	1	0	.750	5	0	0	1.000
1961	9	1	0	.900	5	0	0	1.000	1st	4	0	0	1.000	5	1	0	.833
1962	7	2	0	.778	4	1	0	.800	2nd	4	1	0	.800	3	1	0	.750
1963	7	3	0	.700	4	1	0	.800	2nd	4	1	0	.800	3	2	0	.600
1964	7	2	0	.778	5	0	0	1.000	1st	3	1	0	.750	4	1	0	.800
1965	8	2	0	.800	5	0	0	1.000	1st	5	0	0	1.000	3	2	0	.600
1966	3	6	0	.333	0	5	0	.000	6th	1	3	0	.250	2	3	0	.400
1967	4	5	0	.444	2	3	0	.400	T-3rd	2	2	0	.500	2	3	0	.400
1968	4	5	0	.444	2	3	0	.400	T-3rd	3	1	0	.750	2	3	0	.400
1969	6	2	1	.722	4	1	0	.800	T-1st	3	1	1	.700	3	1	0	.750
1970	7	2	0	.778	5	1	0	.833	T-1st	4	0	0	1.000	3	2	0	.600
1971	9	1	0	.900	6	0	0	1.000	1st	5	0	0	1.000	4	1	0	.800
1972	6	4	1	.591	2	3	1	.417	4th	2	3	0	.400	4	1	1	.750
1973	2	7	2	.273	2	3	1	.417	T-5th	2	2	1	.500	0	5	1	.083
1974	4	7	0	.364	2	4	0	.333	5th	0	5	0	.000	4	2	0	.667
1975	7	4	0	.636	4	2	0	.667	2nd	4	2	0	.667	3	2	0	.600
1976	5	3	1	.611	4	1	1	.750	T-1st	2	2	1	.500	3	1	0	.750
1977	8	3	0	.727	4	2	0	.667	3rd	5	0	0	1.000	3	3	0	.500
1978	6	4	1	.591	5	1	0	.833	2nd	4	1	0	.800	2	3	1	.417
1979	4	7	0	.364	3	3	0	.500	T-3rd	3	2	0	.600	1	5	0	.167
1980	5	6	0	.455	3	3	0	.500	T-3rd	2	2	0	.500	3	4	0	.429
1981	6	4	0	.600	4	1	0	.800	1st	4	1	0	.800	2	3	0	.400
1982	9	2	0	.818	5	0	0	1.000	1st	5	0	0	1.000	4	2	0	.667
1983	4	7	0	.364	3	2	0	.600	3rd	2	3	0	.400	2	4	0	.333
1984	4	7	0	.364	3	2	0	.600	3rd	3	3	0	.500	1	4	0	.200
1985	8	3	0	.727	5	0	0	1.000	1st	4	1	0	.800	4	2	0	.667
1986	5	5	0	.500	3	2	0	.600	3rd	4	1	0	.800	1	5	0	.167
1987	4	7	0	.364	3	2	0	.600	3rd	2	5	0	.286	2	2	0	.500
1988	7	3	0	.700	5	1	0	.833	T-1st	5	1	0	.833	2	2	0	.500
1989	4	7	0	.364	4	6	0	.400	8th	1	5	0	.167	3	2	0	.600
1990	9	2	0	.818	8	1	0	.889	2nd	4	0	0	1.000	5	2	0	.714
1991	5	6	0	.455	5	4	0	.5									

HONORS/AWRDS

ALL-AMERICA

Derek Koon	2011	PK	Beyond Sports NetHM	Chad Guthrie	1991 TB	D.H. Football Gazette ...1st	Craig O'Sadnick	1973	LB	A.P. Little All-AmericaHM	
Richie Schumacher	2011	DB	Beyond Sports Net3rd	Fontaine Walker	1991	TE	D.H. Football Gazette2nd	Craig O'Sadnick	1972	LB	Associated PressHM
Eric Phillips	2011	P	D.H. Football Gazette2nd	Chris Livingstone	1991	QB	D.H. Football GazetteHM	Al Fulton	1972	DE	Associated PressHM
Michael Elliott	2010	DB	D.H. Football Gazette3rd	Jim Burchett	1988	OC	D.H. Football Gazette3rd	Craig O'Sadnick	1971	LB	Associated PressHM
Pat Murray	2006	OL	D.H. Football GazetteHM				A.P. Little All-AmericaHM	Tom Geredine	1971	WR	Associated PressHM
Tameem Yehyaw	2003	LB	Daktronics2nd	Gary Isaia	1988 TE	D.H. Football Gazette ...1st		Ken Bebermeyer	1970	DE	Associated PressHM
Andrew Blakley	2002	WR	Daktronics2nd	Gary Isaia			A.P. Little All-AmericaHM	Mike Berentes	1970	WR	Associated PressHM
Andrew Blakley	2001	WR	D.H. Football Gazette3rd	Ricky Ruff	1988	LB	D.H. Football GazetteHM	Don Cummings	1970	QB	Associated PressHM
Eric Howe	2001	QB	D.H. Football GazetteHM				A.P. Little All-AmericaHM	Aubrey Johnson	1970	LB	Associated Press3rd
Curt Cira	2000	DT	D.H. Football Gazette3rd	Jim Burchett	1987	OC	A.P. Little All-AmericaHM	Frank Wagner	1968	NG	Associated PressHM
Josh Raaz	2000	OL	D.H. Football GazetteHM	Kevin Urbatsch	1987	OG	Football News2nd	Rich Rhodes	1965 Tack	Associated Press1st	
Jeff Klee	1999	PK	D.H. Football GazetteHM				A.P. Little All-AmericaHM	Rich Gorzynski	1965	QB	Associated PressHM
Tommy Hernandez	1998	DB	D.H. Football Gazette2nd	Russell Evans	1986	WR	Football News2nd	Sharron Washington	1965	RB	Associated PressHM
Tommy Hernandez	1997	DB	D.H. Football GazetteHM				A.P. Little All-America3rd	Dave Grant	1963	Tack	Williamson RatingS.M.
Jarrett Anderson	1996 TB		CoSIDA/NCAA Div. II ...1st	Chris Hegg	1985 QB	AFCA1st	A.P. Little All-America ..1st	Dave Grant	1962 Tack	Williamson Rating1st	
			AFCA1st				D.H. Football Gazette ...1st			Associated Press3rd	
			D.H. Football Gazette ...1st	Andre Gillespie	1985 RB	D.H. Football Gazette ...1st	A.P. Little All-AmericaHM	Mike Richardson	1962	RB	Williamson RatingHM
Jim Guntli	1996	OL	D.H. Football GazetteHM					Dave Grant	1961	Tack	Williamson RatingHM
Jarrett Anderson	1995	TB	CoSIDA/NCAA Div. II2nd	Larry Tisdale	1985	WR	A.P. Little All-AmericaHM	Dale Mills	1960 TB	Williamson Rating1st	
			D.H. Football Gazette2nd	Brian Neubauer	1984	OC	A.P. Little All-America3rd			Associated Press1st	
			C.M. Frank2nd	Mike Yancey	1983	OC	A.P. Little All-America2nd	Dale Mills	1959 TB	Williamson Rating1st	
Matt Copeland	1995	TE	CoSIDA/NCAA Div. II2nd	Tom Hayes	1983	QB	A.P. Little All-AmericaHM	Bob Haller	1958 Tack	Williamson Rating1st	
			D.H. Football GazetteHM	Rich Otte	1983	WR	A.P. Little All-AmericaHM	Dale Mills	1958	TB	Williamson RatingHM
			C.M. Frank2nd	Tom Hayes	1982	QB	A.P. Little All-AmericaHM	Mel Loncaric	1954 C	NAIA1st	
Jim Guntli	1995	OT	C.M. FrankHM	Rich Otte	1982	WR	A.P. Little All-AmericaHM	Edward Bender	1952	QB	Associated PressHM
Scott Hull	1994 OG		C.M. Frank1st	Tom Hayes	1981	QB	A.P. Little All-AmericaHM				
			CoSIDA3rd	Rich Otte	1981	WR	A.P. Little All-AmericaHM				
			A.P. Little All-America2nd	Ligo Letuli	1981	DT	A.P. Little All-AmericaHM				
Jarrett Anderson	1994	TB	D.H. Football Gazette2nd	Eric Holm	1980	WR	A.P. Little All-America2nd				
			C.M. Frank3rd	Doug Kreighbaum	1979	LB	A.P. Little All-AmericaHM				
Paul Grutter	1994	LB	C.M. FrankHM	Darrell Buffington	1978	OG	A.P. Little All-AmericaHM				
Steve Thompson	1994	QB	C.M. FrankHM	Mike Harris	1978	TB	A.P. Little All-America2nd				
			D.H. Football GazetteHM	Mark Sobol	1978	DT	A.P. Little All-AmericaHM				
Mike Roos	1993 NG		D.H. Football Gazette ...1st	Tony Ippolito	1977	NG	A.P. Little All-AmericaHM				
Robert Merriman	1992	DB	D.H. Football Gazette2nd	Lloyd Henry	1977	WR	A.P. Little All-AmericaHM				
Fontaine Walker	1992	WR	D.H. Football GazetteHM	Steve Powell	1977 TB	AFCA1st					
Matt McKnight	1992	OT	D.H. Football GazetteHM				A.P. Little All-America2nd				
			A.P. Little All-America2nd	Lloyd Henry	1976	WR	A.P. Little All-AmericaHM				
Chad Guthrie	1992	TB	D.H. Football Gazette3rd	Steve Powell	1976	TB	A.P. Little All-AmericaHM				
			A.P. Little All-America2nd	Gary Evans	1975	DB	A.P. Little All-America2nd				

HM-Honorable Mention
 S.M.-Special Mention
 1st - First-Team
 2nd-Second-Team
 3rd-Third-Team

Academic All-Americans

Tom Roberts	1st Team	1973	Tom Hayes	2nd Team	1983	Lance Dorsey	1st Team	2001
Keith Driscoll	1st Team	1978	K.C. Conaway	1st Team	1992	Austin Lepper	2nd Team	2002
Keith Driscoll	1st Team	1979	Mike Roos	2nd Team	1993	Tameem Yehyaw	2nd Team	2002
Bob Fletcher	2nd Team	1979	Matt Copeland	2nd Team	1995	Tameem Yehyaw	1st Team	2003
Roy Pettibone	2nd Team	1982	Mark McAdams	2nd Team	1999			
Paul Eckhoff	2nd Team	1983	Austin Lepper	1st Team	2001			

Academic All-District

Dave Quentin	1st Team	1991	Taylor Cates	3rd Team	1998	Mike Redding	1st Team	2002
Owen Doak	2nd Team	1991	Mark McAdams	1st Team	1999	Austin Lepper	1st Team	2002
K.C. Conaway	2nd Team	1991	John Naeve	2nd Team	1999	Tameem Yehyaw	1st Team	2002
K.C. Conaway	1st Team	1992	Kurt Borman	3rd Team	1999	Jake Willrich	2nd Team	2002
Mike Roos	1st Team	1992	Leo Smith	1st Team	2000	Derek Kent	2nd Team	2002
Mike Roos	1st Team	1993	John Naeve	1st Team	2000	Tameem Yehyaw	1st Team	2003
Geoff Hiddleston	2nd Team	1993	Eric Ess	2nd Team	2000	Jarard Levenson	2nd Team	2003
Paul Grutter	2nd Team	1994	Austin Lepper	2nd Team	2000	Derek Kent	2nd Team	2003
Nick Della Vedova	2nd Team	1994	Alfonso Pugh	3rd Team	2000	Mike Shelden	2nd Team	2006
Matt Copeland	1st Team	1995	Eric Ess	1st Team	2001	Justin Smith	2nd Team	2006
Rick Calhoun	1st Team	1995	Austin Lepper	1st Team	2001	Ryan King	1st Team	2007
Bob Nalewajk	2nd Team	1995	Lance Dorsey	1st Team	2001	Matt Ticich	2nd Team	2007
Matt Nelson	2nd Team	1995	Mike Redding	2nd Team	2001	Ryan King	1st Team	2008
Christian Hutson	2nd Team	1996	Brian Sattler	2nd Team	2001	Michael Elliott	2nd Team	2010
Tommy Hernandez	1st Team	1997	Jake Willrich	2nd Team	2001	Ryan Ploesser	2nd Team	2010
Bret Yoder	3rd Team	1997	Derek Kent	2nd Team	2001	Adam Reynolds	1st Team	2011
Craig Hudson	3rd Team	1997				Garrett White	1st Team	2012
Tommy Hernandez	2nd Team	1998						



HONORS/AWARDS

	MIAA OFFENSIVE MVP	2001	Eric Howe (QB) Derek Kent (SS) Eric Howe (QB)	Oct. 1 Oct. 8 Oct. 22	2006	Pat Murray (OL - 1st Team) Josh Mayson (DB - 3rd Team) Michael Elliott (DB - 2nd Team)	
1971	Tom Geredine, WR						
1977	Steve Powell, RB						
1978	Mike Harris, RB	2002	Dusty Burk (QB)	Sept. 9	2011	Eric Phillips (P - 2nd Team)	
1981	Tom Hayes, QB		Tameem Yehyawi (LB)	Sept. 9		Derek Koon (K - 2nd Team)	
1982	Tom Hayes, QB		Dusty Burk (QB)	Oct. 21		Richie Schumacher (DB - 3rd Team)	
1983	Tom Hayes, QB		Judd Lienhard (LB)	Nov. 18			
1985	Chris Hegg, QB				2012	Richie Schumacher (DB - 2nd Team)	
1990	Jeff Frost, QB	2003	Mark Kamphoefner (K/P) Tameem Yehyawi (LB)	Sept. 30 Oct. 28		Dallas Grier (WR - 3rd Team)	
1994	Steven Thompson, QB						
1995	Jarrett Anderson, RB						
1996	Jarrett Anderson, RB	2004	Jake Czeschin (QB) Jake Czeschin (QB)	Oct. 25 Nov. 1			
	MIAA FRESHMAN OF THE YEAR	2006	Jake Cunningham (RB) Les Hammers (DE) Les Hammers (DE) Les Hammers (DE)	Sept. 25 Sept. 25 Oct. 16 Oct. 23	1991	MIAA ALL-ACADEMIC (awarded 1991-96, 3.20 GPA) (Soph or greater, starter or key reserve) Brian Shaw (LB), K.C. Conaway (P), Owen Doak, (OG), Dave Quentin (OC)	
1993	Jarrett Anderson, RB						
1999	Andrew Blakeley, WR						
	MIAA COACH OF THE YEAR	2007	Garret Feig (DB) Matt Ticich (QB) Mickey Masucci (K) Matt Ticich (QB)	Aug. 27 Sept. 10 Oct. 29 Nov. 12	1993	K.C. Conaway (P), Nick Della Vedova (LB), Mike Roos (DL), Jason Koltz (TE)	
1981	Bruce Craddock						
1982	Bruce Craddock						
1985	Jack Ball						
1988	Jack Ball						
1990	Eric Holm	2008	Jason Their (LB) Demetrius Lavant (DB) Mickey Masucci (K)	Sept. 8 Oct. 6 Oct. 6	1992	Mark Grider (WR), Matt Nelson (LB), Paul Grutter (LB), Mike Roos (DL), Nick Della Vedova (LB), Rick Calhoun (DL), Greg Trachsel (DB), Jason Koltz (TE), Geoff Hiddleston (DL)	
	MIAA SPORTSMANSHIP AWARD (awarded 1952-62)	2010	Michael Elliott (DB) Derek Koon (K)	Oct. 18 Oct. 18	1994	Paul Grutter (LB), Matt Nelson (LB), Nick Della Vedova (DE), Jason Koltz (TE), Matt Copeland (TE)	
1952	LaVerne Dabney						
1960	Dale Mills						
	MIAA NEWCOMER OF THE YEAR (awarded 1987-92)	2011	J.B. Clark (QB) Andy Mundwiller (WR)	Sept. 12 Sept. 12	1995	Mike Vaughn (QB), Bill Biermann (DE), Jason McKnight (TE), Craig Hudson (DE), Rick Calhoun (DT), Matt Nelson (LB), Nate Minnis (QB), Bob Nalewajk (OT), Matt Copeland (TE), Christian Hutson (DT), Jeff Nichols (DE)	
1987	Chris Cannon, DT						
	MIAA PLAYERS OF THE WEEK (awarded 1992-2012)	1993	ALL-REGION TEAMS Mike Roos (OL - 1st Team)		1996	Mike Vaughn (QB), Jason McKnight (TE), Tommy Hernandez (DB), Chris Bray (SE), Craig Hudson (DE), Nate Minnis (QB), Jeff Nichols (DE), Christian Hutson (DT), Bret Yoder (FB)	
1992	Robert Merriman (LB)	Sept. 7	1994	Scott Hull (OL - 1st Team) Steven Thompson (QB - 1st Team) Jarrett Anderson (RB - 1st Team)			
1993	Jarrett Anderson (RB) Jason Hendrix (DB)	Oct. 24 Oct. 24					
1994	Steven Thompson (QB) Jarrett Anderson (RB) Paul Grutter (LB)	Sept. 11 Oct. 9 Nov. 6	1995	Matt Copeland (TE - 1st Team) Jim Guntli (OL - 2nd Team) Jarrett Anderson (RB - 2nd Team)		ACADEMIC ALL-MIAA (awarded 1997-2012) (3.50 GPA + All-Conference)	
1995	Nate Minnis (QB) Jarrett Anderson (RB) Jarrett Anderson (RB)	Oct. 9 Oct. 16 Oct. 23	1996	Jarrett Anderson (RB - 1st Team) Bill Crews (OL - 2nd Team) Jim Guntli (OL - 2nd Team) Zac Allison (LB - 2nd Team)		2000	Austin Lepper (K/P), John Naeve (DB), Leo Smith (DL), Jake Willrich (LB)
1996	Jarrett Anderson (RB) Jarrett Anderson (RB) Jarrett Anderson (RB) Zac Allison (LB) Jarrett Anderson (RB) Jarrett Anderson (RB)	Sept. 23 Sept. 30 Oct. 21 Oct. 28 Nov. 11 Nov. 18	1997	Tommy Hernandez (DB - 1st Team) James Ross (WR - 2nd Team)		2001	Bryan Johnson (LB), Austin Lepper (K), Jake Willrich (LB)
1997	Tommy Hernandez (CB) James Ross (WR)	Sept. 22 Oct. 6	1998	Tommy Hernandez (DB - 1st Team)		2002	Dusty Burk (QB), Jake Willrich (LB)
1999	Jason Chambers (LB) Eric Howe (QB) Eric Howe (QB)	Oct. 11 Oct. 25 Nov. 1	2000	John Raaz (OL - 2nd Team)		2003	Tameem Yehyawi (LB), Marcus Yokeley (DB)
2000	Jason Willrich (LB) Eric Howe (QB)	Oct. 9 Nov. 6	2001	Eric Howe (QB - 2nd Team)		2006	Ryan King (TE)
			2002	Andrew Blakley (WR - 1st Team) Jake Willrich (DB - 2nd Team) Judd Lienhard (LB - 3rd Team)		2007	Ryan King (TE), Matt Ticich (QB)
			2003	Tameem Yehyawi (LB - 1st Team) Mark Kamphoefner (P - 2nd Team)		2008	Ryan King (TE)
						2010	Adam Reynolds (LB)
							MIAA PRESIDENTIAL SCHOLARS (awarded 1997-2012) (4.00 GPA)
						1998	Lance Dorsey (DB), Jeremy Youse (DE)
						1999	Lance Dorsey (DB), Austin Lepper (P)
						2000	Lance Dorsey (DB)
						2001	Lance Dorsey (DB)
						2006	Justin Smith (DT)
						2009	Justin Corcoran (FB)
						2010	Justin Corcoran (FB)
						2011	Justin Corcoran (FB)
						2012	Justin Corcoran (FB), Charles Walde (DB)



HONORS/AWARDS

**MIAA COMMISSIONERS ACADEMIC
HONOR ROLL
(awarded 1997-2012)
(3.00 GPA/Soph. or older)**

1997 (22) Zac Allison (LB), Tom Beegle (OL), Tim Bussen (WR), Taylor Cates (DE), Ramon Christopher (DB), Derek Cisler (WR), Dan Curtis (OL), Mike Hazen (DE), Tommy Hernandez (DB), Mark McAdams (OL), Nate Minnis (QB), Mark Schell (TE), Brett Schrey (DE), Brian Schroeder (LB), Ben Slentz (OL), Spencer Stevens (OL), Scott Swindler (TE), Kelly Taylor (DB), Mike Vaughn (QB), Michael Wishon (OL), Todd Wolfe (TE), Bret Yoder (RB)

1998 (23) Kurt Bormann (RB), Tim Bussen (WR), Taylor Cates (DE), Curt Cira (DT), Ryan Czechowski (WR), Kirby DeMoss (WR), Tommy Hernandez (DB), Kevin Hollinger (P/K), Jeff Klee (K), Mark McAdams (OL), John Naeve (DB), Toko Nguyen (DB), Chris Sauer (FB), Brian Schroeder (LB), Ben Slentz (OG), Leo Smith (DE), Spencer Stevens (OL), Scott Swindler (TE), Kelly Taylor (RB), Steve Wilson (FB), Mike Wishon (OT), Todd Wolfe (TE), Bret Yoder (FB)

1999 (22) Sam Barnes (DE), Kurt Bormann (RB), Tim Bussen (WR), Curt Cira (DT), Kevin Collins (WR), Kirby DeMoss (WR), Eric Ess (TE), Jeff Klee (K), Jim Marischen (LB), Mark McAdams (OT), Damon Motley (OT), John Naeve (DB), Toko Nguyen (DB), Jason Riney (TE), Bryan Sattler (OG), Chris Sauer (FB), Brett Schrey (DE), Leo Smith (DE), Ryan Sullivan (QB), Steve Wilson (FB), Mike Wishon (OT), Dominick Wright (DB)

2000 (25) Brian Archibald (TE), Curt Cira (DT), Kevin Collins (WR), Lance Dorsey (DB), Eric Ess (TE), Eric Howe (QB), Geoff Jensen (WR), Bryan Johnson (LB), Austin Lepper (K/P), Adam Meyer (DB), Damon Motley (OT), John Naeve (DB), Toko Nguyen (DB), Alfonso Pugh (WR), Michael Redding (RB), Jason Riney (TE), Bryan Sattler (OG), Chris Sauer (TE), Leo Smith (DE), Ryan Sullivan (QB), Carl Swenson (RB), Justin Walter (DB), Jake Willrich (LB), Steve Wilson (FB), Dominick Wright (DB)

2001 (30) Brian Archibald (TE), Anthony Binion (DB), Billy Bundy (LB), Brian Cosmano (RB), Jake Czeschin (QB), Lance Dorsey (DB), Eric Ess (TE), Mike Harris (OL), Eric Howe (QB), Geoff Jensen (WR), Bryan Johnson (LB), Derek Kent (DB), Joe Kummer (DL), Austin Lepper (K/P), Matt Marble (DB), Jim Marischen (DE), Adam Meyer (DB), Damon Motley (OT), Wyatt Pickering (RB), Alfonso Pugh (WR), Jason Riney (TE), Bryan Sattler (OG), Colin Shaw (WR), Eric Stewart (OL), Ryan Sullivan (QB), Carl Swenson (RB), Justin Walter (DB), Jake Willrich (LB), Dominick Wright (DB), Tameem Yehyawi (LB)

2002 (21) Dan Bredenkoetter (DT), Billy Bundy (LB), Andrew Cowherd (LB), Derek Kent (LB), Ted Guisinger (DT), Geoff Jensen (WR), Austin Lepper (K/P), Matt Marble (DB), Sean Morris (DE), Mike Mowen (LB), Beau Nelson (DT), Alfonso Pugh (WR), Mike Redding (RB), Dominick Scalise (LB), Colin Shaw (WR), Scott Smith (LB), Eric Stewart (OT), Carl Swenson (FB), Anthony Weber (TE), Jake Willrich (LB), Tameem Yehyawi (LB)

2003 (21) Keith Brigman (DE), Billy Bundy (DB), Jake Czeschin (QB), Jason Douglas (DB), Ted Guisinger (DT), Derek Kent (DB), Jerard Levenson (RB), Matt

Marble (DB), Chris Martinek (OG), Sean Morris (DE), Mike Mowen (LB), Beau Nelson (DT), Dominick Scalise (LB), Colin Shaw (WR), Mark Standage (DT), Eric Stewart (OT), A.J. Weber (TE), Ben Wilson (DB), Tameem Yehyawi (LB), Marcus Yokeley (DB)

2004 (20) Justin Bodenhausen (WR), Jake Czeschin (QB), Jason Douglas (DB), Ted Guisinger (DT), Steven Holman (TE), Richard Mayson (WR), Sean Morris (DE), Michael Mowen (LB), Beau Nelson (DT), Grant Norland (QB), James Perry (WR), Andrew Pitts (DB), Andrew Ramaker (DE), Roland Reeves (OT), Mike Shelden (C), Justin Smith (DT), Mark Standage (DT), A.J. Weber (TE), Ben Wilson (LB), Marcus Yokeley (LB)

2005 (12) Jesse Cooper (DB), Jason Douglas (DB), Steven Holman (DE), Richard Mayson (TE), Tyrone McCormick (OG), Michael Patnode (RB), Tyler Paytas (TE), James Perry (WR), Andrew Pitts (C), Mike Shelden (C), Justin Smith (DT), Marcus Yokeley (DB)

2006 (17) Jeff Amundson (WR), Matt Burel (DB), Jesse Cooper (DB), Jon Frantz (OL), Kyle Glenn (LB), Steven Holman (DE), Steve Jurkovic (LB), Ryan King (TE), Bobby Massop (LB), Richard Mayson (TE), James Perry (WR), Andrew Pitts (C), Derek Rodriguez (DB), Jeff Sanders (WR), Mike Shelden (C), Justin Smith (DT), Jason Their (LB)

2007 (18) Charlie Brunette (WR), Matt Burel (DB), Albert Coker (WR), Jesse Cooper (DB), Jake Cunningham (RB), Steve DiAntonio (TE), Jon Frantz (OL), Steve Jurkovic (LB), Phil Kenney (RB), Ryan King (TE), Michael Long (QB), Bobby Massop (LB), Mickey Masucci (K), Derek Rodriguez (DB), Richard Schroeder (DE), Andy Swedenhjelm (DL), Jason Their (LB) and Matt Ticich (QB)

2008 (33) Charlie Brunette (WR), Dan Bryar (LB), Steve DiAntonio (TE), Cyrus Elahi (WR), Michael Elliott (DB), Philip Francois (OL), Gareth Jackson (DB), M.J. Kang (DL), Phil Kenney (RB), Ryan King (TE), Jeff Klott (FB), Sterling Lopez (TE), Thomas Magna (DB), Bobby Massop (LB), Mickey Masucci (K), Michael Mayszak (QB), Mark Moss (DL), Andrew Mundwiller (QB), John Nolan (OL), Billy Oline (DE), Wade Pelc (LB), Ryan Ploesser (DL), Adam Reynolds (LB), Caleb Roberts (QB), Mark Soltys (DB), Andy Swedenhjelm (DL), Jason Thier (LB), Matt Ticich (QB), Dan Tweeton (OL), Kyle Veazey (LB), Nathan Vickers (OL), Carder Wallace (DB), Kyle Whitcher (DB)

2009 (42) Wes Allen (RB), Landon Anderson (RB), Harnish Ayora (RB), Stephen Backes (OL), Steve Bosilovatz (OL), Dan Bryar (LB), Travis Cain (TE), Justin Corcoran (LB), Steve DiAntonio (TE), Cyrus Elahi (WR), Michael Elliott (DB), Phillip Francois (OL), Charlie Heinzmann (LB), M.J. Kang (DL), Dahn Kemp (LB), Kade Kinney (DL), Jack Klein (DB), Jeff Klott (DL), Demetrius Lavant (DB), Harold Lloyd (DL), Sterling Lopez (TE), Mickey Masucci (K), Jake McKinnis (DL), Billy Oline (DL), Wade Pelc (LB), Eric Phillips (P), Ryan Ploesser (DL), Tony Pucci (WR), Jon-Luke Ratliff (QB), Brenton Reese (OL), Adam Reynolds (LB), Caleb Roberts (QB), Conrad Schottel (QB), Matthew Smith (DL), Eric Sternberg (LB), Scott Stevens (RB), Jared Stumpe (DL), Dan Tweeton (OL), Calvin Van O'Linda (LB), Nathan Vickers (OL), Dennis Walls (DB), Kyle Whitcher (DB)

2010 (39) Ethan Allen (WR), Wes Allen (RB), Trevor Allinson (WR), Harnish Ayora (RB), Stephen Backes (OL), Matthew Bell (LB), Brandon Campbell (OL), Shea Carr (OL), Justin Corcoran (FB), Patrick Cosgrove (OL), Michael Elliott (DB), Philip Francois (OL), Charlie Heinzmann (LB), Dustin Howard (LB), Matt Jacobs (RB), M.J. Kang (DL), Dahn Kemp (LB), Kade Kinney (DE), Jeff Klott (DE), Harold Lloyd (DL), Sterling Lopez (TE), Kurt Loyd (DB), Connor Nagel (LB), Adam Nelson (DB), Chico Orlando (TE), Wade Pelc (LB), Tony Pucci (WR), Brenton Reese (OL), Adam Reynolds (LB), Caleb Roberts (TE), Brian Rosser (PK), Conrad Schottel (QB), Hank Sitkiewicz (LB), Matthew Smith (DE), Scott Stevens (RB), Jared Stumpe (DL), Ryan Summers (DL), Dan Tweeton (OL), Kyle Whitcher (DB)

2011 (47) Nic Abbate (DE), Ethan Allen (WR), Wes Allen (RB), Trevor Allinson (WR), Harnish Ayora (RB), Stephen Backes (OL), Matthew Bell (LB), Patrick Blackwell (DL), Steve Bosilovatz (OL), Ja Cobe Britt (LB), Brandon Campbell (OL), Justin Corcoran (FB), Michael Elliott (DB), Philip Francois (OL), Nate Gorman (DB), Gavin Hall (LB), Brad Hardin (OL), Charlie Heinzmann (LB), Dustin Howard (LB), John Jeskey (DL), M.J. Kang (DL), Dahn Kemp (DL), Kade Kinney (DE), Jeff Klott (DE), Harold Lloyd (DL), Kurt Loyd (DB), Tom Million (OL), Tracy Milo (RB), Kevin Montgomery (WR), Adam Nelson (DB), Chico Orlando (TE), Wade Pelc (LB), Tony Pucci (WR), Adam Reynolds (LB), Caleb Roberts (TE), Conrad Schottel (QB), Richie Schumacher (LB), Hank Sitkiewicz (LB), Tyler Sprigg (WR), Scott Stevens (RB), Jared Stumpe (DL), Ryan Summers (DL), Aaron Tjarks (OL), Justin Tubb (DL), Nick Tufts (OL), Kyle Whitcher (DB), Garrett White (RB)

2012 (53) Ethan Allen (WR), Wes Allen (RB), Trevor Allinson (WR), Stephen Backes (OL), Bo Bell (QB), Matthew Bell (LB), Patrick Blackwell (DL), Steve Bosilovatz (OL), Ja Cobe Britt (LB), Brandon Campbell (OL), Logan Carney (DL), Justin Corcoran (FB), Michael Elliott (DB), T.J. Fine (DB), Nate Gorman (DB), Dominic Greenlee (DL), Gavin Hall (LB), Brad Hardin (OL), Charlie Heinzmann (LB), Dustin Howard (LB), Chris Jackson (RB), Matt Jansen (WR), John Jeskey (DL), Dahn Kemp (FB), Kade Kinney (DE), Jeff Klott (DE), Kyle Leckrone (DL), Harold Lloyd (DL), Sterling Lopez (TE), Kurt Loyd (DB), Thomas Million (OL), Tracy Milo (RB), Kevin Montgomery (WR), Brett Nagel (WR), Connor Nagel (LB), Chico Orlando (TE), Wade Pelc (LB), Tony Pucci (WR), Nick Reichert (DL), Caleb Roberts (TE), Michael Salts (LB), Conrad Schottel (QB), Richie Schumacher (LB), Tyler Sprigg (WR), Scott Stevens (RB), Jared Stumpe (DL), Ryan Summers (DL), Justin Tubb (DL), Charles Walde (DB), Brad Wellman (OL), Kyle Whitcher (DB), Garrett White (RB), Austin Zoda (DB)



HONORS/AWARDS

GLVC

PLAYERS OF THE WEEK

(awarded 2013)

2013	Tremaine Millender (KR)	Sept. 9
	Jacob Lamp (P)	Sept. 23
	Conrad Schottel (QB)	Oct. 7
	A.J. Hartfield (KR)	Oct. 14
	Jacob Lamp (P)	Oct. 21
	Austin Zoda (DB)	Oct. 28
	Garrett White (RB)	Nov. 4

ACADEMIC ALL-GLVC

(awarded 2013 -)

(3.30 GPA or 3.40 over two semesters)

2013 (36) Nic Abbate (DL), Pablo Adame (DL), Ethan Allen (WR), Wes Allen (DB), Stephen Backes (OL), Matthew Bell (LB), Trevor Briggs (FB), Logan Carney (DL), Ben Chaney (DB), Justin Corcoran (FB), T.J. Fine (DB), Marcus Flisher (DB), Kyle Fuchs (QB), Nate Gorman (DB), Brad Hardin (OL), Marcos Hernandez (WR), Roger Howard (K), Ognjen Illic, Jordan Jorgenson (WR), Dahn Kemp (FB), Kade Kinney (DL), Kyle Leckrone (DL), Brett Nagel (WR), Chico Orlando (TE), Dalton Powell (QB), Tony Pucci (WR), Nick Reichert (DL), Andrew Riek (OL), Michael Salts (LB), Scott Schwend (RB), Kyle Spratt (WR), Tyler Sprigg (WR), Adam Tiefenbrunn (QB), Brad Wellman (OL), Garrett White (RB), Dalton Zeiser (P)

MISSOURI SPORTS HALL OF FAME

1952	Don Faurot (Coach)
1993	Maurice "Red" Wade (Coach)
2001	Don Faurot (Legend)
2007	Russ Sloan (Coach)
2012	Dr. John Bailey (Sports Medicine)
	Gerald "Shag" Grossnickle (Contributor)
	Shane Cavanah (Coach)
	1969, 1970, 1971 Football Teams

TRUMAN ATHLETICS HALL OF FAME

Name	Year Inducted	Name	Year Inducted
Edward Adams	1989	Melvin Loncaric	1986
Ralph Alexander	1985	Frederick Lyles	1989
Jack Ball	1987	Ray Mach	1991
Stanley Barker	1993	Delbert Maddox	1984
Willie Barton	1984	Ronald Mangold	1999
Kenneth Bebermeyer	1992	Trusten McArtor	1988
Ed Bender	1990	Wayne McKanna	1989
Mike Berentes	1991	Milton McPike	1984
Frank Bigsby	1992	H.L. McWilliams	1984
James Blacklock	2007	Alec Meinke	2008
Charles Blakley	1991	Donald Merritt	1989
Clifford Bohmback	1987	Jerry Meyer	1992
Bill Bowles	2003	Ted Michael	1991
John Bringer	1993	Dale "Paley" Mills	1984
Dick Brownlee	1991	Janks Morton	1989
Darrell Buffington	2000	Payne Muir	1989
Jim Burchett	2000	Jeff Neal	1987
William Cable	1989	Carl Noble	1983
Robert Carlson	1988	Craig O'Sadnick	1987
Ralph Cavanah	1984	Richard Otte	1995
James Chevalier	1983	Jack Perrin	1990
Carroll Cochran	1991	Leo Petree	1991
Dale Collier	1989	Glendle G. Pickering	1996
Bruce Craddock	1989	Leslie Post	1990
Levi Craig	1983	Steve Powell	1991
Orval Craig	1983	Harold Protiva	1985
Don Cummings	1994	Clifton "Dickie" Ray	1994
Guy Curtright	1984	Rich Rhodes	1986
L.E. "Horse" Dabney	1986	Mike Richardson	1986
William "Wirt" Downing	1983	William Richardson	1988
James Dougherty	1983	Robert Roark	1987
Robert Doyle	1988	Jack Robinson	1983
Lervil Elliott	1989	Martin Rohde	1984
Ray Elliott	1990	Donald Rowden	1988
Arnold Embree	1983	James Scanlan	1999
Gary Evans	1990	Frederick Schwengel	1983
Robert Evans	1988	William Seman	1995
Russell Evans	1999	John "Hi" Simmons	1985
Don Faurot	1983	Chauncey Simpson	1989
Robert Fletcher	2004	Dennis Sissom	1998
Darrell Fouch	1993	Russell Sloan	1993
Jeff Frost	2000	Mark Sobol	1993
Kenneth Gardner	1983	John Spainhower	1985
Thomas Geredine	1988	Donald E. Sparks	1996
Jerry Germain	1991	Rob Staggs	1997
Dale Gildehaus	1997	R.O. Stickler	1987
Andre Gillespie	2002	Bill Stock	1990
Rick Gorzynski	1994	James Streeter	1986
Darrel Gourley	1989	Donald "Red" Sylvara	1987
Dave Grant	1986	Team-Football 1934	2006
Peter Grathwohl	1999	Clint Thompson	2006
Howard Gross	1991	Orville Towers	1987
Gerald Grossnickle	1984	Carl Troester	1987
Chad Guthrie	2012	Donald Vail	1988
Robert Haller	1990	R.E. Valentine	1984
Jack Hammock	1990	Lowell Wade	1992
Michael Harris	2002	Maurice "Red" Wade	1983
Earl Hatcher	1985	Frank Wagner	1994
Thomas E. Hayes	1996	H. A. Walmsley	1994
Chris Hegg	1998	John Ware	2008
Eric Holm	2003	Melissa Ware	2008
T.J. Jackson	1992	Sharron Washington	1988
Larry Johnson	1995	Robert Watts	1992
Aubrey Johnson	1987	Jack Wells	1989
Larance Jones	1985	Mike Yancey	1998
Boyd King	1983	Roland Zeigel	1984
Michael Laususe	1997		
Robert Lawrence	1990		
Dave Lintner	1990		



AWARDS/HONORS

Harlon Hill Award

Jarrett Anderson made college football history when he completed an illustrious four-year career at Truman and became the first Bulldog to win the NCAA Division II Player of the Year award, the Harlon Hill Trophy.

The award was presented to Anderson on Dec. 13, 1996, in Florence, Ala. Anderson received 42 first-place votes from NCAA Division II football sports information directors and had a grand total of 207 points, just two shy of setting the Harlon Hill record at that time for most points. His name did appear on 92 of the 105 ballots cast which was a new record for the award at that time.

Anderson finished his career with a Truman and Mid-America Intercollegiate Athletics Association record of 6,166 yards rushing, shattering former Bulldog Dale "Paley" Mills' (1957-60) 36-year-old record of 4,502. It also made him the third all-time rusher in NCAA history at any level, passing former Heisman winners Tony Dorsett, Herschel Walker and Archie Griffin.

During his senior campaign, Anderson was unanimously voted MIAA Offensive MVP. He rushed for 2,140 yards in '96, setting the NCAA Division II mark for yards in a season that year, the sixth-highest single season total among all divisions at that time.

Anderson broke or tied five NCAA Division II records his final season. In addition to the season rushing record, he set records in season yards per game with 194.5 and career touchdowns at 73, and he tied the marks for 1,000-yard seasons with four and 200-yard games in a season with five in 1996.

Ten MIAA records and 17 Truman stan-


dards were re-written before Anderson, who had never been redshirted, took off the Purple and White for the last time. Besides those that were also NCAA marks, others included single-season touchdowns (28), single-season rushing touchdowns (27), career scoring (440), single-season scoring (168), career rushing attempts (979) and 100-yard games in a career (20 out of 43). He tied the mark for touchdowns in a game in the MIAA (6), but it stands as a Truman record.

Anderson gained 306 yards against Emporia State, tying Mills' single-game record at Truman, but ESU's Brian Shay gained 360 yards in a game earlier in the 1996 season for the league record. Shay led the nation in rushing for several weeks after that, but Anderson claimed the honor with two weeks remaining to lead the nation in rushing and scoring for the year.

Shay broke many of Anderson's NCAA and MIAA records before he finished his career in 1997. A complete account of Anderson's current NCAA records is on page 48.

"A player like Jarrett only comes along once every 50 years or so," his head coach John Ware said. "I feel honored to have been his coach."

Anderson, who never missed a game in four years, began in 1993 when he rushed



for 1,096 and was named MIAA freshman of the year. He was MIAA Offensive MVP two consecutive years in 1995 and 1996, and a finalist for the Hill Trophy in 1994.

During the 2000 season, Anderson had his No. 3 retired at Truman, and he was named to the Truman all-Century football team.

	G	Rush	Net	Y/R	Y/G	TDs	Rec.	Yds	Y/R	Y/G	TDs	2PTC	Pts
1993	11	167	1,096	6.5	99.6	12	21	197	9.4	17.9	1	0	78
1994	10	259	1,428	5.5	142.8	14	14	143	10.2	14.3	2	0	96
1995	11	232	1,502	6.5	136.6	16	16	126	7.9	11.5	0	1	98
1996	11	321	2,140	6.7	194.5	27	13	167	12.8	15.2	1	0	168
Career	43	979	6,166	6.3	143.4	69	63	633	10.0	14.7	4	1	440

Retired Numbers

The No. 3 was worn by the 1996 NCAA Division II player of the year, **Jarrett Anderson**, from 1994-96. Anderson's number was retired by the team during halftime of the homecoming game with Missouri Southern on Oct. 21, 2000. He led the nation in rushing and scoring in 1996, setting countless MIAA, Truman and NCAA records by the end of his career. Anderson was named to the Truman All-Century Football team in 2000 after winning the Harlon Hill trophy, presented annually to the DII player of the year. See page 45 for a complete story on Anderson.

Jersey No. 31, worn by running back **Dale "Paley" Mills** from 1957-60, was retired in 1977. Mills, who at one time held 10 college division records, garnered all-America status four times in his career. He collected first-team accolades twice in 1960, once in 1959, and was an honorable mention pick in 1958. Mills entered the Truman Athletics Hall of Fame in 1984. Until Jarrett Anderson's record-breaking spree in '96, Mills held nine Bulldog records, including career rushing yards (4,502) and career scoring (407). See page 54 for a detailed story on Mills' accomplishments.

Jersey No. 32, worn by **Derringer Cade** in his last season of a three-year career (1988-90) as a Bulldog outside linebacker, was retired in 1990. Cade died from a rare heart disease after collapsing on the sidelines late in a game at Southwest Baptist during his junior year. According to his coaches, Cade played the best game of his career that day. He was credited with eight total tackles, including two-and-a-half quarterback sacks and another tackle for a loss. The Derringer Cade Inspirational Award was instituted by the coaches following his death. See page 58 for a list of the award winners.

3

31

32



BULLDOGS IN THE PROS

PRO DRAFT HISTORY

Name	Pos	Year	Rnd	Sel #	Team
Mills, Dale	HB	1961	30	NA	Denver (AFL)
McPike, Milt	E	1962	12	NA	San Francisco
Washington, Sharron	FL	1967	8	201	Houston Oilers
Seman, Bill	G	1967	16	395	NY Giants
Cash, Rick	T	1968	10	260	Green Bay
Geredine, Tom	WR	1973	4	94	Atlanta
Elliott, Lenvil	RB	1973	10	249	Cincinnati
Jones, Larry	WR	1974	15	367	NY Giants
Hedge, Bill	T	1974	17	417	Houston Oilers
Robinson, Marvin	RB	1974	30	351	Chicago (WFL)
Powell, Steve	RB	1978	7	183	Buffalo
Hegg, Chris	QB	1986	11	280	Atlanta

Randy Besler, OG/OT

Calgary Stampeders (CFL), 1981

Rick Cash, DL

Atlanta Falcons, 1968
Los Angeles Rams, 1969-71
New England Patriots, 1972-73
Philadelphia Bell (WFL), 1974
San Antonio Wing (WFL), 1975

Lenvil Elliott, RB

Cincinnati Bengals, 1973-78
San Francisco 49ers, 1979-81

Russell Evans, WR

Seattle Seahawks, 1987 *
* Replacement player during strike

Tom Geredine, WR

Atlanta Falcons, 1973-74
Los Angeles Rams, 1976

Matt Heidmann, QB

New England Steamrollers (AF), 1988

Jason Hendrix, WR/LB

St. Louis Stampede (AF), 1995

Lloyd Henry, WR

Miami Dolphins, 1977-78
Saskatchewan Roughriders (CFL), 1979

Larry Jones, WR/DB

Washington Redskins, 1974-77
San Francisco 49ers, 1978

Chris Livingstone, QB

St. Louis Stampede (AF), 1995-96

Roland Mangold, OL

Montreal Alouettes (CFL), 1979-81
Toronto Argonauts (CFL), 1982-83
Montreal Concordes (CFL), 1983-84

Michael Morris, OC-LS

St. Louis Cardinals, 1987-88
Kansas City Chiefs, 1989
New England Patriots, 1989
Seattle Seahawks, 1990
Cleveland Browns, 1990
Minnesota Vikings, 1991-99

Pat Murray, OL

Green Bay Packers, 2007
Seattle Seahawks, 2008
Denver Broncos, 2008
Cleveland Browns, 2009 -

Craig O'Sadnick, S

Chicago Fire (WFL), 1974

Leo Petree, RB

Cleveland Tigers (APFA), 1920
Toledo Maroons, 1922

Steve Powell, RB

Buffalo Bills, 1978-79

Jack Robinson, OG/OT

Brooklyn Dodgers, 1935-36
Chicago Cardinals, 1936-37
Pittsburgh Pirates, 1938
Cleveland Rams, 1938

Marv Robinson, RB

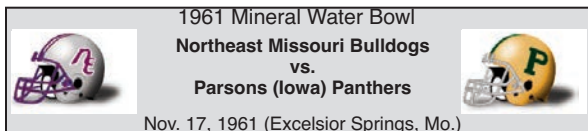
Chicago Fire (WFL), 1974

Spencer Stevens, OC

Quad City Steamwheelers (AF), 2000-2001



POSTSEASON GAMES:



Truman's first trip to the postseason came in 1961, and Maurice "Red" Wade's men savored the results over the cold winter months that followed. They turned back Parsons College of Fairfield, Iowa, 22-8, in the Mineral Water Bowl at Excelsior Springs after winning the school's 16th league championship and finishing the regular season with an 8-1 overall record.

Parsons' Wildcats carried a perfect 9-0 ledger into the bowl battle on the evening of Nov. 25 at Roosevelt Field. A steady rain had fallen before the kickoff, and the rapidly dropping temperature and blustery wind kept 5,000 spectators shivering.

The Bulldogs exploded quickly on a Jerry Germain 6-yard run with 8:43 remaining in the first quarter, and a Germain 19-yard scamper with 13:11 left in the second period. Quarterback Jack Ball rifled a 10-yard aerial strike to Janks Morton with 10:22 showing on the clock in the second stanza.

Parsons' only tally came on the last play of the first half, as Nathaniel Craddock scored from the Truman 3-yard line. Both defenses shut down their opponents after intermission.

Receiving recognition for their performances in the game were Fred Lyles, who was voted outstanding lineman by sportswriters, and Dave Grant who was cited as the best tackler.

The Mineral Water bowl was reinstated in 2000 as a Division II bowl game, after a 25-year hiatus from the small college scene.



Following a third place conference finish, the Bulldogs (4-6 overall) were invited to play in the second annual Moilia Shrine Classic that was held at Spratt Stadium in St. Joseph, Mo. Their opponent would be future conference member but current NAIA powerhouse Pittsburg State (7-3 overall) on Nov. 22, 1980.

A 20-yard field goal by Jack Calvert with two seconds left in the game gave the Bulldogs a 17-14 victory over the Gorillas.

Calvert's kick was set up by an interception by Bulldog cornerback Freddy Thompson at the Truman 25-yard line and returned out to midfield. A personal foul on the play moved the ball up another 15 yards.

Two passes by Bob Zumbahlen put the ball on the Gorilla's 3-yard line.

The Bulldogs had tied the game 14-14 with 11:14 remaining on an 11-yard run by Dan Healy.

Pittsburg State took a 7-0 lead in the first quarter on a 1-yard run by Richard Overton. The Bulldogs countered with a two-yard scoring pass from Zumbahlen to Greg Himmelman early in the second quarter.

Zumbahlen finished with 194 yards in the air with Himmelman catching seven passes, Eric Holm with six and Rich Otte with four for 87 yards.

1961 Mineral Water Bowl					
	1	2	3	4	F
Truman	6	16	0	0	22
Parsons	0	8	0	0	8

Scoring
Truman-Jerry Germain 6-yard run (kick failed).
Truman-Germain 19-yard run (Minton run).
Truman-Janks Morton 10-yard pass from Jack Ball (Ted Michael run).
PC-Nathaniel Craddock 3-yard run (Joe Patava pass from Bob Wieneke).

Statistics	TRUMAN	PC
First Downs	10	11
Rushing Yards	205	211
Passes	13-4-1	24-9-5
Passing Yards	91	117
Penalty Yards	80	30

Attendance: 5,000

1980 Moila Temple Shrine Classic					
	1	2	3	4	F
Pitt State	7	0	0	7	14
Truman	0	7	0	10	17

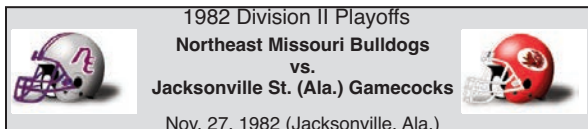
Scoring
PSU - Overton 1-yard run (Ballou PAT).
Truman-Himmelman 2-yard pass from Zumbahlen (Calvert PAT).
PSU-Overton 2-yard run (Ballou PAT)
Truman-Healy 11-yard run (Calvert PAT)
Truman- Calvert 20-yard field goal

Statistics	TRUMAN	PSU
First Downs	15	23
Rushing Yards	56	310
Passes	36-18-0	13-7-3
Passing Yards	194	91
Penalty Yards	30	124

Attendance: 500



POSTSEASON GAMES:

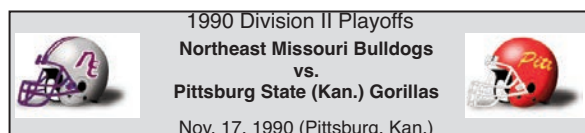


Despite outgaining Jacksonville State (Ala.), 425 to 248 total yards, mistakes proved to be the undoing of Truman in its second postseason appearance.

The Bulldogs committed five costly turnovers in a 34-21 loss to the Gamecocks in the first round of the 1982 NCAA Division II playoffs at Jacksonville. Truman drew first blood in the game on quarterback Tom Hayes' 14-yard pass to tight end Brian McGovern.

The final 22 minutes of the first half was a nightmare for Bruce Craddock's men. The Gamecocks scored 31 points on a safety (after a blocked punt), a 61-yard run, a 100-yard pass interception return, a 24-yard pass and a 2-yard run.

All of that scoring came after or was the direct result of Truman's errors. Midway through the third period, Truman pulled within 10 points on a 20-yard aerial from Hayes to flanker Rich Otte and Hayes' 3-yard dash to the end zone. However, Jacksonville State added insurance points on a 29-yard field goal by Chris Hobbs in the fourth stanza.



Eight years after the Bulldogs made their first trip to the Division II playoffs, Truman traveled to conference rival Pittsburg State (Kan.) in November of 1990 for a first-round encounter.

The Bulldogs entered the game winning nine straight while Pittsburg handed Truman their only loss of the season to win the league's championship.

The game started in positive fashion for Truman as Scott Bresaw kicked a 37-yard field goal early in the first quarter. But that was the only time the team got on the scoreboard. The Gorillas, ranked third nationally, exploded for 38 points in the first 30 minutes and added 21 more in the second half to blast Truman, 59-3.

1982 Division II Playoffs

	1	2	3	4	F
Truman	7	0	14	0	21
Jacksonville	9	22	0	3	34

Scoring

Truman-Brian McGovern 14-yard pass from Tom Hayes (Dave Austinson PAT).

JSU-Team safety.

JSU-Reginald Goodloe 61-yard run (Chris Hobbs PAT).

JSU-Charles Harris 100-yard pass interception (Goodloe pass from Ed Lett).

JSU-Darry Evans 24-yard pass from Lett (Hobbs PAT).

JSU-Walter Broughton 2-yard run (Hobbs PAT).

Truman-Rich Otte 10-yard pass from Hayes (Austinson PAT).

Truman-Hayes 3-yard run (Austinson PAT).

JSU-Hobbs 29-yard field goal.

Statistics	TRUMAN	JSU
First Downs	24	11
Rushing Attempts	37	40
Rushing Yards	88	113
Passes	41-24-4	24-10-2
Passing Yards	337	135
Punts/Average	6/32.5	7/43.7
Fumbles/Lost	2/1	0/0
Penalties/Yards	10/85	9/98

Attendance: 10,000

1990 Division II Playoff

	1	2	3	4	F
Truman	3	0	0	0	3
Pittsburg	7	31	7	14	59

Scoring

Truman-Scott Bresaw 37-yard field goal.

PSU-Jay Padden 3-yard run (James Jenkins PAT).

PSU-Ronald Moore 1-yard run (Jenkins PAT).

PSU-Ronnie West 18-yard pass from Padden (Jenkins PAT).

PSU-West 33-yard pass from Padden (Jenkins PAT).

PSU-Darren Dawson 27-yard run (Jenkins PAT).

PSU-Jenkins 20-yard field goal.

PSU-Dawson 4-yard run (Jenkins PAT).

PSU-Padden 2-yard run (Jenkins PAT).

PSU-Todd Hafner 15-yard run (Jenkins PAT).

Statistics	TRUMAN	PSU
First Downs	10	29
Rushing Attempts	22	75
Rushing Yards	56	356
Passes	32-12-2	13-8-0
Passing Yards	174	159
Punts/Average	7/33.4	3/36.7
Fumbles/Lost	1-1	1-0
Penalties/Yards	9/70	4/45

Attendance: 4,500



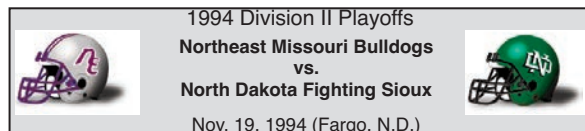
POSTSEASON GAMES:



Two years later, the squad made the Division II playoff field again. However, the results were much the same as in 1982 and 1990. North Dakota State, ranked second nationally, defeated Truman, 42-7, in a first-round game in Fargo, N.D. A harbinger of what was in store for the Bulldogs came on the first play from scrimmage. A pass by quarterback Steve Thompson was intercepted, and the Bison converted the Truman mistake into a TD. They scored three more times for a 28-0 advantage at halftime.

Early in the third quarter, Truman posted their only TD when Thompson connected with flanker Fontaine Walker on a 32-yard aerial. The five-play scoring drive was set up by outside linebacker Nick Della Vedova's fumble recovery.

Truman threatened in the fourth period, but Thompson was intercepted again, this time on the NDSU 8-yard line. The Bison put their final two TDs on the board in the last three minutes of the game.



The 1994 Bulldogs came the closest yet to advancing further than the first round of the NCAA Division II playoffs. However, they succumbed to the University of North Dakota Fighting Sioux, 18-6, in Grand Forks.

The Sioux scored two TDs in the first half, one set up by an 11-yard interception return by Brent Johnson. After a scoreless first period for Truman, future Harlon Hill winner, tailback Jarrett Anderson, put Truman on the board with a 3-yard run set up by an 81-yard kickoff return by Art Austin early in the third quarter.

But, North Dakota also posted a TD in the third period on a pass from quarterback Clay Wagner to wide receiver Jeff McElroy, the last scoring play of the game.

1992 Division II Playoff

	1	2	3	4	F
Truman	0	0	7	0	7
N. Dakota St.	14	14	0	14	42

Scoring

- NDSU-Pete Erickson 12-yard run (Ludwig Millfors PAT).
- NDSU-Mark Hansen 9-yard run (Millfors PAT).
- NDSU-Arden Beachy 12-yard run (Millfors PAT).
- NDSU-Hansen 44-yard run (Millfors PAT).
- Truman-Fontaine Walker 32-yard pass from Steve Thompson (Scott Rudel PAT).
- NDSU-T.R. McDonald 16-yard pass from Beachy (Millfors PAT).
- NDSU-Raul Sanchez 29-yard run (Millfors PAT).

Statistics	TRUMAN	NDSU
First Downs	19	30
Rushing Attempts	30	68
Rushing Yards	122	493
Passes	15-27-4	5-11-1
Passing Yards	184	92
Punts/Average	3/45.6	1/40.0
Fumbles/Lost	3/2	2/1
Penalties/Yards	4/30	6/50

Attendance: 6,230

1994 Division II Playoff

	1	2	3	4	F
Truman	0	0	6	0	6
N. Dakota	6	6	6	0	18

Scoring

- UND-Josh Ostby 14-yard pass from Clay Wagner (kick failed).
- UND-Tom Langer 24-yard pass from Wagner (pass failed).
- Truman-Jarrett Anderson 3-yard run (pass failed).
- UND-Jeff McElroy 16-yard pass from Wagner (pass failed).

Statistics	TRUMAN	UND
First Downs	20	18
Rushing Attempts	49	41
Rushing Yards	172	240
Passes	33-13-1	18-8-1
Passing Yards	115	80
Punts/Average	3/25.3	3/24.3
Fumbles/Lost	1/1	4/2
Penalties/Yards	3/15	1/5

Attendance: 3,520



LETTERWINNERS (Since 1958)

-A-

Nic Abbate 10,11,13
 Garry Ackers 80
 Willie Ackers 72,73
 Steve Acton 63,64
 Gilford Adair 85
 Art Addison 83
 Mike Afentoullis 92,93
 Dan Ahern 80
 Roger Alexander 07, 08
 Ethan Allen 10,11,12
 Jan Allen 86,87,88
 Wes Allen 10,11,12
 Zac Allison 94,95,96,97
 Devon Altomari 96
 Chris Amick 95,96,97
 Jeff Amundson 04,05,06
 Clint Anderson 89,90
 Jarrett Anderson 93,94,95,96
 Nick Anderson, 08
 Brian Archibald 00,01
 Doug Arendt 85,86
 Jim Arico 69
 George Armstong 66
 Bill Armstrong 76
 Tony Arrowood 91,92,93,94
 Kyle Arthaud 12
 Marvin Ates 82
 Dennis Augustine 70
 Art Austin 91,92,93,94
 Dave Austinson 81,82
 Harnish Ayora 08,09,10,11

-B-

Adam Backman 96
 Stephen Backes, 11,12
 Demond Baine 92,93,94,95
 Dennis Baldwin 71,72,73
 Jack Ball 59,60,61,62
 Randy Ball 70,71,72
 Dennis Bardwell 80,81
 Samuel Barnes 98
 Rashaad Barnett 07,08,09,10
 Sean Bartlett 92
 Kent Bates 88,89,90
 Joe Battaglia 76,77
 Tim Bauer 82,83,84,85
 Tim Bauman 06, 07
 Ken Bebermeyer 67,68,69,70
 Tom Beegle 98
 Fred Beiter 76,77,78
 Ron Belew 67,68,69
 Matthew Bell 11,12
 Merlin Bell 72,73
 Mike Bellers 85,86,87
 Ron Belinski 66,67
 Marvin Bemby 06, 07
 Marc Bennett 00
 Shawn Benson 85,86
 Mike Berentes 67,68,69,70
 Karl Berger 85
 Anton Bernard 07,08,09,10
 Randy Besler 79,80
 Justin Bever 04,05,06
 John Bickers 71
 Mike Bielic 65,66,67
 Bill Biermann 93,94,95
 Kevin Bigler 08
 Anthony Binion 00,01
 Jim Blacklock 58,59,60
 Jimmy Blackmore 96,97,98,99
 Patrick Blackwell 09,10,11,12

Darren Blair 79,80,81,82
 Danny Blake 84
 Andrew Blakley 99,00,01,02
 Charles Blakley 67,68,69,70
 Jason Bland 92
 Willie Bledsoe 85,86,87
 Kendrick Blue 07,08,10
 Rick Blume 86
 Justin Bodenhausen 02,04
 Ryan Bonner 03,05,06
 Dave Bormann 81,82
 Kurt Bormann 97,98,99
 Steve Bosilovatz 10,11,12
 Garry Boyd 69
 Brett Boyer 11
 Matt Bramon 93,94,95
 Chris Bray 94,95,96
 Dan Bredenkoetter 00,01,02,03
 Taylor Breen 10,11,12
 Fabian Breland 94,95,96,97
 Scott Bresaw 89,90,91
 Keith Brigman 02,03
 John Bringer 66,67,68,69
 Ja'Cobe Britt 09,10,11,12
 Jon Brooks 97,98,99,00
 Anthony Brown 08,09,10,11
 Ben Brown 11,12
 Charles Brown 68,69,70
 Sterling Brown 98,99,00,01
 Rod Brownell 90,91,92
 Dick Brownlee 59,60,61,62
 Charlie Brunette 07,08,09
 Dan Bryar 07,08,09
 Charlie Brynac 11
 Vernon Buckner 81
 Tom Bueker 72,73
 Darrell Buffington 75,76,77,78
 Billy Bundy 00,01,02,03
 Jerry Burau 83
 Jim Burchett 85,86,87,88
 Dusty Burk 02
 Matt Burel 06, 07, 08
 Brian Burke 75,76,77,78
 Dan Burke 86,87,88,89
 Chris Burns 99,00,02
 Terry Burris 84
 Chris Burrows 84,87,88
 John Busby 82,83,84,85
 Tim Bussen 97,98,99
 Pat Butler 64,65
 Terrence Byrd 08,09,10,11
 Willie Byrd 73,74,75,76

-C-

Derringer Cade 90
 Timothy Cahill 84,85
 Steve Caldwell 74
 Charles Calhoun 77,78,79
 Rick Calhoun 92,93,94,95
 Tony Caloroso 79
 Jack Calvert 80,81,82,83
 Brandon Campbell 11,12
 Jayson Campbell 94,95,96
 Chris Cannon 87,88,89,90
 Shea Carr 07,08,09,10
 Marc Carson 87,88,89,90
 Steve Carson 88
 Jerry Carter 58
 John Carter 58,59,60
 Kaaron Carter 10
 Ken Carter 58,59
 Rick Cash 67
 Taylor Cates 96,97,98

Shane Cavanah 62,63
 Evan Cerven 12
 Wayne Chamberlain 72,73,74
 Jason Chambers 96,97,98,99
 Stanley Chandler 77
 John Chargois 63,64,65
 Greg Chastain 11
 Kipp Chillag 89,90
 Josh Chinn 98
 Mike Christensen 91,92
 Ramon Christopher 96,97,98,99
 Allen Church 58,59,60,61
 Dominic Churchhill 83
 Curt Cira 97,98,99,00
 Pete Cirrintano 65,66,67,68
 Derek Cisler 95,96,97
 Erwin Clarence 94,95
 Derek Clark 93,94,96
 J.B. Clark 11
 Pat Claywell 58,59,60,61
 Chuck Clemens 83,84,85,86
 Craig Clemens 87
 Larry Clemens 61,62,63
 Herb Clemons 59,60,61
 Gregg Cleveland 85,86
 Dan Clevidence 88,89,90
 Joel Cockley 71
 Lou Coco 64,65,66
 Brian Coffee 92
 Mark Coffin 83
 Albert Coker 06,07,08,09
 Dale Collier 60
 Kevin Collins 79,80,81,82
 Kevin Collins 98,99,00
 Paul Comer 63,64,65,66
 K.C. Conaway 90,91,92
 Carl Cook 89,90
 Jesse Cooper 04,05,06, 07
 Matt Copeland 92,93,94,95
 Randy Corbin 89,90,91
 Justin Corcoran 10,11,12
 Bob Corno 62
 Brian Cosmano 00,01
 Clint Coulter 90,91
 Andrew Cowherd 02
 Bruce Craddock 64,65
 Andy Cramer 90,91,92,93
 Kerry Cramer 94
 Bart Crawford 70
 Brandon Crawford 07, 08
 Bill Crews 93,94,95,96
 Larry Crooks 66,67,68
 Mark Cross 92,93,94,95
 Don Cummings 67,68,69,70
 Scott Cummings 82,83,84
 Jake Cunningham 06, 07
 Kelvin Cunningham 79,80,81,82
 Mike Curran 72,73,74
 Dan Curtis 94,95,96,97
 Trent Cuthbert 82,83,84
 Tom Cutlip 87,88
 Ryan Czechowski 98
 Jake Czeschin 00,02,03,04

-D-

Steve D'Antonio 07,08,09
 Mike Dahlberg 70,71
 Dave Daniels 89
 Daryl Danner 58,59,60
 Darrell Darrow 72
 Jim Dattilo 63,64,65
 Phillip Davis 07,08,09,10
 Rufus Davis 58,59

Morgan Dawdy 93,94,95
 Randy Dawson 69,70,71
 Steven Day 11,12
 Lloyd Dehner 66
 Nick Della Vedova 91,92,93,94
 John DeLuca 66
 Kirby DeMoss 97,98,99
 Bill Dennis 69,70
 Nate Derrell 71,72
 Neil Derrick, Jr. 80
 Mike Devine 04,06,07, 08
 Dave Diehl 74,75
 Barry Diest 66
 Owen Doak 87,89,90,91
 Jeramey Dockery 09,11,12
 Greg Dolence 78,79
 Anthony Donnelly 00,01
 Eric Donohoe 01
 Lance Dorsey 99,00,01
 Dennis Doss 80,81
 Gary Doss 71,72,73
 Dennis Doublin 80,81,83
 Jason Douglas 02,03,04,05
 John Douglas 84,85,86,87
 Marlowe Douglas 90,91
 Rusty Drawing 02,03,04
 Keith Driscoll 76,77,78,79
 Gary Drury 83,85,86
 Dan Dudley 74
 Jonathan Duffy 04,05,06
 Pat Duggan 63
 Corey Durbin 92
 Marty Durbin 66
 Dallas Duwa 84,85
 Brandon Dwellingham 93

-E-

A.J. Eads 03
 Greg Eagle 09,10,11,12
 Paul Eckhoff 80,81,82,83
 Mark Egofskes 81,82,83
 Ray Eickmeyer 58,59
 Glenn Einspanier 73,74
 Mike Elliott 08,09,10,12
 Lenvil Elliott 69,70,71,72
 Pat Elliott 66,67
 Vanness Emokpae 06,07,09
 Geoff Engen 71,72
 Steve Ernst 75,76
 Greg Erson 69,70,71
 Roketi Esau 85,86,87
 Eric Ess 98,99,00,01
 Luther Eta 07,09
 Gary Evans 72,73,74,75
 Nelson Evans 94,95,96,97
 Russell Evans 83,84,85,86

-F-

Don Faaiuso 82,83,84
 Tayton Fair 98,99,00,01
 Rich Fairchild 95,96
 Leonard Fagan 77
 James Farrell 64,65,66,67
 Moni Fearn 96,97,98,99
 Garret Feig 07
 Kent Fensom 74,75,76,77
 Tyler Fenton 07
 Robbie Ferree, Jr. 76
 Pat Fine 84,85,86,87
 Tim Fine 84,85,86
 Kyle Fischer 96
 Mike Fitzpatrick 64



LETTERWINNERS (Since 1958)

Vince Fitzpatrick 92,93
 Robby Flanagan 90,91,92,93
 Jeff Fleckenstein 81,82
 Dave Fleer 71,72,73
 Andy Fleisher 97
 Bob Fletcher 78,79
 Seth Flint 09
 Jordan Flores 09
 John Forbes 71
 Jason Forrest 94,95,96,97
 Dave Forsythe 79,80,81,82
 Justin Foster 06
 Geary Francis 74
 Phil Francois 08,09,10,11
 Steve Franklin 71,72
 Jon Frantz 05,06,07,08
 Anthony Freeman 08,09,10
 Bill Frencl 85
 Dave Friese 86,87,88,89
 Ryan Fritsch 93
 Jeff Frost 87,88,89,90
 Jeff Fuller 90,91,92,93
 Al Fulton 69,70,71,72
 Ron Furgason 80,81,82,83

-G-

Graydon Gaines 06,07,08
 Ted Gallion 72
 Jeff Gantt 73
 Rich Garr 86
 Eddie Garrett 91,92,93,94
 Steve Garrett 65,66,67,68
 Jim Garwood 88
 Robert Gayden 09,10,11,12
 Garry Geisz 74,75,76,77
 Jim Gephardt 70,71
 Tom Geredine 69,70,71,72
 Tony Gerke 89
 Jerry Germain 60,61,62,63
 Jon Gialds 06,07,08
 Bob Gibson 70,71
 Larry Giglio, Jr. 03,04,05,06
 David Gilbert 91
 Dale Gildehaus 70,71,72
 Doug Gildehaus 81,82
 Tim Gildehaus 80,81,82
 Andre Gillespie 82,83,84,85
 Devin Gillespie 12
 Ralph Gleissner 66,67
 Kyle Glenn 05,06,07,08
 John Glore 62,63,64
 Greg Godi 89,90,91,92
 Roosevelt Goliday 80,81,82,83
 Kevin Gorgal 84,85,86,87
 Rick Gorzynski 65,66,67
 Dave Grant 61,62,63,64
 Pete Grathwohl 75,76,77,78
 Ben Gray 97,98,99
 Ronald Gray 79
 Walter Green 73,74
 Derek Greening 97
 Mark Grider 91,93,94
 Dallas Grier 10,11,12
 Scott Griffith 85,86
 George Grimshaw 61,62,63
 Pat Grimshaw 85,86,87,88
 Tony Grosso 74,75,76
 Tom Gruening 68,69
 Paul Grutter 91,92,93,94
 Jared Gudehus 92,95
 Keith Gudehus 87,88,89
 Ted Guisinger 01,02,03,04
 Jim Guntli 93,94,95,96
 Chad Guthrie 89,90,91,92

-H-

Tom Haddox 00,01
 Fred Haeger 74,75,76
 Jared Haferbier 11
 Mark Hageli 90,91,92
 Bruce Hall 73
 Keith Hall 83
 Bob Haller 58
 Les Hammers 05,06,07,08
 Bill Hammock 64,65
 Jack Hammock 58
 Greg Hampton 81,82,83
 Mike Hannah 87,88
 Brad Hardin 12
 Dave Harkin 90
 Ryan Harkin 92,93,94,95
 Walt Harmon 66,67
 Matt Harnisch 80
 Mike Harris 77,78
 Mike Harris 00,01
 Lennie Harrison IV 02
 Todd Hart 87,88
 A.J. Hartfield 12
 David Hartman 88
 Jerry Hartssock 78,79,80
 Donald Harvey 08,09,10,11
 Brian Hattendorf 79,80,81
 Kevin Hayes 80,81
 Tim Hayes 71,72,73
 Tom Hayes 81,82,83
 Mike Hazen 94,95,96,97
 Danny Healy 80
 Chris Hegg 84,85
 Matt Heidmann 84,86,87
 Marc Heinecke 00,01,02,03
 Charlie Heinzmann 10,11,12
 Jason Hendrix 91,92,93,94
 Kurt Henriksen 95,96,97,98
 Corie Henry 93,95
 Lloyd Henry 75,76,77
 Phillip Henry 05,06,07,08
 Mike Hentges 93
 Bob Hepker 68,69,70
 Tommy Hernandez 95,96,97,98
 Dolfi Herscovici 74
 Brad Hester 88
 Scott Hibner 85,86,87,88
 Geoff Hiddleston 90,91,92,93
 Peter Higgins 80
 Austin Hills 02,03,04
 Greg Himmelman 79,80,81
 Derek Hobbs 03,04
 Blake Holland 09,10,11,12
 Herb Holler 63,64,65
 Kevin Hollinger 97,98
 Eric Holm 78,79,80
 Steve Holman 03,04,05,06
 John Homeyer 79,80,81,82
 Mike Hooker 69
 Dennis Horstmann 74
 Jamie Hoskins 91
 Craig Hounsom 89,90
 Dustin Howard 10,11,12
 Eric Howe 98,99,00,01
 Craig Hudson 93,95,96,97
 Quantrell Huff 96,97
 Debrian Hughes 98
 Stanley Hughes 77,78
 Bill Hull 68
 Scott Hull 91,92,93,94
 Ted Hunt 72,73
 Christian Hutson 94,95,96

-I-

Ray Inge 72,73
 Dave Inness 87,88
 Tony Ippolito 75,76,77,78
 Mark Irby 94,95,96,97
 Gary Isaia 86,87,88
 Rich Isett 58,59
 Carlos Ivy 92,93

-J-

Earl Jackson 09,10,11,12
 Gareth Jackson 08
 Henry Jackson 80
 T.J. Jackson 63,64,65
 Glen Jacobs 89,90
 Harold James 71,72,73
 Ivan James 11
 Steve James 79,81,82
 Jason Janusz 96,97,98,99
 Ernie Jenkins 76,77
 Geoff Jensen 99,00,01,02
 Larry Johnsen 64,65,66
 Arthur Johnson 87
 Aubrey Johnson 67,68,69,70
 Billy Johnson 85
 Bryan Johnson 99,00,01
 Deric Johnson 96,97,98
 Micah Johnson 01
 Ryan Johnson 10,11,12
 Tom Johnson 79
 Jeff Johnston 87,89,90
 Tom Johnston 90,91,92
 Gary Jones 75
 Jack Jones 59,60,61
 Larry Jones 71,72,73
 Walt Jones 89,90,91,92
 Pat Jones 75
 Steve Jones 86
 Randy Jones 61,62,63
 Willie Jones 63,64,66
 Courtney Jordan 05,06
 Steve Jurkins 68,70
 Steven Jurkovic 06,07,08

-K-

George Kaleta 67,68,69
 Mark Kamphoefner 02,03,04,05
 M.J. Kang 09,10,11
 Tom Kasper 88,89,90,91
 Eddie Kelly 61
 Tom Kelly 68,69
 Jerry Kelley 61,62,63
 Dahn Kemp 11,12
 John Kennedy 63,64,65
 Melvin Kennedy 78,79
 Phil Kenney 06,07,08,09
 Derek Kent 00,01,02,03
 Joe Kersting 74
 Josh Kilcrease 04,05
 Glen King 83,84
 Larry King 81,82
 Ryan King 05,06,07,08
 Theopolis King 61
 Kade Kinney 11,12
 Joe Kinsella 74,75
 Jeff Klee 96,97,98,99
 Greg Klipsch 01,02,03
 Jeff Klott 09,10,11,12
 Doug Knigge 99,00
 Craig Knoth 00,01,02,03
 Doug Kolb 84,85,86,87
 Jason Koltz 91,92,93,94
 Derek Koon 10,11,12

Jeff Koroknay 69,70
 Justin Kovarsky 92
 John Kraemer 78,80
 David Kramer 83,84,85,86
 Tim Krause 92,93,94
 Doug Kreighbaum 76,77,78,79
 Ron Krueger 60,62
 John Kruse 83,84,85,86
 Joe Kummer 01

-L-

Gary Lacey 68,69,70
 Steve Lahay 69
 Dalen Lamer 87
 Luke Lamar 12
 Jacob Lamp 11,12
 John Laurence 12
 Mike Laususe 74,75,76,77
 Demetrius Lavant 08,09
 Philip Lay 00
 James LeMay 97
 Austin Lepper 99,00,01,02
 Ligo Letuli 79,80,81,82
 Peter Leu 65
 Jerard Levenson 02,03,04,05
 Bob Levy 68,69
 Darryl Levy 84
 Judd Lienhard 99,00,01,02
 Randy Lierman 80
 Marc Lillibridge 90
 Ron Lillquist 66,67,68
 Mike Lingaton 75
 Eric Littles 07
 Chris Livingstone 91,92,93
 Harold Lloyd 09,10,12
 Elijah Lockhart 79,80,81,82
 Terry Loges 85,87
 Frankie Lolli 83,84
 Andy Long 88
 Michael Long 05,07
 Sterline Lopez 10,11,12
 Aaron Lowe 03
 Andy Lowe 64,65,66
 Shaun Lowery 00,01,02,03
 Kurt Loyd 11,12
 Josh Lucas 04
 Keith Lucier 93
 Ryan Ludwig 95,96,97
 Scott Luecker 82,83,84
 Kirk Lueken 74
 Jerry Lybarger 67,68
 Fred Lyles 59,60,61,62
 Steve Lyons 03

-M-

Will Maas 12
 Mark Macleod 82,83
 Roland Mangold 75,77,78
 Matt Marble 00,02,03
 Tony Marek 96,97,98,99
 Jim Marischen 98,99,00,01
 Max Marr 09,10,11,12
 Chuck Martin 75
 Dave Martin 63,64,65
 Chris Martinek 02,03
 Bill Marzullo 88,89
 Robert Massop 05,06,07,08
 Michael Masucci 06,07,08,09
 Larry Mathews 59
 Matuu Matuu 84,85,86
 Corey Maxwell 86
 Quentin Maxwell 58
 Greg May 89



LETTERWINNERS (Since 1958)

Josh Mayson 03,04,05,06
 Richard Mayson 03,04,05,06
 Michael Mayszak 10,11,12
 Mark McAdams 97,98,99
 Shad McChesney 07
 Mike McClintock 72,73
 J.D. McCloskey 01,02,03,04
 Tyrone McCormick 04,05,06
 James McCoy 87,88,89
 Marcus McCoy 89,90,91,92
 Russ McDaniels 97,98,99
 Ricky McDermott 83
 Danny McDonald 98
 Larry McFall 91
 Mike McGinty 59,60
 Larry McGlaughlin 68,69
 Brian McGovern 80,81,82,83
 Mike McHugh 97,98
 Stewart McIntyre 93
 Richard McKeon 66
 David McKeown 91
 Jason McKnight 94,95,96
 Matt McKnight 88,90,91,92
 Josh McLeod 08
 Ryan McNally 93
 Craig McParlin 93,94,95,96
 Milton McPike 58,59,60,61
 John McRae 88
 Rick McReynolds 76,77,78
 Keith Meadows 74,75,76
 Alec Meinke 79,80,81,82
 Bill Menge 66
 Randall Mercer 98
 Lynn Mergen 87,88,89,90
 Robert Merriman 89,90,91,92
 Mark Mesplay 87,88,89
 Adam Meyer 99,00,01
 Jerry Meyer 65,66,67,68
 Paul Meyer 74,75
 Ted Michael 60,61,62,63
 Ralph Miklas 75
 Mike Miletich 87,88,89
 Tremaine Millender 09,10,11,12
 Alex Miller 06
 Charles Miller 58,59,60
 Kevin Miller 69,70,71,72
 Meko Miller 91,92,93,94
 Dale Mills 58,59,60
 Tracy Milo 10,11,12
 Maurice Minervini 62,63,64,65
 Nate Minnis 94,95,96,97
 Joe Minton 59,60,61,62
 Jeff Mohror 95,96
 Brandon Montgomery 99,00,01
 Mike Moore 92,93
 James Morgan 88,89
 Tim Moriarity 81
 Bill Morris 84,85,86,87
 Donald Morris 82,83,84
 Mike Morris 79,80,81,82
 Sean Morris 02,03,04
 Craig Morton 71,72
 Greg Morton 73,74,75
 Janks Morton 59,60,61,62
 Demetrious Mosley 83,85
 Will Mosquera 10,11,12
 Damon Motley 98,99,00,01
 Mike Mowen 01,02,03,04
 Mitch Mulch 80,81
 John Mulchrone 76,77
 Andy Mundwiller 09,10,11
 Troy Murdock 86,87,88
 Chad Murray 94,95,96,97
 Pat Murray 03,04,05,06
 Ernie Myerson 84,85,86,87
 Mike Myerson 93,94,95,96

-N-

John Naeve 97,98,99,00
 Brett Nagel 12
 Conor Nagel 11,12
 Bob Nalewajk 93,94,95
 Nick Nathan 05,06,07,08
 Beau Nelson 01,02,03,04
 Erik Nelson 94,95,96,97
 Matt Nelson 92,93,94,95
 Gregg Nesbitt 78,79
 Brian Neubauer 80,81,82,84
 Gary Neubauer 85,86,87,88
 Gary Newcomb 67,68
 John Newcomb 63,65,66,67
 Toko Nguyen 97,98,99,00
 Jeff Nichols 94,95,96
 Jay Nickell 75
 Terry Nickels 66
 Harold Nobles 73
 Grant Norland 03
 Trey Norris 03
 Dave Northington 86,87,88,89
 Paul Nusbaum 82,83

-O-

Paul Oakley 61,62,63,64
 Timothy O'Brien 87
 Rodney O'Bryan 71,72,73
 Greg Oder 82,83
 Jody Ogden 86
 Ryan Okenfuss 99,00
 Billy Oline 07,08,10
 Walt Olinger 62,63,64
 Wayne O'Neal 58,59,60
 Kaine Onwuzulike 93
 Michael Oostendorp 85
 Chico Orlando 11,12
 Jose Orozco 87
 Jim Orsulak 96
 Craig O'Sadnick 70,71,72,73
 Tom Osborn 00,01,02
 Jason Ostrowski 09
 Rich Otte 80,81,82,83
 Ethan Owens 96,97,98,99

-P-

Dan Paic 88,90
 Keith Painter 02,04
 Benny Pardue 88,89,90
 Ken Parker 68
 Michael Patnode 04,05
 Craig Patton 77,78,79,80
 Dave Paxson 81,82,83
 Tyler Paytas 04,05
 Brent Pearlman 88,89
 Anthony Pearson 79
 Samuel Pearson 84
 Wade Pelc 10,11,12
 Mac Pendleton 66,68
 Brad Pennington 97
 Gerald Perkins 58
 Jack Perrin 58
 James Perry 03,04,05,06
 Mike Petricca 77,78
 Roy Pettibone 80,81,82
 Eric Phillips 09,10,11,12
 Michael Phillips 07,08
 Wyatt Pickering 00,01
 Jeff Pickett 77,79
 Andrew Pitts 03,04,05,06
 Ryan Ploesser 07,08,09,10
 Mike Pope 01,02
 Jerry Porter 58

Andy Posey 90,91
 Max Pott 04,05
 R.E. Potts 58,59
 Jeff Poulos 03
 Steve Powell 74,75,76,77
 Ken Powers 67,70,71
 Leon Price 74,76
 Curtis Prusha 99,00
 Tony Pucci 11,12
 Alfonso Pugh 99,00,01,02
 Dan Pugh 67

-Q-

Dave Quentin 89,90,91

-R-

Josh Raaz 98,99,00
 Drew Ramaker 01,02,03,04
 Steve Rampy 75,76,77
 Joey Ratliff 85
 Marti Rave 74,75,76,77
 Clifton Ray 62,63,64,65
 Joe Ream 73,74,75
 Darryl Reddick 03,04,05,06
 Michael Redding 99,00,01,02
 Bob Redlinger 74
 Brenton Reese 07,08,10
 Michael Reese 82
 Richard Reeves 66,67
 Roland Reeves 02,03,04
 Nick Reichert 12
 Charles Reid 60
 Charles Reighard 72
 Adam Reynolds 08,09,10,11
 Jim Rhodes 58
 Rich Rhodes 62,63,64,65
 Ivan Rhone 74
 Bob Richards 62,63
 Royden Richards 83,84,85
 Mike Richardson 62,63,64,65
 Greg Rideout 87,88,89,90
 Morris Rideout 63
 Gregory "Dwayne" Riley 06
 Chris Rimer 08,09,10
 Jason Riney 98,00,01
 Kenny Robbins 92,93,94
 Caleb Roberts 10,11,12
 Scott Roberts 90,91,92
 Tom Roberts 72,73
 Pete Robertson 70,71
 Bob Robinson 72,73,74,76
 Bill Robinson 71
 Marvin Robinson 70,71,72,73
 Tim Rockhold 87,88,89
 Jason Rodeghero 96
 Derek Rodriguez 04,06,07,08
 Mike Rogers 77,78,79
 Todd Rohler 86,87,88
 Shayne Rollins 89,90,91
 Jason Rollison 94,95,96,97
 Matt Rose 95,96,97
 James Ross 94,95,96,97
 Brian Rosser 10
 Mike Roos 90,91,92,93
 Zach Rotello 03
 Don Rowden 63,64,65
 Dave Rowles 74
 Scott Rudel 92,93,94
 Marty Rue 64
 Ricky Ruff 86,87,88
 Nick Ruud 99,00,01,02
 Eric Ruzicka 07,08,09,10

-S-

Danny Samson 10
 Bill Sanders 60,61,62
 Jeff Sanders 05,06
 Brian Sattler 98,99,00,01
 Chris Sauer 98,99,00
 Dominick Scalise 01,02,03
 Jim Scanlan 58
 Mark Schell 94,95,96,97
 Ed Schlieff 60,61,62,63
 Dennis Schmidt 77,78
 Jeff Schmidt 93,94
 Conrad Schottel 10,11,12
 Brad Schrader 83
 Brett Schrey 98,99
 Brady Schroeder 11,12
 Brian Schroeder 97,98,99
 Pete Schroeder 92
 Richard Schroeder 05,06,07,08
 Larry Schueler 58
 Terry Schulte 73,74
 Dan Schulze 83,84
 Richie Schumacher 09,10,11,12
 Leon Schutze 58
 Karega Scott 93,94,95,97
 Mike Scott 71,72
 John Scripsick 71,72
 Bill Seman 62,64,65,66
 Gary Semple 74
 Jody Shannon, 84
 Brian Shaw 90,91
 Colin Shaw 00,01,02,03
 Kyle Shaw 09,10
 Dan Sheehan 83,84
 Dan Shelby 80,81,82
 Mike Shelden 03,04,05,06
 Paul Sherod 83,85,86,87
 Don Shoemake 58
 Scott Showers 92,93,94
 Joel Shumate 98,99,00
 Pete Simpson 85,86
 Demar Sims 79
 Kent Sincox 71,72,73
 Mark Sissom 74,75,77
 Dennis Sissom 60,61,62,63
 Hank Sitkiewicz 08,10,11
 Greg Skinner 68,69,70
 Pat Slavin 91,92
 Ben Slentz 97,98
 Chris Smith 87,89
 Jerry Smith 68,69
 Justin Smith 03,04,05,06
 Leo Smith 97,98,99,00
 Marion Smith 93,95,96
 Matthew Smith 10,11,12
 Scott Smith 02
 Aaron Smoot 02
 Mark Sobol 75,76,77,78
 Larry Sommer 76,77,78,79
 Jeff Spencer 83,84
 Aaron Speropoulos 03,04,05
 Rich Stallings 66,67,68
 Mark Standage 02,03,04
 Ron Stark 59,60,61
 Bob Stauffer 58
 Tyce Stebbins 97,98
 Brandon Steele 92,93,94
 Dan Stehle 67
 Eric Sternberg 06,07,08,09
 Scott Stevens 10,11,12
 Spencer Stevens 95,96,97,98
 Donald Stevenson 05,07,08
 John Stever 87
 Eric Stewart 02,03
 Steve Stock 59,60



LETTERWINNERS (Since 1958)

Eric Stone 1011,12
 Stuart Stone 63
 Gerald Stovall 84,85,86,87
 Raphael Stovall 05
 Ed Stowe 84,85,86,87
 Jeff Stull 81,82,83,84
 Galen Stratton 88
 Gary Strauss 83
 Bill Strickler 88,89,90
 Tim Stull 81,82,83,84
 Jared Stumpe 10,11,12
 Gary Stutzman 60,61
 John Suell 66,67,68,69
 Ryan Summers 08,09,10,12
 Ryan Sullivan 99,01
 Quinn Sullivan 03,04,05
 Kyle Supianoski 06,07
 Andy Swedenhjelm 05,06,07,08
 Carl Swenson 99,00,01,02
 Baxter Swilley 94,95,96

-T-

Johnny Tate 91
 Bruce Taylor 63,64
 Kelly Taylor 96,97
 Norman Taylor 61
 Paul Taylor 10,11,12
 William Taylor 61
 Erik Tellefson 94,95,96
 Josh Terrian 04,05,06
 Chandler Terry 03,05,06
 James Thabuteau 04,05,06,07
 Robert Theard 79
 Jason Thier 05,06,07,08
 Ezra Thompson 76,77,78
 Freddie Thompson 80,81,82,83
 Steve Thompson 91,92,93,94
 Aaron Tjarks 09,10,11
 Matt Ticich 06,07,08
 Toby Timion 85,87
 Doug Timm 60,61,62
 Rick Tippitt 72,73
 Larry Tisdale 84,85
 Zach Tobin 12

Dick Tohlen 68
 Dan Toney 88
 Craig Towbin 79,80
 Greg Trachsel 92,93,94,95
 Robert Triulzi 80
 Nate Truelson 88,89,90,91
 Rod Tucker 73
 Nick Tufts 11,12
 Mark Turner 72,73
 Dan Tweeton 08,09,10,11

-U-

Kevin Urbatsch 84,85,86,87
 Mark Uthlaut 73,74

-V-

Mike Vaia 61,62,63
 Joel Van Maaren 01,02,03,04
 Calvin Van O'Linda 07,09
 John Vassar 79,80
 Emmett Vaughn 74
 Mike Vaughn 94,95,96,97
 Nathan Vickers 07,08,09
 Ron Villars 63,64,65
 Cole Voigt 03,04,05,06
 Ricky Voss 88,89

-W-

Cecil Waddell 82
 Chick Waddell 69
 David Waddell 83,84
 Frank Wagner 67,68,69
 Tyree Wagner 83
 Fontaine Walker 89,90,91,92
 Gene Walker 66
 Dennis Walls 09,10,11,12
 Jerald Walls 86
 Justin Walter 99,01
 Bob Walters 66
 James Walton 02,03,04,05
 Jon Walton 78,79,80,81
 Jack Ward 59,61,62

Andre Washington 78,80
 Sharron Washington 64,65,66
 Dave Waterkotte 71,72,73
 Bryan Waterman 60,61,62
 Bob Watts 60,61,62
 A.J. Weber 01,02,03,04
 Bruce Wehner 83,84
 Nick Weite 99,00,01,02
 Kenneth Weik 82
 Paul Wernsman 78,79
 Larry West 89
 Nick West 02,03
 Kyle Witcher 10,11,12
 Garrett White 11,12
 Gary Whitesides 75
 Jerry Whiteside 58
 Warren Whitis 71,72,73
 Vernon Whitlock 86
 Lloyd Wiese 67,68,69
 Ron Wiggins 58
 Jim Willett 64,65,66
 Darnell Williams 03,04,05,06
 Don Williams 74
 Gregg Williams 77,78,79
 James Williams 07,08
 Sean Williams 95,96
 Tom Williamson 72,73,74,75
 Jake Willrich 99,00,01,02
 Steve Wilmesherr 73
 Ben Wilson 01,02,03,04
 Greg Wilson 68,69
 Steve Wilson 98,99,00
 Praites Wilson 77
 David Winslow II 02
 Mike Wishon 96,97,98,99
 Todd Wolfe 96,98,99
 Gary Wolke 76,77
 Ron Wood 74
 Rusty Wood 02,03,04
 Boyce Wooley 68,69
 Mark Wray 85
 Dominick Wright 98,99,00,01

-X,Y,Z-

Mike Yancey 80,81,82,83
 Tameem Yehyawii 00,01,02,03
 Bret Yoder 94,96,97,98
 Dennis Yokeley 80
 Marcus Yokeley 02,03,04,05
 Brad Young 10,11,12
 Jim Young 63,64,65
 Pat Zerwig 88,90
 Paul Ziegler 88
 Scott Zornes 79
 Dennis Zulpo 73,74
 Bob Zumbahlen 80,81
 Brady Zwanziger 12

* Letterwinner records currently date back to 1958

