


2025 BASEBALL
RECORD BOOK



THIS IS BASEBALL



QUICK FACTS

GENERAL INFORMATION

Location Troy, Ala. (36082)
 Founded 1887
 Enrollment 14,537
 Nickname Trojans
 Colors Cardinal, Silver and Black
 Home Field (Capacity) Riddle-Pace Field (2,000)
 Dimensions L-340, LC-375, C-400, RC-350, R-310
 Wall - 27 feet, 34 at top of scoreboard
 Affiliation NCAA Division I
 Conference Sun Belt
 Chancellor Dr. Jack Hawkins, Jr.
 Athletics Director Brent Jones
 Athletic Department Phone 334-670-3480
 Ticket Office Phone 877-878-WINS
 Athletics Twitter @TroyAthletics
 Baseball Twitter @TroyTrojansBSB

BASEBALL HISTORY

First Year of Baseball (on record) 1911
 Program Record (Since 1970) 1,826-1,150-3 (.612)
 Number of Years in the CWS (Last) 7 (1993, Division II)
 No. of Years in NCAA Regionals (Last) 22 (2023, Tuscaloosa)

ATHLETICS COMMUNICATIONS

Website TroyTrojans.com
 Baseball Contact Jack Byers
 Email jvbyers@troy.edu
 Office 334-670-5655
 Cell 215-237-1771
 Sr. Associate AD/Communications & Creative Content Adam Prendergast
 Email adamp@troy.edu
 Office 334-670-3832
 Cell 334-372-5555

BASEBALL STAFF

Head Coach Skylar Meade (Louisville, '07)
 Overall Record (Years) 109-68 (Fourth Year)
 Record at Troy (Years) 109-68 (Fourth Year)
 Baseball Office Phone 334-670-5945
 Associate Head Coach Ben Wolgamot (Purdue, '10)
 Assistant Coach/Recruiting Coordinator Ryan Fineman (Indiana, '19)
 Assistant Coach/Outfield & Baserunning Coordinator Adam Godwin (Troy, '06)
 Director of Player Development, Analytics and Operations Joe Bialkoski (UNF, '17)





1 Cason Eubanks
5-9, 175, R/R, So., INF
Dothan, Ala.



2 Shane Lewis
6-2, 193, B/R, Sr., OF
Vicksburg, Miss.



3 Tyler LeJeune
5-10, 172, L/R, Jr., INF/OF
Iota, La.




4 Peyton Watts
5-10, 175, L/R, So., INF
Oxford, Ala.



5 Jimmy Janicki
6-4, 231, R/R, Fr., C/INF
Downers Grove, Ill.



6 Reid Broussard
6-0, 200, R/R, So., OF
Denham Springs, La.



7 Gavin Schrader
6-4, 215, L/L, Jr., INF/OF
Batavia, N.Y.



8 Cooper Smith
5-11, 193, R/R, So., OF/INF
Louisville, Ky.



10 Brock Tapper
6-2, 196, L/L, Jr., LHP/OF
Nesbit, Miss.



11 Colby Frieda
6-3, 226, R/R, Sr., RHP
St. John's, Fla.



12 Steven Meier
6-1, 195, L/L, Sr., OF
Kennewick, Wash.



13 Peryn Bland
6-1, 183, R/R, Fr., INF
Meridian, Miss.



14 Dillon Kuehl
6-0, 213, L/L, Jr., OF
Urbandale, Iowa



15 Jakob Wax
6-1, 175, R/R, Sr., INF
Prairieville, La.



16 Jason Hawkins
6-2, 210, R/R, Sr., C
Allen, Texas



17 Brooks Bryan
6-2, 222, L/R, Jr., C
Opelika, Ala.



18 Noah Edders
6-4, 232, R/R, Jr., RHP
Woodridge, Ill.



19 Kelly Crumpton
6-3, 182, R/R, Sr., RHP
Jackson, Miss.




21 Josh Dima
6-2, 196, L/L, Sr., LHP
Belleville, Ill.



22 Drew Nelson
5-11, 210, L/L, Jr., LHP
Troy, Ala.



23 Houston Markham
5-11, 201, L/R, Fr., OF
Pike Road, Ala.



26 Adam Falinski
6-3, 221, R/R, Sr., RHP
Howell, Mich.



27 Grayson Stewart
5-11, 197, R/R, Sr., RHP
Dothan, Ala.




28 Harrison Bowman
6-1, 205, R/R, So., OF
Owensboro, Ky.



29 Dylan King
6-4, 198, R/R, R-Jr., RHP
Leola, Pa.




30 Connor Burt
6-3, 204, L/L, Sr., LHP
Lithia, Fla.



31 Mike Bello
6-2, 211, L/L, Sr., OF
Oak Ridge, N.J.



32 Tyler Cook
5-11, 180, R/R, Fr., C
Glenwood Landing, N.Y.



33 Ty McGraw
6-3, 215, L/R, Fr., INF
Gardendale, Ala.



34 Blake Cavill
6-1, 225, L/R, Sr., INF
Sydney, Australia



35 Jay Dill
6-6, 240, R/R, Sr., RHP
Dayton, Tenn.



36 Chase Cartron
6-8, 233, L/L, Fr., LHP
Huntsville, Ala.



37 Sean Darnell
6-1, 206, L/R, Jr., INF
Wetumpka, Ala.



38 Zak Szabo
6-3, 220, R/R, R-So., RHP
Whitby, Ontario



40 Jacob Roettgen
6-2, 253, L/L, Sr., LHP
Jefferson City, Mo.




42 Luke Lyon
6-2, 253, R/R, Sr., RHP
Hattiesburg, Miss.



43 Nolan Decker
6-0, 210, L/L, Fr., LHP
Noblesville, Ind.



44 Garrett Gainous
6-4, 220, R/R, Sr., RHP
Cairo, Ga.



45 Colton Walls
6-4, 232, L/R, So., RHP/INF
Millbrook, Ala.




46 Chase Nelson
6-0, 210, L/L, Sr., LHP
Nashville, Tenn.



47 Noah Thigpen
6-2, 218, R/R, Fr., RHP
Lake Park, Ga.



48 Grady Gorgen
6-3, 193, R/L, Sr., LHP
Mineral Point, Wisc.



49 George Welch
6-3, 212, L/L, Gr., LHP
Derry, N.H.



55 Pavlos Piperakis
6-1, 185, L/L, So., LHP
Plantation, Fla.



24 Skylar Meade
Head Coach
Fourth Year




20 Ben Wolgamot
Associate Head Coach
Fourth Year



0 Ryan Fineman
Assistant Coach /
Recruiting Coordinator
First Year



41 Adam Godwin
Assistant Coach /
Outfield & Base Running
Coordinator
Sixth Year



Joe Bialkoski
Director of Player Development,
Analytics and Operations
Fourth Year

2025 TROY BASEBALL ROSTER

No.	Name	Pos.	B/T	Ht.	Wt.	Yr.	Hometown / High School (Previous School)
1	Cason Eubanks	INF	R/R	5-9	175	So.	Dothan, Ala. / Pike Liberal Arts (Wallace-Dothan C.C.)
2	Shane Lewis	OF	B/R	6-2	193	Sr.	Vicksburg, Miss. / Warren Central HS (Chipola College)
3	Tyler LeJeune	INF/OF	L/R	5-10	172	Jr.	Iota, La. / Iota HS (Northwest Florida State)
4	Peyton Watts	INF	L/R	6-1	175	So.	Oxford, Ala. / Oxford HS
5	Jimmy Janicki	C/INF	R/R	6-4	231	Fr.	Downers Grove, Ill. / Downers Grove North HS
6	Reid Broussard	OF	R/R	6-0	200	So.	Denham Springs, La. / Live Oak HS (Northwest Florida State)
7	Gavin Schrader	OF/INF	L/L	6-4	215	Jr.	Batavia, N.Y. / Notre Dame HS (Niagara)
8	Cooper Smith	OF/INF	R/R	5-11	193	So.	Louisville, Ky. / Saint Xavier HS
10	Brock Tapper	LHP/OF	L/L	6-2	196	Jr.	Nesbit, Miss. / DeSoto Central HS (Northwest Florida State)
11	Colby Frieda	RHP	R/R	6-3	226	Sr.	St John's, Fla. / Creekside HS (Kentucky)
12	Steven Meier	OF	L/L	6-1	195	Sr.	Kennewick, Wash. / Southridge HS (Old Dominion)
13	Peryn Bland	INF	R/R	6-1	183	Fr.	Meridian, Miss. / Thompson HS
14	Dillon Kuehl	OF	L/L	6-0	213	Jr.	Urbandale, Iowa / Urbandale HS (Des Moines Area C.C.)
15	Jakob Wax	INF	R/R	6-1	175	Sr.	Prairieville, La. / Catholic HS (Jones College)
16	Jason Hawkins	C	R/R	6-2	210	Sr.	Allen, Texas / Plano Senior HS (McLennan C.C.)
17	Brooks Bryan	C	L/R	6-2	222	Jr.	Opelika, Ala. / Opelika HS
18	Noah Edders	RHP	R/R	6-4	232	Jr.	Woodridge, Ill. / Downers Grove South HS (Bradley)
19	Kelly Crumpton	RHP	R/R	6-3	182	Sr.	Jackson, Miss. / Oxford HS (Northeast Mississippi C.C.)
21	Josh Dima	LHP	L/L	6-2	196	Sr.	Belleville, Ill. / Belleville Township HS (John A. Logan C.C.)
22	Drew Nelson	LHP	L/L	5-11	210	Jr.	Troy, Ala. / Pike Liberal Arts (Auburn)
23	Houston Markham	OF	L/R	5-11	201	Fr.	Pike Road, Ala. / Pike Road HS
26	Adam Falinski	RHP	R/R	6-3	221	Sr.	Howell, Mich. / Detroit Catholic Central HS (Eastern Michigan)
27	Grayson Stewart	RHP	R/R	5-11	197	Sr.	Dothan, Ala. / Providence Christian School
28	Harrison Bowman	OF	R/R	6-1	205	So.	Owensboro, Ky. / Apollo HS (Iowa Central C.C.)
29	Dylan King	RHP	R/R	6-4	198	R-Jr.	Leola, Pa. / Manheim Township HS (Dyersburg State C.C.)
30	Connor Burt	LHP	L/L	6-3	204	Sr.	Lithia, Fla. / Gulf Breeze HS (Dyersburg State C.C.)
31	Mike Bello	OF	L/L	6-2	211	Sr.	Oak Ridge, N.J. / Pope John XXIII (Auburn)
32	Tyler Cook	C	R/R	5-11	188	Fr.	Glenwood Landing N.Y. / Holy Trinity HS
33	Ty McGraw	INF	L/R	6-3	215	Fr.	Gardendale, Ala. / Gardendale HS
34	Blake Cavill	INF	L/R	6-1	225	Sr.	Sydney, Australia / Holsworth HS (Western Kentucky)
35	Jay Dill	RHP	R/R	6-6	240	Sr.	Dayton, Tenn. / Baylor School (Clemson)
36	Chase Cartron	LHP	L/L	6-8	233	Fr.	Huntsville, Ala. / Huntsville HS
37	Sean Darnell	INF	L/R	6-1	206	Jr.	Wetumpka, Ala. / Elmore County HS (Wallace-Dothan C.C.)
38	Zak Szabo	RHP	R/R	6-3	220	R-So.	Whitby, Ontario / Sinclair Secondary School
40	Jacob Roettgen	LHP	L/L	6-2	253	Sr.	Jefferson City, Mo. / Jefferson City HS (Jefferson College)
42	Luke Lyon	RHP	R/R	6-2	253	Sr.	Hattiesburg, Miss. / Oak Grove HS (Pearl River C.C.)
43	Nolan Decker	LHP	L/L	6-0	210	Fr.	Noblesville, Ind. / Noblesville HS
44	Garrett Gainous	RHP	R/R	6-4	220	Sr.	Cairo, Ga. / Cairo HS
45	Colton Walls	RHP/INF	L/R	6-4	232	So.	Millbrook, Ala. / Stanhope Elmore HS
46	Chase Nelson	LHP	L/L	6-0	210	Sr.	Nashville, Tenn. / Hendersonville HS (Chipola College)
47	Noah Thigpen	RHP	R/R	6-2	218	Fr.	Lake Park, Ga. / Lowndes HS
48	Grady Gorgen	LHP	R/L	6-3	193	Sr.	Mineral Point, Wisc. / Mineral Point HS (McHenry Country J.C.)
49	George Welch	LHP	L/L	6-3	212	Gr.	Derry, N.H. / Pinkerton Academy (Southern New Hampshire)
55	Pavlos Piperakis	LHP	L/L	6-1	185	So.	Plantation, Fla. / St. Thomas Aquinas HS

Coaches

24	Skylar Meade	Head Coach (Louisville, 2007 - Fourth Season at Troy)
20	Ben Wolgamot	Associate Head Coach (Purdue, 2010 - Fourth Season at Troy)
0	Ryan Fineman	Assistant Coach / Recruiting Coordinator (Indiana, 2019 - First Season at Troy)
41	Adam Godwin	Assistant Coach / Outfield and Base Running Coordinator (Troy, 2007 - Sixth Season at Troy)
	Joe Bialkoski	Director of Player Development, Analytics and Operations (North Florida, 2017 - Fourth Season at Troy)
	Logan Blackmon	Graduate Assistant
	Jesse Sherrill	Graduate Assistant
	Logan Ross	Graduate Assistant
	Will Mangurian	Strength & Conditioning
	Amber McNulty	Athletic Trainer

Position Players

No.	Name	Pos.	B/T	Ht.	Wt.	Yr.	Hometown / High School (Previous School)
1	Cason Eubanks	INF	R/R	5-9	175	So.	Dothan, Ala. / Pike Liberal Arts (Wallace-Dothan C.C.)
2	Shane Lewis	OF	B/R	6-2	193	Sr.	Vicksburg, Miss. / Warren Central HS (Chipola College)
3	Tyler LeJeune	INF/OF	L/R	5-10	172	Jr.	Iota, La. / Iota HS (Northwest Florida State)
4	Peyton Watts	INF	L/R	6-1	175	So.	Oxford, Ala. / Oxford HS
5	Jimmy Janicki	C	R/R	6-4	231	Fr.	Downers Grove, Ill. / Downers Grove North HS
6	Reid Broussard	OF	R/R	6-0	200	So.	Denham Springs, La. / Live Oak HS (Northwest Florida State)
7	Gavin Schrader	OF/INF	L/L	6-4	215	Jr.	Batavia, N.Y. / Notre Dame HS (Niagara)
8	Cooper Smith	OF/INF	R/R	5-11	193	So.	Louisville, Ky. / Saint Xavier HS
10	Brock Tapper	LHP/OF	L/L	6-2	196	Jr.	Nesbit, Miss. / DeSoto Central HS (Northwest Florida State)
12	Steven Meier	OF	L/L	6-1	195	Sr.	Kennewick, Wash. / Southridge HS (Old Dominion)
13	Peryn Bland	INF	R/R	6-1	183	Fr.	Meridian, Miss. / Thompson HS
14	Dillon Kuehl	OF	L/L	6-0	213	Jr.	Urbandale, Iowa / Urbandale HS (Des Moines Area C.C.)
15	Jakob Wax	INF	R/R	6-1	175	Sr.	Prairieville, La. / Catholic HS (Jones College)
16	Jason Hawkins	C	R/R	6-2	210	Sr.	Allen, Texas / Plano Senior HS (McLennan C.C.)
17	Brooks Bryan	C	L/R	6-2	222	Jr.	Opelika, Ala. / Opelika HS
23	Houston Markham	OF	L/R	5-11	201	Fr.	Pike Road, Ala. / Pike Road HS
28	Harrison Bowman	OF	R/R	6-1	205	So.	Owensboro, Ky. / Apollo HS (Iowa Central C.C.)
31	Mike Bello	OF	L/L	6-2	211	Sr.	Oak Ridge, N.J. / Pope John XXIII (Auburn)
32	Tyler Cook	C	R/R	5-11	188	Fr.	Glenwood Landing N.Y. / Holy Trinity HS
33	Ty McGraw	INF	L/R	6-3	215	Fr.	Gardendale, Ala. / Gardendale HS
34	Blake Cavill	INF	L/R	6-1	225	Sr.	Sydney, Australia / Holsworthy HS (Western Kentucky)
37	Sean Darnell	INF	L/R	6-1	206	Jr.	Wetumpka, Ala. / Elmore County HS (Wallace-Dothan C.C.)
45	Colton Walls	RHP/INF	L/R	6-4	232	So.	Millbrook, Ala. / Stanhope Elmore HS

Pitchers

No.	Name	Pos.	B/T	Ht.	Wt.	Yr.	Hometown / High School (Previous School)
10	Brock Tapper	LHP/OF	L/L	6-2	196	Jr.	Nesbit, Miss. / DeSoto Central HS (Northwest Florida State)
11	Colby Frieda	RHP	R/R	6-3	226	Sr.	St John's, Fla. / Creekside HS (Kentucky)
18	Noah Edders	RHP	R/R	6-4	232	Jr.	Woodridge, Ill. / Downers Grove South HS (Bradley)
19	Kelly Crumpton	RHP	R/R	6-3	182	Sr.	Jackson, Miss. / Oxford HS (Northeast Mississippi C.C.)
21	Josh Dima	LHP	L/L	6-2	196	Sr.	Belleville, Ill. / Belleville Township HS (John A. Logan C.C.)
22	Drew Nelson	LHP/INF	L/L	5-11	210	Jr.	Troy, Ala. / Pike Liberal Arts (Auburn)
26	Adam Falinski	RHP	R/R	6-3	221	Sr.	Howell, Mich. / Detroit Catholic Central HS (Eastern Michigan)
27	Grayson Stewart	RHP	R/R	5-11	197	Sr.	Dothan, Ala. / Providence Christian School
29	Dylan King	RHP	R/R	6-4	198	Sr.	Leola, Pa. / Manheim Township HS (Dyersburg State C.C.)
30	Connor Burt	LHP	L/L	6-3	204	Sr.	Lithia, Fla. / Gulf Breeze HS (Dyersburg State C.C.)
35	Jay Dill	RHP	R/R	6-6	240	Sr.	Dayton, Tenn. / Baylor School (Clemson)
36	Chase Cartron	LHP	L/L	6-8	233	Fr.	Huntsville, Ala. / Huntsville HS
38	Zak Szabo	RHP	R/R	6-3	220	R-So.	Whitby, Ontario / Sinclair Secondary School
40	Jacob Roettgen	LHP	L/L	6-2	253	Sr.	Jefferson City, Mo. / Jefferson City HS (Jefferson College)
42	Luke Lyon	RHP	R/R	6-2	253	Sr.	Hattiesburg, Miss. / Oak Grove HS (Pearl River C.C.)
43	Nolan Decker	LHP	L/L	6-0	210	Fr.	Noblesville, Ind. / Noblesville HS
44	Garrett Gainous	RHP	R/R	6-4	220	Sr.	Cairo, Ga. / Cairo HS
45	Colton Walls	RHP/INF	L/R	6-4	232	So.	Millbrook, Ala. / Stanhope Elmore HS
46	Chase Nelson	LHP	L/L	6-0	210	Sr.	Nashville, Tenn. / Hendersonville HS (Chipola College)
47	Noah Thigpen	RHP	R/R	6-2	219	Fr.	Lake Park, Ga. / Lowndes HS
48	Grady Gorgen	LHP	R/L	6-3	193	Sr.	Mineral Point, Wisc. / Mineral Point HS (McHenry Country J.C.)
49	George Welch	LHP	L/L	6-3	212	Gr.	Derry, N.H. / Pinkerton Academy (Southern New Hampshire)
55	Pavlos Piperakis	LHP	L/L	6-1	185	So.	Plantation, Fla. / St. Thomas Aquinas HS

Pronunciation Guide

1	Cason Eubanks	CASE-in YOU-banks	36	Chase Cartron	CAR-tron
3	Tyler LeJeune	lew-ZHAN	38	Zak Szabo	ZAH-bo
5	Jimmy Janicki	JAN-ick-key	40	Jacob Roettgen	RETCH-in
6	Reid Broussard	BREW-ssard	44	Garrett Gainous	GAIN-iss
11	Colby Frieda	FREED-uh	48	Grady Gorgen	GORE-ghin
12	Steven Meier	MY-er	55	Pavlos Piperakis	PAHV-lohs pip-er-AH-kiss
13	Peryn Bland	PAIR-in	AHC	Ben Wolgamot	WAHL-gah-mot
14	Dillon Kuehl	COOL			
21	Josh Dima	DEEM-uh			
23	Houston Markham	MARK-uhm			
26	Adam Falinski	fuh-LIN-skee			
34	Blake Cavill	KAV-ole			

2025 TROY BASEBALL SCHEDULE

DAY	DATE	OPPONENT	LOCATION
Friday	February 14	Bellarmine	Troy, Ala.
Saturday	February 15	Bellarmine	Troy, Ala.
Sunday	February 16	Bellarmine	Troy, Ala.
Tuesday	February 18	Auburn	Auburn, Ala.
Friday	February 21	Northwestern State	Troy, Ala.
Saturday	February 22	Northwestern State	Troy, Ala.
Sunday	February 23	Northwestern State	Troy, Ala.
Tuesday	February 25	Mississippi State	Starkville, Miss.
Wednesday	February 26	UAB	Troy, Ala.
Friday	February 28	Penn	Troy, Ala.
Saturday	March 1	Penn	Troy, Ala.
Sunday	March 2	Penn	Troy, Ala.
Wednesday	March 5	Alabama	Tuscaloosa, Ala.
Friday	March 7	USC Upstate	Spartanburg, S.C.
Saturday	March 8	USC Upstate	Spartanburg, S.C.
Sunday	March 9	USC Upstate	Spartanburg, S.C.
Tuesday	March 11	Jacksonville State	Jacksonville, Ala.
Friday	March 14	Louisiana*	Lafayette, La.
Saturday	March 15	Louisiana*	Lafayette, La.
Sunday	March 16	Louisiana*	Lafayette, La.
Tuesday	March 18	UAB#	Birmingham, Ala.
Friday	March 21	Coastal Carolina*	Troy, Ala.
Saturday	March 22	Coastal Carolina*	Troy, Ala.
Sunday	March 23	Coastal Carolina*	Troy, Ala.
Tuesday	March 25	Wofford	Troy, Ala.
Wednesday	March 26	Florida A&M	Tallahassee, Fla.
Friday	March 28	Marshall*	Troy, Ala.
Saturday	March 29	Marshall*	Troy, Ala.
Sunday	March 30	Marshall*	Troy, Ala.
Wednesday	April 2	Florida A&M	Troy, Ala.
Friday	April 4	Old Dominion*	Norfolk, Va.
Saturday	April 5	Old Dominion*	Norfolk, Va.
Sunday	April 6	Old Dominion*	Norfolk, Va.
Tuesday	April 8	Virginia Tech	Blacksburg, Va.
Friday	April 11	James Madison*	Harrisonburg, Va.
Saturday	April 12	James Madison*	Harrisonburg, Va.
Sunday	April 13	James Madison*	Harrisonburg, Va.
Thursday	April 17	ULM*	Troy, Ala.
Friday	April 18	ULM*	Troy, Ala.
Saturday	April 19	ULM*	Troy, Ala.
Tuesday	April 22	Alabama State	Montgomery, Ala.
Friday	April 25	Texas State*	Troy, Ala.
Saturday	April 26	Texas State*	Troy, Ala.
Sunday	April 27	Texas State*	Troy, Ala.
Tuesday	April 29	Jacksonville State	Troy, Ala.
Friday	May 2	South Alabama*	Mobile, Ala.
Saturday	May 3	South Alabama*	Mobile, Ala.
Sunday	May 4	South Alabama*	Mobile, Ala.
Tuesday	May 6	Alabama	Troy, Ala.
Wednesday	May 7	Samford	Birmingham, Ala.
Friday	May 9	Arkansas State*	Jonesboro, Ark.
Saturday	May 10	Arkansas State*	Jonesboro, Ark.
Sunday	May 11	Arkansas State*	Jonesboro, Ark.
Thursday	May 15	Southern Miss*	Troy, Ala.
Friday	May 16	Southern Miss*	Troy, Ala.
Saturday	May 17	Southern Miss*	Troy, Ala.
	May 20-25	Sun Belt Conference Tournament	Montgomery, Ala.
	May 30-June 1	NCAA Regionals	TBD
	June 6-9	NCAA Super Regionals	TBD
	June 13-23	College World Series	Omaha, Neb.

Home games in Bold

All Times Central

* Sun Belt Conference Game

Rickwood Field



SKYLAR MEADE

TROY HEAD COACH

FOURTH SEASON

Skylar Meade begins his fourth season as Troy's head coach in 2025 after leading the Trojans to a No. 21 national ranking in 2024. Additionally, Brooks Bryan set the Troy single-season RBI record.

The Trojans have transformed their roster during Meade's tenure and the results are evident. Troy has averaged 9.64 strikeouts per nine innings on the mound during his first three seasons and stole a combined 202 bases while belting 247 home runs.

Meade took over Troy's head coaching role following four seasons as the pitching coach at South Carolina.

2024

Skylar Meade's third season saw the Troy program reach new heights with a No. 21 national ranking, its highest since 2013. With a 37-22 record in 2024, Meade's 109 career wins are the most-ever in the first three seasons by a Troy head coach. In addition, the Trojans won 77 games across the 2023 and 2024 seasons, which were Troy's most in a two-year span since 2006-07.

The Trojans were one of the most prolific offenses in the Sun Belt Conference in 2024, drawing a school record 382 walks to rank third nationally while leading the conference and ranking eighth in the country with a .424 on-base percentage. Additionally, the Trojans scored 516 runs on the season which were the second most in the Sun Belt and 14th in the nation.

The 2024 season saw the Trojans rack up numerous key wins, winning nine games against teams that made the NCAA Tournament. The Trojans earned series victories at Indiana and against No. 18 Louisiana while sweeping No. 13 Coastal Carolina on the road to go along with wins at Southern Miss and against James Madison. Troy finished the regular season as the No. 3 seed in the SBC Tournament.

Under Meade's leadership, Brooks Bryan rewrote the Troy record books with a school-record 85 RBIs. Bryan was a Golden Spikes Award semifinalist, Dick Howser Trophy semifinalist, All-Sun Belt First Team and ABCA All-Region First Team while being selected to compete on the USA Baseball Collegiate National Team.

Troy's six selections on the Sun Belt All-Conference teams were the most in the league. Bryan was named to the First Team while Luke Lyon, Will Butcher, Ethan Kavanagh, Kole Myers and Kyle Mock were all named to the Second Team.

Myers heard his name called by the Los Angeles Dodgers in the ninth round of the 2024 MLB Draft by the Los Angeles Dodgers, while Clete Hartzog signed a free agent deal with the Chicago White Sox.

Following the 2024 season, Meade was selected to serve as the pitching coach for the USA Baseball Collegiate National Team Friendship Series, where he helped lead Team USA to a 5-game sweep of Chinese Taipei.

2023

Skylar Meade's second season saw the Trojans skyrocket beyond expectations as he led the program to its first 40-win seasons since 2018 and fifth in the last 20 years. He also led the Trojans to an at-large berth in the NCAA Tuscaloosa Regional, where they defeated Boston College, 11-10, in the Regional opener.

Meade and the Trojans dominated on the mound leading the Sun Belt Conference and ranking 11th in the country in strikeouts per nine innings at 10.6 – the second straight season where the Trojans set a program record. On the offensive side, Troy recorded 19 triples to lead the league and rank 20th in the nation. Additionally, Troy ranked in the top three in walks (third – 306), double plays (second – 51), double plays per game (third – 0.82), home runs (second – 108), home runs per game (third – 1.74), runs (second – 476), triples per game (second – 0.31).


The 2023 season saw key victories by Meade and the Trojans, including his first win over an SEC opponent at Auburn, in addition to series sweeps over Marshall, ULM, USC-Upstate, Stony Brook and Evansville. Under the guidance of Meade, the Trojans entered the SBC Tournament as the No. 3 seed.

Meade's leadership also propelled two players, Zach Fruit (Baltimore Orioles) and William Sullivan (St. Louis Cardinals), to be selected in the MLB Draft, while Caleb Bartolero and Ben Thompson signed with the Los Angeles Angels.

Shane Lewis earned Sun Belt Player and Newcomer of the Year honors after hitting a program record 27 home runs. Lewis was a Dick Howser Trophy semifinalist, All-Sun Belt First Team, Collegiate Baseball All-American Third Team and ABCA / Rawlings All-American Third Team. Troy raked in the accolades with three All-Sun Belt First Team selections (Lewis, Caleb Bartolero, Grayson Stewart) and one second team (Noah Manning).

2022

In his first season at the helm of the Trojans, Meade led Troy to a 32-win season and an appearance in the semifinals of the Sun Belt Conference Tournament. The 32 wins in 2022 were the most by a Trojan team since 2019. Under the pitching expertise of Meade, the Trojans led the Sun Belt Conference in strikeouts totaling 520. In addition, they led the conference in strikeouts per nine innings at 9.5, which was the most in program history, as Meade has now been a part of a strikeout record at every program he's coached at. Meade became the fourth coach in program history to win at least 30 games in his first season.



THE MEADE FILE

COACHING HISTORY

Troy, head coach.....	2022-present
South Carolina, assistant coach.....	2018-2021
Michigan State, assistant coach.....	2015-2017
Middle Tennessee, assistant coach.....	2013-2014
Eastern Illinois, assistant coach.....	2009-2012
Eastern Illinois, graduate assistant.....	2008

PLAYING CAREER

Louisville.....	2003-2007
-----------------	-----------

COACHING ACCOMPLISHMENTS

- Led Troy to a 37-22 record and a third place finished in the Sun Belt in 2024. Troy swept No. 13 Coastal Carolina and added a series win over No. 18 Louisiana. The Trojans reached a No. 21 national ranking, its first since time being ranked in the Top 25 since 2013.

- Has led Troy to 109 wins over his first three seasons, the most in the first three seasons of any Troy head coach.

- Served as pitching coach for the USA Baseball Collegiate National Team's Friendship Series roster, leading a pitching staff that swept Chinese Taipei 5-0.

- Led Troy to the NCAA Regionals as an at-large selection in just his second season (2023) as the program's head coach; Troy had two players selected in the 2023 MLB Draft and two others signed as UDFA.

- Meade has coached 31 players who have been selected in the MLB First-Year Player Draft, with 15 of those players taken within the first 10 rounds.

- Helped lead the Eastern Illinois to the 2009 OVC regular season championship and the 2008 OVC Tournament title; the berth in the 2008 NCAA Tournament was just the second in school history.

PLAYER ACCOMPLISHMENTS

- Made 12 appearances out of the bullpen as a true freshman. Earned a save in his first career appearance, hurling four innings and giving up an unearned run on three hits while striking out three against ECU (2/26/03). Logged a sacrifice bunt in his only plate appearance of the season.

- As a sophomore, 3-0 with a 4.23 ERA over 38.1 innings.

- Went 4-1 with a 5.54 ERA in seven outings as a junior.

EDUCATION

- Bachelor's degree in sports administration - 2007, Louisville

- Master's degree in kinesiology and sports studies- 2009, Eastern Illinois

Meade earned his first win as head coach of the Trojans on Feb. 18, 2022, in a 2-1 win over Holy Cross. More history was made when Meade led the Trojans to their first-ever sweep over Louisiana and swept Big Ten program, Indiana. The Trojans saw a nine-game win streak during the 2022 season, which was the fourth longest in the country at the time and the longest in program history since 2006.

Rigsby Mosley earned Sun Belt all-conference recognition for the first time in his storied career as a pitcher under the direction of Meade after five years having only played outfield.

A 14-year coaching veteran, Meade has previous stops at Michigan State, Middle Tennessee and Eastern Illinois following a standout playing career at Louisville, where he pitched in the College World Series. Meade has coached 28 players who have been selected in the MLB First-Year Player Draft, with 12 of those players taken within the first 10 rounds.

Meade is coming off a season in which six South Carolina pitchers were selected in the MLB Draft earlier this week, which was tied with Arkansas for the most pitchers selected from any one school. Brett Kerry earned D1 Baseball and NCBWA All-America honors while Will Sanders was named to the SEC All-Freshman Team, was a Freshman All-American selection by two organizations and was recently selected as a member of USA Baseball Collegiate National Team. Additionally, Jack Mahoney earned Freshman All-America honors from Perfect Game.

The Gamecocks posted the fourth-best ERA in the Southeastern Conference in 2021, while South Carolina's staff totaled 624 strikeouts in just 507 innings pitched. South Carolina hosted an NCAA Regional and picked up an in-season sweep of No. 5 Florida.

Meade joined the South Carolina staff before the 2018 season and during his four seasons 14 Gamecock pitchers were selected in the MLB Draft. Seven of those picks came in the top 10 rounds, including Carmen Mlodzinski, who was selected by the Pittsburgh Pirates with the 31st overall pick in the 2020 MLB Draft.

He made an immediate impact in his first season with the Gamecocks as they held opponents to a .243 batting average and posted 542 strikeouts in 553.1 innings of work. In the shortened 2020 season, South Carolina pitchers combined for a 2.81 ERA with 184 strikeouts in just 144 innings pitched. In 2019, Kerry began his rise up the national pitching ranks under Meade's guidance as he was named to the SEC All-Freshman Team and a Freshman All-American by three different organizations.

Meade joined the South Carolina staff following three seasons as the pitching coach at Michigan State. Under his watch, a Spartan pitcher led the Big Ten in ERA in each of his last two seasons on staff (Walter Borkovich in 2017; Dakota Mekkes in 2016). Additionally, the Spartans posted their top three strikeout totals in school history his final three seasons with 409 strikeouts in 2015, 466 in 2016 and 420 in 2017.

Michigan State led the Big Ten in ERA (2.75), opponent's batting average (.234) and runs allowed (199) in 2016. That ERA also was third in the nation and fifth lowest in school history. Meade helped Mekkes earn NCBWA All-America honors after finishing the season with the best strikeout per nine innings (15.16) and hits per nine innings (4.11) ratios in the nation. In his first season, Meade helped Joe Mockbee to a 1.78 ERA, the lowest by a Spartan since 1974.

Prior to his stint at Michigan State, Meade spent two years as the pitching coach at Middle Tennessee. The Blue Raider pitching staff lowered its team ERA in each of his two seasons including posting the program's lowest mark in 13 years during his final year on staff.

SKYLAR MEADE YEAR-BY-YEAR			
EASTERN ILLINOIS, 2008-2012			
Year	Position	Record	Pct.
2008	Graduate Assistant	27-30	.474
2009	Assistant Coach	36-14	.720
2010	Assistant Coach	18-35	.340
2011	Assistant Coach	18-33	.353
2012	Assistant Coach	29-29	.500
Overall (5 seasons)		128-141	.477
MIDDLE TENNESSEE, 2013-2014			
Year	Position	Record	Pct.
2013	Assistant Coach	28-28	.500
2014	Assistant Coach	31-27	.534
Overall (2 seasons)		59-55	.517
MICHIGAN STATE, 2015-2017			
Year	Position	Record	Pct.
2015	Assistant Coach	34-23	.596
2016	Assistant Coach	36-20	.643
2017	Assistant Coach	29-23	.558
Overall (3 seasons)		99-66	.599
SOUTH CAROLINA, 2018-2021			
Year	Position	Record	Pct.
2018	Assistant Coach	37-26	.587
2019	Assistant Coach	28-28	.500
2020	Assistant Coach	12-4	.750
2021	Assistant Coach	34-23	.596
Overall (4 seasons)		111-81	.608
TROY, 2022-Present			
Year	Position	Record	Pct.
2022	Head Coach	32-24	.571
2023	Head Coach	40-22	.645
2024	Head Coach	37-22	.627
Overall (3 seasons)		109-68	.616
Head Coach Overall (3 seasons)		109-68	.616
Assistant Coach Overall (13 seasons)		370-313	.550

Meade also mentored Zac Curtis, who was selected in the sixth round of the MLB Draft by the Arizona Diamondbacks, and Daniel Palo, a Colorado Rockies draftee.

Prior to joining the staff at Middle Tennessee, Meade spent five seasons at Eastern Illinois, first as a graduate assistant before being elevated to an assistant coach in 2009. EIU posted one of the Ohio Valley Conference's best rotations during his time at the school. The Panthers sported the best team ERA in the OVC in four of his five years - 2008, 2010, 2011 and 2012 - while finishing second in 2009.

Meade helped lead the Panthers to the 2009 OVC regular season championship and the 2008 OVC Tournament title; the berth in the 2008 NCAA Tournament was just the second in school history.

During his tenure at EIU, Meade saw a number of his pitchers rack up All-OVC accolades in addition to being selected in the MLB Draft. In 2010, Josh Mueller was drafted in the 13th round of the MLB Draft by the Colorado Rockies. Tyler Kehrer, who led the OVC in strikeouts and opponent batting average in 2009, became the highest-drafted EIU player since 1988, as he was taken 48th overall by the Los Angeles Angels of Anaheim in Compensation Round A.

Meade joined the coaching staff at EIU following his playing career at Louisville. Meade anchored a pitching staff that helped lead Louisville to an appearance in the 2007 College World Series. The southpaw recorded nine wins and limited opposing batters to a .247 average during the Cardinals' run to Omaha.

A native of Louisville, Ky., Meade earned his bachelor's degree in sports administration from Louisville in 2007 and completed a master's degree in kinesiology and sports studies (sports management) in the summer of 2009 from EIU.

Meade and his wife, Jesse, have two children, Kasen and Mikah.



**BEN
WOLGAMOT**
**ASSOCIATE HEAD
COACH**
FOURTH SEASON

THE WOLGAMOT FILE

COACHING HISTORY

Troy, associate head coach2025
 Troy, assistant coach/recruiting coordinator 2022-24
 Western Kentucky, assistant coach..... 2019-21
 Valparaiso, assistant coach 2013-18
 Eastern Illinois, assistant coach 2012-13
 Wabash College, assistant coach2011

PLAYING CAREER

Purdue University 2009-10
 Danville Area Community College 2007-08

COACHING ACCOMPLISHMENTS

– Orchestrated one of the top offenses in college baseball in 2024. Troy ranked in the top 15 nationally in walks (third - 382), on-base percentage (eighth - .424), sacrifice flies (11th - 36) and runs per game (14th - 8.7).

– Helped lead Troy to the NCAA Regionals as an at-large selection in just his second season (2023) as the program’s head coach; Troy had two players selected in the 2023 MLB Draft and two others signed as UDFA.

- Troy ranked 18th nationally in 2023 with 108 home runs, while Shane Lewis ranked fourth in the country with 27 homers.

-The Hilltoppers posted their most conference wins (16) since 2013 and their first Conference USA Tournament victory in program history during his first season. In addition, WKU recorded its most home runs (53) and RBIs (333) since 2010, most runs (355) since 2011, most hits (542) since 2014 and best batting average (.279) since 2016.

EDUCATION

- Bachelor’s degree in health and fitness - 2010, Purdue University

an assistant coach and recruiting coordinator at Eastern Illinois University for the 2012 and 2013 seasons. In 2012, the Panthers ranked 12th in the country with 50 home runs in 58 games and made a run to the Ohio Valley Conference Tournament Championship game, before falling to Austin Peay in the finals.

Wolgamot’s first coaching stint was in 2011 at Wabash College, where he helped lead the Little Giants to an NCAC Championship and the first NJCAA Regional berth in school history. At Wabash College that season was NCAC Player of the Year, first baseman John Holm, who also earned NCAC Tournament MVP, First Team All-Mideast Region and Honorable Mention All-American honors.

Wolgamot earned a bachelor’s degree in Health and Fitness from Purdue University in 2010 after starring for the Boilermakers as a junior college transfer from Danville Area Community College.

An All-Big Ten standout at Purdue, Wolgamot slashed .368/.479/.458 in 50 games. In conference play, he posted an otherworldly .426/.538/.521 slash line. Overall, the Boilermakers went 30-15 with Wolgamot penciled in the starting lineup and 2-11 otherwise.

Wolgamot earned a bachelor’s degree in health and fitness from Purdue in 2010. He is married to the former Maggie Daly, and the couple has two daughters, Beckett and Dalyn.

Ben Wolgamot was promoted to associate head coach ahead of the 2025 season and enters his fourth season with the Trojans after three years as assistant coach/recruiting coordinator.

In his third season at Troy, Wolgamot was named the Alabama Baseball Coaches Association Division I Assistant Coach of the Year after coaching the Trojans to a 37-win season and a third-place finish in the Sun Belt Conference. The Trojans reached a No. 21 national ranking, the program’s first since 2013, and were among the top offenses in college baseball, ranking in the top 15 nationally in walks (third – 382), on-base percentage (eighth – .424) and runs per game (14th – 8.7). Individually, the Trojans placed six players on the All-Sun Belt Teams to lead the conference while Brooks Bryan set a new Troy record with 85 RBIs along with being named to the ABCA / Rawlings All-Southeast First Team, a Golden Spikes Award semifinalist, a Dick Howser Trophy semifinalist and to the USA Baseball Collegiate National Team.

Wolgamot boosted the Trojans to a historic 2023 season, where the program earned its fifth 40-plus win season in the last 20 years and the first since 2018 while advancing to NCAA Regional in Tuscaloosa, Ala. He helped coach the Trojans to the second-ranked team in the Sun Belt Conference and 18th in the nation in homers, totaling 108. Individually, he coached the Sun Belt Player and Newcomer of the Year Shane Lewis to hitting the most home runs by a Trojan in a single season at 27 – also helped him to be named a Dick Howser Trophy semifinalist, All-Sun Belt First Team, Collegiate Baseball All-American Third Team and ABCA / Rawlings All-American Third Team – also coached Caleb Bartolero to All-Sun Belt First Team.

During his first season with the program, he coached Troy to 32 wins and an appearance in the semifinals of the Sun Belt Conference Tournament, which is the most by a Troy team since 2019. Wolgamot and Troy also managed a nine-game win streak – longest in program history since 2006 – and had the program’s first sweep over Louisiana and Big Ten program Indiana.

Before Troy, Wolgamot spent three seasons with Western Kentucky. The Hilltoppers posted their most conference wins (16) since 2013 and their first Conference USA Tournament victory in program history during his first season. In addition, WKU recorded its most home runs (53) and RBIs (333) since 2010, most runs (355) since 2011, most hits (542) since 2014 and best batting average (.279) since 2016.

He also helped lead Jake Sanford to a breakout campaign in 2019. Sanford became the first triple crown winner in Conference USA’s history while being named the league’s Player and Newcomer of the Year and earning All-American honors. Following his historic season, Sanford was drafted by the New York Yankees in the third round of the 2019 MLB Draft.

Wolgamot and the Hilltoppers were again off to a strong start offensively in 2020, opening the year with a 10-6 record while winning all four of their weekend series before the COVID-19 pandemic cut their campaign short. At the conclusion of the shortened season, WKU ranked 10th in the nation with 41 doubles.

He joined the WKU staff following six years as an assistant coach at Valparaiso. At Valpo, Wolgamot served as the hitting coach and recruiting coordinator for the Crusaders. In his five years, he helped the program grow into the top-offensive club in the Horizon League and then assisted in the team’s transition to the Missouri Valley Conference in 2018.

While at Valpo, Scott Kapers was selected in the 17th round of the 2018 MLB Draft. He became the third-highest selection in program history and the first Crusader position player to be drafted since 2013. With Wolgamot’s help in the batter’s box, Kapers improved from a .196/.278/.257 hitter as a freshman to .263/.354/.383 as a junior.

Additionally, the 2016 Valpo offense produced five hitters who accrued All-Horizon League recognition following a slugfest season. Overall, the Crusaders led the conference in batting average (.288), hits per game (10.1), doubles (109) and fewest strikeouts per game (5.9).

In 2017, Valpo led the Horizon League in doubles (100) and fewest strikeouts per game (6.2). Outfielder James Stea - who slashed .290/.420/.475 with eight home runs, nine doubles, 21 stolen bases, 44 runs scored, 32 runs batted in and 23 times hit by pitch - was named First Team All-Horizon League.

Valpo smacked 107 doubles and 41 home runs in 2018 - each the fifth-most in program history. The Crusaders reached 100-plus doubles for the third straight season after they had posted only one such year since 2001. The 41 home runs were the most since 2002, while the team’s .404 slugging percentage was its highest since 2010.

With a .971 fielding percentage in 2017 followed by a .973 mark in 2018, Valpo set a program record in back-to-back seasons.

Before his hiring at Valpo, Wolgamot was





**ADAM
GODWIN**
ASSISTANT COACH /
OUTFIELD & BASE RUNNING
COORDINATOR
SIXTH SEASON

THE GODWIN FILE

COACHING HISTORY

Troy
Assistant coach 2022-present
Director of Player Performance & Development.....2020-21
Bristol Pirates' & Morgantown Black Bears
Assistant coach 2017-18

PLAYING CAREER

Troy University..... 2004-05
Drafted in the 11th round of the 2005 draft by the Los Angeles Dodgers

COACHING ACCOMPLISHMENTS

- Helped Troy to a 37-22 record in 2024. Brooks Bryan set a school record in RBIs (85) while Kole Myers led the Sun Belt Conference in stole bases (34) and was selected in the ninth round of the MLB Draft by the Los Angeles Dodgers.

- Helped lead Troy to the NCAA Regionals as an at-large selection in just his second season (2023) as the program's head coach; Troy had two players selected in the 2023 MLB Draft and two others signed as UDFA.

- Troy ranked 18th nationally in 2023 with 108 home runs, while Shane Lewis ranked fourth in the country with 27 homers.

-Four Trojans earned All-America honors in his two years on staff, including a trio of Freshman All-Americans (Caleb Bartolero, William Sullivan and Garrett Gainous).

-In 2021, Troy finished third overall in the Sun Belt Conference after leading the league with 2.0 doubles per game and ranking second batting at a .274 clip. In addition, Logan Cerny and Drew Frederic both earned all-league honors, with Cerny leading the Sun Belt in slugging percentage and triples, while Frederic ranked in the top 10 in hits, runs scored, home runs and stolen bases.

EDUCATION

-Bachelor's degree in interdisciplinary studies - 2018, Troy University

Now entering his fourth season as an assistant coach, Adam Godwin was promoted to assistant coach/outfield & base running coordinator ahead of the 2025 season.

In 2024, Godwin assisted in Troy's 37-win season which saw them finish third in the Sun Belt Conference and reach a No. 21 national ranking. The Trojans were among one of the top offenses in college baseball, ranking in the top 15 nationally in walks (third - 382), on-base percentage (eighth - .424) and runs per game (14th - 8.7). In addition, Troy led the Sun Belt Conference with six players on the All-Conference Teams. Brooks Bryan led the Sun Belt and set a new Troy record with 85 RBIs while Kole Myers led the conference with 34 stolen bases.

In his second season in the assistant coach role, Godwin coached a Troy program that won 40 games for the fifth time in the last two decades while making its first NCAA Tournament appearance since 2018 in the Tuscaloosa Regional. The Trojans would also advance to the quarterfinal round as the No. 3 seed of the Sun Belt Tournament. Under his guidance, Troy ranked in the top three for walks (third - 306), double plays (second - 51), double plays per game (third - 0.82), home runs (second - 108), home runs per game (third - 1.74), runs (second - 476) and triples per game (second - 0.31). Godwin also coached two All-Sun Belt members, Shane Lewis and Caleb Bartolero.

During his first season as an assistant coach in 2022, Godwin boosted Troy to 32 wins, including a nine-game winning streak, which was the most since 2006. Troy also swept Big Ten opponent Indiana and SBC rival Louisiana for the first time.

Before upgrading to the assistant coach role, Godwin spent two seasons as Troy's director of player performance and development. Four Trojans earned All-America honors in his two years on staff, including a trio of Freshman All-Americans (Caleb Bartolero, William Sullivan and Garrett Gainous). Before COVID-19 halted the 2020 season, the Trojans led the Sun Belt and ranked fourth nationally with 46 doubles in 17 games.

Godwin was responsible for coordinating the practice and game technology concepts within the program, including TrackMan, Rapsodo, Synergy and BATS. He also assisted the athletics development office in fundraising for the baseball program and played a key role in planning and designing the new Riddle-Pace Field enhancement.

In 2021, Troy finished third overall in the Sun Belt Conference after leading the league with 2.0 doubles per game and ranking second batting at a .274 clip. In addition, Logan Cerny and Drew Frederic both earned all-league honors, with Cerny leading the Sun Belt in slugging percentage and triples, while Frederic ranked in the top 10 in hits, runs scored, home runs and stolen bases.

Godwin joined the Troy staff in 2020 after six years coaching in the Pittsburg Pirates' and Philadelphia Phillies' organizations. He began his coaching career as the Bristol Pirates' and Morgantown Black Bears' first and third base coach. During the 2017 and 2018 seasons, Godwin assisted the Pirates' Bradenton Marauders (High-A) as a traveling coach and led base running, outfield, and bunting instruction in addition to acting as the third base coach.

He spent the 2019 season with the Phillies' Single A Lakewood Blue Claws where he was the third base coach. Additionally, he was the outfield/base running coach for the Phillies Dominican Republic Academy in the fall of 2018 and the 2019 Instructional League Outfield Coordinator.

He began his playing career with Troy in 2004 and quickly climbed the record books in his two years with the Trojans. A member of Troy baseball's 2013 Hall of Fame class, he still holds Troy's career record for stolen bases with 112, and his .374 batting average is seventh all-time.

In 2005, Godwin led the NCAA and set Troy's single-season record with 84 stolen bases. He also set the single season record for singles (75) and is fifth in hits (90). For his efforts, Godwin was named the Atlantic Sun Player of the Year and a second-team All-American. Following his Troy career, Godwin was selected in the 11th round of the 2005 MLB Draft by the Los Angeles Dodgers and played professionally for 10 seasons.

Godwin is married to the former Kelly Hawkins, and the couple has one daughter, Micah Mae and one son, Griffey.





RYAN FINEMAN
 ASSISTANT COACH /
 RECRUITING COORDINATOR
 FIRST SEASON

Ryan Fineman joined the Troy baseball coaching staff in August 2024 as assistant coach/recruiting coordinator. He enters his first season with the Trojans in 2025 and will work with Troy's catchers while coordinating the program's recruiting efforts.

Fineman was most recently at Old Dominion, where he spent the 2024 season as an assistant coach while working with catchers and assisting with hitting and recruiting. Under Fineman, the Monarchs finished the 2024 season with a 31-26 record and reached the quarterfinals in the Sun Belt Conference Tournament.

Fineman spent the 2023 season at Alabama, having joined the Crimson Tide's staff in the summer of 2022 as their Director of Player Personnel. In that role, he assisted with the development of the team's hitters and catchers and assisted with on-campus recruiting. Prior to his time in Tuscaloosa, he was a volunteer assistant coach at New Orleans (2021-2022) and an assistant coach/recruiting coordinator at Chipola Junior College (2020-21).

Originally from Westlake Village, California, Fineman was a four-year starting catcher at Indiana from 2016-2019, helping the Hoosiers capture a Big Ten regular-season title in 2019 and make three appearances in the NCAA Regionals. After earning Big Ten All-Freshman honors in 2016, he hit .284 with seven home runs and 37 RBIs as a junior in 2018. He signed an undrafted free agent deal with the Tampa Bay Rays and played one season with their Gulf Coast rookie team in 2019.



JOE BIALKOSKI
 DIRECTOR OF PLAYER DEVELOPMENT,
 ANALYTICS & OPERATIONS
 FOURTH SEASON

Joe Bialkoski was promoted to Director of Player Development, Analytics and Operations ahead of the 2025 season after three years as the Director of Player Development and Analytics. In 2024, Bialkoski helped the Trojans produce 37 wins, including series victories over Indiana, No. 18 Louisiana and a sweep over No. 13 Coastal Carolina.

The 2024 campaign saw the Trojans reach a No. 21 national ranking, their first since the 2013 season, along with leading the Sun Belt Conference with six players on the All-Conference Teams. Bialkoski provided analytics for one of the top offenses in college baseball, ranking in the top 15 nationally in walks (third – 382), on-base percentage (eighth – .424) and runs per game (14th – 8.7).

Bialkoski assisted in Troy's 40-win 2023 campaign, which saw the Trojans appear in the NCAA Regional in Tuscaloosa, Ala., where they won the first game over Boston College 11-10. Before that, the Trojans were the No. 3 seed and advanced to the quarterfinals on a walk-off win over App State. He also boosted Troy to rank in the top-3 in triples (first – 19), base-on-balls (third – 306), double plays (second – 51), double plays per game (third – 0.82), home runs (second – 108), home runs per game (third – 1.74), runs (second – 476) and triples per game (second – 0.31).

During his first season, Bialkoski provided the analytics to help Troy win 32 games, including nine straight – marked the longest since 2006. He also coached Troy to rank first in the conference in strikeouts per nine innings at 9.4. That season also included a sweep over Big Ten opponent Indiana and SBC opponent Louisiana.

Bialkoski joined the Troy staff following four years at Virginia, where he served as a baseball operations assistant. The Cavaliers advanced to the College World Series in 2021 for the first time since 2015.

Before joining the Virginia staff, Bialkoski served as the director of baseball operations at North Florida from 2016-17. As an undergraduate, he was a student manager for both the men's basketball and baseball programs at UNF.

He spent the summer of 2017 with the Hyannis Harbor Hawks of the Cape Cod League as an MLB Scout Liaison. He has held internships with the Jacksonville Suns (AA-Miami Marlins) and the Drayton Florence 7v7 Football Tournament.

Bialkoski earned his bachelor's degree in sport management from North Florida in 2017. He is married to the former Victoria Ekeli and the couple has one son, Vincent Wesley.



TROY MAJOR LEAGUE BASEBALL DRAFT PICKS

Year	Player	Pos	Round	MLB Team	Year	Player	Pos	Round	MLB Team
1967	Wesley Rutledge	RHP	20	St. Louis	2018	Brandon Lockridge	OF	5	New York (AL)
1977	Ronnie Reasoner	OF	28	Detroit		Matt Sanders	SS	10	Seattle
1978	Kenneth Gilmore	2B	27	Cleveland		CJ Carter	RHP	29	Miami
1979	Stan McCauley	3B	26	St. Louis	2020	Levi Thomas	RHP	4	San Diego
1981	Danny Cox	RHP	13	St. Louis	2021	Logan Cerny	OF	10	Philadelphia
	Kevin McDaniel	SS	32	Montreal	2023	Zack Fruit	RHP	9	Baltimore
1982	Pedro LaTorre	2B	14	St. Louis		William Sullivan	1B	13	St. Louis
1985	David Banks	1B	25	New York (AL)	2024	Kole Myers	OF	9	Los Angeles (NL)
	Ray Stephens	C	6	St. Louis					
	Chuck Stanhope	RHP	6	Baltimore					
	Buck Watford	SS	14	Toronto					
1986	Vince Kindred	OF	7	St. Louis					
	Mike Perez	RHP	12	St. Louis					
	Jody Ryan	RHP	15	Seattle					
	Ron Warren	LHP	18	Boston					
1987	Warren Arrington	OF	17	Chicago (NL)					
	David Bond	LHP	5	San Diego					
	Chris Small	RHP	10	Houston					
	Marcus Pilkinton	RHP	26	Baltimore					
	Mike Elmore	OF	16	Baltimore					
1988	Steve Fanning	SS	7	St. Louis					
	James Wray	LHP	19	Los Angeles (NL)					
	David Wuthrich	LHP	27	San Francisco					
	Rodney Brooks	RHP	11	St. Louis					
1990	James Coachman	1B	27	Chicago (AL)					
1991	Keith Black	2B	54	St. Louis					
	Andy Dolson	LHP	22	Toronto					
1995	Rhodney Donaldson	OF	17	Florida					
1996	Duane Eason	P	48	Pittsburgh					
1997	Ryan Pearson	OF	43	Milwaukee					
1999	Jorge Soto	1B	3	Oakland					
	Casey Williamson	OF	19	Detroit					
	Kevan Burns	OF	26	Arizona					
	Tom Gregorio	C	27	Los Angeles (AL)					
2001	Casey Smith	2B	34	Los Angeles (AL)					
	Jason Bernard	RHP	27	Philadelphia					
2004	Nate Moore	RHP	4	Kansas City					
	Todd Nicholas	LHP	36	Montreal					
2005	Adam Godwin	OF	11	Los Angeles (NL)					
	Henry Gutierrez	C	11	San Francisco					
2006	Mike Felix	LHP	2	Pittsburgh					
	Tom King	SS	8	San Diego					
	Jared Keel	3B	31	Pittsburgh					
2007	Josh Dew	RHP	14	St. Louis					
	Clint Robinson	1B	25	Kansas City					
	Clegg Snipes	RHP	41	Kansas City					
2008	Beau Brooks	C	20	Los Angeles (AL)					
2009	Jason Walls	RHP	19	San Francisco					
	Chris Sorce	RHP	28	Seattle					
2010	Chase Whitley	RHP	15	New York (AL)					
2011	Adam Bryant	SS	9	Minnesota					
2013	Danny Collins	OF	13	Pittsburgh					
	Logan Pierce	3B	15	Philadelphia					
	Trae Santos	1B	17	San Diego					
2015	Logan Hill	OF	25	Pittsburgh					
2016	Lucas Brown	RHP	34	Baltimore					

Free Agent Signees

Year	Player	Pos	MLB Team
1975	Danny Breeden	C	St. Louis
1978	Rick Harrison	RHP	Detroit
1980	Pat Malinski	RHP	St. Louis
	Jack Tinkler	SS	St. Louis
1981	Steve Lowery	RHP	Cincinnati
1983	Keith Bragg	OF	New York (AL)
1984	Tim Cash	RHP	Houston
1985	Dave Banks	1B	Houston
1987	Todd Englett	C	Pittsburgh
	Jude Rinaldi	1B	Los Angeles (AL)
1991	Joel Smith	C	Los Angeles (AL)
1996	Mike Rivera	C	Detroit
2001	Aaron Kirkland	RHP	Chicago (AL)
2002	Colby Smith	OF	Los Angeles (AL)
2005	Landon Brazell	RHP	Miami
2007	Ian Craze	OF	Kansas City
	Nolan Chestnut	LHP	Detroit
2008	Bryan Miller	OF	Washington
2009	J.J. Whetsel	RHP	Los Angeles (NL)
2010	Ryan Ditthardt	1B	Houston
	Steven Felix	OF	Milwaukee
2011	T.J. Rivera	SS	New York (NL)
2013	Brandon Brown	C	Florida
2014	Shane McCain	LHP	Texas
2021	Orlando Ortiz	RHP	Dodgers
2023	Caleb Bartolero	C	Los Angeles (AL)
	Ben Thompson	RHP	Los Angeles (AL)
2024	Clete Hartzog	RHP	Chicago (AL)



GOLDEN BOY: LOCKRIDGE WINS GOLD GLOVE AWARD

Brandon Lockridge became the second Troy player in school history to win the ABCA/Rawlings Gold Glove Award in 2018.

Lockridge was a sure glove in center field for the Trojans in 2018, recording 164 putouts and three outfield assists with just one error all season – a fly ball that swirled around in the wind until popping out of the junior’s glove in shallow center.

The Pensacola, Fla., native made more program history when he became just the fifth Troy player to ever be drafted in the top five rounds of the MLB First-Year Player Draft as the New York Yankees selected him in the fifth round at pick 157. He played the rest of the season at Single-A (short season) Staten Island Yankees.

The speedy Lockridge left Troy with the single-season (7) and career (14) triples records, as well as tying for the school record with 63 games played this year. He started 166 consecutive games in a Trojan uniform, which is the longest streak by any player since at least 2000.

Lockridge made his MLB debut with the San Diego Padres in September 2024 and was a part of the Padres’ playoff roster for the Wild Card Round and National League Division Series.



MATT SANDERS NAMED NCAA STATISTICAL CHAMP



After scoring 90 runs - an average of 1.43 runs per game - in 2018, Matt Sanders was recognized as the NCAA Statistical Champion in runs per game.

His 90 runs were the most by a Sun Belt player since 1988 and broke the school record by 15 runs scored. The total is also the most by any player nationally since 2008.

A native of Madison, Ala., Sanders was a four-year starter at shortstop for the Trojans. In addition to breaking several records, he ranks in the top five in career games played, hits, doubles, triples, total bases and sacrifice flies.

In June, he was drafted in the 10th round of MLB First Year Player Draft by the Seattle Mariners and spent the remainder of the professional season with Single-A Everett AquaSox and Double-A Arkansas Travelers.



The Trojans put together a remarkable run of six straight seasons with a player leading the NCAA in either a final statistical category or at their position defensively.

NATE MOORE - 2004

Everyone knew it was coming at the end of games in 2004. If the Trojans held a lead late in the game, Nate Moore was going to take the mound. The Kinston, Ala., native was as dominant throughout that season as any player in college baseball. In 64.2 innings or work during the year, Moore allowed only nine earned runs.

	Name	School	IP	ER	ERA
1.	Nate Moore	Troy	64.2	9	1.25
2.	Jered Weaver	Long Beach State	144.0	26	1.63
3.	Brad Kilby	San Jose State	58.0	11	1.71
4.	Jason Windsor	Cal State-Fullerton	162.2	31	1.71
5.	Wade Townsend	Rice	120.1	23	1.72

ADAM GODWIN - 2005

There was nothing anyone could do to stop it. When Adam Godwin got on first base, everyone in the park knew what was coming. The opposing coaches knew, the pitchers knew and the catchers knew. Everyone was aware, but there was nothing they could do about it.

The Enterprise, Ala., native was so dominant on the base paths that, not only did he set new school and conference marks for stolen bases in a season, he earned Atlantic Sun Conference Player of the Year honors. To illustrate how dominant he was, he stole second and third base consecutively 27 times during the year. Those 27 trips around the bases, alone, would have left him one stolen base shy of leading the nation.

	Name	School	G	SB	SB/G
1.	Adam Godwin	Troy	58	84	1.45
2.	Carl Lipsey	Jackson State	46	55	1.20
3.	Corey Wimberley	Alcorn State	38	42	1.11
4.	Zach Penprase	Miss. Valley State	48	44	0.92
5.	Will Bashelor	Dartmouth	34	30	0.88

TOM KING - 2006

Tom King was a little bit of an unknown entering the 2006 season. A transfer from South Carolina, King's 35 doubles not only led the nation, but they also fell one short of tying the all-time NCAA single-season record.

The Panama City, Fla., native led the Trojans to a Sun Belt Conference title in their first year in the league by leading the nation in both doubles and hits. In addition to setting league records in both categories, he also set new league marks with a 31-game hitting streak and by getting hits in nine consecutive at bats not once, but twice. He was named Sun Belt Newcomer of the Year for his efforts.

	Name	School	G	2B
1.	Tom King	Troy	63	35
2.	Jay Miller	Washington State	59	28
3.	Jacob Dempsey	Winthrop	64	28
4.	Phillip Laurent	Liberty	60	27
5.	Three tied			26

	Name	School	AB	H	Avg.
1.	Tom King	Troy	285	117	.411
2.	Chad Flack	North Carolina	292	112	.384
3.	Mike Goetz	UW-Milwaukee	225	111	.493
4.	Josh Horton	North Carolina	271	107	.395
5.	Matt Camp	N.C. State	261	101	.387

JOSH DEW - 2007

Like Moore three years before, Josh Dew got the ball at the end of a lot of games for the Trojans in 2007. Unlike Moore, he rarely got the opportunity to warm up in the bull pen because he spent most of his time playing first base.

The Montgomery, Ala., native's moonlighting as a closer turned into his primary vocation as he turned in one dominant performance after another. Dew earned Sun Belt Pitcher of the Year honors by striking out better than 40 percent of the hitters he faced during the year while posting a 7-2 record and earning 10 saves.

	Name	School	App.	IP	SO	K/9
1.	Josh Dew	Troy	27	65.1	97	13.4
2.	David Price	Vanderbilt	18	133.1	194	13.1
3.	Jess Todd	Arkansas	23	93.1	128	12.3
4.	Chance Chapman	Oral Roberts	22	94.0	127	12.2
5.	Mitch Harris	Navy	14	88.1	119	12.1

BRYAN MILLER - 2008

The thought of producing a fifth straight national champion at the beginning of the 2008 season was not even a consideration. Through 11 games, the Incline Village, Nev., native had a fairly average five doubles. He more than doubled that total in a series against FIU, but the best was yet to come.

Through 34 games, Miller had 16 doubles, but over a 24-game hitting streak to end the season, Miller hit a sparkling .519 with 16 more doubles, not to mention 10 home runs. He also drove in 41 runs during that stretch, with a .963 slugging percentage.

	Name	School	G	2B	2B/G
1.	Bryan Miller	Troy	58	32	.55
2.	Matt Pace	Ark.-Pine Bluff	43	23	.53
3.	Ike Davis	Arizona State	52	26	.50
4.	Ryan Keedy	UAB	60	29	.48
5.	Jesse Hart	UW-Milwaukee	59	28	.47

BRETT HENRY - 2009

Awarded to only nine players in Division I baseball, the Rawlings Gold Glove is one of the game's toughest awards to receive. Henry, a native of Mobile, Ala., claimed the award at third base after posted a .976 fielding percentage his senior season.

Henry committed just four errors in 166 defensive chances at the hot corner and was on the front end of nine double plays. His efforts helped Troy rank 47th among 288 Division I schools in fielding percentage on the season.

He also was solid at the plate as he finished the year batting at a .313 clip with seven home runs and 42 RBIs.



BATTING STATS

2024 Troy Baseball Overall Statistics for Troy (as of May 25, 2024) (All games Sorted by Batting avg)

Record: 37-22 Home: 19-9 Away: 17-10 Neutral: 1-3 Sun Belt: 18-12

Player	avg	gp-gs	ab	r	h	2b	3b	hr	rbi	tb	slg%	bb	hp	so	gdp	ob%	sf	sh	sb-att	po	a	e	fld%	
1 Kavanagh, Ethan	.361	57-57	208	59	75	12	0	2	51	93	.447	49	12	29	10	.495	6	0	6-9	80	65	7	.954	
7 Mock, Kyle	.351	53-52	188	48	66	14	0	9	50	107	.569	36	11	43	2	.475	3	0	2-3	0	0	0	.000	
6 Gilroy, Aidan	.328	55-54	177	46	58	13	2	4	37	87	.492	35	17	33	1	.474	3	2	4-6	40	84	10	.925	
5 Myers, Kole	.323	59-59	223	81	72	11	4	12	44	127	.570	62	11	44	2	.487	2	0	34-36	148	3	1	.974	
17 Bryan, Brooks	.279	58-56	219	52	61	10	2	18	85	129	.589	31	9	60	5	.381	6	0	2-2	245	20	3	.989	
15 Butcher, Will	.273	59-59	231	56	63	21	0	16	73	132	.571	41	12	63	7	.401	5	0	5-8	158	22	5	.990	
3 Coab Jr., Tremayne	.272	59-59	217	58	59	15	1	6	41	94	.433	48	6	39	9	.415	1	0	6-7	71	152	4	.982	
22 Sutton, Blake	.233	35-31	103	23	24	8	0	4	26	44	.427	19	3	40	0	.357	4	0	4-5	262	23	6	.979	
36 Watts, Peyton	.227	45-40	150	26	34	5	0	5	30	54	.360	17	3	34	4	.312	3	1	4-5	56	89	1	.973	
2 Lewis, Shane	.176	32-26	91	28	16	4	1	5	13	37	.407	18	10	44	2	.367	1	1	3-4	41	0	3	.932	

16 Hawkins, Jason	.500	6-0	2	0	1	0	0	0	0	1	.500	0	0	1	0	.500	0	0	0-0	4	1	0	1.000	
45 Walls, Colton	.500	2-0	2	0	1	0	0	0	0	1	.500	0	0	1	0	.500	0	0	0-0	0	0	0	.000	
12 Arnett, Ben	.345	20-17	58	12	20	1	0	3	9	30	.517	9	5	11	1	.472	0	0	0-0	23	0	1	.958	
31 Bello, Mikey	.253	35-21	87	15	22	5	0	1	11	30	.345	12	1	12	1	.347	1	1	2-2	42	1	3	.935	
4 Gardiner, Lance	.000	30-0	6	2	0	0	0	0	1	0	.000	2	1	3	0	.300	1	1	1-1	5	3	3	.727	
28 Mercer, Matt	.000	6-0	3	2	0	0	0	0	0	0	.000	0	0	1	0	.000	0	0	0-0	0	0	0	.000	
14 Sloan, Jayden	.000	6-0	2	1	0	0	0	0	0	0	.000	1	0	0	0	.333	0	0	0-0	0	1	0	1.000	
18 Smith, Cooper	.000	2-0	1	0	0	0	0	0	1	0	.000	1	0	0	0	.500	0	0	0-0	0	0	0	.000	
32 Sessions, Parker	.000	15-0	1	6	0	0	0	0	0	0	.000	1	0	0	0	.500	0	0	0-1	2	0	0	1.000	
11 Pettys, Ryan	.000	1-0	0	1	0	0	0	0	0	0	.000	0	0	0	0	.000	0	0	0-0	0	2	0	1.000	
Totals	.291	59	1969	516	572	119	10	85	472	966	.491	382	101	458	44	.424	36	6	73-80	1499	525	67	.968	
Opponents	.264	59	1929	353	509	119	13	61	332	816	.439	258	62	490	31	.355	22	18	62-79	1480	516	71	.964	

PITCHING STATS

(All games Sorted by Earned run avg)

Player	era	w-l	app	gs	cg	sho	sv	ip	h	r	er	bb	so	2b	3b	hr	b/avg	wp	hp	bks	sfa	sha		
34 Manning, Noah	3.90	6-0	20	0	0	0/0	2	30.0	31	16	13	11	26	5	1	3	.265	2	4	0	2	3		
10 Ross, Logan	4.01	4-2	20	4	0	0/0	1	49.1	48	29	22	22	46	13	1	0	.259	6	12	0	1	2		
42 Lyon, Luke	4.40	8-3	15	11	2	1/1	0	73.2	72	38	36	23	54	16	2	8	.255	3	6	0	3	0		
13 Fuller, Brady	4.84	0-0	16	6	0	0/0	0	35.1	40	24	19	24	22	9	2	2	.290	4	3	0	0	1		
26 Hartzog, Clete	5.06	7-4	20	6	0	0/2	0	53.1	43	36	30	27	57	7	1	9	.221	2	7	0	1	2		
44 Galous, Garrett	5.40	2-4	14	14	0	0/0	0	48.1	52	34	29	25	57	12	1	6	.274	3	3	0	2	1		
35 Dill, Jay	5.63	1-3	21	2	0	0/0	3	46.1	54	37	29	28	44	8	1	8	.290	7	3	0	3	2		
27 Stewart, Grayson	6.67	4-2	18	10	0	0/0	0	59.1	57	45	44	21	66	13	2	13	.250	6	4	0	3	3		

21 Dima, Josh	0.00	0-0	1	0	0	0/0	0	0.0	0	1	0	1	0	0	0	0		0	0	0	0	0		
45 Walls, Colton	2.45	0-1	7	1	0	0/1	0	7.1	4	2	2	4	5	1	0	0	.160	0	1	0	1	0		
39 Asbury, Kristian	5.06	0-0	4	0	0	0/0	0	5.1	5	8	3	3	8	0	0	0	.238	0	4	0	2	0		
49 Fletcher, Beau	5.84	0-0	8	2	0	0/0	0	12.1	11	8	8	2	10	4	0	1	.234	2	3	0	0	0		
23 Osmond, Michael	6.12	2-0	19	0	0	0/0	1	25.0	25	21	17	17	27	9	0	2	.258	1	1	0	1	0		
30 Burt, Connor	6.91	0-1	13	1	0	0/0	1	14.1	12	12	11	14	24	2	1	2	.222	1	4	1	1	0		
28 Mercer, Matt	7.36	0-0	6	0	0	0/0	0	7.1	8	6	6	7	3	2	1	0	.296	2	0	0	1	0		
55 Paterakis, Pavius	7.71	1-0	4	1	0	0/0	0	2.1	3	2	2	3	5	1	0	1	.333	0	0	0	0	1		
48 Gorgen, Grady	9.00	0-0	4	0	0	0/0	0	3.0	4	4	3	3	2	2	0	0	.286	0	0	0	0	0		
33 Schmidt, Sam	10.12	0-0	5	0	0	0/0	0	5.1	8	6	6	4	5	3	0	1	.364	1	1	0	0	0		
11 Pettys, Ryan	11.08	1-1	11	0	0	0/1	0	13.0	16	16	16	12	15	9	0	2	.314	0	4	0	1	2		
29 King, Dylan	13.50	1-1	5	0	0	0/0	0	4.2	7	7	7	3	8	1	0	3	.350	1	0	0	0	0		
8 Silva, Issac	13.50	0-0	3	0	0	0/0	0	1.1	3	5	2	2	2	1	0	1	.375	1	1	0	0	0		
40 Roettgen, Jacob	20.25	0-0	2	1	0	0/0	0	2.2	6	6	6	2	4	1	0	2	.462	3	1	0	0	1		
Totals	5.60	37-22	99	99	2	3/2	8	499.2	309	363	311	258	490	119	13	64	.264	45	62	1	22	18		
Opponents	8.52	22-37	99	99	0	1/1	12	493.1	572	516	467	382	459	119	10	85	.291	72	101	10	36	6		



HISTORY & RECORDS





The 1930 Troy baseball team in front of Kilby Hall.

Few schools in the South, let alone in America, possess as rich a history and tradition as that of the Troy baseball program. In the last 40 years, Trojan hardball squads have claimed more than 1,300 victories, 16 conference championships, seven NCAA Regional crowns and back-to-back Division II NCAA Championships in 1986 and 1987.

Photographic archives show evidence of intercollegiate baseball in the Wiregrass as early as the turn of the century, but school records only date back to 1954. Listed hereafter is a synopsis of the "modern era" of Troy Baseball.

1931

All home games are moved to what is now known as Riddle-Pace Field. All previous home seasons were played on the quad in front of Shackelford Hall. The change in venue was due to the number of windows being broken in Shackelford.

1961

In his first season as head coach, Melvin Lucas leads Troy to a 17-7 record and its first Alabama Intercollegiate Conference title. After capturing ACC crowns in 1962 and 1964, Lucas ends his four-year stint with a 62-30 record. His .674 winning percentage is still second all-time at Troy.

1975

Larry Maier is hired as the eighth coach in school history. He is also the linebackers coach on the Troy football team. In his only season on the diamond, the 33-year-old leads the Trojans to a 14-12 record.

1978

Catcher Buster Bergstrom is named first-team All-GSC and second-team All-South Central Region as a junior. In a team-high 187 at bats, he struck out just two times. His 93.5 at bat-to-strikeout ratio is still a school record.

1979

After 25 years as a player, manager and scout with the St. Louis Cardinals, 50-year-old Chase Riddle is hired as the ninth head coach since 1954. In his first year as the head man in Troy, he led the Trojans to a then-school-record 33 wins and a second-place finish in the Gulf South Conference Eastern Division. They also reeled off a school-record 20-game winning streak.

Stan McCauley leads the GSC with 14 home runs and becomes Troy's first All-America selection. Pitcher Andy Giannini finishes tied for the conference lead with 10 wins.

1980

After sweeping Jacksonville State, 2-0, in the GSC Championship playoff, Troy played host to the NCAA Central Regional. The Trojans went 5-1 and advanced to their first College World Series in Riverside, Calif. Troy dropped their first game, 8-2, to Florida International but rebounded with a 6-3 win over Florida Southern in the loser's bracket. The Trojans were eliminated by New Haven, 15-7, and ended the year with a 30-12 mark. Riddle was named GSC and NCAA Central Region Coach of the Year.

1981

Senior Danny Cox throws an NCAA-record 43 consecutive scoreless innings on his way to a 13-3 record and 1.30 ERA. His 13 victories are tops in the NCAA.

1982

The Trojans tear through the GSC and capture their third consecutive conference crown, but are denied a spot in NCAA Regional play. Troy (31-10, 8-3 GSC) finished the season ranked 13th, its lowest in four years under Riddle.

1983

Troy's string of three consecutive GSC titles is snapped and the Trojans failed to reach the CWS for the second straight season, falling in the semifinals of the NCAA Central Regional. Troy finished with a 23-11-1 record, 5-3-1 in GSC play, and a No. 7 final ranking.

1984

The 1984 squad won a then-school-record 39 games (16 losses) and finished third at the NCAA College World Series and won the third Central Region title in the last five years. The 1984 team broke or tied an amazing 76 school records.

1985

Eleven seniors led Troy back to the NCAA CWS and broke the school record for wins (43) and home runs (87). The home run record stood for 13 years.

Senior Chuck Stanhope and junior Ron Warren combine for 22 victories, 12 complete games and a 3.15 ERA. It was the first year for the CWS to be played at Paterson Field in Montgomery.



Pace Field, circa 1950.

1986

Mike Perez, a transfer from the University of Florida, leads the NCAA with 13 wins. His .929 (13-1) winning percentage is the best single-season percentage in school history and the 13th-highest in Division II history.

On May 23, an NCAA Division II record for attendance is established in the Division II College World Series as 6,280 fans pack Montgomery's Paterson Field for the doubleheader featuring Cal State Sacramento against Tampa and Troy against Mankato State.

1987

Troy repeated as NCAA Champions with a 38-10-1 record and closed the season with a 15-game winning streak. First baseman Jude Rinaldi hit a school-record .431 and led the team in hits (62), home runs (16) and fielding percentage (.990). He was named the CWS Most Outstanding Player after he hit .588 with seven RBI in four games.

James Wray makes a run at Danny Cox's consecutive scoreless innings streak but falls short with 36 consecutive. That is still fourth all-time in NCAA Division II history.

1988

The Trojans finished with a 35-17 record but were eliminated in the semifinals of the NCAA South Central Regional and denied a chance to win a third consecutive national title.

1989

Shortstop Dirk Williams led the team in batting average (.410), hits (59), singles (46), doubles (11) and runs batted in (34) en route to claiming All-Gulf South honors. With a 29-16 record, the Trojans fail to make the NCAA Tournament for the first time since 1981.

1990

In what would be Coach Riddle's last year at Troy, the Trojans finished one game shy of a run at a third national championship, dropping the regional title contest to arch-rival Jacksonville State. Troy went 51-10 and broke or tied more than 40 team and individual school records. Ward Thigpen earned first-team All-America accolades, while catcher Joel Smith garnered third-team honors.

Scott Ates tied an NCAA Division II record when he hit four home runs against Valparaiso on March 6. He was the first player since 1965 to accomplish the feat. His 16 total bases tied the NCAA record and stood for three years -- but is now tied for sixth all-time.

On June 4, by an act of the University Board of Trustees, Pace Field was officially renamed Riddle-Pace Field.

In the off-season the infield of Pace Field was dug up, leveled and rebuilt with new sod and a complete state-of-the-art irrigation system.

1991



Mike Perez and head coach Chase Riddle accepting the 1986 NCAA Division II National Championship trophy.

Eckerd College head coach John Mayotte was hired as the 10th head coach since 1954. His task was simple: Maintain the level of success that Riddle had elevated the program to in the 1980s and remain competitive at the Division I level. He did just that in his first year, leading the Trojans to a 34-19 record, the Gulf South Conference East Division crown and a berth in the NCAA South Central Regional. Troy finished the year ranked 14th in the nation.

On April 13, Chase Riddle's No. 25 became the first number to be retired in Troy history.

1992

The loss of Troy's top three pitchers from the 1991 team proved too much to overcome as the Trojans finished with a 29-21 record. Dave Sparks emerged as the ace of the squad and went 7-2 with four complete games and three shutouts. The high point of the year came on Friday, April 24, when he hurled a perfect game against Georgia State at Riddle-Pace Field.

Troy led the nation in attendance with 5,625 total fans passing through the turnstiles at Riddle-Pace Field. The Trojans averaged 433 fans per game.

1993

In its final year as a Division II member, Troy claimed the NCAA South Central Regional Tournament and returned to the College World Series for the first time since 1987. Knowing it would be the final appearance in Montgomery, the Trojans were the sentimental favorite to win their third championship. Senior Steve "Chainsaw" Charles took the hill and made just his third start of the season in the opener against Mansfield. He definitely made the most of his opportunity. In front of 5,100 fans, Charles threw the first no-hitter in College World Series history. The Trojans went 1-2 over their next three contests and had to settle for a third-place finish. They ended the year with a 39-17 record.

Charles finished the season with a 1.40 ERA, a 5-1 record, a school-record 10 saves and was named first team All-America. Charles' 4.34 hits allowed per nine innings went down as the fourth lowest total in NCAA Division II annals. Senior catcher Chip Hummel earned third-team All-America honors after batting .325 and leading the team in at bats (203), hits (66) and doubles (13).

Mayotte was named Division II National Coach of the Year by the American Baseball Coaches Association.

1994

In its first year as a full Division I member, Troy won



On May 23, 1987, 6,280 fans packed Montgomery's Paterson Field for the first day of the NCAA Division II College World Series.

the East Coast Conference Tournament with a 5-1 record and finished the season with a 34-16 mark. The Trojans posted a four-game split with NCAA Tournament participant South Alabama and a two-game split with eventual NCAA College World Series participant Auburn.

Right-hander Rob Batchler was named ECC Player of the Year as he posted an 11-3 record and a 3.73 ERA. He concluded his two-year career with a 22-7 record. Catcher Curtis Green and outfielder Daryl George were also named All-ECC.

1995

With the 1995 season came high expectations and anticipation around the Troy campus. Troy was entering its first year as a member of the Mid-Continent Conference. The Trojans finished the regular season with a 22-21-1 record and drew the third seed in the four-team MCC Tournament, hosted by Eastern Illinois in Charleston.

Trojan ace Jason Fawcett beat EIU 13-6 in game one, as Alex Rosa paced the team with a three-run homer and two-run double. A thrilling 8-7 win over Western Illinois in game two left Troy just one win shy of the Mid-Con title. Tournament MVP Rosa hit another three-run dinger, and Peter Bezeredi collected four hits as the Trojans defeated WIU, 12-9, for the championship.

The Trojans continued their hot play in the NCAA Play-In series against Midwestern Collegiate Conference champ Wright State. Fawcett took the hill in game one as the bats provided more than enough support in a 16-7 rout. Troy earned its first NCAA Regional berth when pinch-runner Lance Lawley scored from second on a single by Rhodney Donaldson with the score tied in the bottom of the ninth to give Troy a 6-5 victory.

Despite losing two straight games, to top-seeded Florida State and second-seeded Ole Miss, in the Atlantic I Regional in Tallahassee, Fla., the trip will forever be remembered as the event that officially welcomed Troy into the Division I family.

1996

The Trojans went through the Mid-Con regular season with a 16-2 record, earned the top seed in the East Division and the host role. NE Illinois upset Troy, 8-7, in the first round when it scored the winning run on an eighth-inning error. Troy fought through the losers bracket with wins over Eastern Illinois and Pace, setting up a rematch with NEIU. Northeastern's Matt Dunne had two hits in leading the Golden Eagles to a 3-0 victory.

Troy (41-13) swept the regular season awards dished out by the conference. Reggie Hightower was named Player of the Year, Dean Cordova was named Pitcher of the Year, Michael Rivera was named Newcomer of the Year and John Mayotte was named Coach of the Year.

1997

The 1997 season proved to be one of the most successful since moving to Division I status. Troy finished with a 37-23 slate, captured its second Mid-Con title in three years, won an NCAA Play-In series and advanced to an NCAA Regional for the second time in three seasons.

Troy's 8-6 conference mark earned the Trojans the East Division's top seed in the post-season tournament, hosted by NE Illinois in Chicago. The Trojans breezed by Western Illinois and NE Illinois to earn a spot in the finals. NEIU upended Troy, 7-3, forcing a winner-take-all final. The Trojans exacted some revenge from the previous year, defeating the Golden Eagles, 9-3, on their home field.

Troy took two straight from Detroit in the NCAA Play-In series and was assigned to the NCAA South II Regional in Tuscaloosa, Ala. In their opening game against Alabama, the Trojans held a 5-4 advantage through six-and-a-half innings but could not hang on, as the top-ranked Crimson Tide won, 8-5. A day later, ninth-ranked USC eliminated Troy, 5-2, ending the Trojans' season at 37-23.

The Trojans nearly pulled off another sweep of the conference awards, missing out only on the Newcomer of the Year. Outfielder Bryan Kelley was named Player of the Year, Jason Fawcett Pitcher of the Year and Mayotte earned his fourth career Coach of the Year award.



Jorge Soto

1998

In their first year as a member of the Atlantic Sun Conference, the Trojans finished with a 37-21 mark and advanced to the conference title game. Troy hit a school-record 115 home runs, led primarily by the record-setting bat of Jorge Soto, who hit 23.

On April 14, 2,159 fans set a Riddle-Pace Field attendance record as Troy upset third-ranked Alabama, 8-4.

1999

Troy tallied 118 home runs, breaking the school record of 115 set in 1998. The 2.00 HR per game ranked second nationally. The Trojans also ranked 31st in scoring (8.39 rpg) and seventh in slugging (.564).

Senior Jorge Soto ranked 11th with 0.446 HR per game. His 26 round-trippers set a new school record, breaking his own record set in 1998. Kevan Burns' 22 and 0.376 per game placed him in a tie for 29th.

On May 8, Troy broke 10 individual and team records in a 34-4 rout of Stetson at Riddle-Pace Field. The 14 hits belted out by the Trojans in the sixth inning are an NCAA Division I record.

2000

Junior third baseman Casey Smith finished the year with a .404 batting average, ranking 42nd nationally. The Trojans finished with a 22-34 record, 11-16 in A-Sun play, and missed the conference tournament for the first time in three years as a member.

2001

Troy won five of its final six regular-season games to secure the sixth seed in the A-Sun Tournament. After dropping their opener to UCF, the Trojans upset No. 2 seed Stetson before falling to Jacksonville in the quarterfinals. The Trojans finished the year at 27-28 overall and 13-17 in A-Sun action.

Jason Bernard was named second team All-South Region and finished among the national leaders in wins (20th with 11) and ERA (52nd at 2.71). As a team, the Trojans finished 16th in double plays (1.07 per game).

2002

After enduring a slow start, the Troy baseball team rallied over the last month to earn another berth in the Atlantic Sun Conference Championship. The Trojans won 19 of their last 28 games, including nine straight at one point, to pull into fourth place in the A-Sun standings.

2003

Troy began the Bobby Pierce era with a 27-27 finish. The Trojans won their first five under Pierce and were in contention for a spot in the A-Sun tournament. However, they dropped 10 of their last 13 to miss the tournament by just one game. Trent Cox broke the freshman hit record with 49 and was named to the A-Sun All-Freshman team.

2004

The Trojans made great strides in Pierce's second season. After a great start, the team slid to fifth in the final A-Sun standings, but then bullied their way to the finals of the Conference Tournament before falling to Florida Atlantic.

Junior pitcher Nate Moore became the first Trojan to earn First Team All-America honors (*Baseball America*) after leading the nation with a 1.25 ERA. He was taken in the fourth round of the Major League Baseball June Amateur Draft by the Kansas City Royals.

2005

Going into its final season of play in the Atlantic Sun Conference, the Trojans squad put together an amazing combination of speed on the base paths, power at the plate and dominating starting pitching to dominate the league race, winning the league title by a comfortable margin.

Adam Godwin led all of NCAA Division I with 84 stolen bases and was named A-Sun Player of the Year. Henry Gutierrez made a run at the A-Sun triple crown and led the way as the Trojans hammered out 82 homers for the season.

Senior pitchers Brent Adcock and Landon Brazell gave Troy the top pitching tandem in the conference. The combined to win 20 of the Trojans 37 victories, and Adcock earned Pitcher of the Year honors.

2006

After the disappointment of the end of the 2005 season, the Trojans went into the 2006 campaign with renewed determination. The players were determined to leave their mark on a new league, and that is just what they did.

The Trojans put together a streak in the middle of the season that resulted in victories in 20 of 21 games. That streak also helped the team get off to a 12-1 start in its first season in the Sun Belt Conference.

That hot start turned out to be insurmountable as the Trojans finished with a 20-4 mark in league play to capture the Sun Belt crown in the programs' first year in the league.

With the memory of the snubbing of 2005 still fresh on the minds of all involved, the Trojans left no doubt about NCAA play by sweeping through the Sun Belt Tournament to earn an automatic berth into the NCAA Tuscaloosa Regional.

Upon arriving in Tuscaloosa, the Trojans were faced with the only team to sweep a series from them, Southern Miss. The Trojans answered that challenge by beating the Golden Eagles twice, but Troy was not able to overcome the homestanding Alabama club, which ended Troy's season.

Troy's 47-16 overall record was the best for the program since moving to Division I in 1994.

The season was full of landmark performances. Tom King earned All-America honors after leading the nation in hits and doubles, setting school and conference records in both. King also had a 31-game hit streak during the year and had hits in nine consecutive at bats twice, breaking another SBC mark.

2007

The Trojans earned a second straight NCAA Tournament berth, but fell short of a third straight conference title.

The season was highlighted by victories over Alabama, Auburn, Michigan, Southern Miss and Arkansas, not to mention a pair of thrilling wins over nationally-ranked Coastal Carolina.

TROY NO-HITTERS

DATE	PITCHER	OPPONENT	SCORE	
INN.				
3/27/81	Rick Knotts	Georgia SW	6-0	7
3/19/87	Tony King	Ripon (Wis.)	13-0	9
3/3/88	James Wray	Siena Heights	9-0	9
4/24/92	Dave Sparks*	Georgia State	10-0	9
5/28/93	Steve Charles^	Mansfield	5-0	9
3/4/96	Dean Cordova	Valparaiso	8-0	9
3/31/96	Dean Cordova	C.W. Post	7-0	7

* Perfect Game

^ NCAA College World Series

Troy's strong non-conference performance resulted in a top 20 RPI and earned the team an at-large berth into the Oxford Regional. There the team dropped consecutive games to Southern Miss and Sam Houston State to end the season.

The Trojans ran their streak of NCAA statistical champions to four with Josh Dew's performance on the mound. Dew earned Sun Belt Pitcher of the Year honors after posting a 7-2 record with 10 saves and leading all of college baseball with 13.36 strikeouts per nine innings.

2008

Mother nature intervened on Troy's attempt to earn a third consecutive NCAA Regional bid. Troy knew that a victory in the Sun Belt Tournament was the only way for that bid to come, but the weather had other ideas.



Betty Riddle was elected into the Hall of Fame in 2015



2004 All-American and NCAA ERA Champion Nate Moore

ter dropping an opening round game to host Louisiana, the Trojans were poised to eliminate top-seeded New Orleans in their second game.

NCAA doubles champion Bryan Miller stood at the plate with one out in the ninth inning and the winning run 90 feet away. Almost any ball put in play would result in a Troy victory.

Before Miller could face a single pitch, a huge lightning bolt struck just outside the stadium, forcing a delay that turned into a 24 hour stoppage by 10 inches of rain. When play did resume the next morning, Miller struck out and UNO got a homer in extra innings to down Troy and end the Trojans' season.

2009

While the Trojans' streak of national statistical champions came to an end, the Troy program did produce another national award winner in 2009 when senior third baseman Brett Henry was named as a Rawlings Gold Glove Award winner as the best defensive player in the nation at his position.

On the field, the team worked through a season of ups and downs. The Trojans never lost more than three consecutive games throughout the year, but also never won more than six straight. Pitching was the main culprit as Troy finished the year with the highest team ERA (6.32) in school history.

The Trojans finished the Sun Belt season in sixth place, but with the league tournament coming to Riddle-Pace Field for the first time, expectations were high. The high hopes came to a crashing end after an emotional late loss to WKU on the second day of the tournament led to an early morning 16-1 loss to ULM that ended Troy's season.



The 2006 squad took the Sun Belt by storm as it posted a 20-4 mark to win the title in Troy's first season in the league

2010

The Trojans came within one game of reaching its fifth NCAA Regional since moving up to Division I. Troy put on an offensive display at the Sun Belt Conference Tournament averaging 9.5 runs per game en route to a Championship Game appearance.

Troy's success in the tournament shouldn't have come as much of a surprise as the Trojans won 18 of their last 24 games heading into the postseason.

Shortstop Adam Bryant earned first team All-America honors after batting .356 with 16 doubles, six triples, 23 home runs and 65 RBIs. Bryant, Chase Whitley and Steven Felix all took home All-Sun Belt honors that season -- Whitley earned all-league honors at three different positions (DH, UTL, RP).

Troy blasted 100 home runs on the season (31 more than its opponents) and finished the year batting at a .316 clip as a team.

2011

A top 25 ranking, a Sun Belt Conference Championship, a trip to the NCAA Regionals, a trio of All-Americans and head coach Bobby Pierce's 300th career victory highlighted the 2011 season for the Trojans.

Troy won 25 of its first 30 ball games in the 2011 campaign including 10-of-11 to open Sun Belt Conference play. The race for the Sun Belt title came down to the final day of action between Troy and FIU. At the end of the day, it was the Trojans who were able to dog pile on the field following a 10-7 victory at rival South Alabama.

Tyler Ray was named the Sun Belt Conference Pitcher of the Year after compiling a 12-0 record to go along with a 2.39 ERA. Shortstop Adam Bryant was named the Sun Belt Co-Player of the Year thanks to a .337 batting average, 26 doubles, 11 home runs and 66 RBIs. Third baseman Tyler Hannah -- along with Ray and Bryant -- earned All-America distinction after posting a .370 batting average to go along with 27 doubles, two triples, seven home runs, 53 RBIs and a .477 on-base percentage.

The honors were not limited to the players as Pierce was named coach of the year for the Sun Belt Conference and the South Central Region.

Troy knocked off Oklahoma State in the opening game of the Nashville Regional behind a strong pitching performance from Ray.

2012

The Trojans finished the season strong winning five of their last six Sun Belt Conference series of the season. Troy then went on to the Sun Belt Conference Tournament and finished as the pool co-champions with Middle Tennessee (Troy lost the three-team tiebreaker to Arkansas State to advance to the title game).

Junior first baseman Logan Pierce was named to the All-Sun Belt Conference First Team after batting .341 with 18 doubles and five home runs on the season; he also put together a 20-game hit streak and posted a .444 on-base percentage.

Tyler Vaughn became the second Trojan in as many years (Logan Pierce) to be named the Louisville Slugger National Player of the Week following his breakout performances against Samford and Bethune-Cookman.

2013

Another first for head coach Bobby Pierce and company as the 2013 Trojans became the first team in Troy's Division I history to finish a season ranked in the top 25 after Collegiate Baseball tabbed the Trojans 23rd in its final poll of the season.

Behind All-Americans Danny Collins and Logan Pierce and Sun Belt Pitcher of the Year Shane McCain, Troy won a share of the Sun Belt title and earned the No. 1 seed in the Sun Belt Conference Tournament.

The Trojans dominated the second of league play as they went 12-3 with five straight series victories. Troy also held the NCAA's longest home win streak with 18 straight victories at Riddle-Pace Field; the streak ended in a wild 1-run contest in the final home game of the season.

Troy earned an at-large selection into the NCAA Tournament and advanced to the Tallahassee Regional final after defeating in-state foe Alabama twice during the Regional.

The Trojans led the NCAA with 151 doubles and ranked eighth in runs scored, ninth in slugging percentage and 10th in home runs. Troy wasn't just one dimensional as it ranked fifth in the country in strikeouts per nine innings as a pitching staff and the Trojan defense posted the eighth best fielding percentage.

Trae Santos clubbed 18 home runs in his first season with the Trojans, good for third best nationally, while Tyler Vaughn finished fourth in runs scored and was named a CoSIDA First Team Academic All-American.

2014

Troy recorded just its second losing season under head coach Bobby Pierce. The Trojans entered their opening conference series against South Alabama with a 9-7 record. In the Friday night opener, senior Tanner Hicks turned in his best outing of the season. Facing rival South Alabama, Hicks tossed a shutout striking out five batters while allowing just six hits.

Reigning Sun Belt Conference Pitcher of the Year Shane McCain turned in a solid senior campaign with an 4-4 record and a 3.38 ERA. McCain became the first pitcher in Troy history to record back-to-back 100+ strikeout seasons.

It would be freshman Marc Skinner, however, that stole the spotlight in 2014. Skinner earned Sun Belt Freshman of the Year honors with a 6-1 record with five saves to accompany a league-best 1.52 ERA. He struck out 70 batters in 65 innings on the mound. He was also named Louisville Slugger and NCBWA All-American.

Jo-El Bennett was named Louisville Slugger National Player of the Week after blasting three home runs in game four of the season-opening series against Northern Kentucky.

Designated hitter David Hall led the team with a .344 average, nine home runs and 48 RBIs. Hall was named All-Sun Belt second team along with Skinner and Garrett Pitts.

2015

Bobby Pierce closed out a 13-year stint at Troy University and coached his final season. He led the Trojans to a 30-25 record with a second place finish in the Sun Belt Conference.

On March 29, Pierce became Troy's winningest coach with a 4-1 victory over Alabama A&M, that gave him 435 wins. He went on to lead the Trojans to 15 more wins to complete his career with 450 wins.

Logan Hill and David Hall led the team offensively, while Lucas Brown and Grant Bennett were two star pitchers for the Trojans pitching staff. Hill batted .354 on the season with nine home runs and 42 RBIs, both of which were team-highs. Hall added a .340 batting average with three home runs and 30 RBIs.

Bennett and Brown accounted for half of the Trojans wins in 2015. Bennett had the most wins with a 9-4 record and a 3.12 ERA with a team-high 84 strikeouts, while Brown had a team-best 2.85 ERA and a 6-3 record with 60 strikeouts.

The Trojans had four players earn All-Sun Belt postseason honors in Hall, Hill, Bennett and Brown. Hall was named First Team All-Sun Belt DH, while Hill was named Second Team All-Sun Belt OF and Bennett and Brown were named Second Team All-Sun Belt starting pitchers.

2016

Mark Smartt began his first season as head coach of the Trojans and took the Trojans to a 32-26 record and a fourth-place Sun Belt finish. The Trojans started the season 7-0 and Smartt became the first coach in Troy's history to go 7-0 in his first season.

Strong pitching and timely hitting were the Trojans recipe for success as Lucas Brown and Grant Bennett combined for a 16-6 record, 147 strikeouts and only 47 walks in 103.2 innings pitched. Both were named All-Sun Belt with Bennett being first team and Brown second team.

Troy had a strong bullpen that set a new single-season record with 15 saves, 10 of them from Corey Childress alone. Childress and Skinner pitched a combined 85 innings in relief. Childress struck out 46 batters, while Skinner sat down 30.

Joey Denison was the main offensive production with a .322 batting average, 69 hits, 14 doubles, seven home runs and 47 RBIs (all team-highs). Denison took home All-Sun Belt Second Team honors for his performance.

2017

Mark Smartt's second year at the helm was nearly identical to his first, leading the Trojans to a 31-25 overall record and a sixth-place finish in the Sun Belt (third in the East).

Troy did not drop a series until the sixth weekend of the season; the Trojans took their conference-opening series for the first time since 2011 and started 2-0 in league play for the first time since 2006.

Impressive performances on the mound translated directly into success on the field. Andrew Crane worked 40 consecutive scoreless innings, which set a school and league record. Crane finished fourth nationally and first in the conference with a 1.47 ERA and was named Sun Belt Newcomer of the Year and First Team All-Sun Belt. Marc Skinner became the career saves and career appearances king at Troy, with 20 saves and 110 appearances, and tied the school record with 12 saves on the season. Pitchers Austin Crook (March 27) and Cory Gill (May 1) were both named Louisville Slugger National Player of the Week.

The Trojans were strong at the plate, as well, with Trevor Davis named a Sun Belt Hitter of the Week (May 1) and Brandon Lockridge earning All-Sun Belt First Team honors at the conclusion of the season. Lockridge finished second in the conference with 83 hits on the season and reached base in 32 consecutive games in the season.

Troy defeated No. 5 Auburn in the highest-ranked win since the transition to Division I. The Trojans also swept the season series with Alabama and Auburn for the first time in school history.

2018

After a few "quiet" years, Troy baseball made its ascension back into college baseball prominence with a spectacular and historical campaign in 2018. The Trojans posted a 42-21 overall record to accompany a 19-11 record in the Sun Belt that resulted in a third-place finish in the league (second in the East).

Highlighted by school record-setting seasons from Joey Denison, Matt Sanders, Brandon Lockridge and Andrew Crane, Troy used a late push to propel itself into an at-large bid into the NCAA Regionals -- a goal that was set in front of the team prior to the first practice of the season back in January.

The team quickly found its recipe for success -- a steady dose of eventual all-conference student-athletes Matt Sanders, Drew Frederic and Joey Denison.

Sanders set a new school record and was named an NCAA Statistical Champion after scoring 90 runs. The Sun Belt's top third baseman Frederic followed in the two-hole and stole more bases than anyone else in the league. Finally, Sun Belt Player of the Year and All-American Joey Denison would clean off the bases on his way to collecting a school single-season record 81 RBI which ranked third nationally.

Even if the opposition was able to slow down the immediate threat at the top, three more Trojans with .300 plus batting averages followed -- including fifth-round draft pick Brandon Lockridge and Freshman All-American Rigsby Mosley. Plus, a veteran pitching staff led by Crane and Daren Osby along with a stout defense that posted a fielding percentage that ranked in the top 50 nationally aided the powerful offense.

Troy propelled itself into the NCAA Regional conversation with a 38-win regular season, a second-place finish in the league and a top 40 RPI ranking headed into the Sun Belt Tournament. A run to the conference championship game all but solidified the Trojans' bid for an at-large berth into the tournament.

The goal was realized on May 28, when the Trojans learned they would be headed to the Athens Regional to do battle with No. 8 Georgia, No. 18 Duke and Campbell. Troy proved it belonged with a dominating, 6-0 shutout of Duke on the opening night of the tournament. Unfortunately, Troy was on the wrong end of some ill fortune in regard to weather delays and dropped back-to-back games to Georgia and Duke ending the magical run.



Brandon Lockridge won the ABCA/Rawlings Gold Glove Award in 2018

2019

Mark Smartt's fourth season as head baseball coach saw the Trojans compile a 31-29 overall record and a third-place finish in the Sun Belt East division.

Five Trojans earned All-Sun Belt honors during the 2019 season, tied with Coastal Carolina for the most in the league. Chase Smartt headlined Troy's All-Sun Belt selections as the senior catcher was named to the All-Sun Belt First Team. Drew Frederic, Cory Gill, Sadler Goodwin and Rigsby Mosley were named to the All-Sun Belt Second Team.

Troy batters had an impressive year at the plate, individually and as a team. The Trojans recorded the second-highest batting average in the Sun Belt with a .286 percentage. The Sun Belt Batting Champion Mosley led Troy with a .356 while Smartt and Frederic hit .343 and .318, respectively.

Chase Smartt and Logan Cerny became the 54th and 55th All-Americans in school history after impressive seasons. Smartt compiled a line of .343/.406/.523 with 74 hits and 21 doubles. Cerny proved to be a speedster on the bases, leading the team in triples with four. He also tacked on 12 doubles, nine home runs, and 13 stolen bases on 16 attempts.

Levi Thomas led the Trojans with 15 starts on the mound and didn't disappoint. The sophomore compiled an 8-2 record and fanned 87 batters in 80.2 innings pitched. Gill also had an impressive season on the mound, tallying a 7-3 record and 75 strikeouts in 73.0 innings of work. Lance Johnson emerged as one of Troy's most trusted relief pitchers. Johnson made a team-high 36 appearances, all in relief, and finished the year with a 2.80 ERA.

2020

It was year like no other. Mark Smartt's fifth season as head coach saw the Trojans tally a 9-8 record before the season was abruptly halted due to the COVID-19 pandemic.

Three Trojans earned Collegiate Baseball All-American Honors during

the season. Pitcher Levi Thomas earned second team honors while Caleb Barolero was tabbed a third team catcher. William Sullivan became the fifth Trojan in the last seven seasons to garner freshman All-America honors.

Thomas headlined the year for Troy with a remarkable start to the season on the mound. The junior became the sixth Trojan in program history to be selected in the top five rounds of the draft after the San Diego Padres selected Thomas in the fourth round of the 2020 MLB Draft.

The Cullman, Ala., native burst onto the national scene with an impressive 2020 season, despite making just four starts. Thomas posted a miniscule ERA of 0.39, a top-15 mark in the country in 2020, and amassed 42 strikeouts in 23.0 innings – the 10th-most nationally – while holding opposing batters to an average of .117. Thomas earned back-to-back Sun Belt Pitcher of the week honors to open the season and was also named a Collegiate Baseball National Player of the Week after beginning the year with seven consecutive strikeouts en route to fanning a career-high 14 batters in five innings on Opening Night.

Sullivan posted an impressive .396/.468/.547 slash line to go along with 12 RBIs in 2020. His .396 average was the seventh highest in the Sun Belt and was the best among league freshman this season.

Troy got out to a hot 7-0 start to the season with series victories over Northern Kentucky and Louisiana Tech. On the third weekend of the season, the Trojans gave No. 1 Florida all they could handle in Gainesville, coming up just short against the Gators despite holding late leads in both the Friday and Saturday contests.

The Trojans ranked fourth nationally with 46 doubles on the shortened year and ranked 22nd in the nation with a .305 average as a squad. Troy scored 125 runs in 17 games which were the 28th-most in the country.

2021

In Mark Smartt's sixth and final season as Troy baseball's head coach, he led the Trojans to a 27-26 record and 13-11 in Sun Belt Conference play.

Garrett Gainous was tabbed Sun Belt Freshman of the Year. In addition, he became the 60th Trojan in program history to earn All-America honors.

The Cairo, Georgia native finished the 2021 season 9-5. His nine victories were the most in the conference by any pitcher and most in the country by a freshman starter, while his 83 strikeouts led league freshmen.

Logan Cerny and Drew Frederic were selected to the All-Sun Belt Conference team. Cerny who was selected by the Philadelphia Phillies in the tenth round led the league in slugging percentage and triples while Frederic finished his career as Troy's all-time leader in hits, runs scored, doubles and games played. The Trojans led the Sun Belt, ranked 38th nationally, averaging 2.0 doubles per game, and ranked second in the league, batting at a .274 clip.

Troy won 11 of its final 16 games overall to end the regular season and finished the year by winning nine of the last 12 Sun Belt games. The Trojans would also knock off No. 20 Florida State 3-0 in the middle game of a three-game set in Tallahassee. The Trojans' two losses came by a combined three runs in the series.

2022

In his first season at the helm of the Trojans, Skylar Meade led Troy to a 32-win season and an appearance in the semifinals of the Sun Belt Conference

Tournament. The 32 wins in 2022 were the most by a Trojan team since 2019. Under the pitching expertise of Meade, the Trojans led the Sun Belt Conference in strikeouts totaling 520. In addition, they led the conference in strikeouts per nine innings at 9.5, which was the most in program history, as Meade has now been a part of a strikeout record at every program he's coached at. Meade became the fourth coach in program history to win at least 30 games in his first season.

Meade earned his first win as head coach of the Trojans on Feb. 18, 2022, in a 2-1 win over Holy Cross. More history was made when Meade led the Trojans to their first-ever sweep over Louisiana and swept Big Ten program, Indiana. The Trojans saw a nine-game win streak during the 2022 season, which was the fourth longest in the country at the time and the longest in program history since 2006.

Rigsby Mosley earned Sun Belt all-conference recognition for the first

time in his storied career as a utility player under the direction of Meade after five years having only played outfield.

2023

It didn't take Skylar Meade long to take Troy back to the postseason as the Trojans earned an at-large bid in the NCAA Tournament and a trip to the Tuscaloosa Regional. Troy finished 40-22 on the season, finished third in the nation's No. 5 rated conference, sophomore outfielder Shane Lewis set the program single-season home run record with 27 blasts and Troy made its return to the postseason for the first time since 2018. Additionally, the Trojans set a program record with 636 strikeouts while the 108 home runs rank as the third most in program history.

Troy won its first 11 games of the season, matching the 1990 team's start to the year, while the 11-game winning streak was the longest since 2006. The Trojans defeated Auburn, 8-7, in April after rallying back from a 6-run deficit in the first inning; it was Troy's first win in Auburn since 2017.

Shane Lewis was named the Sun Belt Conference Player and Newcomer of the Year, Grayson Stewart earned First Team All-Sun Belt honors and Noah Manning was selected to the league's second team.



Shane Lewis crushed a Troy-record 27 home runs in 2023

2024

The 2024 season saw the Skylar Meade lead the Troy program to new heights as the Trojans reached a No. 21 national ranking, its first since 2013. Troy finished 37-22 on the season and third in the Sun Belt Conference while sophomore catcher Brooks Bryan rewrote the Troy record books with a school-best 85 RBIs. Additionally, the Trojans were among the top offensive clubs in college baseball, setting a school record in walks (382) which ranked third nationally along with ranking in the top 15 in on-base percentage (eighth - .424), sacrifice flies (11th - 36) and runs per game (14th - 8.7).

The Trojans racked up numerous notable victories, winning nine games against NCAA Tournament teams including series victories over Indiana and No. 18 Louisiana and a sweep at No. 13 Coastal Carolina.

Troy led the Sun Belt with six players on the All-Conference Teams, its most selections since 2011. Brooks Bryan was named to the First Team along with being named a Golden Spikes Award semifinalist and Dick Howser Trophy semifinalist, while Will Butcher, Ethan Kavanagh, Kole Myers, Kyle Mock and Luke Lyon were named to the Second Team.

1986 NATIONAL CHAMPIONS

By Tom Ensey -- Troy SID (1979-97)

It was midnight. And baseball was still being played.

On May 23, 1986, in the opening round of the NCAA Division II Baseball Championship Finals, Troy State trailed Mankato State, 6-4, in the top of the ninth. The game hadn't even started until 9:15 p.m. The afternoon contest, a 14-12 Sacramento State win over Tampa, had dragged on for three hours. Then, the between-game ceremonies ran overtime, pressing everything back against this moment, this unlikely hour.

Midnight, bases loaded, one out: Troy third baseman Wendell Stephens at bat with an 0-2 count and a national championship in the balance. Forget that there was even one out. Stephens was Troy's big gun, the team home run leader, school record holder for RBI in a season and career. He was The Man. This was it.

Forget, too, that the crowd of 6,280 had dwindled to 2,000 or so. The diehards who remained shook the stadium with every pitch, yelling from their hearts. It was like one throbbing, swelling voice that offered up a roaring prayer for deliverance. Stephens had fouled off four straight pitches into that thunder. He and Mankato reliever Scott Toop were locked in a war of wills as if nothing else matter. And nothing else did matter. Not in that stadium, at midnight.

Toop checked, rocked, fired. Fastball. Stephens' bat flashed, cracked and the center fielder never turned around to watch it go. Toop sank to his knees. That ball was long gone, deep into the night, deep into the kudzu that grew thick on the steep clay bank rising behind the 380 sign in Montgomery's Paterson Field. A grand slam. Unreal.

"When I saw it go out," Stephens said later. "I thought, 'Okay, now we can win it.'"

He meant the tournament -- the national championship that had eluded four previous Trojan teams. And while the tournament was far from over, there was still that ringing home run, struck at midnight. That sudden, improbably dramatic instant in which the wish became real, frozen in time and echoing in the mind like destiny.

Today, with the gold trophy securely encased in the lobby of the Tine Davis Field House, the rest of the 1986 NCAA Division II Baseball Championship Finals seems strangely distant and anticlimactic. But there were other moments, many individual efforts combined, and many hearts fused into the force that forged a shared dream in to the reality of that trophy.

Remember Troy State's tough little lefty, Ron Warren, tired but bearing

down in the last three innings of his last college game, a 7-5 win over valiant New Haven. He protected that two-run lead with every molecule in his body. (Before the game, before Warren trotted off to the bullpen to take his warmup, a friend had said, "Little Man, I hope you have one more left in you." Warren replied, "Big Man, how many do you want?")

Remember Jody Ryan's complete game. A 9-1 win over heavy-hitting Sacramento State. Ryan got the start on a hunch by coach Chase Riddle. On a last-minute lineup change, Ryan took the ball and went out to complete his up-and-down, injury-plagued, roller coaster college career as he scattered nine hits. He teetered on the brink of disaster for nine full innings, but always found the right pitch to get out of trouble.

Remember Mike Perez and his masterful one-hit shutout of Columbus College in the championship game, which had been delayed a day by rain. The contest was finally played in a persistent, gentle drizzle on a threatening night with the faraway rumble of distant thunder.

Perez fell into a trancelike rhythm that a 26-minute rain delay in the fourth and a line drive taken to his thigh in the eighth could not undo. The Trojan batters gave him five runs, more than enough that evening. Perez threw just 80 pitches -- 54 strikes in nine innings. He retired the last 11 men in order while striking out the last two. Then, leaping into the arms of his catcher, Todd Englett, Perez thrust his redoubtable right arm high into the air in triumph.

And Riddle, with every line on his weathered face aglow, put the

championship into perspective. His baseball career had spanned five decades, beginning in 1942 when he signed his first professional contract at 17 in his hometown of Columbus, Ga.

As he stood in the midst of the celebration, Riddle cradled the trophy he had yearned for since returning to his alma mater as coach eight years before. He watched his young national champions cheering wildly.

"Just look at those kids' faces," Riddle said, his voice cracking. "That's what it's all about. That's what you do it for."



Wendell Stephens' ninth inning Grand Slam in the first game of the 1986 NCAA Division II World Series propelled Troy State to its first national title in baseball.



Front Row: Todd Englett, Jim Prewitt, Warren Arrington, Mart Smartt, Jose Torres, David Hanselman, Richard Pope. Second Row: Tim Brown, Jody Ryan, Scott Baldwin, Vince Kindred, Bobby DeJarnette, Antoine Eddington, Tom Voiland, Ron Warren, Greg Frady, Steve Ellis. Third Row: Mike Russell, Ed Nix, Bill Wolf, Mike Elmore, Jude Rinaldi, Bruce Rowland, David Bond, Chris Small, Ed Black, Wendell Stephens, Mike Perez, head coach Chase Riddle.

1987 NATIONAL CHAMPIONS

By Tom Ensej -- Troy SID (1979-97)

In 1987, Troy State won its second straight NCAA Division II Baseball Championship. The celebration of 1986 was still in full swing when the first person asked, "Can you do it again?"

Uh, well...

The tone was set early for the coming season. Comparisons between the two teams were inevitable and began before the 1987 squad even hit the field. The 1986 club left an all-but-impossible act to follow. They posted an eye-popping 46-8 record, utterly demolished good teams along the way and staged incredible, dramatic comebacks in championship play. It was as if Hollywood had scripted the season, as if some screenwriter had imagined the archetypical team of destiny and put them on the field in Troy uniforms.

The '87 team would battle the memory of '86 as surely as they would face hard-eyed opposing pitchers and batters who wanted nothing more than to knock the crown off the defending champions' heads. By the time the '87 season started, 1986 had receded into the all-forgiving past, and typically, fans recalled something more like a highlight film than reality.

And of course, the fans also expected the new edition to pick up where the legend left off, though new faces and untested players abounded.

The season started, and the wheels came off.

Troy State split its first doubleheader, split its second and lost its third. It was like watching somebody drown. Two-and-four to start the year, enduring three shutouts. This was not against championship competition, to put it kindly. The record inched over .500 as the young season progressed, but the uphill climb was anything but pretty. The Trojans hovered between mediocrity and collapse.

Chase Riddle, the silver-haired, veteran coach, had seen a lot of ups and downs over his career. He wasn't exactly cheerful during the rough going, but he counseled calm and patience.

"I told you we wouldn't play at the start of this year like we did at the end of last year," he reminded. "I still have a good gut feeling about this team...Don't give up on us...We still have a chance to be a good ball club...I don't know if we'll be a championship team, that's up to the players."

April 4 was a ridiculous day for baseball, with 20 degree temperatures and stinging winds after a freakish Alabama snowstorm. At the home of arch-rival Jacksonville State, TSU's record dipped to a chilling 12-9, 1-2 in the Gulf South Conference after losing the first game of a league doubleheader. James Wray, the ace of the staff, lasted five innings, surrendered five runs, and took the loss for an un-acely 2-3 record. After two innings of the second game, TSU trailed 8-0 and was staring down the barrel of a disgracefully early exit from league contention.

Forget about national championships and all that jazz.

It would be nice to say the wind changed directions and grew suddenly warm, or the sun broke through the frozen clouds as TSU mounted its comeback. But no omens underscored the rally. The guys finally started getting the bat on the baseball. When the game ended, TSU had banged out a 13-9 win and was still alive in the GSC race. After the game, the prevalent emotion was weak-kneed relief, the kind one would find after surviving a bad car crash.

If there was a turning point to the 1987 season, that was it. And come to think of it, the weather did warm up with TSU's hitting and pitching. After that, nature began to burst with rebirth as Trojan hopes rose. It seemed like the rest of the team's days were played on beautiful, shining spring days.

Things began to turn around, but slowly. The team teetered on the brink. It survived one close call after another. But TSU always managed to scrape by. Toward the end of the regular season, the Trojans were a good baseball team, fulfilling half of Riddle's prophecy. And like the old man said, if they make up their minds...

The record was 20-10 on Easter Sunday, after Valdosta State demolished the Trojans, 10-2. It was the last loss the team would suffer. TSU caught fire and raced through the rest of the schedule undefeated, closing with a 15-game winning streak.

Wray won his last six games in a row and began a streak of 36.2 consecutive scoreless innings, four straight shutouts, winding up a first-team All-America. Not only was Wray honored, but first baseman Jude Rinaldi ended up swinging the meanest bat in school history. During 1987, he posted a .431 batting average, with 16 home runs and 45 runs batted in in 45 games.

The team equaled all the achievements of the '86 squad, ripping through postseason play undefeated, collecting Gulf South Conference, South Central Region and national championships.

The opponents, for the most part, were stunned that they had lost to these guys. How did they continue winning, game after game? The fact of the matter is, the second-time national champions weren't as overwhelmingly talented as the great team of '86. They did not set records, they weren't as deep in pitching, didn't have the stunning speed or awesome power. They sure did not make winning look easy.

But they did not fold, either. They did not break when things looked hopeless, and they delivered when it was all on the line. They fought every step of the way. They left claw marks all the way to the top of the heap.



Front Row: John Maxwell, Ross Jinright, Lou Henry, Mark Smartt, Warren Arrington, Todd Englett, Richard Pope, Scott McMullen, Keith Baker. Second Row: Tim Brown, Tom Voiland, Tony King, James Wray, Marc Russo, Bobby DeJarnette, Bill Wold, Steve Eaton, David Wuthrich, Steve allis. Third Row: Head coach Chase Riddle, Mike Russell, Mike Elmore, Glen Willis, Rodney Brooks, Marcus Pilkinton, Chris Small, Ed Black, Jude Rinaldi, Wendell Stephens, Ed Nix.

TROY TROJANS BASEBALL HALL OF FAME

CLASS OF 1992

Name	Pos.	Years
Danny Cox	P	1980-81
Pedro LaTorre	2B	1981-82
Tom McCall	3B	1961-62
Chase Riddle	Coach	1978-90
Wendell Stephens	3B	1985-86
Jack Tinkler	SS	1977-80
Ron Warren	P	1985-86

CLASS OF 1993

Name	Pos.	Years
Dave Banks	1B	1982-85
Kevin McDaniel	SS	1980-81
Mike Perez	P	1986
Ray Stephens	C	1984-85
James Wray	P	1987-88
Mike Russell	Coach	1981-87
Jude Rinaldi	1B	1986-87

CLASS OF 1994

Name	Pos.	Years
Rich Bouchillon	C	1980-81
Vince Kindred	OF	1985-86
Ed Nix	2B	1984-85
Tony Kirkland	SS	1981-82

CLASS OF 1995

Name	Pos.	Years
Warren Arrington	OF	1986-87
Stan McCauley	3B	1978-79
John McGarity		Supporter

CLASS OF 1996

Name	Pos.	Years
Donnie Elsberry	P	1976-79
Brian Pinnell	2B	1983-84
Bill Dunn		Supporter

CLASS OF 1999

Name	Pos.	Years
Rob Batchler	P	1993-94
Keith Bragg	OF	1982-83
Steve Charles	P	1993
Ron Pierce	P	1976-77
Buck Watford	SS	1984-85
Helton L. Fowler		Supporter

CLASS OF 2000

Name	Pos.	Years
Dean Cordova	P	1996-97
Jason Fawcett	P	1994-97
Andy Giannini	P	1979-80
Chuck Stanhope	P	1984-85
Homer Anderson		Supporter

CLASS OF 2002

Name	Pos.	Years
Mike Rivera	C	1996
Mark Smartt	2B	1986-87
Ward Thigpen	P	1989-90

CLASS OF 2003

Name	Pos.	Years
Scott Ates	OF	1989-90
Dirk Williams	SS	1988-89
Joe Dotson		Supporter

CLASS OF 2004

Name	Pos.	Years
Tom Gregorio	C	1996-99
Mike Elmore	OF	1984-87
E.C. Oswald		Supporter

CLASS OF 2005

Name	Pos.	Years
Joel Smith	C	1990-91
Ralph Black	Radio	1976-2002
Robert Earl Stewart	AD	1974-91

CLASS OF 2006

Name	Pos.	Years
"Buster" Bergstrom	C	1978-79
Frank Tully Herlong		Supporter

CLASS OF 2007

Name	Pos.	Years
John Mayotte	Coach	1991-2002
Casey Smith	3B	2000-01
Kevan Burns	OF	1999
Jerry Lott		Supporter

CLASS OF 2009

Name	Pos.	Years
Danny Breeden	C	1961-63
Wade Miller	C	2001-04
Shannon Collins		Supporter
Terry Collins		Supporter

CLASS OF 2011

Name	Pos.	Years
Kenny Krey	SS	1996-98
Rick Knotts	P	1981-84
Dr. Jack Carroll		Supporter

CLASS OF 2013

Name	Pos.	Years
Eric Wikstrom	P	2001-04
Nate Moore	P	2004
Adam Godwin	OF	2004-05
Jerry Miller		Radio/Supporter

CLASS OF 2015

Name	Pos.	Years
Bobby Pierce	Coach	2003-15
Betty Riddle		Supporter

CLASS OF 2019

Name	Pos.	Years
Keith Black	IF	1988-91
Bryan Kelly	OF	1995-97
Henry Gutierrez	C	2004-05
Mark Dunning		Supporter



The 2019 Troy Hall of Fame class is comprised of Henry Gutierrez (C, 2004-05), Bryan Kelly (OF, 1995-97), Keith Black (IF, 1988-91) and Mark Dunning (supporter)


62 ALL-AMERICANS



Stan McCauley
3B • 1979
3rd Team



Rich Bouchillon
C • 1980
1st Team



Andy Giannini
P • 1980
3rd Team



John Brower
DH • 1981
3rd Team



Danny Cox
P • 1981
1st Team



Kevin McDaniel
SS • 1981
1st Team



Pedro LaTorre
2B • 1982
1st Team



Tony Kirkland
SS • 1982
2nd Team



Keith Bragg
OF • 1983
3rd Team



Brian Pinnell
2B • 1983, 84
2nd, 2nd Team



Chuck Stanhope
P • 1985
3rd Team



Ray Stephens
C • 1985
1st Team



Wendell Stephens
DH • 1985
3rd Team




Mike Perez
P • 1986
1st Team



Vince Kindred
OF • 1986
1st Team



Warren Arrington
OF • 1986
3rd Team



James Wray
P • 1987, 88
1st, 3rd Team



Jude Rinaldi
1B • 1987
1st Team



Dirk Williams
SS • 1988, 89
3rd, 2nd Team



Ward Thigpen
P • 1990
1st Team



Joel Smith
C • 1990
3rd Team



Chip Hummel
INF • 1993
3rd Team



Steve Charles
P • 1993
1st Team



Wade Miller
DH • 2001
Freshman



Nate Moore
P • 2004
1st Team




Adam Godwin
OF • 2005
2nd Team



Brent Adcock
P • 2005
3rd Team



Tom King
SS • 2006
1st Team




Mike Felix
P/OF • 2006
3rd Team



Clint Robinson
OF • 2007
2nd Team



Bryan Miller
OF • 2008
2nd Team



Adam Bryant
SS • 2010, 11
1st, 3rd Team



Tyler Hannah
3B • 2011
1st Team



Tyler Ray
P • 2011
2nd Team




Danny Collins
OF • 2013
1st Team



Logan Pierce
3B • 2013
3rd Team



Marc Skinner
P • 2014
Freshman



Reid Long
OF • 2015
Freshman



Joey Denison
OF • 2018
2nd Team



Rigsby Mosley
OF • 2018
Freshman



Matt Sanders
SS • 2018
3rd Team



Chase Smartt
C • 2019
3rd Team



Logan Cerny
OF • 2019
Freshman



Levi Thomas
P • 2020
2nd Team



Caleb Bartolero
C • 2020
3rd Team



William Sullivan
1B • 2020
Freshman



Garrett Gainous
P • 2021
Freshman



Shane Lewis
OF • 2023
Third Team

ACADEMIC ALL-AMERICANS



Marcus Holland
1990 - 2nd Team



Ross Jinright
1990 - 1st Team




Jody Singleton
1990 - 1st Team
1991 - 1st Team




Dave Banks
1984 - 3rd Team
1985 - 1st Team



Kevin Weidlich
2007 - 1st Team




Tyler Vaughn
2013 - 1st Team
2014 - 2nd Team



William Sullivan
2023 - 3rd Team


ALL-ATLANTIC SUN




Jason Borghese
OF • 1998
1st Team



Tom Gregorio
C • 1998-99
1st, 2nd Team




Jorge Soto
DH/1B • 1998-99
1st, 2nd Team



Casey Smith
3B • 2000
2nd Team



Kevan Burns
OF • 1999
2nd Team



Todd Lancaster
2B • 2000
2nd Team




Jason Bernard
P • 2001
2nd Team




Wade Miller
DH • 2001, 2002
Freshman, 1st Team



Lance Newman
C • 2002
2nd Team



Drew Miller
1B • 2002
2nd Team



Eric Wikstrom
P • 2002
1st Team




Trent Cox
SS • 2003
All-Freshman



Adam Godwin
OF • 2004, 2005
2nd, 1st Team



Nate Moore
P • 2004
1st Team



Brent Adcock
P • 2005
1st Team



Nick Smith
DH • 2005
1st Team



Henry Gutierrez
C • 2005
1st Team



Landon Brazell
P • 2005
2nd Team



Tony Falls
P • 2005
2nd Team



Steven Morelock
P • 2005
All-Freshman



Pete Van Horn
P • 2005
All-Freshman




The 2005 Trojans took home most of the hardware from the A-Sun Conference banquet. From left to right: Brent Adcock, Steven Morelock, Landon Brazell, Tony Falls, Nick Smith, Pete Van Horn, Henry Gutierrez, Adam Godwin and head coach Bobby Pierce.

ALL-SUN BELT



Josh Dew
Utility • 2006
1st Team



Mike Felix
P/OF • 2006
2nd / 1st Team



Jared Keel
3B • 2006
2nd Team



Tom King
SS • 2006
1st Team



Edgar Ramirez
2B • 2006
2nd Team



Clint Robinson
1B • 2006
2nd Team



Josh Dew
P • 2007
1st Team



Clint Robinson
1B • 2007
1st Team



Beau Brooks
C • 2008
2nd Team



Bryan Miller
OF • 2008
1st Team



Michael Precise
UTL • 2008
2nd Team



Josh Storm
RP • 2008
1st Team



Ryan Dithardt
1B • 2009
2nd Team



Michael Precise
UTL • 2009
1st Team



Chris Sorce
RP • 2009
2nd Team



Adam Bryant
SS • 2010
1st Team




Steven Felix
OF • 2010
2nd Team



Chase Whitley
UTL/RP/DH • 2010
1st/2nd/2nd



Adam Bryant
SS • 2011
1st Team



Tyler Hannah
3B • 2011
1st Team




Nate Hill
RP • 2011
2nd Team



Tyler Ray
SP • 2011
1st Team




T.J. Rivera
2B • 2011
2nd Team



Tyson Workman
UTL • 2011
1st Team



Logan Pierce
1B • 2012
1st Team



Danny Collins
OF • 2013
1st Team



Shane McCain
P • 2013
1st Team




Logan Pierce
3B • 2013
1st Team



Trae Santos
1B • 2013
2nd Team



Tyler Vaughn
SS • 2013
1st Team



David Hall
DH • 2014
2nd Team



Garrett Pitts
2B • 2014
2nd Team



Marc Skinner
RP • 2014
2nd Team




David Hall
DH • 2015
1st Team



Grant Bennett
SP • 2015
2nd Team



Lucas Brown
SP • 2015
2nd Team



Logan Hill
OF • 2015
2nd Team



Grant Bennett
SP • 2016
1st Team



Lucas Brown
SP • 2016
2nd Team



Joey Denison
OF • 2016
2nd Team



Andrew Crane
SP • 2017
1st Team



Brandon Lockridge
2B • 2017
1st Team

ALL-SUN BELT



Joey Denison
OF • 2018
1st Team



Drew Frederic
3B • 2018
1st Team



Andrew Crane
SP • 2018
2nd Team



Matt Sanders
2B • 2018
2nd Team



Rigsby Mosley
OF • 2018
2nd Team



Chase Smartt
C • 2019
1st Team



Drew Frederic
SS • 2019
2nd Team



Cory Gill
P • 2019
2nd Team



Sadler Goodwin
1B • 2019
2nd Team



Rigsby Mosley
OF • 2019
2nd Team



Drew Frederic
SS • 2021
1st Team



Logan Cerny
CF • 2021
1st Team



Rigsby Mosley
UTL • 2022
2nd Team



Caleb Bartolero
3B • 2023
1st Team



Shane Lewis
OF • 2023
1st Team




Noah Manning
SS • 2023
2nd Team




Grayson Stewart
P • 2023
1st Team



Brooks Bryan
C • 2024
1st Team



Will Butcher
1B • 2024
2nd Team



Ethan Kavanagh
2B • 2024
2nd Team



Luke Lyon
P • 2024
2nd Team



Kyle Mock
DH • 2024
2nd Team



Kole Myers
OF • 2024
2nd Team

**Sun Belt did not award All-Conference teams in 2020 due to COVID-19 pandemic*

ALL-GULF SOUTH CONFERENCE

1971	Danny Martin, P
1973	Don Walton, 2B
1974	Jeff Vardo, Utility
1976	Ron Pierce, P
1977	Rany Rand, 3B Ron Pierce, P
1978	Geroge Bergstrom, C Kenny Gilmore, 2B Rick Harrison, P Randy Rand, 3B
1979	George Bergstrom, C Andy Giannini, P Stan McCauley, 3B Jack Tinkler, Utility
1980	Rich Bouchillon, Utility Andy Giannini, P Pat Malinski, P Jack Tinkler, Utility
1981	Mike Austin, OF Rich Bouchillon, Utility John Brower, DH Danny Cox, P Pedro LeTorre, 2B Steve Lowery, P Kevin McDaniel, SS
1982	Wes Britt, P Tony Kirkland, SS Pedro LeTorre, 2B
1983	Keith Bragg, OF Jerry Briggs, DH
1984	Brian Pinnell, 2B Ray Stephens, C
1985	Dave Banks, DH Chuck Stanhope, P Ray Stephens, C
1986	Warren Arrington, OF Vince Kindred, OF Mike Perez, P Wendell Stephens, DH Ron Warren, P
1987	Warren Arrington, OF Jude Rinaldi, 1B James Wray, P
1988	James Wray, P
1989	Brian Dunn, C Dirk Williams, SS
1990	Scott Ates, OF Keith Black, 2B Stoney Melton, P Joel Smith, C
1991	Ward Thigpen, P Keith Black, 2B Andy Dolson, P Ed Smith, DH Joel Smith, C

**GSC Championships
1980, 1981, 1982,
1986, 1987**

ALL-EAST COAST CONFERENCE

1994	Rob Batchler, P Daryl George, OF Curtis Green, C
------	--

ALL-MID-CONTINENT CONFERENCE

1995	Pete Bezeredi, 3B Steve Duncan, 1B Jason Fawcett, P Brian Kelly, OF Second Team Tony Brown, 2B Jeff Javinett, SS Justin Ludington, P Alex Rosa, C
1996	Pete Bezeredi, 3B Fred Case, DH Dean Cordova, P Rhodney Donaldson, OF Jason Fawcett, P Reggie Hightower, OF Travis Quesada, 2B Michael Rivera, C Second Team Steve Duncan, 1B Duane Eason, P Dean Cordova, P Jason Fawcett, P Bryan Kelly, OF Kenny Krey, SS Jorge Soto, DH Second Team Rhodney Donaldson, OF Dan Eide, 3B Tom Gregorio, C Shawn Pyles, P
1997	

MID-CONTINENT ALL-TOURNAMENT

1995	Jason Fawcett, P (MVP) Reggie Hightower, OF Alex Rosa, C Arnold Settles, OF
1996	Peter Bezeredi, 3B Chad Dube, OF
1997	Rhodney Donaldson, OF Dan Eide, 3B Bryan Kelly, OF (MVP) Kenny Krey, SS Chris Langford, P Jorge Soto, 1B

**ECC/MCC CHAMPIONSHIPS
1994 (ECC), 1995 (MCC),
1997 (MCC)**

ATLANTIC SUN ALL-TOURNAMENT

1998	Fred Case, INF Ricky Rowe, OF Jorge Soto, DH Trey Wright, P
1999	Tom Gregorio, C Todd Lancaster, INF Trey Wright, P
2004	Nate Moore, P Adam Godwin, OF Henry Gutierrez, C

**A-SUN CHAMPIONSHIPS
1998, 2005**

SUN BELT ALL-TOURNAMENT

2006	Josh Dew, P Clint Robinson, 1B Blake Green (MVP)
2009	Charley Williams, OF
2010	Adam Bryant, SS Ryan Ditthardt, 1B Chase Whitley, P
2011	Adam Bryant, SS Tyler Hannah, 3B
2012	Danny Collins, 3B Tyler Ray, P Nate Hill, P
2013	Logan Pierce, 3B
2014	David Hall, DH
2018	Brandon Lockridge, OF Matt Sanders, SS Andrew Crane, SP Daren Osby, SP
2019	Drew Frederic, SS Lance Johnson, P
2023	Tremayne Cobb, Jr., SS

**SUN BELT CHAMPIONSHIPS
2006, 2011, 2013**

2023 SUN BELT PLAYER / NEWCOMER OF THE YEAR - SHANE LEWIS



SHANE LEWIS 2023-PRESENT

LEWIS' CAREER HONORS

- American Baseball Coaches Association All-Southeast Regional First Team (2023)
- ABCA/Rawlings All-America Third Team (2023)
- Sun Belt Player of the Year (2023)
- Sun Belt Newcomer of the Year (2023)
- All-Sun Belt First Team (2023)
- Dick Howser Trophy Semifinalist (2023)
- Sun Belt Player of the Week (Week 3 & 10) (2023)
- Led the Trojans in slugging percentage (.705), on-base percentage (.436), runs scored (62), RBIs (77), homers (27), total bases (153), walks (45)
- Set Troy's single-season home run record (27)

LEWIS YEAR-BY-YEAR

Year	Avg	GP-GS	AB	R	H	2B	3B	HR	RBI	SLG%	BB	HBP	SO	OB%	SB
2023	.286	62-62	217	62	62	6	2	27	77	.705	45	15	82	.436	4
2024	.176	32-26	91	28	16	4	1	5	13	.407	18	10	44	.367	3
TOTAL	.253	94-88	308	90	78	10	3	32	90	.617	63	25	126	.415	7

2021 SUN BELT FRESHMAN OF THE YEAR - GARRETT GAINOUS



GARRETT GAINOUS 2021-PRESENT


GAINOUS' CAREER HONORS

- 2019 Perfect Game Preseason Underclassman All American team
- 2019 GHSA 4A Region Player of the year
- 2019 Georgia Top 20 Junior
- 2021 Collegiate Baseball Freshman All - American team
- 2021 Sun Belt Freshman of the year
- 2022 Perfect Game Sun Belt All- Conference team selection
- Nine victories were the most in the country by a freshman starter, while his 83 strikeouts led league freshmen and ranked seventh overall in the conference. In addition, the Cairo, Ga., native sat down 29 batters looking, the second-most in the Sun Belt.
- Logged a shutout streak of 16.1 innings last season, the longest by a Trojan since Levi Thomas in 2020.

GAINOUS YEAR-BY-YEAR

Year	ERA	W	L	App	GS	CG	SHO	CBO	SV	IP	H	R	ER	BB	SO
2021	4.66	9	5	15	15	0	0	0	0	83.0	77	49	43	36	83
2022	3.98	5	4	12	12	0	0	0	0	57.1	54	25	19	25	69
2024	5.40	2	4	14	14	0	0	0	0	48.1	52	34	29	25	57
TOTAL	4.34	16	3	41	41	0	0	0	0	188.2	183	108	91	86	209

2018 SUN BELT PLAYER OF THE YEAR - JOEY DENISON



JOEY DENISON 2016-2018

DENISON'S CAREER HONORS

- 2016 Second Team All-Sun Belt
- 2018 Sun Belt Player of the Year
- 2018 First Team All-Sun Belt
- 2018 ABCA/Rawlings Second Team All-American
- 2018 Perfect Game Second Team All-American
- 2018 Collegiate Baseball Second Team All-American
- 2018 ABCA/Rawlings First Team All-South Central Region
- 2018 NCAA Athens Regional All-Tournament
- Set a new school single-season record with 81 RBI in 2018, finishing third nationally (three RBI shy of the national lead)
- In 2018, posted a .393 batting average, 10th-best nationally; and 97 hits, which were the seventh-most in the country and fourth-most by any player in school history

DENISON YEAR-BY-YEAR

Year	Avg	GP-GS	AB	R	H	2B	3B	HR	RBI	SLG%	BB	HBP	SO	OB% SB
2016	.322	57-55	214	42	69	14	1	7	37	.495	16	14	37	.398 7
2017	.232	17-15	56	6	13	3	0	0	9	.286	7	2	11	.328 0
2018	.393	63-63	247	64	97	25	3	6	81	.591	29	11	31	.461 21
TOTAL	.346	137-133	517	112	179	42	4	13	127	.518	52	27	79	.421 28

2018 SUN BELT FRESHMAN OF THE YEAR - RIGSBY MOSLEY



RIGSBY MOSLEY 2018-PRESENT

MOSLEY'S CAREER HONORS

- 2018 Sun Belt Conference Freshman of the Year
- 2018 Second Team All-Sun Belt
- 2018 Collegiate Baseball Freshman All-American
- 2018 ABCA Freshman All-American
- 2018 NCBWA Freshman All-American
- Led all conference freshmen with a .322 batting average in 2018
- Five triples place him in a tie for sixth on the school's single-season record list
- 2019 Preseason All-Sun Belt Team
- 2019 All-Sun Belt Second Team
- 2019 Sun Belt Batting Champion
- 2020 Preseason All-Sun Belt Team
- 2021 Perfect Game Preseason All-Sun Belt Team
- 2021 Preseason All-Sun Belt Team

MOSLEY YEAR-BY-YEAR

Year	Avg	GP-GS	AB	R	H	2B	3B	HR	RBI	SLG%	BB	HBP	SO	OB% SB
2018	.322	57-52	202	37	65	12	5	5	51	.505	25	2	28	.390 8
2019	.356	55-55	222	51	79	19	2	7	34	.554	29	3	27	.430 8
2020	.351	17-17	74	20	26	7	1	2	13	.554	7	4	13	.435 4
TOTAL	.341	129-124	498	108	170	38	8	14	98	.534	61	9	68	.415 20

2017 SUN BELT NEWCOMER OF THE YEAR - ANDREW CRANE

ANDREW CRANE 2017-2018



CRANE'S CAREER HONORS

- 2017 Sun Belt Conference Newcomer of the Year
- 2017 First Team All-Sun Belt
- 2017 Second Team ABCA All-South Central Region
- 2018 Sun Belt Preseason Pitcher of the Year
- 2018 Second Team All-Sun Belt
- Sun Belt career ERA leader (2.25 ERA)
- Set a new school and league record with 40 consecutive scoreless innings pitched
- Led the Sun Belt and ranked fourth nationally with a 1.47 ERA in 2017, the fifth best mark in Troy history

CRANE YEAR-BY-YEAR

Year	ERA	W	L	App	GS	CG	SHO	CBO	SV	IP	H	R	ER	BB	SO
2017	1.47	6	2	16	8	0	0	3	0	61.1	43	13	10	16	60
2018	2.74	7	4	16	16	1	0	2	0	98.2	87	34	30	34	87
TOTAL	2.25	13	6	32	24	1	0	5	0	160.0	130	47	40	50	147

2014 SUN BELT FRESHMAN OF THE YEAR - MARC SKINNER

MARC SKINNER 2014-2017

SKINNER'S CAREER HONORS

- 2014 Sun Belt Conference Freshman of the Year
- 2014 Second Team All-Sun Belt
- 2014 Louisville Slugger All-American
- 2014 NCBWA Freshman All-American
- Led Sun Belt Conference with 1.52 ERA, sixth-best mark in Troy history
- Troy's all-time saves (20) and appearances (110) leader - tied for most saves in a single season with 12 in 2017.
- 110 career appearances are tied for the most in Sun Belt history

SKINNER YEAR-BY-YEAR

Year	ERA	W	L	App	GS	CG	SHO	CBO	SV	IP	H	R	ER	BB	SO
2014	1.52	6	1	31	0	0	0	1	5	65.0	58	17	11	16	70
2015	4.46	2	3	24	0	0	0	2	2	38.1	39	28	19	19	21
2016	3.50	1	3	27	0	0	0	3	1	36.0	35	19	14	13	30
2017	2.75	4	6	28	0	0	0	2	12	39.1	36	14	12	12	45
TOTAL	2.82	13	13	110	0	0	0	8	20	178.2	168	78	56	57	166



2013 SUN BELT PITCHER OF THE YEAR - SHANE MCCAIN

SHANE MCCAIN 2010-2014

MCCAIN'S CAREER HONORS

- 2013 Sun Belt Conference Pitcher of the Year
- 2013 All-Sun Belt Conference First Team
- Ranked 23rd in the NCAA in 2013 with 105 strikeouts and a 5.83 strikeout to walk ratio in 2013
- Ranked 38th in the NCAA in 2013 averaging 9.61 strikeouts per nine innings

MCCAIN YEAR-BY-YEAR

Year	ERA	W	L	App	GS	CG	SHO	CBO	SV	IP	H	R	ER	BB	SO
2010	6.33	2	1	6	5	0	0	0	0	21.1	20	16	15	10	14
2011	4.30	2	2	15	6	0	0	0	1	52.1	51	28	25	10	53
2013	3.48	9	1	16	16	3	1	0	0	98.1	84	39	38	18	105
2014	3.38	4	4	15	15	0	0	0	0	101.1	82	44	38	40	101
TOTAL	3.82	17	8	52	42	3	1	0	1	273.1	237	127	116	78	273



2011 SUN BELT PLAYER OF THE YEAR - ADAM BRYANT

ADAM BRYANT 2008-11

BRYANT'S CAREER HONORS

- 2010 Ping!Baseball All-America First Team
- 2010 NCBWA All-America Second Team
- 2010 Collegiate Baseball All-America Third Team
- 2010 All-Sun Belt Conference First Team
- 2011 Sun Belt Conference Player of the Year
- 2011 ABCA / Rawlings All-America Third Team
- 2011 Brooks Wallace Award (top NCAA shortstop) finalist
- 2011 All-Sun Belt Conference First Team
- Troy career record holder in games played, at-bats, runs scored, hits, triples and total bases; ranks second in doubles and RBIs and is third in home runs
- Troy single-season record holder with total bases with 186 in 2010

BRYANT YEAR-BY-YEAR

Year	Avg	GP-GS	AB	R	H	2B	3B	HR	RBI	SLG%	BB	HBP	SO	OB% SB
2008	.310	55-47	184	35	57	10	3	3	24	.446	16	6	29	.380 2
2009	.312	38-33	125	16	39	3	0	4	32	.432	11	0	21	.362 0
2010	.356	61-59	250	70	89	16	6	23	65	.744	26	9	38	.431 4
2011	.337	62-62	270	63	91	26	2	11	66	.570	26	5	25	.401 8
TOTAL	.333	216-201	829	184	276	55	11	41	187	.574	79	20	113	.400 14



2009 SUN BELT FRESHMAN OF THE YEAR • 2011 SUN BELT PITCHER OF THE YEAR - TYLER RAY



TYLER RAY
2009-12

RAY'S CAREER HONORS

- 2009 Sun Belt Conference Freshman of the Year
- 2011 Sun Belt Conference Pitcher of the Year
- 2011 Louisville Slugger All-America Second Team
- 2011 ABCA / Rawlings All-America Third Team
- 2011 All-Sun Belt Conference First Team
- 2012 Louisville Slugger Preseason All-America Second Team
- 2012 NCBWA Preseason All-America First Team
- Troy career record holder in games started and innings pitched; ranks second in wins and strikeouts
- Troy single-season record holder in winning percentage for his 12-0 record in 2011

RAY YEAR-BY-YEAR

Year	ERA	W	L	App	GS	CG	SHO	CBO	SV	IP	H	R	ER	BB	SO
2009	4.60	7	3	14	14	0	0	0	0	88.0	104	52	45	20	62
2010	5.34	8	4	17	16	0	0	1	0	92.2	114	61	55	20	53
2011	2.39	12	0	16	16	3	1	2	0	116.2	103	35	31	16	69
2012	5.16	5	5	15	15	3	0	1	0	103.0	117	64	59	24	75
TOTAL	4.27	32	12	62	61	6	1	4	0	400.1	438	212	190	80	259

2007 SUN BELT PITCHER OF THE YEAR - JOSH DEW

JOSH DEW
2006-07

DEW'S CAREER HONORS

- 2007 Sun Belt Conference Pitcher of the Year
- 2007 NCAA leader in strikeouts per nine innings; 13.4
- 2007 All-Sun Belt Conference First Team
- 2006 All-Sun Belt Conference First Team (Utility)
- Second in Troy history with 17 career saves and with 10 saves in 2007

DEW YEAR-BY-YEAR

Year	ERA	W	L	App	GS	CG	SHO	CBO	SV	IP	H	R	ER	BB	SO
2006	2.98	5	1	24	0	0	0	0	7	48.1	39	19	16	21	63
2007	2.48	7	2	27	0	0	0	0	10	65.1	49	19	18	27	97
TOTAL	2.69	12	3	51	0	0	0	0	17	113.2	88	38	34	48	160

Year	Avg	GP-GS	AB	R	H	2B	3B	HR	RBI	SLG%	BB	HBP	SO	OB%	SB
2006	.317	56-55	208	65	66	12	1	17	67	.630	38	9	53	.436	0
2007	.325	54-54	206	42	67	12	0	8	31	.500	39	4	55	.440	0
TOTAL	.321	110-109	414	107	133	24	1	25	98	.565	77	13	108	.438	0



2006 SUN BELT NEWCOMER OF THE YEAR - TOM KING

TOM KING 2006

KING'S CAREER HONORS

- 2006 Sun Belt Conference Newcomer of the Year
- 2006 College Baseball Foundation All-America First Team
- 2006 All-Sun Belt Conference First Team
- 2006 NCAA leader in doubles and hits
- Troy single-season record holder in games played, at-bats, runs scored, hits, doubles and RBIs

KING YEAR-BY-YEAR

Year	Avg	GP-GS	AB	R	H	2B	3B	HR	RBI	SLG%	BB	HBP	SO	OB%	SB
2006	.411	63-63	285	75	117	35	1	8	73	.625	27	10	28	.475	3
TOTAL	.411	63-63	285	75	117	35	1	8	73	.625	27	10	28	.475	3



2005 ATLANTIC SUN PITCHER OF THE YEAR - BRENT ADCOCK



BRENT ADCOCK 2004-05

ADCOCK'S CAREER HONORS

- 2005 Atlantic Sun Conference Pitcher of the Year
- 2005 NCBWA All-America Third Team
- 2005 All-Atlantic Sun Conference First Team

ADCOCK YEAR-BY-YEAR

Year	ERA	W	L	App	GS	CG	SHO	CBO	SV	IP	H	R	ER	BB	SO
2004	5.47	3	2	19	12	0	0	1	0	52.2	66	36	32	18	44
2005	3.45	11	3	17	16	5	0	0	0	117.1	109	65	45	30	104
TOTAL	4.08	14	5	36	28	5	0	1	0	170.0	175	101	77	48	148

2005 ATLANTIC SUN PLAYER OF THE YEAR - ADAM GODWIN



ADAM GODWIN

2004-05

GODWIN'S CAREER HONORS

- 2005 Atlantic Sun Conference Player of the Year
- 2005 Second team All-American
- 2005 NCAA leader in stolen bases
- 2005 All-Atlantic Sun Conference First Team
- 2004 All-Atlantic Sun Conference Second Team
- Troy and Atlantic Sun Conference career record holder in stolen bases
- Troy single-season record holder in stolen bases and singles in 2005

GODWIN YEAR-BY-YEAR

Year	Avg	GP-GS	AB	R	H	2B	3B	HR	RBI	SLG%	BB	HBP	SO	OB%	SB
2004	.384	54-46	177	38	68	5	0	1	20	.429	12	1	21	.422	28
2005	.367	58-57	245	65	90	6	4	5	44	.486	19	4	33	.419	84
TOTAL	.374	112-103	422	103	158	11	4	6	64	.462	31	5	54	.420	112

1997 MID-CONTINENT PITCHER OF THE YEAR - JASON FAWCETT

JASON FAWCETT


1994-97

FAWCETT'S CAREER HONORS

- 1997 Mid-Continent Conference Pitcher of the Year
- 1995 All-Mid-Continent Conference First Team
- 1996 All-Mid-Continent Conference First Team
- 1997 All-Mid-Continent Conference First Team
- Troy career record holder in wins and ranks second in games started
- Troy single-season record holder with 141 strikeouts in 1997

FAWCETT YEAR-BY-YEAR

Year	ERA	W	L	App	GS	CG	SV	IP	H	R	ER	BB	SO
1994	4.89	7	2	12	9	2	1	70.0	73	45	38	23	74
1995	4.71	6	9	19	17	7	0	109.0	114	79	57	37	112
1996	3.22	10	2	16	14	4	1	92.1	78	44	33	34	98
1997	3.61	11	3	17	15	5	0	123.1	96	55	45	49	141
TOTAL	3.95	34	16	64	55	18	2	394.2	361	233	173	143	425



1997 MID-CONTINENT PLAYER OF THE YEAR - BRYAN KELLY

BRYAN KELLY


1995-97

KELLY'S CAREER HONORS

- 1997 Mid-Continent Conference Player of the Year
- 1995 All-Mid-Continent Conference First Team
- 1997 All-Mid-Continent Conference First Team

KELLY YEAR-BY-YEAR

Year	Avg	GP	AB	R	H	2B	3B	HR	RBI	BB	SO	SB
1995	.326	51	190	37	62	12	0	6	32	23	33	5
1997	.361	60	233	55	84	13	4	13	69	31	31	1
TOTAL	.345	111	423	92	146	25	4	19	101	54	64	6



1996 MID-CONTINENT PITCHER OF THE YEAR - DEAN CORDOVA

DEAN CORDOVA

1996-97

CORDOVA'S CAREER HONORS


- 1996 Mid-Continent Conference Pitcher of the Year
- 1996 Mid-Continent Conference First Team
- Two-time Mizuno National Player of the Week (1996)
- 1997 Mid-Continent Conference First Team
- Only pitcher in Troy history with two no-hitters

CORDOVA YEAR-BY-YEAR

Year	ERA	W	L	App	GS	CG	SV	IP	H	R	ER	BB	SO
1996	3.40	12	1	12	12	6	0	95.1	75	46	36	35	77
1997	4.19	8	6	17	-	-	0	103.0	114	56	48	45	73
TOTAL	3.81	20	7	29	-	-	0	198.1	189	102	84	80	150



1996 MID-CONTINENT PLAYER OF THE YEAR - REGGIE HIGHTOWER



REGGIE HIGHTOWER **1994-96**

HIGHTOWER'S CAREER HONORS

- 1996 Mid-Continent Conference Player of the Year
- 1996 Mid-Continent Conference First Team

HIGHTOWER YEAR-BY-YEAR

Year	Avg	GP	AB	R	H	2B	3B	HR	RBI	BB	HBP	SO	SB
*1994	.231	11	13	2	3	0	1	0	9	4	0	4	0
1995	.283	43	166	39	47	12	2	6	28	18	3	43	9
1996	.391	54	207	56	81	16	3	13	62	21	13	50	9
TOTAL	.339	108	386	97	131	28	6	19	99	43	16	97	18

* At Auburn

1996 MID-CONTINENT NEWCOMER OF THE YEAR - MIKE RIVERA


MIKE RIVERA **1996**

RIVERA'S CAREER HONORS

- 1996 Mid-Continent Conference Newcomer of the Year
- 1996 All-Mid-Continent Conference First Team

RIVERA YEAR-BY-YEAR

Year	Avg	GP	AB	R	H	2B	3B	HR	RBI	BB	HBP	SO	SB
1996	.376	54	205	48	77	12	0	21	63	17	2	29	11
TOTAL	.376	54	205	48	77	12	0	21	63	17	2	29	11



1994 EAST COAST PITCHER OF THE YEAR - ROB BATCHLER

ROB BATCHLER


1993-94

BATCHLER'S CAREER HONORS

- 1994 East Coast Conference Pitcher of the Year
- 1994 All-East Coast Conference First Team

BATCHLER YEAR-BY-YEAR

Year	ERA	W	L	App	GS	CG	SV	IP	H	R	ER	BB	SO
1993	4.10	11	4	21	17	7	1	131.2	148	72	60	34	84
1994	3.73	11	3	17	16	5	0	120.2	132	57	50	33	66
Total	3.92	22	7	38	33	12	1	252.1	280	129	110	77	150



SINGLE-SEASON RECORDS

HITTING RECORDS

GAMES PLAYED

1.	63	Joey Denison	2018
	63	Drew Frederic	2018
	63	Brandon Lockridge	2018
	63	Matt Sanders	2018
	63	Tom King	2006
6.	62	Ethan Kavanagh	2023
	62	Caleb Bartolero	2023
	62	Shane Lewis	2023
	62	Logan Pierce	2013
	62	Trae Santos	2013
	62	Danny Collins	2013
	62	Tyler Vaughn	2013
	62	Tyler Hannah	2011
	62	Adam Bryant	2011
	62	T.J. Rivera	2011
	62	Logan Pierce	2011

BATTING AVERAGE

1.	.431	Jude Rinaldi	1987
2.	.427	Vince Kindred	1986
3.	.416	Bobby Boswell	1972
4.	.411	Tom King	2006
5.	.410	Dirk Williams	1989
6.	.405	Mark Smartt	1986
7.	.404	Keith Bragg	1983
	.404	Casey Smith	2000
9.	.400	Bryan Miller	2008
10.	.396	Wendell Stephens	1985

AT-BATS

1.	285	Tom King	2006
2.	270	Adam Bryant	2011
3.	265	Ian Craze	2007
4.	262	Matt Sanders	2018
5.	258	Ryan Ditthardt	2010
6.	257	Tyler Vaughn	2013
7.	256	Edgar Ramirez	2006
8.	254	Bryan Miller	2008
9.	251	T.J. Rivera	2011
10.	250	Adam Bryant	2010

RUNS

1.	90	Matt Sanders	2018
2.	81	Kole Myers	2024
3.	75	Tom King	2006
4.	73	Warren Arrington	1986
	73	Jason Borghese	1998
6.	72	Tyler Vaughn	2013
7.	71	Kevan Burns	1999

8.	70	Adam Bryant	2010
9.	69	Steven Felix	2010
10.	66	Ed Nix	1985
	66	Todd Lancaster	1999
	66	Henry Gutierrez	2005

HITS

1.	117	Tom King	2006
2.	102	Bryan Miller	2008
3.	99	Matt Sanders	2018
4.	97	Joey Denison	2018
5.	91	Adam Bryant	2011
6.	90	Adam Godwin	2005
7.	89	Adam Bryant	2010
8.	88	Logan Pierce	2013
	88	Casey Smith	2000
10.	87	Tyler Hannah	2011

SINGLES

1.	75	Adam Godwin	2005
2.	71	Matt Sanders	2018
3.	66	Ian Craze	2006
4.	63	Joey Denison	2018
	63	Tyler Vaughn	2013
6.	62	Adam Godwin	2004
	62	Edgar Ramirez	2006
	62	Ian Craze	2007
	62	Chase Whitley	2010
10.	61	Brandon Lockridge	2017
	61	Ethan Kavanagh	2024

DOUBLES

1.	35	Tom King	2006
2.	32	Bryan Miller	2008
3.	27	Tyler Hannah	2011
4.	26	Adam Bryant	2011
5.	25	Joey Denison	2018
	25	Danny Collins	2013
7.	24	Logan Pierce	2013
8.	22	Jeff Javinett	1995
9.	21	Chase Smartt	2019
	21	Peter Bezeredi	1996
	21	Will Butcher	2024

TRIPLES

1.	7	Brandon Lockridge	2018
	7	Chad Watson	2009
3.	6	Reid Long	2015
	6	Adam Bryant	2010
	6	Ed Nix	1985
6.	5	Kole Myers	2023
	5	Donovan Whibbs	2022



Adam Godwin

5	Rigsby Mosley	2018
5	Warren Arrington	1986
5	Jason Borghese	1998

HOME RUNS

1.	27	Shane Lewis	2023
	26	Jorge Soto	1999
3.	23	Jorge Soto	1998
	23	Adam Bryant	2010
5.	22	Kevan Burns	1999
6.	21	Michael Rivera	1996
7.	19	Dave Banks	1984
	19	Joel Smith	1990
9.	18	Trae Santos	2013
	18	Henry Gutierrez	2005
	18	Ryan Ditthardt	2010
	18	Brooks Bryan	2024

RUNS BATTED IN

1.	85	Brooks Bryan	2024
2.	81	Joey Denison	2018
3.	77	Shane Lewis	2023
4.	73	Tom King	2006
	73	Will Butcher	2024
6.	72	Jorge Soto	1999
7.	71	Clint Robinson	2007
8.	70	Trae Santos	2013
9.	69	Bryan Kelly	1997
10.	68	Danny Collins	2013
	68	Jorge Soto	1998

TOTAL BASES

1.	186	Adam Bryant	2010
2.	178	Tom King	2006
3.	174	Bryan Miller	2008
4.	159	Ryan Ditthardt	2010
5.	158	Kevan Burns	1999
6.	154	Adam Bryant	2011
	154	Clint Robinson	2007
8.	153	Shane Lewis	2023
9.	152	Michael Rivera	1996
10.	149	Danny Collins	2013

SLUGGING PCT.

1.	.819	Jude Rinaldi	1987
2.	.816	Keith Bragg	1983
3.	.781	Dave Banks	1984
4.	.764	Vince Kindred	1986
5.	.748	Stan McCauley	1979
6.	.744	Adam Bryant	2010
7.	.742	Wendell Stephens	1985
8.	.741	Michael Rivera	1996
9.	.728	Glen Willis	1988
10.	.722	Jorge Soto	1999

1.	65	Jorge Soto	1999
2.	62	Kole Myers	2024
3.	58	Warren Arrington	1986
4.	51	Wendell Stephens	1986
5.	49	Ethan Kavanagh	2024
6.	48	Tremayne Cobb, Jr.	2024
7.	47	Steve Romine	1978
	47	Steve Romine	1979
9.	46	Logan Pierce	2013
10.	45	Shane Lewis	2023

HIT-BY-PITCH

1.	25	William Sullivan	2023
	25	Steven Felix	2010
3.	18	Jesse Hall	2022
4.	17	Brandon Lockridge	2018
	17	Todd McRae	2011
	17	Aidan Gilroy	2024
7.	16	William Sullivan	2023
	16	Chase Amis	2004
9.	15	Shane Lewis	2023
	15	Todd Lancaster	1999

STRIKEOUTS

1.	86	Jorge Soto	1998
2.	82	Shane Lewis	2023
3.	70	Drew Frederic	2019
	70	Jorge Soto	1999
5.	69	Manning Early	2018
6.	66	Jason Borghese	1998
	66	Logan Cerny	2021
8.	65	Sadler Goodwin	2019
	65	Drew Frederic	2018
10.	63	Will Butcher	2024

ON-BASE PCT.

1.	.566	Jason Borghese	1998
2.	.543	Wendell Stephens	1986
3.	.536	Keith Bragg	1983
4.	.534	Warren Arrington	1986
5.	.511	Jude Rinaldi	1987
6.	.509	Dirk Williams	1989
7.	.508	Vince Kindred	1986
8.	.503	Mark Smartt	1986
9.	.495	Ethan Kavanagh	2024
10.	.489	Trevor Tyre	2007

SACRIFICE FLIES

1.	10	Joey Denison	2018
2.	8	William Sullivan	2023
	8	Chase Whitley	2010
4.	7	Chase Smartt	2019
	7	Rigsby Mosley	2018



Tom King

SINGLE-SEASON RECORDS

7	Tyler Hannah	2012
7	Buck Watford	1985
8.	6	Nine players tied (last, 2024)

SACRIFICE HITS

1.	13	Jeff Javinett	1995
2.	12	Nick Masonia	2015
	12	Dirk Williams	1988
4.	10	Brandon Brown	2013
5.	9	Manning Early	2018
	9	Steven Whitaker	2017
	9	Tripp Calhoun	2015
	9	Brad Sheffield	2004
	9	Adam Bryant	2008
10.	8	Garrett Pitts	2014
	8	Clay Holcomb	2014
	8	Todd McRae	2011
	8	Scott Boatner	1989
	8	Shohei Fujita	2007

STOLEN BASES

1.	84	Adam Godwin	2005
2.	46	Warren Arrington	1986
3.	41	Junior Shumpert	1990
4.	37	Michael Austin	1981
	37	Ricky Rowe	1998
6.	35	Vince Kindred	1986
	35	Tracy Lee	1991
8.	34	Kole Myers	2024
9.	32	Junior Shumpert	1989
10.	30	Richard Pope	1986
	30	James Graves	1994
	30	Ricky Rowe	1999

PITCHING RECORDS

APPEARANCES

1.	37	Nate Hill	2013
2.	36	Lance Johnson	2019
3.	35	Nate Hill	2012
4.	34	Noah Manning	2023
5.	32	CJ Carter	2018
	32	Thomas Austin	2012
	32	Nate Moore	2004
	32	Chase Whitley	2010
9.	31	Rush Hixon	2019
	31	Marc Skinner	2014

GAMES STARTED

1.	19	Eric Wikstrom	2004
2.	17	Grayson Stewart	2023
	17	Chuck Stanhope	1985
	17	Rob Batchler	1993
	17	Jason Fawcett	1995

17	Jason Bernard	2001
17	Clegg Snipes	2007
8.	16	16 players tied (last, 2018)

WINS

1.	13	Danny Cox	1981
	13	Mike Perez	1986
3.	12	Tyler Ray	2011
	12	Dean Cordova	1996
5.	11	Chuck Stanhope	1985
	11	Ron Warren	1986
	11	Ward Thigpen	1990
	11	Jorge Valencia	1990
	11	Rob Batchler	1994
	11	Jason Fawcett	1997
	11	Jason Bernard	2001
	11	Brent Adcock	2005

WINNING PERCENTAGE (MIN. 7 DECISIONS)

1.	1.000	Tyler Ray	12-0	2011
	1.000	Clegg Snipes	7-0	2006
3.	.929	Mike Perez	13-1	1986
4.	.923	Dean Cordova	12-1	1996
5.	.917	Ward Thigpen	11-1	1990
6.	.900	Shane McCain	9-1	2013
	.900	John Britt	9-1	1982
	.900	Stoney Melton	9-1	1990
9.	.875	Daren Osby	7-1	2018
10.	.857	Zach Fruit	6-1	2023
	.857	Andrew Crane	6-1	2017
	.857	Marc Skinner	6-1	2014

EARNED RUN AVERAGE

1.	1.07	Stoney Melton	1990
2.	1.25	Nate Moore	2004
3.	1.30	Danny Cox	1981
4.	1.40	Steve Charles	1993
5.	1.47	Andrew Crane	2017
6.	1.52	Marc Skinner	2014
7.	1.80	Ron Pierce	1977
8.	1.96	Levi Thomas	2018
9.	1.98	Ron Pierce	1976
10.	2.02	James Wray	1987

SAVES

1.	12	Josh Storm	2008
	12	Marc Skinner	2017
3.	11	Noah Manning	2023
4.	10	Josh Dew	2007
	10	Steve Charles	1993
	10	Corey Childress	2016
7.	8	Marquez Oates	2021
8		CJ Carter	2018

8	Duane Eason	1994
8	Nate Moore	2004

COMPLETE GAMES

1.	10	Ron Pierce	1977
	10	Rick Harrison	1978
	10	Jason Bernard	2001
4.	9	Ron Warren	1986
5.	8	Curtis Williams	1975
	8	Andy Giannini	1979
	8	Danny Cox	1981
	8	Andy Dolson	1991
9.	7	Mike Perez	1986
	7	Rob Batchler	1993
	7	Jason Fawcett	1995

SHUTOUTS

1.	6	Danny Cox	1981
2.	4	James Wray	1981
3.	3	Donnie Elsberry	1977
	3	Andy Giannini	1979
	3	Ricky Knotts	1984
	3	Dave Sparks	1992
	3	Eric Wikstrom	2002
8.	2	14 players tied	

INNINGS PITCHED

1.	131.2	Rob Batchler	1993
2.	129.2	Jason Bernard	2001
3.	123.1	Jason Fawcett	1997
4.	120.2	Rob Batchler	1994
5.	119.1	Landon Brazell	2005
6.	117.1	Brent Adcock	2005
7.	116.2	Tyler Ray	2011
8.	112.2	Ron Warren	1985
	112.2	Andrew Dickinson	2010
10.	110.2	Danny Cox	1981

HITS

1.	148	Rob Batchler	1993
2.	132	Rob Batchler	1994
3.	128	Eric Wikstrom	2004
4.	126	Landon Brazell	2005
5.	123	Aaron Hunt	2002
6.	117	Tyler Ray	2012
	117	Justin Eason	2002
8.	116	Jason Bernard	2001
9.	115	Dewayne Youngblood	1998
	115	Jason Russ	1999

RUNS

1.	79	Jason Fawcett	1995
2.	76	Dewayne Youngblood	1998
	76	Cale Wright	2000
4.	74	Jason Russ	1999
5.	73	Cale Wright	1999
6.	72	Rob Batchler	1993
7.	69	Landon Brazell	2005
8.	68	Aaron Hunt	2002
9.	67	Tanner Hicks	2014
	67	Justin Eason	2002

EARNED RUNS

1.	76	Cale Wright	2000
2.	65	Cale Wright	1999
3.	64	Dewayne Youngblood	1998
4.	62	Aaron Kirkland	2000
5.	60	Rob Batchler	1993
	60	Justin Eason	2002
7.	59	Tyler Ray	2012
	59	Jason Bernard	2000
9.	57	Jason Fawcett	1995
10.	56	Joe Hallahan	2007
	56	Clegg Snipes	2007

WALKS			
1.	58	Ricky Knotts	1984
2.	57	Ben Thompson	2023
3.	54	Jimmy Hodgskin	2011
4.	49	Jason Fawcett	1997
	49	Mike Felix	2006
6.	48	Michael Shelley	1998
7.	47	Del Giacco	1993
8.	45	Zach Fruit	2023
	45	Wes Britt	1981
	45	Dean Cordova	1997
	45	Jason Russ	1999

STRIKEOUTS

1.	141	Jason Fawcett	1997
2.	134	Mike Felix	2006
3.	126	Landon Brazell	2005
4.	114	Mike Perez	1986
5.	112	Jason Fawcett	1995
6.	108	Ron Warren	1986
	108	Jason Russ	1999
8.	107	Ward Thigpen	1990
9.	105	Shane McCain	2013
10.	104	Brent Adcock	2005

WILD PITCHES

1.	21	Michael Shelley	1998
2.	20	Justin Ludington	1995
3.	17	Jason Russ	1999
	17	Orlando Ortiz	2021
5.	15	Danny Dorsett	1998
6.	14	Ricky Knotts	1984
	14	Ryan Ellison	2008
8.	13	Zach Fruit	2023
	13	Jason Bernard	2000
	13	Clegg Snipes	2006

HIT BATTERS

1.	18	CJ Carter	2018
	18	Jason Bernard	2000
3.	14	Aaron Kirkland	2000
	14	Aaron Kirkland	2001
	14	J.J. Whetsel	2006
	14	Andrew Dickinson	2010
	14	Tyler Ray	2010
8.	13	Jeff Brown	1992
9.	12	Orlando Ortiz	2021
	12	Steve Charles	1993
	12	Stewart Hancock	1993
	12	Jason Bernard	2001
	12	Justin Eason	2002
	12	Logan Ross	2024

BALKS

1.	6	Kyle Gamble	2023
	6	Eric Wikstrom	2003
	6	Joe Hallahan	2007
4.	5	J.J. Whetsel	2006
5.	4	Ryan Alford	1998
	4	Jon Gianquitti	2006
	4	Clegg Snipes	2006
8.	3	Multiple Players	



Nate Hill

CAREER RECORDS



Drew Frederic

HITTING RECORDS

GAMES PLAYED

1.	243	Drew Frederic	2017-21
2.	222	Chase Smartt	2016-19
3.	220	Rigsby Mosley	2018-22
4.	216	Adam Bryant	2008-11
5.	213	Clint Robinson	2004-07
6.	212	Matt Sanders	2015-18
7.	205	Steven Felix	2007-10
8.	204	Wade Miller	2001-04
9.	202	Jeff Javinett	1992-95
10.	194	Caleb Bartolero	2019-23

BATTING AVERAGE

1.	.411	Tom King	2006
2.	.391	Wendell Stephens	1985-86
3.	.389	Keith Bragg	1982-83
4.	.379	Mark Smartt	1986-87
5.	.376	Vince Kindred	1985-86
	.376	Michael Rivera	1996
7.	.374	Jude Rinaldi	1986-87
	.374	Adam Godwin	2004-05
9.	.373	Casey Smith	2000-01
10.	.372	Scott Ates	1989-90

AT-BATS

1.	954	Drew Frederic	2017-21
2.	849	Matt Sanders	2015-18
3.	829	Adam Bryant	2008-11
4.	816	Chase Smartt	2016-19
5.	793	Rigsby Mosley	2018-22
6.	777	Clint Robinson	2004-07
7.	715	Brandon Lockridge	2016-18
8.	714	Caleb Bartolero	2019-23
9.	691	Wade Miller	2001-04
10.	672	Logan Pierce	2011-13

RUNS

1.	212	Drew Frederic	2017-21
2.	190	Matt Sanders	2015-18
3.	184	Adam Bryant	2008-11
4.	169	Clint Robinson	2004-07
5.	164	Steven Felix	2007-10
6.	161	Rigsby Mosley	2018-22
7.	158	Dave Banks	1982-85
8.	147	Logan Pierce	2011-13
	147	Kenny Krey	1996-98
10.	144	Jorge Soto	1997-99

HITS

1.	296	Drew Frederic	2017-21
2.	276	Adam Bryant	2008-11
3.	269	Matt Sanders	2015-18
4.	257	Clint Robinson	2004-07
5.	251	Rigsby Mosley	2018-22
6.	219	Brandon Lockridge	2016-18
7.	214	Caleb Bartolero	2019-23
	214	Chase Smartt	2016-19
9.	213	Logan Pierce	2011-13
	213	Wade Miller	2001-04

DOUBLES

1.	60	Rigsby Mosley	2018-22
2.	57	Drew Frederic	2017-21
3.	56	Jeff Javinett	1992-95
4.	55	Logan Pierce	2011-13
	55	Adam Bryant	2008-11
6.	50	Caleb Bartolero	2019-23
7.	48	Matt Sanders	2015-18
8.	47	Chase Smartt	2016-19
	47	Clint Robinson	2004-07
10.	44	William Sullivan	2020-23
	44	Tyler Hannah	2011-12

TRIPLES

1.	14	Brandon Lockridge	2016-18
2.	11	Adam Bryant	2008-11
3.	10	Matt Sanders	2015-18
4.	9	Rigsby Mosley	2018-22
	9	Kole Myers	2023-24
6.	8	Donovan Whibbs	2019-23
	8	Ed Nix	1984-85
	8	Chad Watson	2009-10
	8	Logan Cerny	2017-21
10.	7	Drew Frederic	2017-21
	7	Warren Arrington	1986-87
	7	Kenny Krey	1996-98
	7	Ian Craze	2006-07

HOME RUNS

1.	65	Jorge Soto	1997-99
2.	46	Dave Banks	1982-85
3.	41	Tom Gregorio	1996-99
	41	Adam Bryant	2008-11
5.	37	Clint Robinson	2004-07
6.	36	Glen Willis	1985-88
7.	35	Brian Lipman	2001-03
8.	32	Shane Lewis	2023-pres.
9.	30	Drew Frederic	2017-21
10.	29	Caleb Bartolero	2019-23
	29	Joel Smith	1990-91

RUNS BATTED IN

1.	196	Jorge Soto	1997-99
2.	187	Adam Bryant	2008-11
3.	178	Clint Robinson	2004-07
4.	159	Dave Banks	1982-85
5.	153	Logan Pierce	2011-13
6.	150	Drew Frederic	2017-21
7.	149	Caleb Bartolero	2019-23
8.	142	Wade Miller	2001-04
9.	141	Tom Gregorio	1996-99
10.	137	Rigsby Mosley	2018-22

TOTAL BASES

1.	476	Adam Bryant	2008-11
2.	458	Drew Frederic	2017-21
3.	423	Clint Robinson	2004-07
4.	381	Jorge Soto	1997-99
5.	380	Rigsby Mosley	2018-22
6.	376	Matt Sanders	2015-18
7.	373	Dave Banks	1982-85
8.	366	Tom Gregorio	1996-99
9.	355	Caleb Bartolero	2019-23
10.	330	Wade Miller	2001-04

SLUGGING PERCENTAGE

1.	.747	Keith Bragg	1982-83
2.	.741	Michael Rivera	1996
3.	.704	Wendell Stephens	1985-86
4.	.699	Kevan Burns	1999
5.	.682	Dave Banks	1982-85
6.	.671	Steve Eaton	1987-88
7.	.667	Jason Borghese	1998
8.	.664	Vince Kindred	1985-86
9.	.655	Jude Rinaldi	1986-87
10.	.654	Joel Smith	1990-91

WALKS

1.	125	Logan Pierce	2011-13
	125	Jorge Soto	1997-99
	125	Drew Frederic	2017-21
4.	121	Jeff Javinett	1992-95
5.	112	Kyle Mock	2020-24
6.	106	Steven Felix	2007-10
7.	105	Kenny Krey	1996-98
8.	101	Keith Black	1988-91
9.	100	Warren Arrington	1986-87
10.	98	Rigsby Mosley	2018-22

HIT-BY-PITCH

1.	45	William Sullivan	2020-23
2.	42	Steven Felix	2007-10
3.	26	Tyler Hannah	2011-12
	26	Clint Robinson	2004-07
	26	Drew Frederic	2017-21
	25	Shane Lewis	2023-pres.
7.	23	Chase Amis	2004-05
8.	22	Clay Holcomb	2012-15
	22	Todd Lancaster	1999-00
	22	Trevor Tyre	2007-09
	22	Miles Hoyle	2009-10
	22	Kole Myers	2023-24
	22	Ethan Kavanagh	2023-24

STRIKEOUTS

1.	237	Drew Frederic	2017-21
2.	186	Jorge Soto	1997-99
3.	156	William Sullivan	2020-23
4.	147	Kyle Mock	2020-24
5.	145	Caleb Bartolero	2019-23
6.	139	Logan Cerny	2017-21
7.	138	Clay Holcomb	2012-15
8.	137	Wade Miller	2001-04
9.	136	Kenny Krey	1996-98
10.	132	Rigsby Mosley	2018-22

ON-BASE PERCENTAGE

1.	.566	Jason Borghese	1998
2.	.513	Wendell Stephens	1985-86
3.	.510	Warren Arrington	1986-87
4.	.500	Keith Bragg	1982-83
5.	.489	Dirk Williams	1988-89
6.	.488	Junior Shumpert	1989-90
7.	.485	Ray Stephens	1984-85
8.	.482	Ed Black	1986-87
9.	.480	Mark Smartt	1986-87
10.	.470	Vince Kindred	1985-86

SACRIFICE FLIES

1.	18	Chase Smartt	2016-19
2.	17	Joey Denison	2016-18
3.	15	Rigsby Mosley	2018-22
4.	14	William Sullivan	2020-23
5.	13	Caleb Bartolero	2019-23
6.	12	Jeff Javinett	1992-95
	12	Steven Felix	2007-10
	12	Drew Frederic	2017-21
	12	Ethan Kavanagh	2023-24
10.	11	Matt Sanders	2015-18

SACRIFICE HITS

1.	21	Jeff Javinett	1992-95
2.	20	Clay Holcomb	2012-15
3.	17	Jack Tinkler	1977-80
	17	Tyler Vaughn	2011-14
5.	16	Al Morrell	1978-79
	16	Dirk Williams	1988-89
	16	Nick Masonia	2014-15
8.	14	Keith Black	1988-91
	14	Matthew Howard	2013-14
	14	Steven Whitaker	2016-17

STOLEN BASES

1.	112	Adam Godwin	2004-05
2.	84	Drew Frederic	2017-21
3.	74	Mike Austin	1981-82
4.	73	Junior Shumpert	1989-90
5.	70	Clay Holcomb	2012-15
6.	67	Ricky Rowe	1998-99
7.	66	Warren Arrington	1986-87
8.	58	Tracy Lee	1990-91
9.	56	Jeff Brinson	1982-85
10.	55	Keith Black	1988-91
	55	Kole Myers	2023-24



Tyler Ray

PITCHING RECORDS

APPEARANCES

1.	118	Lance Johnson	2017-21
2.	110	Marc Skinner	2014-17
3.	102	Nate Hill	2011-13
4.	98	Thomas Austin	2010-13
5.	86	Corey Childress	2015-18
6.	78	Jeremy McGowan	2012-15
7.	75	Drew Hull	2008-11
8.	74	Mal Winters	2001-04
9.	66	Tim Wheeler	2007-10
10.	64	Jason Fawcett	1994-97

GAMES STARTED

1.	61	Tyler Ray	2009-12
2.	55	Jason Fawcett	1994-97
	55	Eric Wikstrom	2001-04
4.	46	Donnie Elsberry	1976-79
5.	42	Shane McCain	2010-14
6.	41	Garrett Gainous	2021-pres.
7.	34	Ricky Knotts	1981-84
	34	Ryan Ellison	2005-08
9.	33	Rob Batchler	1993-94
10.	32	Ron Warren	1985-86
	32	Brady Fuller	2022-24

WINS

1.	34	Jason Fawcett	1994-97
2.	32	Tyler Ray	2009-12
3.	25	Donnie Elsberry	1976-79
4.	24	Eric Wikstrom	2001-04
5.	22	Ricky Knotts	1981-84
	22	Ron Warren	1985-86
	22	Rob Batchler	1993-94
8.	20	Dean Cordova	1996-97
9.	19	Grayson Stewart	2022-pres.
10.	17	Shane McCain	2010-14
	17	Andy Giannini	1978-79
	17	Danny Cox	1980-81
	17	Jason Bernard	2000-01
	17	Grant Bennett	2015-16

WINNING PERCENTAGE

1.	.929	Mike Perez	1986
2.	.909	Steve Lowery	1980-81
3.	.900	Tom Voiland	1986-87
4.	.846	Marcus Holland	1989-90
5.	.842	Wes Britt	1981-82
6.	.815	Ron Warren	1985-86
7.	.813	Marcus Pilkington	1985-87
8.	.812	Stoney Melton	1989-90
9.	.810	Andy Giannini	1978-79
10.	.800	Josh Dew	2006-07
	.800	Levi Thomas	2018-20

EARNED RUN AVERAGE

1.	1.88	Ron Pierce	1976-77
2.	2.25	Andrew Crane	2017-18
3.	2.26	Mike Perez	1986
4.	2.31	Danny Cox	1980-81
5.	2.49	Andy Giannini	1978-79
6.	2.51	James Wray	1987-88
7.	2.72	Grant Bennett	2015-16
8.	2.74	Josh Dew	2006-07
9.	2.78	Ron Warren	1985-86
10.	2.82	Marc Skinner	2014-17

SAVES

1.	20	Marc Skinner	2014-17
2.	18	Josh Storm	2008-09
3.	17	Josh Dew	2006-07
4.	15	Marquez Oates	2018-22
5.	13	Noah Manning	2023-24
6.	12	Cory Gill	2016-20
	12	Nate Hill	2011-13
8.	11	Corey Childress	2015-18
9.	10	Steve Charles	1993
10.	8	C.J. Carter	2018
	8	Jeremy McGowan	2012-15
	8	Terry Waters	1990-91
	8	Duane Eason	1994
	8	Nate Moore	2004

COMPLETE GAMES

1.	19	Donnie Elsberry	1976-79
2.	18	Jason Fawcett	1994-97
3.	17	Jeff Vardo	1973-76
4.	16	Ron Pierce	1976-77
5.	15	Ron Warren	1985-86
6.	14	Rick Harrison	1978-79
7.	13	Andy Giannini	1978-79
	13	Ricky Knotts	1981-84
	13	Jason Bernard	2000-01
10.	12	James Wray	1987-88
	12	Rob Batchler	1993-94

SHUTOUTS

1.	6	Danny Cox	1980-81
2.	5	James Wray	1987-88
3.	4	Ricky Knotts	1981-84
	4	Ron Warren	1985-86
	4	Eric Wikstrom	2001-04
6.	3	Donnie Elsberry	1976-79
	3	Andy Giannini	1978-79
	3	Wes Britt	1981-82
	3	Rodney Culbreth	1983-84
	3	Ward Thigpen	1989-90
	3	Dave Sparks	1991-92

INNINGS PITCHED

1.	400.1	Tyler Ray	2009-12
2.	394.2	Jason Fawcett	1994-97
3.	326.0	Eric Wikstrom	2001-04
4.	273.1	Shane McCain	2010-14
5.	252.0	Rob Batchler	1993-94
6.	248.0	Donnie Elsberry	1976-79
7.	244.1	Mal Winters	2001-04
8.	220.0	Ron Warren	1985-86
9.	208.2	Grant Bennett	2015-16
10.	207.0	Nate Hill	2011-13

HITS

1.	438	Tyler Ray	2009-12
2.	400	Eric Wikstrom	2001-04
3.	361	Jason Fawcett	1994-97
4.	285	Mal Winters	2001-04
5.	280	Rob Batchler	1993-94
6.	237	Shane McCain	2010-14
7.	234	Donnie Elsberry	1976-79
8.	229	Tim Wheeler	2007-10
9.	218	Cale Wright	1999-00
10.	215	Thomas Austin	2010-13

RUNS

1.	223	Jason Fawcett	1994-97
2.	212	Tyler Ray	2009-12
3.	189	Eric Wikstrom	2001-04
4.	162	Mal Winters	2001-04
5.	159	Donnie Elsberry	1976-79
6.	149	Cale Wright	1998-99
	149	Tim Wheeler	2007-10
8.	142	Ryan Ellison	2005-08
9.	139	Rob Batchler	1993-95
10.	137	Shawn Pyles	1994-97

EARNED RUNS

1.	190	Tyler Ray	2009-12
2.	173	Jason Fawcett	1994-97
3.	168	Eric Wikstrom	2001-04
4.	132	Tim Wheeler	2007-10
5.	130	Cale Wright	1998-99
6.	125	Ryan Ellison	2005-08
7.	124	Mal Winters	2001-04
8.	117	Shawn Pyles	1994-97
9.	116	Shane McCain	2010-14
10.	114	Brady Fuller	2022-24

WALKS

1.	143	Jason Fawcett	1994-97
2.	120	Ryan Ellison	2005-08
3.	116	Ricky Knotts	1981-84
	116	Shawn Pyles	1994-97
5.	110	Donnie Elsberry	1976-79
6.	100	Rob Batchler	1993-94
7.	90	Brady Fuller	2022-24
8.	87	Trey Wright	1998-99
9.	86	Garrett Gainous	2021-pres.
10.	85	Dewayne Youngblood	1997-98
	85	Mal Winters	2001-04

STRIKEOUTS

1.	425	Jason Fawcett	1994-97
2.	273	Shane McCain	2010-14
3.	259	Tyler Ray	2009-12
4.	230	Nate Hill	2011-13
5.	224	Eric Wikstrom	2001-04
6.	216	Shawn Pyles	1994-97
7.	212	Grayson Stewart	2022-pres.
8.	209	Garrett Gainous	2021-pres.
9.	207	Ryan Ellison	2005-08
10.	195	Donnie Elsberry	1976-79

WILD PITCHES

1.	39	Ryan Ellison	2005-08
2.	35	Jason Fawcett	1994-97
3.	29	Michael Shelley	1998-00
4.	26	Ricky Knotts	1981-84
5.	25	Shawn Pyles	1994-97
6.	23	Logan Ross	2022-24
7.	22	Jeff Brown	1991-92
8.	21	Grayson Stewart	2022-pres.
9.	20	Chris Langford	1994-97
	20	Justin Ludington	1995
	20	Aaron Kirkland	2000-01
	20	Eric Wikstrom	2001-04

HIT BATTERS

1.	33	Tyler Ray	2009-12
2.	31	Shane McCain	2010-14
3.	30	Jason Bernard	2000-01
4.	28	Aaron Kirkland	2000-01
5.	27	Jason Fawcett	1994-97
6.	23	Eric Wikstrom	2001-04
	23	J.J. Whetsel	2006-09
	23	Logan Ross	2022-24
9.	20	Chris Langford	1994-97
	20	Jeff Green	2006-09

BALKS

1.	9	Kyle Gamble	2021-22
2.	8	Eric Wikstrom	2001-04
3.	7	Jon Gianiquiti	2005-06
	7	Joe Hallahan	2006-07
	7	Tim Wheeler	2007-10
6.	6	Clegg Snipes	2006-07
7.	5	Nate Hill	2011-13
	5	Gary Wilson	1992-94
	5	Brent Adcock	2004-05
	5	J.J. Whetsel	2006-08
	5	Evan Hebert	2016-17

TEAM RECORDS

BATTING

1.	2018	63	6.	2007	61	5.	1985	87	6.	1997	457
	2006	63		2010	61		1986	86		1998	446
3.	2023	62		2019	60		2024	85		2014	430
	2013	62		1997	60		2005	82		2016	428
	2011	62		1999	59		1996	81		2007	423
6.	2007	61		2024	59		1986	79			

HITS

1.	2006	790
2.	2010	692
3.	2007	672
4.	2018	638
5.	2011	623
6.	1999	621
7.	2009	617
8.	2005	614
9.	1990	613
10.	1996	610

RBI

1.	2006	524
2.	2024	472
3.	2010	466
4.	1999	451
5.	1986	442
6.	2023	439
7.	1998	426
8.	2005	406
9.	1990	399
10.	2013	398

ON-BASE PERCENTAGE

1.	1986	.456
2.	1992	.444
3.	1993	.436
4.	1985	.431
5.	2024	.424
6.	1983	.421
7.	1979	.420
8.	1989	.417
9.	1990	.416
10.	1999	.415

BATTING AVERAGE

1.	1986	.349
2.	1983	.335
3.	1985	.334
4.	1990	.333
5.	1996	.332
	2006	.332
7.	1984	.329
8.	1978	.320
	1999	.320
10.	1987	.316
	2010	.316
	1979	.316

DOUBLES

1.	2006	157
2.	2013	151
3.	2011	149
4.	2009	137
5.	2018	131
	1990	131
7.	2019	130
8.	1996	127
9.	2012	125
10.	2008	124

TOTAL BASES

1.	2006	1221
2.	2007	1201
3.	2010	1137
4.	1999	1096
5.	1998	1068
6.	2023	1046
7.	1996	1004
8.	2009	983
9.	1985	978
10.	2005	975

SACRIFICE BUNTS

1.	1979	56
2.	2014	51
3.	1978	45
4.	2015	40
5.	1988	38
6.	2000	35
7.	2013	33
8.	1974	31
	2017	31
10.	2011	30
	1993	30
	1995	30
	1998	30

AT-BATS

1.	2006	2383
2.	2007	2221
3.	2010	2191
4.	2018	2158
5.	2011	2130
6.	2019	2096
7.	2023	2089
8.	2013	2083
9.	1997	2055
10.	2012	2038

TRIPLES

1.	2018	30
2.	2023	19
	1997	19
4.	1994	17
5.	2013	15
	2008	15
	2010	15
8.	2019	14
	2009	14
	1982	14

SLUGGING PERCENTAGE

1.	1983	.588
2.	1986	.567
3.	1999	.564
4.	1985	.550
5.	1996	.556
6.	1998	.544
7.	1987	.522
8.	2010	.519
9.	1990	.518
10.	2006	.512

SACRIFICE FLIES

1.	2011	40
2.	2019	38
3.	2018	35
4.	2024	36
5.	1985	33
6.	2005	32
7.	2023	31
8.	2010	29
	1986	29
10.	2012	28

RUNS

1.	2006	579
2.	2010	521
3.	2024	516
4.	1986	499
5.	1999	495

HOME RUNS

1.	1999	118
2.	1998	115
3.	2023	108
4.	2010	100

WALKS

1.	2024	382
2.	1986	324
3.	2023	306
4.	2018	286
5.	2011	282
6.	1999	273
7.	2006	266
8.	2013	262
9.	1998	260
	1997	260

HIT BY PITCH

1.	2023	104
2.	2010	102
3.	2024	101
4.	2018	87
5.	2022	79
6.	2006	78
7.	2013	71
8.	2009	66
9.	2008	62
10.	2014	61
	2016	61

STOLEN BASES


1.	1986	153
2.	2005	132
3.	2018	117
4.	1990	101
5.	1984	92
6.	1982	89
7.	2001	87
	1991	87
9.	2002	85
10.	1981	84

STOLEN BASE ATTEMPTS

1.	1986	176
2.	2005	149
3.	2018	141
4.	1990	123
5.	1991	113
6.	2001	108
7.	1981	106
8.	1984	104
9.	2015	102
	2002	102

STRIKEOUTS

1.	2019	520
2.	2023	514
3.	2021	489
4.	2018	478
5.	2024	458



Tyler Hannah



Chase Whitley

FIELDING ATTEMPTS

1.	2006	2515
2.	2010	2374
3.	2011	2352
4.	2013	2338
5.	2007	2327
6.	2016	2319
7.	2018	2304
8.	2014	2226
9.	2005	2222
10.	2023	2215

PUTOUTS

1.	2006	1705
2.	2018	1667
3.	2011	1653
4.	2007	1651
5.	2023	1623
	2013	1623
7.	2010	1620
8.	2019	1596
9.	2005	1534
10.	2014	1529

ASSISTS

1.	2006	711
2.	2010	695
3.	2016	682
4.	2013	667
5.	2011	642
6.	2015	637
7.	2014	623
8.	2008	614
9.	1998	611
10.	1985	608

ERRORS

1.	1998	114
2.	2002	109
3.	2000	105
	1994	105
5.	1999	103
	1997	103
7.	2005	100

8.	2006	99
	1978	99
10.	2023	95

FEWEST ERRORS

1.	1975	40
2.	2013	48
3.	2008	51
4.	1982	52
5.	1977	55
6.	2018	56
7.	2011	57
8.	2022	59
	2010	59
10.	2017	61

FIELDING PERCENTAGE

1.	2013	.979
2.	2008	.977
3.	2018	.976
	2011	.976
5.	2010	.975
6.	2023	.972
	2012	.972
8.	2019	.971
	2016	.971
	2017	.971

DOUBLE PLAYS TURNED

1.	1985	64
2.	2011	63
3.	2001	59
4.	2010	58
5.	2012	57
6.	1999	56
	1984	56
8.	1981	54
	2006	54
10.	2008	53
	2002	53

PITCHING

WINS

1.	1990	49
2.	2006	47
3.	1986	46
4.	1985	43
	2011	43
6.	2018	42
	2013	42
8.	1996	41
9.	2023	40
10.	1984	39
	1993	39

LOSSES

1.	2000	34
2.	2014	32
3.	2012	30
	2002	30
5.	2019	29
6.	2001	28
	1999	28
8.	2007	27
	2003	27
10.	2008	26
	2016	26
	2021	26

ERA

1.	1973	2.66
2.	1990	2.71
3.	1981	2.72
4.	1986	2.74
5.	1970	3.33
6.	1980	3.39
7.	1996	3.55
8.	1987	3.56
9.	1988	3.57
	1977	3.57

COMPLETE GAMES

1.	1978	30
2.	1986	25
3.	1973	22
4.	1980	21
5.	1985	20

6.	1975	19
	1991	19
8.	1996	18
	1988	18
	1977	18

SHUTOUTS

1.	1981	11
2.	1986	10
3.	2021	8
4.	1991	7
	1987	7
6.	1996	6
	1979	6
	1990	6
8.	1988	5
	1977	5
	1982	5
	2016	5

SAVES

1.	2023	21
2.	2017	18
3.	2022	16
4.	2018	15
	2016	15
6.	1990	14
	2006	14
8.	2019	13
	2013	13
10.	2008	13
	1993	13
	2009	13

INNINGS PITCHED

1.	2006	568.1
2.	2018	555.2
3.	2011	551.0
4.	2007	550.1
5.	2023	541.0
	2013	541.0
7.	2010	540.0
8.	2019	532.0
9.	2016	523.0
10.	2005	511.1

FEWEST HITS ALLOWED

1.	1970	118
2.	1971	156



Mike Felix

TEAM RECORDS

3.	1973	166
4.	1975	186
5.	1977	216
6.	1983	239
7.	1974	240
8.	1979	279
9.	1982	281
10.	1972	292

MOST HITS ALLOWED

1.	2010	615
2.	2007	601
3.	2002	595
4.	2008	595
5.	2009	594
6.	2019	586
7.	2023	576
8.	2006	574
9.	1999	561
10.	2012	558

FEWEST RUNS ALLOWED

1.	1970	90
2.	1975	107
3.	1973	120
4.	1977	138
5.	1981	151
6.	1974	160
7.	1982	163
8.	1971	165
9.	1979	167
10.	1983	168

MOST RUNS ALLOWED

1.	2023	405
2.	2007	400
3.	2009	387
4.	1998	385
5.	1999	384
6.	2010	380
7.	2002	372
8.	2024	363
9.	2019	361
10.	2008	360

FEWEST WALKS ALLOWED

1.	1973	71
2.	1975	73
3.	1977	96
4.	1972	101
	1970	101
6.	1976	106
7.	1983	127
8.	1979	131
9.	1974	134
10.	1989	140

MOST WALKS ALLOWED

1.	2023	299
2.	2019	283
3.	2006	277
4.	1998	271
5.	2024	258
6.	1999	246
7.	2007	245
8.	1984	236
9.	2009	234
10.	2022	231

STRIKEOUTS

1.	2023	636
2.	2006	541
3.	2007	539
4.	2018	524
5.	2022	520
6.	2013	516
7.	2005	493
8.	2024	490
9.	1997	485
10.	2019	484

LOWEST OPPONENT BATTING AVERAGE

1.	1970	.202
2.	1973	.207
3.	1979	.218
4.	1990	.222
5.	1981	.223
6.	1982	.231
7.	1996	.232
8.	1987	.234
	1988	.234
10.	1986	.238



Tanner Hicks

WILD PITCHES

1.	2023	93
2.	1998	76
3.	2022	68
4.	2006	63
5.	1999	61
6.	2005	59
	2009	59
	2014	59
9.	2008	57
10.	1995	55

HIT BATTERS

1.	2019	68
2.	2000	64
3.	2010	63
4.	2024	62
5.	2023	59
6.	2022	57
	2012	57
8.	2006	56
	2014	56
10.	1998	54
	2021	54

BALKS

1.	2006	18
2.	2007	16
3.	2003	13
4.	2009	10
	2001	10
	2005	10
7.	2008	9
8.	2022	8
	2012	8
	1998	8
	2004	8



Landon Brazell

INDIVIDUAL BATTING AND BASE RUNNING

At Bats	8	Multiple times (Last: vs. Jacksonville State, 2016)
Runs	7	Ricky Rowe vs. Stetson, 1999
Hits	7	Stacy Gillispie vs. Stetson, 1999
RBIs	10	Stacy Gillispie vs. Stetson, 1999
Doubles	4	Wendell Stephens vs. Delta State, 1985
	4	Bryan Miller vs. FIU, 2008
	4	William Sullivan vs. Northern Kentucky, 2020
	4	Jesse Hall vs. Little Rock, 2022
Triples	2	Brian Pinnell vs. Cal State Northridge, 1984
Home Runs	4	Scott Ates vs. Valparaiso, 1990
Extra-base Hits	4	multiple times
Total Bases	16	Scott Ates vs. Valparaiso, 1990
Walks	4	Multiple times (Last: Kole Myers vs. App State, 2024)
Strikeouts	5	Buck Watford vs. Cal State Northridge, 1984
	5	Jorge Soto vs. Florida Atlantic, 1999
Hit by Pitch	3	William Sullivan at UCF, 2023
	3	Chase Whitley vs. Hofstra, 2010
	3	Jake Sullivan vs. Hofstra, 2010
	3	Steven Felix vs. Arkansas State, 2010
Sacrifice Hits	2	Multiple times
Grand Slams	1	Multiple times
Hitting Streak	31	Tom King, 2006
Consecutive Hits	9	Tom King, 2006, (Twice)
Consecutive HR	4	Scott Ates vs. Valparaiso, 1990

INDIVIDUAL PITCHING

Innings Pitched	13.0	Bubba Marriott vs. Southern Union, 1958
Hits	15	Ryan Ellison vs. ULM, 2008
Runs	12	Stewart Hancock vs. Auburn, 1994
	12	Jason Fawcett vs. Florida State, 1995
	12	Jason Russ vs. Florida State, 1995
	12	Landon Brazell vs. UCF, 2005
Earned Runs	12	Stewart Hancock vs. Auburn, 1994
	12	Jason Russ vs. Florida State, 1995
Walks	9	Rick Knotts vs. UAB, 1984
	9	Duane Eason vs. Hofstra, 1994
Strikeouts	17	Bill Harken vs. Huntingdon, 1961
Wild Pitches	4	Six Times (Last: Jay Dill vs. South Alabama, 2024)
Hit Batters	3	Multiple Times (Last: Logan Ross vs. App State, 2024)
Balks	2	David Bush vs. Columbus State, 1981
	2	Aaron Hunt vs. UCF, 2002
	2	Garrett McHenry at South Alabama, 2012
Home Runs	4	Three times (Last: Levi Thomas vs. UGA, 2018)
Cons. Scoreless Inns	40.0	Andrew Crane, 2017
Cons. Batters Retired	27	Dave Sparks vs. Georgia State, 1992
Cons. Shutout Inns	10	Rob Batchler vs. West Alabama, 1993
Consecutive Hits	5	Jeff Vardo vs. Jacksonville State, 1975
	5	Joe Brown vs. Jacksonville State, 1975
	5	Tim Cribb vs. Western Kentucky, 1985
	5	Rob Batchelor vs. Florida A&M, 1994
	5	Luke Lyon vs. Southern Miss, 2024
Cons. Strikeouts	7	Ward Thigpen vs. Montevallo, 1990

INDIVIDUAL FIELDING

Putouts	24	Beau Brooks vs. Auburn, 2007
Assists	10	Shohei Fujita vs. Brown, 2010
	10	Adam Bryant vs. Middle Tennessee, 2010
	10	Jack Tinkler vs. Columbus State, 1979

TEAM BATTING AND BASE RUNNING

At Bats	68	vs. Kansas State, 2003
Runs	34	vs. Stetson, 1999
Hits	31	vs. Stetson, 1999
Hits in an inning	12	vs. Tuskegee, 1981
Doubles	9	vs. ULM, 2014
		at App State, 2022
Triples	2	Multiple times
Home Runs	8	vs. Delta State, 1980
	8	vs. West Alabama, 1985
Total Bases	55	vs. Stetson, 1999
Runs Batted In	33	vs. Stetson, 1999
Stolen Bases	9	vs. Huntingdon, 1990
	9	vs. Campbell, 2005
Walks	17	vs. App State, 2024
Hit by Pitch	7	at Alabama A&M, 2005
	7	at Marshall, 2023
Strikeouts	19	at Louisiana, 2015
	19	vs. Jacksonville State, 2016
Sacrifice Hits	5	vs. Arkansas State, 2015
	5	at Jacksonville State, 2014
Left on Base	21	vs. West Alabama, 1977
Consecutive Hits	7	vs. Howard, 1994
	7	vs. Jackson State, 1995
Consecutive HR	3	Multiple times
Consecutive Walks	5	vs. Oakland, 1974

TEAM PITCHING

Innings Pitched	18.0	vs. Kansas State, 2003
Hits	27	vs. Auburn, 1994
Runs	32	vs. Auburn, 1994
Earned Runs	26	vs. Auburn, 1994
Walks	14	vs. Belmont, 1994
	14	at ULM, 2022
Strikeouts	24	vs. Auburn, 2007
Hit Batters	7	vs. Southeastern Louisiana, 2019
Wild Pitches	7	vs. UAB, 2005
	7	at Georgia State, 2023
Home Runs	7	vs. Mississippi College, 1984
	7	vs. UCF, 2005
Consec. Scoreless Inn.	10	vs. UAB, 1974
	10	vs. West Alabama, 1993
Consecutive SO	7	vs. Montevallo, 1990

TEAM FIELDING

Putouts	54	vs. Kansas State, 2003
Assists	29	at Little Rock, 2014
Errors	8	vs. West Georgia, 1978
	8	vs. Auburn, 1994
	8	vs. Minnesota, 1999
Double Plays	5	vs. Columbus State, 1981
	5	vs. Auburn, 1985

YEAR-BY-YEAR BATTING

Year	G	AVG	AB	R	H	2B	3B	HR	RBI	TB	SLG	BB	HBP	SO	OB%	SH/SF	SB-SBA	ATT	PO	A	E	FLD	DP
1970	21	.240	627	81	139	18	3	5	54	178	.284	87	5	102	.319	19/5	10-12	702	474	165	63	.910	5
1971	20	.248	604	87	150	16	6	8	69	202	.334	59	5	116	.320	13/1	11-15	655	441	151	63	.904	11
1972	32	.269	954	124	257	41	9	11	110	349	.366	101	6	191	.341	16/5	28-33	1139	706	351	82	.928	9
1973	27	.263	773	140	203	26	7	11	132	276	.357	103	3	147	.344	7/6	42-60	960	619	256	85	.911	14
1974	33	.244	893	154	218	35	4	16	127	309	.346	144	13	161	.354	31/9	40-59	1147	740	335	72	.937	29
1975	26	.259	727	105	188	36	2	15	93	273	.376	71	8	160	.330	15/4	16-19	720	510	170	40	.944	17
1976	38	.247	1028	149	254	44	7	12	125	348	.339	134	15	197	.334	29	43	1233	819	338	76	.938	17
1977	32	.241	909	120	219	29	3	25	106	329	.362	93	6	197	.310	18	32	1088	719	314	55	.949	20
1978	51	.320	1556	362	498	90	9	50	309	756	.486	205	9	154	.390	45/16	47-53	1675	1132	444	99	.941	25
1979	47	.316	1353	317	428	71	13	40	284	645	.477	247	15	148	.420	56/26	28	1519	1017	430	72	.953	22
1980	42	.308	1297	248	399	74	8	33	222	588	.453	167	23	122	.393	23/12	40-52	1471	1002	398	71	.952	44
1981	47	.303	1478	316	453	78	13	22	290	626	.424	250	12	129	.407	27/16	84-106	1781	1141	577	63	.965	54
1982	41	.314	1240	274	389	58	14	38	237	589	.475	144	12	154	.387	24/14	89-94	1449	960	437	52	.964	45
1983	33	.335	1040	271	348	67	4	63	262	612	.588	149	15	88	.421	18/13	28-35	1153	738	350	65	.943	23
1984	55	.329	1772	428	583	87	11	63	377	881	.497	237	22	211	.410	21/24	92-104	1887	1253	540	94	.950	56
1985	58	.334	1777	450	594	105	9	87	390	978	.550	248	25	215	.431	16/33	79-93	2000	1322	608	70	.965	64
1986	54	.349	1623	499	566	92	13	79	442	921	.567	324	22	241	.456	23/29	153-176	1781	1211	478	92	.948	46
1987	49	.316	1438	339	455	63	4	75	303	751	.522	223	12	250	.409	17/14	69-82	1535	1092	366	77	.950	31
1988	52	.311	1520	377	473	102	8	59	325	768	.505	251	16	296	.412	38/8	42-55	1675	1147	455	73	.956	26
1989	45	.311	1267	308	394	65	2	25	251	538	.425	217	24	184	.417	27/14	70-87	1468	966	432	70	.952	32
1990	60	.333	1842	465	613	131	12	71	399	954	.518	244	37	235	.416	26/26	101-123	2020	1373	573	74	.936	38
1991	53	.312	1550	331	484	82	9	47	277	725	.468	183	35	256	.392	16/21	87-113	1667	1172	417	78	.953	38
1992	50	.302	1541	320	466	94	6	48	290	716	.465	235	22	305	.444	28/20	16-29	1739	1179	480	80	.954	34
1993	56	.293	1750	314	512	84	10	31	282	709	.405	244	31	290	.436	30/24	25-43	1989	1358	556	75	.962	38
1994	50	.305	1765	386	538	99	17	44	336	793	.449	241	27	303	.392	23/24	76-96	1988	1304	579	105	.947	36
1995	51	.292	1642	347	479	112	12	51	310	768	.468	218	51	356	.387	30/23	50-63	1818	1234	505	79	.957	21
1996	54	.332	1840	435	610	127	12	81	387	1004	.546	224	49	349	.413	16/25	76-98	1957	1338	539	80	.959	30
1997	60	.289	2055	413	594	108	19	72	382	956	.465	260	20	457	.373	16/7	48-65	2148	1479	566	103	.952	42
1998	58	.308	1962	469	601	98	12	115	426	1068	.544	260	34	446	.399	30/8	73-97	2186	1461	611	114	.948	42
1999	59	.320	1942	495	621	105	8	118	451	1096	.564	273	56	394	.415	28/20	58-79	2090	1390	597	103	.951	56
2000	56	.287	1831	345	526	100	10	45	300	781	.427	256	31	421	.382	35/11	59-75	2092	1384	603	105	.950	36
2001	55	.289	1741	305	504	92	6	57	260	779	.447	207	34	392	.372	25/19	87-108	2000	1332	583	85	.958	59
2002	58	.294	1878	337	553	95	6	62	302	846	.450	221	33	392	.375	19/24	85-102	1996	1407	589	109	.948	53
2003	54	.282	1741	280	491	89	7	46	255	732	.420	169	34	346	.354	22/16	57-82	1991	1333	566	92	.954	46
2004	58	.305	1884	346	574	84	3	38	304	778	.413	201	42	355	.380	29/25	60-82	2032	1396	552	84	.959	47
2005	58	.303	2024	442	614	89	13	82	406	975	.482	190	53	353	.373	28/32	132-149	2222	1534	588	100	.955	45
2006	63	.332	2383	579	790	157	8	86	524	1221	.512	266	78	422	.413	24/21	49-71	2515	1705	711	99	.961	54
2007	61	.303	2221	395	672	108	8	75	364	1201	.460	234	54	423	.380	18/26	49-65	2327	1651	601	75	.968	45
2008	58	.298	2014	376	600	124	15	60	338	934	.464	241	62	389	.386	24/21	41-65	2193	1528	614	51	.977	53
2009	56	.309	2000	423	617	137	14	67	397	983	.492	227	66	351	.392	26/22	38-61	2161	1492	605	64	.970	46
2010	61	.316	2191	521	692	115	15	100	466	1137	.519	255	102	403	.407	29/29	50-70	2374	1620	695	59	.975	58
2011	62	.292	2130	427	623	149	12	43	386	925	.434	282	58	341	.385	30/40	57-75	2352	1653	642	57	.976	63
2012	58	.273	2038	373	557	125	11	47	339	845	.415	249	59	421	.364	28/22	39-49	2192	1527	603	62	.972	57
2013	62	.292	2083	441	608	151	15	54	398	951	.457	262	71	393	.386	33/23	61-80	2338	1623	667	48	.979	41
2014	57	.261	1955	293	511	98	11	37	269	742	.380	225	61	430	.354	51/12	70-89	2226	1529	623	74	.967	32
2015	55	.266	1810	247	481	83	13	34	228	692	.382	195	46	384	.349	16/40	78-102	1143	1462	637	73	.966	51
2016	58	.266	1978	302	527	93	9	30	273	728	.368	223	61	428	.354	27/26	41-65	2319	1569	682	68	.971	44
2017	56	.267	1911	309	510	96	10	33	275	725	.379	247	52	394	.362	25/31	71-93	2123	1509	553	61	.971	32
2018	63	.296	2158	442	638	131	30	45	397	964	.447	286	87	478	.394	35/25	117-141	2304	1667	581	56	.976	35
2019	60	.289	2096	372	600	130	14	71	349	971	.463	238	47	520	.366	20/38	66-90	2174	1596	516	62	.971	51
2020	17	.305	586	125	179	46	5	14	114	277	.473	81	19	150	.401	4/9	23-31	602	447	135	20	.967	4
2021	53	.274	1768	301	494	106	11	54	268	784	.435	197	44	489	.356	25/18	41-47	1810	1385	484	65	.972	21
2022	56	.274	1900	367	521	113	9	54	333	814	.428	215	79	401	.368	22/18	54-72	2110	1488	563	59	.972	40
2023	62	.285	2089	476	595	89	19	108	439	1046	.501	306	104	514	.397	31/12	75-94	2215	1623	497	95	.957	51
2024	59	.291	1969	516	572	119	10	85	472	966	.439	382	101	458	.424	36/6	73-89	2091	1499	525	67	.968	46

YEAR-BY-YEAR PITCHING

Year	W	L	ERA	GS	CG	SHO	SV	IP	H	R	ER	BB	SO	2B	3B	HR	AB	B/Avg	WP	HBP	BK
1970	10	11	3.33	21	12	4	2	153.2	118	90	57	101	148	12	3	4	582	.202	13	6	4
1971	6	14	5.72	20	7	1	1	151.0	156	165	96	146	122	23	5	14	569	.274	10	13	1
1972	8	24	4.51	32	15	0	1	235.1	292	189	118	101	118	56	12	9	942	.310	15	12	0
1973	15	12	2.66	27	22	2	1	213.0	166	120	63	71	142	14	4	9	802	.207	8	3	1
1974	20	13	4.17	33	12	0	4	246.1	240	160	114	134	158	28	9	14	937	.256	22	14	2
1975	14	12	4.29	26	19	2	1	184.2	186	107	88	73	110	25	1	14	716	.260	11	7	0
1976	19	19	4.60	38	17	1	2	271.2	296	186	139	106	178	44	7	26	1120	.264	13	6	3
1977	19	13	3.57	32	18	5	1	239.2	216	138	95	96	150	27	8	27	897	.241	-	9	-
1978	33	18	3.76	51	30	2	2	377.1	408	245	158	144	271	48	7	39	1508	.271	18	17	2
1979	33	14	3.69	47	17	6	5	339.0	279	167	139	131	274	41	4	30	1277	.218	18	8	2
1980	30	12	3.39	42	21	2	8	333.2	299	189	126	153	186	52	3	26	1231	.243	27	9	1
1981	37	10	2.72	47	12	11	5	280.1	310	151	115	171	261	44	11	17	1393	.223	19	17	3
1982	31	10	3.66	41	17	5	7	320.0	281	163	130	159	209	43	5	27	1219	.231	16	8	2
1983	23	11	4.69	33	7	4	3	246.0	239	168	128	127	172	32	5	24	893	.268	26	16	0
1984	39	16	4.65	55	16	4	9	417.2	445	293	216	236	329	76	6	43	1693	.263	43	26	1
1985	43	15	4.19	58	20	4	4	442.2	445	261	206	168	315	66	6	43	1704	.261	26	16	1
1986	46	8	2.74	54	25	10	2	403.2	368	187	123	147	374	56	5	33	1549	.238	27	7	2
1987	38	10	3.56	48	13	7	9	364.1	326	185	144	175	368	52	6	32	1392	.234	23	15	1
1988	35	17	3.57	52	18	5	5	388.2	339	214	154	150	337	64	3	40	1448	.234	23	15	3
1989	29	16	5.03	45	14	4	8	323.2	355	220	181	140	225	61	2	34	1282	.277	26	16	1
1990	50	10	2.71	60	16	6	14	475.1	380	183	143	159	456	58	5	35	1708	.222	34	19	3
1991	34	19	4.46	53	19	7	9	403.1	362	250	200	202	320	73	10	38	1478	.245	46	40	2
1992	29	21	4.72	50	13	2	9	393.0	442	260	206	153	311	76	10	40	1548	.286	40	42	5
1993	39	17	4.27	56	14	2	13	452.7	441	258	215	194	346	69	7	42	1729	.255	45	44	5
1994	34	16	5.20	50	7	0	12	434.2	506	311	251	193	335	76	11	47	1764	.287	50	34	2
1995	27	23	5.34	51	16	2	4	411.1	449	300	244	167	374	88	17	36	1641	.274	55	42	5
1996	41	13	3.55	54	18	6	5	446.0	389	221	176	174	409	75	3	30	1680	.232	43	33	2
1997	37	23	4.09	60	15	2	10	491.0	503	282	223	226	485	80	7	59	1946	.258	31	46	3
1998	37	21	5.56	58	5	1	11	487.0	536	385	301	271	423	90	6	54	1930	.278	76	54	8
1999	31	28	6.18	59	13	1	3	463.1	561	384	318	246	391	91	9	65	1858	.302	61	38	4
2000	22	34	5.48	56	7	1	4	461.1	526	357	281	201	398	95	9	53	1834	.287	54	64	4
2001	27	28	4.91	55	13	0	4	444.0	521	296	242	167	321	103	12	52	1755	.297	44	44	10
2002	28	30	5.49	58	10	4	8	469.0	595	372	286	153	341	104	12	61	1937	.307	39	46	6
2003	27	27	4.31	54	12	3	5	444.1	474	273	213	146	278	98	10	44	1737	.273	26	33	13
2004	36	22	4.55	58	4	3	10	465.1	522	292	235	149	404	80	12	43	1857	.281	39	31	8
2005	37	21	4.17	58	9	1	11	511.1	509	333	237	222	493	90	8	49	1984	.257	59	41	10
2006	47	16	4.61	63	1	1	14	568.1	574	357	291	277	541	87	5	53	2203	.261	63	56	18
2007	34	27	5.58	61	1	3	11	550.1	601	400	341	245	539	108	5	79	2160	.278	52	49	16
2008	32	26	5.90	58	3	3	13	509.1	595	360	334	215	424	120	13	64	2011	.296	57	49	9
2009	33	23	6.32	56	0	0	13	497.1	594	387	349	234	382	107	7	62	1989	.299	59	52	10
2010	36	25	5.85	61	4	2	8	540.0	615	380	351	199	388	101	13	69	2138	.288	27	63	2
2011	43	19	3.81	62	3	4	10	551.0	530	265	233	205	453	92	11	41	2068	.256	24	48	4
2012	28	30	4.97	58	4	3	10	509.0	558	341	281	199	413	109	16	46	1983	.281	45	57	8
2013	42	20	4.23	62	5	3	13	541.0	530	286	254	211	516	103	13	51	2066	.257	41	50	4
2014	25	32	4.57	57	1	4	8	509.2	531	318	259	192	417	110	9	37	1989	.267	59	56	4
2015	30	25	4.40	55	7	4	10	487.1	517	285	238	162	335	106	8	38	1898	.272	39	39	4
2016	32	26	3.80	58	3	5	15	523.0	544	271	221	164	384	103	8	28	2034	.267	33	46	4
2017	31	35	4.19	56	0	4	18	503.0	502	282	234	191	454	87	9	45	1933	.260	29	43	6
2018	42	21	3.90	63	2	6	15	555.2	518	280	241	230	524	80	9	44	2087	.248	44	52	5
2019	31	29	5.55	60	0	2	13	532.0	586	361	328	283	484	107	12	60	2070	.283	39	68	3
2020	9	8	4.05	17	0	2	3	149.0	131	86	67	66	167	25	2	11	560	.234	13	19	2
2021	27	26	4.52	53	0	2	12	457.2	494	269	232	204	423	78	7	52	1768	.257	44	54	6
2022	32	24	4.97	56	0	0	16	496.0	504	329	274	231	520	116	15	40	1909	.264	68	57	8
2023	40	22	5.51	62	1	2	21	541.0	576	405	331	299	636	100	9	71	2151	.268	93	59	7
2024	37	22	5.60	59	2	3	8	499.2	509	363	311	258	490	119	13	64	1929	.264	45	62	1

Bold indicates team season record



DIVISION I BASEBALL CHAMPIONSHIP

1995 PLAY IN / ATLANTIC I REGIONAL

NCAA Play-In vs. MCC		NCAA Atlantic I Regional	
Dayton, Ohio (2-0)		Tallahassee, Fla. (0-2)	
5/19	Wright State	W, 16-7	5/25 Florida State
5/20	Wright State	W, 6-5	5/26 Ole Miss
			L, 3-18
			L, 5-8

1997 PLAY IN / SOUTH II REGIONAL

NCAA Play-In vs. MCC		NCAA South II Regional	
Troy, Ala. (2-0)		Tuscaloosa, Ala. (0-2)	
5/15	Detroit-Mercy	W, 7-4	5/22 Alabama
5/15	Detroit-Mercy	W, 9-4	5/23 Southern California
			L, 5-8
			L, 2-5

2006 TUSCALOOSA REGIONAL

NCAA Tuscaloosa Regional	
Tuscaloosa, Ala. (2-2)	
6/2	Southern Miss
6/3	Alabama
6/4	Southern Miss
6/5	Alabama
	W, 10-8
	L, 3-4
	W, 6-5
	L, 5-14

2007 OXFORD REGIONAL

NCAA Oxford Regional	
Oxford, Miss. (0-2)	
6/1	Southern Mississippi
6/2	Sam Houston State
	L, 2-14
	L, 6-7

2011 NASHVILLE REGIONAL

NCAA Nashville Regional	
Nashville, Tenn. (1-2)	
6/3	Oklahoma State
6/4	Vanderbilt
6/5	Belmont
	W, 9-2
	L, 2-10
	L, 2-5

2013 TALLAHASSEE REGIONAL

NCAA Tallahassee Regional	
Tallahassee, Fla. (2-2)	
5/31	Alabama
6/1	Florida State
6/2	Alabama
6/2	Florida State
	W, 5-2
	L, 0-11
	W, 9-8
	L, 4-11

2018 ATHENS REGIONAL

NCAA Athens Regional	
Athens, Ga. (1-2)	
6/1	Duke
6/3	Georgia
6/3	Duke
	W, 6-0
	L, 7-11
	L, 6-15

2023 TUSCALOOSA REGIONAL

NCAA Tuscaloosa Regional	
Tuscaloosa, Ala. (1-2)	
6/2	Boston College
6/3	Alabama
6/4	Boston College
	W, 11-10
	L, 8-11
	L, 1-4

RECORD VS. NCAA POSTSEASON OPPONENTS (DIVISION I)

Opponent	W-L	Last Meeting	Opponent	W-L	Last Meeting
Alabama	2-4	2023 (L, 8-11)	Southern Miss	2-1	2007 (L, 2-14)
Belmont	0-1	2011 (L, 2-5)	Vanderbilt	0-1	2011 (L, 2-10)
Boston College	1-1	2023 (L, 1-4)	Wright State	2-0	1995 (W, 6-5)
Detroit-Mercy	2-0	1997 (W, 9-4)	Florida State	1-5	2021 (L, 2-4)
Duke	1-1	2018 (L, 6-15)	Overall	12-18	
Georgia	0-1	2018 (L, 7-11)			
Ole Miss	0-1	1995 (L, 5-8)			
Oklahoma State	1-0	2011 (W, 9-2)			
Sam Houston State	0-1	2007 (L, 6-7)			
Southern California	0-1	1997 (L, 2-5)			



BASEBALL

DIVISION II

1977 NCAA South Regional

Lakeland, Fla. (0-2)

Eckerd College	L, 5-15
Florida Southern	L, 2-3

1978 NCAA South Central Regional

Cleveland, Miss. (3-2)

5/13 Delta State	L, 0-8
5/14 SE Louisiana	W, 4-3
5/15 Mankato State	W, 18-9
5/15 Delta State	W, 10-5
5/16 Delta State	L, 4-8

1979 NCAA South Regional

Jacksonville, Ala. (1-2)

5/12 Jacksonville St.	L, 2-6
5/13 West Alabama	W, 1-0
5/13 Delta State	L, 6-10

1980 NCAA Central Regional

Troy, Ala. (4-1)

5/15 Wright State	W, 8-2
5/16 Bellarmine	L, 6-8
5/16 Wright State	W, 4-3
5/18 Bellarmine	W, 3-1
5/18 Bellarmine	W, 2-1

1980 NCAA Division II

World Series

Riverside, Calif. (1-2)

5/24 FIU	L, 2-8
5/25 Florida Southern	W, 6-3
5/26 New Haven	L, 7-15

1981 NCAA South Central Regional

Troy, Ala. (3-0)

5/8 Indiana Central	W, 4-1
5/9 Northern Kentucky	W, 3-1
5/10 Delta State	W, 5-4

1981 NCAA Division II

World Series

Riverside, Calif. (1-2)

5/22 Eastern Illinois	W, 12-3
5/23 Florida Southern	L, 1-5
5/24 Eastern Illinois	L, 2-5

1983 NCAA South Central Regional

Jacksonville, Ala. (1-2)

4/29 Indiana Central	W, 4-0
4/30 Jacksonville State	L, 4-5
4/30 Wright State	L, 6-7

1984 NCAA South Central Regional

Troy, Ala. (4-1)

5/6 North Alabama	L, 1-2
5/7 Indiana Central	W, 7-6
5/7 Jacksonville State	W, 5-1
5/8 North Alabama	W, 9-3
5/8 North Alabama	W, 9-3

1984 NCAA Division II

World Series

Riverside, Calif. (2-2)

5/13 New Haven	W, 5-4
5/14 South Dakota St.	W, 12-6
5/14 Florida Southern	L, 3-12
5/15 CSU-Northridge	L, 4-11

1985 NCAA South Central Regional

Cleveland, Miss. (3-0)

5/10 North Alabama*	W, 7-6
5/11 Delta State	W, 10-2
5/12 Delta State	W, 10-6
*10 innings	

1985 NCAA Division II

World Series

Montgomery, Ala. (0-2)

5/24 Valdosta State	L, 9-1
5/25 Florida Southern*	L, 5-10
*12 innings	

1986 NCAA South Central Regional

Troy, Ala. (3-0)

5/13 Sam Houston St.	W, 8-7
5/14 Jacksonville St.	W, 13-4
5/15 Sam Houston St.	W, 6-4

1986 NCAA Division II

World Series

Montgomery, Ala. (4-0)

5/23 Mankato State	W, 8-6
5/25 New Haven	W, 7-5
5/26 Sacramento State	W, 9-1
5/28 Columbus College	W, 5-0

1987 NCAA South Central Regional

Cleveland, Miss. (3-0)

5/15 North Alabama	W, 4-0
5/16 SIU-Edwardsville	W, 8-5
5/17 SIU-Edwardsville	W, 3-1

1987 NCAA Division II

World Series

Montgomery, Ala. (4-0)

5/22 Tampa	W, 6-0
5/24 Cal St.-Dom. Hills	W, 6-2
5/25 Wright State	W, 8-7
5/26 Tampa	W, 7-5

1988 NCAA South Central Regional

Cleveland, Miss. (0-2)

5/27 Central Missouri	L, 7-8
5/28 Delta State	L, 7-9

1990 NCAA South Central Regional

Troy, Ala. (2-2)

5/18 Missouri Southern	W, 10-5
5/19 Jacksonville State	W, 6-2
5/19 Jacksonville State	L, 0-5
5/20 Jacksonville State	L, 2-11

1991 NCAA South Central Regional

Cleveland, Miss. (0-2)

5/17 Jacksonville State	L, 0-2
5/17 Delta State	L, 5-11

1993 NCAA South Central Regional (3-0)

Troy, Ala.

5/21 Valdosta State	W, 4-2
5/22 North Alabama	W, 7-6
5/23 North Alabama	W, 7-3

1993 NCAA Division II

World Series

Montgomery, Ala. (2-2)

5/28 Mansfield	W, 5-0
5/29 Tampa	L, 1-13
5/29 Mansfield	W, 7-2
5/30 Tampa	L, 3-4

RECORD VS. NCAA POSTSEASON OPPONENTS (DIVISION II)

Opponent	W-L
Bellarmine	2-1
Cal State-Dom. Hills	1-0
Cal State-Northridge	0-1
Central Missouri	0-1
Columbus College	1-0
Delta State	4-5
Eastern Illinois	1-1
Eckerd College	0-1
Florida International	0-1
Florida Southern	1-4
Indiana Central	3-0
Jacksonville State	3-5
Mankato State	1-0
Mansfield	2-0
Missouri Southern	1-0
New Haven	2-1
North Alabama	6-1
Northern Kentucky	1-0
Sacramento State	1-0
South Dakota State	1-0
SE Louisiana	1-0
SIU-Edwardsville	2-0
Tampa	2-2
Valdosta State	1-1
West Alabama	1-0

CONFERENCE TOURNAMENT APPEARANCES



SUN BELT 17 POSTSEASON APPEARANCES (23-27)

2006 Sun Belt Tournament Bowling Green, Ky. (4-0)

5/24	Western Kentucky	W, 3-2
5/25	New Orleans	W, 9-6
5/26	FIU	W, 9-4
5/27	Middle Tennessee	W, 10-6

2007 Sun Belt Tournament Mobile, Ala. (1-2)

5/23	ULM	W, 7-0
5/24	Louisiana	L, 7-9
5/25	South Alabama	L, 1-4

2008 Sun Belt Tournament Lafayette, La. (0-2)

5/21	Louisiana	L, 1-6
5/22	New Orleans	L, 6-7 (10)

2009 Sun Belt Tournament Troy, Ala. (1-2)

5/20	South Alabama	W, 10-4
5/21	Western Kentucky	L, 11-14
5/22	ULM	L, 1-16

2010 Sun Belt Tournament Murfreesboro, Tenn. (4-2)

5/26	Middle Tennessee	W, 15-4
5/27	Arkansas State	L, 12-2
5/28	Middle Tennessee	W, 6-5
5/29	Arkansas State	W, 12-5
5/29	Arkansas State	W, 12-8 (11)
5/30	FIU	L, 11-14

2011 Sun Belt Tournament Monroe, La. (2-1)

5/25	Little Rock	L, 2-4 (10)
5/26	Florida Atlantic	W, 9-6
5/27	Western Kentucky	W, 4-2

2012 Sun Belt Tournament Bowling Green, Ky. (2-1)

5/25	FIU	W, 6-1
5/26	Arkansas State	W, 8-3
5/27	Middle Tennessee	L, 5-8

2013 Sun Belt Tournament Lafayette, La. (1-2)

5/22	Arkansas State	W, 3-2
5/23	Florida Atlantic	L, 1-3
5/24	Arkansas State	L, 2-3

2014 Sun Belt Tournament Mobile, Ala. (1-2)

5/21	Arkansas State	W, 4-3
5/22	UT Arlington	L, 3-7
5/23	Arkansas State	L, 0-12

2015 Sun Belt Tournament Troy, Ala. (0-2)

5/21	UT Arlington	L, 5-13
5/22	Louisiana	L, 8-12

2016 Sun Belt Tournament San Marcos, Texas (0-2)

5/25	Texas State	L, 6-11
5/26	Arkansas State	L, 12-13

2017 Sun Belt Tournament Statesboro, Ga. (0-1)

5/26	#26 South Alabama	L, 1-9
------	-------------------	--------

2018 Sun Belt Tournament Lafayette, La. (3-1)

5/23	Texas State	W, 5-1
5/24	Louisiana	W, 10-1
5/26	Texas State	W, 10-0
5/27	Coastal Carolina	L, 6-11

2019 Sun Belt Tournament Conway, S.C. (2-2)

5/22	Little Rock	L, 5-6
5/23	Louisiana	W, 10-7
5/24	Little Rock	W, 5-4
5/25	Georgia Southern	L, 0-1

2021 Sun Belt Tournament Montgomery, Ala. (0-2)

5/25	Arkansas State	L, 6-9
5/28	UT Arlington	L, 5-11

2022 Sun Belt Tournament Montgomery, Ala. (1-1)

5/27	Coastal Carolina	W, 6-4
5/28	Georgia Southern	L, 0-8

2023 Sun Belt Tournament Montgomery, Ala. (1-2)

5/24	App State	W, 10-9
5/25	Southern Miss	L, 6-7
5/26	Southern Miss	L, 10-14

2024 Sun Belt Tournament Montgomery, Ala. (1-2)

5/22	App State	W, 6-5
5/23	Southern Miss	L, 5-6
5/24	App State	L, 6-10



ATLANTIC SUN SIX POSTSEASON APPEARANCES (11-12)

1998 A-Sun Tournament Kissimmee, Fla. (3-2)

5/13	Stetson	L, 4-5 (10)
5/14	Florida Atlantic	W, 11-6
5/15	Stetson	W, 8-3
5/15	UCF	W, 12-9
5/16	FIU	L, 4-9

1999 A-Sun Tournament Kissimmee, Fla. (3-2)

5/19	Jacksonville	W, 4-3
5/20	Mercer	L, 3-6
5/21	Florida Atlantic	W, 11-4 (10)
5/21	Mercer	W, 10-9
5/22	Jacksonville	L, 4-9

CONFERENCE TOURNAMENT APPEARANCES

2001 A-Sun Tournament Jacksonville, Fla. (1-2)

5/16	UCF	L, 1-18
5/17	Stetson	W, 5-2
5/18	Jacksonville	L, 6-10

2002 A-Sun Tournament DeLand, Fla. (0-2)

5/22	Stetson	L, 6-7 (10)
5/23	UCF	L, 4-12

2004 A-Sun Tournament DeLand, Fla. (3-2)

5/26	Stetson	L, 2-4
5/27	Campbell	W, 13-11
5/28	Stetson	W, 5-3
5/28	UCF	W, 9-7
5/29	Florida Atlantic	L, 2-21

2005 A-Sun Tournament DeLand, Fla. (1-2)

5/25	Gardner-Webb	L, 2-8
5/26	Georgia State	W, 7-0
5/27	UCF	L, 1-5



MID-CONTINENT THREE POSTSEASON APPEARANCES (8-3)

1995 Mid-Continent Tournament Troy, Ala. (3-0)

5/12	Eastern Illinois	W, 13-6
5/14	Western Illinois	W, 8-7
5/15	Western Illinois	W, 12-9

1996 Mid-Continent Tournament Troy, Ala. (2-2)

5/10	Western Illinois	L, 7-8
5/10	NE Illinois	W, 9-5
5/11	Pace	W, 12-6
5/12	NE Illinois	L, 0-3

1997 Mid-Continent Tournament Chicago, Ill. (3-1)

5/9	Western Illinois	W, 15-3
5/10	NE Illinois	W, 5-2
5/11	NE Illinois	L, 3-7
5/11	NE Illinois	W, 9-3



GULF SOUTH 12 POSTSEASON APPEARANCES (29-14)

1978 GSC Tournament Cleveland, Miss. (0-2)

5/5	Delta State	L, 6-8
5/6	West Alabama	L, 2-4

1979 GSC Tournament Livingston, Ala. (0-2)

5/4	Delta State	L, 3-10
5/5	West Alabama	L, 5-10

1980 GSC Championship Troy, Ala. (2-0)

5/2	Jacksonville State	W, 11-3
5/3	Jacksonville State	W, 8-3

1981 GSC Tournament Cleveland, Miss. (4-1)

4/23	Jacksonville State	W, 9-0
4/24	Delta State	L, 7-8
4/25	West Alabama	W, 19-7
4/26	Delta State*	W, 8-6
4/26	Delta State	W, 3-2
	*10 innings	

1982 GSC Tournament Jacksonville, Ala. (4-0)

4/22	West Alabama	W, 8-5
4/23	Delta State	W, 15-6
4/24	Jacksonville State	W, 5-2
4/24	Jacksonville State	W, 14-2

1984 GSC Tournament Divisional Tournament Valdosta, Ga. (2-2)

4/27	Valdosta State	W, 8-5
4/28	Mississippi College	L, 3-11
4/28	Valdosta State	W, 7-4
4/29	Mississippi College	L, 7-22

1985 GSC Divisional Tournament Livingston, Ala. (3-1)

4/26	West Alabama	W, 7-3
4/27	Mississippi College	W, 10-7
4/27	Valdosta State	L, 3-10
4/28	Valdosta State	W, 10-1

1985 GSC Championship Troy, Ala. (0-2)

5/3	Delta State	L, 5-6
5/4	Delta State	L, 7-8

1986 GSC Divisional Tournament Clinton, Miss. (3-0)

4/25	Miss. College	W, 13-5
4/26	Valdosta State	W, 10-4
4/27	Valdosta State	W, 13-10

1986 GSC Championship Jacksonville, Ala. (2-0)

5/2	Jacksonville State	W, 27-8
5/3	Jacksonville State	W, 7-6

1987 GSC Tournament Troy, Ala. (3-0)

5/3	Delta State	W, 2-0
5/4	North Alabama	W, 13-8
5/5	North Alabama	W, 8-4

1988 GSC Tournament Cleveland, Miss. (3-2)

5/6	Delta State	L, 2-3
5/7	West Alabama	W, 20-8
5/7	Jacksonville State	W, 8-6
5/8	Delta State	W, 10-2
5/8	Delta State	L, 6-8

1990 GSC Tournament Florence, Ala. (3-0)

5/4	Delta State	W, 2-0
5/5	North Alabama	W, 13-8
5/6	North Alabama	W, 8-4

1991 GSC Tournament Troy, Ala. (0-2)

5/2	North Alabama	L, 1-5
-----	---------------	--------

AWARD WINNERS

COLLEGE WORLD SERIES ALL-TOURNAMENT

1986	Warren Arrington, CF
	Vince Kindred, LF
	Mike Perez, P
	Jody Ryan, P
	Wendell Stephens, 3B (MOP)
	Ron Warren, P
1987	Lou Henry, SS
	Jude Rinaldi, 1B (MOP)
	Mark Smartt, 2B
	James Wray, P

COACH OF THE YEAR

National Coach of the Year

Chase Riddle	1986, 1987
John Mayotte	1993

Regional Coach of the Year

Chase Riddle	1980, 1981, 1982, 1985, 1986, 1987
--------------	---------------------------------------

Bobby Pierce	2011
--------------	------

Conference Coach of the Year

Chase Riddle	1980, 1981, 1982, 1986, 1987
John Mayotte	1994, 1996, 1997
Bobby Pierce	2005, 2006, 2011

ALL-REGION

1988 South Central

Keith Baker, OF (3rd)
Rodney Brooks, P (2nd)
Steve Eaton, 3B (2nd)
Steve Fanning, SS (3rd)
James Wray, P (1st)

1990 South Central

Scott Ates, OF (1st)
Keith Black, 2B (1st)
James Coachman, 3B (2nd)
Stoney Melton, P (1st)
Joel Smith, C (1st)
Ward Thigpen, P (1st)

1991 South Central

Andy Dolson, P
Jody Singleton, RF

1996 ABCA South Region

Reggie Hightower, OF
Dean Cordova, P

2001 ABCA South Region

Jason Bernard, P (2nd)

2005 ABCA South Region

Brent Adcock (2nd)
Adam Godwin (2nd)
Henry Gutierrez (2nd)

2011 ABCA South Central Region

Adam Bryant, SS (1st)
Tyler Hannah, 3B (1st)
Tyler Ray, SP (1st)

2012 ABCA South Central Region

Danny Collins, 3B (1st)

2013 ABCA South Central Region

Danny Collins, OF (1st)
Logan Pierce, 3B (1st)
Tyler Vaughn, SS (2nd)

2017 ABCA South Central Region

Andrew Crane, SP (2nd)

2018 ABCA South Central Region

Joey Denison, OF (1st)
Matt Sanders, SS (2nd)
Drew Frederic, 3B (2nd)

2021 ABCA Southeast Region

Logan Cerny, OF (1st)

2023 ABCA Southeast Region

Shane Lewis, OF (1st)

2024 ABCA Southeast Region

Brooks Bryan (1st)

YEAR-BY-YEAR RESULTS

Year	Coach	Overall				Conference			Conf. Pct.	Finish
		W	L	T	Pct.	W	L	T		
1954	Paul Nix	13	3	0	.812					
1955	Paul Nix	9	9	0	.500					
1956	Paul Nix	9	9	0	.500					
1957	Paul Nix	17	5	0	.773					
1958	Paul Nix	18	3	0	.857					
1959	Paul Nix	13	8	0	.619					
1960	Paul Nix	13	8	0	.619					
1961	Melvin Lucas	17	7	0	.708					1st
1962	Melvin Lucas	20	8	0	.714					1st
1963	Melvin Lucas	14	6	0	.700					
1964	Melvin Lucas	11	9	0	.550					1st
1965	Billy G. Williams	11	8	0	.579					
1966	Billy G. Williams	10	11	0	.524					
1967	Phillip Creel	12	10	0	.545					
1968	Phillip Creel	9	17	0	.346					
1969	Frank Rosado	12	10	0	.545					
1970	Frank Rosado	10	11	0	.476	5	3	0	.625	
1971	Bo Gaylard	7	14	0	.333	1	8	0	.111	
1972	Bob Boothe	8	24	0	.250	2	10	0	.167	
1973	Joe Hollis	15	12	0	.555	6	7	0	.462	
1974	Joe Hollis	20	13	0	.606	9	5	0	.643	
1975	Larry Maier	14	12	0	.538	9	5	0	.643	
1976	Joe Hollis	19	19	0	.500	10	6	0	.625	
1977	Joe Hollis	19	13	0	.594	9	5	0	.643	^
1978	Joe Hollis	33	18	0	.647	8	5	0	.615	2nd-E ^
1979	Chase Riddle	33	14	0	.702	11	5	0	.688	2nd-E ^
1980	Chase Riddle	30	12	0	.714	12	2	0	.857	1st \$^
1981	Chase Riddle	37	10	0	.787	12	0	0	1.000	1st \$^
1982	Chase Riddle	31	10	0	.756	8	3	0	.727	1st \$
1983	Chase Riddle	23	11	1	.700	5	3	1	.600	^
1984	Chase Riddle	39	16	0	.709	8	2	0	.800	^
1985	Chase Riddle	43	15	0	.759	4	2	0	.667	\$^
1986	Chase Riddle	46	8	0	.852					#\$^
1987	Chase Riddle	38	10	1	.781	8	5	0	.615	1st-E # \$^
1988	Chase Riddle	35	17	0	.673	9	4	0	.692	2nd-E ^
1989	Chase Riddle	29	16	0	.644	6	8	0	.429	\$
1990	Chase Riddle	50	10	0	.836	9	3	0	.750	2nd-E ^
1991	John Mayotte	34	19	0	.642	10	2	0	.833	1st-E ^
1992	John Mayotte	29	21	0	.580					
1993	John Mayotte	39	17	0	.696					^
1994	John Mayotte	34	16	0	.680	5	1	0	.833	1st-Trn. \$
1995	John Mayotte	27	23	1	.539	13	6	0	.684	2nd-E \$^
1996	John Mayotte	41	13	0	.759	18	2	0	.900	1st-E
1997	John Mayotte	37	23	0	.612	8	6	0	.571	1st-E \$^
1998	John Mayotte	37	21	0	.638	13	7	0	.650	1st-W
1999	John Mayotte	31	28	0	.525	15	15	0	.500	5th
2000	John Mayotte	22	34	0	.393	11	16	0	.407	7th
2001	John Mayotte	27	28	0	.491	12	15	0	.444	T-6th
2002	John Mayotte	28	30	0	.483	16	14	0	.533	4th
2003	Bobby Pierce	27	27	0	.500	16	17	0	.484	7th
2004	Bobby Pierce	36	22	0	.621	15	15	0	.500	5th
2005	Bobby Pierce	37	21	0	.638	23	7	0	.767	1st
2006	Bobby Pierce	47	16	0	.746	20	4	0	.833	1st \$^
2007	Bobby Pierce	34	27	0	.566	16	14	0	.533	T-2nd ^
2008	Bobby Pierce	32	26	0	.552	18	12	0	.600	3rd
2009	Bobby Pierce	33	23	0	.589	18	10	0	.643	T-3rd
2010	Bobby Pierce	36	25	0	.590	16	14	0	.533	T-4th
2011	Bobby Pierce	43	19	0	.694	21	9	0	.700	1st ^
2012	Bobby Pierce	28	30	0	.483	14	16	0	.467	6th
2013	Bobby Pierce	42	20	0	.677	20	10	0	.667	1st ^
2014	Bobby Pierce	25	32	0	.439	11	18	0	.379	6th
2015	Bobby Pierce	30	25	0	.545	18	10	0	.643	2nd
2016	Mark Smartt	32	26	0	.552	17	13	0	.567	4th
2017	Mark Smartt	31	25	0	.553	16	14	0	.533	4th-E
2018	Mark Smartt	42	21	0	.667	19	11	0	.633	2nd-E ^
2019	Mark Smartt	31	29	0	.517	16	14	0	.533	3rd-E
*2020	Mark Smartt	9	8	0	.529	0	0	0	.000	NA
2021	Mark Smartt	27	26	0	.509	13	11	0	.542	3rd-E

Year	Coach	Overall				Conference			Conf. Pct.	Finish
		W	L	T	Pct.	W	L	T		
2022	Skylar Meade	32	24	0	.571	15	15	0	.500	6th
2023	Skylar Meade	40	22	0	.645	18	12	0	.600	3rd ^
2024	Skylar Meade	37	22	0	.627	18	12	0	.600	3rd

\$ Conference Tournament Champions

^ NCAA Regional

NCAA National Champions

*Remainder of season canceled due to COVID-19 Pandemic

COACHING RECORDS

Head Coach	W	L	T	Pct.	Years
Bobby Pierce	450	313	0	.590	2003-2015 (13)
Chase Riddle	434	149	2	.744	1979-1990 (12)
John Mayotte	386	273	1	.586	1991-2002 (12)
Mark Smartt	172	135	0	.560	2016-2021 (6)
Skylar Meade	109	68	0	.615	2022-24 (3)
Joe Hollis	106	75	0	.586	1973-74, 76-78 (5)
Paul Nix	92	45	0	.672	1954-60 (7)
Melvin Lucas	62	30	0	.674	1961-64 (4)
Frank Rosado	22	21	0	.512	1969-70 (2)
Billy G. Williams	21	19	0	.525	1965-66 (2)
Phillip Creel	21	27	0	.438	1967-68 (2)
Larry Maier	14	12	0	.538	1975 (1)
Bob Boothe	8	24	0	.250	1972 (1)
Bo Gaylard	7	14	0	.333	1971 (1)

CONFERENCE AFFILIATION HISTORY

1961-70	Alabama Intercollegiate Conference
1971	Gulf South Conference (No conference games)
1972-91	Gulf South Conference
1992-93	Division II Independent
1994	East Coast Conference
1995-97	Mid-Continent Conference
1998-2005	Atlantic Sun Conference
2006-present	Sun Belt Conference



1970 • 10-11 / 5-3 GSC

4/2	at	Montevallo	L, 7-8
4/2	at	Montevallo	W, 3-1
4/3		Birmingham-Southern	L, 1-13
4/7	at	St. Bernard	L, 0-8
4/10	*	North Alabama	W, 12-6
4/11	*	West Alabama	L, 2-7
4/11	*	West Alabama	L, 3-8
4/14	at	Huntingdon	W, 2-1
4/14	at	Huntingdon	L, 3-8
4/20	*	Jacksonville State	W, 4-3
4/20	*	Jacksonville State	W, 2-1
4/23		Athens State	W, 1-0
4/25	*	at West Alabama	L, 2-4
4/25	*	at West Alabama	W, 2-0
4/28		Huntingdon	L, 3-7
4/28		Huntingdon	W, 11-1
5/1	*	North Alabama	W, 5-3
5/5	at	Birmingham-Southern	L, 1-7
5/9		St. Bernard	L, 2-4
5/16		Montevallo	W, 13-0
5/16		Montevallo	L, 1-4

1971 • 7-14 / 1-8 GSC

3/27		Alma College	L, 2-3
3/30		Fort Rucker	W, 21-13
4/2	*	at North Alabama	L, 1-4
4/4	at	Birmingham-Southern	L, 5-17
4/9	*	Jacksonville State	L, 2-18
4/13		Huntingdon	W, 5-1
4/16	*	at Jacksonville State	L, 1-11
4/16	*	at Jacksonville State	L, 7-18
4/20	at	St. Bernard	L, 2-5
4/20	at	St. Bernard	L, 1-5

4/24	*	West Alabama	L, 6-20
4/27	at	Huntingdon	L, 4-11
4/27	at	Huntingdon	L, 4-11
5/1		St. Bernard	W, 8-6
5/4		Birmingham-Southern	W, 6-5
5/5	*	West Alabama	L, 0-4
5/5	*	West Alabama	L, 3-15
5/7		Fort Rucker	W, 8-5
5/10	*	North Alabama	L, 0-1
5/10	*	North Alabama	W, 2-0
5/12		Athens State (forfeit)	W, 9-0

* Gulf South Game

1972 • 13-3 / 2-10 GSC

3/11	at	Montevallo	L, 5-6
3/11	at	Montevallo	L, 6-9
3/18		St. Bernard	L, 3-7
3/18		St. Bernard	L, 0-4
3/25		Huntingdon (Ind.)	W, 5-3
3/26		Huntingdon (Ind.)	L, 6-9
3/27		Huntingdon (Ind.)	W, 9-5
3/28		Huntingdon	L, 4-5
3/28		Huntingdon	L, 3-4
4/4		Montevallo	W, 6-5
4/4		Montevallo	L, 3-16
4/10		Athens State	W, 2-1
4/10		Athens State	W, 5-2
4/11	*	Jacksonville State	L, 0-1
4/11	*	Jacksonville State	L, 0-2
4/17	*	North Alabama	L, 4-5
4/17	*	North Alabama	W, 7-3
4/18	*	West Alabama	L, 7-8
4/18	*	West Alabama	L, 3-12
4/20		Birmingham-Southern	L, 6-7
4/21	*	North Alabama	L, 7-9
4/21	*	North Alabama	W, 6-5

4/22	*	Jacksonville State	L, 5-10
4/23	*	at North Alabama	L, 4-6
4/25	*	West Alabama	L, 3-5
4/25	*	West Alabama	L, 4-5
4/27		Athens State	L, 0-1
4/27		Athens State	W, 7-6
4/29		Columbus State	L, 3-6
5/9	at	Huntingdon	L, 1-5
5/9	at	Huntingdon	L, 4-6
5/12		Birmingham-Southern	L, 3-14

* Gulf South Game

1973 • 15-12 / 6-7 GSC

3/17	*	at North Alabama	W, 14-2
3/17	*	at North Alabama	W, 7-3
3/21	*	at Jacksonville State	L, 2-3
3/23		Huntingdon	L, 6-9
3/24	*	West Alabama	W, 2-0
3/24	*	West Alabama	W, 5-1
3/26		Huntingdon (Ind.)	W, 4-2
3/26		Huntingdon (Ind.)	W, 6-5
3/27	at	Montevallo	W, 9-7
3/28		West Georgia	L, 1-4
4/4	at	Birmingham-Southern	L, 2-12
4/9		Montevallo	W, 12-11
4/11	at	UAB	L, 7-9
4/14	*	at West Alabama	L, 1-5
4/14	*	at West Alabama	W, 3-2
4/17		UAB	W, 6-2
4/21	*	UT-Martin	L, 2-5
4/21	*	UT-Martin	L, 0-2
4/26		State Ambrose	W, 7-2
4/26		State Ambrose	W, 11-0
4/27		State Ambrose	L, 3-7
4/27		State Ambrose	W, 6-2
4/28	*	at UT-Martin	W, 2-1
4/28	*	at UT-Martin	L, 3-4
4/29	*	North Alabama	L, 2-5
4/29	*	North Alabama	L, 10-11
5/1		Birmingham-Southern	W, 6-4

* Gulf South Game

1974 • 20-13 / 9-5 GSC

3/2	at	Florida State	L, 2-11
3/2	at	Florida State	L, 2-9
3/10		Montevallo	W, 2-1
3/10		Montevallo	W, 4-2
3/11		Oakland	W, 10-5
3/11		Oakland	W, 2-1
3/16	*	West Alabama	W, 6-4
3/16	*	West Alabama	L, 6-11
3/18		Tennessee State	W, 3-2
3/18		Tennessee State	W, 4-3
3/19	at	Huntingdon	W, 6-5
3/20		Tennessee State	W, 18-5
3/23	*	Jacksonville State	W, 7-1
3/23	*	Jacksonville State	L, 0-4
3/29	*	at North Alabama	L, 1-9
3/29	*	at North Alabama	L, 0-4
3/30	*	at UT-Martin	W, 6-4
3/30	*	at UT-Martin	W, 5-3
4/2		UAB	W, 11-4
4/6	*	North Alabama	W, 3-2
4/6	*	North Alabama	W, 6-4
4/10	*	at Jacksonville State	L, 2-3
4/10	*	at Jacksonville State	W, 8-5
4/16	at	UAB	W, 6-2
4/18		Huntingdon	W, 17-1
4/19		South Alabama	L, 0-10
4/19		South Alabama	L, 5-11
4/25		Birmingham-Southern	L, 3-12



4/27 * UT-Martin W, 4-3
 4/27 * UT-Martin W, 3-1
 4/29 at Athens State L, 1-2
 4/29 at Athens State L, 2-3
 5/2 Birmingham-Southern L, 0-11
 * Gulf South Game

1975 • 14-12 / 9-5 GSC

3/15 * North Alabama W, 4-1
 3/15 * North Alabama W, 4-1
 3/22 * at Jacksonville State W, 3-1
 3/22 * at Jacksonville State L, 2-12
 3/25 Huntingdon (Ind.) L, 5-7
 3/25 Huntingdon (Ind.) W, 4-2
 3/26 Benedictine W, 7-4
 3/29 * UT-Martin W, 2-1
 3/29 * UT-Martin L, 3-4
 4/1 Alabama L, 1-3
 4/1 Alabama L, 0-3
 4/2 Montevallo W, 5-0
 4/2 Montevallo L, 1-4
 4/7 Huntingdon W, 5-4
 4/12 * at North Alabama W, 6-5
 4/12 * at North Alabama W, 7-0
 4/19 * Jacksonville State W, 3-2
 4/19 * Jacksonville State L, 3-7
 4/21 at Auburn W, 5-3
 4/23 * at UT-Martin L, 0-9
 4/23 * at UT-Martin L, 4-9
 4/26 Huntingdon L, 2-8
 4/28 at Montevallo L, 4-5
 4/28 at Montevallo L, 6-8
 5/1 * West Alabama W, 9-2
 5/1 * West Alabama W, 10-2
 * Gulf South Game

1976 • 19-19 / 10-6 GSC

3/5 at Auburn L, 0-12
 3/12 Bellarmine L, 5-7
 3/12 Bellarmine L, 0-8
 3/13 at Spring Hill L, 4-6
 3/13 at Spring Hill W, 8-1
 3/17 Mercyhurst W, 9-2
 3/17 Mercyhurst W, 5-3
 3/18 Mercyhurst L, 2-9
 3/18 Mercyhurst W, 2-1
 3/21 * at UT-Martin L, 1-2
 3/21 * at UT-Martin W, 3-1
 3/22 Huntingdon (Ind.) W, 4-3
 3/22 Huntingdon (Ind.) W, 7-6
 3/23 Huntingdon (Ind.) L, 1-7
 3/27 * Jacksonville State L, 1-5
 3/27 * Jacksonville State L, 0-4
 3/31 * at West Alabama L, 4-7
 3/31 * at West Alabama L, 4-7
 4/3 at Georgia Tech W, 10-5
 4/10 Spring Hill W, 6-5
 4/10 Spring Hill L, 2-3
 4/14 * at Jacksonville State L, 4-5
 4/14 * at Jacksonville State W, 10-7
 4/15 at Birmingham-Southern L, 1-6
 4/17 * UT-Martin W, 2-0
 4/17 * UT-Martin W, 3-2
 4/21 * at North Alabama W, 3-1
 4/21 * at North Alabama W, 7-1
 4/24 at Huntingdon L, 1-2
 4/28 * West Alabama W, 4-2
 4/28 * West Alabama W, 6-5
 4/29 Birmingham-Southern L, 6-13
 5/1 * North Alabama W, 8-1
 5/1 * North Alabama W, 5-2

5/3 Huntingdon W, 2-1
 5/14 at South Alabama L, 4-7
 5/14 at South Alabama L, 1-11
 5/15 at South Alabama L, 4-16
 * Gulf South Game

1977 • 19-13 / 9-5 GSC

3/8 at Jacksonville L, 1-4
 3/8 at Jacksonville W, 2-1
 3/18 Austin Peay W, 6-2
 3/19 % Marietta W, 2-1
 3/19 % Monmouth W, 16-13
 3/21 Huntingdon (Ind.) W, 11-8
 3/21 Huntingdon (Ind.) W, 3-2
 3/23 at Shorter W, 4-0
 3/23 at Shorter W, 6-4
 3/26 * North Alabama W, 5-0
 3/26 * North Alabama W, 5-0
 3/29 at Florida State L, 0-8
 3/30 at Florida State L, 2-6
 4/2 * West Alabama W, 2-1
 4/2 * West Alabama L, 2-5
 4/6 * at Jacksonville State L, 1-8
 4/6 * at Jacksonville State W, 3-2
 4/7 Huntingdon W, 7-4
 4/9 * UT-Martin W, 2-1
 4/9 * UT-Martin W, 11-8
 4/11 Ga. Southwestern L, 2-8
 4/13 * at West Alabama L, 0-2
 4/13 * at West Alabama W, 1-0
 4/16 * Jacksonville State W, 3-2
 4/16 * Jacksonville State L, 0-9
 4/18 at Auburn L, 1-4
 4/25 at Ga. Southwestern W, 5-2
 4/28 at Mississippi L, 3-12
 4/30 * at North Alabama L, 2-3
 4/30 * at North Alabama W, 5-0
 5/2 at Eckerd L, 5-15
 5/2 at Florida Southern L, 2-3
 * Gulf South Game
 % - Panama City, Fla.

1978 • 33-18 / 8-5 GSC

3/5 Huntingdon L, 5-6
 3/11 at Tuskegee W, 4-3
 3/11 at Tuskegee W, 7-1
 3/12 Campbellsville W, 13-0
 3/12 Campbellsville W, 16-4
 3/18 at West Georgia L, 2-6
 3/19 Shorter W, 6-1
 3/19 Shorter W, 4-3
 3/20 Huntingdon W, 8-7
 3/20 Huntingdon W, 7-6
 3/22 at Alabama L, 4-5
 3/22 at Alabama L, 5-6
 3/23 % Maryville W, 3-1
 3/24 % Union W, 13-9
 3/25 % Maryville W, 16-4
 3/25 % Union W, 14-7
 3/26 % at Montevallo W, 6-0
 3/26 % at Montevallo W, 7-2
 3/29 * Jacksonville State W, 5-2
 3/29 * Jacksonville State W, 15-6
 3/31 ^ Oakland W, 14-3
 3/31 ^ Illinois College W, 23-1
 4/4 * at West Alabama L, 4-7
 4/4 * at West Alabama L, 2-7
 4/6 at Huntingdon L, 7-12
 4/8 * North Alabama W, 9-2
 4/8 * North Alabama W, 10-2
 4/9 West Georgia W, 12-6

4/12 * at Jacksonville State L, 0-6
 4/15 & Miami L, 4-12
 4/15 at Georgia Tech W, 5-4
 4/20 at Auburn L, 1-4
 4/22 * UT-Martin W, 5-1
 4/22 * UT-Martin W, 12-11
 4/23 at Jacksonville W, 3-1
 4/23 at Jacksonville L, 1-2
 4/25 Tuskegee W, 5-3
 4/25 Tuskegee W, 5-4
 4/26 * West Alabama W, 8-7
 4/26 * West Alabama L, 7-10
 4/29 * at UT-Martin W, 5-4
 4/29 * at UT-Martin L, 1-2
 5/2 Jacksonville W, 7-1
 5/2 Jacksonville L, 8-9
 5/5 ! at Delta State L, 6-8
 5/6 ! West Alabama L, 2-4
 5/13 \$ at Delta State L, 0-8
 5/14 \$ SE Louisiana W, 4-3
 5/15 \$ Mankota State W, 18-9
 5/15 \$ at Delta State W, 10-5
 5/16 \$ at Delta State L, 4-8

* Gulf South Game
 % - Montevallo Classic, Montevallo, Ala.
 ^ - Panama City, Fla.
 & - Atlanta, Ga.
 ! - Gulf South Tournament, Cleveland, Miss.
 \$ - NCAA South Central Region Tournament, Cleveland, Miss.

1979 • 33-14 / 11-5 GSC

NCAA Division II Regionals

2/28 at Florida State L, 4-6
 2/28 at Florida State L, 0-12
 3/6 Huntingdon W, 15-4
 3/10 Northern Kentucky L, 1-4
 3/10 Northern Kentucky W, 7-3
 3/11 Campbellsville W, 27-2
 3/17 Butler W, 8-4
 3/17 Butler W, 4-1
 3/18 UAB W, 16-1
 3/21 * UT-Martin W, 7-2
 3/21 * UT-Martin W, 11-6
 3/22 % Ill. Benedictine W, 8-1
 3/23 % Pikeville W, 11-0
 3/24 % Ill. Benedictine W, 12-1
 3/24 % Pikeville W, 14-0
 3/25 % at Montevallo W, 6-1
 3/25 % at Montevallo W, 12-5
 3/27 Oakland W, 12-6
 3/28 * Jacksonville State W, 3-1
 3/28 * Jacksonville State W, 6-5
 3/31 Ga. Southwestern W, 8-2
 3/31 Ga. Southwestern W, 9-4
 4/1 at Tuskegee W, 10-1
 4/1 at Tuskegee W, 6-4
 4/7 * at North Alabama L, 0-2
 4/7 * at North Alabama W, 11-2
 4/11 * West Alabama L, 1-2
 4/11 * West Alabama W, 5-0
 4/12 at Columbus State L, 1-7
 4/14 at Alabama W, 5-2
 4/14 at Alabama W, 3-0
 4/17 Columbus State W, 4-3
 4/19 * at Jacksonville State L, 4-8
 4/19 * at Jacksonville State W, 5-1
 4/21 * at UT-Martin W, 5-2
 4/21 * at UT-Martin W, 13-3
 4/25 * at West Alabama L, 2-3

4/25	*	at West Alabama	L, 0-4
4/28	*	North Alabama	W, 1-0
4/28	*	North Alabama	W, 10-3
4/30	at	Auburn	L, 2-3
5/1		Tuskegee	W, 11-10
5/5	!	Delta State	L, 3-10
5/5	!	at West Alabama	L, 5-10
5/11	\$	at Jacksonville State	L, 2-6
5/12	\$	West Alabama	W, 1-0
5/12	\$	Delta State	L, 6-10

* Gulf South Game

% - Univ. of Montevallo Classic, Montevallo, Ala.

! - Gulf South Tournament, Livingston, Ala.

\$ - NCAA South Central Region Tournament, Jacksonville, Ala.

1980 • 30-12 / 12-2 GSC

GSC Champions

NCAA Division II World Series

2/27	at	Florida State	L, 3-5
2/27	at	Florida State	L, 9-11
3/9		Huntingdon	W, 4-2
3/14	* at	Miss. College	W, 4-3
3/14	* at	Miss. College	W, 4-1
3/15	* at	Miss. College	W, 2-0
3/17		Huntingdon (Ind.)	W, 5-2
3/17		Huntingdon (Ind.)	W, 10-3
3/21	*	North Alabama	W, 4-3
3/21	*	North Alabama	L, 4-8
3/22	*	North Alabama	W, 7-5
3/23		Western Kentucky	L, 3-4
3/25	at	Ga. Southwestern	W, 6-1
3/25	at	Ga. Southwestern	W, 9-7
3/31		Eastern Illinois	W, 5-4
3/31		Eastern Illinois	W, 16-1
4/1		Eastern Illinois	W, 10-8
4/1		Eastern Illinois	W, 5-4
4/2		Eastern Illinois	L, 2-4
4/5	* at	Jacksonville State	W, 3-2
4/5	* at	Jacksonville State	W, 5-2
4/6	* at	Jacksonville State	W, 8-6
4/16	at	Auburn	L, 2-6
4/18	*	Delta State	W, 12-1
4/18	*	Delta State	L, 0-8
4/19	*	Delta State	W, 24-8
4/21	at	Huntingdon	W, 6-2
4/25	*	West Alabama	W, 5-3
4/25	*	West Alabama	W, 2-0
4/29		Florida State	W, 5-3
4/29		Florida State	L, 3-12
5/1	!	Jacksonville State	W, 11-3
5/2	!	Jacksonville State	W, 8-3
5/3	at	UAB	L, 5-13
5/15	\$	Wright State	W, 8-2
5/16	\$	Bellarmine	L, 5-6
5/16	\$	Wright State	W, 4-3
5/17	\$	Bellarmine	W, 3-1
5/17	\$	Bellarmine	W, 2-1
5/24	%	FIU	L, 2-8
5/25	%	Florida Southern	W, 6-3
5/26	%	New Haven	L, 7-15

* Gulf South Game

! - Gulf South Championship, Troy, Ala.

\$ - NCAA Division II Central Region Tournament, Troy, Ala.

% - NCAA DII National Champ., Riverside, Calif.

1981 • 37-10 / 12-0 GSC

GSC Champions

NCAA Division II World Series

3/1		Auburn	L, 5-6
3/5		SE Louisiana	L, 1-2
3/5		SE Louisiana	L, 1-5
3/7	at	West Georgia	W, 9-6
3/8		Manchester	W, 8-0
3/8		Manchester	W, 10-0
3/11		Huntingdon	W, 13-3
3/13		Western Kentucky	W, 10-5
3/14	%	Butler	W, 8-7
3/15		Campbellsville	W, 10-2
3/17		Benedictine	W, 9-5
3/17		Benedictine	W, 5-0
3/21	*	Jacksonville State	W, 9-6
3/21	*	Jacksonville State	W, 6-0
3/24		UAB	L, 1-7
3/27		Ga. Southwestern	W, 14-3
3/27		Ga. Southwestern	W, 6-0
3/28	*	West Alabama	W, 2-0
3/28	*	West Alabama	W, 6-2
3/31		West Georgia	W, 3-0
4/4	* at	Jacksonville State	W, 1-0
4/4	* at	Jacksonville State	W, 9-2
4/7	at	Huntingdon	W, 14-2
4/8	*	North Alabama	W, 8-0
4/8	*	North Alabama	W, 6-3
4/11	* at	West Alabama	W, 8-2
4/11	* at	West Alabama	W, 1-0
4/13	* at	North Alabama	W, 4-0
4/13	* at	North Alabama	W, 9-5
4/14		Columbus State	W, 7-3
4/15		Tuskegee	W, 20-6
4/16	at	Auburn	L, 10-15
4/19	at	Tuskegee	L, 1-2
4/19	at	Tuskegee	W, 5-2
4/21	at	Columbus State	W, 3-2
4/23	!	Jacksonville State	W, 9-0
4/24	!	at Delta State	L, 7-8
4/24	!	West Alabama	W, 19-7
4/25	!	at Delta State	W, 8-6
4/25	!	at Delta State	W, 3-2
5/5	at	UAB	L, 0-3
5/7	\$	Indiana Central	W, 4-1
5/8	\$	Northern Kentucky	W, 3-1
5/9	\$	Delta State	W, 5-4
5/14	^	Eastern Illinois	W, 12-3
5/15	^	Florida Southern	L, 1-5
5/15	^	Eastern Illinois	L, 3-8

* Gulf South Game

! - Gulf Coast Championship, Cleveland, Miss.

\$ - NCAA Central Regional Tournament, Troy, Ala.

^ - NCAA Division II College World Series, Riverside, Calif.

1982 • 31-10 / 8-3 GSC

GSC Champions

NCAA Division II World Series

3/3		Auburn	W, 5-4
3/13	*	Mississippi College	W, 6-1
3/14	*	Mississippi College	W, 5-3
3/14	*	Mississippi College	W, 7-1
3/15		Southwest Baptist	W, 15-2
3/16		Southwest Baptist	W, 5-2
3/16		Southwest Baptist	W, 10-0
3/17		Austin Peay	W, 7-1
3/19	%	Ripon	W, 12-0
3/19	%	Brooklyn	W, 5-3
3/20	%	Otterbein	W, 12-0

3/21	%	Tennessee Tech	W, 5-4
3/21	%	Otterbein	W, 8-5
3/23	* at	Jacksonville State	L, 7-12
3/23	* at	Jacksonville State	W, 8-1
3/25		Wright State	W, 7-4
3/27	*	West Alabama	W, 2-0
3/27	*	West Alabama	L, 1-5
3/28		Eastern Illinois	W, 3-0
3/29		Eastern Illinois	L, 4-10
3/30		Eastern Illinois	L, 4-8
4/3	*	Jacksonville State	W, 7-5
4/3	*	Jacksonville State	W, 5-4
4/4		Valdosta State	L, 6-18
4/6		Birmingham-Southern	W, 11-7
4/7		UAB	W, 6-5
4/10	at	Columbus State	W, 5-1
4/16	at	Tuskegee	W, 8-1
4/16	at	Tuskegee	L, 1-2
4/17	* at	West Alabama	L, 5-6
4/17	* at	West Alabama	W, 6-5
4/22	!	West Alabama	W, 8-5
4/23	!	Delta State	W, 15-6
4/24	!	at Jacksonville State	W, 5-2
4/24	!	at Jacksonville State	W, 14-2
4/27	at	Birmingham-Southern	W, 5-2
4/28	at	UAB	W, 6-3
5/1	at	Valdosta State	L, 3-13
5/1	at	Auburn	L, 12-14
5/10		Clemson	W, 5-3
5/11		Clemson	L, 0-4

* Gulf South Game

% - Gulf Coast Classic, Panama City, Fla.

! - Gulf South Tournament, Jacksonville, Ala.

1983 • 23-11-1 / 5-3-1 GSC

NCAA Division II Regional

3/3		Auburn	W, 6-5
3/5	* at	Valdosta State	L, 0-7
3/5	* at	Valdosta State	L, 5-6
3/12	* at	Mississippi College	W, 8-6
3/12	* at	Mississippi College	W, 3-0
3/13		Olivet	W, 27-2
3/21		Faulkner	W, 8-1
3/21		Faulkner	W, 8-7
3/22		UAB	W, 11-10
3/26	*	North Alabama	W, 6-0
3/29		Benedictine	W, 8-7
3/29		Benedictine	W, 17-7
3/30		Benedictine	W, 4-1
3/30		Benedictine	W, 12-3
4/2	*	Valdosta State	L, 1-6
4/2	*	Valdosta State	T, 6-6
4/4	at	Tuskegee	L, 7-11
4/4	at	Tuskegee	W, 21-1
4/5	at	Huntingdon	L, 8-9
4/10		West Florida	W, 7-0
4/10		West Florida	W, 7-0
4/12		Columbus State	L, 2-5
4/14	at	Faulkner	W, 13-10
4/16	* at	West Alabama	W, 12-1
4/16	* at	West Alabama	W, 7-3
4/19	at	Columbus State	W, 19-6
4/25		Tuskegee	W, 8-5
4/25		Tuskegee	W, 14-2
4/29	\$	Indiana Central	W, 6-0
4/30	\$ at	Jacksonville State	L, 4-5
4/30	\$	Wright State	L, 6-7
5/2	at	Auburn	W, 1-0
5/4	at	Birmingham-Southern	W, 9-8
5/5	at	UAB	L, 9-14
5/6		Huntingdon	L, 5-6

* Gulf South Game
\$ - NCAA Central Region Tourney, Jacksonville, Ala.

1984 • 39-16 / 8-2 GSC

NCAA Division II World Series

2/18	at	Tuskegee	W, 6-2
2/18	at	Tuskegee	W, 9-5
2/24		Spring Hill	W, 13-0
2/24		Spring Hill	L, 3-4
2/25		Vanderbilt	L, 10-12
2/26		Huntingdon	W, 3-2
3/2		Western Kentucky	W, 13-8
3/3		Western Kentucky	W, 10-4
3/4		LaGrange	W, 8-0
3/4		LaGrange	W, 15-0
3/11		Columbus State	W, 11-1
3/11		Columbus State	W, 6-0
3/12	%	Valparaiso	L, 1-2
3/12	%	Missouri-Rolla	W, 14-2
3/13	%	Belhaven	W, 11-3
3/13	%	Missouri-Rolla	W, 12-4
3/14	%	Olivet Nazarene	W, 12-1
3/18	* at	West Alabama	L, 9-10
3/18	* at	West Alabama	W, 4-2
3/19		Georgia State	W, 10-3
3/21		Georgia Southern	W, 10-9
3/22		Georgia Southern	W, 12-5
3/25	* at	Valdosta State	W, 10-5
3/25	* at	Valdosta State	W, 9-7
3/29	at	UAB	L, 2-10
3/30		Auburn	L, 11-16
3/31		Faulkner	W, 17-10
4/2	*	Valdosta State	W, 1-0
4/2	*	Valdosta State	W, 8-2
4/7	*	West Alabama	L, 5-7
4/7	*	West Alabama	W, 7-1
4/11		Tuskegee	W, 13-3
4/11		Tuskegee	L, 1-5
4/14		Birmingham-Southern	L, 5-6
4/14		Birmingham-Southern	L, 0-1
4/17	at	Faulkner	W, 15-10
4/18		UAB	W, 13-12
4/21	*	North Alabama	W, 1-0
4/21	*	North Alabama	W, 8-4
4/24	at	Columbus State	L, 2-12
4/24	at	Columbus State	W, 7-4
4/25	at	Auburn	W, 14-9
4/27	! at	Valdosta State	W, 8-5
4/28	!	Miss. College	L, 3-11
4/28	! at	Valdosta State	W, 7-4
4/29	!	Mississippi College	L, 7-22
5/6	\$	North Alabama	L, 1-2
5/7	\$	Indiana Central	W, 7-6
5/7	\$	Jacksonville State	W, 5-1
5/8	\$	North Alabama	W, 9-3
5/8	\$	North Alabama	W, 9-3
5/13	^	New Haven	W, 5-4
5/14	^	South Dakota State	W, 12-6
5/14	^	Florida Southern	L, 1-2
5/15	^	Cal. State Northridge	L, 4-11

* Gulf South Game

- 1- Gulf Coast Tournament, Panama City, Fla.
- 2- Gulf South Tournament, Valdosta, Ga.
- 3- NCAA Central Region Tournament, Troy, Ala.
- 4- NCAA World Series, Riverside, Calif.

1985 • 43-15 / 4-2 GSC

NCAA Division II World Series

2/16	at	Tuskegee	W, 13-3
2/16	at	Tuskegee	W, 5-2
2/23	at	Huntingdon	W, 10-1

2/23	at	Huntingdon	W, 12-6
3/3		Trinity (Ill.)	W, 11-1
3/3		Trinity (Ill.)	W, 7-1
3/9	%	Western Kentucky	W, 8-5
3/10	%	Western Kentucky	L, 3-19
3/11	^	Grandview	W, 8-6
3/11	^	SE Missouri	W, 7-6
3/12	^	Northern Kentucky	W, 15-4
3/12	^	Grandview	W, 19-1
3/13	^	Grandview	W, 7-5
3/14		Huntingdon	W, 3-2
3/14		Huntingdon	L, 4-5
3/17		Auburn	L, 6-12
3/18		Tuskegee	W, 17-1
3/18		Tuskegee	W, 9-3
3/22		Ga. Southwestern	W, 18-4
3/22		Ga. Southwestern	W, 10-1
3/23		Columbus State	W, 9-1
3/23		Columbus State	W, 13-4
3/25		Eastern Illinois	W, 9-8
3/25		Eastern Illinois	L, 5-7
3/26		Eastern Illinois	W, 3-2
3/26		Eastern Illinois	W, 10-3
3/28	at	Faulkner	W, 5-1
3/29	at	LaGrange	W, 7-4
3/29	at	LaGrange	W, 9-0
4/1	* at	West Alabama	W, 9-1
4/2	at	Columbus State	W, 7-3
4/2	at	Columbus State	L, 5-6
4/6	* at	Valdosta State	L, 0-6
4/6	* at	Valdosta State	L, 3-4
4/8		Kennesaw State	W, 6-2
4/8		Kennesaw State	W, 6-2
4/10		UAB	W, 3-1
4/10		UAB	W, 8-0
4/13	*	West Alabama	W, 3-0
4/13	*	West Alabama	W, 11-5
4/14	*	West Alabama	W, 19-7
4/16		Faulkner	W, 11-5
4/17	at	UAB	W, 6-0
4/17	at	UAB	L, 2-6
4/18	at	Birmingham-Southern	L, 4-5
4/18	at	Birmingham-Southern	L, 1-7
4/23	at	Auburn	W, 9-5
4/26	! at	West Alabama	W, 7-3
4/27	!	Mississippi College	W, 10-7
4/28	!	Valdosta State	L, 3-10
4/28	!	Valdosta State	W, 10-1
5/3	&	Delta State	L, 5-6
5/4	&	Delta State	L, 7-8
5/10	\$	North Alabama	W, 7-6
5/11	\$	Delta State	W, 10-2
5/12	\$	Delta State	W, 10-6
5/17	#	Valdosta State	L, 1-19
5/18	#	Florida Southern	L, 5-10

* Gulf South Game

% - Dothan, Ala.

^ - Gulf Coast Classic, Panama City, Fla.

! - Gulf South South Division Tournament, Livingston, Ala.

& - Gulf South Finals, Troy, Ala.

\$ - NCAA Central Region Tourney, Cleveland, Miss.

- NCAA Div. II World Series, Montgomery, Ala.

1986 • 46-8 / 12-0 GSC

GSC Tournament Champions

NCAA Division II National Champions

NCAA Division II World Series

2/14		Spring Hill	W, 10-1
2/15	at	Tuskegee	W, 10-7
2/15	at	Tuskegee	W, 6-0
2/22	at	Huntingdon	L, 0-3

2/22	at	Huntingdon	W, 3-1
3/1		LaGrange	W, 21-0
3/1		LaGrange	W, 22-0
3/5		Grandview	W, 6-5
3/5		Grandview	W, 17-7
3/6		Grandview	W, 10-2
3/6		Grandview	W, 12-3
3/8		Trinity (Ill.)	W, 16-2
3/8		Trinity (Ill.)	W, 11-0
3/10		Trinity (Ill.)	W, 4-2
3/10		Trinity (Ill.)	W, 12-0
3/18	at	Columbus State	L, 2-4
3/18	at	Columbus State	W, 8-2
3/20	%	Principia	W, 9-3
3/21	%	Otterbein	W, 10-0
3/22	%	Otterbein	W, 7-1
3/23		West Georgia	W, 6-2
3/24		Eastern Illinois	W, 2-1
3/24		Eastern Illinois	L, 1-2
3/25		Eastern Illinois	L, 4-9
3/25		Eastern Illinois	L, 5-8
3/28		Kennesaw State	W, 9-1
3/28		Kennesaw State	W, 10-0
3/29		Columbus State	W, 6-2
3/29		Columbus State	W, 13-6
3/31		Tuskegee	W, 7-0
3/31		Tuskegee	W, 10-7
4/3		Huntingdon	W, 3-2
4/3		Huntingdon	W, 2-1
4/5		Faulkner	W, 25-2
4/9		UAB	W, 15-4
4/9		UAB	W, 5-4
4/15	at	Faulkner	W, 17-3
4/19	at	Valdosta State	W, 5-0
4/19	at	Valdosta State	L, 2-3
4/25	! at	Mississippi College	W, 13-5
4/26	!	Valdosta State	W, 10-4
4/27	!	Valdosta State	W, 13-10
5/2	^ at	Jacksonville State	W, 27-8
5/3	^ at	Jacksonville State	W, 7-6
5/6	at	West Georgia	W, 19-3
5/10	at	UAB	L, 3-6
5/10	at	UAB	L, 8-18
5/16	\$	Sam Houston State	W, 8-7
5/17	\$	Jacksonville State	W, 13-4
5/18	\$	Sam Houston State	W, 6-4
5/23	^	Mankota State	W, 8-6
5/25	^	New Haven	W, 7-5
5/28	^	Sacramento State	W, 9-1
5/28	^	Columbus State	W, 5-0

% - Gulf Coast Classic, Panama City, Fla.

! - Gulf South Division Tournament, Clinton, Miss.

^ - Gulf South Finals, Jacksonville, Ala.

\$ - NCAA South Central Regional, Troy, Ala.

^ - NCAA Div. II World Series, Montgomery, Ala.

1987 • 38-10-1 / 8-5 GSC

NCAA Division II National Champions

GSC East Champions

NCAA Division II World Series

2/15	Spring Hill	W, 5-2
2/15	Spring Hill	W, 1-0
2/17	Ferris State	W, 7-3
2/17	Ferris State	L, 0-6
2/21	at Huntingdon	L, 0-1
2/21	at Huntingdon	L, 1-3
3/6	Trinity (Ill.)	W, 19-0
3/6	Trinity (Ill.)	W, 16-0
3/14	* Valdosta State	W, 2-0
3/14	* Valdosta State	L, 3-6
3/15	* Valdosta State	W, 5-4
3/17	% McMurray	T, 12-12
3/18	% Tennessee Tech	W, 13-5
3/19	% Ripon	W, 11-0
3/21	Columbus State	L, 5-13
3/21	Columbus State	W, 3-2
3/27	Kennesaw State	W, 19-2
3/27	Kennesaw State	W, 14-0
3/28	* at West Georgia	L, 1-10
3/28	* at West Georgia	W, 5-2
4/4	* at Jacksonville State	L, 2-5
4/4	* at Jacksonville State	W, 15-9
4/5	at Faulkner	W, 9-1
4/7	at Columbus State	W, 4-1
4/7	at Columbus State	L, 1-3
4/9	Huntingdon	W, 10-9
4/9	Huntingdon	W, 5-3
4/11	West Georgia	W, 7-3
4/15	at UAB	W, 8-1
4/15	at UAB	W, 2-1
4/18	* at Valdosta State	L, 3-4
4/18	* at Valdosta State	W, 7-4
4/19	* at Valdosta State	L, 2-10
4/23	Faulkner	W, 9-3
4/25	* Jacksonville State	W, 10-6
4/25	* Jacksonville State	W, 9-0
4/27	* West Alabama	W, 11-7
5/1	! Delta State	W, 2-0
5/2	! North Alabama	W, 13-8
5/3	! North Alabama	W, 8-4
5/11	Columbus State	W, 7-6
5/15	\$ North Alabama	W, 4-0
5/16	\$ Southern Illinois	W, 8-5
5/17	\$ Southern Illinois	W, 3-1
5/22	^ Tampa	W, 6-0
5/24	^ Cal. State Dominguez	W, 6-2
5/25	^ Wright State	W, 8-7
5/26	^ Tampa	W, 7-5

* Gulf South Game

% - Gulf Coast Classic, Panama City, Fla.

! - Gulf South Tournament, Troy, Ala.

\$ - NCAA South Central Region Tourney, Troy, Ala.

^ - NCAA Div. II World Series, Montgomery, Ala.

1988 • 35-17 / 9-4 GSC

NCAA Division II Regionals

2/21	Kennesaw State	W, 16-2
2/21	Kennesaw State	W, 4-2
2/27	Ferris State	W, 11-2
2/27	Ferris State	L, 1-11
2/28	Ferris State	W, 10-4
2/28	Ferris State	L, 11-15
3/1	at Faulkner	L, 5-7
3/3	Siena Heights	W, 9-0
3/5	at Auburn-Montgomery	W, 4-3
3/5	at Auburn-Montgomery	W, 5-2
3/12	* at Valdosta State	W, 9-1

3/12	* at Valdosta State	W, 4-0
3/13	* at Valdosta State	W, 8-5
3/14	Birmingham-Southern	L, 6-12
3/15	% Valparaiso	L, 2-3
3/15	% Concord	W, 8-0
3/16	% Tennessee Tech	L, 4-7
3/16	% Valparaiso	W, 8-6
3/17	% Missouri-Rolla	W, 10-2
3/17	% Valparaiso	W, 7-2
3/19	* West Georgia	W, 16-3
3/19	* West Georgia	W, 16-1
3/22	Eastern Illinois	W, 2-0
3/22	Eastern Illinois	L, 2-5
3/23	Eastern Illinois	W, 11-4
3/23	Eastern Illinois	W, 4-2
3/26	* at Jacksonville State	L, 3-5
3/26	* at Jacksonville State	L, 5-8
3/29	at Sacramento State	W, 13-8
4/7	Faulkner	W, 13-2
4/9	* at West Georgia	W, 4-3
4/9	* at West Georgia	L, 3-7
4/14	Huntingdon	W, 11-6
4/14	Huntingdon	W, 9-1
4/16	* Jacksonville State	L, 6-7
4/16	* Jacksonville State	W, 4-1
4/21	Auburn-Montgomery	W, 10-1
4/21	Auburn-Montgomery	W, 15-5
4/23	* Valdosta State	W, 5-2
4/23	* Valdosta State	W, 4-3
4/30	^ Montevallo	L, 7-8
5/3	Columbus State	W, 3-2
5/3	Columbus State	W, 2-0
5/6	! at Delta State	L, 2-3

5/7	! West Alabama	W, 20-8
5/7	! Jacksonville State	W, 8-6
5/8	! at Delta State	W, 10-1
5/8	! at Delta State	L, 6-8
5/14	at Columbus State	L, 0-1
5/14	at Columbus State	W, 7-0
5/27	\$ Central Missouri	L, 7-8
5/28	\$ at Delta State	L, 7-9

* Gulf South Game

% - Gulf Coast Classic, Panama City, Fla.

^ - Selma, Ala.

! - Gulf South Tournament, Cleveland, Miss.

\$ - NCAA Central Regional, Cleveland, Miss.

1989 • 29-16 / 6-8 GSC

GSC Champions

2/25	Ferris State	W, 10-4
2/25	Ferris State	W, 19-2
2/26	Ferris State	W, 7-2
2/26	Ferris State	W, 8-0
2/28	Faulkner	L, 9-14
3/7	Valparaiso	W, 15-8
3/11	at Montevallo	W, 9-8
3/11	at Montevallo	W, 7-6
3/12	Central Missouri	L, 7-11
3/12	Central Missouri	W, 4-2
3/13	Central Missouri	L, 3-7
3/14	% Illinois State	L, 0-2
3/14	% Wayne State	W, 13-6
3/15	% Illinois State	W, 9-2
3/15	% Charleston	W, 3-0
3/18	* at West Georgia	L, 2-8
3/18	* at West Georgia	W, 14-5



Chase Riddle posted a 434-149-2 record and won two National Championships over 12 seasons

3/21	Eastern Illinois	W, 3-2
3/25	* at Jacksonville State	L, 5-8
3/25	* at Jacksonville State	L, 3-8
3/27	Kennesaw State	W, 8-6
3/27	Kennesaw State	W, 9-5
3/29	Columbus State	L, 3-5
3/29	Columbus State	W, 5-1
4/1	* Valdosta State	L, 4-5
4/1	* Valdosta State	W, 5-0
4/2	* Valdosta State	W, 19-2
4/6	Montevallo	L, 2-3
4/6	Montevallo	W, 7-2
4/8	* West Georgia	W, 11-2
4/8	* West Georgia	W, 5-3
4/13	at Faulkner	W, 14-11
4/15	* Jacksonville State	W, 11-10
4/15	* Jacksonville State	L, 0-1
4/17	at Auburn-Montgomery	W, 6-3
4/17	at Auburn-Montgomery	W, 6-2
4/22	* at Valdosta State	L, 2-11
4/22	* at Valdosta State	L, 3-9
4/23	* at Valdosta State	L, 1-4
4/26	Auburn-Montgomery	W, 9-2
4/26	Auburn-Montgomery	W, 12-10
4/30	Huntingdon	L, 4-10
4/30	Huntingdon	W, 7-4
4/31	at Huntingdon	L, 2-4
4/31	at Huntingdon	W, 3-0

* Gulf South Game

% - Gulf Coast Classic, Panama City, Fla.

1990 • 50-10 / 9-3 GSC

NCAA Division II Regionals

2/20	Faulkner	W, 8-3
2/23	Tuskegee	W, 15-0
2/25	at Huntingdon	W, 8-6
2/26	Siena Heights	W, 11-1
2/26	Siena Heights	W, 8-1
2/28	Albany State	W, 2-0
2/28	Albany State	W, 5-1
3/3	Montevallo	W, 18-3
3/5	Ball State	W, 6-4
3/5	Ball State	W, 14-3
3/6	Valparaiso	W, 10-0
3/6	Valparaiso	L, 5-8
3/10	Wayne State	W, 13-0
3/10	Wayne State	W, 5-0
3/11	Wayne State	W, 15-0
3/12	% Ohio Dominican	W, 7-1
3/12	% Ripon	W, 9-0
3/13	% Grandview	W, 7-2
3/13	% Charleston	W, 6-5
3/18	* West Georgia	W, 6-2
3/18	* West Georgia	L, 4-5
3/21	Columbus State	W, 6-2
3/22	Ga. Southwestern	W, 6-2
3/22	Ga. Southwestern	W, 7-1
3/24	* at Jacksonville State	W, 6-2
3/24	* at Jacksonville State	W, 10-4
3/26	at LaGrange	W, 11-1
3/26	at LaGrange	W, 10-2
3/29	Huntingdon	W, 18-2
3/31	* at Valdosta State	L, 2-3
3/31	* at Valdosta State	W, 11-3
4/1	at Valdosta State	W, 7-5
4/3	West Alabama	W, 6-0
4/3	West Alabama	L, 8-10
4/6	at Faulkner	W, 8-3
4/7	* at West Georgia	W, 6-2
4/7	* at West Georgia	W, 7-5
4/10	at Albany State	W, 11-0

4/10	at Albany State	W, 10-0
4/11	Birmingham-Southern	W, 17-3
4/14	* Jacksonville State	W, 3-0
4/14	* Jacksonville State	L, 0-2
4/16	Kennesaw State	W, 4-2
4/16	Kennesaw State	W, 5-2
4/18	Montevallo	L, 5-12
4/19	Auburn-Montgomery	W, 8-4
4/21	* Valdosta State	W, 7-1
4/21	* Valdosta State	W, 8-7
4/22	Valdosta State	W, 12-3
4/25	at Columbus State	W, 10-2
4/26	at Auburn-Montgomery	W, 6-2
4/29	at Birmingham-Southern	W, 10-9
5/4	! West Alabama	L, 3-4
5/5	! at North Alabama	W, 9-4
5/5	! West Alabama	W, 2-1
5/6	! Jacksonville State	L, 6-10
5/18	\$ Missouri Southern	W, 10-5
5/19	\$ Jacksonville State	W, 6-2
5/19	\$ Jacksonville State	L, 0-5
5/20	\$ Jacksonville State	L, 2-11

* Gulf South Game

% - Gulf Coast Classic, Panama City, Fla.

! - Gulf South Tournament, Florence, Ala.

\$ - NCAA South Central Region Tournament, Troy, Ala.

1991 • 34-19 / 10-2 GSC

GSC East Division Champions

NCAA Division II Regional

2/18	at West Florida	L, 1-3
2/18	at West Florida	W, 5-3
2/22	% St. Leo	L, 4-8
2/23	% West Florida	L, 3-6
2/23	% Florida Southern	L, 2-9
2/24	at Florida Southern	W, 1-0
3/2	at Mississippi	L, 3-16
3/2	at Mississippi	L, 2-12
3/4	Faulkner	W, 14-5
3/5	Miles	W, 14-0
3/5	Miles	W, 15-0
3/7	Valparaiso	W, 9-2
3/7	Valparaiso	W, 10-5
3/9	Tennessee Tech	W, 5-4
3/9	Tennessee Tech	W, 5-3
3/10	Faulkner	W, 2-1
3/12	Birmingham-Southern	W, 5-3
3/16	* at West Georgia	W, 8-3
3/16	* at West Georgia	L, 3-5
3/19	Columbus State	W, 7-0
3/19	Columbus State	L, 2-6
3/23	* at Jacksonville State	W, 4-1
3/23	* at Jacksonville State	L, 1-10
3/25	Olivet-Nazerene	W, 8-7
3/25	Olivet-Nazerene	W, 7-2
3/26	at Florida A&M	W, 8-6
3/26	at Florida A&M	W, 6-5
3/27	UAB	L, 3-12
3/30	* Valdosta State	W, 12-11
3/30	* Valdosta State	W, 10-1
4/1	at Huntingdon	W, 7-3
4/3	at UAB	L, 4-6
4/4	Albany State	W, 29-6
4/4	Albany State	W, 7-2
4/6	* West Georgia	W, 4-3
4/6	* West Georgia	W, 6-5
4/9	at Auburn-Montgomery	L, 5-6
4/9	at Auburn-Montgomery	W, 7-6
4/10	Huntingdon	W, 6-0
4/13	* Jacksonville State	W, 4-1

4/13	* Jacksonville State	W, 10-6
4/16	at Columbus State	W, 4-0
4/16	at Columbus State	L, 5-6
4/20	* at Valdosta State	W, 6-0
4/20	* at Valdosta State	W, 6-1
4/21	at Valdosta State	W, 13-1
4/25	Auburn-Montgomery	L, 2-5
4/25	Auburn-Montgomery	W, 12-4
5/3	! North Alabama	L, 1-7
5/4	! Jacksonville State	L, 2-7
5/15	Alabama	L, 7-15
5/17	\$ Jacksonville State	L, 0-2
5/17	\$ at Delta State	L, 5-11

* Gulf South Game

% - Baseball City, Fla.

! - Gulf South Tournament, Troy, Ala.

\$ - NCAA South Central Regional Tournament
Cleveland, Miss.

1992 • 29-21

2/15	West Florida	L, 1-4
2/15	West Florida	W, 5-4
2/23	Huntingdon	L, 9-10
2/28	at Auburn	L, 1-4
3/1	Florida A&M	W, 10-2
3/1	Florida A&M	W, 7-0
3/7	Jacksonville State	L, 2-7
3/7	Jacksonville State	W, 13-4
3/8	at Florida A&M	L, 3-8
3/9	% Butler	L, 5-6
3/9	% Tennessee Tech	L, 1-2
3/13	Central Missouri	W, 8-5
3/14	% Massachusetts-Lowell	W, 6-5
3/15	% Massachusetts-Lowell	W, 15-8
3/16	at Stetson	W, 16-6
3/17	% Wisconsin-Parkside	W, 11-10
3/17	% William Carey	L, 2-6
3/18	% Lafayette	L, 1-3
3/18	% Lafayette	L, 1-4
3/19	% Vermont	L, 8-12
3/20	% Xavier	W, 7-2
3/20	at St. Leo	L, 1-2
3/21	% Michigan State	L, 3-4
3/22	% Rider	W, 12-5
3/23	% Rider	W, 9-3
3/24	at Valdosta State	L, 0-3
3/28	Olivet Nazarene	W, 9-8
3/28	Olivet Nazarene	W, 6-3
3/29	at Huntingdon	L, 5-10
4/6	at Jacksonville State	W, 2-1
4/7	Auburn-Montgomery	W, 7-5
4/7	Auburn-Montgomery	L, 4-8
4/9	Columbus State	L, 5-10
4/12	at West Alabama	W, 5-4
4/12	at West Alabama	W, 5-4
4/13	at William Carey	W, 12-8
4/14	at Columbus State	W, 12-8
4/16	Valdosta State	W, 4-1
4/21	at Auburn-Montgomery	L, 1-5
4/21	at Auburn-Montgomery	L, 1-5
4/24	Georgia State	W, 10-0
4/25	Georgia State	W, 17-10
5/1	Montevallo	W, 10-4
5/1	Montevallo	W, 14-7
5/3	at West Florida	W, 8-7
5/3	at West Florida	L, 3-4
5/5	Montevallo	W, 11-5
5/8	at Middle Tennessee	W, 6-5
5/9	at Middle Tennessee	W, 7-4
5/10	at Middle Tennessee	L, 6-13

% - Gulf Coast Classic, Florida

1993 • 39-17

NCAA Division II World Series

Table with 3 columns: Date, Location/Event, and Result. Includes games from 2/13 to 5/30.

% - Gulf Coast Classic, Panama City, Fla.
^ - Montgomery, Ala.
& - Dothan, Ala.
! - NCAA South Central Regional, Troy, Ala.
\$ - NCAA Div. II World Series, Montgomery, Ala.

1994 • 34-16

Table with 3 columns: Date, Location/Event, and Result. Includes games from 2/8 to 2/18.

Table with 3 columns: Date, Location/Event, and Result. Includes games from 2/19 to 5/10.

1995 • 27-23-1 / 13-6 MCC East

NCAA Regionals

Table with 3 columns: Date, Location/Event, and Result. Includes games from 2/14 to 3/24.

Table with 3 columns: Date, Location/Event, and Result. Includes games from 3/25 to 5/26.

* Mid-Continent Game
% - Gulf Coast Classic, Lakeland, Fla.
^ - Montgomery, Ala.
! - Mid-Continent Tournament, Charleston, Ill.
\$ - Play-In Tournament, Dayton, Ohio
& - NCAA Division I Atlantic I Regional Tournament, Tallahassee, Fla.

1996 • 41-13 / 18-2 MCC East

MCC East Champions

Table with 3 columns: Date, Location/Event, and Result. Includes games from 2/5 to 4/10.

4/13 * at Pace W, 10-5
 4/13 * at Pace W, 12-2
 4/14 * at Pace L, 4-5
 4/14 * at Pace W, 14-1
 4/16 at Georgia State W, 10-5
 4/17 Florida A&M W, 17-2
 4/20 * Youngstown State W, 7-1
 4/20 * Youngstown State W, 4-2
 4/21 * Youngstown State W, 7-1
 4/21 * Youngstown State W, 5-0
 4/24 at South Alabama L, 7-10
 4/27 * New York Tech W, 8-2
 4/27 * New York Tech W, 3-1
 4/28 * New York Tech W, 6-5
 4/28 * New York Tech W, 5-1
 5/1 Auburn W, 9-2
 5/4 * at Central Connecticut State W, 3-1
 5/4 * at Central Connecticut State W, 5-1
 5/5 * at Central Connecticut State L, 0-1
 5/5 * at Central Connecticut State W, 3-1
 5/10 ! NE Illinois L, 7-8
 5/10 ! Eastern Illinois W, 9-5
 5/11 ! Pace W, 12-6
 5/11 ! NE Illinois L, 0-3

* Mid-Continent Game
 % - Montgomery, Ala.
 ^ - Jacksonville, Fla.
 ! - Mid-Con Championship, Troy

1997 • 37-23 / 8-6 MCC East

MCC East Champions

NCAA Regionals

2/6 Virginia Military L, 2-3
 2/7 Air Force W, 7-3
 2/8 % Virginia Military L, 3-4
 2/8 % Air Force W, 5-4
 2/9 % Virginia Military W, 9-3
 2/12 Alabama State W, 11-4
 2/15 Faulkner W, 12-4
 2/18 Florida A&M W, 5-1
 2/20 at Auburn L, 7-10
 3/1 % Lamar W, 6-5
 3/2 % Kentucky W, 7-2
 3/3 % Vanderbilt W, 9-0
 3/6 Duquesne L, 1-7
 3/7 % SE Louisiana W, 6-3
 3/8 % Illinois L, 4-11
 3/9 Louisville W, 17-14
 3/13 Northern Iowa W, 14-4
 3/14 Samford W, 4-3
 3/14 Northern Iowa L, 8-10
 3/15 Samford L, 4-5
 3/15 Northern Iowa W, 5-1
 3/17 ^ Liberty W, 2-1
 3/18 ^ Vermont W, 8-7
 3/19 ^ Indiana L, 1-4
 3/20 ^ Bradley W, 7-1
 3/21 ^ Liberty L, 2-5
 3/22 ^ Bowling Green W, 12-11
 3/23 ^ Wright State W, 9-7
 3/23 ^ Toledo W, 14-3
 3/27 Huntingdon L, 7-9
 3/29 Wofford W, 15-2
 3/30 Wofford W, 10-4
 3/31 at Alabama State W, 15-4
 4/2 Jacksonville State L, 5-7
 4/5 * Central Connecticut State L, 1-2
 4/5 * Central Connecticut State L, 2-4
 4/6 * Central Connecticut State W, 7-3
 4/6 * Central Connecticut State L, 1-4
 4/9 at Florida A&M L, 2-3

4/13 * at New York Tech W, 16-0
 4/13 * at New York Tech W, 20-2
 4/13 * at New York Tech W, 9-3
 4/16 at Jacksonville State W, 11-3
 4/19 * at Youngstown State W, 6-5
 4/19 * at Youngstown State W, 7-3
 4/20 * at Youngstown State W, 12-0
 4/20 * at Youngstown State L, 2-3
 4/26 * Pace W, 6-1
 4/29 at South Alabama L, 2-4
 4/30 at South Alabama L, 5-9
 5/4 * at C.W. Post L, 6-15
 5/4 * at C.W. Post L, 2-8
 5/9 ! Western Illinois W, 15-3
 5/10 ! NE Illinois W, 5-2
 5/11 ! NE Illinois L, 3-7
 5/11 ! NE Illinois W, 9-3
 5/15 \$ Detroit-Mercy W, 7-4
 5/16 \$ Detroit-Mercy W, 5-4
 5/22 & at Alabama L, 5-8
 5/23 & Southern California L, 2-5

* Mid-Continent Game
 % - Montgomery, Ala.
 ^ - Gulf Coast Classic, Homestead, Fla.
 ! - Mid-Continent Tournament, Chicago, Ill.
 \$ - NCAA Play-In Series, Troy, Ala.
 & - NCAA South II Regional, Tuscaloosa, Ala.

1998 • 37-21 / 13-7 A-Sun

2/6 % Air Force W, 13-5
 2/7 % Air Force W, 3-2
 2/8 % Air Force L, 5-8
 2/10 Florida A&M W, 17-2
 2/13 Virginia Military W, 13-8
 2/14 Virginia Military W, 20-3
 2/15 Virginia Military W, 18-6
 2/17 at Southern Miss W, 7-5
 2/20 Western Kentucky L, 8-12
 2/21 Western Kentucky W, 11-8
 2/27 ^ Providence L, 10-13
 2/28 ^ Michigan State L, 4-8
 3/1 ^ Iowa W, 22-8
 3/3 & Western Michigan W, 14-8
 3/4 & Xavier L, 9-12
 3/6 ^ The Citadel W, 10-4
 3/7 ^ Army W, 10-4
 3/12 Sienna W, 11-5
 3/13 Radford W, 8-7
 3/14 Illinois L, 5-8
 3/15 Illinois W, 6-4
 3/15 Eastern Illinois L, 11-12
 3/20 at SE Louisiana W, 10-3
 3/21 at SE Louisiana L, 5-12
 3/22 at SE Louisiana W, 5-4
 3/25 at Louisiana W, 6-4
 3/25 at Louisiana L, 1-6
 3/27 * at Samford W, 10-9
 3/28 * at Samford L, 4-12
 3/28 * at Samford L, 7-10
 3/31 South Alabama L, 0-8
 4/1 South Alabama W, 12-10
 4/4 * Jacksonville State L, 8-21
 4/4 * Jacksonville State W, 5-4
 4/5 * Jacksonville State W, 10-8
 4/8 Louisiana W, 4-2
 4/10 * Centenary W, 8-3
 4/11 * Centenary W, 3-1
 4/11 * Centenary W, 11-1
 4/14 Alabama W, 8-4
 4/18 * at Jacksonville State L, 0-10
 4/20 * at Jacksonville State W, 9-6

4/20 * at Jacksonville State L, 12-13
 4/22 at Florida A&M L, 7-8
 4/24 * Samford W, 5-3
 4/25 * Samford L, 2-4
 4/25 * Samford W, 5-4
 5/2 * at Centenary L, 5-6
 5/2 * at Centenary W, 12-0
 5/3 * at Centenary W, 4-1
 5/5 at Auburn L, 0-10
 5/8 * Mercer W, 8-7
 5/9 * Mercer W, 9-7
 5/13 ! Stetson L, 4-5
 5/14 ! Florida Atlantic W, 11-6
 5/15 ! Stetson W, 8-3
 5/15 ! UCF W, 12-9
 5/16 ! FIU L, 4-9

* - Atlantic Sun Game
 % - Niceville, Fla.
 ^ - Montgomery, Ala.
 & - Jacksonville, Fla.
 ! - Atlantic Sun Tournament, Kissimmee, Fla.

1999 • 31-28 / 15-15 A-Sun

2/9 Alabama State W, 5-0
 2/12 at Florida State L, 3-17
 2/13 at Florida State L, 1-21
 2/14 at Florida State L, 2-10
 2/16 at Auburn W, 12-5
 2/20 Western Illinois W, 10-1
 2/20 Western Illinois W, 6-2
 2/21 Western Illinois W, 9-3
 2/21 Western Illinois W, 12-4
 2/24 at Alabama L, 2-4
 2/24 at Alabama L, 4-5
 2/26 % Minnesota L, 6-7
 2/27 % Ohio State L, 8-11
 2/28 % Kentucky L, 8-9
 3/2 at Alabama State W, 23-11
 3/3 Florida A&M W, 8-2
 3/5 % Northwestern W, 13-7
 3/6 * UCF L, 7-8
 3/6 * UCF W, 4-3
 3/7 * UCF W, 11-10
 3/12 * at Florida Atlantic L, 5-9
 3/13 * at Florida Atlantic L, 4-7
 3/13 * at Florida Atlantic L, 2-8
 3/20 * at Mercer L, 1-4
 3/20 * at Mercer L, 0-8
 3/21 * at Mercer L, 9-11
 3/23 at Florida L, 6-12
 3/24 at Florida L, 1-10
 3/27 * Georgia State L, 8-11
 3/27 * Georgia State W, 11-2
 3/28 * Georgia State W, 9-7
 3/30 at The Citadel L, 7-8
 4/2 * at Samford L, 4-9
 4/3 * at Samford W, 17-5
 4/3 * at Samford L, 7-8
 4/7 at South Alabama W, 7-2
 4/9 * Jacksonville State W, 12-7
 4/10 * Jacksonville State W, 6-2
 4/10 * Jacksonville State L, 7-8
 4/15 Faulkner W, 16-4
 4/20 at Florida A&M W, 23-4
 4/21 South Alabama W, 7-6
 4/24 * at Centenary W, 3-2
 4/24 * at Centenary W, 11-1
 4/25 * at Centenary L, 7-13
 4/30 * Campbell W, 13-4
 5/1 * Campbell W, 14-1
 5/1 * Campbell W, 15-1

5/7	*	Stetson	W, 17-7
5/8	*	Stetson	W, 34-4
5/8	*	Stetson	W, 12-4
5/14	*	at Jacksonville	L, 0-11
5/15	*	at Jacksonville	L, 1-5
5/15	*	at Jacksonville	L, 3-8
5/19	!	Jacksonville	W, 4-3
5/20	!	Mercer	L, 3-6
5/21	!	Florida Atlantic	W, 11-4
5/21	!	Mercer	W, 10-9
5/22	!	Jacksonville	L, 4-9

* - Atlantic Sun Game

% - Montgomery, Ala.

! - Atlantic Sun Tournament, Kissimmee, Fla.

2000 • 22-34 / 11-16 A-Sun

2/11		Elon	L, 7-8
2/12		Elon	L, 3-8
2/13		Elon	L, 5-6
2/18		Western Illinois	W, 5-4
2/19		Western Illinois	W, 6-5
2/19		Western Illinois	W, 9-4
2/20		Western Illinois	L, 8-9
2/22	at	Austin Peay	W, 16-11
2/23	at	Austin Peay	L, 4-12
2/25		Wright State	W, 16-3
2/26		Wright State	W, 8-2
2/26		Wright State	W, 4-3
2/29	at	Auburn	L, 7-14
3/3		Vanderbilt	L, 5-8
3/3		Connecticut	L, 3-7
3/5		Connecticut	L, 2-4
3/5		Vanderbilt	L, 11-16
3/7		Austin Peay	L, 2-6
3/8		Austin Peay	L, 2-6
3/10	*	Jacksonville	L, 2-7
3/11	*	Jacksonville	L, 6-11
3/11	*	Jacksonville	W, 8-3
3/14		Florida A&M	W, 9-3
3/17	*	at Stetson	L, 4-6
3/18	*	at Stetson	L, 1-3
3/18	*	at Stetson	L, 4-5
3/21		Faulkner	W, 10-1
3/24	*	at Jacksonville State	W, 9-5

3/25	*	at Jacksonville State	W, 8-0
3/25	*	at Jacksonville State	W, 6-3
3/28	%	Auburn	L, 8-11
3/31	*	Mercer	W, 9-5
4/1	*	Mercer	L, 1-3
4/1	*	Mercer	L, 1-2
4/4		at Florida A&M	W, 13-2
4/7	*	at Georgia State	L, 2-6
4/8	*	at Georgia State	W, 19-8
4/8	*	at Georgia State	L, 4-5
4/11		South Alabama	L, 5-9
4/14	*	Samford	L, 3-7
4/15	*	Samford	W, 11-1
4/15	*	Samford	W, 4-3
4/18		Faulkner	W, 11-6
4/21	*	at Campbell	L, 4-5
4/21	*	at Campbell	L, 2-8
4/22	*	at Campbell	W, 7-6
4/25		at South Alabama	L, 3-4
4/29	*	at UCF	W, 14-7
4/29	*	at UCF	L, 0-7
4/30	*	at UCF	L, 8-9
5/4		UT-Pan American	L, 2-12
5/5		UT-Pan American	L, 7-14
5/6		UT-Pan American	L, 2-8
5/12	*	Florida Atlantic	L, 0-8
5/13	*	Florida Atlantic	L, 2-11
5/13	*	Florida Atlantic	W, 13-7
	*	- Atlantic Sun Game	
	%	- Montgomery, Ala.	

2001 • 27-28 / 12-15 A-Sun

2/2		Nicholls State	L, 3-13
2/3		Nicholls State	W, 7-1
2/4		Nicholls State	W, 9-3
2/9		East Tennessee State	W, 4-1
2/10		East Tennessee State	L, 2-4
2/11		East Tennessee State	L, 11-15
2/13	at	Auburn	L, 3-4
2/15	%	Alabama State	W, 15-1
2/17		Illinois	W, 9-5
2/18		Illinois	W, 13-3
2/20	at	Florida A&M	W, 11-2
2/23		Michigan State	W, 5-4

2/24		Michigan State	W, 5-4
3/2	^	Purdue	W, 2-1
3/4	^	Vanderbilt	L, 1-3
3/8	&	Penn State	W, 14-4
3/8	&at	Texas-Pan American	L, 2-4
3/9	&	Penn State	L, 3-13
3/10	&at	Texas-Pan American	L, 6-9
3/16	*	at Mercer	W, 3-2
3/17	*	at Mercer	L, 3-4
3/17	*	at Mercer	L, 5-8
3/20	*	at McNeese State	L, 7-8
3/21	at	McNeese State	L, 6-18
3/23	*	Jacksonville State	W, 9-4
3/24	*	Jacksonville State	L, 3-4
3/24	*	Jacksonville State	W, 7-4
3/27	1	Auburn	L, 0-5
3/30	*	Stetson	L, 7-10
3/31	*	Stetson	L, 1-5
3/31	*	Stetson	W, 7-2
4/6	*	Georgia State	W, 4-1
4/7	*	Georgia State	W, 4-3
4/7	*	Georgia State	L, 0-4
4/10		Alabama State	W, 8-7
4/13	*	at Florida Atlantic	L, 3-8
4/14	*	at Florida Atlantic	W, 9-3
4/14	*	at Florida Atlantic	L, 6-7
4/17		Florida A&M	W, 8-4
4/20	*	UCF	L, 2-9
4/21	*	UCF	L, 2-7
4/21	*	UCF	L, 4-5
4/24	at	Southern Miss	W, 9-4
4/27	*	at Jacksonville	L, 6-7
4/28	*	at Jacksonville	L, 4-6
4/28	*	at Jacksonville	L, 2-3
5/4	*	Campbell	W, 9-2
5/5	*	Campbell	W, 8-2
5/5	*	Campbell	W, 4-1
5/11	*	at Samford	W, 9-7
5/12	*	at Samford	L, 4-5
5/12	*	at Samford	W, 5-3
5/16	!	UCF	L, 1-18
5/17	!	Stetson	W, 5-2
5/18	!	at Jacksonville	L, 6-10
	*	- Atlantic Sun Game	
	%	- Montgomery, Ala.	
	^	- Wiregrass Classic, Dothan, Ala.	
	&	- UT-Pan American Tournament, Kingsville, Texas	
	!	- Atlantic Sun Tournament, Jacksonville, Fla.	

2002 • 28-30 / 16-14 A-Sun

2/1	at	Nicholls State	L, 4-27
2/2	at	Nicholls State	L, 2-4
2/3	at	Nicholls State	L, 4-9
2/5	at	Alabama State	W, 12-6
2/8		Lipscomb	W, 8-3
2/9		Lipscomb	W, 6-5
2/10		Lipscomb	W, 11-2
2/12		McNeese State	W, 7-4
2/13		McNeese State	L, 17-18
2/19	at	Auburn	L, 0-13
2/22		Middle Tennessee	W, 16-6
2/23		Middle Tennessee	L, 4-8
2/24		Middle Tennessee	W, 10-7
3/1	%	Washington State	L, 5-12
3/3	^	Kent State	L, 6-10
3/5	at	Florida A&M	W, 5-3
3/8	*	Florida Atlantic	L, 5-10
3/9	*	Florida Atlantic	L, 2-7
3/9	*	Florida Atlantic	L, 3-6
3/15	*	at UCF	L, 7-17
3/16	*	at UCF	L, 1-7



Bobby Pierce was introduced as Troy's head coach in 2002

3/16	* at UCF	L, 2-6
3/19	South Alabama	L, 3-9
3/22	* at Georgia State	L, 1-5
3/23	* at Georgia State	W, 7-1
3/23	* at Georgia State	L, 4-6
3/26	at Middle Tennessee	L, 2-7
3/27	at Middle Tennessee	L, 3-4
3/29	* Mercer	W, 1-0
3/30	* Mercer	L, 4-6
3/30	* Mercer	W, 4-1
4/2	Florida A&M	W, 8-7
4/5	* at Jacksonville State	W, 5-1
4/6	* at Jacksonville State	W, 6-1
4/6	* at Jacksonville State	W, 5-0
4/9	Alabama State	W, 13-3
4/13	* Samford	W, 7-6
4/13	* Samford	W, 10-1
4/14	* Samford	W, 7-6
4/16	Faulkner	L, 2-7
4/20	Savannah State	L, 2-5
4/21	Savannah State	W, 19-3
4/23	at South Alabama	L, 2-11
4/26	* Belmont	L, 3-6
4/27	* Belmont	W, 5-3
4/27	* Belmont	W, 5-4
4/30	& Auburn	W, 11-6
5/3	* at Campbell	L, 9-11
5/6	* at Campbell	L, 2-10
5/6	* at Campbell	W, 6-0
5/10	* Jacksonville	W, 12-7
5/11	* Jacksonville	W, 8-7
5/11	* Jacksonville	W, 2-0
5/17	* at Stetson	L, 1-7
5/18	* at Stetson	L, 5-8
5/18	* at Stetson	W, 6-4
5/22	! at Stetson	L, 6-7
5/23	! UCF	L, 4-12

* - Atlantic Sun Game
% - Wiregrass Classic, Dothan, Ala.
^ - Wiregrass Classic, Troy
& - Montgomery, Ala.
! - Atlantic Sun Tournament, DeLand, Fla.

2003 • 27-27 / 16-16 A-Sun

2/7	Nicholls State	W, 7-6
2/8	Nicholls State	W, 19-6
2/9	Nicholls State	W, 8-2
2/14	Tennessee Tech	W, 5-4
2/15	Tennessee Tech	W, 9-8
2/15	Tennessee Tech	L, 5-8
2/22	at Louisiana	L, 6-7
2/22	at Louisiana	W, 3-1
2/23	at Louisiana	L, 1-2
2/25	at Auburn	L, 1-5
2/28	% Northwestern	L, 1-6
3/1	% Kansas State	W, 8-7
3/2	% Temple	W, 5-4
3/4	South Alabama	L, 2-12
3/7	* at Jacksonville	W, 3-1
3/7	* at Jacksonville	L, 1-2
3/8	* at Jacksonville	W, 6-0
3/15	* Stetson	L, 4-11
3/15	* Stetson	L, 6-9
3/16	* Stetson	W, 3-2
3/22	* Mercer	W, 7-2
3/22	* Mercer	W, 6-5
3/23	* Mercer	L, 4-5
3/24	at Savannah State	W, 2-1
3/25	at Savannah State	W, 8-2
3/28	* Georgia State	L, 1-4

3/29	* Georgia State	W, 9-4
3/29	* Georgia State	W, 16-9
4/2	^ Auburn	L, 2-13
4/4	* at Samford	W, 6-1
4/5	* at Samford	L, 8-9
4/5	* at Samford	L, 1-5
4/7	at Birmingham-Southern	L, 2-7
4/11	* Jacksonville State	W, 6-0
4/12	* Jacksonville State	W, 9-3
4/12	* Jacksonville State	L, 3-6
4/15	Birmingham-Southern	L, 2-7
4/18	* at Gardner-Webb	W, 14-2
4/19	* at Gardner-Webb	W, 4-3
4/19	* at Gardner-Webb	W, 7-0
4/22	at Alabama State	W, 14-4
4/25	* at Florida Atlantic	L, 10-11
4/26	* at Florida Atlantic	L, 0-7
4/26	* at Florida Atlantic	L, 1-3
4/29	at South Alabama	L, 6-9
5/3	* UCF	W, 8-7
5/3	* UCF	L, 2-7
5/4	* UCF	L, 3-7
5/10	* at Belmont	L, 1-7
5/10	* at Belmont	L, 0-1
5/11	* at Belmont	W, 10-7
5/16	* Campbell	W, 5-4
5/17	* Campbell	L, 0-2
5/17	* Campbell	L, 1-3
* - Atlantic Sun Game		
% - Wiregrass Classic, Dothan, Ala.		
^ - Montgomery, Ala.		

2004 • 36-22 / 15-15 A-Sun

2/20	Samford	W, 2-1
2/21	Samford	W, 5-4
2/22	Samford	W, 8-6
2/27	at Samford	W, 5-3
2/28	at Samford	W, 13-1
2/29	at Samford	W, 7-6
3/5	% Nicholls State	W, 7-5
3/6	% Northwestern	L, 5-13
3/7	% Samford	W, 12-10
3/9	at Auburn	L, 2-4
3/12	* Belmont	L, 2-10
3/13	* Belmont	L, 2-3
3/14	* Belmont	W, 5-4
3/16	at Alabama State	W, 16-1
3/17	^ Auburn	W, 4-3
3/20	* at Lipscomb	L, 1-6
3/20	* at Lipscomb	W, 6-2
3/21	* at Lipscomb	L, 6-8
3/22	at Middle Tennessee	W, 2-1
3/23	at Middle Tennessee	W, 18-3
3/26	* at Campbell	W, 4-2
3/27	* at Campbell	L, 6-10
3/27	* at Campbell	W, 4-2
3/30	at Birmingham-Southern	L, 2-3
4/2	* Gardner-Webb	W, 4-1
4/2	* Gardner-Webb	L, 4-12
4/3	* Gardner-Webb	W, 2-1
4/6	at South Alabama	W, 10-2
4/9	* at Georgia State	W, 18-7
4/10	* at Georgia State	W, 4-3
4/10	* at Georgia State	W, 10-6
4/13	Alabama State	W, 17-1
4/18	Alabama A&M	W, 8-2
4/18	Alabama A&M	W, 6-0
4/20	at Jacksonville State	W, 5-2
4/23	* at Mercer	W, 14-7
4/24	* at Mercer	L, 1-5
4/24	* at Mercer	L, 4-5

4/27	South Alabama	W, 9-3
5/1	* at UCF	W, 5-0
5/1	* at UCF	L, 0-7
5/2	* at UCF	L, 1-7
5/7	* Florida Atlantic	L, 5-6
5/8	* Florida Atlantic	L, 5-7
5/8	* Florida Atlantic	L, 1-11
5/11	Birmingham-Southern	L, 3-7
5/14	* Jacksonville	W, 9-4
5/15	* Jacksonville	W, 3-0
5/15	* Jacksonville	W, 7-3
5/18	Jacksonville State	L, 4-5
5/21	* at Stetson	L, 6-7
5/21	* at Stetson	W, 3-2
5/22	* at Stetson	L, 1-2
5/26	! Stetson	L, 2-4
5/27	! Campbell	W, 13-11
5/28	! Stetson	W, 5-3
5/28	! UCF	W, 9-7
5/29	! Florida Atlantic	L, 2-21
* - Atlantic Sun Game		
% - Wiregrass Classic, Dothan, Ala.		
^ - Montgomery, Ala.		
! - Atlantic Sun Tournament, DeLand, Fla.		

2005 • 37-21 / 23-7 A-Sun

A-Sun Champions		
2/11	at McNeese State	W, 9-3
2/12	at McNeese State	L, 5-13
2/12	at McNeese State	L, 7-12
2/18	Samford	W, 9-5
2/19	Samford	W, 11-3
2/20	Samford	W, 8-4
2/22	at Auburn	L, 2-12
2/25	% Iowa	W, 6-1
2/26	% Ohio State	W, 6-4
3/2	Jacksonville State	W, 8-3
3/4	Saint Louis	W, 5-4
3/5	Saint Louis	L, 5-7
3/6	Saint Louis	W, 14-2
3/8	at UAB	L, 3-5
3/11	* Lipscomb	W, 13-2
3/12	* Lipscomb	L, 4-7
3/13	* Lipscomb	W, 3-2
3/18	* at Belmont	W, 7-6
3/19	* at Belmont	W, 5-4
3/20	* at Belmont	W, 8-6
3/23	at Alabama A&M	W, 23-1
3/23	at Alabama-Huntsville	W, 15-11
3/25	* at Gardner-Webb	L, 2-4
3/25	* at Gardner-Webb	W, 8-2
3/26	* at Gardner-Webb	L, 5-9
3/29	Birmingham-Southern	W, 4-3
4/2	* Campbell	W, 10-7
4/2	* Campbell	W, 16-5
4/4	* Campbell	W, 11-3
4/5	at South Alabama	L, 8-17
4/8	* at Mercer	W, 14-3
4/9	* at Mercer	W, 18-1
4/9	* at Mercer	W, 7-4
4/15	* Georgia State	W, 8-7
4/16	* Georgia State	W, 11-2
4/17	* Georgia State	W, 3-2
4/19	at Birmingham-Southern	L, 0-6
4/22	* at Florida Atlantic	L, 3-6
4/23	* at Florida Atlantic	W, 15-5
4/24	* at Florida Atlantic	W, 19-9
4/27	UAB	L, 8-10
4/30	at Winthrop	L, 3-17
5/1	at Winthrop	L, 2-11

5/3	Auburn	L, 3-4
5/6	* UCF	L, 8-19
5/7	* UCF	W, 6-5
5/8	* UCF	W, 8-4
5/10	South Alabama	W, 2-1
5/13	* Stetson	W, 5-3
5/14	* Stetson	W, 6-2
5/15	* Stetson	W, 10-5
5/17	at Jacksonville State	L, 9-10
5/19	* at Jacksonville	W, 16-6
5/20	* at Jacksonville	L, 3-5
5/21	* at Jacksonville	L, 5-6
5/25	! Gardner-Webb	L, 2-8
5/26	! Georgia State	W, 7-0
5/27	! UCF	L, 1-5

* - Atlantic Sun Game

% - Wiregrass Classic, Dothan, Ala.

! - Atlantic Sun Tournament at Deland, Fla.

2006 • 47-16 / 20-4 SBC

Sun Belt Champions

NCAA Regionals

2/10	Texas A&M-CC	W, 3-2
2/11	Texas A&M-CC	W, 12-0
2/12	Texas A&M-CC	W, 23-3
2/12	Texas A&M-CC	L, 8-12
2/17	at Samford	L, 8-9
2/19	at Samford	L, 5-6
2/21	at Auburn	L, 4-5
2/24	% South Alabama	L, 3-6
2/26	% Michigan	L, 5-7
2/26	% UAB	W, 8-7
2/28	at Jacksonville State	W, 13-3
3/3	Jacksonville State	W, 6-1
3/8	Kennesaw State	W, 4-1
3/10	at Memphis	W, 16-9
3/11	at Memphis	W, 21-3
3/12	at Memphis	W, 18-11
3/14	Georgia Southern	W, 14-10
3/15	Georgia Southern	W, 6-2
3/17	at Southern Miss	L, 1-5
3/18	at Southern Miss	L, 2-3
3/19	at Southern Miss	L, 1-6
3/22	at Alabama	W, 8-5
3/24	Mississippi Valley State	W, 18-3
3/25	^ Mississippi Valley State	W, 15-3
3/26	Mississippi Valley State	W, 8-6
3/28	Auburn	W, 12-7
3/31	* South Alabama	W, 5-4
4/1	* South Alabama	W, 9-8
4/2	* South Alabama	W, 13-3
4/5	Birmingham Southern	W, 15-8
4/7	* at Western Kentucky	W, 14-10
4/8	* at Western Kentucky	W, 15-8
4/9	* at Western Kentucky	W, 11-5
4/11	at Kennesaw State	W, 13-2
4/14	* FIU	W, 12-6
4/15	* FIU	L, 5-9
4/16	* FIU	W, 7-4
4/18	UAB	W, 5-4
4/19	& Auburn	W, 7-6
4/21	* at Arkansas State	W, 10-7
4/22	* at Arkansas State	W, 9-2
4/23	* at Arkansas State	W, 11-6
4/26	at Birmingham-Southern	L, 8-15
4/28	* New Orleans	W, 15-4
4/29	* New Orleans	L, 2-4
4/29	* New Orleans	W, 9-5
5/5	* at Louisiana	L, 7-15
5/6	* at Louisiana	W, 3-1
5/7	* at Louisiana	L, 5-6



Troy celebrates its 2006 Sun Belt Conference championship

5/12	* at Little Rock	W, 17-11
5/13	* at Little Rock	W, 15-5
5/14	* at Little Rock	W, 11-6
5/18	* Middle Tennessee	W, 4-2
5/19	* Middle Tennessee	W, 18-1
5/20	* Middle Tennessee	W, 7-6
5/24	! Western Kentucky	W, 3-2
5/25	! New Orleans	W, 9-6
5/26	! FIU	W, 9-4
5/27	! Middle Tennessee	W, 10-6
6/2	\$ Southern Miss	W, 10-8
6/3	\$ at Alabama	L, 3-4
6/4	\$ Southern Miss	W, 6-5
6/5	\$ at Alabama	L, 5-14

* - Sun Belt Game
 % - Wiregrass Classic, Dothan, Ala
 ^ - Ozark, Ala.
 & - Montgomery, Ala.
 ! - Sun Belt Tournament, Bowling Green, Ky.
 \$ - NCAA Regional, Tuscaloosa, Ala.

2007 • 34-27 / 16-14 SBC

NCAA Regionals

2/9	Arkansas	L, 1-13
2/10	Arkansas	W, 13-8
2/11	Arkansas	L, 2-16
2/14	at Alabama	W, 7-5
2/16	Saint Louis	W, 5-0
2/17	Saint Louis	W, 5-1
2/18	Saint Louis	W, 10-9
2/20	at Auburn	L, 3-11
2/23	% Indiana	W, 4-3
2/24	% Georgia Southern	W, 16-10
2/25	% Southern Miss	W, 3-2
3/2	^ Michigan	W, 13-6
3/2	^ at Mississippi State	L, 1-2
3/3	^ Michigan	L, 3-11
3/4	^ at Mississippi State	L, 4-12
3/9	* Middle Tennessee	L, 4-13
3/10	* Middle Tennessee	W, 4-3
3/11	* Middle Tennessee	L, 7-11
3/16	* at Florida Atlantic	W, 12-6
3/17	* at Florida Atlantic	W, 8-3
3/18	* at Florida Atlantic	W, 13-5
3/20	at UAB	L, 6-7

3/23	* FIU	W, 7-6
3/24	* FIU	L, 1-9
3/25	* FIU	W, 8-4
3/27	Jacksonville State	W, 15-2
3/30	* at Western Kentucky	L, 5-14
3/31	* at Western Kentucky	L, 1-13
4/1	* at Western Kentucky	W, 4-2
4/4	at Kennesaw State	L, 0-1
4/6	Coastal Carolina	L, 6-13
4/7	Coastal Carolina	W, 6-5
4/8	Coastal Carolina	W, 7-6
4/13	* Louisiana	L, 3-13
4/14	* Louisiana	L, 3-4
4/15	* Louisiana	W, 14-4
4/17	Kennesaw State	W, 11-5
4/20	* at Arkansas State	W, 7-0
4/21	* at Arkansas State	W, 6-4
4/22	* at Arkansas State	W, 4-1
4/24	at Jacksonville State	W, 6-5
4/25	Auburn	W, 5-4
4/27	* ULM	W, 27-11
4/28	* ULM	L, 7-8
4/29	* ULM	W, 9-4
5/1	Samford	W, 7-6
5/4	* at Little Rock	L, 0-2
5/5	* at Little Rock	L, 1-4
5/6	* at Little Rock	L, 2-8
5/8	UAB	W, 20-15
5/11	* New Orleans	W, 6-4
5/12	* New Orleans	W, 17-4
5/13	* New Orleans	L, 7-8
5/17	* at South Alabama	W, 8-6
5/18	* at South Alabama	L, 0-8
5/19	* at South Alabama	L, 1-8
5/23	! ULM	W, 7-0
5/24	! Louisiana	L, 7-9
5/25	! at South Alabama	L, 1-4
6/1	\$ Southern Miss	L, 2-15
6/1	\$ Sam Houston State	L, 6-7

* - Sun Belt Game

% - Wiregrass Classic, Dothan, Ala

^ - Cadence Bank Classic, Starkville, Miss.

! - Sun Belt Tournament, Mobile, Ala.

\$ - NCAA Regional, Oxford, Miss.

2008 • 32-26 / 18-12 SBC

2/22	Rhode Island	W, 9-2
2/23	Rhode Island	W, 9-0
2/23	Rhode Island	W, 6-1
2/24	Rhode Island	W, 3-1
2/26	at Kennesaw State	W, 3-1
2/29	% Penn State	W, 5-2
3/1	% Wake Forest	W, 1-0
3/1	% Wake Forest	L, 3-8
3/2	% Kennesaw State	W, 10-6
3/4	^ Alabama	W, 5-4
3/5	at Alabama	L, 2-8
3/7	* FIU	W, 13-12
3/8	* FIU	L, 2-8
3/9	* FIU	W, 12-3
3/11	Kennesaw State	W, 12-11
3/14	at Arizona State	L, 9-15
3/15	at Arizona State	L, 1-8
3/16	at Arizona State	L, 1-7
3/18	Auburn	L, 4-6
3/19	North Florida	W, 11-10
3/21	* at Western Kentucky	W, 5-4
3/22	* at Western Kentucky	W, 5-3
3/23	* at Western Kentucky	W, 9-7
3/25	at UAB	L, 5-10
3/28	* New Orleans	L, 1-6
3/29	* New Orleans	L, 3-12
3/30	* New Orleans	W, 11-7
4/1	at Southern Miss	L, 4-7
4/2	at Southern Miss	L, 5-7
4/4	* Arkansas State	W, 8-4
4/5	* Arkansas State	W, 7-4
4/6	* Arkansas State	W, 8-2
4/8	at Samford	L, 3-4
4/11	* at Florida Atlantic	L, 5-6
4/12	* at Florida Atlantic	W, 7-2
4/13	* at Florida Atlantic	L, 6-17
4/15	Jacksonville State	L, 6-14
4/16	Samford	W, 9-1
4/18	* Little Rock	W, 4-0
4/19	* Little Rock	L, 5-6
4/20	* Little Rock	W, 15-3
4/23	at Jacksonville State	W, 10-3
4/25	* at Louisiana	L, 3-7
4/26	* at Louisiana	L, 3-5
4/26	* at Louisiana	W, 11-4
4/29	at Auburn	W, 6-3
5/2	* at Middle Tennessee	L, 13-16
5/3	* at Middle Tennessee	W, 11-10
5/4	* at Middle Tennessee	L, 3-7
5/9	* at ULM	W, 11-7
5/10	* at ULM	W, 24-6
5/11	* at ULM	L, 5-8
5/13	UAB	L, 2-13
5/15	* South Alabama	L, 0-7
5/16	* South Alabama	W, 9-7
5/17	* South Alabama	W, 6-5
5/21	! at Louisiana	L, 1-6
5/22	! New Orleans	L, 6-7

* - Sun Belt Game

% - Wiregrass Classic, Dothan, Ala

^ - Riverwalk Stadium, Montgomery, Ala.

! - Sun Belt Tournament, Lafayette, La.

2009 • 33-23 / 18-10 SBC

2/20	% Kentucky	L, 3-8
2/21	% Southern Illinois	W, 8-2
2/21	% James Madison	W, 6-3
2/22	% Southern Illinois	W, 10-3
2/25	at Kennesaw State	W, 15-5
2/27	Memphis	L, 5-7
2/28	Memphis	W, 19-3
3/3	Alabama	W, 6-2
3/4	Samford	W, 6-5
3/6	* at FIU	L, 0-5
3/7	* at FIU	L, 0-1
3/8	* at FIU	W, 6-5
3/10	at North Florida	W, 8-7
3/11	at North Florida	L, 9-10
3/13	LeMoyne	W, 4-1
3/14	LeMoyne	W, 10-3
3/15	LeMoyne	L, 9-12
3/18	Jacksonville State	L, 3-9
3/20	* Western Kentucky	L, 4-7
3/21	* Western Kentucky	W, 9-7
3/22	* Western Kentucky	L, 4-6
3/24	at Jacksonville State	W, 5-1
3/28	* at New Orleans	L, 10-13
3/28	* at New Orleans	W, 8-7
3/29	* at New Orleans	W, 19-8
4/1	Southern Miss	L, 4-10
4/1	Southern Miss	L, 0-8
4/3	* at Arkansas State	W, 5-2
4/4	* at Arkansas State	W, 7-3
4/5	* at Arkansas State	W, 12-7
4/7	at Alabama	L, 4-22
4/8	at Samford	W, 17-11
4/10	* Florida Atlantic	W, 12-3
4/11	* Florida Atlantic	W, 6-5
4/12	* Florida Atlantic	W, 11-5
4/17	* at Little Rock	W, 12-9
4/21	UAB	W, 11-3
4/22	at UAB	L, 8-15
4/24	* Louisiana	L, 0-5
4/25	* Louisiana	L, 2-6
4/26	* Louisiana	W, 12-3
4/28	at Auburn	L, 6-26
4/29	Auburn	L, 8-13
5/1	* Middle Tennessee	W, 15-1
5/2	* Middle Tennessee	L, 1-8
5/3	* Middle Tennessee	W, 7-6
5/8	* ULM	W, 13-5
5/9	* ULM	W, 7-5
5/10	* ULM	W, 8-4
5/12	Kennesaw State	W, 4-2
5/14	* at South Alabama	L, 5-6
5/15	* at South Alabama	L, 6-13
5/16	* at South Alabama	W, 12-7
5/20	! South Alabama	W, 10-4
5/21	! Western Kentucky	L, 11-14
5/22	! ULM	L, 1-16

* - Sun Belt Game

% - Caravelle Resort Invitational, Myrtle Beach, SC

! - Sun Belt Tournament, Troy, Ala.

2010 • 36-25 / 16-14 SBC

2/19	Hofstra	W, 18-2
2/20	Hofstra	W, 22-2
2/21	Hofstra	W, 8-3
2/23	Samford	L, 7-9
2/26	at #16 Arkansas	L, 1-10
2/27	at #16 Arkansas	L, 8-10
2/28	at #16 Arkansas	L, 6-7
3/5	Bethune-Cookman	L, 4-8
3/6	Bethune-Cookman	W, 18-2

3/7	Bethune-Cookman	W, 9-4
3/12	* Florida Atlantic	L, 8-13
3/13	* Florida Atlantic	L, 4-5
3/14	* Florida Atlantic	W, 10-6
3/16	North Florida	W, 9-6
3/17	North Florida	L, 9-10
3/19	* at FIU	L, 2-4
3/20	* at FIU	L, 6-7
3/21	* at FIU	W, 14-12
3/23	at Jacksonville State	L, 3-7
3/27	Brown	W, 9-2
3/27	Brown	W, 6-3
3/28	Brown	W, 11-2
3/29	Brown	W, 26-3
3/31	Auburn	W, 5-4
4/2	* Little Rock	W, 6-3
4/3	* Little Rock	W, 5-4
4/4	* Little Rock	L, 4-9
4/6	at Samford	W, 11-9
4/9	* at Louisiana	L, 0-6
4/10	* at Louisiana	L, 5-9
4/11	* at Louisiana	L, 5-8
4/13	UAB	L, 5-11
4/14	at UAB	W, 8-4
4/16	* Middle Tennessee	W, 10-1
4/17	* Middle Tennessee	L, 9-13
4/18	* Middle Tennessee	L, 4-9
4/20	at Auburn	L, 3-16
4/23	* at New Orleans	W, 11-3
4/24	* at New Orleans	W, 15-0
4/25	* at New Orleans	W, 10-8
4/30	* #27 Western Kentucky	L, 4-7
5/1	* #27 Western Kentucky	W, 5-4
5/2	* #27 Western Kentucky	W, 6-3
5/5	Jacksonville State	W, 13-11
5/7	* at ULM	L, 0-7
5/8	* at ULM	W, 13-3
5/9	* at ULM	W, 3-2
5/11	Kennesaw State	W, 10-8
5/14	* Arkansas State	L, 4-5
5/15	* Arkansas State-1	W, 11-6
5/15	* Arkansas State-2	W, 9-3
5/18	at Kennesaw State	W, 19-6
5/20	* at South Alabama	W, 17-0
5/21	* at South Alabama	W, 6-2
5/22	* at South Alabama	L, 10-11
5/26	! at Middle Tennessee	W, 15-4
5/27	! Arkansas State	L, 2-12
5/28	! at Middle Tennessee	W, 6-5
5/29	! Arkansas State	W, 12-5
5/29	! Arkansas State	W, 12-8
5/30	! FIU	L, 10-14

* - Sun Belt Game

! - Sun Belt Tournament, Murfreesboro, Tenn.

2011 • 43-19 / 21-9 SBC**Sun Belt Champions****NCAA Regional**

2/18	High Point	W, 17-3
2/19	High Point	W, 8-7
2/19	High Point	W, 6-1
2/20	High Point	W, 5-3
2/25	Southern Miss	W, 4-3
2/26	Southern Miss	L, 1-4
2/27	Southern Miss	W, 13-4
3/1	at Samford	L, 1-6
3/4	Southeast Missouri	W, 9-0
3/5	Southeast Missouri	W, 2-1
3/6	Southeast Missouri	W, 7-2
3/8	at Alabama	L, 5-6

3/11	New Orleans	W, 15-2
3/12	New Orleans	W, 9-2
3/12	New Orleans	W, 7-3
3/13	New Orleans	W, 10-0
3/15	Florida A&M	W, 15-4
3/18	* South Alabama	W, 7-1
3/19	* South Alabama	L, 4-10
3/20	* South Alabama	W, 6-1
3/25	* Little Rock	W, 6-2
3/26	* Little Rock	W, 7-2
3/27	* Little Rock	W, 13-3
3/29	at Auburn	L, 1-6
4/1	* at Arkansas State	W, 1-0
4/2	* at Arkansas State	W, 2-1
4/3	* at Arkansas State	W, 5-3
4/5	Auburn	W, 14-6
4/8	* FIU	W, 4-0
4/9	* FIU	W, 9-5
4/10	* FIU	L, 4-12
4/12	at Jacksonville State	L, 6-7
4/16	* at Middle Tennessee	W, 11-1
4/16	* at Middle Tennessee	L, 0-1
4/17	* at Middle Tennessee	L, 0-4
4/19	UAB	L, 1-8
4/20	Alabama A&M	W, 8-0
4/22	* #38 Western Kentucky	W, 6-3
4/23	* #38 Western Kentucky	W, 11-3
4/24	* #38 Western Kentucky	W, 12-9
4/26	at UAB	L, 3-4
4/30	* at Florida Atlantic	W, 9-7
4/30	* at Florida Atlantic	L, 9-15
5/1	* at Florida Atlantic	L, 1-7
5/3	Jacksonville State	W, 8-7
5/6	* Louisiana	W, 7-1
5/7	* Louisiana	L, 1-17
5/8	* Louisiana	W, 13-3
5/10	at Florida A&M	W, 12-2
5/13	* at ULM	W, 5-3
5/14	* at ULM	L, 3-4
5/15	* at ULM	W, 13-4
5/17	Samford	W, 14-1
5/19	* at South Alabama	L, 8-9
5/20	* at South Alabama	W, 11-6
5/21	* at South Alabama	W, 10-7
5/25	! Little Rock	L, 2-4
5/26	! Florida Atlantic	W, 9-6
5/27	! Western Kentucky	W, 4-2
6/3	\$ Oklahoma State	W, 9-2
6/4	\$ at Vanderbilt	L, 2-10
6/5	\$ Belmont	L, 2-5

* - Sun Belt Game

! - Sun Belt Tournament, Monroe, La.

\$ - NCAA Regional, Nashville, Tenn.

2012 • 28-30 / 14-16 SBC

2/17	Central Michigan	W, 7-3
2/18	Central Michigan	W, 12-10
2/19	Central Michigan	L, 7-14
2/24	at Southern Miss	W, 3-0
2/25	at Southern Miss	L, 1-2
2/26	at Southern Miss	L, 1-8
2/28	Samford	W, 13-6
3/2	at Bethune-Cookman	L, 2-3
3/3	at Bethune-Cookman	W, 26-3
3/4	at Bethune-Cookman	W, 7-6
3/6	UAB	L, 7-9
3/7	East Carolina	W, 8-2
3/9	Monmouth	W, 6-5
3/10	Monmouth	L, 5-7
3/11	Monmouth	L, 1-5
3/16	* at South Alabama	L, 2-7

3/17	* at South Alabama	W, 10-6
3/18	* at South Alabama	L, 4-16
3/20	Alabama	W, 9-0
3/23	* at Little Rock	L, 3-5
3/24	* at Little Rock	W, 8-7
3/25	* at Little Rock	L, 3-7
3/27	at Jacksonville State	W, 9-1
3/28	at Alabama State	L, 2-4
3/30	* Arkansas State	W, 7-6
3/31	* Arkansas State	L, 8-16
4/1	* Arkansas State	L, 4-5
4/3	at UAB	L, 3-4
4/6	* at FIU	L, 7-11
4/7	* at FIU	L, 3-5
4/8	* at FIU	L, 2-4
4/10	Jacksonville State	W, 15-7
4/13	* Middle Tennessee	L, 10-12
4/14	* Middle Tennessee	W, 6-2
4/15	* Middle Tennessee	W, 10-3
4/17	at Auburn	L, 4-7
4/20	* at Western Kentucky	W, 13-3
4/21	* at Western Kentucky	L, 4-9
4/22	* at Western Kentucky	L, 5-6
4/24	Auburn	L, 0-7
4/25	Alabama A&M	W, 9-1
4/27	* Florida Atlantic	L, 3-7
4/28	* Florida Atlantic	W, 6-4
4/29	* Florida Atlantic	W, 9-0
5/1	at Samford	L, 4-15
5/4	* at Louisiana	L, 8-9
5/5	* at Louisiana	W, 8-1
5/6	* at Louisiana	W, 10-8
5/11	* ULM	W, 9-4
5/12	* ULM	W, 5-1
5/12	* ULM	L, 3-4
5/15	at Alabama	L, 5-10
5/17	* South Alabama	W, 7-6
5/18	* South Alabama	L, 3-11
5/19	* South Alabama	W, 8-5
5/24	! FIU	W, 6-1
5/25	! Arkansas State	W, 8-3
5/26	! Middle Tennessee	L, 5-8

* - Sun Belt Game

! - Sun Belt Tournament, Bowling Green, Ky.

2013 • 42-20 / 20-10 SBC

Sun Belt Champions

NCAA Regional

2/15	Florida A&M	W, 8-2
2/16	Florida A&M	W, 22-5
2/16	Florida A&M	W, 11-1
2/17	Florida A&M	W, 12-2
2/22	# Texas Tech	W, 10-3
2/23	# Connecticut	L, 8-13
2/26	at Alabama State	L, 3-4
2/27	Jackson State	W, 7-2
3/1	Southern Miss	L, 4-12
3/2	Southern Miss	W, 6-3
3/3	Southern Miss	W, 8-3
3/8	Hartford	W, 9-5
3/9	Hartford	W, 8-1
3/10	Southeastern Louisiana	W, 3-1
3/12	UAB	L, 3-9
3/15	* South Alabama	L, 10-11
3/16	* South Alabama	L, 5-7
3/17	* South Alabama	W, 8-7
3/19	at Jacksonville State	W, 13-5
3/22	* at ULM	L, 2-4
3/23	* at ULM	W, 10-6
3/24	* at ULM	W, 10-0
3/26	Auburn	W, 11-2
3/29	* Middle Tennessee	W, 3-2
3/30	* Middle Tennessee	W, 3-0
3/31	* Middle Tennessee	W, 5-3
4/2	Alabama State	W, 10-3
4/5	* at Louisiana	L, 6-7
4/6	* at Louisiana	L, 2-9
4/7	* at Louisiana	W, 10-4
4/9	Jacksonville State	W, 8-4
4/10	at Samford	W, 15-4
4/12	* at Western Kentucky	W, 11-3
4/13	* at Western Kentucky	L, 4-5
4/14	* at Western Kentucky	L, 6-7
4/16	Alabama A&M	W, 13-1
4/17	Alabama A&M	W, 15-7
4/19	* Little Rock	W, 2-1
4/20	* Little Rock	W, 14-6
4/21	* Little Rock	W, 10-5
4/23	Samford	W, 8-2
4/26	* at Florida Atlantic	W, 8-3
4/27	* at Florida Atlantic	L, 0-1
4/28	* at Florida Atlantic	W, 5-3



Troy celebrates a walk-off victory over Alabama in the 2013 Tallahassee Regional

5/3	*	FIU	W, 11-5
5/4	*	FIU	W, 14-3
5/5	*	FIU	W, 3-1
5/8	at	Alabama	L, 2-11
5/10	*	Arkansas State	W, 1-0
5/11	*	Arkansas State	W, 4-3
5/12	*	Arkansas State	L, 14-15
5/14	at	UAB	L, 4-6
5/16	*	at South Alabama	L, 1-8
5/17	*	at South Alabama	W, 8-3
5/18	*	at South Alabama	W, 6-3
5/22	!	Arkansas State	W, 3-2
5/23	!	Florida Atlantic	L, 1-3
5/24	!	Arkansas State	L, 2-3
5/31	\$	Alabama	W, 5-2
6/1	\$	at Florida State	L, 0-11
6/2	\$	Alabama	W, 9-8
6/2	\$	at Florida State	L, 4-11

* - Sun Belt Game

! - Sun Belt Tournament, Lafayette, La.

\$ - NCAA Regional, Tallahassee, Fla.

2014 • 25-32 / 11-18 SBC

2/14		Northern Kentucky	W, 7-0
2/15		Northern Kentucky	W, 6-2
2/15		Northern Kentucky	L, 5-6
2/16		Northern Kentucky	W, 14-4
2/21		Central Michigan	L, 1-4
2/22		Central Michigan	L, 2-3
2/22		Central Michigan	W, 5-4
2/23		Central Michigan	W, 3-2
2/25	at	Florida A&M	W, 7-6
2/28	at	Southern Miss	L, 1-3
3/1	at	Southern Miss	W, 5-0
3/2	at	Southern Miss	L, 6-7
3/4		Samford	L, 9-11
3/7		New Orleans	L, 3-5
3/8		New Orleans	W, 3-1
3/9		New Orleans	W, 3-2
3/11	at	Alabama State	W, 8-5
3/14	*	at South Alabama	W, 5-0
3/15	*	at South Alabama	L, 1-2
3/18		Jacksonville State	L, 3-7
3/19		Alabama State	W, 8-5
3/21	*	ULM	L, 4-7
3/22	*	ULM	W, 4-3
3/23	*	ULM	W, 19-3
3/25	&	#30 Alabama	L, 5-10
3/28	*	at Georgia State	L, 6-8
3/29	*	at Georgia State	L, 3-6
3/30	*	at Georgia State	W, 13-9
4/1	at	UAB	W, 7-2
4/4	*	#2 Louisiana	L, 4-15
4/5	*	#2 Louisiana	L, 8-11
4/5	*	#2 Louisiana	L, 0-11
4/8	at	Auburn	L, 0-6
4/9		Alabama A&M	W, 9-6
4/11	*	Western Kentucky	L, 4-5
4/12	*	Western Kentucky	W, 11-6
4/13	*	Western Kentucky	W, 10-5
4/18	*	at Little Rock	L, 5-9
4/19	*	at Little Rock	W, 3-0
4/20	*	at Little Rock	L, 4-10
4/22	at	Samford	L, 2-6
4/23	at	Jacksonville State	L, 1-2
4/25	*	UT Arlington	L, 6-11
4/26	*	UT Arlington	W, 11-8
4/27	*	UT Arlington	L, 5-6
5/2	*	at Texas State	L, 3-7
5/3	*	at Texas State	L, 2-5
5/4	*	at Texas State	L, 2-6

5/10	*	at Arkansas State	W, 2-1
5/10	*	at Arkansas State	L, 7-10
5/11	*	at Arkansas State	L, 5-8
5/15	*	South Alabama	W, 6-5
5/16	*	South Alabama	W, 7-3
5/17	*	South Alabama	L, 3-7
5/21	!	Arkansas State	W, 4-3
5/22	!	UT Arlington	L, 3-7
5/23	!	Arkansas State	L, 0-12

* - Sun Belt Game

! - Sun Belt Tournament, Mobile, Ala.

& - Pensacola, Fla.

2015 • 30-25 / 18-10 SBC

2/13		Northwestern State	W, 6-0
2/14		Northwestern State	W, 8-7
2/14		Northwestern State	W, 5-0
2/15		Northwestern State	L, 5-9
2/20	&	Saint Louis	L, 1-2
2/21	&	North Florida	W, 2-1
2/22	&	Nicholls State	W, 10-2
2/24		Samford	W, 6-0
2/27		Southern Miss	W, 6-2
2/28		Southern Miss	L, 2-6
3/1		Southern Miss	L, 0-5
3/3	at	Alabama State	L, 8-12
3/6	*	Louisiana	L, 5-6
3/7	*	Louisiana	L, 2-6
3/8	*	Louisiana	L, 5-10
3/10		UAB	L, 1-7
3/11	at	Jacksonville State	L, 4-18
3/14	*	Georgia Southern	L, 1-15
3/14	*	Georgia Southern	W, 6-1
3/15	*	Georgia Southern	W, 2-1
3/20	*	Little Rock	W, 4-3
3/21	*	Little Rock	L, 4-14
3/21	*	Little Rock	W, 6-1
3/24		Jacksonville State	L, 1-8
3/25	at	Florida A&M	L, 1-2
3/27		Alabama A&M	W, 10-2
3/28		Alabama A&M	W, 2-1
3/28		Alabama A&M	W, 8-1
3/29		Alabama A&M	W, 4-1
3/31		Alabama State	L, 3-9
4/3	*	at Appalachian State	W, 6-3
4/4	*	at Appalachian State	L, 2-5
4/5	*	at Appalachian State	W, 12-5
4/8		Kennesaw State	L, 2-3
4/11	*	Arkansas State	W, 3-1
4/11	*	Arkansas State	W, 4-2
4/12	*	Arkansas State	W, 6-5
4/14	at	Samford	L, 2-13
4/18	*	at UT Arlington	L, 4-15
4/18	*	at UT Arlington	W, 7-6
4/19	*	at UT Arlington	L, 7-10
4/22	at	Kennesaw State	W, 6-2
4/24	*	Texas State	W, 3-1
4/25	*	Texas State	W, 10-4
4/26	*	Texas State	W, 9-6
5/1	*	at ULM	L, 2-4
5/2	*	at ULM	L, 2-6
5/3	*	at ULM	W, 8-5
5/6		Florida A&M	L, 0-6
5/8	*	Georgia State	W, 4-2
5/9	*	Georgia State	W, 3-2
5/10	*	Georgia State	W, 2-0
5/14	*	at South Alabama	W, 2-1
5/20	!	UT Arlington	L, 5-13
5/21	!	Louisiana	L, 8-12

* - Sun Belt Game

! - Sun Belt Tournament, Troy, Ala.

& - Pensacola, Fla.

2016 • 32-26 / 17-13 SBC

2/19		Northern Kentucky	W, 10-3
2/20		Northern Kentucky	W, 5-0
2/20		Northern Kentucky	W, 6-1
2/21		Northern Kentucky	W, 4-2
2/24		UAB	W, 2-1
2/26	at	Southeastern Louisiana	W, 3-2
2/27	at	Southeastern Louisiana	W, 5-1
2/28	at	Southeastern Louisiana	L, 2-7
3/1		#22 Alabama	L, 1-2
3/2	at	UAB	L, 0-7
3/4	&	Auburn	W, 4-3
3/5	&	Southern Miss	L, 2-6
3/6	&	Michigan State	L, 0-3
3/8	at	Samford	L, 20-6
3/9	at	Jacksonville State	W, 10-0
3/11	*	#16 Louisiana	L, 2-4
3/12	*	#16 Louisiana	W, 4-1
3/13	*	#16 Louisiana	L, 3-8
3/18	*	at Georgia Southern	W, 2-1
3/19	*	at Georgia Southern	L, 0-7
3/20	*	at Georgia Southern	W, 8-4
3/22		Alabama A&M	W, 8-0
3/24	*	at Little Rock	L, 8-11
3/25	*	at Little Rock	L, 3-4
3/26	*	at Little Rock	L, 9-10
3/29		Alabama State	W, 8-0
4/2		New Orleans	L, 6-10
4/2		New Orleans	W, 9-6
4/3		New Orleans	W, 9-4
4/5		Samford	W, 5-3
4/8	*	Appalachian State	W, 9-7
4/9	*	Appalachian State	W, 4-3
4/10	*	Appalachian State	W, 3-2
4/12		Jacksonville State	L, 7-8
4/15	*	at Arkansas State	W, 11-1
4/16	*	at Arkansas State	L, 3-4
4/17	*	at Arkansas State	W, 8-1
4/19	at	Alabama	L, 3-5
4/22	*	UT Arlington	W, 5-2
4/23	*	UT Arlington	L, 5-18
4/24	*	UT Arlington	L, 2-4
4/29	*	at Texas State	W, 12-8
4/30	*	at Texas State	W, 5-3
5/1	*	at Texas State	L, 1-4
5/4	at	Alabama State	W, 3-1
5/6	*	ULM	W, 5-3
5/7	*	ULM	L, 2-6
5/8	*	ULM	L, 3-4
5/10	at	Auburn	L, 2-7
5/11		#3 Mississippi State	L, 3-7
5/13	*	at Georgia State	W, 4-2
5/14	*	at Georgia State	W, 9-3
5/15	*	at Georgia State	W, 16-3
5/19	*	South Alabama	L, 3-8
5/20	*	South Alabama	W, 4-2
5/21	*	South Alabama	W, 8-0
5/25	!	Texas State	L, 6-11
5/26	!	Arkansas State	L, 12-13

* - Sun Belt Game

! - Sun Belt Tournament, San Marcos, Texas

& - Pensacola, Fla.

2017 • 31-25 / 16-14 SBC

2/17		Xavier	L, 2-6
2/18		Xavier	W, 2-1 (10)
2/18		Xavier	L, 2-8
2/19		Xavier	W, 5-2
2/24	at	New Orleans	W, 12-9
2/25	at	New Orleans	L, 2-3 (13)
2/26	at	New Orleans	W, 4-3 (10)

2/28	at UAB	W, 4-2	3/13	at UAB	W, 4-1	3/16	*	Arkansas State	L, 6-10
3/3	^ Seton Hall	W, 6-3	3/16	* Little Rock	L, 1-3	3/17	*	Arkansas State	L, 4-10
3/4	^ South Alabama	L, 4-6	3/17	* Little Rock	W, 2-0	3/20		Maine	W, 12-0
3/5	^ Southeastern Louisiana	L, 4-5	3/18	* Little Rock	L, 1-3	3/22	*	at #16 Coastal Carolina	L, 2-4
3/10	Hofstra	W, 4-0	3/20	Samford	W, 14-2	3/23	*	at #16 Coastal Carolina	L, 7-9
3/11	Hofstra	L, 5-9	3/23	* at Louisiana	W, 6-2	3/24	*	at #16 Coastal Carolina	W, 10-8
3/11	Hofstra	W, 7-1	3/24	* at Louisiana	W, 8-5	3/29	**	Louisiana	W, 5-4
3/12	Hofstra	W, 16-7 (8)	3/25	* at Louisiana	L, 3-4	3/30	**	Louisiana	W, 10-6
3/17	* at Little Rock	W, 7-6	3/27	Alabama State	W, 14-1	3/31	**	Louisiana	L, 3-4
3/18	* at Little Rock	W, 6-3	3/29	* Georgia State	W, 14-4	4/2	at	Alabama	W, 8-4
3/19	* at Little Rock	L, 3-10	3/30	* Georgia State	L, 2-5	4/5	*	at Texas State	W, 7-3
3/21	Samford	W, 9-2	3/31	* Georgia State	W, 8-3	4/5	*	at Texas State	W, 7-6
3/22	at Samford	L, 3-4	4/4	at Jacksonville State	W, 16-13	4/6	*	at Texas State	L, 7-8
3/24	* #15 Louisiana	L, 5-6	4/6	* at Appalachian State	L, 2-5	4/9		UAB	L, 6-7
3/25	* #15 Louisiana	W, 7-5	4/7	* at Appalachian State	W, 6-2	4/10		Alabama State	W, 8-7
3/26	* #15 Louisiana	L, 2-7	4/8	* at Appalachian State	W, 15-3	4/12	*	at Georgia State	W, 10-6
3/31	* at UT Arlington	L, 6-9	4/13	* #17 Coastal Carolina	W, 4-2	4/13	*	at Georgia State	L, 5-12
3/31	* at UT Arlington	L, 2-5	4/14	* #17 Coastal Carolina	L, 2-3	4/13	*	at Georgia State	W, 10-5
4/1	* at UT Arlington	W, 13-5	4/14	* #17 Coastal Carolina	L, 4-5	4/16		Samford	L, 5-15
4/4	Alabama	W, 12-11	4/17	Alabama A&M	W, 10-2	4/18	*	Appalachian State	W, 8-2
4/7	* Georgia Southern	L, 3-5	4/18	at Alabama State	W, 10-2	4/19	*	Appalachian State	W, 9-1
4/8	* Georgia Southern	L, 3-6	4/20	* at Arkansas State	W, 4-3	4/20	*	Appalachian State	L, 7-9
4/9	* Georgia Southern	W, 4-0	4/21	* at Arkansas State	W, 13-10	4/24	at	Samford	L, 3-4
4/11	at Alabama State	W, 6-4	4/21	* at Arkansas State	W, 12-9	4/26	*	at Little Rock	L, 3-4
4/13	* at Georgia State	L, 3-9	4/24	at Alabama	L, 3-4	4/27	*	at Little Rock	W, 11-5
4/14	* at Georgia State	L, 2-3 (12)	4/27	* UT Arlington	W, 8-4	4/28	*	at Little Rock	L, 3-4
4/15	* at Georgia State	W, 5-3	4/28	* UT Arlington	W, 7-6	4/30	at	Alabama State	W, 20-5
4/18	UAB	L, 1-6	4/29	* UT Arlington	L, 11-16	5/3	*	Georgia Southern	W, 10-3
4/19	at Jacksonville State	W, 10-5	5/1	Jacksonville State	W, 8-2	5/4	*	Georgia Southern	W, 5-4
4/21	* Texas State	W, 4-0	5/4	* at Georgia Southern	L, 0-3	5/5	*	Georgia Southern	L, 3-11
4/22	* Texas State	W, 4-3 (11)	5/5	* at Georgia Southern	L, 4-7	5/8		Alabama	L, 3-7
4/22	* Texas State	W, 6-3	5/6	* at Georgia Southern	W, 7-0	5/10	*	ULM	W, 15-4
4/25	at Auburn	W, 5-2	5/9	^ Mississippi State	L, 8-9	5/11	*	ULM	W, 10-4
4/28	* at Coastal Carolina	W, 4-0	5/11	* at ULM	W, 8-1	5/11	*	ULM	L, 6-14
4/29	* at Coastal Carolina	L, 4-5	5/12	* at ULM	W, 7-2	5/14	at	Southern Miss	L, 2-12
4/30	* at Coastal Carolina	L, 8-11	5/13	* at ULM	W, 4-2	5/16	*	at South Alabama	L, 2-8
5/3	Jacksonville State	L, 3-4	5/15	#22 Auburn	W, 9-5	5/17	*	at South Alabama	W, 6-2
5/5	* Appalachian State	W, 9-1	5/18	* South Alabama	W, 3-0	5/18	*	at South Alabama	W, 10-2
5/6	* Appalachian State	L, 2-12	5/18	* South Alabama	W, 11-1	5/22	!	Little Rock	L, 5-6
5/7	* Appalachian State	W, 11-3	5/19	* South Alabama	L, 5-8	5/23	!	Louisiana	W, 10-7
5/10	Alabama State	W, 4-3 (11)	5/23	! Texas State	W, 5-1	5/24	!	Little Rock	W, 5-4
5/12	* ULM	W, 9-1	5/24	! at Louisiana	W, 10-1	5/25	!	Georgia Southern	L, 0-1
5/13	* ULM	W, 10-9	5/26	! Texas State	W, 10-0				
5/14	* ULM	W, 8-3	5/27	! Coastal Carolina	L, 6-11				
5/16	at #8 Mississippi State	L, 8-10	6/1	\$ #18 Duke	W, 6-0				
5/18	* at #25 South Alabama	W, 5-4	6/3	\$ at #8 Georgia	L, 7-11				
5/19	* at #25 South Alabama	L, 6-10	6/3	\$ #18 Duke	L, 6-15				
5/20	* at #25 South Alabama	L, 7-10							
5/26	! #26 South Alabama	L, 1-9							

* - Sun Belt Game

! - Sun Belt Tournament, Statesboro, Ga.

^ - Pensacola, Fla.

2018 • 42-21 / 19-11 SBC

NCAA Regional

2/16	UT Martin	W, 14-2
2/17	UT Martin	W, 10-4
2/17	UT Martin	W, 6-2
2/18	UT Martin	W, 12-1
2/21	at Auburn	L, 5-6
2/23	at #5 Florida State	L, 3-7
2/24	at #5 Florida State	L, 5-6
2/25	at #5 Florida State	L, 4-9
2/28	UAB	W, 3-2
3/2	Tennessee Tech	W, 10-7
3/3	Tennessee Tech	L, 6-10
3/4	Tennessee Tech	W, 13-12
3/6	at Samford	W, 5-4
3/9	Gardner-Webb	W, 6-4
3/10	Gardner-Webb	W, 6-3
3/10	Gardner-Webb	W, 6-0

2019 • 31-29 / 16-14 SBC

2/14	Central Michigan	W, 3-2
2/16	Central Michigan	W, 7-6
2/16	Central Michigan	L, 3-5
2/17	Central Michigan	L, 2-5
2/23	at Louisiana Tech	W, 4-3
2/24	at Louisiana Tech	L, 4-11
2/24	at Louisiana Tech	W, 7-5
2/27	Jacksonville State	L, 7-9
3/1	Southeastern Louisiana	W, 5-2
3/2	Southeastern Louisiana	W, 8-3
3/2	Southeastern Louisiana	L, 4-19
3/5	% #21 Tennessee	L, 2-11
3/8	North Alabama	W, 5-0
3/9	North Alabama	W, 3-1
3/9	North Alabama	W, 6-2
3/12	at UAB	L, 6-8
3/13	at Jacksonville State	L, 5-9 (11)
3/15	* Arkansas State	L, 3-9

2020 • 9-8 / 0-0 SBC

2/14	Northern Kentucky	W, 18-6
2/15	Northern Kentucky	W, 17-3
2/15	Northern Kentucky	W, 12-2
2/16	Northern Kentucky	W, 20-11
2/19	Jackson State	W, 14-5
2/21	Louisiana Tech	W, 4-0
2/22	Louisiana Tech	W, 7-4
2/23	Louisiana Tech	L, 0-9
2/25	Alabama State	W, 5-0
2/28	at No. 1 Florida	L, 2-3
2/29	at No. 1 Florida	L, 7-10
3/1	at No. 1 Florida	L, 1-7
3/3	at UAB	L, 2-5
3/6	^ Michigan State	L, 0-1
3/7	^ Samford	W, 5-3
3/8	^ Louisiana	L, 4-8
3/10	% Southern Miss	L, 7-9

Remainder of season canceled due to COVID-19 pandemic

^ - Pensacola Cox Diamond Invitational

& - Riverwalk Stadium, Montgomery, Ala.

2021 • 27-26 / 13-11 SBC

2/19	Youngstown State	W, 10-4
2/20	Youngstown State	W, 8-2

2/20	Youngstown State	W, 13-6	3/13	Indiana	W, 6-4	3/28	at Alabama State	W, 13-10
2/21	Youngstown State	L, 2-4	3/13	Indiana	W, 7-4	3/29	at Florida A&M	W, 12-2
2/23	UAB	W, 10-3	3/18	* Louisiana	W, 7-1	3/31	* Southern Miss	L, 1-4
2/26	Jacksonville	W, 6-3	3/19	* Louisiana	W, 4-3	4/1	* Southern Miss	W, 5-4
2/27	Jacksonville	W, 8-1	3/20	* Louisiana	W, 8-3	4/2	* Southern Miss	L, 3-13
2/28	Jacksonville	W, 9-0	3/22	Alabama State	W, 11-1	4/4	at Alabama	L, 2-10
3/3	at Alabama	L, 1-9	3/25	* at UT Arlington	L, 5-8	4/6	* at Arkansas State	W, 6-5
3/5	at Southeastern Louisiana	L, 2-7	3/26	* at UT Arlington	L, 6-7	4/7	* at Arkansas State	W, 8-1
3/6	at Southeastern Louisiana	L, 1-7	3/27	* at UT Arlington	W, 7-3	4/8	* at Arkansas State	L, 7-17
3/7	at Southeastern Louisiana	L, 2-4	3/29	at Alabama State	W, 5-4	4/11	Samford	W, 7-6
3/9	Samford	L, 5-6	4/1	* Little Rock	W, 5-4	4/14	* at #28 Louisiana	W, 9-6
3/12	Tulane	L, 4-9	4/2	* Little Rock	L, 3-4	4/16	* at #28 Louisiana	W, 6-2
3/13	Tulane	W, 12-3	4/3	* Little Rock	L, 6-10	4/16	* at #28 Louisiana	L, 1-2
3/14	Tulane	L, 2-14	4/6	at SE Louisiana	L, 4-5	4/18	at Jacksonville State	W, 11-1
3/19	* Georgia Southern	L, 1-8	4/8	* at ULM	W, 7-2	4/21	* Texas State	W, 10-8
3/20	* Georgia Southern	W, 11-8	4/9	* at ULM	W, 12-7	4/22	* Texas State	W, 22-5
3/21	* Georgia Southern	W, 8-4	4/10	* at ULM	W, 13-10	4/23	* Texas State	L, 5-9
3/24	at Alabama State	W, 16-3	4/12	Jacksonville State	W, 12-5	4/25	at Auburn	W, 8-7
3/26	UCF	L, 3-6	4/14	* South Alabama	L, 3-11	4/28	* at South Alabama	L, 2-5
3/27	UCF	W, 2-1	4/15	* South Alabama	W, 10-8	4/28	* at South Alabama	W, 8-1
3/28	UCF	W, 14-12	4/15	* South Alabama	L, 6-11	4/30	* at South Alabama	L, 4-9
4/1	* South Alabama	L, 0-6	4/22	* at Arkansas State	L, 3-4	5/2	Jacksonville State	W, 8-5
4/2	* South Alabama	L, 3-6	4/23	* at Arkansas State	W, 6-1	5/5	* Georgia Southern	W, 15-7
4/3	* South Alabama	L, 0-8	4/23	* at Arkansas State	L, 3-4	5/6	* Georgia Southern	W, 16-5
4/6	at Samford	L, 3-4	4/26	at Georgia Tech	W, 12-8	5/7	* Georgia Southern	L, 7-9
4/9	* Texas State	L, 2-4	4/29	* Georgia State	W, 10-1	5/9	^ vs Alabama	L, 2-7
4/10	* Texas State	L, 1-3	4/30	* Georgia State	W, 4-3	5/12	* at Marshall	W, 7-6
4/11	* Texas State	W, 5-3	5/1	* Georgia State	W, 3-2	5/13	* at Marshall	W, 6-3
4/13	at UAB	W, 12-4	5/3	at Samford	W, 10-8	5/14	* at Marshall	W, 4-2
4/16	* at Georgia State	W, 4-0	5/7	* at Georgia Southern	L, 1-24	5/18	* App State	W, 3-2
4/17	* at Georgia State	L, 5-7	5/7	* at Georgia Southern	L, 4-8	5/19	* App State	W, 7-5
4/18	* at Georgia State	L, 15-17	5/8	* at Georgia Southern	L, 9-10	5/20	* App State	L, 8-12
4/20	at Jacksonville State	L, 1-6	5/10	Auburn	L, 4-11	5/24	! App State	W, 10-9
4/23	* Appalachian State	W, 2-0	5/13	* Coastal Carolina	L, 6-10	5/25	! #16 Southern Miss	L, 6-7
4/25	* Appalachian State	W, 9-4	5/14	* Coastal Carolina	L, 3-7	5/26	! App State	L, 10-14
4/25	* Appalachian State	W, 12-2	5/15	* Coastal Carolina	L, 7-11	6/2	\$ Boston College	W, 11-10
4/27	Jacksonville State	W, 2-0	5/17	UAB	L, 8-10	6/3	\$ at #16 Alabama	L, 8-11
4/30	at Florida State	L, 2-3	5/19	* at App State	W, 14-5	6/4	\$ Boston College	L, 1-4
5/1	at Florida State	W, 3-0	5/20	* at App State	W, 9-2			
5/2	at Florida State	L, 2-4	5/21	* at App State	L, 3-6			
5/7	* at Coastal Carolina	W, 9-7	5/27	! Coastal Carolina	W, 6-4			
5/8	* at Coastal Carolina	W, 9-7	5/28	! Georgia Southern	L, 0-8			
5/9	* at Coastal Carolina	W, 10-6						
5/14	* Arkansas State	W, 12-4						
5/15	* Arkansas State	W, 3-1						
5/16	* Arkansas State	L, 5-9						
5/20	#22 Auburn	W, 9-5						
5/21	* at Louisiana	W, 6-5						
5/22	* at Louisiana	L, 2-3						
5/19	* at Louisiana	L, 1-2						
5/25	! Arkansas State	W, 6-9						
5/28	! UT Arlington	L, 5-11						

* - Sun Belt Game
! - Sun Belt Tournament, Montgomery, Ala.

2022 • 32-24 / 15-15 SBC

2/18	Holy Cross	W, 2-1
2/19	Holy Cross	W, 23-2
2/19	Holy Cross	W, 11-3
2/20	Holy Cross	W, 8-1
2/23	at Auburn	L, 1-13
2/25	at Jacksonville	L, 5-6
2/26	at Jacksonville	W, 5-3
2/27	at Jacksonville	L, 3-5
3/2	at Alabama	L, 1-8
3/4	Kennesaw State	W, 7-2
3/5	Kennesaw State	L, 4-9
3/6	Kennesaw State	W, 9-6
3/9	at Jacksonville State	W, 14-6
3/11	Indiana	W, 2-1

* - Sun Belt Game

! - Sun Belt Tournament, Montgomery, Ala.

2023 • 40-22 / 18-12 SBC

2/17	Evansville	W, 12-7
2/18	Evansville	W, 8-7
2/19	Evansville	W, 11-10
2/21	Alabama State	W, 10-2
2/24	Stony Brook	W, 9-4
2/25	Stony Brook	W, 15-11
2/26	Stony Brook	W, 9-7
2/28	UAB	W, 8-7
3/3	USC Upstate	W, 5-2
3/4	USC Upstate	W, 15-9
3/5	USC Upstate	W, 10-0
3/7	#24 Florida Gulf Coast	L, 5-10
3/8	#24 Florida Gulf Coast	L, 5-13
3/10	at UCF	L, 3-5
3/11	at UCF	W, 12-3
3/12	at UCF	W, 5-4
3/14	Columbia	L, 7-9
3/18	* at Georgia State	L, 9-10
3/18	* at Georgia State	L, 5-15
3/19	* at Georgia State	L, 6-12
3/22	Florida A&M	W, 10-0
3/24	* ULM	W, 7-5
3/25	* ULM	W, 7-5
3/25	* ULM	W, 4-3

* - Sun Belt Game

^ - Montgomery, Ala.

! - Sun Belt Tournament, Montgomery, Ala.

\$ - NCAA Regional, Tuscaloosa, Ala.

2024 • 37-22 / 18-12 SBC

2/16	SIU-Edwardsville	W, 9-8
2/17	SIU-Edwardsville	W, 24-13
2/17	SIU-Edwardsville	L, 6-7
2/18	SIU-Edwardsville	W, 11-0
2/20	at Florida A&M	W, 13-2
2/23	Harvard	W, 4-3
2/24	Harvard	W, 14-3
2/25	Harvard	W, 11-1
2/27	Kent State	W, 6-2
2/28	Kent State	W, 12-11
3/1	at Northwestern State	L, 3-5
3/2	at Northwestern State	L, 3-6
3/3	at Northwestern State	W, 7-0
3/6	at #13 Alabama	L, 7-8
3/9	at Indiana	W, 8-1
3/10	at Indiana	L, 7-10
3/10	at Indiana	W, 15-11
3/12	^ Auburn	L, 2-8
3/15	* at ULM	W, 7-1
3/16	* at ULM	L, 4-8
3/16	* at ULM	W, 6-4
3/19	at UAB	W, 9-8
3/22	* South Alabama	L, 8-12
3/23	* South Alabama	L, 8-10
3/24	* South Alabama	W, 4-3
3/25	Florida A&M	W, 12-2

3/28	*	at Southern Miss	L, 4-14
3/29	*	at Southern Miss	W, 9-8
3/30	*	at Southern Miss	L, 3-5
4/2		at Alabama State	W, 14-3
4/3		at Jacksonville State	W, 18-10
4/5	*	Arkansas State	W, 14-0
4/6	*	Arkansas State	W, 12-5
4/7	*	Arkansas State	W, 9-8
4/13	*	at App State	W, 17-2
4/13	*	at App State	L, 1-11
4/14	*	at App State	W, 13-5
4/16		at Samford	W, 10-8
4/17		Jacksonville State	L, 3-5
4/19	*	Georgia State	L, 8-10
4/20	*	Georgia State	W, 9-5
4/21	*	Georgia State	W, 10-7
4/26	*	at #12 Coastal Carolina	W, 8-6
4/27	*	at #12 Coastal Carolina	W, 11-4
4/28	*	at #12 Coastal Carolina	W, 15-3
4/30		Alabama State	W, 12-3
5/3	*	#18 Louisiana	W, 16-5
5/4	*	#18 Louisiana	W, 8-4
5/5	*	#18 Louisiana	L, 13-14
5/7		#22 Alabama	L, 6-7
5/10	*	at Texas State	L, 0-6
5/11	*	at Texas State	W, 5-3
5/12	*	at Texas State	L, 6-8
5/16	*	James Madison	L, 10-14
5/17	*	James Madison	L, 4-9
5/18	*	James Madison	W, 11-3
5/22	!	App State	W, 6-5
5/23	!	#22 Southern Miss	L, 5-6
5/24	!	App State	L, 6-10

* - Sun Belt Game

^ - Madison, Ala.

! - Sun Belt Tournament, Montgomery, Ala.

AIR FORCE (7-2)

Home: 1-0 Away: 3-0 Neutral: 3-2

Date	Location	Result
1996	Montgomery	L, 6-9
1996	Air Force	W, 22-19
1996	Air Force	W, 15-3
1996	Air Force	W, 5-3
1997	Troy	W, 7-3
1997	Montgomery	W, 5-4
1998	Niceville	W, 13-5
1998	Niceville	W, 3-2

AKRON (1-0)

Home: 0-0 Away: 0-0 Neutral: 1-0

Date	Location	Result
1996	Jacksonville	W, 9-3

ALABAMA (12-30)

Home: 4-6 Away: 5-20 Neutral: 3-4

Date	Location	Result
4/1/75	Troy	L, 1-3
4/1/75	Troy	L, 0-3
3/22/78	Tuscaloosa	L, 4-5
3/22/78	Tuscaloosa	L, 5-6
4/14/79	Tuscaloosa	W, 5-2
4/14/79	Tuscaloosa	W, 3-0
5/15/91	Troy	L, 7-15
4/29/93	Dothan	L, 5-6
4/13/94	Dothan	L, 4-6
2/21/95	Tuscaloosa	L, 1-2
5/22/97	Tuscaloosa	L, 5-8
4/14/98	Troy	W, 8-4
2/24/99	Tuscaloosa	L, 2-4
2/24/99	Tuscaloosa	L, 4-5
3/22/06	Tuscaloosa	W, 8-5
6/3/06	Tuscaloosa	L, 3-4
6/5/06	Tuscaloosa	L, 5-14
2/14/07	Tuscaloosa	W, 7-5
3/4/08	Montgomery	W, 5-4
3/5/08	Tuscaloosa	L, 2-8
3/3/09	Troy	W, 6-2
4/7/09	Tuscaloosa	L, 4-22
3/8/11	Tuscaloosa	L, 5-6
3/20/12	Troy	W, 9-0
5/15/12	Tuscaloosa	L, 5-10
5/8/13	Tuscaloosa	L, 2-11
5/31/13	Tallahassee	W, 5-2
6/2/13	Tallahassee	W, 9-8
3/25/14	Pensacola	L, 5-10
3/1/16	Troy	L, 1-2
4/19/16	Tuscaloosa	L, 3-5
4/4/17	Troy	W, 12-11
4/24/18	Tuscaloosa	L, 3-4
4/2/19	Tuscaloosa	W, 8-4
5/8/19	Troy	L, 3-7
3/3/21	Tuscaloosa	L, 1-9
3/2/22	Tuscaloosa	L, 1-8
3/4/23	Tuscaloosa	L, 2-10
3/9/23	Montgomery	L, 2-7
6/3/23	Tuscaloosa	L, 8-11
3/6/24	Tuscaloosa	L, 7-8
5/7/24	Troy	L, 6-7

ALABAMA A&M (14-0)

Home: 13-0 Away: 1-0 Neutral: 0-0

Date	Location	Result
4/18/04	Troy	W, 8-2
4/18/04	Troy	W, 6-0

3/23/05	Normal	W, 23-1
4/20/11	Troy	W, 8-0
4/25/12	Troy	W, 9-1
4/16/13	Troy	W, 13-1
4/17/13	Troy	W, 15-7
4/9/14	Troy	W, 9-6
3/27/15	Troy	W, 10-2
3/28/15	Troy	W, 2-1
3/28/15	Troy	W, 8-1
3/29/15	Troy	W, 4-1
3/22/16	Troy	W, 8-0
4/17/18	Troy	W, 10-2

ALABAMA-HUNTSVILLE (1-0)

Home: 0-0 Away: 1-0 Neutral: 1-0

Date	Location	Result
2005	Huntsville	W, 15-11

ALABAMA STATE (34-4)

Home: 18-1 Away: 14-3 Neutral: 2-0

Date	Location	Result
2/18/93	Troy	W, 11-2
4/14/94	Troy	W, 14-2
3/3/95	Montgomery	W, 12-8
4/6/95	Troy	W, 8-6
2/12/97	Troy	W, 11-4
3/31/97	Montgomery	W, 15-4
2/9/99	Troy	W, 5-0
3/2/99	Montgomery	W, 23-11
2/15/01	Montgomery (N)	W, 15-1
4/10/01	Troy	W, 8-7
2/5/02	Montgomery	W, 12-6
4/9/02	Troy	W, 13-3
4/22/03	Montgomery	W, 14-4
3/16/04	Montgomery	W, 16-1
4/13/04	Troy	W, 17-1
3/28/12	Montgomery	L, 2-4
2/26/13	Montgomery	L, 3-4
4/2/13	Troy	W, 10-3
3/11/14	Montgomery	W, 8-5
3/19/14	Troy	W, 8-5
3/3/15	Montgomery	L, 8-12
3/31/15	Troy	L, 3-9
3/29/16	Troy	W, 8-0
5/4/16	Montgomery	W, 3-1
4/11/17	Montgomery	W, 6-4
5/10/17	Troy	W, 4-3
3/27/18	Troy	W, 14-1
4/18/18	Montgomery	W, 10-2
4/10/19	Troy	W, 8-7
4/30/19	Montgomery	W, 20-5
2/25/20	Troy	W, 5-0
3/24/21	Montgomery	W, 16-3
3/22/22	Troy	W, 11-1
3/29/22	Montgomery	W, 5-4
2/21/23	Troy	W, 10-2
3/28/23	Montgomery	W, 13-10
4/2/24	Montgomery	W, 14-3
4/30/24	Troy	W, 12-3

ALBANY STATE (6-0)

Home: 4-0 Away: 2-0 Neutral: 1-0

Date	Location	Result
1990	Troy	W, 2-0
1990	Troy	W, 5-1
1990	Albany	W, 11-0
1990	Albany	W, 10-0
1991	Troy	W, 29-6
1991	Troy	W, 7-2

ALMA (0-1)

Home: 0-1 Away: 0-0 Neutral: 1-0

Date	Location	Result
1971	Troy	L, 2-3

APPALACHIAN STATE (22-9)

Home: 12-3 Away: 8-4 Neutral: 2-2

Date	Location	Result
4/3/15	Boone	W, 6-3
4/4/15	Boone	L, 2-5
4/5/15	Boone	W, 12-5
4/8/16	Troy	W, 9-7
4/9/16	Troy	W, 4-3
4/10/16	Troy	W, 3-2
5/5/17	Troy	W, 9-1
5/6/17	Troy	L, 2-12
5/7/17	Troy	W, 11-3
4/6/18	Boone	L, 2-5
4/7/18	Boone	W, 6-2
4/8/18	Boone	W, 15-3
4/18/19	Troy	W, 8-2
4/19/19	Troy	W, 9-1
4/20/19	Troy	L, 7-9
4/23/21	Troy	W, 2-0
4/24/21	Troy	W, 9-4
4/25/21	Troy	W, 12-2
5/19/22	Boone	W, 14-5
5/20/22	Boone	W, 9-2
5/21/22	Boone	L, 3-6
5/18/23	Troy	W, 3-2
5/19/23	Troy	W, 7-6
5/20/23	Troy	L, 10-14
5/24/23	Montgomery	W, 10-9
5/26/23	Montgomery	L, 10-14
4/13/24	Boone	W, 17-2
4/13/24	Boone	L, 1-11
4/14/24	Boone	W, 13-5
5/22/24	Montgomery	W, 6-5
5/24/24	Montgomery	L, 6-10

ARIZONA STATE (0-3)

Home: 0-0 Away: 0-3 Neutral: 0-0

Date	Location	Result
2008	Tempe	L, 9-15
2008	Tempe	L, 1-8
2008	Tempe	L, 1-7

ARKANSAS (1-5)

Home: 1-2 Away: 0-3 Neutral: 0-0

Date	Location	Result
2/9/07	Troy	L, 1-13
2/10/07	Troy	W, 13-8
2/11/07	Troy	L, 2-16
2/26/10	Fayetteville	L, 1-10
2/27/10	Fayetteville	L, 8-10
2/28/10	Fayetteville	L, 6-7

ARKANSAS STATE (40-16)

Home: 14-7 Away: 21-6 Neutral: 5-3

Date	Location	Result
4/21/06	Jonesboro	W, 10-7
4/22/06	Jonesboro	W, 9-2
4/23/06	Jonesboro	W, 11-6
4/20/07	Jonesboro	W, 7-0
4/21/07	Jonesboro	W, 6-4
4/22/07	Jonesboro	W, 4-1
4/4/08	Troy	W, 8-4
4/5/08	Troy	W, 7-4
4/6/08	Troy	W, 8-2
4/3/09	Jonesboro	W, 5-2
4/4/09	Jonesboro	W, 7-3
4/5/09	Jonesboro	W, 12-7
5/14/10	Troy	L, 4-5
5/15/10	Troy	W, 11-6
5/15/10	Troy	W, 9-3
5/27/10	Murfreesboro	L, 2-12
5/29/10	Murfreesboro	W, 12-5
5/29/10	Murfreesboro	W, 12-8
4/1/11	Jonesboro	W, 1-0
4/2/11	Jonesboro	W, 2-1
4/3/11	Jonesboro	W, 5-3
3/30/12	Troy	W, 7-6
3/31/12	Troy	L, 8-16
4/1/12	Troy	L, 4-5
5/25/12	Bowling Green	W, 8-3
5/10/13	Troy	W, 1-0
5/11/13	Troy	W, 4-3
5/12/13	Troy	L, 14-15
5/22/13	Lafayette	W, 3-2
5/24/13	Lafayette	L, 2-3
5/10/14	Jonesboro	W, 2-1
5/10/14	Jonesboro	L, 7-10
5/11/14	Jonesboro	L, 5-8
5/21/14	Mobile	W, 4-3
5/23/14	Mobile	L, 0-12
4/11/15	Troy	W, 3-1
4/11/15	Troy	W, 4-2
4/12/15	Troy	W, 6-5
4/15/16	Jonesboro	W, 11-1
4/16/16	Jonesboro	L, 3-4
4/17/16	Jonesboro	W, 8-1
4/20/18	Jonesboro	W, 4-3
4/21/18	Jonesboro	W, 13-10
4/21/18	Jonesboro	W, 12-9
3/15/19	Troy	L, 3-9
3/16/19	Troy	L, 6-10
3/17/19	Troy	L, 4-10
5/14/21	Troy	W, 12-4
5/15/21	Troy	W, 3-1
5/16/21	Troy	L, 5-9
5/25/21	Montgomery	L, 6-9
4/22/22	Jonesboro	L, 3-4
4/23/22	Jonesboro	W, 6-1
4/23/22	Jonesboro	L, 3-4
4/6/23	Jonesboro	W, 6-5
4/7/23	Jonesboro	W, 6-5
4/8/23	Jonesboro	L, 7-17
4/5/24	Troy	W, 14-0
4/6/24	Troy	W, 12-5
4/7/24	Troy	W, 9-8

ARMSTRONG ATLANTIC (1-0)

Home: 0-0 Away: 1-0 Neutral: 0-0

Date	Location	Result
1994	Savannah	W, 9-8

ARMY (1-0)

Home: 0-0 Away: 0-0 Neutral: 1-0

Date	Location	Result
1998	Montgomery	W, 10-4

ATHENS STATE (5-3)

Home: 5-1 Away: 0-2 Neutral: 0-0

Date	Location	Result
1970	Troy	W, 1-0
1971	Troy	W, 9-0
1972	Troy	W, 2-1
1972	Troy	W, 5-2
1972	Troy	L, 0-1
1972	Troy	W, 7-6
1974	Athens	L, 1-2
1974	Athens	L, 2-3

AUBURN (24-57)

Home: 10-13 Away: 9-37 Neutral: 5-6

Date	Location	Result
1911	*No record of this game*	
1935	Auburn	L, 1-4
1935	Troy	W, 7-6
1935	Troy	L, 7-10
1936	Auburn	L, 4-10
1936	Auburn	L, 0-5
1936	Troy	L, 1-2
1936	Troy	L, 1-3
1937	Auburn	L, 2-17
1937	Auburn	W, 10-5
1937	Troy	L, 1-2 (5)
1937	Troy	L, 4-12
1938	Auburn	L, 9-12
1938	Auburn	L, 9-15
1938	Troy	unknown
1938	Troy	L, 1-5
1959	Auburn	L, 3-4
1959	Auburn	L, 4-13
1959	Auburn	L, 5-6
1975	Auburn	W, 5-3
1976	Auburn	L, 0-12
1977	Auburn	L, 1-4
1978	Auburn	L, 1-4
1979	Auburn	L, 2-3
1980	Auburn	L, 2-6
1981	Troy	L, 5-6
1981	Auburn	L, 10-15
1982	Troy	W, 5-4
1982	Auburn	L, 12-14
1983	Troy	W, 6-5
1983	Auburn	W, 1-0
1984	Troy	L, 11-16
1984	Auburn	W, 14-9
1985	Troy	L, 6-12
1985	Auburn	W, 9-5
1992	Auburn	L, 1-4
1993	Auburn	L, 3-7
1994	Auburn	L, 9-32
1994	Montgomery	W, 6-3
1995	Auburn	L, 7-11
1995	Montgomery	L, 2-6
1996	Montgomery	L, 4-11
1996	Troy	W, 9-2
1997	Auburn	L, 7-10
1998	Auburn	L, 0-10
1999	Auburn	W, 12-5
2000	Auburn	L, 7-14
2000	Montgomery	L, 8-11

2001	Auburn	L, 3-4
2001	Montgomery	L, 0-5
2002	Montgomery	W, 11-6
2003	Auburn	L, 1-5
2003	Montgomery	L, 2-13
2004	Auburn	L, 2-4
2004	Montgomery	W, 4-3
2005	Auburn	L, 2-12
2005	Troy	L, 3-4
2006	Auburn	L, 4-5
2006	Troy	W, 12-7
2006	Montgomery	W, 7-6
2007	Auburn	L, 3-11
2007	Troy	W, 5-4
2008	Troy	L, 4-6
2008	Auburn	W, 6-3
2009	Auburn	L, 6-26
2009	Troy	L, 8-13
2010	Troy	W, 5-4
2010	Auburn	L, 3-16
2011	Auburn	L, 1-6
2011	Troy	W, 14-6
2012	Auburn	L, 4-7
2012	Troy	L, 0-7
2013	Troy	W, 11-2
2014	Auburn	L, 0-6
2016	Pensacola	W, 4-3
2016	Auburn	L, 2-7
2017	Auburn	W, 5-2
2018	Auburn	L, 5-6
2018	Troy	W, 9-5
2022	Auburn	L, 1-13
2022	Troy	L, 4-11
2023	Auburn	W, 8-7
2024	Madison	L, 2-8

AUBURN-MONTGOMERY (17-8)

Home: 11-3 Away: 6-5 Neutral: 0-0

Date	Location	Result
1988	Montgomery	W, 4-3
1988	Montgomery	W, 5-2
1988	Troy	W, 10-1
1988	Troy	W, 15-5
1989	Montgomery	W, 6-3
1989	Montgomery	W, 6-2
1989	Troy	W, 9-2
1989	Troy	W, 12-10
1990	Troy	W, 8-4
1990	Montgomery	W, 6-2
1991	Montgomery	L, 5-6
1991	Montgomery	W, 7-6
1991	Troy	L, 2-5
1991	Troy	W, 12-4
1992	Troy	W, 7-5
1992	Troy	L, 4-8
1992	Montgomery	L, 1-5
1992	Montgomery	L, 1-5
1993	Troy	W, 4-3
1993	Troy	W, 10-1
1993	Troy	W, 12-3
1993	Montgomery	L, 1-6
1993	Montgomery	L, 2-3
1994	Troy	W, 7-6
1995	Troy	L, 4-17

AUGUSTA COLLEGE (1-1)

Home: 1-0 Away: 0-1 Neutral: 0-0

Date	Location	Result
------	----------	--------

1993	Troy	W, 7-1
1993	Augusta	L, 9-10

AUSTIN PEAY (6-4)

Home: 3-3 Away: 3-1 Neutral: 0-0

Date	Location	Result
1977	Troy	W, 6-2
1982	Troy	W, 7-1
1994	Troy	L, 6-7
1994	Troy	W, 4-2
1994	Clarksville	W, 7-3
1994	Clarksville	W, 10-9
2000	Clarksville	W, 16-11
2000	Clarksville	L, 4-12
2000	Troy	L, 2-6
2000	Troy	L, 2-6

BALL STATE (2-0)

Home: 2-0 Away: 0-0 Neutral: 0-0

Date	Location	Result
1990	Troy	W, 6-4
1990	Troy	W, 14-3

BELHAVEN (1-0)

Home: 0-0 Away: 0-0 Neutral: 1-0

Date	Location	Result
1984	Panama City	W, 11-3

BELLARMINE (2-3)

Home: 2-3 Away: 0-0 Neutral: 0-0

Date	Location	Result
1976	Troy	L, 5-7
1976	Troy	L, 0-8
1980	Troy	L, 5-6
1980	Troy	W, 3-1
1980	Troy	W, 2-1

BELMONT (7-7)

Home: 3-3 Away: 4-3 Neutral: 0-1

Date	Location	Result
1994	Nashville	L, 7-9
2002	Troy	L, 3-6
2002	Troy	W, 5-3
2002	Troy	W, 5-4
2003	Nashville	L, 1-7
2003	Nashville	L, 0-1
2003	Nashville	W, 10-7
2004	Troy	L, 2-10
2004	Troy	L, 2-3
2004	Troy	W, 5-4
2005	Nashville	W, 7-6
2005	Nashville	W, 5-4
2005	Nashville	W, 8-6
2011	Nashville*	L, 2-5

*hosted by Vanderbilt

BENEDICTINE (7-0)

Home: 7-0 Away: 0-0 Neutral: 0-0

Date	Location	Result
1975	Troy	W, 7-4
1981	Troy	W, 9-5
1981	Troy	W, 5-0
1983	Troy	W, 8-7
1983	Troy	W, 17-7
1983	Troy	W, 4-1
1983	Troy	W, 12-3

BETHUNE-COOKMAN (4-2)

Home: 2-1 Away: 2-1 Neutral: 0-0

Date	Location	Result
2010	Troy	L, 4-8
2010	Troy	W, 18-2
2010	Troy	W, 9-4
2012	Daytona Beach	L, 2-3
2012	Daytona Beach	W, 26-3
2012	Daytona Beach	W, 7-6

B'HAM SOUTHERN (10-21)

Home: 7-11 Away: 3-10 Neutral: 0-0

Date	Location	Result
1970	Troy	L, 1-13
1970	Birmingham	L, 1-7
1971	Birmingham	L, 5-17
1971	Troy	W, 6-5
1972	Troy	L, 6-7
1972	Troy	L, 3-14
1973	Birmingham	L, 2-12
1973	Troy	W, 6-4
1974	Troy	L, 3-12
1974	Troy	L, 0-11
1975	Birmingham	L, 1-6
1975	Troy	L, 6-13
1982	Troy	W, 11-7
1982	Birmingham	W, 5-2
1983	Birmingham	W, 9-8
1984	Troy	L, 5-6
1984	Troy	L, 0-1
1985	Birmingham	L, 4-5
1985	Birmingham	L, 1-7
1988	Troy	L, 6-12
1990	Troy	W, 17-3
1990	Birmingham	W, 10-9
1991	Troy	W, 5-3
2003	Birmingham	L, 2-7
2003	Troy	L, 2-7
2004	Birmingham	L, 2-3
2004	Troy	L, 3-7
2005	Troy	W, 4-3
2005	Birmingham	L, 0-6
2006	Troy	W, 15-8
2006	Birmingham	L, 8-15

BOSTON COLLEGE (1-1)

Home: 0-0 Away: 0-0 Neutral: 1-1

Date	Location	Result
6/2/23	Tuscaloosa	W, 11-10
6/4/23	Tuscaloosa	L, 1-4

BOWLING GREEN (2-0)

Home: 0-0 Away: 0-0 Neutral: 2-0

Date	Location	Result
1993	Panama City	W, 9-8
1997	Homestead	W, 12-11

BRADLEY (1-0)

Home: 0-0 Away: 0-0 Neutral: 0-0

Date	Location	Result
1997	Homestead	W, 7-1

BROOKLYN (1-0)

Home: 0-0 Away: 0-0 Neutral: 1-0

Date	Location	Result
1982	Panama City	W, 5-3

BROWN (4-0)**Home: 0-0 Away: 0-0 Neutral: 0-0**

Date	Location	Result
2010	Troy	W, 9-2
2010	Troy	W, 6-3
2010	Troy	W, 11-2
2010	Troy	W, 26-3

BUTLER (3-1)**Home: 2-0 Away: 0-0 Neutral: 1-1**

Date	Location	Result
1979	Troy	W, 8-4
1979	Troy	W, 4-1
1981	Marietta	W, 8-7
1992	Panama City	L, 5-6

CAL STATE - DOMINGUEZ (1-0)**Home: 0-0 Away: 0-0 Neutral: 1-0**

Date	Location	Result
1987	Montgomery	W, 6-2

CAL STATE - NORTHRIDGE (0-1)**Home: 0-0 Away: 0-0 Neutral: 0-1**

Date	Location	Result
1984	Riverside	L, 4-11

CAMPBELL (16-7)**Home: 10-2 Away: 4-5 Neutral: 2-0**

Date	Location	Result
1996	Jacksonville	W, 4-3
1999	Troy	W, 13-4
1999	Troy	W, 14-1
1999	Troy	W, 15-1
2000	Buies Creek	L, 4-5
2000	Buies Creek	L, 2-8
2000	Buies Creek	W, 7-6
2001	Troy	W, 9-2
2001	Troy	W, 8-2
2001	Troy	W, 4-1
2002	Buies Creek	L, 9-11
2002	Buies Creek	L, 2-10
2002	Buies Creek	W, 6-0
2003	Troy	W, 5-4
2003	Troy	L, 0-2
2003	Troy	L, 1-3
2004	Buies Creek	W, 4-2
2004	Buies Creek	L, 6-10
2004	Buies Creek	W, 4-2
2004	DeLand	W, 13-11
2005	Troy	W, 10-7
2005	Troy	W, 16-5
2005	Troy	W, 11-3

CAMPBELLSVILLE (Ky.) (4-0)**Home: 4-0 Away: 0-0 Neutral: 0-0**

Date	Location	Result
1978	Troy	W, 13-0
1978	Troy	W, 16-4
1979	Troy	W, 27-2
1981	Troy	W, 10-2

CENTENARY (7-2)**Home: 3-0 Away: 4-2 Neutral: 0-0**

Date	Location	Result
1998	Troy	W, 8-3
1998	Troy	W, 3-1
1998	Troy	W, 11-1
1998	Shreveport	L, 5-6

1998	Shreveport	W, 12-0
1998	Shreveport	W, 4-1
1999	Shreveport	W, 3-2
1999	Shreveport	W, 11-1
1999	Shreveport	L, 7-13

CENTRAL CONN. ST. (8-5)**Home: 5-4 Away: 3-1 Neutral: 0-0**

Date	Location	Result
1994	Troy	W, 15-4
1995	Troy	W, 1-0
1995	Troy	W, 7-0
1995	Troy	L, 7-11
1995	Troy	W, 4-3
1996	New Britain	W, 3-1
1996	New Britain	W, 5-1
1996	New Britain	L, 0-1
1996	New Britain	W, 3-1
1997	Troy	L, 1-2
1997	Troy	L, 2-4
1997	Troy	W, 7-3
1997	Troy	L, 1-4

CENTRAL FLORIDA (13-19)**Home: 7-8 Away: 4-8 Neutral: 2-3**

Date	Location	Result
5/15/98	Kissimmee	W, 12-9
3/6/99	Troy	L, 7-8
3/6/99	Troy	W, 4-3
3/7/99	Troy	W, 11-10
4/29/00	Orlando	W, 14-7
4/29/00	Orlando	L, 0-7
4/30/00	Orlando	L, 8-9
4/20/01	Troy	L, 2-9
4/21/01	Troy	L, 2-7
4/21/01	Troy	L, 4-5
5/16/01	Jacksonville	L, 1-18
3/15/02	Orlando	L, 7-17
3/16/02	Orlando	L, 1-7
3/16/02	Orlando	L, 2-6
5/23/02	DeLand	L, 4-12
5/3/03	Troy	W, 8-7
5/3/03	Troy	L, 2-7
5/4/03	Troy	L, 3-7
5/1/04	Orlando	W, 5-0
5/1/04	Orlando	L, 0-7
5/2/04	Orlando	L, 1-7
5/28/04	DeLand	W, 9-7
5/6/05	Troy	L, 8-19
5/7/05	Troy	W, 6-5
5/8/05	Troy	W, 8-4
5/27/05	DeLand	L, 1-5
3/26/21	Troy	L, 3-6
3/27/21	Troy	W, 2-1
3/28/21	Troy	W, 14-12
3/10/23	Orlando	L, 3-5
3/11/23	Orlando	W, 12-3
3/12/23	Orlando	W, 5-4

CENTRAL MICHIGAN (6-5)**Home: 6-5 Away: 0-0 Neutral: 0-0**

Date	Location	Result
2/17/12	Troy	W, 7-3
2/18/12	Troy	W, 12-10
2/19/12	Troy	L, 7-14
2/21/14	Troy	L, 1-4
2/22/14	Troy	L, 2-3
2/22/14	Troy	W, 5-4

2/23/14	Troy	W, 3-2
2/14/19	Troy	W, 3-2
2/16/19	Troy	W, 7-6
2/16/19	Troy	L, 3-5
2/17/19	Troy	L, 2-5

CENTRAL MISSOURI ST. (2-3)**Home: 2-2 Away: 0-0 Neutral: 0-1**

Date	Location	Result
1988	Cleveland	L, 7-8
1989	Troy	L, 7-11
1989	Troy	W, 4-2
1989	Troy	L, 3-7
1992	Troy	W, 8-5

CHARLESTON (2-0)**Home: 0-0 Away: 0-0 Neutral: 2-0**

Date	Location	Result
1989	Panama City	W, 3-0
1990	Panama City	W, 6-5

CHICAGO STATE (1-0)**Home: 1-0 Away: 0-0 Neutral: 0-0**

Date	Location	Result
1994	Troy	W, 9-3

CLEMSON (1-1)**Home: 1-1 Away: 0-0 Neutral: 0-0**

Date	Location	Result
1982	Troy	W, 5-3
1982	Troy	L, 0-4

CLEVELAND STATE (1-0)**Home: 0-0 Away: 0-0 Neutral: 1-0**

Date	Location	Result
1993	Panama City	W, 5-2

COASTAL CAROLINA (12-11)**Home: 3-6 Away: 8-4 Neutral: 1-1**

Date	Location	Result
4/6/07	Troy	L, 6-13
4/7/07	Troy	W, 6-5
4/8/07	Troy	W, 7-6
4/28/17	Conway	W, 4-0
4/29/17	Conway	L, 4-5
4/30/17	Conway	L, 8-11
4/13/18	Troy	W, 4-2
4/14/18	Troy	L, 2-3
4/14/18	Troy	L, 4-5
5/27/18	Lafayette	L, 6-11
3/22/19	Conway	L, 2-4
3/23/19	Conway	L, 7-9
3/26/19	Conway	W, 10-8
5/7/21	Conway	W, 9-7
5/8/21	Conway	W, 9-7
5/9/21	Conway	W, 10-6
5/13/22	Troy	L, 6-10
5/14/22	Troy	L, 3-7
5/15/22	Troy	L, 7-11
5/27/22	Montgomery	W, 6-4
4/26/24	Conway	W, 8-6
4/27/24	Conway	W, 11-4
4/28/24	Conway	W, 15-3

COLUMBIA (0-1)**Home: 0-1 Away: 0-0 Neutral: 0-0**

Date	Location	Result
3/14/23	Troy	L, 7-9

COLUMBUS STATE (31-13)**Home: 17-6 Away: 13-7 Neutral: 1-0**

Date	Location	Result
1972	Troy	L, 3-6
1979	Columbus	L, 1-7
1979	Troy	W, 4-3
1981	Troy	W, 7-3
1981	Columbus	W, 3-2
1982	Columbus	W, 5-1
1983	Troy	L, 2-5
1983	Columbus	W, 19-6
1984	Troy	W, 11-1
1984	Troy	W, 6-0
1984	Columbus	L, 2-12
1984	Columbus	W, 7-4
1985	Troy	W, 9-1
1985	Troy	W, 13-4
1985	Columbus	W, 7-3
1985	Columbus	L, 5-6
1986	Columbus	L, 2-4
1986	Columbus	W, 8-2
1986	Troy	W, 6-2
1986	Troy	W, 13-6
1986	Montgomery	W, 5-0
1987	Troy	L, 5-13
1987	Troy	W, 3-2
1987	Columbus	W, 4-1
1987	Columbus	L, 1-3
1987	Troy	W, 7-6
1988	Troy	W, 3-2
1988	Troy	W, 2-0
1988	Columbus	L, 0-1
1988	Columbus	W, 7-0
1989	Troy	L, 3-5
1989	Troy	W, 5-1
1990	Troy	W, 6-2
1990	Columbus	W, 10-2
1991	Troy	W, 7-0
1991	Troy	L, 2-6
1991	Columbus	W, 4-0
1991	Columbus	L, 5-6
1992	Troy	L, 5-10
1992	Columbus	W, 12-8
1993	Columbus	W, 11-4
1993	Columbus	W, 2-1
1993	Troy	W, 4-1
1993	Troy	W, 10-3

CONCORD (1-0)**Home: 0-0 Away: 0-0 Neutral: 1-0**

Date	Location	Result
1988	Panama City	W, 8-0

CONNECTICUT (0-3)**Home: 0-2 Away: 0-0 Neutral: 0-1**

Date	Location	Result
2000	Troy	L, 3-7
2000	Troy	L, 2-4
2013	Orlando	L, 8-13

CUMBERLAND (3-1)**Home: 1-1 Away: 0-0 Neutral: 0-0**

Date	Location	Result
NA / Game played before 1970*		
NA / Game played before 1970*		
1993	Troy	W, 2-1
1993	Troy	L, 1-2

C.W. POST (6-3)**Home: 4-0 Away: 2-3 Neutral: 0-0**

Date	Location	Result
1995	Brookville	W, 5-3
1995	Brookville	L, 0-3
1995	Brookville	W, 15-5
1996	Troy	W, 7-0
1996	Troy	W, 3-2
1996	Troy	W, 10-2
1996	Troy	W, 13-3
1997	Brookville	L, 6-15
1997	Brookville	L, 2-8

DELTA STATE (12-12)**Home: 4-3 Away: 6-8 Neutral: 1-2**

Date	Location	Result
1978	Cleveland	L, 6-8
1978	Cleveland	L, 0-8
1978	Cleveland	W, 10-5
1978	Cleveland	L, 4-8
1979	Livingston	L, 3-10
1979	Jacksonville	L, 6-10
1980	Troy	W, 12-1
1980	Troy	L, 0-8
1980	Troy	W, 24-8
1981	Cleveland	L, 7-8
1981	Cleveland	W, 8-6
1981	Cleveland	W, 3-2
1981	Troy	W, 5-4
1982	Jacksonville	W, 15-6
1985	Troy	L, 5-6
1985	Troy	L, 7-8
1985	Cleveland	W, 10-2
1985	Cleveland	W, 10-6
1987	Troy	W, 2-0
1988	Cleveland	L, 2-3
1988	Cleveland	W, 10-1
1988	Cleveland	L, 6-8
1988	Cleveland	L, 7-9
1991	Cleveland	L, 5-11

DETROIT MERCY (2-0)**Home: 2-0 Away: 0-0 Neutral: 0-0**

Date	Location	Result
1997	Troy	W, 7-4
1997	Troy	W, 5-4

DUQUESNE (0-1)**Home: 0-1 Away: 0-0 Neutral: 0-0**

Date	Location	Result
1997	Troy	L, 1-7

DUKE (1-1)**Home: 0-0 Away: 0-0 Neutral: 1-1**

Date	Location	Result
2018	Athens	W, 6-0
2018	Athens	L, 6-15

EAST CAROLINA (1-0)**Home: 1-0 Away: 0-0 Neutral: 0-0**

Date	Location	Result
2012	Troy	W, 8-2

EAST TENNESSEE STATE (1-2)**Home: 1-2 Away: 0-0 Neutral: 0-0**

Date	Location	Result
2001	Troy	W, 4-1
2001	Troy	L, 2-4
2001	Troy	L, 11-15

EASTERN ILLINOIS (16-10)**Home: 14-9 Away: 0-0 Neutral: 2-1**

Date	Location	Result
1980	Troy	W, 5-4
1980	Troy	W, 16-1
1980	Troy	W, 10-8
1980	Troy	W, 5-4
1980	Troy	L, 2-4
1981	Riverside	W, 12-3
1981	Riverside	L, 3-8
1982	Troy	W, 3-0
1982	Troy	L, 4-10
1982	Troy	L, 4-8
1985	Troy	W, 9-8
1985	Troy	L, 5-7
1985	Troy	W, 3-2
1985	Troy	W, 10-3
1986	Troy	W, 2-1
1986	Troy	L, 1-2
1986	Troy	L, 4-9
1986	Troy	L, 5-8
1988	Troy	W, 2-0
1988	Troy	L, 2-5
1988	Troy	W, 11-4
1988	Troy	W, 4-2
1989	Troy	W, 3-2
1995	Charleston	W, 13-6
1996	Troy	W, 9-5
1998	Troy	L, 11-12

EASTERN MICHIGAN (2-1)**Home: 0-0 Away: 0-0 Neutral: 2-1**

Date	Location	Result
1995	Lakeland	W, 14-3
1995	Lakeland	L, 5-9
1995	Lakeland	W, 6-1

ECKERD (0-1)**Home: 0-0 Away: 0-1 Neutral: 0-0**

Date	Location	Result
1977	St. Petersburg	L, 5-15

ELON (0-3)**Home: 0-3 Away: 0-0 Neutral: 0-0**

Date	Location	Result
2000	Troy	L, 7-8

EVANSVILLE (3-0)**Home: 3-0 Away: 0-0 Neutral: 0-0**

Date	Location	Result
2/17/23	Troy	W, 12-7
2/18/23	Troy	W, 8-7
2/19/23	Troy	W, 11-10

FAULKNER (21-3)**Home: 14-2 Away: 7-1 Neutral: 0-0**

Date	Location	Result
1983	Troy	W, 8-1
1983	Troy	W, 8-7
1983	Montgomery	W, 13-10
1984	Troy	W, 17-10

1984	Montgomery	W, 15-10
1985	Montgomery	W, 5-1
1985	Troy	W, 11-5
1986	Troy	W, 25-2
1986	Montgomery	W, 17-3
1987	Montgomery	W, 9-1
1987	Troy	W, 9-3
1988	Montgomery	L, 5-7
1988	Troy	W, 13-2
1989	Troy	L, 9-14
1989	Montgomery	W, 14-11
1990	Troy	W, 8-3
1990	Montgomery	W, 8-3
1991	Troy	W, 14-5
1991	Troy	W, 2-1
1997	Troy	W, 12-4
1999	Troy	W, 16-4
2000	Troy	W, 10-1
2000	Troy	W, 11-6
2002	Troy	L, 2-7

FERRIS STATE (7-3)**Home: 7-3 Away: 0-0 Neutral: 0-0**

Date	Location	Result
1987	Troy	W, 7-3
1987	Troy	L, 0-6
1988	Troy	W, 11-2
1988	Troy	L, 1-11
1988	Troy	W, 10-4
1988	Troy	L, 11-15
1989	Troy	W, 10-4
1989	Troy	W, 19-2
1989	Troy	W, 7-2
1989	Troy	W, 8-0

FLORIDA (1-7)**Home: 0-0 Away: 1-7 Neutral: 0-0**

Date	Location	Result
4/24/35	Gainesville	L, 2-3
4/25/35	Gainesville	W, 13-1
2/23/96	Gainesville	L, 0-10
3/23/99	Gainesville	L, 6-12
3/24/99	Gainesville	L, 1-10
2/28/20	Gainesville	L, 2-3
2/29/20	Gainesville	L, 7-10
3/1/20	Gainesville	L, 1-7

FLORIDA ATLANTIC (20-27)**Home: 7-11 Away: 10-14 Neutral: 3-2**

Date	Location	Result
1998	Kissimmee	W, 11-6
1999	Boca Raton	L, 5-9
1999	Boca Raton	L, 4-7
1999	Boca Raton	L, 2-8
1999	Kissimmee	W, 11-4
2000	Troy	L, 0-8
2000	Troy	L, 2-11
2000	Troy	W, 13-7
2001	Boca Raton	L, 3-8
2001	Boca Raton	W, 9-3
2001	Boca Raton	L, 6-7
2002	Troy	L, 5-10
2002	Troy	L, 2-7
2002	Troy	L, 3-6
2003	Boca Raton	L, 10-11
2003	Boca Raton	L, 0-7
2003	Boca Raton	L, 1-3
2004	Troy	L, 5-6

2004	Troy	L, 5-7
2004	Troy	L, 1-11
2004	DeLand	L, 2-21
2005	Boca Raton	L, 3-6
2005	Boca Raton	W, 15-5
2005	Boca Raton	W, 19-9
2007	Boca Raton	W, 12-6
2007	Boca Raton	W, 8-3
2007	Boca Raton	W, 13-5
2008	Boca Raton	L, 5-6
2008	Boca Raton	W, 7-2
2008	Boca Raton	L, 6-17
2009	Troy	W, 12-3
2009	Troy	W, 6-5
2009	Troy	W, 11-5
2010	Troy	L, 8-13
2010	Troy	L, 4-5
2010	Troy	W, 10-6
2011	Boca Raton	W, 9-7
2011	Boca Raton	L, 9-15
2011	Boca Raton	L, 1-7
2011	Monroe	W, 9-6
2012	Troy	L, 3-7
2012	Troy	W, 6-4
2012	Troy	W, 9-0
2013	Boca Raton	W, 8-3
2013	Boca Raton	L, 0-1
2013	Boca Raton	W, 5-3
2013	Lafayette	L, 1-3

FLORIDA A&M (36-6)**Home: 20-2 Away: 16-4 Neutral: 0-0**

Date	Location	Result
3/26/91	Tallahassee	W, 8-6
3/26/91	Tallahassee	W, 6-5
3/1/92	Troy	W, 10-2
3/1/92	Troy	W, 7-0
3/8/92	Tallahassee	L, 8-3
2/14/93	Tallahassee	W, 6-5
4/16/93	Troy	W, 10-5
2/8/94	Tallahassee	W, 11-9
2/19/94	Tallahassee	W, 4-1
2/20/94	Troy	L, 9-8
3/13/94	Troy	W, 12-7
2/14/95	Tallahassee	W, 8-2
2/20/95	Troy	W, 7-5
2/13/96	Tallahassee	W, 18-0
2/14/96	Troy	W, 11-0
2/26/96	Tallahassee	W, 11-3
4/17/96	Troy	W, 17-2
2/18/97	Troy	W, 5-1
4/9/97	Tallahassee	L, 3-2
2/10/98	Troy	W, 17-2
4/22/98	Tallahassee	L, 8-7
3/3/99	Troy	W, 8-2
4/20/99	Tallahassee	W, 23-4
3/14/00	Troy	W, 9-3
4/4/00	Tallahassee	W, 13-2
2/20/01	Tallahassee	W, 11-2
4/17/01	Troy	W, 8-4
3/5/02	Tallahassee	W, 5-3
4/2/02	Troy	W, 8-7
3/15/11	Troy	W, 15-4
5/10/11	Tallahassee	W, 12-2
2/15/13	Troy	W, 8-2
2/16/13	Troy	W, 22-5
2/16/13	Troy	W, 11-1
2/17/13	Troy	W, 12-2

2/25/14	Tallahassee	W, 7-6
3/25/15	Tallahassee	L, 1-2
5/6/15	Troy	L, 0-6
3/22/23	Troy	W, 10-0
3/29/23	Tallahassee	W, 12-2
2/20/24	Tallahassee	W, 13-2
3/26/24	Troy	W, 12-2

FLA. GULF COAST (0-2)

Home: 0-2 Away: 0-0 Neutral: 0-0

Date	Location	Result
3/7/23	Troy	L, 5-10
3/8/23	Troy	L, 5-13

FLORIDA INTERNATIONAL (15-14)

Home: 11-4 Away: 2-7 Neutral: 2-3

Date	Location	Result
1980	Riverside	L, 2-8
1998	Kissimmee	L, 4-9
2006	Troy	W, 12-6
2006	Troy	L, 5-9
2006	Troy	W, 7-4
2006	Bowling Green	W, 9-4
2007	Troy	W, 7-6
2007	Troy	L, 1-9
2007	Troy	W, 8-4
2008	Troy	W, 13-12
2008	Troy	L, 2-8
2008	Troy	W, 12-3
2009	Miami	L, 0-5
2009	Miami	L, 0-1
2009	Miami	W, 6-5
2010	Miami	L, 2-4
2010	Miami	L, 6-7
2010	Miami	W, 14-12
2010	Murfreesboro	L, 10-14
2011	Troy	W, 4-0
2011	Troy	W, 9-5
2011	Troy	L, 4-12
2012	Miami	L, 7-11
2012	Miami	L, 3-5
2012	Miami	L, 2-4
2012	Bowling Green	W, 6-1
2013	Troy	W, 11-5
2013	Troy	W, 14-3
2013	Troy	W, 3-1

FLORIDA SOUTHERN (3-7)

Home: 1-2 Away: 1-1 Neutral: 1-4

Date	Location	Result
1977	Lakeland	L, 2-3
1980	Riverside	W, 6-3
1981	Riverside	L, 1-5
1984	Riverside	L, 1-2
1985	Montgomery	L, 5-10
1991	Baseball City	L, 2-9
1991	Lakeland	W, 1-0
1993	Troy	L, 5-10
1993	Troy	W, 4-2
1995	Troy	L, 1-3

FLORIDA STATE (3-21)

Home: 2-1 Away: 1-20 Neutral: 0-0

Date	Location	Result
4/28/48	Troy	W, 3-2
5/27/48	Tallahassee	L, 5-6
3/2/74	Tallahassee	L, 2-11
3/2/74	Tallahassee	L, 2-9

3/29/77	Tallahassee	L, 0-8
3/30/77	Tallahassee	L, 2-6
2/28/79	Tallahassee	L, 4-6
2/28/79	Tallahassee	L, 0-12
2/27/80	Tallahassee	L, 3-5
2/27/80	Tallahassee	L, 9-11
4/29/80	Troy	W, 5-3
4/29/80	Troy	L, 3-12
5/25/95	Tallahassee	L, 3-18
2/12/99	Tallahassee	L, 3-17
2/13/99	Tallahassee	L, 1-21
2/14/99	Tallahassee	L, 2-10
6/1/13	Tallahassee	L, 0-11
6/2/13	Tallahassee	L, 4-11
2/23/18	Tallahassee	L, 3-7
2/24/18	Tallahassee	L, 5-6
2/25/18	Tallahassee	L, 4-9
4/30/21	Tallahassee	L, 2-3
5/1/21	Tallahassee	W, 3-0
5/2/21	Tallahassee	L, 2-4

FORT RUCKER (2-0)

Home: 1-0 Away: 0-0 Neutral: 0-0

Date	Location	Result
1957		
Game played before 1970*		
1971	Troy	W, 8-5

FURMAN (2-0)

Home: 2-0 Away: 0-0 Neutral: 0-0

Date	Location	Result
1994	Troy	W, 7-5
1994	Troy	W, 8-7

GARDNER-WEBB (9-4)

Home: 5-1 Away: 4-2 Neutral: 0-1

Date	Location	Result
2003	Boiling Springs	W, 14-2
2003	Boiling Springs	W, 4-3
2003	Boiling Springs	W, 7-0
2004	Troy	W, 4-1
2004	Troy	L, 4-12
2004	Troy	W, 2-1
2005	Boiling Springs	L, 2-4
2005	Boiling Springs	W, 8-2
2005	Boiling Springs	L, 5-9
2005	DeLand	L, 2-8
2018	Troy	W, 6-4
2018	Troy	W, 6-3
2018	Troy	W, 6-0

GEORGIA (0-1)

Home: 0-0 Away: 0-1 Neutral: 0-0

Date	Location	Result
2018	Athens	L, 7-11

GEORGIA COLLEGE (0-1)

Home: 0-0 Away: 0-1 Neutral: 0-0

Date	Location	Result
1993	Milledgeville	L, 8-11

GEORGIA SOUTHERN (16-14)

Home: 13-6 Away: 3-6 Neutral: 1-2

Date	Location	Result
3/21/84	Troy	W, 10-9
3/22/84	Troy	W, 12-5
3/14/06	Troy	W, 14-10
3/15/06	Troy	W, 6-2

2/24/07	Dothan	W, 16-10
3/14/15	Troy	L, 1-15
3/14/15	Troy	W, 6-1
3/15/15	Troy	W, 2-1
3/18/16	Statesboro	W, 2-1
3/19/16	Statesboro	L, 0-7
3/20/16	Statesboro	W, 8-4
4/7/17	Troy	L, 3-5
4/8/17	Troy	L, 3-6
4/9/17	Troy	W, 4-0
5/4/18	Statesboro	L, 0-3
5/5/18	Statesboro	L, 4-7
5/6/18	Statesboro	W, 7-0
5/3/19	Troy	W, 10-3
5/4/19	Troy	W, 5-4
5/5/19	Troy	L, 3-11
5/25/19	Conway	L, 0-1
3/19/21	Troy	L, 1-8
3/20/21	Troy	W, 11-8
3/21/21	Troy	W, 8-4
5/7/22	Statesboro	L, 1-24
5/7/22	Statesboro	L, 4-8
5/8/22	Statesboro	L, 9-10
5/28/22	Montgomery	L, 0-8
5/5/23	Troy	W, 15-7
5/6/23	Troy	W, 16-5
5/7/23	Troy	L, 7-9

GA. SOUTHWESTERN (11-1)

Home: 8-1 Away: 3-0 Neutral: 0-0

Date	Location	Result
1977	Troy	L, 2-8
1977	Americus	W, 5-2
1979	Troy	W, 8-2
1979	Troy	W, 9-4
1980	Americus	W, 6-1
1980	Americus	W, 9-7
1981	Troy	W, 14-3
1981	Troy	W, 6-0
1985	Troy	W, 18-4
1985	Troy	W, 10-1
1990	Troy	W, 6-2
1990	Troy	W, 7-1

GEORGIA STATE (42-19)

Home: 25-5 Away: 16-14 Neutral: 1-0

Date	Location	Result
3/19/84	Troy	W, 10-3
4/24/92	Troy	W, 10-0
4/25/92	Troy	W, 17-10
3/8/93	Atlanta	W, 5-1
4/2/94	Troy	W, 5-2
4/3/94	Troy	W, 9-2
5/10/94	Atlanta	W, 11-2
2/18/96	Troy	W, 11-2
4/16/96	Atlanta	W, 10-5
3/27/99	Troy	L, 8-11
3/27/99	Troy	W, 11-2
3/28/99	Troy	W, 9-7
4/7/00	Atlanta	L, 2-6
4/8/00	Atlanta	W, 19-8
4/8/00	Atlanta	L, 4-5
4/6/01	Troy	W, 4-1
4/7/01	Troy	W, 4-3
4/7/01	Troy	L, 0-4
3/22/02	Atlanta	L, 1-5
3/23/02	Atlanta	W, 7-1
3/23/02	Atlanta	L, 4-6

3/28/03	Troy	L, 1-4
3/29/03	Troy	W, 9-4
3/29/03	Troy	W, 16-9
4/9/04	Atlanta	W, 18-7
4/10/04	Atlanta	W, 4-3
4/10/04	Atlanta	W, 10-6
4/15/05	Troy	W, 8-7
4/16/05	Troy	W, 11-2
4/17/05	Troy	W, 3-2
5/26/05	DeLand	W, 7-0
3/28/14	Atlanta	L, 6-8
3/29/14	Atlanta	L, 3-6
3/30/14	Atlanta	W, 13-9
5/8/15	Troy	W, 4-2
5/9/15	Troy	W, 3-2
5/10/15	Troy	W, 2-0
5/13/16	Atlanta	W, 4-2
5/14/16	Atlanta	W, 9-3
5/15/16	Atlanta	W, 16-3
4/13/17	Atlanta	L, 3-9
4/14/17	Atlanta	L, 2-3
4/15/17	Atlanta	W, 5-3
3/29/18	Troy	W, 14-4
3/30/18	Troy	L, 2-5
3/31/18	Troy	W, 8-3
4/12/19	Atlanta	W, 10-6
4/13/19	Atlanta	L, 5-12
4/13/19	Atlanta	W, 10-5
4/16/21	Atlanta	W, 4-0
4/17/21	Atlanta	L, 5-7
4/18/21	Atlanta	L, 15-17
4/29/22	Troy	W, 10-1
4/30/22	Troy	W, 4-3
5/1/22	Troy	W, 3-2
3/18/23	Atlanta	L, 9-10
3/18/23	Atlanta	L, 5-15
3/19/23	Atlanta	L, 6-12
4/19/24	Troy	L, 8-10
4/20/24	Troy	W, 9-5
4/21/24	Troy	W, 10-7

GEORGIA TECH (3-0)

Home: 0-0 Away: 3-0 Neutral: 0-0

Date	Location	Result
1976	Atlanta	W, 10-5
1978	Atlanta	W, 5-4
4/26/22	Atlanta	W, 12-8

GRANDVIEW (8-0)

Home: 4-0 Away: 0-0 Neutral: 4-0

Date	Location	Result
1985	Panama City	W, 8-6
1985	Panama City	W, 19-1
1985	Panama City	W, 7-5
1986	Troy	W, 6-5
1986	Troy	W, 17-7
1986	Troy	W, 10-2
1986	Troy	W, 12-3
1990	Panama City	W, 7-2

HARTFORD (2-0)

Home: 2-0 Away: 0-0 Neutral: 0-0

Date	Location	Result
2013	Troy	W, 9-5
2013	Troy	W, 8-1

HARVARD (3-0)

Home: 3-0 Away: 0-0 Neutral: 0-0

Date	Location	Result
2/23/24	Troy	W, 4-3
2/24/24	Troy	W, 14-3
2/25/24	Troy	W, 11-1

HIGH POINT (4-0)

Home: 4-0 Away: 0-0 Neutral: 0-0

Date	Location	Result
2011	Troy	W, 17-3
2011	Troy	W, 8-7
2011	Troy	W, 6-1
2011	Troy	W, 5-3

HOFSTRA (8-1)

Home: 8-1 Away: 0-0 Neutral: 0-0

Date	Location	Result
1994	Troy	W, 5-2
1994	Troy	W, 5-3
2010	Troy	W, 18-2
2010	Troy	W, 22-2
2010	Troy	W, 8-3
2017	Troy	W, 4-0
2017	Troy	L, 5-9
2017	Troy	W, 7-1
2017	Troy	W, 16-7 (8)

HOLY CROSS (4-0)

Home: 4-0 Away: 0-0 Neutral: 0-0

Date	Location	Result
2/18/22	Troy	W, 2-1
2/19/22	Troy	W, 23-3
2/19/23	Troy	W, 11-3
2/20/23	Troy	W, 8-1

HOWARD (1-0)

Home: 0-0 Away: 0-0 Neutral: 1-0

Date	Location	Result
1994	Savannah	W, 22-1

HUNTINGDON (38-27)

Home: 23-13 Away: 11-13 Neutral: 0-0

Date	Location	Result
1970	Montgomery	W, 2-1
1970	Montgomery	L, 3-8
1970	Troy	L, 3-7
1970	Troy	W, 11-1
1971	Troy	W, 5-1
1971	Montgomery	L, 4-11
1971	Montgomery	L, 4-11
1972	Troy	L, 4-5
1972	Troy	L, 3-4
1972	Montgomery	L, 1-5
1972	Montgomery	L, 4-6
1973	Troy	L, 6-9
1974	Montgomery	W, 6-5
1974	Troy	W, 17-1
1975	Troy	W, 5-4
1975	Troy	L, 2-8
1976	Montgomery	L, 1-2
1976	Troy	W, 2-1
1977	Troy	W, 7-4
1978	Troy	L, 5-6
1978	Troy	W, 8-7
1978	Troy	W, 7-6
1978	Montgomery	L, 7-12
1979	Troy	W, 15-4

1980	Troy	W, 4-2
1980	Montgomery	W, 6-2
1981	Troy	W, 13-3
1981	Montgomery	W, 14-2
1983	Montgomery	L, 8-9
1983	Troy	L, 5-6
1984	Troy	W, 3-2
1985	Montgomery	W, 10-1
1985	Montgomery	W, 12-6
1985	Troy	W, 3-2
1985	Troy	L, 4-5
1986	Montgomery	L, 0-3
1986	Montgomery	W, 3-1
1986	Troy	W, 3-2
1986	Troy	W, 2-1
1987	Montgomery	L, 0-1
1987	Montgomery	L, 1-3
1987	Troy	W, 10-9
1987	Troy	W, 5-3
1988	Troy	W, 11-6
1988	Troy	W, 9-1
1989	Troy	L, 4-10
1989	Troy	W, 7-4
1989	Montgomery	L, 2-4
1989	Montgomery	W, 3-0
1990	Montgomery	W, 8-6
1990	Troy	W, 18-2
1991	Montgomery	W, 7-3
1991	Troy	W, 6-0
1992	Troy	L, 9-10
1992	Montgomery	L, 5-10
1993	Troy	W, 8-6
1993	Montgomery	W, 4-3
1994	Troy	L, 5-7
1995	Troy	L, 6-7
1997	Troy	L, 7-9

HUNTINGDON (IND.) (11-3)

Home: 11-3 Away: 0-0 Neutral: 0-0

Date	Location	Result
1972	Troy	W, 5-3
1972	Troy	L, 6-9
1972	Troy	W, 9-5
1973	Troy	W, 4-2
1973	Troy	W, 6-5
1975	Troy	L, 5-7
1975	Troy	W, 4-2
1976	Troy	W, 4-3
1976	Troy	W, 7-6
1976	Troy	L, 1-7
1977	Troy	W, 11-8
1977	Troy	W, 3-2
1980	Troy	W, 5-2
1980	Troy	W, 10-3

ILLINOIS (3-2)

Home: 3-1 Away: 0-0 Neutral: 0-1

Date	Location	Result
1997	Montgomery	L, 4-11
1998	Troy	L, 5-8
1998	Troy	W, 6-4
2001	Troy	W, 9-5
2001	Troy	W, 13-3

ILLINOIS BENEDICTINE (2-0)

Home: 0-0 Away: 0-0 Neutral: 2-0

Date	Location	Result
1979	Montevallo	W, 8-1
1979	Montevallo	W, 12-1

ILLINOIS COLLEGE (1-0)

Home: 0-0 Away: 0-0 Neutral: 1-0

Date	Location	Result
1978	Panama City	W, 23-1

ILLINOIS STATE (1-1)

Home: 0-0 Away: 0-0 Neutral: 1-1

Date	Location	Result
1989	Panama City	L, 0-2
1989	Panama City	W, 9-2

INDIANA (6-3)

Home: 3-0 Away: 2-1 Neutral: 1-2

Date	Location	Result
1996	Montgomery	L, 2-8
1997	Homestead	L, 1-4
2007	Dothan	W, 4-3
3/11/22	Troy	W, 2-1
3/13/22	Troy	W, 6-4
3/13/22	Troy	W, 7-4
3/9/24	Bloomington	W, 8-1
3/10/24	Bloomington	L, 7-10
3/10/24	Bloomington	W, 15-11

INDIANA CENTRAL (3-0)

Home: 2-0 Away: 0-0 Neutral: 1-0

Date	Location	Result
1981	Troy	W, 4-1
1983	Jacksonville	W, 6-0
1984	Troy	W, 7-6

IOWA (2-0)

Home: 0-0 Away: 0-0 Neutral: 2-0

Date	Location	Result
1998	Montgomery	W, 22-8
2005	Dothan	W, 6-1

JACKSON STATE (4-2)

Home: 3-1 Away: 1-1 Neutral: 0-0

Date	Location	Result
3/31/94	Jackson	L, 2-6
4/2/95	Troy	W, 27-12
2/27/13	Troy	W, 7-2
2/19/20	Troy	W, 14-5
4/20/21	Jacksonville	L, 1-6
4/27/21	Troy	W, 2-0

JACKSONVILLE (18-18)

Home: 8-3 Away: 6-14 Neutral: 1-1

Date	Location	Result
1977	Jacksonville	L, 1-4
1977	Jacksonville	W, 2-1
1978	Jacksonville	W, 3-1
1978	Jacksonville	L, 1-2
1978	Troy	W, 7-1
1978	Troy	L, 8-9
1999	Jacksonville	L, 0-11
1999	Jacksonville	L, 1-5
1999	Jacksonville	L, 3-8
1999	Kissimmee	W, 4-3
1999	Kissimmee	L, 4-9
2000	Troy	L, 2-7
2000	Troy	L, 6-11

2000	Troy	W, 8-3
2001	Jacksonville	L, 6-7
2001	Jacksonville	L, 4-6
2001	Jacksonville	L, 2-3
2001	Jacksonville	L, 6-10
2002	Troy	W, 12-7
2002	Troy	W, 8-7
2002	Troy	W, 2-0
2003	Jacksonville	W, 3-1
2003	Jacksonville	L, 1-2
2003	Jacksonville	W, 6-0
2004	Troy	W, 9-4
2004	Troy	W, 3-0
2004	Troy	W, 7-3
2005	Jacksonville	W, 16-6
2005	Jacksonville	L, 3-5
2005	Jacksonville	L, 5-6
2021	Troy	W, 6-3
2021	Troy	W, 8-1
2021	Troy	W, 9-0
2/25/22	Jacksonville	L, 5-6
2/26/22	Jacksonville	W, 5-3
2/27/22	Jacksonville	L, 3-5

JACKSONVILLE STATE (91-62)

Home: 46-30 Away: 39-29 Neutral: 5-2

Date	Location	Result
1962	n/a	W, 5-3
1962	n/a	W, 14-6
1964	n/a	W, 8-1
4/14/65	Jacksonville	n/a
5/8/65	Troy	n/a
4/20/70	Troy	W, 4-3
4/20/70	Troy	W, 2-1
4/9/71	Troy	L, 2-18
4/16/71	Jacksonville	L, 1-11
4/16/71	Jacksonville	L, 7-18
4/11/72	Troy	L, 0-1
4/11/72	Troy	L, 0-2
4/22/72	Troy	L, 5-10
3/21/73	Jacksonville	L, 2-3
3/23/74	Troy	W, 7-1
3/23/74	Troy	L, 0-4
4/10/74	Jacksonville	L, 2-3
4/10/74	Jacksonville	W, 8-5
3/22/75	Jacksonville	W, 3-1
3/22/75	Jacksonville	L, 2-12
4/19/75	Troy	W, 3-2
4/19/75	Troy	L, 3-7
3/27/76	Troy	L, 1-5
3/27/76	Troy	L, 0-4
4/14/76	Jacksonville	L, 4-5
4/14/76	Jacksonville	W, 10-7
4/6/77	Jacksonville	L, 1-8
4/6/77	Jacksonville	W, 3-2
4/16/77	Troy	W, 3-2
4/16/77	Troy	L, 0-9
3/29/78	Troy	W, 5-2
3/29/78	Troy	W, 15-6
4/12/78	Jacksonville	L, 0-6
3/28/79	Troy	W, 3-1
3/28/79	Troy	W, 6-5
4/19/79	Jacksonville	L, 4-8
4/19/79	Jacksonville	W, 5-1
5/11/79	Jacksonville	L, 2-6
4/5/80	Jacksonville	W, 3-2
4/5/80	Jacksonville	W, 5-2
4/6/80	Jacksonville	W, 8-6
5/1/80	Troy	W, 11-3

5/2/80	Troy	W, 8-3
3/21/81	Troy	W, 9-6
3/21/81	Troy	W, 6-0
4/4/81	Jacksonville	W, 1-0
4/4/81	Jacksonville	W, 9-2
4/23/81	Cleveland	W, 9-0
3/23/82	Jacksonville	L, 7-12
3/23/82	Jacksonville	W, 8-1
4/3/82	Troy	W, 7-5
4/3/82	Troy	W, 5-4
4/24/82	Jacksonville	W, 5-2
4/24/82	Jacksonville	W, 14-2
4/30/83	Jacksonville	L, 4-5
5/7/84	Troy	W, 5-1
5/2/86	Jacksonville	W, 27-8
5/3/86	Jacksonville	W, 7-6
5/17/86	Troy	W, 13-4
4/4/87	Jacksonville	L, 2-5
4/4/87	Jacksonville	W, 15-9
4/25/87	Troy	W, 10-6
4/25/87	Troy	W, 9-0
3/26/88	Jacksonville	L, 3-5
3/26/88	Jacksonville	L, 5-8
4/16/88	Troy	L, 6-7
4/16/88	Troy	W, 4-1
5/7/88	Cleveland	W, 8-6
3/25/89	Jacksonville	L, 5-8
3/25/89	Jacksonville	L, 3-8
4/15/89	Troy	W, 11-10
4/15/89	Troy	L, 0-1
3/24/90	Jacksonville	W, 6-2
3/24/90	Jacksonville	W, 10-4
4/14/90	Troy	W, 3-0
4/14/90	Troy	L, 0-2
5/6/90	Florence	L, 6-10
5/19/90	Troy	W, 6-2
5/19/90	Troy	L, 0-5
5/20/90	Troy	L, 2-11
3/23/91	Jacksonville	W, 4-1
3/23/91	Jacksonville	L, 1-10
4/13/91	Troy	W, 4-1
4/13/91	Troy	W, 10-6
5/4/91	Troy	L, 2-7
5/17/91	Cleveland	L, 0-2
3/7/92	Troy	L, 2-7
3/7/92	Troy	W, 13-4
4/6/92	Jacksonville	W, 2-1
2/28/93	Jacksonville	L, 0-16
2/28/93	Jacksonville	L, 2-9
2/20/96	Troy	W, 4-3
4/2/97	Troy	L, 5-7
4/16/97	Troy	W, 11-3
4/4/98	Troy	L, 8-21
4/4/98	Troy	W, 5-4
4/5/98	Troy	W, 10-8
4/18/98	Jacksonville	L, 0-10
4/20/98	Jacksonville	L, 6-9
4/20/98	Jacksonville	L, 12-13
4/9/99	Troy	W, 12-7
4/10/99	Troy	W, 6-2
4/10/99	Troy	L, 7-8
3/24/00	Jacksonville	W, 9-5
3/25/00	Jacksonville	W, 8-0
3/25/00	Jacksonville	W, 6-3
3/23/01	Troy	W, 9-4
3/24/01	Troy	L, 3-4
3/24/01	Troy	W, 7-4
4/5/02	Jacksonville	W, 5-1

4/6/02	Jacksonville	W, 6-1
4/6/02	Jacksonville	W, 5-0
4/11/03	Troy	W, 6-0
4/12/03	Troy	W, 9-3
4/12/03	Troy	L, 3-6
4/20/04	Jacksonville	W, 5-2
5/18/04	Troy	L, 4-5
3/2/05	Troy	W, 8-3
5/17/05	Jacksonville	L, 9-10
2/28/06	Jacksonville	W, 13-3
3/7/06	Troy	W, 6-1
3/27/07	Troy	W, 15-2
4/24/07	Jacksonville	W, 6-5
4/15/08	Troy	L, 6-14
4/23/08	Jacksonville	W, 10-3
3/18/09	Troy	L, 3-9
3/24/09	Jacksonville	W, 5-1
3/23/10	Jacksonville	L, 3-7
5/5/10	Troy	W, 13-11
4/12/11	Jacksonville	L, 6-7
5/3/11	Troy	W, 8-7
3/27/12	Jacksonville	W, 9-1
4/10/12	Troy	W, 15-7
3/19/13	Jacksonville	W, 13-5
4/9/13	Troy	W, 8-4
3/18/14	Troy	L, 3-7
4/23/14	Jacksonville	L, 1-2
3/11/15	Jacksonville	L, 4-18
3/24/15	Troy	L, 1-8
3/9/16	Jacksonville	W, 10-0
4/12/16	Troy	L, 7-8
4/19/17	Oxford	W, 10-5
5/3/17	Troy	L, 3-4
4/4/18	Oxford	W, 16-13
5/1/18	Troy	W, 8-2
2/27/19	Troy	L, 7-9
3/13/19	Jacksonville	L, 5-9
4/20/21	Jacksonville	L, 1-6
4/27/21	Troy	W, 2-0
3/9/22	Jacksonville	W, 14-6
4/12/22	Troy	W, 12-5
4/18/23	Jacksonville	W, 11-1
5/2/23	Troy	W, 8-5
4/3/24	Jacksonville	W, 18-10
4/17/24	Troy	L, 3-5

JAMES MADISON (1-2)

Home: 1-2 Away: 0-0 Neutral: 0-0		
Date	Location	Result
5/16/24	Troy	L, 10-14
5/18/24	Troy	L, 4-9
5/18/24	Troy	W, 11-3

KANSAS STATE (1-0)

Home: 0-0 Away: 0-0 Neutral: 1-0		
Date	Location	Result
2003	Dothan	W, 8-7

KENNESAW STATE (25-3)

Home: 19-2 Away: 5-1 Neutral: 1-0		
Date	Location	Result
4/8/85	Troy	W, 6-2
4/8/85	Troy	W, 6-2
3/28/86	Troy	W, 9-1
3/28/86	Troy	W, 10-0
3/27/87	Troy	W, 19-0
3/27/87	Troy	W, 14-0
2/21/88	Troy	W, 16-5

2/21/88	Troy	W, 4-2
3/27/89	Troy	W, 8-6
3/27/89	Troy	W, 9-5
4/16/90	Troy	W, 4-2
4/16/90	Troy	W, 5-2
3/8/06	Troy	W, 4-1
4/11/06	Kennesaw	W, 13-2
4/4/07	Kennesaw	L, 0-1
4/17/07	Troy	W, 11-5
2/26/08	Kennesaw	W, 3-1
3/2/08	Dothan	W, 10-6
3/11/08	Troy	W, 12-11
2/25/09	Kennesaw	W, 15-5
5/12/09	Troy	W, 4-2
5/11/10	Troy	W, 10-8
5/18/10	Kennesaw	W, 19-6
4/8/15	Troy	L, 2-3
4/22/15	Kennesaw	W, 6-2
3/4/22	Troy	W, 7-2
3/5/22	Troy	L, 4-9
3/6/22	Troy	W, 9-6

KENT STATE (2-2)

Home: 2-0 Away: 0-1 Neutral: 0-1		
Date	Location	Result
1996	Montgomery	L, 19-20
2002	Troy	L, 6-10
2024	Troy	W, 6-2
2024	Troy	W, 12-11

KENTUCKY (1-3)

Home: 0-0 Away: 0-0 Neutral: 1-3		
Date	Location	Result
1996	Montgomery	L, 2-9
1997	Montgomery	W, 7-2
1999	Montgomery	L, 8-9
2009	Myrtle Beach	L, 3-8

LAFAYETTE COLLEGE (0-2)

Home: 0-0 Away: 0-0 Neutral: 0-2		
Date	Location	Result
1992	Panama City	L, 1-3
1992	Panama City	L, 1-4

LAGRANGE COLLEGE (8-0)

Home: 4-0 Away: 4-0 Neutral: 0-0		
Date	Location	Result
1984	Troy	W, 8-0
1984	Troy	W, 15-0
1985	LaGrange	W, 7-4
1985	LaGrange	W, 9-0
1986	Troy	W, 21-0
1986	Troy	W, 22-0
1990	LaGrange	W, 11-1
1990	LaGrange	W, 10-2

LAMAR (1-0)

Home: 0-0 Away: 0-0 Neutral: 1-0		
Date	Location	Result
1997	Montgomery	W, 6-5

LIBERTY (1-1)

Home: 0-0 Away: 0-0 Neutral: 1-1		
Date	Location	Result
1997	Homestead	W, 2-1
1997	Homestead	L, 2-5

LIPSCOMB (7-4)

Home: 5-1 Away: 1-2 Neutral: 0-0		
Date	Location	Result
1964	NA / Game played before	
1970*	NA / Game played before	
1970*		
2002	Troy	W, 8-3
2002	Troy	W, 6-5
2002	Troy	W, 11-2
2004	Nashville	L, 1-6
2004	Nashville	W, 6-2
2004	Nashville	L, 6-8
2005	Troy	W, 13-2
2005	Troy	L, 4-7
2005	Troy	W, 3-2

LITTLE ROCK (24-22)

Home: 14-7 Away: 9-13 Neutral: 1-2		
Date	Location	Result
5/12/06	Little Rock	W, 17-11
5/13/06	Little Rock	W, 15-5
5/14/06	Little Rock	W, 11-6
5/4/07	Little Rock	L, 0-2
5/5/07	Little Rock	L, 1-4
5/6/07	Little Rock	L, 2-8
4/18/08	Troy	W, 4-0
4/19/08	Troy	L, 5-6
4/20/08	Troy	W, 15-3
4/17/09	Little Rock	W, 12-9
4/2/10	Troy	W, 6-3
4/3/10	Troy	W, 5-4
4/4/10	Troy	L, 4-9
3/25/11	Troy	W, 6-2
3/26/11	Troy	W, 7-2
3/27/11	Troy	W, 13-3
5/25/11	Monroe	L, 2-4
3/23/12	Little Rock	L, 3-5
3/24/12	Little Rock	W, 8-7
3/25/12	Little Rock	L, 3-7
4/19/13	Troy	W, 2-1
4/20/13	Troy	W, 14-6
4/21/13	Troy	W, 10-5
4/18/14	Little Rock	L, 5-9
4/19/14	Little Rock	W, 3-0
4/20/14	Little Rock	L, 4-10
3/20/15	Troy	W, 4-3
3/21/15	Troy	L, 4-14
3/21/15	Troy	W, 6-1
3/24/16	Little Rock	L, 8-11
3/25/16	Little Rock	L, 3-4
3/26/16	Little Rock	L, 9-10
3/17/17	Little Rock	W, 7-6
3/18/17	Little Rock	W, 6-3
3/19/17	Little Rock	L, 3-10
3/16/18	Troy	L, 1-3
3/17/18	Troy	W, 2-0
3/18/18	Troy	L, 1-3
4/26/19	Little Rock	L, 3-4
4/27/19	Little Rock	W, 11-5
4/28/19	Little Rock	L, 3-4
5/22/19	Conway	L, 5-6
5/24/19	Conway	W, 5-4
4/1/22	Troy	W, 5-4
4/2/22	Troy	L, 3-4
4/3/22	Troy	L, 6-10

LOUISIANA (28-38)**Home: 14-15 Away: 13-19 Neutral: 1-2**

Date	Location	Result
3/25/98	Lafayette	W, 6-4
3/25/98	Lafayette	L, 1-6
4/8/98	Troy	W, 4-2
2/22/03	Lafayette	L, 6-7
2/22/03	Lafayette	W, 3-1
2/23/03	Lafayette	L, 1-2
5/5/06	Lafayette	L, 7-15
5/6/06	Lafayette	W, 3-1
5/7/06	Lafayette	L, 5-6
4/13/07	Troy	L, 3-13
4/14/07	Troy	L, 3-4
4/15/07	Troy	W, 14-4
5/24/07	Mobile	L, 7-9
4/25/08	Lafayette	L, 2-7
4/26/08	Lafayette	L, 3-5
4/26/08	Lafayette	W, 11-4
5/21/08	Lafayette	L, 1-6
4/24/09	Troy	L, 0-5
4/25/09	Troy	L, 2-6
4/26/09	Troy	W, 12-3
4/9/10	Lafayette	L, 0-6
4/10/10	Lafayette	L, 5-9
4/11/10	Lafayette	L, 5-8
5/6/11	Troy	W, 7-1
5/7/11	Troy	L, 1-17
5/8/11	Troy	W, 13-3
5/4/12	Lafayette	L, 8-9 (11)
5/5/12	Lafayette	W, 8-1
5/6/12	Lafayette	W, 10-8
4/5/13	Lafayette	L, 6-7
4/6/13	Lafayette	L, 2-9
4/7/13	Lafayette	W, 10-4
4/4/14	Troy	L, 4-15
4/5/14	Troy	L, 8-11
4/5/14	Troy	L, 0-11
4/5/15	Lafayette	L, 5-6
4/6/15	Lafayette	L, 2-6
4/5/15	Lafayette	L, 5-10
5/21/15	Troy	L, 8-12
3/11/16	Troy	L, 2-4
3/12/16	Troy	W, 4-1
3/13/16	Troy	L, 3-8
3/24/17	Troy	L, 5-6
3/25/17	Troy	W, 7-5
3/26/17	Troy	L, 2-7
3/23/18	Lafayette	W, 6-2
3/24/18	Lafayette	W, 8-5
3/25/18	Lafayette	L, 3-4
5/24/18	Lafayette	W, 10-1
3/29/19	Troy	W, 5-4
3/30/19	Troy	W, 10-6
3/31/19	Troy	L, 3-4
5/23/19	Conway	W, 10-7
3/8/20	Pensacola	L, 4-8
5/20/21	Lafayette	W, 6-5
5/21/21	Lafayette	L, 2-3
5/22/21	Lafayette	W, 1-2
4/18/22	Troy	W, 7-1
4/19/22	Troy	W, 4-3
4/20/22	Troy	W, 8-3
4/14/23	Lafayette	W, 9-6
4/16/23	Lafayette	W, 6-2
4/16/23	Lafayette	L, 1-2
5/3/24	Troy	W, 16-5
5/4/24	Troy	W, 8-4

5/4/24 Troy L, 13-14

LOUISIANA TECH (4-2)**Home: 2-1 Away: 2-1 Neutral: 0-0**

Date	Location	Result
2/23/19	Ruston	W, 4-3
2/24/19	Ruston	L, 4-11
2/24/19	Ruston	W, 7-5
2/21/20	Troy	W, 4-0
2/22/20	Troy	W, 7-4
2/23/20	Troy	L, 0-9

LOUISVILLE (1-0)**Home: 1-0 Away: 0-0 Neutral: 0-0**

Date	Location	Result
1997	Troy	W, 17-14

MAINE (1-0)**Home: 1-0 Away: 0-0 Neutral: 0-0**

Date	Location	Result
2019	Troy	W, 12-0

MANCHESTER (2-0)**Home: 2-0 Away: 0-0 Neutral: 0-0**

Date	Location	Result
1981	Troy	W, 8-0
1981	Troy	W, 10-0

MANKATO STATE (2-0)**Home: 0-0 Away: 0-0 Neutral: 2-0**

Date	Location	Result
1978	Cleveland	W, 18-9
1986	Montgomery	W, 8-6

MANSFIELD (2-0)**Home: 0-0 Away: 0-0 Neutral: 2-0**

Date	Location	Result
1993	Montgomery	W, 5-0
1993	Montgomery	W, 7-2

MARIETTA (1-0)**Home: 0-0 Away: 0-0 Neutral: 1-0**

Date	Location	Result
1977	Panama City	W, 2-1

MARSHALL (3-0)**Home: 0-0 Away: 3-0 Neutral: 0-0**

Date	Location	Result
5/12/23	Huntington	W, 7-6
5/13/23	Huntington	W, 6-3
5/14/23	Huntington	W, 4-2

MARYVILLE (2-0)**Home: 0-0 Away: 0-0 Neutral: 2-0**

Date	Location	Result
1978	Montevallo	W, 3-1
1978	Montevallo	W, 16-4

MASS.-LOWELL (2-0)**Home: 0-0 Away: 0-0 Neutral: 2-0**

Date	Location	Result
1992	Panama City	W, 6-5
1992	Panama City	W, 15-8

MCMURRAY (0-0-1)**Home: 0-0 Away: 0-0 Neutral: 0-0-1**

Date	Location	Result
1987	Panama City	T, 12-12

MCNEESE STATE (2-5)**Home: 1-1 Away: 1-4 Neutral: 0-0**

Date	Location	Result
2001	Lake Charles	L, 7-8
2001	Lake Charles	L, 6-18
2002	Troy	W, 7-4
2002	Troy	L, 17-18
2005	Lake Charles	W, 9-3
2005	Lake Charles	L, 5-13
2005	Lake Charles	L, 7-12

MEMPHIS (4-1)**Home: 1-1 Away: 3-0 Neutral: 0-0**

Date	Location	Result
2006	Memphis	W, 16-9
2006	Memphis	W, 21-3
2006	Memphis	W, 18-11
2009	Troy	L, 5-7
2009	Troy	W, 19-3

MERCER (13-12)**Home: 7-4 Away: 5-7 Neutral: 1-1**

Date	Location	Result
1998	Troy	W, 8-7
1998	Troy	W, 9-7
1999	Macon	L, 1-4
1999	Macon	L, 0-8
1999	Macon	L, 9-11
1999	Kissimmee	L, 3-6
1999	Kissimmee	W, 10-9
2000	Troy	W, 9-5
2000	Troy	L, 1-3
2000	Troy	L, 1-2
2001	Macon	W, 3-2
2001	Macon	L, 3-4
2001	Macon	L, 5-8
2002	Troy	W, 1-0
2002	Troy	L, 4-6
2002	Troy	W, 4-1
2003	Troy	W, 7-2
2003	Troy	W, 6-5
2003	Troy	L, 4-5
2004	Macon	W, 14-7
2004	Macon	L, 1-5
2004	Macon	L, 4-5
2005	Macon	W, 14-3
2005	Macon	W, 18-1
2005	Macon	W, 7-4

MERCYHURST (3-1)**Home: 3-1 Away: 0-0 Neutral: 0-0**

Date	Location	Result
1976	Troy	W, 9-2
1976	Troy	W, 5-3
1976	Troy	L, 2-9
1976	Troy	W, 2-1

MIAMI (FLA.) (0-1)**Home: 0-0 Away: 0-0 Neutral: 0-1**

Date	Location	Result
1978	Atlanta	L, 4-12

MICHIGAN (1-2)**Home: 0-0 Away: 0-0 Neutral: 1-2**

Date	Location	Result
2006	Dothan	L, 5-7
2007	Starkville	W, 13-6
2007	Starkville	L, 3-11

MICHIGAN STATE (2-4)**Home: 2-0 Away: 0-0 Neutral: 0-4**

Date	Location	Result
3/21/92	Panama City	L, 3-4
2/28/98	Montgomery	L, 4-8
2/23/01	Troy	W, 5-4
2/24/01	Troy	W, 5-4
3/6/16	Pensacola	L, 0-3
3/6/20	Pensacola	L, 0-1

MIDDLE TENNESSEE (27-19)**Home: 17-10 Away: 9-8 Neutral: 1-1**

Date	Location	Result
1992	Murfreesboro	W, 6-5
1992	Murfreesboro	W, 7-4
1992	Murfreesboro	L, 6-13
1993	Troy	L, 1-7
1993	Troy	W, 9-8
1993	Troy	L, 2-6
1994	Troy	W, 6-5
1994	Troy	W, 10-9
1994	Troy	L, 4-12
1994	Murfreesboro	L, 2-12
1994	Murfreesboro	W, 7-1
2002	Troy	W, 16-6
2002	Troy	L, 4-8
2002	Troy	W, 10-7
2003	Murfreesboro	L, 2-7
2003	Murfreesboro	L, 3-4
2004	Murfreesboro	W, 2-1
2004	Murfreesboro	W, 18-3
2006	Troy	W, 4-2
2006	Troy	W, 18-1
2006	Troy	W, 7-6
2006	Bowling Green	W, 10-6
2007	Troy	L, 4-13
2007	Troy	W, 4-3
2007	Troy	L, 7-11
2008	Murfreesboro	L, 13-16
2008	Murfreesboro	W, 11-10
2008	Murfreesboro	L, 3-7
2009	Troy	W, 15-1
2009	Troy	L, 1-8
2009	Troy	W, 7-6
2010	Troy	W, 10-1
2010	Troy	L, 9-13
2010	Troy	L, 4-9
2010	Murfreesboro	W, 15-4
2010	Murfreesboro	W, 6-5
2011	Murfreesboro	W, 11-1
2011	Murfreesboro	L, 0-1
2011	Murfreesboro	L, 0-4
2012	Troy	L, 10-12
2012	Troy	W, 6-2
2012	Troy	W, 10-3
2012	Bowling Green	L, 5-8
2013	Troy	W, 3-2
2013	Troy	W, 3-0
2013	Troy	W, 5-3

MILES (2-0)

Date	Location	Result
1991	Troy	W, 14-0
1991	Troy	W, 15-0

MINNESOTA (0-1)

Date	Location	Result
1999	Montgomery	L, 6-7

MISSISSIPPI STATE (0-5)

Date	Location	Result
2007	Starkville	L, 1-2
2007	Starkville	L, 4-12
2016	Troy	L, 3-7
2017	Starkville	L, 8-10
2018	Hoover	L, 8-9

MISSISSIPPI COLLEGE (10-2)

Date	Location	Result
1980	Clinton	W, 4-3
1980	Clinton	W, 4-1
1980	Clinton	W, 2-0
1982	Troy	W, 6-1
1982	Troy	W, 5-3
1982	Troy	W, 7-1
1983	Clinton	W, 8-6
1983	Clinton	W, 3-0
1984	Valdosta	L, 3-11
1984	Valdosta	L, 7-22
1985	Livingston	W, 10-7
1986	Clinton	W, 13-5

MISS. VALLEY STATE (3-0)

Date	Location	Result
2006	Troy	W, 18-3
2006	Ozark	W, 15-3
2006	Troy	W, 8-6

MISSOURI-ROLLA (3-0)

Date	Location	Result
1984	Panama City	W, 14-2
1984	Panama City	W, 12-4
1988	Panama City	W, 10-2

MISSOURI SOUTHERN (1-0)

Date	Location	Result
1990	Troy	W, 10-5

MONMOUTH (2-2)

Date	Location	Result
1977	Panama City	W, 16-13
2012	Troy	W, 6-5
2012	Troy	L, 5-7
2012	Troy	L, 1-5

MONTEVALLO (19-11)

Date	Location	Result
1970	Montevallo	L, 7-8
1970	Montevallo	W, 3-1

1970	Troy	W, 13-0
1970	Troy	L, 1-4
1972	Montevallo	L, 5-6
1972	Montevallo	L, 6-9
1972	Troy	W, 6-5
1972	Troy	L, 3-16
1973	Montevallo	W, 9-7
1973	Troy	W, 12-11
1974	Troy	W, 2-1
1974	Troy	W, 4-2
1975	Troy	W, 5-0
1975	Troy	L, 1-4
1975	Montevallo	L, 4-5
1975	Montevallo	L, 6-8
1978	Montevallo	W, 6-0
1978	Montevallo	W, 7-2
1979	Montevallo	W, 6-1
1979	Montevallo	W, 12-5
1988	Selma	L, 7-8
1989	Montevallo	W, 9-8
1989	Montevallo	W, 7-6
1989	Troy	L, 2-3
1989	Troy	W, 7-2
1990	Troy	W, 18-3
1990	Troy	L, 5-12
1992	Troy	W, 10-4
1992	Troy	W, 14-7
1992	Troy	W, 11-5

NEW HAVEN (2-1)

Date	Location	Result
1980	Riverside	L, 7-15
1984	Riverside	W, 5-4
1986	Montgomery	W, 7-5

NEW ORLEANS (21-9)

Date	Location	Result
2006	Troy	W, 15-4
2006	Troy	L, 2-4
2006	Troy	W, 9-5
2006	Bowling Green	W, 9-6
2007	Troy	W, 6-4
2007	Troy	W, 17-4
2007	Troy	L, 7-8
2008	Troy	L, 1-6
2008	Troy	L, 3-12
2008	Troy	W, 11-7
2008	Lafayette	L, 6-7
2009	New Orleans	L, 10-13
2009	New Orleans	W, 8-7
2009	New Orleans	W, 19-8
2010	New Orleans	W, 11-3
2010	New Orleans	W, 15-0
2010	New Orleans	W, 10-8
2011	Troy	W, 15-2
2011	Troy	W, 9-2
2011	Troy	W, 7-3
2011	Troy	W, 10-0
2014	Troy	L, 3-5
2014	Troy	W, 3-1
2014	Troy	W, 3-2
2016	Troy	L, 6-10
2016	Troy	W, 9-6
2016	Troy	W, 9-4
2017	New Orleans	W, 12-9
2017	New Orleans	L, 2-3 (13)

2017	New Orleans	W, 4-3 (10)
------	-------------	-------------

NEW YORK TECH (10-1)

Date	Location	Result
1995	Troy	W, 4-1
1995	Troy	W, 15-6
1995	Troy	L, 3-5
1995	Troy	W, 8-5
1996	Troy	W, 8-2
1996	Troy	W, 3-1
1996	Troy	W, 6-5
1996	Troy	W, 5-1
1997	Old Westbury	W, 16-0
1997	Old Westbury	W, 20-2
1997	Old Westbury	W, 9-3

NICHOLLS STATE (7-4)

Date	Location	Result
2001	Troy	L, 3-13
2001	Troy	W, 7-1
2001	Troy	W, 9-3
2002	Thibodaux	L, 4-27
2002	Thibodaux	L, 2-4
2002	Thibodaux	L, 4-9
2003	Troy	W, 7-6
2003	Troy	W, 19-6
2003	Troy	W, 8-2
2004	Dothan	W, 7-5
2015	Pensacola	W, 10-2

NORTH ALABAMA (47-14)

Date	Location	Result
1966	Florence	W, 4-3
1970	Troy	W, 12-6
1970	Florence	W, 5-3
1971	Florence	L, 1-4
1971	Troy	L, 0-1
1971	Troy	W, 2-0
1972	Florence	L, 4-5
1972	Florence	W, 7-3
1972	Troy	L, 7-9
1972	Troy	W, 6-5
1972	Florence	L, 4-6
1973	Florence	W, 14-2
1973	Florence	W, 7-3
1973	Troy	L, 2-5
1973	Troy	L, 10-11
1974	Florence	L, 1-9
1974	Florence	L, 0-4
1974	Troy	W, 3-2
1974	Troy	W, 6-4
1975	Troy	W, 4-1
1975	Troy	W, 4-1
1975	Florence	W, 6-5
1975	Florence	W, 7-0
1976	Florence	W, 3-1
1976	Florence	W, 7-1
1976	Troy	W, 8-1
1976	Troy	W, 5-2
1977	Troy	W, 5-0
1977	Troy	W, 5-0
1977	Florence	L, 2-3
1977	Florence	W, 5-0
1978	Troy	W, 9-2
1978	Troy	W, 10-2

1979	Florence	L, 0-2
1979	Florence	W, 11-2
1979	Troy	W, 1-0
1979	Troy	W, 10-3
1980	Troy	W, 4-3
1980	Troy	L, 4-8
1980	Troy	W, 7-5
1981	Troy	W, 8-0
1981	Troy	W, 6-3
1981	Florence	W, 4-0
1981	Florence	W, 9-5
1983	Troy	W, 6-0
1984	Troy	W, 1-0
1984	Troy	W, 8-4
1984	Troy	L, 1-2
1984	Troy	W, 9-3
1984	Troy	W, 9-3
1985	Cleveland	W, 7-6
1987	Troy	W, 13-8
1987	Troy	W, 8-4
1987	Troy	W, 4-0
1990	Florence	W, 9-4
1991	Troy	L, 1-7
1993	Troy	W, 7-6
1993	Troy	W, 7-3
2019	Troy	W, 5-0
2019	Troy	W, 3-1
2019	Troy	W, 6-2

UNC CHARLOTTE (2-2)

Date	Location	Result
1994	Charlotte	L, 2-5
1994	Charlotte	L, 0-7
1996	Troy	W, 10-0
1996	Troy	W, 12-5

NORTH CAROLINA STATE (0-1)

Date	Location	Result
1994	Savannah	L, 3-6

NORTH FLORIDA (5-2)

Date	Location	Result
1996	Jacksonville	W, 10-6
2008	Troy	W, 11-10
2009	Jacksonville	W, 8-7
2009	Jacksonville	L, 9-10
2010	Troy	W, 9-6
2010	Troy	L, 9-10
2015	Pensacola	W, 2-1

NORTHEASTERN ILLINOIS (3-4)

Date	Location	Result
1994	Troy	L, 0-18
1994	Troy	W, 3-2
1996	Troy	L, 7-8
1996	Troy	L, 0-3
1997	Chicago	W, 5-2
1997	Chicago	L, 3-7
1997	Chicago	W, 9-3

NORTHERN IOWA (2-1)

Date	Location	Result
1997	Troy	W, 14-4

1997	Troy	L, 8-10
1997	Troy	W, 5-1

NORTHERN KENTUCKY (14-2)

Home: 0-0 Away: 0-0 Neutral: 0-0		
Date	Location	Result
3/10/79	Troy	L, 1-4
3/10/79	Troy	W, 7-3
5/8/81	Troy	W, 3-1
3/12/85	Panama City	W, 15-4
2/14/14	Troy	W, 7-0
2/15/14	Troy	W, 6-2
2/15/14	Troy	L, 5-6
2/16/14	Troy	W, 14-4
2/19/16	Troy	W, 10-3
2/20/16	Troy	W, 5-0
2/20/16	Troy	W, 6-1
2/21/16	Troy	W, 4-2
2/14/20	Troy	W, 18-6
2/15/20	Troy	W, 17-3
2/15/20	Troy	W, 12-2
2/16/20	Troy	W, 20-11

NORTHWESTERN (1-2)

Home: 0-0 Away: 0-0 Neutral: 1-2		
Date	Location	Result
1999	Montgomery	W, 13-7
2003	Dothan	L, 1-6
2004	Dothan	L, 5-13

NORTHWESTERN STATE (4-3)

Home: 3-1 Away: 1-2 Neutral: 0-0		
Date	Location	Result
2015	Troy	W, 6-0
2015	Troy	W, 8-7
2015	Troy	W, 5-0
2015	Troy	L, 5-9
2024	Natchitoches	L, 3-5
2024	Natchitoches	L, 3-6
2024	Natchitoches	W, 7-0

OAKLAND (4-0)

Home: 3-0 Away: 0-0 Neutral: 1-0		
Date	Location	Result
1974	Troy	W, 10-5
1974	Troy	W, 2-1
1978	Panama City	W, 14-3
1979	Troy	W, 12-6

OHIO DOMINICAN (1-0)

Home: 0-0 Away: 0-0 Neutral: 1-0		
Date	Location	Result
1990	Panama City	W, 7-1

OHIO STATE (2-2)

Home: 0-0 Away: 0-0 Neutral: 2-2		
Date	Location	Result
1993	Panama City	L, 0-10
1996	Montgomery	W, 9-4
1999	Montgomery	L, 8-11
2005	Dothan	W, 6-4

OKLAHOMA STATE (1-0)

Home: 0-0 Away: 0-0 Neutral: 1-0		
Date	Location	Result
2011	Nashville	W, 9-2

OLE MISS (0-5)

Home: 0-0 Away: 0-4 Neutral: 0-1		
Date	Location	Result
1977	Oxford	L, 3-12
1991	Oxford	L, 3-16
1991	Oxford	L, 2-12
1995	Oxford	L, 4-5
1995	Tallahassee	L, 5-8

OLIVET NAZERENE (7-0)

Home: 6-0 Away: 0-0 Neutral: 1-0		
Date	Location	Result
1983	Troy	W, 27-2
1984	Panama City	W, 12-1
1991	Troy	W, 8-7
1991	Troy	W, 7-2
1992	Troy	W, 9-8
1992	Troy	W, 6-3
1993	Troy	W, 6-3

OTTERBEIN (4-0)

Home: 0-0 Away: 0-0 Neutral: 4-0		
Date	Location	Result
1982	Panama City	W, 12-0
1982	Panama City	W, 8-5
1986	Panama City	W, 10-0
1986	Panama City	W, 7-1

PACE (7-3)

Home: 2-0 Away: 5-3 Neutral: 0-0		
Date	Location	Result
1995	New York	L, 0-1
1995	New York	W, 11-5
1995	New York	W, 6-3
1995	New York	L, 4-5
1996	New York	W, 10-5
1996	New York	W, 12-2
1996	New York	L, 4-5
1996	New York	W, 14-1
1996	Troy	W, 12-6
1997	Troy	W, 6-1

PENN STATE (2-1)

Home: 0-0 Away: 0-0 Neutral: 2-1		
Date	Location	Result
2001	Kingsville	W, 14-4
2001	Kingsville	L, 3-13
2008	Dothan	W, 5-2

PIKEVILLE (KY.) (2-0)

Home: 0-0 Away: 0-0 Neutral: 2-0		
Date	Location	Result
1979	Montevallo	W, 11-0
1979	Montevallo	W, 14-0

PRINCIPIA (1-0)

Home: 0-0 Away: 0-0 Neutral: 1-0		
Date	Location	Result
1986	Panama City	W, 9-3

PROVIDENCE (0-1)

Home: 0-0 Away: 0-0 Neutral: 0-1		
Date	Location	Result
1998	Montgomery	L, 10-13

PURDUE (1-0)

Home: 0-0 Away: 0-0 Neutral: 1-0		
Date	Location	Result
2001	Dothan	W, 2-1

RADFORD (1-0)

Home: 1-0 Away: 0-0 Neutral: 0-0		
Date	Location	Result
1998	Troy	W, 8-7

RHODE ISLAND (4-0)

Home: 4-0 Away: 0-0 Neutral: 0-0		
Date	Location	Result
2008	Troy	W, 9-2
2008	Troy	W, 9-0
2008	Troy	W, 6-1
2008	Troy	W, 3-1

RIDER (2-0)

Home: 0-0 Away: 0-0 Neutral: 2-0		
Date	Location	Result
1992	Panama City	W, 12-5
1992	Panama City	W, 9-3

RIPON (3-0)

Home: 0-0 Away: 0-0 Neutral: 3-0		
Date	Location	Result
1982	Panama City	W, 12-0
1987	Panama City	W, 11-0
1990	Panama City	W, 9-0

SACRAMENTO STATE (2-0)

Home: 0-0 Away: 0-0 Neutral: 2-0		
Date	Location	Result
1986	Montgomery	W, 9-1
1988	Sacramento	W, 13-8

SAINT LOUIS (5-2)

Home: 5-1 Away: 0-0 Neutral: 0-1		
Date	Location	Result
2005	Troy	W, 5-4
2005	Troy	L, 5-7
2005	Troy	W, 14-2
2007	Troy	W, 5-0
2007	Troy	W, 5-1
2007	Troy	W, 10-9
2015	Pensacola	L, 1-2

ST. AMBROSE (3-1)

Home: 3-1 Away: 0-0 Neutral: 0-0		
Date	Location	Result
1973	Troy	W, 7-2
1973	Troy	W, 11-0
1973	Troy	L, 3-7
1973	Troy	W, 6-2

ST. BERNARD (2-7)

Home: 1-3 Away: 0-3 Neutral: 0-0		
Date	Location	Result
1962	NA / Game played before	
1970*	NA / Game played before	
1970*		
1970	Cullman	L, 0-8
1970	Troy	L, 2-4
1971	Cullman	L, 2-5
1971	Cullman	L, 1-5
1971	Troy	W, 8-6
1972	Troy	L, 3-7

1972	Troy	L, 0-4
------	------	--------

ST. LEO (0-2)

Home: 0-0 Away: 0-1 Neutral: 0-1		
Date	Location	Result
1991	Baseball City	L, 4-8
1992	Saint Leo	L, 1-2

SAMFORD (47-26)

Home: 28-7 Away: 16-18 Neutral: 3-1		
Date	Location	Result
5/18/57	Troy	W, 6-4
1959	n/a	W, 6-5
1959	n/a	L, 6-8
3/22/94	Birmingham	W, 20-8
4/12/94	Troy	W, 9-2
3/14/96	Troy	W, 7-6
3/18/96	Birmingham	W, 19-3
3/14/97	Troy	W, 4-3
3/15/97	Troy	L, 4-5
3/27/98	Birmingham	W, 10-9
3/28/98	Birmingham	L, 4-12
3/28/98	Birmingham	L, 7-10
4/24/98	Troy	W, 5-3
4/25/98	Troy	L, 2-4
4/25/98	Troy	W, 5-4
4/2/99	Birmingham	L, 4-9
4/3/99	Birmingham	W, 17-5
4/3/99	Birmingham	L, 7-8
4/14/00	Troy	L, 3-7
4/15/00	Troy	W, 11-1
4/15/00	Troy	W, 4-3
5/11/01	Birmingham	W, 9-7
5/12/01	Birmingham	L, 4-5
5/12/01	Birmingham	W, 5-3
4/13/02	Troy	W, 7-6
4/13/02	Troy	W, 10-1
4/14/02	Troy	W, 7-6
4/4/03	Birmingham	W, 6-1
4/5/03	Birmingham	L, 8-9
4/5/03	Birmingham	L, 1-5
2/20/04	Troy	W, 2-1
2/21/04	Troy	W, 5-4
2/22/04	Troy	W, 8-6
2/27/04	Birmingham	W, 5-3
2/27/04	Birmingham	W, 7-6
2/28/04	Birmingham	W, 13-1
3/7/04	Dothan	W, 12-10
2/18/05	Troy	W, 9-5
2/19/05	Troy	W, 11-3
2/20/05	Troy	W, 8-4
2/17/06	Birmingham	L, 8-9
2/19/06	Birmingham	L, 5-6
5/1/07	Troy	W, 7-6
4/8/08	Birmingham	L, 3-4
4/16/08	Troy	W, 9-1
3/4/09	Troy	W, 6-5
4/8/09	Birmingham	W, 17-11
2/23/10	Troy	L, 7-9
4/6/10	Birmingham	W, 11-9
3/1/11	Birmingham	L, 1-6
5/17/11	Troy	W, 14-1
2/28/12	Troy	W, 13-6
5/1/12	Birmingham	L, 4-15
4/10/13	Birmingham	W, 15-4
4/23/13	Troy	W, 8-2
3/4/14	Troy	L, 9-11
4/22/14	Birmingham	L, 2-6

2/24/15	Troy	W, 6-0
4/14/15	Birmingham	L, 2-13
3/8/16	Birmingham	L, 6-20
4/5/16	Troy	W, 5-3
3/21/17	Troy	W, 9-2
3/22/17	Birmingham	L, 3-4
3/6/18	Birmingham	W, 5-4
3/20/18	Troy	W, 14-2
4/16/19	Troy	L, 5-15
4/24/19	Birmingham	L, 3-4
3/7/20	Pensacola	W, 5-3
3/9/21	Troy	L, 5-6
4/6/21	Birmingham	L, 3-4
5/3/22	Birmingham	W, 10-8
4/11/23	Troy	W, 7-6
4/16/24	Birmingham	W, 10-8

SAM HOUSTON STATE (2-1)

Home: 2-0 Away: 0-0 Neutral: 0-1		
Date	Location	Result
1986	Troy	W, 8-7
1986	Troy	W, 6-4
2007	Oxford	L, 6-7

SAVANNAH STATE (3-1)

Home: 1-1 Away: 2-0 Neutral: 0-0		
Date	Location	Result
2002	Troy	L, 2-5
2002	Troy	W, 19-3
2003	Savannah	W, 2-1
2003	Savannah	W, 8-2

SHORTER (4-0)

Home: 2-0 Away: 2-0 Neutral: 0-0		
Date	Location	Result
1977	Rome	W, 4-0
1977	Rome	W, 6-4
1978	Troy	W, 6-1
1978	Troy	W, 4-3

SIENA HEIGHTS (3-0)

Home: 3-0 Away: 0-0 Neutral: 0-0		
Date	Location	Result
1988	Troy	W, 9-0
1990	Troy	W, 11-1
1990	Troy	W, 8-1

SIENNA (1-0)

Home: 1-0 Away: 0-0 Neutral: 0-0		
Date	Location	Result
1998	Troy	W, 11-5

SOUTH ALABAMA (45-57)

Home: 26-19 Away: 18-33 Neutral: 0-3		
Date	Location	Result
4/17/65	Troy	W, 12-0
1966	Troy	W, 5-3
1966	Mobile	L, 2-13
4/19/74	Troy	L, 0-10
4/19/74	Troy	L, 5-11
5/14/76	Mobile	L, 4-7
5/14/76	Mobile	L, 1-11
5/15/76	Mobile	L, 4-16
4/16/94	Mobile	L, 4-5
4/17/94	Mobile	W, 9-5
4/26/94	Troy	W, 7-4
4/27/94	Troy	L, 0-10
3/8/95	Troy	L, 7-14

4/3/95	Mobile	L, 2-3
4/5/95	Mobile	L, 3-7
4/9/96	Troy	W, 8-2
4/10/96	Troy	L, 6-7
4/24/96	Mobile	L, 7-10
4/29/97	Mobile	L, 2-4
4/30/97	Mobile	L, 5-9
3/31/98	Troy	L, 0-8
4/1/98	Troy	W, 12-10
4/7/99	Mobile	W, 7-2
4/21/99	Troy	W, 7-6
4/11/00	Troy	L, 5-9
4/25/00	Mobile	L, 3-4
3/19/02	Troy	L, 3-9
4/23/02	Mobile	L, 2-11
3/4/03	Troy	L, 2-12
4/29/03	Mobile	L, 6-9
4/6/04	Mobile	W, 10-2
4/27/04	Troy	W, 9-3
4/5/05	Mobile	L, 8-17
5/10/05	Troy	W, 2-1
2/24/06	Dothan	L, 3-6
3/31/06	Troy	W, 5-4
4/1/06	Troy	W, 9-8
4/2/06	Troy	W, 13-3
5/17/07	Mobile	W, 8-6
5/18/07	Mobile	L, 0-8
5/19/07	Mobile	L, 1-8
5/25/07	Mobile	L, 1-4
5/15/08	Troy	L, 0-7
5/16/08	Troy	W, 9-7
5/17/08	Troy	W, 6-5
5/14/09	Mobile	L, 5-6
5/15/09	Mobile	L, 6-13
5/16/09	Mobile	W, 12-7
5/20/09	Troy	W, 10-4
5/20/10	Mobile	W, 17-0
5/21/10	Mobile	W, 6-2
5/22/10	Mobile	L, 10-11
3/18/11	Troy	W, 7-1
3/19/11	Troy	L, 4-10
3/20/11	Troy	W, 6-1
3/19/11	Mobile	L, 8-9
3/20/11	Mobile	W, 11-6
3/21/11	Mobile	W, 10-7
3/16/12	Mobile	L, 2-7
3/17/12	Mobile	W, 10-6
3/18/12	Mobile	L, 4-16
5/17/12	Troy	W, 7-6
5/18/12	Troy	L, 3-11
5/19/12	Troy	W, 8-5
3/15/13	Troy	L, 10-11
3/16/13	Troy	L, 5-7
3/17/13	Troy	W, 8-7
5/16/13	Mobile	L, 1-8
5/17/13	Mobile	W, 8-3
5/18/13	Mobile	W, 6-3
3/14/14	Mobile	W, 5-0
3/15/14	Mobile	L, 1-2
5/15/14	Troy	W, 6-5
5/16/14	Troy	W, 7-3
5/17/14	Troy	L, 3-7
5/14/15	Mobile	W, 2-1
5/19/16	Troy	L, 3-8
5/20/16	Troy	W, 4-2
5/21/16	Troy	W, 8-0
3/4/17	Pensacola	L, 4-6
5/18/17	Mobile	W, 5-4

5/19/17	Mobile	L, 6-10
5/20/17	Mobile	L, 7-10
5/26/17	Statesboro	L, 1-9
5/18/18	Troy	W, 3-0
5/18/18	Troy	W, 11-1
5/19/18	Troy	L, 5-8
5/16/19	Mobile	L, 2-8
5/17/19	Mobile	W, 6-2
5/18/19	Mobile	W, 10-2
4/1/21	Mobile	L, 0-6
4/2/21	Mobile	L, 3-6
4/3/21	Mobile	L, 0-8
4/14/22	Troy	L, 3-11
4/15/22	Troy	W, 10-8
4/15/22	Troy	L, 6-11
4/28/23	Mobile	L, 2-5
4/28/23	Mobile	W, 8-1
4/30/23	Mobile	L, 4-9
3/22/24	Troy	L, 8-12
3/23/24	Troy	L, 8-10
3/24/24	Troy	W, 4-3

SOUTH CAROLINA-AIKEN (2-1)

Home: 2-0 Away: 0-1 Neutral: 0-0		
Date	Location	Result
1993	Aiken	L, 1-9
1994	Troy	W, 7-3
1994	Troy	W, 12-11

SOUTH DAKOTA STATE (1-0)

Home: 0-0 Away: 0-0 Neutral: 1-0		
Date	Location	Result
1984	Riverside	W, 12-6

SOUTHEAST MISSOURI (4-0)

Home: 3-0 Away: 0-0 Neutral: 1-0		
Date	Location	Result
1985	Panama City	W, 7-6
2011	Troy	W, 9-0
2011	Troy	W, 2-1
2011	Troy	W, 7-2

SE LOUISIANA (9-10)

Home: 3-3 Away: 4-6 Neutral: 2-1		
Date	Location	Result
1978	Cleveland	W, 4-3
1981	Troy	L, 1-2
1981	Troy	L, 1-5
1997	Montgomery	W, 6-3
1998	Hammond	W, 10-3
1998	Hammond	L, 5-12
1998	Hammond	W, 5-4
2013	Troy	W, 3-1
2016	Hammond	W, 3-2
2016	Hammond	W, 5-1
2016	Hammond	L, 2-7
2017	Pensacola	L, 4-5
2019	Troy	W, 5-2
2019	Troy	W, 8-3
2019	Troy	L, 4-19
2021	Hammond	L, 2-7
2021	Hammond	L, 1-7
2021	Hammond	L, 2-4
4/6/22	Hammond	L, 4-5

SOUTHERN CALIFORNIA (0-1)

Home: 0-0 Away: 0-0 Neutral: 0-1		
Date	Location	Result
1997	Tuscaloosa	L, 2-5

SOUTHERN MISS (14-25)

Home: 6-8 Away: 5-12 Neutral: 3-4		
Date	Location	Result
2/17/98	Hattiesburg	W, 7-5
4/24/01	Hattiesburg	W, 9-4
3/17/06	Hattiesburg	L, 1-5
3/18/06	Hattiesburg	L, 2-3
3/19/06	Hattiesburg	L, 1-6
6/2/06	Tuscaloosa	W, 10-8
6/4/06	Tuscaloosa	W, 6-5
2/25/07	Dothan	W, 3-2
6/1/07	Oxford	L, 1-14
4/1/08	Hattiesburg	L, 4-7
4/2/08	Hattiesburg	L, 5-7
4/1/09	Troy	L, 4-10
4/1/09	Troy	L, 0-8
2/25/11	Troy	W, 4-3
2/26/11	Troy	L, 1-4
2/27/11	Troy	W, 13-4
2/24/12	Hattiesburg	W, 3-0
2/25/12	Hattiesburg	L, 1-2
2/26/12	Hattiesburg	L, 1-8
3/1/13	Troy	L, 4-12
3/2/13	Troy	W, 6-3
3/3/13	Troy	W, 8-3
2/28/14	Hattiesburg	L, 1-3
3/1/14	Hattiesburg	W, 5-0
3/2/14	Hattiesburg	L, 6-7
2/27/15	Troy	W, 6-2
2/28/15	Troy	L, 2-6
3/1/15	Troy	L, 0-5
3/5/16	Pensacola	L, 2-6
5/14/19	Hattiesburg	L, 2-12
3/10/20	Montgomery	L, 7-9
3/31/23	Troy	L, 1-4
4/1/23	Troy	W, 5-4
4/2/23	Troy	L, 3-13
5/25/23	Montgomery	L, 6-7
3/28/24	Hattiesburg	L, 4-14
3/29/24	Hattiesburg	W, 9-8
3/30/24	Hattiesburg	L, 3-5
5/23/24	Montgomery	L, 5-6

SIU-EDWARDSVILLE (10-1)

Home: 6-1 Away: 0-0 Neutral: 4-0		
Date	Location	Result
1987	Troy	W, 8-5
1987	Troy	W, 3-1
1993	Montgomery	W, 3-1
1993	Montgomery	W, 5-3
1993	Troy	W, 11-9
2009	Myrtle Beach	W, 8-2
2009	Myrtle Beach	W, 10-3
2024	Troy	W, 9-8
2024	Troy	W, 24-13
2024	Troy	L, 6-7
2024	Troy	W, 11-0

SOUTHWEST BAPTIST (3-0)

Home: 3-0 Away: 0-0 Neutral: 0-0		
Date	Location	Result
1982	Troy	W, 15-2
1982	Troy	W, 5-2
1982	Troy	W, 10-0

SPRING HILL (9-6)

Home: 6-2 Away: 1-1 Neutral: 0-0		
Date	Location	Result
1948	NA / Game played before	
1970*	NA / Game played before	
1970*	NA / Game played before	
1970*	NA / Game played before	
1970*	NA / Game played before	
1976	Mobile	L, 4-6
1976	Mobile	W, 8-1
1976	Troy	W, 6-5
1976	Troy	L, 2-3
1984	Troy	W, 13-0
1984	Troy	L, 3-4
1986	Troy	W, 10-1
1987	Troy	W, 5-2
1987	Troy	W, 1-0
1993	Troy	W, 7-0

STETSON (14-14)

Home: 8-4 Away: 4-9 Neutral: 2-1		
Date	Location	Result
1992	DeLand	W, 16-6
1998	Kissimmee	L, 4-5
1998	Kissimmee	W, 8-3
1999	Troy	W, 17-7
1999	Troy	W, 34-4
1999	Troy	W, 12-4
2000	DeLand	L, 4-6
2000	DeLand	L, 1-3
2000	DeLand	L, 4-5
2001	Troy	L, 7-10
2001	Troy	L, 1-5
2001	Troy	W, 7-2
2001	Jacksonville	W, 5-2
2002	DeLand	L, 1-7
2002	DeLand	L, 5-8
2002	DeLand	W, 6-4
2002	DeLand	L, 6-7
2003	Troy	L, 4-11
2003	Troy	L, 6-9
2003	Troy	W, 3-2
2004	DeLand	L, 6-7
2004	DeLand	W, 3-2
2004	DeLand	L, 1-2
2004	DeLand	L, 2-4
2004	DeLand	W, 5-3
2005	Troy	W, 5-3
2005	Troy	W, 6-2
2005	Troy	W, 10-5

STONY BROOK (3-0)

Home: 3-0 Away: 0-0 Neutral: 0-0		
Date	Location	Result
2/24/23	Troy	W, 9-4
2/25/23	Troy	W, 15-11
2/26/23	Troy	W, 9-7

TAMPA (4-2)

Home: 2-0 Away: 0-0 Neutral: 2-2		
Date	Location	Result
1987	Montgomery	W, 6-0
1987	Montgomery	W, 7-5
1993	Montgomery	L, 1-13
1993	Montgomery	L, 3-4
1994	Troy	W, 16-8
1994	Troy	W, 13-7

TEMPLE (1-0)

Home: 0-0 Away: 0-0 Neutral: 1-0		
Date	Location	Result
2003	Dothan	W, 5-4

TENNESSEE (0-1)

Home: 0-0 Away: 0-0 Neutral: 0-1		
Date	Location	Result
2019	Hoover	L, 2-11

TENNESSEE STATE (3-0)

Home: 3-0 Away: 0-0 Neutral: 0-0		
Date	Location	Result
1974	Troy	W, 3-2
1974	Troy	W, 4-3
1974	Troy	W, 18-5

TENNESSEE TECH (9-4)

Home: 7-2 Away: 0-0 Neutral: 2-2		
Date	Location	Result
1982	Panama City	W, 5-4
1987	Panama City	W, 13-5
1988	Panama City	L, 4-7
1991	Troy	W, 5-4
1991	Troy	W, 5-3
1992	Panama City	L, 1-2
1994	Troy	W, 20-2
2003	Troy	W, 5-4
2003	Troy	W, 9-8
2003	Troy	L, 5-8
2018	Troy	W, 10-7
2018	Troy	L, 6-10
2018	Troy	W, 13-12

TEXAS STATE (16-11)

Home: 9-3 Away: 5-8 Neutral: 2-0		
Date	Location	Result
5/2/14	San Marcos	L, 3-7
5/3/14	San Marcos	L, 2-5
5/4/14	San Marcos	L, 2-6
4/24/15	Troy	W, 3-1
4/25/15	Troy	W, 10-4
4/26/15	Troy	W, 9-6
4/29/16	San Marcos	W, 12-8
4/30/16	San Marcos	W, 5-3
5/1/16	San Marcos	L, 1-4
5/25/16	San Marcos	L, 6-11
4/21/17	Troy	W, 4-0
4/22/17	Troy	W, 4-3
4/22/17	Troy	W, 6-3
5/23/18	Lafayette	W, 5-1
5/26/18	Lafayette	W, 10-0
4/5/19	San Marcos	W, 7-3
4/5/19	San Marcos	W, 7-6
4/6/19	San Marcos	L, 7-8
4/9/21	Troy	L, 2-4
4/10/21	Troy	L, 1-3
4/11/21	Troy	W, 5-3
4/21/23	Troy	W, 10-8

4/22/23	Troy	W, 22-5
4/23/23	Troy	L, 5-9
5/10/24	San Marcos	L, 0-6
5/11/24	San Marcos	W, 5-3
5/12/24	San Marcos	L, 6-8

TEXAS TECH (1-0)

Home: 1-0 Away: 0-0 Neutral: 0-0		
Date	Location	Result
2013	Troy	W, 10-3

THE CITADEL (1-1)

Home: 0-0 Away: 0-0 Neutral: 1-1		
Date	Location	Result
1998	Montgomery	W, 10-4
1999	Charleston	L, 7-8

TOLEDO (1-0)

Home: 0-0 Away: 0-0 Neutral: 1-0		
Date	Location	Result
1997	Homestead	W, 14-3

TRINITY (8-0)

Home: 8-0 Away: 0-0 Neutral: 0-0		
Date	Location	Result
1985	Troy	W, 11-1
1985	Troy	W, 7-1
1986	Troy	W, 16-2
1986	Troy	W, 11-0
1986	Troy	W, 4-2
1986	Troy	W, 12-0
1987	Troy	W, 19-0
1987	Troy	W, 16-0

TULANE (1-3)

Home: 1-2 Away: 0-1 Neutral: 0-0		
Date	Location	Result
1995	New Orleans	L, 2-8
2021	Troy	L, 4-9
2021	Troy	W, 12-3
2021	Troy	L, 2-14

TUSKEGEE (26-5)

Home: 12-1 Away: 13-3 Neutral: 0-0		
Date	Location	Result
1948	NA / Game played before	
1970*	NA / Game played before	
1970*	NA / Game played before	
1978	Tuskegee	W, 4-3
1978	Tuskegee	W, 7-1
1978	Troy	W, 5-3
1978	Troy	W, 5-4
1979	Tuskegee	W, 10-1
1979	Tuskegee	W, 6-4
1979	Troy	W, 11-10
1981	Troy	W, 20-6
1981	Tuskegee	L, 1-2
1981	Tuskegee	W, 5-2
1982	Tuskegee	W, 8-1
1982	Tuskegee	L, 1-2
1983	Tuskegee	L, 7-11
1983	Tuskegee	W, 21-1
1983	Troy	W, 8-5
1983	Troy	W, 14-2
1984	Tuskegee	W, 6-2
1984	Tuskegee	W, 9-5
1984	Troy	W, 13-3
1984	Troy	L, 1-5

1985	Tuskegee	W, 13-3
1985	Tuskegee	W, 5-2
1985	Troy	W, 17-1
1985	Troy	W, 9-3
1986	Tuskegee	W, 10-7
1986	Tuskegee	W, 6-0
1986	Troy	W, 7-0
1986	Troy	W, 10-7
1990	Troy	W, 15-0

UAB (31-31)

Home: 17-11 Away: 12-19 Neutral: 1-1		
Date	Location	Result
4/11/73	Birmingham	L, 7-9
4/17/73	Troy	W, 6-2
4/2/74	Troy	W, 11-4
4/16/74	Birmingham	W, 6-2
3/18/79	Troy	W, 16-1
5/3/80	Birmingham	L, 5-13
3/24/81	Troy	L, 1-7
5/5/81	Birmingham	L, 0-3
4/7/82	Troy	W, 6-5
4/28/82	Birmingham	W, 7-6
3/22/83	Troy	W, 11-10
5/5/83	Birmingham	L, 9-14
3/29/84	Birmingham	L, 2-10
4/18/84	Troy	W, 13-12
4/10/85	Troy	W, 3-1
4/10/85	Troy	W, 8-0
4/17/85	Birmingham	W, 6-0
4/17/85	Birmingham	L, 2-6
4/9/86	Troy	W, 15-4
4/9/86	Troy	W, 5-4
5/10/86	Birmingham	L, 3-6
5/10/86	Birmingham	L, 8-18
4/15/87	Birmingham	W, 8-1
4/15/87	Birmingham	W, 2-1
3/27/91	Troy	L, 3-12
4/3/91	Birmingham	L, 4-6
2/24/93	Troy	W, 10-7
4/27/93	Birmingham	W, 8-6
3/9/96	Montgomery	L, 3-4
3/8/05	Birmingham	L, 3-5
4/27/05	Troy	L, 8-10
2/26/06	Dothan	W, 8-7
4/18/06	Troy	W, 5-4
3/20/07	Birmingham	L, 6-7
5/8/07	Troy	W, 20-15
3/25/08	Birmingham	L, 5-10
5/13/08	Troy	L, 2-13
4/21/09	Troy	W, 11-3
4/22/09	Birmingham	L, 8-15
4/13/10	Troy	L, 5-11
4/14/10	Birmingham	W, 8-4
4/19/11	Troy	L, 1-8
4/26/11	Birmingham	L, 3-4
3/6/12	Troy	L, 7-9
4/3/12	Birmingham	L, 3-4
3/12/13	Troy	L, 3-9
5/14/13	Birmingham	L, 4-6
4/1/14	Birmingham	W, 7-2
3/10/15	Troy	L, 1-7
2/24/16	Troy	W, 2-1
3/2/16	Birmingham	L, 0-7
2/28/17	Birmingham	W, 4-2
4/18/17	Troy	L, 1-6
2/28/18	Troy	W, 3-2
3/13/18	Birmingham	W, 4-1

3/12/19	Birmingham	L, 6-8
4/9/19	Troy	L, 6-7
3/3/20	Birmingham	L, 2-5
2/23/16	Troy	W,10-3
4/13/21	Birmingham	W, 12-4
5/17/22	Troy	L, 8-10
2/28/23	Troy	W, 8-7
3/19/24	Birmingham	W, 9-8

ULM (36-14)

Home: 18-7 Away: 17-7 Neutral: 1-0		
Date	Location	Result
4/27/07	Troy	W, 27-11
4/28/07	Troy	L, 7-8
4/29/07	Troy	W, 9-4
5/23/07	Mobile	W, 7-0
5/9/08	Monroe	W, 11-7
5/10/08	Monroe	W, 24-6
5/11/08	Monroe	L, 5-8
5/8/09	Troy	W, 13-5
5/9/09	Troy	W, 7-5
5/10/09	Troy	W, 8-4
5/22/09	Troy	L, 1-16
5/7/10	Monroe	L, 0-7
5/8/10	Monroe	W, 13-3
5/9/10	Monroe	W, 3-2
5/13/11	Monroe	W, 5-3
5/14/11	Monroe	L, 3-4
5/15/11	Monroe	W, 13-4
5/11/12	Troy	W, 9-4
5/12/12	Troy	W, 5-1
5/12/12	Troy	L, 3-4
3/22/13	Monroe	L, 2-4
3/23/13	Monroe	W, 10-6
3/24/13	Monroe	W, 10-0
3/21/14	Troy	L, 4-7
3/22/14	Troy	W, 4-3
3/23/14	Troy	W, 19-3
5/1/15	Monroe	L, 2-4
5/2/15	Monroe	L, 2-6
5/3/15	Monroe	W, 8-5
5/6/16	Troy	W, 5-3
5/7/16	Troy	L, 2-6
5/8/16	Troy	L, 3-4
5/12/17	Troy	W, 9-1
5/13/17	Troy	W, 10-9
5/14/17	Troy	W, 8-3
5/11/18	Monroe	W, 8-1
5/12/18	Monroe	W, 7-2
5/13/18	Monroe	W, 4-2
5/10/19	Troy	W, 15-4
5/11/19	Troy	W, 10-4
5/11/19	Troy	L, 6-14
4/8/22	Monroe	W, 7-2
4/9/22	Monroe	W, 12-7
4/10/22	Monroe	W, 13-10
4/24/23	Troy	W, 7-5
4/25/23	Troy	W, 7-5
4/25/23	Troy	W, 4-3
3/15/24	Monroe	W, 7-1
3/16/24	Monroe	L, 4-8
3/16/24	Monroe	W, 6-4

USC UPSTATE (3-0)

Home: 0-0 Away: 0-0 Neutral: 0-0		
Date	Location	Result
3/3/23	Troy	W, 5-2
3/4/23	Troy	W, 15-9
3/5/23	Troy	W, 10-0

UT ARLINGTON (7-14)

Home: 4-6 Away: 3-6 Neutral: 0-2		
Date	Location	Result
4/25/14	Troy	L, 6-11
4/26/14	Troy	W, 11-8
4/27/14	Troy	L, 5-6
5/22/14	Mobile	L, 3-7
4/18/15	Arlington	L, 4-15
4/18/15	Arlington	W, 7-6
4/19/15	Arlington	L, 7-10
5/20/15	Troy	L, 5-13
4/22/16	Troy	W, 5-2
4/23/16	Troy	L, 5-18
4/24/16	Troy	L, 2-4
3/31/17	Arlington	L, 6-9
3/31/17	Arlington	L, 2-5
4/1/17	Arlington	W, 13-5
4/27/18	Troy	W, 8-4
4/28/18	Troy	W, 7-6
4/29/18	Troy	L, 11-16
5/28/21	Montgomery	L, 5-11
3/25/22	Arlington	L, 5-8
3/26/22	Arlington	L, 6-7
3/27/22	Arlington	W, 7-3

UT MARTIN (22-8)

Home: 15-3 Away: 7-5 Neutral: 0-0		
Date	Location	Result
1973	Troy	L, 2-5
1973	Troy	L, 0-2
1973	Martin	W, 2-1
1973	Martin	L, 3-4
1974	Martin	W, 6-4
1974	Martin	W, 5-3
1974	Troy	W, 4-3
1974	Troy	W, 3-1
1975	Troy	W, 2-1
1975	Troy	L, 3-4
1975	Martin	L, 0-9
1975	Martin	L, 4-9
1976	Martin	L, 1-2
1976	Martin	W, 3-1
1976	Troy	W, 2-0
1976	Troy	W, 3-2
1977	Troy	W, 2-1
1977	Troy	W, 11-8
1978	Troy	W, 5-1
1978	Troy	W, 12-11
1978	Martin	W, 5-4
1978	Martin	L, 1-2
1979	Troy	W, 7-2
1979	Troy	W, 11-6
1979	Martin	W, 5-2
1979	Martin	W, 13-3
2018	Troy	W, 14-2
2018	Troy	W, 10-4
2018	Troy	W, 6-2
2018	Troy	W, 12-1

UTRGV (0-5)

Home: 0-3 Away: 0-0 Neutral: 0-2		
Date	Location	Result
2000	Troy	L, 2-12
2000	Troy	L, 7-14
2000	Troy	L, 2-8
2001	Kingsville	L, 2-4
2001	Kingsville	L, 6-9

UNION COLLEGE (2-0)

Home: 0-0 Away: 0-0 Neutral: 2-0		
Date	Location	Result
1978	Montevallo	W, 13-9
1978	Montevallo	W, 14-7

VALDOSTA STATE (34-19-1)

Home: 16-4-1 Away: 15-13 Neutral: 3-2		
Date	Location	Result
1982	Troy	L, 6-18
1982	Valdosta	L, 3-13
1983	Valdosta	L, 0-7
1983	Valdosta	L, 5-6
1983	Troy	L, 1-6
1983	Troy	T, 6-6
1984	Valdosta	W, 10-5
1984	Valdosta	W, 9-7
1984	Troy	W, 1-0
1984	Troy	W, 8-2
1984	Valdosta	W, 8-5
1984	Valdosta	W, 7-4
1985	Valdosta	L, 0-6
1985	Valdosta	L, 3-4
1985	Livingston	L, 3-10
1985	Livingston	W, 10-1
1985	Montgomery	L, 1-19
1986	Valdosta	W, 5-0
1986	Valdosta	L, 2-3
1986	Clinton	W, 10-4
1986	Clinton	W, 13-10
1987	Troy	W, 2-0
1987	Troy	L, 3-6
1987	Troy	W, 5-4
1987	Valdosta	L, 3-4
1987	Valdosta	W, 7-4
1987	Valdosta	L, 2-10
1988	Valdosta	W, 9-1
1988	Valdosta	W, 4-0
1988	Valdosta	W, 8-5
1988	Troy	W, 5-2
1988	Troy	W, 4-3
1989	Troy	L, 4-5
1989	Troy	W, 5-0
1989	Troy	W, 19-2
1989	Valdosta	L, 2-11
1989	Valdosta	L, 3-9
1989	Valdosta	L, 1-4
1990	Valdosta	L, 2-3
1990	Valdosta	W, 11-3
1990	Valdosta	W, 7-5
1990	Troy	W, 7-1
1990	Troy	W, 8-7
1990	Troy	W, 12-3
1991	Troy	W, 12-11
1991	Troy	W, 10-1
1991	Valdosta	W, 6-0
1991	Valdosta	W, 6-1
1991	Valdosta	W, 13-1
1992	Valdosta	L, 0-3

1992	Troy	W, 4-1
1993	Troy	W, 14-4
1993	Valdosta	W, 10-7
1993	Troy	W, 4-2

VALPARAISO (9-3)

Home: 6-0 Away: 0-0 Neutral: 3-3		
Date	Location	Result
1984	Panama City	L, 1-2
1988	Panama City	L, 2-3
1988	Panama City	W, 8-6
1988	Panama City	W, 7-2
1989	Troy	W, 15-8
1990	Troy	W, 10-0
1990	Troy	L, 5-8
1991	Troy	W, 9-2
1991	Troy	W, 10-5
1994	Troy	W, 4-2
1995	Troy	W, 6-2
1996	Montgomery	W, 8-0

VANDERBILT (1-5)

Home: 0-3 Away: 0-1 Neutral: 1-1		
Date	Location	Result
1984	Troy	L, 10-12
1997	Montgomery	W, 9-0
2000	Troy	L, 5-8
2000	Troy	L, 11-16
2001	Dothan	L, 1-3
2011	Nashville	L, 2-10

VERMONT (1-1)

Home: 0-0 Away: 0-0 Neutral: 1-1		
Date	Location	Result
1992	Panama City	L, 8-12
1997	Homestead	W, 8-7

VIRGINIA MILITARY (4-2)

Home: 3-1 Away: 0-0 Neutral: 1-1		
Date	Location	Result
1997	Troy	L, 2-3
1997	Montgomery	L, 3-4
1997	Montgomery	W, 9-3
1998	Troy	W, 13-8
1998	Troy	W, 20-3
1998	Troy	W, 18-6

WAKE FOREST (1-1)

Home: 0-0 Away: 0-0 Neutral: 1-1		
Date	Location	Result
2008	Dothan	W, 1-0
2008	Dothan	L, 3-8

WASHINGTON STATE (0-1)

Home: 0-0 Away: 0-0 Neutral: 0-1		
Date	Location	Result
2002	Dothan	L, 5-12

WAYNE STATE (4-0)

Home: 3-0 Away: 0-0 Neutral: 1-0		
Date	Location	Result
1989	Panama City	W, 13-6
1990	Troy	W, 13-0
1990	Troy	W, 5-0
1990	Troy	W, 15-0

WEST ALABAMA (43-34)

Home: 24-16 Away: 13-16 Neutral: 5-2

Date	Location	Result
1948	NA / Game played before	
1970*	NA / Game played before	
1968	Livingston	L, 2-4
1968	Livingston	L, 0-3
1969	Troy	L, 0-4
1969	Troy	L, 1-6
1969	Troy	W, 20-6
1970	Troy	L, 2-7
1970	Troy	L, 3-8
1970	Livingston	L, 2-4
1970	Livingston	W, 2-0
1971	Troy	L, 6-20
1971	Troy	L, 0-4
1971	Troy	L, 3-15
1972	Livingston	L, 7-8
1972	Livingston	L, 3-12
1972	Troy	L, 3-5
1972	Troy	L, 4-5
1973	Troy	W, 2-0
1973	Troy	W, 5-1
1973	Livingston	L, 1-5
1973	Livingston	W, 3-2
1974	Troy	W, 6-4
1974	Troy	L, 6-11
1975	Troy	W, 9-2
1975	Troy	W, 10-2
1976	Livingston	L, 4-7
1976	Livingston	L, 4-7
1976	Troy	W, 4-2
1976	Troy	W, 6-5
1977	Troy	W, 2-1
1977	Troy	L, 2-5
1977	Livingston	L, 0-2
1977	Livingston	W, 1-0
1978	Livingston	L, 4-7
1978	Livingston	L, 2-7
1978	Troy	W, 8-7
1978	Troy	L, 7-10
1978	Cleveland	L, 2-4
1979	Troy	L, 1-2
1979	Troy	W, 5-0
1979	Livingston	L, 2-3
1979	Livingston	L, 0-4
1979	Livingston	L, 5-10
1979	Jacksonville	W, 1-0
1980	Troy	W, 5-3
1980	Troy	W, 2-0
1981	Troy	W, 2-0
1981	Troy	W, 6-2
1981	Livingston	W, 8-2
1981	Livingston	W, 1-0
1981	Cleveland	W, 19-7
1982	Troy	W, 2-0
1982	Troy	L, 1-5
1982	Livingston	L, 5-6
1982	Livingston	W, 6-5
1982	Jacksonville	W, 8-5
1983	Livingston	W, 12-1
1983	Livingston	W, 7-3
1984	Livingston	L, 9-10
1984	Livingston	W, 4-2
1984	Troy	L, 5-7
1984	Troy	W, 7-1
1985	Livingston	W, 9-1
1985	Troy	W, 3-0

1985	Troy	W, 11-5
1985	Troy	W, 19-7
1985	Livingston	W, 7-3
1987	Troy	W, 11-7
1988	Cleveland	W, 20-8
1990	Troy	W, 6-0
1990	Troy	L, 8-10
1990	Florence	L, 3-4
1990	Florence	W, 2-1
1992	Livingston	W, 5-4
1992	Livingston	W, 5-4
1993	Troy	W, 1-0
1993	Troy	W, 12-3

WEST FLORIDA (8-5)

Home: 5-1 Away: 3-3 Neutral: 0-1

Date	Location	Result
1983	Troy	W, 7-0
1983	Troy	W, 7-0
1991	Pensacola	L, 1-3
1991	Pensacola	W, 5-3
1991	Baseball City	L, 3-6
1992	Troy	L, 1-4
1992	Troy	W, 5-4
1992	Pensacola	W, 8-7
1992	Pensacola	L, 3-4
1993	Pensacola	W, 5-3
1993	Pensacola	L, 1-3
1993	Troy	W, 4-3
1993	Troy	W, 6-2

WEST GEORGIA (19-7)

Home: 11-2 Away: 8-5 Neutral: 0-0

Date	Location	Result
1973	Troy	L, 1-4
1978	Carrollton	L, 2-6
1978	Troy	W, 12-6
1981	Carrollton	W, 9-6
1981	Troy	W, 3-0
1986	Troy	W, 6-2
1986	Carrollton	W, 19-3
1987	Carrollton	L, 1-10
1987	Carrollton	W, 5-2
1987	Troy	W, 7-3
1988	Troy	W, 16-3
1988	Troy	W, 16-1
1988	Carrollton	W, 4-3
1988	Carrollton	L, 3-7
1989	Carrollton	L, 2-8
1989	Carrollton	W, 14-5
1989	Troy	W, 11-2
1989	Troy	W, 5-3
1990	Troy	W, 6-2
1990	Troy	L, 4-5
1990	Carrollton	W, 6-2
1990	Carrollton	W, 7-5
1991	Carrollton	W, 8-3
1991	Carrollton	L, 3-5
1991	Troy	W, 4-3
1991	Troy	W, 6-5

WESTERN CAROLINA (1-3)

Home: 1-1 Away: 0-2 Neutral: 0-0

Date	Location	Result
1995	Cullowhee	L, 7-11
1995	Cullowhee	L, 3-6
1995	Troy	L, 0-7
1995	Troy	W, 5-4

WESTERN ILLINOIS (10-1)

Home: 7-1 Away: 0-0 Neutral: 3-0

Date	Location	Result
1995	Charleston	W, 8-7
1995	Charleston	W, 12-9
1997	Chicago	W, 15-3
1999	Troy	W, 10-1
1999	Troy	W, 6-2
1999	Troy	W, 9-3
1999	Troy	W, 12-4
2000	Troy	W, 5-4
2000	Troy	W, 6-5
2000	Troy	W, 9-4
2000	Troy	L, 8-9

WESTERN KENTUCKY (24-14)

Home: 12-7 Away: 10-6 Neutral: 2-1

Date	Location	Result
1980	Troy	L, 3-4
1981	Troy	W, 10-5
1984	Troy	W, 13-8
1984	Troy	W, 10-4
1985	Dothan	W, 8-5
1985	Dothan	L, 3-19
1998	Troy	L, 8-12
1998	Troy	W, 11-8
2006	Bowling Green	W, 14-10
2006	Bowling Green	W, 15-8
2006	Bowling Green	W, 11-5
2006	Bowling Green	W, 3-2
2007	Bowling Green	L, 5-14
2007	Bowling Green	L, 1-13
2007	Bowling Green	W, 4-2
2008	Bowling Green	W, 5-4
2008	Bowling Green	W, 5-3
2008	Bowling Green	W, 9-7
2009	Troy	L, 4-7
2009	Troy	W, 9-7
2009	Troy	L, 4-6
2009	Troy	L, 11-14
2010	Troy	L, 4-7
2010	Troy	W, 5-4
2010	Troy	W, 6-3
2011	Troy	W, 6-3
2011	Troy	W, 11-3
2011	Troy	W, 12-9
2011	Monroe	W, 4-2
2012	Bowling Green	W, 13-3
2012	Bowling Green	L, 4-9
2012	Bowling Green	L, 5-6
2013	Bowling Green	W, 11-3
2013	Bowling Green	L, 4-5
2013	Bowling Green	L, 6-7
2014	Troy	L, 4-5
2014	Troy	W, 11-6
2014	Troy	W, 10-5

WESTERN MICHIGAN (1-0-1)

Home: 0-0 Away: 0-0 Neutral: 1-0-1

Date	Location	Result
1995	Lakeland	T, 8-8
1998	Jacksonville	W, 14-8

WILLIAM CAREY (4-1)

Home: 1-0 Away: 1-0 Neutral: 0-1

Date	Location	Result
1957	NA / Game played before	
1970*	NA / Game played before	

1992	Panama City	L, 2-6
1992	Hattiesburg	W, 12-8
1993	Troy	W, 4-2

WINTHROP (0-3)

Home: 0-0 Away: 0-3 Neutral: 0-0

Date	Location	Result
1994	Rock Hill	L, 7-8
2005	Rock Hill	L, 3-17
2005	Rock Hill	L, 2-11

WISCONSIN-PARKSIDE (1-0)

Home: 0-0 Away: 0-0 Neutral: 1-0

Date	Location	Result
1992	Panama City	W, 11-10

WOFFORD (2-0)

Home: 2-0 Away: 0-0 Neutral: 0-0

Date	Location	Result
1997	Troy	W, 15-2
1997	Troy	W, 10-4

WRIGHT STATE (10-1)

Home: 6-0 Away: 2-0 Neutral: 2-1

Date	Location	Result
1980	Troy	W, 8-2
1980	Troy	W, 4-3
1982	Troy	W, 7-4
1983	Jacksonville	L, 6-7
1987	Montgomery	W, 8-7
1995	Dayton, Ohio	W, 16-7
1995	Dayton, Ohio	W, 6-5
1997	Homestead	W, 9-7
2000	Troy	W, 16-3
2000	Troy	W, 8-2
2000	Troy	W, 4-3

XAVIER (3-3)

Home: 2-2 Away: 0-0 Neutral: 1-1

Date	Location	Result
1992	Panama City	W, 7-2
1998	Jacksonville	L, 9-12
2017	Troy	L, 2-6
2017	Troy	W, 2-1 (10)
2017	Troy	L, 2-8
2017	Troy	W, 5-2

YOUNGSTOWN STATE (13-3)

Home: 7-1 Away: 3-1 Neutral: 0-0

Date	Location	Result
1995	Troy	W, 8-1
1995	Troy	W, 9-4
1995	Troy	L, 3-4
1995	Troy	W, 9-8
1996	Troy	W, 7-1
1996	Troy	W, 4-2
1996	Troy	W, 7-1
1996	Troy	W, 5-0
1997	Youngstown	W, 6-5
1997	Youngstown	W, 7-3
1997	Youngstown	W, 12-0
1997	Youngstown	L, 2-3
2021	Troy	W, 10-4
2021	Troy	W, 8-2
2021	Troy	W, 13-6
2021	Troy	L, 2-4

Opponent	W-L	First	Last	Opponent	W-L	First	Last	Opponent	W-L	First	Last
Air Force	7-2	1996	1998	Elon	0-3	2000	2000	Memphis	4-1	2006	2009
Akron	1-0	1996	1996	Evansville	3-0	2023	2023	Mercer	13-12	1998	2005
Alabama	12-30	1975	2024	Faulkner	21-3	1983	2002	Mercyhurst	3-1	1976	1976
Alabama A&M	14-0	2004	2018	Ferris State	7-3	1987	1989	Miami, Fla.	0-1	1978	1978
Alabama Christian	4-0	1962	1964	Florida	1-7	1935	2020	Michigan	1-2	2006	2007
Alabama College	4-0	1962	1964	Florida Atlantic	20-27	1998	2013	Michigan State	2-4	1992	2020
Alabama-Huntsville	1-0	2005	2005	Florida A&M	36-6	1991	2024	Middle Tennessee	27-19	1992	2013
Alabama State	34-4	1993	2024	FIU	15-14	1980	2013	Miles	2-0	1991	1991
Albany State	6-0	1990	1991	Florida Gulf Coast	0-2	2023	2023	Minnesota	0-1	1999	1999
Alma	0-1	1971	1971	Florida Southern	3-7	1977	1995	Mississippi State	0-5	2007	2018
App State	22-9	2015	2024	Florida State	3-21	1948	2021	Mississippi College	10-2	1980	1986
Arizona State	0-3	2008	2008	Fort Benning	1-0	1957	1957	Miss. Valley State	3-0	2006	2006
Arkansas	1-5	2007	2010	Fort Rucker	2-0	1957	1971	Missouri-Rolla	3-0	1984	1988
Arkansas State	40-16	2006	2024	Furman	2-0	1994	1994	Missouri Southern	1-0	1990	1990
Armstrong Atlantic	1-0	1994	1994	Gardner-Webb	6-4	2003	2005	Monmouth	2-2	1977	2012
Army	1-0	1998	1998	Geneva	0-1	1948	1948	Montevallo	19-11	1970	1992
Athens State	5-3	1970	1974	Georgia	0-1	2018	2018	New Haven	2-1	1980	1986
Auburn	24-57	1911	2024	Georgia College	0-1	1993	1993	New Orleans	21-9	2006	2017
Auburn Freshmen	2-5	1959	1962	Georgia Southern	16-14	1984	2023	New York Tech	10-1	1995	1997
Auburn-Montgomery	17-8	1988	1995	Georgia Southwestern	11-1	1977	1990	Nicholls State	7-4	2001	2015
Augusta College	1-1	1993	1993	Georgia State	42-19	1984	2024	North Alabama	47-14	1964	2019
Austin Peay	6-4	1977	2000	Georgia Tech	3-0	1976	2022	North Carolina State	0-1	1994	1994
Ball State	2-0	1990	1990	Grandview	8-0	1985	1990	North Florida	5-2	1996	2015
Belhaven	1-0	1984	1984	Gulf Coast College	3-1	1962	1964	Northeastern Illinois	3-4	1994	1997
Bellarmine	2-3	1976	1980	Hartford	2-0	2013	2013	Northern Iowa	2-1	1997	1997
Belmont	7-7	1994	2011	Harvard	3-0	2024	2024	Northern Kentucky	14-2	1979	2020
Benedictine	7-0	1975	1983	Headland Semi-Pro	0-1	1948	1948	Northwestern	1-2	1999	2004
Bethune-Cookman	4-2	2010	2012	High Point	4-0	2011	2011	Northwestern State	4-3	2015	2024
Birmingham-Southern	10-21	1970	2006	Hofstra	8-1	1994	2017	Oakland	4-0	1974	1979
Blakely, Ga.	0-1	1948	1948	Holy Cross	4-0	2022	2022	Ohio Dominican	1-0	1990	1990
Boston College	1-1	2023	2023	Howard	1-0	1994	1994	Ohio State	2-2	1993	2005
Bowling Green	2-0	1993	1997	Huntingdon	38-27	1962	1995	Oklahoma State	1-0	2011	2011
Bradley	1-0	1997	1997	Huntingdon (Ind.)	11-3	1972	1980	Old Dominion	0-0	2025	2025
Brooklyn	1-0	1982	1982	Illinois	3-2	1997	2001	Ole Miss	0-5	1977	1995
Brown	4-0	2010	2010	Illinois Benedictine	2-0	1979	1979	Olivet Nazarene	7-0	1983	1993
Brundidge	1-0	1948	1948	Illinois College	1-0	1978	1978	Otterbein	4-0	1982	1986
Butler	3-1	1979	1992	Illinois State	1-1	1989	1989	Pace	7-3	1995	1997
CS-Dominguez Hills	1-0	1987	1987	Indiana	6-3	1996	2024	Penn	0-0	2025	2025
CS-Northridge	0-1	1984	1984	Indiana Central	3-0	1981	1984	Penn State	2-1	2001	2008
Campbell	16-7	1996	2005	Iowa	2-0	1998	2005	Pensacola College	3-1	1962	1965
Campbellsville (Ky.)	4-0	1978	1981	Jackson State	3-1	1994	2020	Pensacola NAS	2-0	1948	1948
Centenary	7-2	1998	1999	Jacksonville	18-18	1977	2022	Pikeville (Ky.)	2-0	1979	1979
Central Conn. St.	8-5	1994	1997	Jacksonville State	91-62	1962	2024	Principia	1-0	1986	1986
Central Florida	13-19	1998	2023	James Madison	1-2	2024	2024	Providence	0-1	1998	1998
Central Michigan	6-5	2012	2019	Kansas State	1-0	2003	2003	Purdue	1-0	2001	2001
Central Missouri St.	2-3	1988	1990	Kennesaw State	25-3	1985	2022	Radford	1-0	1998	1998
Charleston	2-0	1989	1990	Kent State	2-2	1996	2024	Rhode Island	4-0	2008	2008
Charlotte	2-2	1994	1999	Kentucky	1-3	1996	2009	Rider	2-0	1992	1992
Chicago State	1-0	1994	1994	Lafayette College	0-2	1992	1992	Ripon	3-0	1982	1990
Chipola College	2-1	1957	1964	LaGrange College	8-0	1984	1990	Sacramento State	2-0	1986	1988
Clemson	1-1	1982	1982	Lamar	1-0	1997	1997	Saint Louis	5-2	2005	2015
Cleveland State	1-0	1993	1993	Liberty	1-1	1997	1997	St. Ambrose	3-1	1973	1973
Coastal Carolina	12-11	2007	2024	Lipscomb	7-4	1964	2005	St. Bernard	2-7	1962	1972
Columbia	0-1	2023	2023	Little Rock	24-22	2006	2022	St. Leo	0-2	1991	1992
Columbus State	31-13	1972	1993	Louisiana	28-38	1998	2024	Samford	47-26	1957	2024
Concord	1-0	1988	1988	Louisiana Tech	4-2	2019	2020	Sam Houston State	2-1	1986	2007
Connecticut	0-3	2000	2013	Louisville	1-0	1997	1997	Savannah State	3-1	2002	2003
Cumberland	3-1	1964	1993	Maine	1-0	2019	2019	Shorter	4-0	1977	1978
C.W. Post	6-3	1995	1997	Manchester	2-0	1981	1981	Siena Heights	3-0	1988	1990
Delta State	12-12	1978	1991	Mankato State	2-0	1978	1986	Sienna	1-0	1998	1998
Detroit Mercy	2-0	1997	1997	Mansfield	2-0	1993	1993	South Alabama	45-57	1965	2024
Donaldsonville (Ga.)	0-1	1948	1948	Marietta	1-0	1977	1977	South Carolina-Aiken	2-1	1993	1994
Duquesne	0-1	1997	1997	Marion Institute	4-0	1948	1957	South Dakota State	1-0	1984	1984
Duke	1-1	2018	2018	Marion Military	2-0	1948	1948	Southeast Missouri	4-0	1985	2011
East Carolina	1-0	2012	2012	Marshall	3-0	2023	2023	Southeastern Louisiana	9-10	1978	2022
East Tennessee State	1-2	2001	2001	Maryville	2-0	1978	1978	Southern California	0-1	1997	1997
Eastern Illinois	16-10	1980	1998	Mass.-Lowell	2-0	1992	1992	Southern Miss	14-25	1998	2024
Eastern Michigan	2-1	1995	1995	Maxwell Field	3-1	1948	1957	SIU-Edwardsville	10-1	1987	2024
Eckerd	0-1	1977	1977	McMurray	0-0-1	1987	1987	Southwest Baptist	3-0	1982	1982
Eglin Field	2-0	1948	1948	McNeese State	2-5	2001	2005	Spring Hill	9-6	1948	1993

Opponent	W-L	First	Last
Standard Roofing	1-0	1948	1948
Stetson	14-14	1992	2005
Stony Brook	3-0	2023	2023
Tampa	4-2	1987	1994
Temple	1-0	2003	2003
Tennessee	0-1	2019	2019
Tennessee State	3-0	1974	1974
Tennessee Tech	9-4	1982	2018
Texas State	16-11	2014	2024
Texas Tech	1-0	2013	2013
The Citadel	1-1	1998	1999
Toledo	1-0	1997	1997
Trinity, Ill.	8-0	1985	1987
Troy Pros	0-1	1948	1948
Tulane	1-3	1995	2021
Tuskegee	26-5	1948	1990
UAB	31-31	1973	2024
ULM	36-14	2007	2024
UT Arlington	7-14	2014	2022
UT Martin	22-8	1973	2018
UTRGV	0-5	2000	2001
Union College	2-0	1978	1978
University of the South	1-0	1962	1962
USC Upstate	3-0	2023	2023
Valdosta State	34-19-1	1982	1993
Valparaiso	9-3	1984	1996
Vanderbilt	1-5	1984	2011
Vermont	0-1	1992	1997
Virginia Military	4-2	1997	1998
Virginia Tech	0-0	2025	2025
Wake Forest	1-1	2008	2008
Washington State	0-1	2002	2002
Wayne State	4-0	1989	1990
West Alabama	44-34	1948	1993
West Florida	8-5	1983	1993
West Georgia	19-7	1973	1991
Western Carolina	1-3	1995	1995
Western Illinois	10-1	1995	2000
Western Kentucky	24-14	1980	2014
Western Michigan	1-0-1	1995	1998
William Carey	4-1	1957	1993
Winthrop	0-3	1994	2005
Wisconsin-Parkside	1-0	1992	1992
Wofford	2-0	1997	1997
Wright State	10-1	1980	2000
Xavier	3-3	1992	2017
Youngstown State	13-3	1995	2021

2025 Opponents in Bold

ALL-TIME LETTERWINNERS

A

Abercrombie, Cass	RHP	Louisville, Ala.	2010-13
Adcock, Brent	RHP	Watertown, Tenn.	2004-05
Albert, Reggie	OF	Fernandina Beach, Fla.	1981-82
Alford, Ryan	RHP	Darlington, Fla.	1998-99
Alford, Ed	SS	Bainbridge, Ga.	1990-91
Allen, Joe	OF	Greenville, Ala.	1979-80, 85
Amis, Chase	SS	Denham Springs, La.	2004-05
Andrews, Shawn	RHP	Pickering, Ont.	2000-02
Araiza, Louie	LHP	Tuscon, Ariz.	1988
Arieux, Fred	DH	Dothan, Ala.	1976
Armstrong, Ben	3B	Graceville, Fla.	1994-96
Arnett, Ben	IF	Florence, Ala.	2023-24
Arrington, Warren	OF	Montgomery, Ala.	1986-87
Ashbury, Kristian	RHP	Burke, Va.	2023-24
Ates, Scott	OF	DeFuniak Springs, Fla.	1989-90
Athey, Don			1954
Atkins, Brandon	OF	Natchez, Miss.	2002-03
Atkins, Doug	RHP	Natchez, Miss.	2002-03
Austin, Buddy	OF	Troy, Ala.	1983-84
Austin, Mike	OF	Cincinnati, Ohio	1981-82
Austin, Scrap			1970
Austin, Thomas	RHP	Selma, Ala.	2010-13

B

Baker, Keith	OF	Panama City, Fla.	1987-88
Baldwin, Scott	RHP	Dothan, Ala.	1985-86
Banks, Dave	1B	Leesburg, Ga.	1982-85
Barnes, Ronald	RHP	Mobile, Ala.	1968-69
Barrett, Marty	SS	Tempe, Ariz.	1989-90
Bartolero, Caleb	C	Woodstock, Ga.	2019-23
Bass, Paul	C		1964-65
Bass, Tommy	OF		1948
Bassett, Gary	1B	Childersburg, Ala.	1981
Batchler, Rob	RHP	Cincinnati, Ohio	1993-94
Bazzell, Mark	DH	Panama City, Fla.	1977
Beadle, Tab	IF	Berwick, La.	2003-04
Beard, Danny	RHP	Montgomery, Ala.	1989-90
Bell, Marcus	RHP	Pace, Fla.	2002
Bello, Mikey	OF	Oak Ridge, N.J.	2024
Bennett, Brian	OF/C	Tullahoma, Tenn.	2004-05
Bennett, Grant	RHP	Hazel Green, Ala.	2015-16
Bennett, Jo-El	OF	Midland City, Ala.	2012-15
Bergstrom, Buster	C	Pensacola, Fla.	1978-79
Bernard, Jason	RHP	Panama City, Fla.	2000-01
Bezeredi, Peter	3B	Deltona, Fla.	1995-96
Binder, Brody	C	Ooltewah, Tenn.	2015-18
Binder, T.J.	3B	Ooltewah, Tenn.	2014-17
Black, Ed	C	Troy, Ala.	1986-87
Black, Keith	2B	Florence, Ala.	1988-91
Blackwell, Josh	C	Montgomery, Ala.	2006-08
Boatner, Scott	C	Columbus, Ga.	1988-89
Bodenstein, Cal	RHP	Milton, Fla.	1960-62
Bond, David	LHP	Warner Robbins, Ga.	1986-87
Borghese, Jason	OF	Guelph, Ont.	1998
Boswell, Robert	OF		1972
Bouchillon, Rich	C	Panama City, Fla.	1980-81
Bowden, Doc	2B		1948
Boyd, Mike	RHP	Albany, Ga.	1981-82
Boyd, Corey	OF	Clearwater, Fla.	1991-92
Brackin, Butch	OF		1970-72
Brackin, Jim	SS		1970-71
Brady, Ryan	RHP	Trussville, Ala.	2012-13
Bragg, Keith	OF	Jay, Fla.	1982-83
Braisted, Rick	OF	St. Petersburg, Fla.	1992
Brazell, Landon	RHP	Dothan, Ala.	2004-05
Brice, Billy	1B	Grayson, Ga.	1990-93
Briggs, Jerry	2B	Peoria, Ill.	1982-83
Brinson, Jeff	3B	Albany, Ga.	198285
Britt, Wes	RHP	Glasgow, Ky.	1981-82
Brooks, Beau	C	Huntsville, Ala.	2006-08
Brooks, Rodney	RHP	Prattville, Ala.	1987-88
Brower, John	OF	Jacksonville, Fla.	1981-82
Brown, Brandon	C	Dublin, Ga.	2012-13
Brown, Jay	OF	Pensacola, Fla.	1999-00

Brown, Jeff	LHP	Lakeland, Fla.	1991-92
Brown, Joe	RHP	Wilmer, Ala.	1982
Brown, Kyle	1B	Dothan, Ala.	2011-14
Brown, Lucas	RHP	Acworth, Ga.	2015-16
Brown, Rob	RHP	Molino, Fla.	2007-08
Brown, Steve	C	McDavid, Fla.	1982-83
Brown, Tony	2B	Kennett Square, Pa.	1992-95
Bruckner, Gary	2B	Tampa, Fla.	1979-80
Bryan, Brooks	C	Opelika, Ala.	2023-24
Bryant, Adam	SS	Pensacola, Fla.	2008-11
Bryant, Paul	OF	Marianna, Fla.	1993-94
Buntin, Jim			1964
Burge, Travis	LHP	Port St. Joe, Fla.	2008-09
Burns, Kevan	OF	Beloit, Wisc.	1999
Burt, Connor	LHP	Lithia, Fla.	2024
Bush, David	LHP	Blakely, Ga.	1981
Butcher, Will	1B	Arden, N.C.	2024
Byers, Brad	2B	Pinellas Park, Fla.	1991

C

Caison, George	OF		1964-65
Calamia, Charlie	SS	Phoenix, AZ	2006
Calhoun, Tripp	C	Dacula, Ga.	2014-16
Cambridge, Sean	OF	Ft. Lauderdale, Fla.	1997-98
Canady, Ryan	OF	Tampa, Fla.	1997
Cardwell, Gene			1949 or 50
Carlo, Matt	1B	Winfield, Ala.	2006-07
Carmichael, Michael	P		1977
Carnley, Will	RHP	Silverhill, Ala.	2017-20
Carter, CJ	RHP	Lithonia, Ga.	2018
Carter, Ivan	RHP	Irondale, Ala.	2012-13
Carter, J.N.	SS		1965-67
Case, Fred	C	Coral Springs, Fla.	1995-98
Cash, Tim	RHP	Newnan, Ga.	1983-84
Cerny, Logan	OF	Lawrenceville, Ga.	2019-2021.
Chafin, Lee	P		1975
Charles, Steve	RHP	Marianna, Fla.	1993
Chestnut, Nolan	LHP	Lakeland, Fla.	2007
Childress, Corey	RHP	Farihope, Ala.	2015-18
Christman, Tim	IF	Ocala, Fla.	1992
Clark, Gene	P		1948
Clements, Michael	OF	McComb, Miss.	2004-05
Clemons, Tod	OF	Okeechobee, Fla.	1973-76
Cleveland, Mark	RHP	Palm Beach Gardens, Fla.	1978-79
Coachman, James	3B	Cottonwood, Ala.	1990
Coady, Tim	OF	Altamonte Springs, Fla.	1976-77
Cobb, Kenneth	C		1948
Cobb, Tremayne Jr.	IF	Upper Marlboro, Md.	2023-24
Cofer, Jackson	OF/RHP	Maylene, Ala.	2017-18
Collins, Danny	3B/OF	Niceville, Fla.	2012-13
Comuze, Tony			1954
Conchin, Gary	3B	Huntsville, Ala.	2004
Conlin, Sean	IF	Gulf Breeze, Fla.	2004-05
Connell, Herbert	OF		1948
Cook, Dylan	LHP	Huntsville, Ala.	2022
Coons, Joe	RHP	Springfield, Ill.	1981
Cordova, Dean	RHP	Milton, Fla.	1996-97
Costango, Kelly			1975
Cox, Chris	OF	Monroe, Ga.	1991-92
Cox, Danny	RHP	Warner Robbins, Ga.	1980-81
Cox, Justin	2B	Greensboro, NC	2000-01
Cox, Trent	SS	Opelika, Ala.	2003
Craig, Larry	P		1973
Crane, Andrew	RHP	Pascagoula, Miss.	2017-18
Craze, Ian	OF	Mansfield, Ohio	2006-07
Cribb, Tim	RHP	Avon Park, Fla.	1984-85
Crook, Austin	LHP	Fort Deposit, Ala.	2015-17
Crooms, Chip	C	Ashford, Ala.	1998-99
Crowe, Heath	C	Ramer, Ala.	2001-02
Crutcher, Dylan	OF	Mobile, Ala.	2018
Culbreth, Rodney	LHP	Montgomery, Ala.	1983-84
Culley, Hazen			1965
Cummings, Nehemiah	1B	Highland, Ill.	1995-97
Curtis, Bobby	OF	Mobile, Ala.	1974-75

ALL-TIME LETTERWINNERS

D

Daily, Tad	LHP	Pensacola, Fla.	1989
Dale, Matt	LHP	Marietta, Ga.	2005
Dansby, Leon			1949 or 50
Darby, Paul	RHP	Naperville, Ill.	2003
Davidson, Chase	RHP	Carrollton, Ala.	2014
Davis, Ashley	RHP	Opp, Ala.	1997
Davis, Brandon	C	Lucedale, Miss.	2000
Davis, Michael	RHP	Prattville, Ala.	2004-05
Davis, Moe	2B	Niceville, Fla.	1989
Davis, Trevor	OF	Fort Mitchell, Ala.	2016-17
Day, Cliff			1949 or 50
Dees, Gary	P	Arcadia, Fla.	1975-76
DeJarnette, Bobby	OF	Eclectic, Ala.	1986-87
Del Castillo, Javier	IF	New York, NY	1990
Del Giacco, Chris	RHP	Troy, NY	1992-93
Dempsey, Mark	OF	Florence, Ala.	1988-89
Denison, Joey	OF/IF	Troy, Ala.	2016-18
DeRieux, Bobby	SS		1948
Dew, Josh	1B/P	Montgomery, Ala	2006-07
Dickinson, Andrew	RHP	Decatur, Ala.	2008-10
Dill, Jay	RHP	Dayton, Tenn.	2024
Dima, Josh	LHP	Belleville, Ill.	2024
Ditthardt, Ryan	1B	Ft. Lauderdale, Fla.	2009-10
Dixon, Jacob	C	Tallahassee, Fla.	2010-11
Doctson, Greg	2B	Montgomery, Ala.	1985
Dolson, Andy	LHP	Lakeland, Fla.	1991
Donaldson, Rhodney	OF	Cairo, Ga.	1994-97
Dossett, Danny	RHP	Hattiesburg, Miss.	1998
Dowden, Craig	RHP	Bossier City, La.	1997-99
Driver, Marek	OF	Beaconsville, Que.	2000
Dube', Chad	OF	Cambridge, Ont.	1994-97
Duhe, Nate	RHP	St. Amant, La.	2007
Duncan, Steve	1B	Hueytown, Ala.	1995-96
Dunn, Brian	3B	Gadsden, Ala.	1988-89
Dunn, Eric	OF	Jesup, Ga.	1988-89
Dunn, Leroy	OF	Ratcliff, Ky.	2000

E

Early, Manning	IF	Gardendale, Ala.	2018-19
Eason, Duane	RHP/OF	Hackensack, NJ	1994-95
Eason, Justin	RHP	Eclectic, Ala.	2002-03
East, Ed	SS	Chickasaw, Fla.	1974-75
Eaton, Steve	3B	North Kingston, RI	1987-88
Eddington, Tony	RHP	Kokomo, Ill.	1985-86
Edwards, Bobby			1954
Edwards, Craig	LHP	Willows, Cal.	1995
Eide, Dan	3B/1B	Jupiter, Fla.	1997
Elenz, Troy	C	Pensacola, Fla.	1984-85
Ellerbee, Buddy			1954
Elliott, Bert	RHP	Gadsden, Ala.	2006-07
Ellis, Tim	OF	Dothan, Ala.	2000-01
Ellis, Tyson	RHP	Lake City, Fla.	2020-2021
Ellison, Ryan	RHP	Clanton, Ala.	2005-08
Elmore, Frank	OF		1967-68
Elmore, Mike	OF	Glasgow, Ky.	1984-87
Elsberry, Donnie	RHP	Dallas, Ga.	1976-79
Englett, Todd	C	Mobile, Ala.	1986-87
Ernsberger, Eric	LHP	Shelby, Ohio	1998-99
Erwin, Brandon	LHP	Pearl River, La.	2003
Erwin, Hank	P		1970

F

Faircloth, Roy			1949 or 50
Falls, Tony	RHP	Montgomery, Ala.	2005-06
Farrar, Bill			1949 or 50
Farris, Harold			1954
Favale, Chris	2B	Staten Island, NY	1993-94
Fawcett, Jason	RHP	Montgomery, Ala.	1994-97
Fecarotta, Dom	1B	Seminole, Fla.	1998-99
Felix, Mike	LHP/OF	Panama City, Fla.	2006

Felix, Steven	OF/C	Panama City, Fla.	2007-10
Fischer, David	RHP	Leesburg, Fla.	1992
Fisher, Chris	RHP	Cullman, Ala.	2011-12
Fletcher, Beau	RHP	Hartselle, Ala.	2022-24
Floyd, Blake	RHP	Troy, Ala.	2015
Floyd, Mark	RHP	Columbus, Ga.	1983-84
Forbes, Keith	RHP	Malden, Mass.	1997
Ford, Taylor	C	Milton, Fla.	2017-19
Forest, Jacob	IF	Dothan, Ala.	2001-02
Foster, Wayland	P	Milton, Fla.	1960-62
Fowler, Helton			1954
Frady, Greg	SS	Ellijay, Ga.	1985-86
Frederic, Drew	IF	Niceville, Fla.	2017-2021
Frazier, John			1954
Friend, Justin	IF	Johns Creek, Ga.	2016-17
Fruit, Zach	RHP	Dundee, Mich.	2023
Fujita, Shohei	SS/2B	Kitakushushi Japan	2007-10
Furlow, Hank	3B	Millbrook, Ala.	1975-76
Fuller, Brady	RHP	Auburn, Ala.	2022-24
Fuller, Keaton	RHP	Fairhope, Ala.	2022-23
Fuller, Peyton	2B	Fairhope, Ala.	2013-16
Fultz, Ryan	LHP	Jacksonville, Fla.	2017-2021

G

Gabbard, Ben			1964-65
Gaddy, Jamey	RHP	Thomasville, Ala.	1993-95
Gafford, Lawrence			1949 or 50
Gainous, Garrett	RHP	Cairo, Ga.	2021-24
Gall, Steve	OF	Evergreen, Ala.	1995-96
Gallops, Michael	RHP	Montgomery, Ala.	2003
Gamble, Billy			1964
Gamble, Kyle	LHP	Live Oak, Fla.	2021-22
Gardiner, Lance	IF	Mission Viejo, Calif.	2023-24
Garofalo, Austin	IF	Santa Rosa Beach, Fla.	2019-2021
Gatchell, Paul	3B	Pascagoula, Miss.	2008
Gaylard, Derek	IF	Montgomery, Ala.	1990
George, Daryl	OF	Greenville, Ala.	1993-94
German, Rodney	RHP	Albany, Ga.	1986-87
Giannini, Andy	RHP	West Palm Beach, Fla.	1978-80
Gianquitti, Jon	LHP	North Palm Beach, Fla.	2005-06
Gibson, Lee	IF	Ringgold, Ga.	2014-15
Gill, Cory	RHP	Cottonwood, Ala.	2016-20
Gillispie, Stacy	IF	Sevierville, Tenn.	1998-99
Gilmore, Kenny	2B	Ft. Pierce, Fla.	1977-78
Gilroy, Aidan	3B	Pace, Fla.	2024
Givens, Bert	IF	Tallahassee, Fla.	2015-16
Godwin, Adam	OF	Enterprise, Ala.	2004-05
Golden, Austin	3B	Cullman, Ala.	2012
Gooden, J.D.			1960
Goodin, Byne	RHP	Deatsville, Ala.	2007-08
Goodson, Kyle	LHP	LaGrange, Ga.	1998-00
Goodwin, Sadler	IF/RHP	Cordova, Tenn.	2018-19
Gorgen, Grady	LHP	Mineral Point, Wisc.	2023-24
Goza, Wayland			1949 or 50
Graham, Keith	RHP	Albany, Ga.	1992-95
Granger, Gene			1954
Granger, Hoke	OF	Dothan, Ala.	2015-16
Graves, James	OF	Attala, Ala.	1992-94
Gray, Jerry	P	Jacksonville, Fla.	1977
Gray, Cameron	OF	Marianna, Fla.	2022
Green, Bill			1949 or 50
Green, Blake	OF	Columbus, Ga.	2005-06
Green, Curtis	C	Georgetown, Ont.	1992-94
Green, Eugene			1949 or 50
Green, Frank			1954
Green, Jeb	3B	Cape Coral, Fla.	1997
Green, Jeff	RHP	Byron, Mich.	2007-09
Green, Will	3B	Troy, Ala.	1993-94
Gregorio, Tom	C	Staten Island, NY	1996-99
Greschuk, John	IF	Lakeland, Fla.	1992-93
Gresham, Jeff	RHP	Florence, Ala.	1983-84
Griffin, John	OF	Pembroke Pines, Fla.	1979-80
Griggs, Daryl	SS	Seale, Ala.	2002
Groce, Tommy	P		1974

ALL-TIME LETTERWINNERS

Gutierrez, Henry	C	Trujillo Alto, PR	2004-05	Hull, Drew	RHP	Auburn, Ala.	2008-11
Guynn, Jason	IF	Ocala, Fla.	1998-99	Hulsey, Austin	OF/IF	Haleyville, Ala.	2016
H				Hummel, Chris	C	Orlando, Fla.	1992-93
Haddock, Steve	RHP	Spofford, NH	1992	Huner, Mike	IF	Troy, Ala.	1992
Hall, Jesse	IF	Tallahassee, Fla.	2020-23	Hunt, Aaron	RHP	Gainesville, Fla.	2001-02
Hallahan, Joe	LHP	Wildwood, Mo.	2006-07	Hurley, Derek	LHP	Staten Island, NY	1996
Hall, David	DH	Fort Pierce, Fla.	2013-15	Hurst, John	RHP	Mobile, Ala.	1982-85
Hall, Kevin	RHP	Andalusia, Ala.	1999-00	Hussey, Trey	LHP	Marianna, Fla.	1997
Hall, Trevin	OF	Sneads, Fla.	2014-15	Hutcheson, Phillip	C	Niceville, Fla.	1976
Hammond, Jeff	OF	Flomaton, Ala.	1996-99	Hutto, Pat	OF	Gardendale, Ala.	1973-76
Hancock, Justin	C	Enterprise, Ala.	2013-14	Hyde, Lee	RHP	Skipperville, Ala.	2004-05
Hancock, Mark	LHP	Savannah, Ga.	1982-83	I			
Hancock, Stewart	LHP	High Springs, Fla.	1993-94	Ibarz, Ricky	LHP	Caracas, Venez.	2007
Hannah, Tyler	SS/3B	Gardendale, Ala.	2011-12	Ingram, Mike	OF		1962-65
Hanselman, David	1B	Tallahassee, Fla.	1986	Ippolito, Gary			1974
Hansen, P.J.	OF	Mobile, Ala.	1980-81	J			
Hanson, David	RHP	Ft. Lauderdale, Fla.	1997-99	Jackson, Mark	1B	Brandon, Fla.	1977-79
Hardy, Glen	1B	Tuscaloosa, Ala.	2003-04	Jackson, Marquis	OF	Lynwood, Cal.	1997
Harelson, Steve	LHP	Landisville, Pa.	1993	Jackson, Tanner	IF	Dothan, Ala.	2019-2021
Hargraves, Rick	RHP	Okeechobee, Fla.	1991	Jackson, Windham	OF	Thomasville, Ala.	2015-16
Harrell, Jake	C	Dothan, Ala.	2012-14	Janney, Noah	RHP	Windermere, Fla.	2020-23
Harrington, T.J.	1B	Glens Falls, NY	1997-98	Javinett, Jeff	SS	Tampa, Fla.	1992-95
Harris, Robert	RHP	Taylorsville, Ga.	2015-16	Jerkins, Josh	RHP	Albany, Ga.	1999
Harrison, Rick	RHP	Lakeland, Fla.	1978-79	Jiminez, Osvaldo	3B	Hialeah, Fla.	1982-83
Hartsfield, Hudson	OF	Birmingham, Ala.	2020-23	Jinright, Ross	1B	Troy, Ala.	1987-90
Hartzog, Clete	RHP	Panama City, Fla.	2024	Johns, Trey	RHP	Eufaula, Ala.	2016-17
Hatcher, Roger	1B		1968	Johnson, Andy	RHP	Port Angeles, Wash.	1991-92
Hattaway, Mike	C	Mobile, Ala.	1983-84	Johnson, Benny Rex	C	Columbus, Ga.	1965
Hawkins, Jason	C	Allen, Texas	2024	Johnson, Bubba	P		1971
Head, Tyler	C	Niceville, Fla.	2017-19	Johnson, Chris	OF	Albany, Ga.	1984
Hebert, Evan	LHP	Loreauville, La.	2016-17	Johnson, Lance	LHP	Alabaster, Ala.	2017-2021
Henderson, Colton	RHP	Pike Road, Ala.	2014	Johnson, Seth	OF	Wetumpka, Ala.	2021-22
Henderson, Conrad			1954	Johnston, Mike	1B	Vidalia, Ga.	1975-77
Hendrix, Sonny			1954	Johnston, Rick	RHP	College Park, Ga.	1977-80
Henke, Bill	SS	Shelby, Ala.	1982-83	Jones, Bill			1949 or 50
Henry, Brett	3B	Mobile, Ala.	2006-09	Jones, David	OF	Ft. Walton, Fla.	1982-83
Henry, Lou	SS	Pittsburgh, Pa.	1987-88	Jones, Lee	3B		1967
Hernandez, Joe	RHP	Mobile, Ala.	2012-13	Jordan, Clay			1949 or 50
Hernandez, Jorge	SS	Rio Piedras, PR	1988-89	Jordan, Neal	RHP	Frisco City, Ala.	2007-08
Herring, Jerry	P		1970	K			
Herring, Rick	P		1970-71	Kamplain, Hunter	C	Tuscaloosa, Ala.	2018
Hershiser, Judson	RHP	Windermere, Fla.	2021-22	Kavanagh, Ethan	IF	Cincinnati, Ohio	2023-24
Hickey, Dave			1964	Keel, Jared	3B	Panama City, Fla.	2005-06
Hickford, Charlie			1954	Keller, Lou			1964
Hicks, Grady	P		1948	Kelley, Brock	1B	Opp, Ala.	2008
Hicks, Mackenzie	P	Ozark, Ala.	2019	Kelley, Wes	IF	Birmingham, Ala.	2000-02
Hicks, Tanner	RHP	Millbrook, Ala.	2013-14	Kelly, Bryan	OF	Ocean Springs, Miss.	1995, 97
Higdon, Keith	OF	Pensacola, Fla.	1988-89	Kendrick, Josh	OF	Monroeville, Ala.	2001
Hightower, Reggie	OF	Opp, Ala.	1994-96	Kelly, Justin	OF	Lynn Haven, Fla.	2022
Hill, Logan	OF	Pensacola, Fla.	2015	Kenney, Mason	RHP	Milton, Ga.	2021-23
Hill, Nate	LHP	Meridianville, Ala.	2011-13	Kindred, Vince	OF	Opelika, Ala.	1985-86
Hillyer, Hayden	OF	Beauregard, Ala.	2011-12	King, Dylan	RHP	Leola, Pa.	2024
Hilyer, Leon	3B		1948-49 or 50	King, Murray			1949 or 50
Hinson, B.T.	RHP	Lakeland, Fla.	1996-97	King, Tom	SS	Panama City, Fla.	2006
Hixon, Rush	RHP	Banks, Ala.	2018-19	King, Tony	LHP	Panama City, Fla.	1987-88
Hodgskin, Jimmy	LHP	Windermere, Fla.	2011-12	Kirk, Easton	3B	Piedmont, Ala.	2020-22
Holcomb, Clay	OF	Huntsville, Ala.	2012-15	Kirkland, Aaron	RHP	Chatom, Ala.	2000-01
Holder, Collin	OF	Montgomery, Ala.	2000-02	Kirkland, Derrel	IF	Apopka, Fla.	1997-00
Holder, Raymond			1962-65	Kirkland, Tony	SS	Webb, Ala.	1981-82
Holland, Marcus	RHP	Century, Fla.	1989-90	Knight, Larry			1977
Holloway, Alex	LHP	Valparaiso, Fla.	2004	Knotts, Rick	RHP	Troy, Ala.	1981-84
Hollowell, Chuck	LHP	Tampa, Fla.	1979	Knowles, Ali	OF	Freeport, Bahamas	2011-14
Holmes, Brandon	OF	Hoover, Ala.	2000	Knowles, Perez	LHP	Freeport, Bahamas	2015-16
Horn, John			1949 or 50	Koloukas, Chris	1B	Miami, Fla.	1988-89
Howard, A.J.	LHP	Kinsey, Ala.	2008-12	Krey, Kenny	SS	Ft. Lauderdale, Fla.	1996-98
Howard, Chad	OF	Hogansville, Ga.	2002	L			
Howell, Charles			1949 or 50	Lambert, Trent	OF	Wetumpka, Ala.	2003
Howard, Matthew	RHP/3B/1B	Southside, Ala.	2013-14	Lancaster, Todd	IF	Floral, Ala.	1999
Howell, Jason	LHP	Salttillo, Miss.	2009	Lange, Jack			1962
Hoyle, Miles	OF	Odenville, Ala.	2009-10	Langford, Chris	RHP	Opp, Ala.	1994-97
Hubbard, Bryan	RHP	Montgomery, Ala.	1983	Latham, Jason	RHP	Ludlow, Miss.	1998-99
Hughes, Cody	RHP	Dozier, Ala.	2014-15	LaTorre, Pedro	2B	Ft. Lauderdale, Fla.	1981-82
Hughes, Dell	2B	Marianna, Fla.	1974-75				
Hughes, Jimmy	IF		1973				

ALL-TIME LETTERWINNERS

Lawley, Lance	SS	Daphne, Ala.	1995-96	Moore, Brady	IF	Talking Rock, Ga.	2022-23
Lazzara, Anthony	1B	Tampa, Fla.	1973-75	Moore, Jerry	LHP	Riverside, Cal.	1995
Lee, Mark	C/1B	Deatsville, Ala.	1978-81	Moore, Nate	RHP	Kinston, Ala.	2004
Lee, Tracy	OF	Indian Head, Md.	1990-91	Moore, Zack	LHP	Dothan, Ala.	2018-Pr.
Leonard, Trey	OF	Cedar Rapids, Iowa	2022	Moran, Shane	RHP	Troy, Ala.	2001-03
Lewis, Fred	LHP	Hawthorne, Fla.	2009	Morelock, Steven	LHP	Abbeville, Ala.	2005-09
Lewis, Shane	OF	Vicksburg, Miss.	2023-24	Moring, Robert			1954
Lightsey, Zack	RHP	Childersburg, Ala.	2016-20	Morgan, Justin	RHP/1B	Montgomery, Ala.	2002-03
Lindsey, Ronnie			1962	Morrell, Al	OF	Clewiston, Fla.	1978-79
Lipman, Brian	3B	Moorpark, Cal.	2001-03	Morrison, Dale	P		1971
Lockridge, Brandon	2B	Pensacola, Fla.	2016-18	Mosley, Rigsby	OF/LHP	Maitland, Fla.	2018-22
Loew, Robby	RHP	Social Circle, Ga.	2009-10	Moss, Craig	OF	Grand Bay, Ala.	1991
Long, Reid	LHP/OF	Marianna, Fla.	2015-16	Motes, Marshall			1949 or 50
Long, Tim	RHP	Decatur, Ala.	1974-77	Motherway, Dave			1949 or 50
Lott, Mike	RHP	Troy, Ala.	1984	Murphy, Mark	OF	Palatka, Fla.	1978-79
Lowery, Joe	OF		1948	Murphy, Mike	LHP	Albany, Ga.	1980
Lowery, Steve	RHP	Birmingham, Ala.	1980-81	Myers, Billy			1949 or 50
Luke, Grant	OF	Birmingham, Ala.	2006	Myers, J.R.	3B	Prattville, Ala.	2009-10
Ludington, Justin	RHP	Orangevale, Cal.	1995	Myers, Kole	OF	Jennings, La.	2023-24
Lynch, Rex			1962				
Lyon, Luke	RHP	Hattiesburg, Miss.	2024				
M				N			
Mabray, Houston	RHP	Troy, Ala.	2016-17	Nelson, Jackie			1954
Machacek, Benny			1965	Nelson, Jesse	RHP	Phenix City, Ala.	2014-16
Madril, Bryan	2B	Cantonment, Fla.	2005-06	Newman, Lance	C	Brookhaven, Miss.	2001-02
Mahady, Mike	RHP	Brielle, NJ	1989	Newton, Max	LHP	Smiths Station, Ala.	2017-2021
Maier, Lenny	OF	Coconut Creek, Fla.	2002-04	Nicholas, Todd	LHP	Greenville, Ala.	2004
Mainor, Jesse	IF	Prattville, Ala.	2004	Nichols, Jeff	C	Moscow, Iowa	2000
Majors, John			1970-71	Niekro, John	RHP	Flowery Branch, Ga.	1990-92
Malinski, Pat	RHP	Dunedin, Fla.	1979-80	Nix, Barry			1974
Mangurian, Will	IF	Johns Creek, Ga.	2022	Nix, Ed	2B/OF	Foley, Ala.	1984-85
Manning, Noah	RHP	Minooka, Ill.	2023-24	Nixon, Jakob	2B/OF	Canton, Ga.	2012-14
Marriott, Bubba			1960	Norman, Gene	P/1B		1948-49 or 50
Martin, Danny	C	New Hope, Ala.	1972-75	North, Craig	1B	Brentwood, Tenn.	1985-86
Martin, Hamil	SS		1960-62	Nygaard, Chris	LHP	Coral Springs, Fla.	1991-92
Martin, Zach	3B	Phenix City, Ala.	2009				
Martorana, Jim	IF	Medford, Mass.	1992-93	O			
Martz, Blake	C	Huntsville, Ala.	2009-12	Oates, Marquez	RHP	Lynn Haven, Fla.	2020-22
Masonia, Nick	3B/2B	Killen, Ala.	2014-15	O'Grady, Mike	RHP	Mississauga, Ont.	1999
Masters, Stan	LHP	Auburndale, Fla.	1978-79	Olive, Mark	IF	Dothan, Ala.	1994-95
Mateo, Arnaldo	LHP	Newark, NJ	2000	Oliver, Mike	P		1977
Mathers, Jordan	LHP	Niceville, Fla.	2008-10	Olmsted, Thomas	RHP	Lake City, Fla.	2005
Maxwell, John	OF	Prattville, Ala.	1987-90	O'Quinn, Casey	2B	Simi Valley, Cal.	2001-04
Maynard, Justin	RHP	Silver Springs, Fla.	2000-01	O'Quinn, Mickey	RHP	Pensacola, Fla.	2000-01
Mays, Mike	OF	Montgomery, Ala.	1974-75	Orlandella, Brian	C	Medford, Mass.	1994-95
McCain, Shane	LHP	Ft. Pierce, Fla.	2010-14	Orsini, Ramon	3B	Bayamon, PR	2006-07
McCaleb, Wayne	SS		1964-65	Ortiz, Orlando	RHP	Miami, Fla.	2020-2021
McCall, Tom	3B	DeFuniak Springs, Fla.	1961-62	Osby, Daren	RHP	Decatur, Ga.	2017-18
McCarthy, John	RHP	Washington, D.C.	1991-92	Osmond, Michael	LHP	Powell, Ohio	2024
McCauley, Stan	3B	Marietta, Ga.	1978-79	Ostertag, Don	3B	Springfield, Ill.	1980
McDaniel, Kevin	SS	Palm Springs, Fla.	1980-81	Otwell, Daryl	1B	Hokes Bluff, Ala.	2008-09
McDorman, Josh	OF	Niceville, Fla.	2011-13				
McGhee, Tony	3B		1972	P			
McGinty, Thomas			1962	Padron, Michael	IF	Key Largo, Fla.	2000-01
McGowan, Jeremy	RHP	Esto, Fla.	2012-15	Palmer, Shaun	RHP	Elgin, Ill.	1993-95
McHenry, Garrett	LHP	Hodges, Ala.	2011-12	Parkins, Pete	C	Pensacola, Fla.	1977
McKelvey, Ashton	1B	Monticello, Fla.	2003	Parks, Lucas	RHP	Coxsackie, NY	2002
McKnight, Kenny	OF	Covington, Ga.	1984	Paulk, Larry	OF		1954-62
McMullen, Scott	RHP	Fair Oaks, Cal.	1987	Paulk, Mahlon			1954
McRae, Todd	C	Talladega, Ala.	2010-11	Payne, Jim			1962
McWhorter, Rod	C	Troy, Ala.	1989-90	Pelliccione, Larry	1B	Ft. Myers, Fla.	1979-80
Meilleur, Ron	RHP	Winnipeg, Ont.	1988-89	Peralta, Juan	C	Santo Domingo, DR	1991-93
Melton, Stoney	RHP	Florence, SC	1989-90	Petersen, Ryan	SS	Plantsville, Conn.	2001
Mercer, Hunter	IF	Hixson, Tenn.	2017-20	Peterson, Daniel	OF	Spanish Fort, Ala.	2008-11
Mercer, Matt	RHP/UTL	Richton, Miss.	2023-24	Pettys, Ryan	LHP	Panama City Beach, Fla.	2021-24
Meyer, Craig	RHP	Casselberry, Fla.	1988-90	Perez, Mike	RHP	Yauco, PR	1986
Miller, Bryan	OF	Incline Village Nev.	2007-08	Pettaway, Lew			1974
Miller, Drew	1B	Ozark, Ala.	2001-02	Pettus, Bart	SS/RHP	Demopolis, Ala.	2007-10
Miller, Lance	OF	Trussville, Ala.	2008	Phillips, Randy	RHP	Ft. Payne, Ala.	1993
Miller, Lou	RHP	Brooklyn, NY	1992	Phillips, Ron	OF	Atlanta, Ga.	1980
Miller, Wade	C	Ozark, Ala.	2001-04	Phillips, Wayne			1962
Mixon, Thad			1962	Pierce, Brett	2B	Troy, Ala.	2005-08
Mock, Kyle	OF	Orlando, Fla.	2020-24	Pierce, Cam	2B	Opp, Ala.	1997-98
Moffitt, Tommy	OF		1967-68	Pierce, Logan	1B/3B	Troy, Ala.	2011-13
				Pierce, Ron	RHP	West Palm Beach, Fla.	1976-78
				Pierini, Billy	RHP	Greenville, Miss.	1996-97

ALL-TIME LETTERWINNERS

Taylor, Scott	RHP	Marion, Ala.	1978
Teal, William	RHP	Troy, Ala.	2011-13
Tellis, Jerome	OF	DeFuniak Springs, Fla.	1981
Tewksbury, Adam	C	Okeechobee, Fla.	2014-15
Thigpen, Ward	RHP	Greenville, Ala.	1989-90
Thomas, Levi	RHP	Cullman, Ala.	2018-2021
Thompson, Ben	RHP	South Bend, Ind.	2023
Tidwell, Ben	LHP	Ozark, Ala.	2014-15
Tinkler, Jack	SS	Phenix City, Ala.	1977-80
Tolbert, Chip	RHP	Tampa, Fla.	1978-80
Torino, Damian	C	Sparr, Fla.	1992
Torres, Jose	SS	Bayamon, PR	1986-87
Trujillo, Jose	SS	Bayamon, PR	1990-91
Turley, Wallace			1949 or 50
Tyre, Trevor	3B	Marianna, Fla.	2007-09

U

Unger, Greg	C	Panama City, Fla.	1982-83
-------------	---	-------------------	---------

V

Valencia, Jorge	RHP	Tuscon, Ariz.	1989-90
Van Horn, Pete	RHP	Montgomery, Ala.	2005-07
Vardo, Jeff	OF/SS	Tampa, Fla.	1973-76
Vaughn, Tyler	SS/2B	Murphy, N.C.	2011-14
Voiland, Tom	RHP	Dunedin, Fla.	1986-87

W


Wade, Clint	OF	Dothan, Ala.	2003
Waites, Sherrod			1962
Walker, John	1B	Ardmore, Ala.	1984
Walker, Todd	OF	Anniston, Ala.	1998
Walton, Don	2B		1973
Walls, Colton	RHP/INF	Millbrook, Ala.	2024
Walls, Jason	RHP	Valley, Ala.	2009
Ward, Nick	RHP	Verdigris, Okla.	2010-11
Warren, Ron	LHP	Marietta, Ga.	1985-86
Waters, Terry	RHP	Selma, Ala.	1990-91
Watford, Buck	SS	Pensacola, Fla.	1984-85
Watson, Chad	OF	Mobile, Ala.	2009-10
Watson, Zach	RHP	Columbus, Ga.	2003
Watts, Peyton	INF	Oxford, Ala.	2024
Wax, Jakob	INF	Prairieville, La.	2024
Weidlich, Kevin	OF	Plano, Texas	2006-07
Weeks, Brad	1B	Geneva, Ala.	1993-94
Wheat, Tim	OF	Laurel, Miss.	1984-85
Wheeler, Tim	RHP	Killen, Ala.	2007-10
Whetsel, J.J.	RHP	Tallahassee, Fla.	2006-09
Whibbs, Donovan	IF	Gulf Breeze, Fla.	2019-23
Whitaker, David	1B	Waycross, Ga.	1989
Whitaker, Steven	OF	Alpharetta, Ga.	2016-17
Whitaker, Tom	OF	Camden, Ala.	2004
White, Brandon	LHP	Silverhill, Ala.	2004-05
Whitley, Chase	3B/RHP	Ranburne, Ala.	2010
Whitner, Mike	2B		1965-68
Wikstrom, Eric	RHP	Roseville, Minn.	2001-04
Wilder, Dalton	RHP	Salem, Ala.	2020-2021
Wilkinson, DJ	RHP	Monticello, Fla.	2020-2021
Williams, Charley	OF	Tupelo, Miss.	2008-09
Williams, Chip	OF	DeFuniak Springs, Fla.	1980
Williams, Curtis	RHP	Milton, Fla.	1974-75
Williams, Dirk	SS	Panama City, Fla.	1988-89
Williams, J.A.	C		1967
Williams, Mike	LHP	Greenville, Ala.	1975-76
Williams, Rex			1949 or 50
Williams, Sam			1949 or 50
Williamson, Casey	OF/1B	Dothan, Ala.	1998-99
Williford, Bobby			1954
Willis, Glen	1B	Mobile, Ala.	1985-88
Wilson, Gary	LHP	Clearwater, Fla.	1992-94
Winters, Mal	RHP	Pine Apple, Ala.	2001-04
Witcher, Bay	RHP	Loganville, Ga.	2019-22
Wolf, Bill	SS/2B	Naples, Fla.	1986-88
Wood, Ronnie	1B	West Palm Beach, Fla.	1978-79
Woods, Ben	OF	Ozark, Ala.	2006-07
Woolfolk, Nick	RHP	Richmond, Va.	2023

Wooten, Clayton	P		1961
Workman, Tyson	UTL	Tallahassee, Fla.	2011-12
Wray, James	LHP	Jacksonville, Fla.	1987-88
Wright, Cale	RHP	Wellington, Ala.	1999-00
Wright, Trey	RHP	Grady, Ala.	1998-99
Wrublesky, David	RHP	Monaca, Pa.	1988
Wuthrich, David	LHP	Clearwater, Fla.	1987-88

Y

Yamane, Taiga	RHP	Ishikawa, Japan	2023
Youmans, Bob	2B		1960-62
Youngblood, Dewayne	RHP	DeFuniak Springs, Fla.	1997-98

LEGENDARY COACH PROFILE: CHASE RIDDLE



Above: Riddle watches the final inning of Mike Perez's complete-game one-hitter over Columbus College in the 1986 NCAA Championship game.

Below: Riddle is carried off the field following Troy's 5-0 victory over Columbus College in the 1986 title game.

Left: Riddle's No. 25 was retired on April 13, 1991.

Between 1979 and 1990, while Chase Riddle roamed the dugouts and coaches boxes of Pace Field, the Troy State baseball program rose from regional obscurity to national powerhouse.

Riddle was the winningest coach in school history -- in any sport -- with 434 wins at the time. His overall record of 434-147-2, a .747 winning percentage, ranked him among the top 10 Division II coaches in winning percentage.

His legacy continues as the Trojans walk through the gates of Riddle-Pace Field each day. Riddle was also inducted into the Troy University Sports Hall of Fame as part of the inaugural class in 2012.




His teams won two national championships (and narrowly missed out on three others), six regional titles and captured five Gulf South Conference crowns. He was named Coach of the Year in 1986 and 1987 and nabbed Regional Coach of the Year awards in 1980, 1981, 1982, 1985, 1986 and 1987.

His teams won 71.2 percent of their conference games (92-37-1) and had an .809 winning percentage at TSU's Pace Field (253-59-1). His teams were 36-18 in NCAA post-season play, including an amazing 24-10 mark in regional play and a 12-8 record at the College World Series.

Three of Riddle's teams won more than 40 games and four more won at least 35 games. He produced 10 first-team All-Americans, 30 total All-America and 36 first-team All-Gulf South Conference performers.

CHASE RIDDLE'S RECORD YEAR-BY-YEAR

Year	Overall	Home	GSC	GSC Tourn.	GSC Finish	NCAA Regional	NCAA CWS	National Finish
1979	33-14	18-2	11-5	0-2	--	1-2	--	12th
1980	30-12	20-6	12-2	2-0	1st	4-1	1-2	4th
1981	37-10	21-4	12-0	4-1	1st	3-0	1-2	4th
1982	31-10	16-5	8-3	4-0	1st	--	--	13th
1983	23-10-1	14-3-1	5-3-1	--	--	1-2	--	7th
1984	39-16	23-8	8-2	2-2	--	4-1	2-2	3rd
1985	43-14	22-5	4-2	4-2	--	3-0	0-2	6th
1986	46-8	27-3	--	5-0	1st	3-0	4-0	1st
1987	38-10-1	24-3	8-5	3-0	1st	3-0	4-0	1st
1988	35-17	20-5	9-4	3-2	--	0-2	--	18th
1989	29-16	19-8	6-8	--	--	--	--	--
1990	50-10	29-7	9-3	2-2	2nd	2-2	--	--
Totals	434-149-2	253-59-1	92-37-1	29-11	--	24-10	12-8	--



Bobby Pierce closed out a 13-year stint at Troy University and coached his final season in 2015. He led the Trojans to a 30-25 record and a second place finish in the Sun Belt Conference.

On March 29 2015, Pierce became Troy's winningest coach with a 4-1 victory of Alabama A&M, that gave him 435. He went on to lead the Trojans to 15 more wins and his final record was 450-313 (a .590 win percentage).

Pierce led his teams to four NCAA regional appearances and four regular season conference championships. Three of his four conference championships were in the Sun Belt and one was in the Atlantic Sun. His teams averaged 35 wins a season.

The two-time Sun Belt Coach of the Year has coached four pitchers Pitchers of the Year, two Freshman of the Year and one Newcomer of the Year.

BOBBY PIERCE YEAR-BY-YEAR

TROY UNIVERSITY, 2003-2015

Year	Position	Record	Pct.	Highlights
2003	Head Coach	27-27	.500	
2004	Head Coach	36-22	.621	A-Sun Tournament Finals
2005	Head Coach	37-21	.640	A-Sun Champions
2006	Head Coach	47-16	.746	SBC Champs/Touney Champs/ NCAA Regional Runner-Up
2007	Head Coach	34-27	.557	NCAA Regional- Oxford, Miss.
2008	Head Coach	32-26	.552	
2009	Head Coach	33-23	.589	
2010	Head Coach	36-25	.590	SBC Tournament Finals
2011	Head Coach	43-19	.694	SBC Champs/NCAA Regional - Nashville, Tenn.
2012	Head Coach	28-30	.483	
2013	Head Coach	42-20	.677	SBC Champs/NCAA Regional Runner-Up - Tallahassee, Fla.
2014	Head Coach	25-32	.439	
2015	Head Coach	30-25	.545	
Totals (13 seasons)		450-313	.590	

The 2011 ACBA South Central Region Coach of the Year coached 15 All-Americans and 28 players who have signed professional contracts. He also coached six consecutive national award winners from 2004-2009.

Pierce, along with Riddle, is the only coach to have three 40-win seasons at Troy and the Marianna, Fla., native joined the Troy Baseball Hall of Fame in 2015.



**TOP 25 CROWDS
AT RIDDLE-PACE FIELD**

	Att.	Opponent	Date
1.	3,872	#22 Alabama	5/7/24
2.	3,649	South Alabama	5/19/18
3.	3,328	Alabama	4/4/17
4.	3,243	#22 Alabama	3/31/16
5.	3,212	Auburn	5/10/22
6.	3,210	Alabama	4/8/19
7.	3,189	#22 Auburn	5/15/18
8.	3,012	South Alabama	3/23/24
9.	2,936	Alabama	3/20/12
10.	2,931	#18 Louisiana	5/4/24
11.	2,892	UAB	5/17/22
12.	2,832	#18 Louisiana	5/3/24
13.	2,663	James Madison	5/18/24
14.	2,608	James Madison	5/18/24
15.	2,586	Auburn	3/31/10
16.	2,567	South Alabama	3/22/24
17.	2,567	Auburn	3/18/08
18.	2,523	Coastal Carolina	5/13/22
19.	2,499	#18 Louisiana	5/5/24
20.	2,493	Arkansas State	4/6/24
21.	2,456	App State	5/20/23
22.	2,413	Alabama	3/3/09
23.	2,396	South Alabama	3/24/24
24.	2,395	Auburn	4/25/07
25.	2,392	Harvard	2/23/24

**RIDDLE-PACE FIELD
YEAR-BY-YEAR (SINCE 1970)**

Year	W	L	T	Pct.	Year	W	L	T	Pct.
1970	6	6	0	.500	1999	20	3	0	.870
1971	7	6	0	.538	2000	14	21	0	.400
1972	7	16	0	.304	2001	17	10	0	.630
1973	10	7	0	.588	2002	19	11	0	.633
1974	15	6	0	.714	2003	14	12	0	.538
1975	10	7	0	.588	2004	13	8	0	.619
1976	13	8	0	.619	2005	21	5	0	.808
1977	10	3	0	.769	2006	22	3	0	.880
1978	17	3	0	.850	2007	19	10	0	.655
1979	18	2	0	.900	2008	17	8	0	.680
1980	20	6	0	.769	2009	18	13	0	.581
1981	21	4	0	.840	2010	21	11	0	.656
1982	16	5	0	.762	2011	30	5	0	.857
1983	14	3	1	.806	2012	17	11	0	.607
1984	23	8	0	.742	2013	28	5	0	.848
1985	22	5	0	.846	2014	16	14	0	.533
1986	27	3	0	.900	2015	22	12	0	.647
1987	24	3	0	.889	2016	18	11	0	.621
1988	20	5	0	.800	2017	18	10	0	.643
1989	19	8	0	.704	2018	23	8	0	.742
1990	29	7	0	.806	2019	17	14	0	.548
1991	22	4	0	.846	2020	8	1	0	.888
1992	14	5	0	.737	2021	19	9	0	.678
1993	25	4	0	.862	2022	19	10	0	.655
1994	23	6	0	.793	2023	24	8	0	.750
1995	14	8	0	.636	2024	19	9	0	.678
1996	23	3	0	.885	Total	997	405	1	.711
1997	15	12	0	.556					
1998	20	6	0	.769					