

TROY TROJANS



AT



GAME TWELVE

2025 SCHEDULE

Date	Opponent	Time/Result
Aug. 30	Nicholls (ESPN+)	W, 38-20
Sept. 6	at #8 Clemson (ACCN)	L, 16-27
Sept. 13	Memphis (ESPN+)	L, 7-28
Sept. 20	at Buffalo (ESPN+)	W, 21-17
Oct. 4	South Alabama (ESPN+)	W, 31-24 (OT)
Oct. 11	at Texas State (ESPN+)	W, 48-41 (OT)
Oct. 18	at ULM (ESPN+)	W, 37-14
Oct. 25	Louisiana (ESPN+)	W, 35-23
Nov. 1	Arkansas State (ESPNU)	L, 10-23
Nov. 13	at Old Dominion (ESPN)	L, 0-33
Nov. 22	Georgia State (ESPN+)	W, 31-19
Nov. 29	at Southern Miss (ESPN+)	2:30 p.m.

TROY BY THE NUMBERS

5 Rushing TDs by Tucker Kilcrease, a sixth would be the most by a Troy QB since Deon Anthony's eight (2012)

5.45 Penalties per game by the Trojans are the fewest in the Sun Belt

6 Games with a sack by Donnie Smith is tied for the seventh most in the country; he is tied for 12th nationally with a half TFL in eight different games

7 Victories in its last eight games, including all four this season, when rushing for 100-plus yards

8 Trojans have caught multiple touchdown passes in a game in multiple seasons in the program's DI era, including Ethan Conner after his two TDs against Georgia State (he's the first tight end to do so)

18 Defensive touchdowns scored by the Trojans since 2020, the fourth most in the country ... Troy's four this season are tied for the third most

20 Punts of 50-plus yards from Evan Crenshaw this season; Troy had one 50-yard punt last season ... Crenshaw was named a semifinalist for the Ray Guy Award

20 First downs is Troy's magic number; the Trojans are 5-0 this season and have won eight of their last nine games when hitting the 20 first down mark

65 Points scored off turnovers this season by the Trojans ... Troy has scored points as a result of 11-of-14 opponent turnovers

80 Victories by the Trojans since 2016 are the 20th most in the country and fifth most among G5 schools

TROY TROJANS

Record: 7-4, 5-2 Sun Belt
Head Coach: Gerard Parker
Record at Troy: 11-12 (2nd Season)
Career Record: 11-18 (2nd Full Season)

SOUTHERN MISS GOLDEN EAGLES

Record: 7-4, 5-2 Sun Belt
Head Coach: Charles Huff
Record at S. Miss: 7-4 (1st Season)
Career Record: 39-24 (5th Season)

GAME INFORMATION

Date: Nov. 29, 2025
Kickoff: 2:32 p.m.
Location: Hattiesburg, Miss.
Stadium: M.M. Roberts (36,000)
TV: ESPN+
Talent: Jason Baker (PxP)
Austin Davis (Analyst)
Radio: Troy Sports Radio Network
Talent: Barry McKnight (PxP)
Jerry Miller (Analyst)
Chris Blackshear (Sideline)

SERIES

Series (Overall): 6-8
Series in Troy: 2-2
Series in Hattiesburg: 4-4
Neutral Site: 0-2
Parker vs. USM: 1-0

TROY TROJANS FB
#BATTLEREADY

DID YOU KNOW?

- Ethan Conner and DJ Epps became the first Troy duo since Bryan Holmes and Eric Thomas against South Alabama on Oct. 5, 2013, to have multiple touchdown receptions in the same game. Conner and Epps had two TD receptions each against Georgia State

- Troy has held opponents to a 48.72 percent success rate scoring touchdowns in the red zone, the 17th-best mark in the country

- Goose Crowder (361 yards vs. Georgia State) and Tucker Kilcrease (415 at Texas State) became the first Troy quarterbacks to throw for more than 350 yards in a game in the same season in program history ... they are the first pair to throw for more than 300 yards in a game in the same season since Gunnar Watson and Taylor Powell did so in 2021

- Troy has won eight of its last 11 Sun Belt Conference games and 10 of its last 15 games overall

- Troy can clinch a spot in the Sun Belt Championship Game with at Southern Miss this weekend ... it would be Troy's third SBC Championship Game appearance in the last four years

- Troy is bowl eligible for the third time in the last four years and for the 13th time in the program's 25-year FBS history; it's the sixth time over the 10 seasons that Troy has become bowl eligible (2016, 17, 18, 22, 23, 25)

- Donnie Smith leads the Sun Belt with seven sacks ... it would be the second time in the last three seasons a Trojan has led the league in sacks (Javon Solomon, 2023, 16)

- Against Georgia State, Troy started its fifth different offensive line configuration of the season after Tyler Cappi started at center, Paul Bowling slid out to left guard and Eli Russ to left tackle

- Troy has forced a three-and-out on 30.2 percent of its opponent's possessions (38-of-126)

- Troy has four players with at least three touchdown receptions -- Ethan Conner, DJ Epps, Tray Taylor, RaRa Thomas -- it's tied for the most players with 3-or-more since the 2019 squad had six different players

TALE OF THE TAPE

Offense	TROY	USM
Points	274	340
Average	24.9	30.9
First Downs/Game	17.5	21.9
Total Offense	3479	4541
Average	316.3	412.8
Net Rushing	1178	1549
Average	107.1	140.8
Net Passing	2301	2992
Average	209.2	272.0
Pass Attempts	330	371
Complete	195	245
Interceptions	9	9
Fumbles/Lost	14/5	8/4
Sacks Allowed/Yds.	47/292	16/111
3rd Down	70/169 (41%)	63/155 (41%)
FG/Att.	10/14	10/15
Avg. TOP	29:46	27:40
Penalties	60-582	79-629
Average	52.9	57.2

Defense	TROY	USM
Points	269	301
Average	24.5	27.4
First Downs/Game	19.0	22.6
Total Defense	4229	4403
Average	384.5	400.3
Net Rushing	1953	1986
Average	177.5	180.5
Net Passing	2276	2417
Average	206.9	219.7
Pass Attempts	308	354
Complete	191	225
Interceptions	8	20
Fumble/Rec.	10/6	9/5
3rd Down	63/159 (40%)	72/164 (44%)
Sacks/Yds.	26/151	24/154

SUN BELT STANDINGS

	SBC	OVERALL	STK
EAST			
James Madison	7-0	10-1	W9
Old Dominion	5-2	8-3	W4
Coastal Carolina	5-2	6-5	L2
Georgia Southern	3-4	5-6	L1
Marshall	3-4	5-6	L1
Appalachian State	2-5	5-6	W1
Georgia State	0-7	1-10	L8

	5-2	7-4	W1
WEST			
Troy	5-2	7-4	L2
Southern Miss	5-2	7-4	L2
Louisiana	4-3	5-6	W3
Arkansas State	4-3	5-6	L2
South Alabama	3-4	4-7	W2
Texas State	2-5	5-6	W2
ULM	1-6	3-8	L7

WHO TO CONTACT

Adam Prendergast, Executive Associate AD/Communications, Branding & Creative Content - Primary Contact
334-670-3832 (o) | 334-372-5555 (c) | adamp@trojans.edu | @AdamP_Troy

Robert Stevens - Secondary Contact
315-807-8109 (c) | restevens@trojans.edu

TROY PRACTICE POLICIES

All of Troy's practices are closed to the public. Limited media access is available and media must contact the Troy Athletics Communications Office by 10 a.m. the day of practice if they wish to attend. The Troy Athletics Communications Office will do its best to provide B-Roll to media outlets weekly.

What's Open: Still and video photography is allowed during non-team and 7-on-7 periods; the use of any live streaming is NOT allowed during practice. Any injuries sustained during the open portion of practice are asked to not be reported on until confirmed by the Troy medical staff.

Thursday's walk-thru and Friday's run-thru on home weeks are completely closed to the public and to the media.

TROY FOOTBALL INTERVIEW OPPORTUNITIES

Sun Belt Conference Weekly Coaches Zoom -- Monday 11:26 a.m.

This is the best opportunity for out-of-town media to ask questions about the upcoming week and any player feature stories. Troy is scheduled to be on the call at 11:26 a.m. every Monday morning -- please note that the conference sometimes runs early and late, so it is advised that media members be on the Zoom at least five minutes early. For more information about the Sun Belt Weekly Coaches Zoom contact Sam Knehans at sam@sunbeltsports.org.

Troy Weekly Press Conference -- Monday 11:35 a.m.

Players and coaches are available each Monday during the season at a weekly press conference. For the 2024 season, this press conference will be held virtually via Zoom at 11:35 a.m. **PLAYER & COACH REQUESTS MUST BE MADE BY 5 P.M. ON SUNDAY.**

Audio and video of Troy's portion of the press conference will be posted to TroyTrojans.com Tuesday afternoon. Video of the press conference will also be available for download; contact Adam Prendergast for details.

Post Practice in Person

Players and coaches will be available after practice via appointment only; please contact the Troy Communications Office to schedule.

By Phone Via Appointment

Players and coaches will have limited availability to do phone interviews early in the week, however it is advised that all out-of-town media participate in the Sun Belt Teleconference as we **CANNOT** guarantee phone availability. Contact the Troy Athletics Communications Office to schedule an interview.

TROY PHOTO & VIDEO DOWNLOAD

Troy football photos & selected video produced by the Troy Athletic Media Relations department is available for download. Video can be accessed via TroyTrojans.com/FootballVideo, while audio can be downloaded via TroyTrojans.com/fbphotos.

CREDENTIALS

All credential requests for Troy home games must be completed online at TroyTrojans.com/Credentials.

ON THE WEB

TroyTrojans.com

The official online home of Troy Athletics, TroyTrojans.com, is the number one stop on the web for all the up to date information you need on the Trojan football team.

Schedules, results, rosters, bios, stats, general releases, game notes, depth chart and the 2025 Troy Football Media Guide can all be found at TroyTrojans.com

sunbeltsports.org

The official online home of the Sun Belt Conference, sunbeltsports.org, has updated league standings, results, schedules and notes.

collegepressbox.com

collegepressbox.com is the official media Web site for Sun Belt football. Access and download weekly game notes, quotes, stats, media guides and more for the conference and each of its 14 member schools. Login information will be distributed to accredited media or you can apply for a password by sending an e-mail to password@collegepressbox.com. The following conferences are represented on collegepressbox.com -- ACC, American, Big Ten, Big 12, C-USA, MAC, Mountain West, SEC, Sun Belt and two independents (UConn & Notre Dame). The site also has logos and information for all of the NCAA bowl games and postseason awards.

southernmiss.com

This week's opponent's athletic website.

Facebook.com/TroyTrojansFB
Twitter.com/TroyTrojansFB
Instagram/troytrojansfootball

TROY GAME WEEK SCHEDULE

Troy's Practices are Closed to the Public and Open to the Media Unless Otherwise Noted

SUNDAY	MONDAY	TUESDAY	WEDNESDAY	THURSDAY	FRIDAY	SATURDAY
Off Day	Sun Belt Zoom 11:26 a.m. Press Conference Zoom 11:35 a.m. Practice 2:50-5:20 p.m. No Interviews Trojan Talk 6-7 p.m. Baumhower's	Practice 2:50-5:20 p.m. Interviews After	Practice 2:50-5:20 p.m. No Interviews	Practice 9-11 a.m. No Interviews	Travel Day No Interviews	Troy at Southern Miss 2:30 p.m.

OFFENSE

QB	9	Goose Crowder	6-2	215	R-Jr.	Gardendale, Ala.
	10	Tucker Kilcrease	6-1	205	Jr.	Brantley, Ala.
	15	Ui Ale	6-0	210	Jr.	Carson, Calif.
RB	22	Tae Meadows	5-10	200	Jr.	Roanoke, Ala.
	1	Jordan Lovett	5-10	197	So.	Statesboro, Ga.
	4	Jarris Williams	5-10	210	Sr.	Mobile, Ala.
WR-X	0	Roman Mothershed	6-4	208	So.	Montgomery, Ala.
	7	RaRa Thomas	6-2	208	Sr.	Eufaula, Ala.
WR-H	2	Peyton Higgins	5-10	181	Sr.	Florence, Ala.
-OR-	8	Tray Taylor	5-6	140	Sr.	Shreveport, La.
WR-Z	18	DJ Epps	6-1	185	Jr.	Seale, Ala.
	13	Ky McNulty	6-4	205	R-Fr.	Bay Minette, Ala.
-OR-	82	Jackson Thomas	6-3	195	So.	Montgomery, Ala.
TE	14	Ethan Conner	6-4	245	R-Sr.	Columbus, Miss.
	89	Trae Swartz	6-5	255	Sr.	Ottumwa, Iowa
LT	66	Eli Russ	6-4	300	Sr.	Ardmore, Okla.
	71	Kyler Gibson	6-5	310	Jr.	Munford, Ala.
LG	55	Paul Bowling	6-4	315	Fr.	Marietta, Ga.
	72	Patrick Screws Jr.	6-5	325	So.	Eufaula, Ala.
C	65	Tyler Cappi	6-3	300	Jr.	Priceville, Ala.
	73	Tyler Bell	6-2	305	So.	Memphis, Tenn.
RG	67	Matt Henry	6-4	360	Sr.	Auckland, New Zealand
	72	Patrick Screws Jr.	6-5	325	So.	Eufaula, Ala.
RT	74	Tra'jon Townsend	6-6	303	So.	Los Angeles, Calif.
	54	Caleb Ash	6-6	300	R-Fr.	Atlanta, Ga.

SPECIAL TEAMS

K	40	Scott Taylor Renfroe	6-1	200	Sr.	Troy, Ala.
	32	Paddy McAteer	6-3	207	Jr.	Mullaghbawn, Ireland
KOS	32	Paddy McAteer	6-3	207	Jr.	Mullaghbawn, Ireland
	40	Scott Taylor Renfroe	6-1	200	Sr.	Troy, Ala.
P	28	Evan Crenshaw	6-4	192	R-Jr.	Ponte Vedra Beach, Fla.
	49	Austin Lewis	5-11	165	Fr.	Helena, Ala.
LS	87	Colton Walls	6-3	238	So.	Millbrook, Ala.
	24	Kinnick Manley	6-2	230	Jr.	Firestone, Colo.
H	28	Evan Crenshaw	6-4	192	R-Jr.	Ponte Vedra Beach, Fla.
	2	Peyton Higgins	5-10	180	Sr.	Florence, Ala.
KR	18	DJ Epps	6-1	185	Jr.	Seale, Ala.
	2	Peyton Higgins	5-10	180	Sr.	Florence, Ala.
	22	Tae Meadows	5-10	200	Jr.	Roanoke, Ala.
PR	2	Peyton Higgins	5-10	180	Sr.	Florence, Ala.
-OR-	8	Tray Taylor	5-6	140	Sr.	Shreveport, La.

DEFENSE

DE	11	Elijah Davis	6-3	264	Sr.	Wagener, S.C.
	19	DJ Jackson Jr.	6-4	262	Jr.	Atlanta, Ga.
DT	15	Taleeq Robbins	6-1	285	Sr.	Philadelphia, Pa.
	98	Jamel Fils-Aime	6-3	345	Sr.	Enterprise, Ala.
	69	Jermaine Paramore	6-2	290	R-Fr.	Saraland, Ala.
NT	1	Luis Medina	6-1	305	Sr.	Summerville, Ga.
-OR-	99	Julian Peterson	6-3	305	Sr.	Pinson, Ala.
	93	Kam Curry	6-2	305	Jr.	Midland, Texas
BAN	0	Jah-Mal Williams	6-4	240	Sr.	Carver Ranches, Fla.
-OR-	22	Donnie Smith	6-4	220	Jr.	Greenville, Miss.
WLB	7	Jordan Stringer	6-2	225	Sr.	Augusta, Ga.
	4	TJ Thompson	6-0	222	R-Jr.	Bolton, Miss.
MLB	2	Steven Cattledge	6-3	236	Sr.	Columbus, Miss.
	44	Luke Hodge	6-1	225	Jr.	Oneonta, Ala.
	20	Keyshawn Campbell	6-0	212	So.	Vero Beach, Fla.
SPEAR	3	Devin Lafayette	6-2	210	Sr.	Brunswick, Ga.
	21	Jordan Perry	6-2	214	Jr.	Jefferson, Ga.
CB	5	Kaleno Levine	5-11	177	Sr.	Fort Worth, Texas
	10	Jabari Strait	6-2	184	Jr.	McCalla, Ala.
CB	8	Jaquez White	6-1	190	Jr.	Blackshear, Ga.
	31	Shemar Welch	6-1	164	R-Fr.	Mobile, Ala.
SS	14	David Daniel-Sisavanh	6-2	190	Sr.	Woodstock, Ga.
	24	Rondell Carter	6-1	185	So.	Charlotte, N.C.
FS	6	Justin Powe	6-0	204	Jr.	Mobile, Ala.
	29	Joe Lott	6-3	190	R-Fr.	Mobile, Ala.

PROJECTED STARTERS LISTED IN BOLD

No.	Name	Pronunciation	No.	Name	Pronunciation
HC	Gerard Parker	He went to JARED	41	Makel Green	muh-KELL
AC	Re'quan Boyette	RAY-kwan	45	Jordan Ferrell	fair-Ull
AC	Kevin Reihner	REE-NER	52	Vysen Lang	VIE-sin
1	Jordan Lovett	LOVE-it	53	Jabril McNeill	juh-BRILL
1	Luis Medina	Louis muh-DEEN-uh	56	Jatorian Blackmon	juh-TOR-ee-un
3	Devin Lafayette	LAFF-ee-ett	58	Elijah Prather	PRAY-ther
4	Jarris Williams	JAR-us	61	Sharvon Pierre	SHAR-von
5	Mojo Dortch	Rhymes with PORCH	70	Casey Fua'au	foo-QW-ah
5	Kaleno Levine	kuh-LEAN-o luh-VEEN	74	Tra'jon Townsend	TRAY-zhan
6	Justin Powe	POE	75	Zerian Hudson	ZAIR-ee-in
7	Kristian Tate	CHRIS-tin	77	Garner Langlo	LANG-low
10	Jabari Strait	juh-BAR-ee	81	Jah'Marren Jackson	juh-MARE-E-un
11	RaRa Thomas	RAH-RAH	85	Fabian Rogosch	ROE-gosh
12	Jywon Boyd	JYE-wan	98	Jamel Fils-Aime	FILLS-uh-MEE
14	David Daniel-Sisavanh	sis-uh-VAUGHN			
15	Ui Ale	OO-ee AH-lay			
15	Taleeq Robbins	tuh-LEEK			
16	Trashun Griffin	TRAY-shawn			
16	Daivon Nelson	DAY-vee-ON			
20	Dakarai Shanks	duh-CAR-ee			
31	Shemar Welch	shuh-MAR			
32	Paddy McAteer	MAC-uh-TEER			
36	Jon Bocchino	bo-KEEN-oh			
40	Scott Taylor Renfroe				

Scott Taylor is full first name

GAME TWELVE | NUMERICAL ROSTER

No.	Name	Pos.	Ht.	Wt.	Yr.	Exp.	Hometown / Last School	No.	Name	Pos.
0	Roman Mothershed	WR	6-4	208	So.	1L	Montgomery, Ala. / Pike Road HS	15	Ui Ale	QB
0	Jah-Mal Williams	BAN	6-4	240	Sr.	1L	Carver Ranches, Fla. / Cincinnati	34	JT Alvis	S
1	Jordan Lovett	RB	5-10	197	So.	2L	Statesboro, Ga. / Statesboro HS	54	Caleb Ash	OL
1	Luis Medina	DT	6-1	305	Sr.	5L	Summerville, Ga. / Chattooga HS	46	Gavyn Baker	LB
2	Steven Cattledge	LB	6-3	236	Sr.	2L	Columbus, Miss. / East Mississippi CC	42	Chad Barham	TE
2	Peyton Higgins	WR	5-10	180	Sr.	4L	Florence, Ala. / Mars Hill Bible School	73	Tyler Bell	OL
3	Trey Cooley	RB	5-10	208	R-Sr.	TR	Raleigh, N.C. / Georgia Tech	26	DeWhitt Betterson Jr.	RB
3	Devin Lafayette	SPR	6-2	210	Sr.	1L	Brunswick, Ga. / Northern Illinois	56	Jatorian Blackmon	OL
4	TJ Thompson	LB	6-0	222	R-Jr.	2L	Bolton, Miss. / East Central CC	36	Jon Bocchino	S
4	Jarris Williams	RB	5-10	210	Sr.	3L	Mobile, Ala. / Blount HS	63	Gavin Bowlin	OL
5	Mojo Dortch	WR	6-0	172	Jr.	1L	Lucedale, Miss. / California	55	Paul Bowling	OL
5	Kaleno Levine	CB	5-11	188	Sr.	TR	Ft. Worth, Texas / Missouri State	12	Jywon Boyd	WR
6	Jack James	QB	6-0	210	Fr.	HS	Paducah, Ky. / Paducah Tilghman HS	23	KC Bradford	S
6	Justin Powe	S	6-0	204	Jr.	2L	Mobile, Ala. / Davidson HS	20	Keyshawn Campbell	LB
7	Jordan Stringer	LB	6-2	225	Sr.	3L	Augusta, Ga. / Laney HS	65	Tyler Cappi	OL
7	Kristian Tate *	WR	6-2	175	So.	TR	Seat Pleasant, Md. / Delaware State	24	Rondell Carter	S
7	RaRa Thomas	WR	6-2	208	Sr.	TR	Eufaula, Ala. / Georgia	2	Steven Cattledge	LB
8	Tray Taylor	WR	5-6	140	Sr.	TR	Shreveport, La. / Coastal Carolina	14	Ethan Conner	TE
8	Jaquez White	CB	6-1	190	Jr.	TR	Blackshear, Ga. / Washburn	3	Trey Cooley	RB
9	Goose Crowder	QB	6-2	215	R-Jr.	2L	Gardendale, Ala. / West Virginia	28	Evan Crenshaw	P
10	Tucker Kilcrease	QB	6-1	205	Jr.	1L	Brantley, Ala. / Brantley HS	33	LaMar Croskey	CB
10	Jabari Strait	CB	6-2	184	Jr.	1L	McCalla, Ala. / NE Oklahoma A&M	9	Goose Crowder	QB
11	Elijah Davis	DE	6-3	264	Sr.	TR	Wagener, S.C. / South Carolina	93	Kam Curry	DT
12	Jywon Boyd	WR	6-0	185	R-Fr.	RS	Troy, Ala. / Charles Henderson HS	14	David Daniel-Sisavanh	S
12	Trent Henry	CB	5-11	194	Sr.	1L	Miami, Fla. / Grambling State	11	Elijah Davis	DE
13	Ky McNulty	WR	6-4	205	R-Fr.	RS	Bay Minette, Ala. / Baldwin County HS	5	Mojo Dortch	WR
14	Ethan Conner	TE	6-4	245	R-Sr.	2L	Columbus, Miss. / East Mississippi CC	30	Keion Dunlap	LB
14	David Daniel-Sisavanh	S	6-2	190	Sr.	TR	Woodstock, Ga. / Georgia	51	Malik Ellis	OL
15	Ui Ale	QB	6-0	210	Jr.	TR	Carson, Calif. / Houston	18	DJ Epps	WR
15	Taleeq Robbins	DE	6-1	285	Sr.	TR	Philadelphia, Pa. / Houston	45	Jordan Ferrell	BAN
16	Trashun Griffin	DE	6-4	275	R-Fr.	RS	Centreville, Ala. / Bibb County HS	98	Jamel Fils-Aime	DT
16	Daivon Nelson	SPR	6-3	204	R-Jr.	RS	South Phoenix, Ariz. / Hutchinson CC	70	Casey Fua'au	DT
17	Marlin Odom	CB	6-2	188	R-Fr.	RS	Lucedale, Miss. / George County HS	21	AG Garrett	CB
18	DJ Epps	WR	6-1	185	Jr.	2L	Seale, Ala. / Russell County HS	71	Kyler Gibson	OL
19	DJ Jackson	DE	6-4	262	Jr.	TR	Fayetteville, Ga. / Coffeyville CC	78	Billy Gilmore	OL
19	Jaden Tynes	K	6-3	178	Fr.	HS	Kansas City, Mo. / Rockhurst HS	41	Makel Green	BAN
20	Keyshawn Campbell	LB	6-0	212	So.	2L	Vero Beach, Fla. / Vero Beach HS	16	Trashun Griffin	DE
20	Dakarai Shanks	RB	5-10	220	Fr.	HS	Hoover, Ala. / Spain Park HS	84	Marquis Harris	TE
21	Jordan Perry	SPR	6-2	214	Jr.	1L	Jefferson, Ga. / Kansas State	12	Trent Henry	CB
21	Amare Garrett	CB	5-11	184	R-Fr.	TR	St. Petersburg, Fla. / Toledo	67	Matt Henry	OL
21	AC Walters	RB	5-10	207	Fr.	HS	Montgomery, Ala. / Alabama Christian	2	Peyton Higgins	WR
22	Tae Meadows	RB	5-10	200	Jr.	2L	Roanoke, Ala. / Handley HS	44	Luke Hodge	LB
22	Donnie Smith	BAN	6-4	220	Jr.	TR	Greenville, Miss. / East Central CC	75	Zerian Hudson	OL
23	KC Bradford	S	5-11	192	Jr.	2L	Troy, Ala. / Pike Liberal Arts School	19	DJ Jackson	DE
24	Rondell Carter	S	6-1	185	So.	1L	Charlotte, N.C. / Julius Chambers HS	81	Jah-Marren Jackson	WR
24	Kinnick Manley	LS	6-2	230	Jr.	TR	Frestone, Colo. / FIU	6	Jack James	QB
25	Dennis Palmer	RB	5-10	196	So.	TR	Jensen Beach, Fla. / Bethune-Cookman	95	ShuMond Johnson	DE
26	DeWhitt Betterson Jr.	RB	6-0	210	Jr.	SQ	Ocala, Fla. / Vanguard HS	10	Tucker Kilcrease	QB
27	OJ Vaughan Jr.	S	5-9	190	R-Fr.	RS	Brooklyn, N.Y. / Wakulla (Fla.) HS	3	Devin Lafayette	SPR
28	Evan Crenshaw	P	6-4	192	R-Jr.	1L	Ponte Vedra, Fla. / Coastal Carolina	52	Vysen Lang	OL
28	AZ Williams	BAN	5-11	203	Sr.	SQ	Millbrook, Ala. / Stanhope Elmore HS	77	Garner Langlo	OL
29	Joe Lott	S	6-3	190	R-Fr.	1L	Mobile, Ala. / UMS-Wright Prep	5	Kaleno Levine	CB
30	Keion Dunlap	LB	6-1	230	R-Fr.	RS	Enterprise, Ala. / Enterprise HS	49	Austin Lewis	P
31	Shemar Welch	CB	6-1	164	R-Fr.	1L	Mobile, Ala. / McGill-Toolen HS	29	Joe Lott	S
32	Paddy McAteer	K	6-3	207	Jr.	1L	Mullaghbawn, Ireland / St. Mary's (Belfast)	1	Jordan Lovett	RB
33	LaMar Croskey	CB	5-8	179	R-So.	RS	Pinson, Ala. / Clay-Chalkville HS	24	Kinnick Manley	LS
34	JT Alvis	S	6-1	215	Fr.	HS	Helena, Ala. / Helena HS	96	Dylan Mann	DT
36	Jon Bocchino	S	6-0	195	Fr.	HS	Niceville, Fla. / Niceville HS	32	Paddy McAteer	K
37	Jalen Peterson	CB	6-0	188	Fr.	HS	Pinson, Ala. / Pinson Valley HS	53	Jabril McNeill	DE
38	Antonious Steele	S	6-1	199	Fr.	HS	Centreville, Ala. / Bibb County HS	13	Ky McNulty	WR
40	Scott Taylor Renfroe	K	6-1	200	Sr.	3L	Troy, Ala. / Pike Liberal Arts School	22	Tae Meadows	RB
40	JaQueraius Thomas	CB	5-11	173	R-Jr.	RS	Montgomery, Ala. / Shorter University	1	Luis Medina	DT
41	Makel Green	BAN	6-2	258	Fr.	HS	Phenix City, Ala. / Central HS	57	Noah Mercer	OL
42	Chad Barham	TE	6-4	255	R-Fr.	RS	Henderson, Tenn. / Chester County HS	0	Roman Mothershed	WR
43	Kam Weaver	LB	6-3	210	R-Fr.	RS	Andalusia, Ala. / Andalusia HS	16	Daivon Nelson	SPR
44	Luke Hodge	LB	6-1	224	Jr.	2L	Oneonta, Ala. / Oneonta HS	17	Marlin Odom	CB
45	Jordan Ferrell	BAN	6-4	255	So.	TR	Lawrenceville, Ga. / Central Ga. Tech College	25	Dennis Palmer	RB
46	Gavyn Baker	LB	6-1	230	R-Fr.	RS	Moody, Ala. / Moody HS	69	Jermaine Paramore	DT
49	Austin Lewis	P	5-11	165	Fr.	HS	Helena, Ala. / Helena HS	21	Jordan Perry	SPR

NUMERICAL ROSTER | GAME TWELVE

No.	Name	Pos.	Ht.	Wt.	Yr.	Exp.	Hometown/Last School	No.	Name	Pos.
50	RJ Shamberger	DT	6-4	305	Fr.	HS	Monroeville, Ala. / Excel HS	37	Jalen Peterson	CB
51	Malik Ellis	OL	6-5	295	R-So.	TR	Laurel, Miss. / Mississippi State	99	Julian Peterson	DT
52	Vysen Lang	OL	6-4	350	So.	TR	Pike Road, Ala. / Tennessee	61	Sharvon Pierre	OL
53	Jabril McNeill	DE	6-4	222	Sr.	1L	Raleigh, N.C. / Louisburg CC	6	Justin Powe	S
54	Caleb Ash	OL	6-6	300	R-Fr.	RS	Atlanta, Ga. / Langston Hughes HS	58	Elijah Prather	OL
55	Paul Bowling	OL	6-4	315	Fr.	HS	Marietta, Ga. / McEachern HS	15	Taleeq Robbins	DE
56	Jatorian Blackmon	OL	6-5	340	Fr.	HS	LaGrange, Ga. / Troup County HS	85	Fabian Rogosch	TE
57	Noah Mercer	OL	6-3	305	So.	SQ	Marianna, Fla. / Marianna HS	66	Eli Russ	OL
58	Elijah Prather	OL	6-4	305	So.	1L	LaVergne, Tenn. / LaVergne HS	72	Patrick Screws	OL
61	Sharvon Pierre	OL	6-3	280	Fr.	HS	Waycross, Ga. / Ware County HS	50	RJ Shamberger	DT
63	Gavin Bowlin	OL	6-6	320	Fr.	HS	Leeds, Ala. / Leeds HS	20	Dakarai Shanks	RB
64	Ricky Timbers	OL	6-1	304	R-Fr.	RS	Midland City, Ala. / Dale County HS	22	Donnie Smith	BAN
65	Tyler Cappi	OL	6-3	300	Jr.	1L	Priceville, Ala. / Priceville HS	38	Antonious Steele	S
66	Eli Russ	OL	6-4	300	Sr.	2L	Ardmore, Okla. / Oklahoma State	10	Jabari Strait	CB
67	Matt Henry	OL	6-4	360	Sr.	1L	Auckland, New Zealand / NM Military Institute	7	Jordan Stringer	LB
69	Jermaine Paramore	DT	6-2	290	R-Fr.	RS	Saraland, Ala. / Saraland HS	89	Trae Swartz	TE
70	Casey Fua'au	DT	6-5	315	Sr.	1L	Clarksville, Tenn. / Allan Hancock College	80	JT Tang	TE
71	Kyler Gibson	OL	6-5	310	Jr.	2L	Munford, Ala. / Munford HS	7	Kristian Tate	WR
72	Patrick Screws	OL	6-5	325	So.	TR	Eufaula, Ala. / Georgia Tech	8	Tray Taylor	WR
73	Tyler Bell	OL	6-2	305	So.	SQ	Memphis, Tenn. / Lausanne Collegiate HS	40	Scott Taylor Renfroe	K
74	Tra'jon Townsend	OL	6-6	303	So.	TR	Los Angeles, Calif. / Trinity Valley CC	7	RaRa Thomas	WR
75	Zerian Hudson	OL	6-3	315	Sr.	1L	Brookhaven, Miss. / Mississippi Gulf Coast CC	40	JaQueraius Thomas	CB
77	Garner Langlo	OL	6-7	300	Sr.	TR	Hartford, Ala. / App State	82	Jackson Thomas	WR
78	Billy Gilmore	OL	6-3	325	So.	SQ	Irvington, Ala. / Alma Bryant HS	4	TJ Thompson	LB
80	JT Tang	TE	6-5	260	Jr.	TR	Melbourne, Australia / Laney College	64	Ricky Timbers	OL
81	Jah-Marren Jackson	WR	6-5	195	Fr.	HS	McKenzie, Ala. / McKenzie HS	74	Tra'jon Townsend	OL
82	Jackson Thomas	WR	6-3	195	So.	SQ	Millbrook, Ala. / Stanhope Elmore HS	19	Jaden Tynes	K
84	Marquis Harris	TE	6-5	265	Jr.	TR	Shreveport, La. / Grambling State	27	OJ Vaughan	Jr.
85	Fabian Rogosch	TE	6-5	252	Jr.	2L	Hamburg, Germany / Hamburg	87	Colton Walls	LS
87	Colton Walls	LS	6-3	238	So.	1L	Millbrook, Ala. / Stanhope Elmore HS	21	AC Walters	RB
88	Jackson Worley	TE	6-4	244	So.	1L	West Palm Beach, Fla. / The King's Academy	43	Kam Weaver	LB
89	Trae Swartz	TE	6-5	255	Sr.	1L	Ottumwa, Iowa / Iowa Western CC	31	Shemar Welch	CB
93	Kam Curry	DT	6-2	305	Jr.	1L	Midland, Texas / Tyler JC	8	Jaquez White	CB
95	ShuMond Johnson	DE	6-2	285	R-Fr.	RS	Fairburn, Ga. / Creekside HS	0	Jah-Mal Williams	BAN
96	Dylan Mann	DT	6-1	300	R-Fr.	1L	Kennesaw, Ga. / North Cobb HS	4	Jarris Williams	RB
98	Jamel Fils-Aime	DT	6-3	345	Sr.	1L	Enterprise, Ala. / Coffeyville CC	28	AZ Williams	BAN
99	Julian Peterson	DT	6-3	305	Sr.	3L	Pinson, Ala. / Pinson Valley HS	88	Jackson Worley	TE

* Will Miss 2025 Season Due to Injury

PRONUNCIATION GUIDE

No.	Name	Pronunciation	No.	Name	Pronunciation
HC	Gerad Parker	He went to JARED	20	Dakarai Shanks	duh-CAR-ee
AC	Re'quan Boyette	RAY-kwan	31	Shemar Welch	shuh-MAR
AC	Kevin Reihner	REE-NER	32	Paddy McAteer	MAC-uh-TEER
1	Jordan Lovett	LOVE-it	36	Jon Bocchino	bo-KEEN-oh
1	Luis Medina	Louis_muh-DEEN-uh	40	Scott Taylor Renfroe	Scott Taylor is full first name
3	Devin Lafayette	LAFF-ee-ett	41	Makel Green	muh-KELL
4	Jarris Williams	JAR-us	45	Jordan Ferrell	fair-ULL
5	Mojo Dortch	Rhymes with PORCH	52	Vysen Lang	VIE-sin
5	Kaleno Levine	kuh-LEAN-o luh-VEEN	53	Jabril McNeill	juh-BRILL
6	Justin Powe	POE	56	Jatorian Blackmon	juh-TOR-ee-un
7	Kristian Tate	CHRIS-tin	58	Elijah Prather	PRAY-ther
10	Jabari Strait	juh-BAR-ee	61	Sharvon Pierre	SHAR-von
11	RaRa Thomas	RAH-RAH	70	Casey Fua'au	foo-OW-ah
12	Jywon Boyd	JYE-wan	74	Tra'jon Townsend	TRAY-zhan
14	David Daniel-Sisavanh	sis-uh-VAUGHN	75	Zerian Hudson	ZAIR-ee-in
15	Ui Ale	OO-ee AH-lay	77	Garner Langlo	LANG-low
15	Taleeq Robbins	tuh-LEEK	81	Jah'Marren Jackson	juh-MARE-E-un
16	Daivon Nelson	DAY-vee-ON	85	Fabian Rogosch	ROF-gosh
16	Trashun Griffin	TRAY-shawn	98	Jamel Fils-Aime	FILLS-uh-MEE

GAME TWELVE | ROSTER BREAKDOWN

QUARTERBACKS

No.	Name	Pos.	Ht.	Wt.	Yr.	Exp.	Hometown / Last School
6	Jack James	QB	6-0	210	Fr.	HS	Paducah, Ky. / Paducah Tilghman HS
9	Goose Crowder	QB	6-2	215	R-Jr.	2L	Gardendale, Ala. / West Virginia
10	Tucker Kilcrease	QB	6-1	205	Jr.	1L	Brantley, Ala. / Brantley HS
15	Ui Ale	QB	6-0	210	Jr.	TR	Carson, Calif. / Houston

RUNNING BACKS

1	Jordan Lovett	RB	5-10	197	So.	2L	Statesboro, Ga. / Statesboro HS
3	Trey Cooley	RB	5-10	208	R-Sr.	TR	Raleigh, N.C. / Georgia Tech
4	Jarris Williams	RB	5-10	210	Sr.	3L	Mobile, Ala. / Blount HS
20	Dakarai Shanks	RB	5-10	220	Fr.	HS	Hoover, Ala. / Spain Park HS
21	AC Walters	RB	5-10	207	Fr.	HS	Montgomery, Ala. / Alabama Christian
22	Tae Meadows	RB	5-10	200	Jr.	2L	Roanoke, Ala. / Handley HS
25	Dennis Palmer	RB	5-10	196	So.	TR	Jensen Beach, Fla. / Bethune-Cookman
26	DeWhitt Betterson Jr.	RB	6-0	210	Jr.	SQ	Ocala, Fla. / Vanguard HS

WIDE RECEIVERS

0	Roman Mothershed	WR	6-4	208	So.	1L	Montgomery, Ala. / Pike Road HS
2	Peyton Higgins	WR	5-10	180	Sr.	4L	Florence, Ala. / Mars Hill Bible School
5	Mojo Dortch	WR	6-0	172	Jr.	1L	Lucedale, Miss. / California
7	Kristian Tate *	WR	6-2	175	So.	TR	Seat Pleasant, Md. / Delaware State
7	RaRa Thomas	WR	6-2	208	Sr.	TR	Eufaula, Ala. / Georgia
8	Tray Taylor	WR	5-6	140	Sr.	TR	Shreveport, La. / Coastal Carolina
12	Jywon Boyd	WR	6-0	185	R-Fr.	RS	Troy, Ala. / Charles Henderson HS
13	Ky McNulty	WR	6-4	205	R-Fr.	RS	Bay Minette, Ala. / Baldwin County HS
18	DJ Epps	WR	6-1	185	Jr.	2L	Seale, Ala. / Russell County HS
81	Jah-Marren Jackson	WR	6-5	195	Fr.	HS	McKenzie, Ala. / McKenzie HS
82	Jackson Thomas	WR	6-3	195	So.	SQ	Millbrook, Ala. / Stanhope Elmore HS

TIGHT ENDS

14	Ethan Conner	TE	6-4	245	R-Sr.	2L	Columbus, Miss. / East Mississippi CC
42	Chad Barham	TE	6-4	255	R-Fr.	RS	Henderson, Tenn. / Chester County HS
84	Marquis Harris	TE	6-5	265	Jr.	TR	Shreveport, La. / Grambling State
85	Fabian Rogosch	TE	6-5	252	Jr.	2L	Hamburg, Germany / Hamburg
86	JT Tang	TE	6-5	260	Jr.	TR	Melbourne, Australia / Laney College
88	Jackson Worley	TE	6-4	244	So.	1L	West Palm Beach, Fla. / The King's Academy
89	Trae Swartz	TE	6-5	255	Sr.	1L	Ottumwa, Iowa / Iowa Western CC

OFFENSIVE LINE

51	Malik Ellis	OL	6-5	295	R-So.	TR	Laurel, Miss. / Mississippi State
52	Vysen Lang	OL	6-4	350	So.	TR	Pike Road, Ala. / Tennessee
54	Caleb Ash	OL	6-6	300	R-Fr.	RS	Atlanta, Ga. / Langston Hughes HS
55	Paul Bowling	OL	6-4	315	Fr.	HS	Marietta, Ga. / McEachern HS
56	Jatorian Blackmon	OL	6-5	340	Fr.	HS	LaGrange, Ga. / Troup County HS
57	Noah Mercer	OL	6-3	305	So.	SQ	Marianna, Fla. / Marianna HS
58	Elijah Prather	OL	6-4	305	So.	1L	LaVergne, Tenn. / LaVergne HS
61	Sharvon Pierre	OL	6-3	280	Fr.	HS	Waycross, Ga. / Ware County HS
63	Gavin Bowlin	OL	6-6	320	Fr.	HS	Leeds, Ala. / Leeds HS
64	Ricky Timbers	OL	6-1	304	R-Fr.	RS	Midland City, Ala. / Dale County HS
65	Tyler Cappi	OL	6-3	300	Jr.	1L	Priceville, Ala. / Priceville HS
66	Eli Russ	OL	6-4	300	Sr.	2L	Ardmore, Okla. / Oklahoma State
67	Matt Henry	OL	6-4	360	Sr.	1L	Auckland, New Zealand / NM Military Institute
71	Kyler Gibson	OL	6-5	310	Jr.	2L	Munford, Ala. / Munford HS
72	Patrick Screws	OL	6-5	325	So.	TR	Eufaula, Ala. / Georgia Tech
73	Tyler Bell	OL	6-2	305	So.	SQ	Memphis, Tenn. / Lausanne Collegiate HS
74	Tra'jon Townsend	OL	6-6	303	So.	TR	Los Angeles, Calif. / Trinity Valley CC
75	Zerian Hudson	OL	6-3	315	Sr.	1L	Brookhaven, Miss. / Mississippi Gulf Coast CC
77	Garner Langlo	OL	6-7	300	Sr.	TR	Hartford, Ala. / App State
78	Billy Gilmore	OL	6-3	325	So.	SQ	Irvington, Ala. / Alma Bryant HS

SPECIALISTS

19	Jaden Tynes	K	6-3	178	Fr.	HS	Kansas City, Mo. / Rockhurst HS
24	Kinnick Manley	LS	6-2	230	Jr.	TR	Firestone, Colo. / FIU
28	Evan Crenshaw	P	6-4	192	R-Jr.	1L	Ponte Vedra, Fla. / Coastal Carolina
32	Paddy McAteer	K	6-3	207	Jr.	1L	Mullaghbawn, Ireland / St. Mary's (Belfast)
40	Scott Taylor Renfroe	K	6-1	200	Sr.	3L	Troy, Ala. / Pike Liberal Arts School
49	Austin Lewis	P	5-11	165	Fr.	HS	Helena, Ala. / Helena HS
87	Colton Walls	LS	6-3	238	So.	1L	Millbrook, Ala. / Stanhope Elmore HS

TROY COACHING STAFF

GAME LOCATION



GERAD PARKER
HEAD COACH

SIDELINE

OFFENSE




RE'QUAN BOYETTE
RUNNING BACKS

SIDELINE



GARY BANKS
WIDE RECEIVERS

SIDELINE




CALEB CARBINE
OFFENSIVE LINE

SIDELINE



SEAN REAGAN
OFFENSIVE
COORDINATOR
/ QB

SIDELINE



KEVIN REIHNER
TIGHT ENDS /
TACKLES

PRESS BOX

DEFENSIVE LINE

1	Luis Medina	DT	6-1	305	Sr.	5L	Summerville, Ga. / Chattooga HS
11	Elijah Davis	DE	6-3	264	Sr.	TR	Wagener, S.C. / South Carolina
15	Taleeq Robbins	DE	6-1	285	Sr.	TR	Philadelphia, Pa. / Houston
16	Trashun Griffin	DE	6-4	275	R-Fr.	RS	Centreville, Ala. / Bibb County HS
19	DJ Jackson	DE	6-4	262	Jr.	TR	Fayetteville, Ga. / Coffeyville CC
50	RJ Shamberger	DT	6-4	305	Fr.	HS	Monroeville, Ala. / Excel HS
53	Jabril McNeill	DE	6-4	222	Sr.	1L	Raleigh, N.C. / Louisburg CC
69	Jermaine Paramore	DT	6-2	290	R-Fr.	RS	Saraland, Ala. / Saraland HS
70	Casey Fua'au	DT	6-5	315	Sr.	1L	Clarksville, Tenn. / Allan Hancock College
93	Kam Curry	DT	6-2	305	Jr.	1L	Midland, Texas / Tyler JC
95	ShuMond Johnson	DE	6-2	285	R-Fr.	RS	Fairburn, Ga. / Creekside HS
96	Dylan Mann	DT	6-1	300	R-Fr.	1L	Kennesaw, Ga. / North Cobb HS
98	Jamel Fils-Aime	DT	6-3	345	Sr.	1L	Enterprise, Ala. / Coffeyville CC
99	Julian Peterson	DT	6-3	305	Sr.	3L	Pinson, Ala. / Pinson Valley HS

LINEBACKERS

2	Steven Cattlege	LB	6-3	236	Sr.	2L	Columbus, Miss. / East Mississippi CC
4	TJ Thompson	LB	6-0	222	R-Jr.	2L	Bolton, Miss. / East Central CC
7	Jordan Stringer	LB	6-2	225	Sr.	3L	Augusta, Ga. / Laney HS
20	Keyshawn Campbell	LB	6-0	212	So.	2L	Vero Beach, Fla. / Vero Beach HS
43	Kam Weaver	LB	6-3	210	R-Fr.	RS	Andalusia, Ala. / Andalusia HS
44	Luke Hodge	LB	6-1	224	Jr.	2L	Oneonta, Ala. / Oneonta HS
46	Gavyn Baker	LB	6-1	230	R-Fr.	RS	Moody, Ala. / Moody HS

CORNERBACKS

5	Kaleno Levine	CB	5-11	188	Sr.	TR	Ft. Worth, Texas / Missouri State
8	Jaquez White	CB	6-1	190	Jr.	TR	Blackshear, Ga. / Washburn
10	Jabari Strait	CB	6-2	184	Jr.	1L	McCalla, Ala. / NE Oklahoma A&M
12	Trent Henry	CB	5-11	194	Sr.	1L	Miami, Fla. / Grambling State
17	Marlin Odum	CB	6-2	188	R-Fr.	RS	Lucedale, Miss. / George County HS
21	Amare Garrett	CB	5-11	184	R-Fr.	TR	St. Petersburg, Fla. / Toledo
31	Shemar Welch	CB	6-1	164	R-Fr.	1L	Mobile, Ala. / McGill-Toolen HS
33	LaMar Croskey	CB	5-8	179	R-So.	RS	Pinson, Ala. / Clay-Chalkville HS
37	Jalen Peterson	CB	6-0	188	Fr.	HS	Pinson, Ala. / Pinson Valley HS
40	JaQueraius Thomas	CB	5-11	173	R-Jr.	RS	Montgomery, Ala. / Shorter University

SAFETIES

6	Justin Powe	S	6-0	204	Jr.	2L	Mobile, Ala. / Davidson HS
14	David Daniel-Sisavanh	S	6-2	190	Sr.	TR	Woodstock, Ga. / Georgia
23	KC Bradford	S	5-11	192	Jr.	2L	Troy, Ala. / Pike Liberal Arts School
24	Rondell Carter	S	6-1	185	So.	1L	Charlotte, N.C. / Julius Chambers HS
27	OJ Vaughan Jr.	S	5-9	190	R-Fr.	RS	Brooklyn, N.Y. / Wakulla (Fla.) HS
29	Joe Lott	S	6-3	190	R-Fr.	1L	Mobile, Ala. / UMS-Wright Prep
30	Keion Dunlap	S	6-1	230	R-Fr.	RS	Enterprise, Ala. / Enterprise HS
34	JT Alvis	S	6-1	215	Fr.	HS	Helena, Ala. / Helena HS
36	Jon Bocchino	S	6-0	195	Fr.	HS	Niceville, Fla. / Niceville HS
38	Antonious Steele	S	6-1	199	Fr.	HS	Centreville, Ala. / Bibb County HS

BANDITS / SPEARS

0	Jah-Mal Williams	BAN	6-4	240	Sr.	1L	Carver Ranches, Fla. / Cincinnati
3	Devin Lafayette	SPR	6-2	210	Sr.	1L	Brunswick, Ga. / Northern Illinois
16	Daivon Nelson	SPR	6-3	204	R-Jr.	RS	South Phoenix, Ariz. / Hutchinson CC
21	Jordan Perry	SPR	6-2	214	Jr.	1L	Jefferson, Ga. / Kansas State
22	Donnie Smith	BAN	6-4	220	Jr.	TR	Greenville, Miss. / East Central CC
28	AZ Williams	BAN	5-11	203	Sr.	SQ	Millbrook, Ala. / Stanhope Elmore HS
41	Makel Green	BAN	6-2	258	Fr.	HS	Phenix City, Ala. / Central HS
45	Jordan Ferrell	BAN	6-4	255	So.	TR	Lawrenceville, Ga. / Central Ga. Tech College


* Will Miss 2025 Season Due to Injury

DEFENSE




CHRIS BOONE
OLB

SIDELINE




NATHAN BURTON
ILB

SIDELINE



JUSTIN MANNING
DEFENSIVE LINE

SIDELINE



BRANDON COOPER
CORNERBACKS


PRESS BOX



DONTAE WRIGHT
DEFENSIVE
COORDINATOR /
SAFETIES

PRESS BOX

SPECIAL TEAMS



TYLER HANCOCK
ANALYST

SIDELINE



GERAD PARKER

HEAD COACH (11 - 18)

Gerad Parker returns for his second season as Troy's head coach in 2025 following a run as one of the nation's top offensive coordinators, including the 2023 season at Notre Dame.

In his first season at Troy, the Trojans produced the first 1,000-yard rushing and receiving duo in more than a decade and just the third in program history as Damien Taylor rushed for 1,010 yards and Devonte Ross recorded 1,043 receiving yards; Troy's first since 2012.

Parker guided Troy to one of the best months of November in the country, as the Trojans won three of their final four games of the season and ranked as the nation's 19th-best offense and 25th-best defense that month.

His first season saw him inherit one of the most inexperienced teams in the country and then the loss of his starting quarterback after just 11 quarters of play. Troy's 12 players in their final year of eligibility were the fewest in the country, while Troy's 46 scholarship newcomers ranked as the third most nationally.

Ross finished the regular season fifth nationally with 11 touchdown catches and 15th in receiving yards. Additionally, Troy was one of the most efficient teams in the country, ranking second in the red zone and fifth on third downs.

Ten Trojans landed on All-Sun Belt Teams, highlighted by Ross' inclusion thrice, as a first team receiver and all-purpose selection and as the return specialist on the second team. Eight of Troy's 10 All-SBC picks had remaining eligibility.

The Trojans landed the Sun Belt's top recruiting class in Dec. 2024, signing 15 players with an 83.54 average per industry leader On3.

Parker led a Notre Dame offense in 2023 that ranked eighth nationally, averaging 39.1 points per game, in addition to ranking 12th in passing efficiency and 29th in total offense. Audric Estime was one of the nation's elite running backs, ranking third in rushing touchdowns (18), eighth in rushing yards per game (111.8) and ninth in rushing yards (1,341).

Behind Parker's offense, the Fighting Irish posted a 9-3 record against one of the nation's most challenging schedules, including four straight games against ranked opponents. Offensive tackle Joe Alt was a consensus All-America selection, while Estime was named to the Associated Press All-America Team.

Notre Dame's offense increased production across the board in Parker's lone season calling the plays in South Bend. The Irish improved their scoring by more than a touchdown per game, in addition to seeing increases in yards per game, passing yards per game, yards per play and red zone scoring.

In his first season at Notre Dame, Parker coached the Irish tight ends and helped guide Michael Mayer to a consensus All-America season, as Mayer finished his career as the most prolific pass catching tight ends in

school history. Mayer led the Irish with 67 catches for 809 yards and nine touchdowns in 2022, finishing his time at Notre Dame first on the program charts for tight end catches (180), receiving yards (2,099) and touchdowns (18).

Parker joined the Notre Dame staff following two seasons with former Troy head coach Neal Brown at West Virginia, where he was the offensive coordinator and receivers coach.

In his final season with the Mountaineers, WVU knocked off Texas and No. 15 Virginia Tech en route to an appearance in the Guaranteed Rate Bowl. In 2020, despite having to deal with the COVID-19 pandemic, West Virginia had one of the most improved offenses in the nation in terms of total yards, showing gains of more than 60 yards rushing per game, almost 30 yards passing a game, more than 90 yards of total offense and almost seven more points a game.

The offensive line had a productive year, with Leddie Brown rushing for 1,010 yards and nine touchdowns and Jarret Doege throwing for more than 2,500 yards and 14 touchdowns.

As Penn State's receivers coach and passing game coordinator in 2019, the Nittany Lions' offense averaged 35.8 points per game, ranking 15th nationally. Additionally, Penn State ranked 21st in red zone offense (90.4) and averaged 13.3 yards per completion, ranking No. 33 nationally.

Parker spent two years on the football staff at Duke (2017-18). During the 2018 season, his wide receivers accounted for 2,252 receiving yards of the Blue Devils' 3,199 total offensive yards (70.4%).

He served his first year as the football operations assistant working with the offense in 2017. The Blue Devils offense had three All-ACC selections and, for the first time in program history, had three players with 500 or more rushing yards and a quarterback throw for more than 2,500 yards. Parker spent the spring as the running backs coach at Cincinnati before heading to Duke.

Prior to that, Parker spent four seasons at Purdue, where he coached the tight ends (2013-14) and wide receivers (2015-16). He was the recruiting coordinator and served as the interim head coach for the final six weeks of the 2016 season.

Parker spent two years as the wide receivers coach at Marshall (2011-12). The Thundering Herd led the nation in passing offense, averaging 365.1 yards per game. Receiver Tommy Shuler led the country and set the school record for receptions (110), ranking 18th nationally in yards per game (94.8).

Parker spent three seasons at UT-Martin as the running backs coach (2008), wide receivers coach (2009-10) and the passing game coordinator and recruiting coordinator (2010). He started his coaching career at Raceland High School in Raceland, Kentucky, and spent the 2007 season as a graduate assistant coach at Kentucky.

PERSONAL

Birthday: January 4, 1981
Age: 44
Hometown: Louisa, Kentucky
Education: Kentucky, '03 (BS - Business Management)
 Kentucky, '05 (MS - Education)
Wife: Kandi
Children: Kolbi, Gwyneth, Rosalyn, Oliver

YEAR-BY-YEAR

2025	Troy (Head Coach)	7-4
2024	Troy (Head Coach)	4-8
2023	Notre Dame (Offensive Coordinator / TE)	10-3
2022	Notre Dame (Tight Ends)	9-4
2021	West Virginia (Offensive Coordinator / WR)	6-7
2020	West Virginia (Offensive Coordinator / WR)	6-4
2019	Penn State (Wide Receivers)	11-2
2018	Duke (Wide Receivers)	8-5
2017	Duke (Offensive Analyst)	7-6
2016	Purdue (Interim HC / Wide Receivers)	3-9*
2015	Purdue (Wide Receivers)	2-10
2014	Purdue (Tight Ends)	3-9
2013	Purdue (Tight Ends)	1-11
2012	Marshall (Wide Receivers)	5-7
2011	Marshall (Wide Receivers)	7-6
2010	UT-Martin (Wide Receivers)	6-5
2009	UT-Martin (Wide Receivers)	5-6
2008	UT-Martin (Running Backs)	8-4
2007	Kentucky (Graduate Assistant)	8-5
2006	Raceland-Worthington HS (WR/DB)	11-2
2005	Raceland-Worthington HS (WR/DB)	7-4

* 0-6 as Purdue's interim HC in 2016

BOWL HISTORY

Year	Bowl	Opponent	Result
2023	Sun	Oregon State	W, 40-8
2022	Gator	South Carolina	W, 45-38
2021	Guaranteed Rate	Minnesota	L, 6-18
2020	Liberty	Army	W, 24-21
2019	Cotton	Memphis	W, 53-39
2018	Independence	Temple	W, 56-27
2017	Quick Lane	Northern Illinois	W, 35-14
2011	Beef O'Brady's	FIU	W, 20-10
2007	Music City	Florida State	W, 35-28

PARKER BY THE NUMBERS (TROY)

Category	Record
Overall Record	11-12
Home	7-6
Away	4-7
Neutral.....	0-0
Day (Start Prior to 6 p.m)	6-5
Night (Start after 6 p.m.)	5-7
vs. Coaches Ranked	0-1
vs. Coaches Top 10	0-1
vs. FBS.....	9-12
vs. FCS.....	2-0
vs. Teams from Alabama	1-1
vs. Sun Belt	8-7
vs. SWAC.....	1-0
vs. Big Ten	0-1
vs. Mid-American.....	1-0
vs. Mountain West.....	0-1
vs. American.....	0-2
vs. ACC.....	0-1
More Than Seven Days to Prepare	4-3
Less Than Seven Days to Prepare	0-1
Outrushing Opponent	6-2
Outrushed by Opponent	5-10
Rushing for 200 Yards	5-1
Rushing for 300 Yards	1-0
Opponent Less Than 100 Yards Rushing	5-2
Outpassing Opponent	5-4
Outpassed by Opponent	6-8
Passing for 300-399 Yards.....	1-1
Passing for 400-499 Yards.....	1-0
Passing for 500+ Yards.....	0-0
Allowing 1-199 Yards Passing	5-7
Allowing 200-299 Yards Passing	5-3
Allowing 300+ Yards Passing	1-2
400-499 Total Offense	6-1
500-599 Total Offense	2-0
600+ Total Offense.....	0-0
More Total Offense than Opponent	7-1
Same Total Offense as Opponent	0-0
Less Total Offense than Opponent	4-11
Allowing 399 or Less Total Offense.....	9-6
Allowing 400-499 Total Offense	0-4
Allowing 500+ Total Offense	2-2
Committing Fewer Turnovers	5-2
Committing More Turnovers	3-7
Turnovers are even.....	3-3
Less than 30:00 of Time of Possession	4-5
More than 30:00 of Time of Possession	7-7
Scoring First	5-3
Opponent Scores First	6-9
Leading After the 1st Quarter	3-3
Trailing After the 1st Quarter	3-6
Tied After the 1st Quarter	5-3
Leading at Halftime	7-4
Trailing at Halftime	4-8
Tied at Halftime.....	0-0
Leading After the 3rd Quarter	7-0
Trailing After the 3rd Quarter	4-10
Tied After the 3rd Quarter	0-1
Scoring 0-10 Points	0-5
Scoring 11-20 Points	0-3
Scoring 21-30 Points	2-2
Scoring 31-40 Points	7-2
Scoring 41-plus Points	2-0
Opponent Scores 0-10 Points	0-0
Opponent Scores 11-20 Points	7-1
Opponent Scores 21-30 Points	3-5
Opponent Scores 31-40 Points	0-5
Opponent Scores 41-plus Points	1-1
Decided by 3 or fewer points	0-2
Decided by 4-7 points	3-1
Decided by 8-10 points.....	1-0
Decided by 11-19 points.....	4-4
Decided by 20-Plus points	3-5
Individual 100-yard Rusher.....	6-3
Opponent 100-yard Rusher	2-7
Individual 100-yard Receiver	3-3
Opponent 100-yard Receiver	3-4
Individual 300-yard Passer	1-1
Individual 400-yard Passer	1-0

TEAM NOTES

DEFENDING VETERANS MEMORIAL STADIUM

• Troy has defended its home turf as well as anybody in the state of Alabama and the Sun Belt Conference.

Alabama FBS Schools Since 2007:

1. Alabama	121-10 (.924)
2. Auburn	96-40 (.706)
3. Troy	74-33 (.692)
4. UAB	57-37 (.606)
5. South Alabama.....	45-40 (.529)

Sun Belt Since 2007:

1. James Madison	21-3 (.875)
2. Appalachian State	58-13 (.817)
3. Georgia Southern	48-20 (.706)
4. Arkansas State.....	76-32 (.704)
Marshall	81-34 (.704)
6. Troy	74-33 (.692)
7. Louisiana	71-37 (.657)
8. Coastal Carolina	34-18 (.653)
9. Old Dominion	36-28 (.563)
10. ULM.....	54-46 (.540)
11. South Alabama.....	45-40 (.529)
12. Southern Miss.....	58-53 (.523)
13. Texas State	38-45 (.458)
14. Georgia State	28-48 (.368)

* Totals are from FBS seasons only

TROY'S SUSTAINED SUN BELT SUCCESS

• Troy joined the Sun Belt in 2004.

By Sun Belt Wins (Since 2004)

Records reflect games vacated by NCAA

1. Troy	106-62
2. Louisiana	93-62
3. Arkansas State.....	92-69
4. ULM.....	69-99
5. Appalachian State	68-27
6. Georgia Southern.....	53-43
7. South Alabama.....	45-65
8. Middle Tennessee %	39-29
Coastal Carolina	39-32
10. Georgia State	34-67
11. Texas State	31-72
12. Florida Atlantic %	26-34
13. James Madison	24-7
14. North Texas %	23-44
FIU %	23-37
16. Marshall	18-13
17. Western Kentucky %	17-22
18. Old Dominion.....	16-15
Idaho %	15-24
20. New Mexico State &	14-25
21. Southern Miss.....	11-20
22. Utah State %	2-5

By Sun Belt Winning Percentage (Since 2004)

Records reflect games vacated by NCAA

1. James Madison774
2. Appalachian State716
3. Troy631
4. Louisiana600
5. Marshall581
6. Middle Tennessee %573
7. Arkansas State.....	.571
8. Georgia Southern.....	.552
9. Coastal Carolina549
10. Old Dominion.....	.516
11. Western Kentucky %436
12. Florida Atlantic %433
13. ULM.....	.411
14. South Alabama.....	.409
15. Idaho %385
16. FIU %383

17. New Mexico State %359
18. Southern Miss355
19. North Texas %343
20. Georgia State336
21. Texas State301
22. Utah State %286

By Sun Belt Wins (Overall 2001-present)

Records reflect games vacated by NCAA

1. Troy (2004-pr.)	106-62
2. Louisiana (2001-pr.)	103-73
3. Arkansas State (2001-pr.).....	102-81
4. ULM (2001-pr.).....	74-113
5. Appalachian State (2014-pr.).....	68-27
6. Georgia Southern (2014-pr.).....	53-43
7. Middle Tennessee % (2001-12).....	50-37
8. South Alabama (2012-pr.).....	45-65
9. North Texas % (2001-12).....	41-45
10. Coastal Carolina (2017-pr.).....	39-32
11. Georgia State (2013-pr.).....	34-67
12. Texas State (2013-pr.).....	31-72
13. Florida Atlantic % (2005-12).....	26-34
14. New Mexico State % (2001-04, 14-17).....	25-33
15. James Madison (2022-pr.).....	24-7
16. FIU % (2005-12).....	23-37
17. Western Kentucky % (2009-13).....	21-23
18. Idaho % (2001-04, 14-17).....	20-38
19. Marshall (2022-pr.).....	18-13
20. Old Dominion (2022-pr.)	16-15
21. Southern Miss (2022-pr.)	11-19
22. Utah State % (2003-04).....	5-9

By Winning Percentage (Overall)

Records reflect games vacated by NCAA

1. James Madison774
2. Appalachian State716
3. Troy631
4. Louisiana585
5. Marshall581
6. Middle Tennessee %575
7. Arkansas State.....	.557
8. Georgia Southern.....	.552
9. Coastal Carolina549
10. Old Dominion.....	.516
11. North Texas %477
Western Kentucky %477
13. Florida Atlantic %433
14. New Mexico State %431
15. South Alabama.....	.409
16. ULM.....	.396
17. FIU %383
18. Utah State %357
19. Southern Miss.....	.355
20. Idaho %345
21. Georgia State336
22. Texas State301

% Former Members

ON THE ROAD IN THE BELT

• Since the 2006 season the Trojans have been among the best in the league on the road in Sun Belt Conference games.

1. James Madison.....	11-4 (.733)
2. Louisiana.....	52-26 (.667)
3. Appalachian State.....	29-18 (.617)
4. Troy	47-30 (.610)
5. Arkansas State	36-37 (.493)
6. Georgia Southern	21-24 (.467)
7. Coastal Carolina	14-17 (.451)
8. Marshall.....	7-9 (.438)
Old Dominion	7-9 (.438)
10. Southern Miss.....	6-10 (.375)
11. Georgia State.....	17-32 (.347)
12. ULM.....	25-53 (.321)
13. South Alabama	16-37 (.302)
14. Texas State	12-37 (.245)

NCAA RANKINGS (134 TEAMS RANKED)

Offense	TROY	USM
Rushing.....	123.....	85.....
Passing.....	87.....	24.....
Total.....	117.....	46.....
Scoring.....	85.....	46.....
Sacks Allowed.....	134.....	34.....
Third Down Pct.....	56.....	65.....
Fourth Down Pct.....	78.....	86.....

Defense	TROY	USM
Rush	109.....	114.....
Pass Efficiency.....	71.....	31.....
Total.....	78.....	99.....
Scoring	66.....	85.....
Sacks.....	35.....	53.....
Tackles for Loss.....	32.....	57.....
Third Down Pct.....	75.....	116.....
Fourth Down Pct.....	28.....	95.....

Returns	TROY	USM
Punt	102.....	23.....
Kickoff.....	100.....	40.....
Punt Coverage.....	38.....	24.....
Kickoff Coverage.....	28.....	117.....

Miscellaneous	TROY	USM
Net Punting.....	5.....	107.....
Turnover Margin.....	67.....	5.....
Turnovers Gained	59.....	2.....
Time of Possession	75.....	124.....

Rushing	Rank	Stat
TROY.....		
USM..... Jeffery Pittman.....	75.....	65.4.....

Passing Efficiency	Rank	Stat
TROY..... Tucker Kilcrease.....	74.....	132.7.....
USM..... Braylon Braxton.....	26.....	153.4.....

Passing Yards	Rank	Stat
TROY..... Tucker Kilcrease.....	96.....	157.1.....
USM..... Braylon Braxton.....	16.....	258.7.....

Total Offense	Rank	Stat
TROY.....		
USM..... Braylon Braxton.....	25.....	278.4.....

Receptions	Rank	Stat
TROY.....		
USM..... Elijah Metcalf.....	99.....	4.18.....

Receiving Yards	Rank	Stat
TROY.....		
USM.....		

Punting	Rank	Stat
TROY..... Evan Crenshaw.....	7.....	47.0.....
USM.....		

Punt Returns	Rank	Stat
TROY..... Peyton Higgins.....	39.....	6.4.....
USM.....		

Kickoff Returns	Rank	Stat
TROY..... DJ Epps.....	33.....	20.4.....
USM.....		

Scoring	Rank	Stat
TROY.....		
USM.....		

Sacks	Rank	Stat
TROY..... Donnie Smith.....	24.....	0.64.....
USM..... J'Mond Tapp.....	37.....	0.59.....

Tackles	Rank	Stat
TROY..... Jordan Stringer.....	25.....	8.8.....
USM..... Chris Jones.....	5.....	10.7.....

Tackles for Loss	Rank	Stat
TROY.....		
USM.....		

Total Interceptions	Rank	Stat
TROY..... Joe Lott / Jaquez White.....	89.....	2.....
USM..... Josh Moten.....	2.....	5.....

THE SERIES

- Southern Miss leads the all-time series by an 8-6 margin over Troy.
- Troy has closed the gap, winning four straight and five of the last six after Southern Miss won seven straight games in the series from 1936-2008.
- Troy has won its last three trips to Hattiesburg (2016, 2021, 2023) ... in fact, the Trojans' last loss in Hattiesburg came in 1940. All four of Troy's loss at Southern Miss came from 1936-1940.
- Troy has outscored Southern Miss 135-56 during its current four-game winning streak.

UNIFORM COMBOS

2025 COMBOS

	HELMET	JERSEY	PANTS
Nicholls	Black	Cardinal	Cardinal
Clemson	Cardinal	White	Cardinal
Memphis	White	Cardinal	White
Buffalo	Cardinal	White	White
South Alabama	White	Black	White
Texas State	Black	White	Black
ULM	White	White	Black
Louisiana	Black	Black	Black
Arkansas State	Cardinal	Cardinal	White
Old Dominion	Cardinal	White	Black
Georgia State	White	Cardinal	White

Record When (Since 2022):

- Helmet** - Cardinal (10-7), Black (10-5), Silver (9-1), White (6-3)
- Jersey** - Cardinal (12-5), White (12-10), Black (6-2), Smoke (1-0), Cardinal (A) (3-0)
- Pants** - Black (11-3), White (14-8), Cardinal (8-6), Smoke (1-0)

ROSTER STABILITY

- Troy's roster stability from Gerad Parker's first season to his season is night and day.
- Troy's 2024 spring practice saw its No. 3s take just 95 snaps due to depth issues; that number rose to 327 snaps for the No. 3s in Spring 2025.

Fewest Players in Final Year of Eligibility

- Troy led the country with just 12 players in their final year of eligibility last season.
- Troy has 27 players in their final year of eligibility this season.

Fewest Players in Final Year of Eligibility Who Began Career at Current School

- Troy led the country with players in their final year of eligibility last season who began their career at Troy with zero.
- Six of Troy's 27 players in their final year of eligibility this season began their careers at Troy.

Most Scholarship Newcomers

- Troy ranked third in the country last year with 46 scholarship newcomers.
- Troy has 36 scholarship newcomers this season.

Most Transfers

- Troy ranked eighth nationally last season with 31 transfers.
- Troy has 23 transfers this season.

Fewest Returning Players

- Troy ranked ninth nationally in 2024 with 60 returning players.
- Troy has 67 returning players in 2025.

Fewest Scholarship Returning Players

- Troy's 38 returning scholarship players in 2024 were the third-fewest in the country.
- Troy has 54 returning scholarship players for the 2025 season.

Most Newcomers

- Troy ranked sixth nationally in 2024 with 61 newcomers.
- Troy has 40 newcomers in 2025.

TROY BY THE NUMBERS (2022-25)

Category	Record
Overall Record	33-17
Home	19-6
Away	13-10
Neutral.....	1-1
Day (Start Prior to 6 p.m.)	20-9
Night (Start after 6 p.m.)	13-8
vs. Coaches Ranked	1-3
vs. Coaches Top 10	0-1
vs. FBS.....	29-17
vs. FCS.....	4-0
vs. Teams from Alabama	4-1
vs. Sun Belt	23-9
vs. Mid-American.....	1-0
vs. Mountain West.....	0-1
vs. C-USA	3-0
vs. SEC.....	0-1
vs. Big 12.....	0-1
vs. ACC	0-2
vs. American.....	1-2
vs. Big Ten	0-1
More Than Seven Days to Prepare	9-5
Less Than Seven Days to Prepare	2-1
Outrushing Opponent	21-2
Outrushed by Opponent	12-15
Rushing for 200 Yards	10-1
Rushing for 300 Yards	3-0
Opponent Less Than 100 Yards Rushing	15-2
Outpassing Opponent	20-8
Outpassed by Opponent	13-9
Passing for 300-399 Yards.....	6-3
Passing for 400-499 Yards.....	2-0
Passing for 500+ Yards.....	0-0
Allowing 1-199 Yards Passing	16-10
Allowing 200-299 Yards Passing	14-5
Allowing 300+ Yards Passing	3-2
400-499 Total Offense	16-1
500-599 Total Offense	6-0
600+ Total Offense.....	0-0
More Total Offense than Opponent	24-2
Same Total Offense as Opponent	0-1
Less Total Offense than Opponent	9-14
Allowing 399 or Less Total Offense.....	28-9
Allowing 400-499 Total Offense	3-6
Allowing 500+ Total Offense	2-2
Committing Fewer Turnovers	15-5
Committing More Turnovers	10-9
Turnovers are even.....	8-3
Less than 30:00 of Time of Possession	14-8
More than 30:00 of Time of Possession	19-8
Scoring First.....	18-3
Opponent Scores First	15-14
Leading After the 1st Quarter	15-3
Trailing After the 1st Quarter	8-11
Tied After the 1st Quarter	10-2
Leading at Halftime	22-5
Trailing at Halftime	11-12
Tied at Halftime.....	0-0
Leading After the 3rd Quarter	23-0
Trailing After the 3rd Quarter	8-15
Tied After the 3rd Quarter	2-1
Scoring 0-10 Points	2-7
Scoring 11-20 Points	4-5
Scoring 21-30 Points	7-3
Scoring 31-40 Points	14-2
Scoring 41-plus Points	6-0
Opponent Scores 0-10 Points	8-0
Opponent Scores 11-20 Points	15-3
Opponent Scores 21-30 Points	9-6
Opponent Scores 31-40 Points	0-6
Opponent Scores 41-plus Points	1-2
Decided by 3 or fewer points	3-3
Decided by 4-7 points.....	8-3
Decided by 8-10 points.....	2-0
Decided by 11-19 points.....	11-5
Decided by 20-Plus points.....	9-6
Individual 100-yard Rusher.....	16-3
Opponent 100-yard Rusher	7-8
Individual 100-yard Receiver	13-3
Opponent 100-yard Receiver	7-4
Individual 300-yard Passer	6-3
Individual 400-yard Passer	1-0

COMBINED WINS LAST NINE SEASONS

• Troy has won a combined 80 games since 2016, which ranks 20th nationally and fifth most among the G5.

Rk	Team	2025	Total
1.	Alabama	9	119
2.	Georgia	10	115
3.	Ohio State	11	114
4.	Clemson	6	111
5.	Notre Dame	9	100
6.	Oklahoma	9	98
7.	Michigan	9	96
8.	Boise State	7	92
	Penn State	5	92
10.	Oregon	10	91
11.	LSU	7	89
12.	Memphis	8	88
13.	App State	5	87
14.	Washington	8	86
15.	Iowa	7	84
16.	Texas	8	83
17.	BYU	8	82
18.	Army	5	81
	Utah	9	81
20.	Troy	7	80
	UCF	5	80
	Texas A&M	11	80

TROY IN SEASON OPENERS / HOME OPENERS

• The Trojans are 13-12 in season openers since moving to the FBS in 2001.

• Troy is 56-43-6 all-time in season openers and 21-12 as a NCAA Division I (FCS & FBS) member (1993-present).

PLAYS PER GAME

• A look at Troy's plays per game over the last six years.

Season	National Rank	Plays
2019	15th	73.58
2020	44th	71.27
2021	100th	65.42
2022	106th	64.07
2023	55th	67.36
2024	94th	64.58
2025	80th	65.82

• Troy's 82 plays at Buffalo were its most since also running 82 plays in a 27-24 victory at Western Kentucky in 2023.

• Troy ran a season-high 78 plays at Louisiana, one week after a then season-high 73 plays at Georgia Southern. The Trojans topped the 70-play in five straight games to end the 2024 season; the Trojans had run 58 or fewer plays in four of the previous six games.

• Troy ran just 47 offensive plays in its game at Iowa; it was the Trojans' fewest offensive plays since also running 47 plays at Georgia Southern on Nov. 14, 2015. The Trojans ran 46 plays in the 2015 season opener at NC State.

Plays Per Game	No.	Record
40-49	0	0-0
50-59	3	1-2
60-69	5	3-2
70-79	2	2-0
80-plus	1	1-0

HOW THE TEAM WAS BUILT

2020 Signing Class (1)

Luis Medina

2021 Signing Class (5)

Peyton Higgins, Julian Peterson, Scott Taylor Renfroe, Jordan Stringer, Jarris Williams

2022 Signing Class (4)

Kyler Gibson, Luke Hodge, Tucker Kilcrease, Fabian Rogosch

2023 Signing Class (11)

Tyler Bell, Keyshawn Campbell, Steven Cattledge, Ethan Conner, Billy Gilmore, Jordan Lovett, Elijah Prather, Jackson Thomas, TJ Thompson, Colton Walls, Jackson Worley

2024 Signing Class (22)

Caleb Ash, Chad Barham, Jywon Boyd, Rondell Carter, Keion Dunlap, Casey Fua'au, Trashun Griffin, Matt Henry, Zerian Hudson, Joe Lott, Jabrii McNeill, Daivon Nelson, Ky McNulty, Roman Mothershed, Marlin Odom, Jermaine Paramore, Jabari Strait, Trae Swartz, Kam Weaver, Shermar Welch, Paddy McAteer, Dylan Mann

2025 Signing Class (20)

JT Tang, Donnie Smith, DJ Jackson Jr., Dariyonne Bryant, Tra'jon Townsend, Jordan Ferrell, Jah-Marren Jackson, Gavin Bowlin, Sharvon Pierre, Jatorian Blackmon, Paul Bowling, RJ Shamberger, Makel Green, Antonious Steele, Jon Bocchino, JT Alvis, AC Walters, Dakarai Shanks, Jack James, Sharvon Pierre

Four-Year Transfers (25)

Evan Crenshaw (Coastal Carolina), Goose Crowder (West Virginia), Mojo Dortch (Cal), Trent Henry (Grambling State), Devin Lafayette (Northern Illinois), Jordan Perry (Kansas State), Eli Russ (Oklahoma State), Jah-Mal Williams (Cincinnati), Trey Cooley (Georgia Tech), Garner Langlo (App State), Taleeq Robbins (Houston), David Daniel-Sisavanh (Georgia), Elijah Davis (South Carolina), Tray Taylor (Coastal Carolina), RaRa Thomas (Georgia), Kaleno Levine (Missouri State), Marquis Harris (Grambling State), Ui Ale (Houston), Jaquez White (Wingate), Malik Ellis (Mississippi State), Patrick Screws Jr. (Georgia Tech), Vyssen Lang (Tennessee), Dennis Palmer (Bethune-Cookman), Kristian Tate (Delaware State), Amare Garrett (Toledo)

Walk-Ons Now Scholarship (5)

Justin Powe, Evan Crenshaw, Tea Meadows, Tyler Cappi, DJ Epps

Walk-Ons (13)

Jaden Tynes, Kinnick Manley, Jalen Peterson, Austin Lewis, DeWhitt Betterton, KC Bradford, LaMar Croskey, Noah Mercer, JaQueraius Thomas, Ricky Timbers, OJ Vaughn, AZ Williams, Gavyn Baker

TROJANS IN OVERTIME

Nov. 16, 2002	vs. Utah State	L, 16-19
Oct. 29, 2005	Louisiana	L, 28-31
Dec. 21, 2008	vs Southern Miss	L, 27-30
Jan. 5, 2010	vs Central Michigan	L, 41-44 (2OT)
Oct. 25, 2011	at FIU	L, 20-23
Aug. 31, 2013	vs. UAB	W, 34-31
Oct. 31, 2015	at Appalachian State	L, 41-44 (3OT)
Oct. 4, 2025	vs. South Alabama	W, 31-24
Oct. 11, 2025	at Texas State	W, 48-41
OVERALL		3-6

IN-SEASON BIRTHDAYS

Davion Nelson	Aug. 26 (22)
Shumond Johnson	Aug. 27 (19)
Jon Bocchino	Aug. 27 (19)
Jabril McNeill	Aug. 28 (22)
Jordan Stringer	Aug. 31 (22)
DJ Jackson Jr.	Sept. 6 (21)
Chad Barham	Sept. 7 (20)
JT Alvis	Sept. 9 (19)
Eli Russ	Sept. 11 (24)
Sharvon Pierre	Sept. 12 (20)
Omar Vaughan Jr.	Sept. 16 (21)
Tyler Cappi	Sept. 21 (22)
Devin Lafayette	Sept. 25 (24)
Gavin Bowlin	Sept. 25 (19)
Jaquez White	Sept. 26 (20)
Dennis Palmer	Sept. 26 (20)
Kyler Gibson	Sept. 29 (22)
Trent Henry	Sept. 29 (22)
Zerian Hudson	Sept. 30 (22)
Donnie Smith	Sept. 30 (21)
Garner Langlo	Oct. 2 (23)
Paddy McAteer	Oct. 4 (22)
LaMar Croskey	Oct. 9 (22)
DJ Epps	Oct. 14 (21)
Antionius Steele	Oct. 14 (19)
Colton Walls	Oct. 19 (21)
Jermaine Paramore	Oct. 27 (20)
Jywon Boyd	Oct. 28 (21)
JT Tang	Oct. 28 (23)
Jordan Perry	Oct. 29 (22)
Ui Ale	Oct. 31 (22)
Paul Bowling	Nov. 2 (19)
* Gary Banks	Nov. 4 (44)
Keyshawn Campbell	Nov. 5 (22)
David Daniel-Sisavanh	Nov. 5 (23)
Trae Swartz	Nov. 7 (23)
Vysen Lang	Nov. 8 (21)
Mojo Dortsch	Nov. 10 (22)
Julian Peterson	Nov. 11 (23)
Tray Taylor	Nov. 24 (22)
Caleb Ash	Nov. 25 (20)
Patrick Screws	Nov. 29 (21)
Luke Hodge	Dec. 3 (22)
Luis Medina	Dec. 6 (24)
Goose Crowder	Dec. 7 (24)
Kristian Tate	Dec. 10 (21)
Jack James	Dec. 12 (20)
Tyler Bell	Dec. 14 (21)
Marquis Harris	Dec. 19 (22)
Rondell Carter	Dec. 19 (20)
Dakarai Shanks	Dec. 23 (19)
Kam Curry	Dec. 28 (22)
Billy Gilmore	Dec. 29 (21)

* Denotes Coaching Staff Member

Bold signifies game day

TROJANS WITH DEGREES

• Entering the season, 11 current players have already received their undergraduate degree from Troy.

• The following players have already earned their undergraduate degrees - Steven Cattledge, Ethan Conner, Trey Cooley, Peyton Higgins, Devin Lafayette, Kaleno Levine, Luis Medina, Scott Taylor Renfroe, Eli Russ, Jordan Stringer, Jarris Williams.

• Additionally, the following players are on track to graduate this December - Elijah Davis, Taleeq Robbins, RaRa Thomas, Goose Crowder, Zerian Hudson, David Daniel-Sisavanh, Garner Langlo, Julian Peterson, Jah-Mal Williams, Davion Nelson, Trae Swartz and Tucker Kilcrease.

TROJANS VS. RANKED FOES

• The Trojans have faced a nationally-ranked opponent 34 times since moving to the FBS in 2001. Troy is 3-31 all-time against nationally ranked (FBS) opponents.

Year	Opponent	Rank	Result
2001	Nebraska	4	L, 14-42
2001	Miami	1	L, 7-38
2001	Maryland	15	L, 14-47
2002	Nebraska	9	L, 16-31
2002	Iowa State	21	L, 12-42
2003	Kansas State	7	L, 5-41
2003	Nebraska	12	L, 0-30
2004	* Missouri	17	W, 24-14
2004	LSU	17	L, 20-24
2006	Florida State	9	L, 17-24
2006	Nebraska	23	L, 0-56
2007	Arkansas	20	L, 26-46
2007	Florida	3	L, 31-59
2007	Georgia	10	L, 34-44
2008	Ohio State	13	L, 10-28
2008	LSU	19	L, 31-40
2009	Florida	1	L, 6-56
2009	Central Michigan	25	L, 41-44
2010	South Carolina	17	L, 24-69
2011	Arkansas	13	L, 28-38
2014	Georgia	13	L, 0-66
2015	Wisconsin	23	L, 3-28
2016	Clemson	2	L, 24-30
2017	LSU	22	W, 24-21
2018	* Boise State	22	L, 20-56
2019	* App State	22	L, 13-48
2020	BYU	18	L, 7-48
2020	* Coastal Carolina	11	L, 38-42
2021	Coastal Carolina	24	L, 28-35
2021	* Louisiana	24	L, 21-35
2022	Ole Miss	21	L, 10-28
2022	! UTSA	22	W, 18-12
2023	Kansas State	15	L, 13-42
2025	Clemson	8	L, 16-27

* Home Game

! Bowl Game

POINTS ON THE BOARD

• Troy has been shutout just seven times since moving to FBS in 2001 with three of those coming during the 2003 season.

• Troy has only been shutout twice (North Texas, 2003; Old Dominion, 2025) by a non-Power Five school -- the Trojans had played 233 straight games against non-Power Four schools without being shutout before the ODU loss in 2025.

• Troy was shutout by Georgia, 66-0, on Sept. 20, 2014, which snapped a streak of 99 straight games without being shutout (Nebraska, 56-0, on Sept. 23, 2006).

• Troy's overall streak stood at 143 games before the ODU game. Troy's current streak is one game.

TROJANS IN FRONT OF BIG CROWDS

• Seventeen of the top 20 attended games in Veterans Memorial Stadium history have come since 2012.

• Troy led the Sun Belt in attendance in 2018 for the first time in program history with an average 24,527 fans per game.

• Troy has set the single-season attendance record four times since 2012.

• Troy averaged 26,130 fans per game during the 2023 season, a new single-season record.

Largest Veterans Memorial Stadium Crowds

Crowd	Opponent	Date	Result
1. 31,010	Army	11/12/22	W, 10-9
2. 29,612	Boise State	9/1/18	L, 20-56
3. 29,278	Alabama State	9/9/17	W, 34-7
4. 29,024	Florida A&M	9/21/24	W, 34-12
5. 29,013	Mississippi State	9/15/12	L, 24-30
6. 28,212	South Alabama	11/2/23	W, 28-10
7. 28,179	Stephen F. Austin	9/2/23	W, 48-30
8. 28,035	South Alabama	10/4/25	W, 31-24
9. 27,514	Marshall	9/24/22	W, 16-7
10. 27,421	Nevada	8/31/24	L, 26-28
11. 27,324	Akron	9/23/17	W, 22-17
12. 27,108	Southern Miss	9/14/19	L, 42-47
13. 26,957	Arkansas State	10/7/23	W, 37-3
14. 26,634	James Madison	9/16/23	L, 14-16
15. 26,621	Louisiana	11/18/23	W, 31-24
16. 26,574	Missouri	9/9/04	W, 24-13
17. 26,437	Arkansas State	9/28/19	L, 43-50
18. 26,265	Alabama State	9/2/06	W, 38-0
19. 26,211	South Alabama	11/6/21	W, 31-24
20. 26,189	Alabama A&M	9/10/22	W, 38-17

Largest Crowds for a Troy Game

Crowd	Opponent	Date	Result
1. 102,989	at Ohio State	9/20/08	L, 10-28
2. 99,879	at LSU	9/30/17	W, 24-21
3. 92,746	at Georgia	11/3/07	L, 34-44
92,746	at Georgia	9/20/14	L, 0-66
5. 92,103	at LSU	11/15/08	L, 31-40
6. 90,349	at Florida	9/12/09	L, 6-56
7. 90,244	at Florida	9/8/07	L, 31-59
8. 89,493	at LSU	10/23/04	L, 20-24
9. 89,360	at Nebraska	9/15/18	W, 24-19
10. 84,799	at Nebraska	9/23/06	L, 0-56

SUN BELT CHAMPS

• Troy's eight Sun Belt championships are the most in conference history; the Red Wolves joined the Sun Belt three seasons before Troy.

Sun Belt Conference Titles by School

1.	Troy (2006, 07, 08, 09, 10, 17, 22, 23)	8
2.	Arkansas State	6
3.	Appalachian State	4
	North Texas	4
	Louisiana	4
	Middle Tennessee	4
7.	Marshall	1
	ULM	1
	Georgia Southern	1
	Florida Atlantic	1
	FIU	1
	Coastal Carolina	1

BY THE NUMBERS

Overall Record.....	7-4
Sun Belt.....	5-2
Non-Conference.....	1-2
Home.....	4-2
Road.....	3-2
Neutral.....	0-0
Scoring first.....	3-1
Opponent scoring first.....	4-3
Leading after first.....	1-1
Trailing after first.....	2-3
Tied after first.....	4-0
Leading at halftime.....	4-1
Trailing at halftime.....	3-3
Tied at halftime.....	0-0
Leading after third.....	3-0
Trailing after third.....	4-4
Tied after third.....	0-0
Overtime games.....	2-0
Against Top 25.....	0-1
Against Top 15.....	0-1
Against Top 10.....	0-1
On Natural Grass.....	0-1
On Field Turf.....	7-3
Scoring 0-10 points.....	0-3
Scoring 11-20 points.....	0-1
Scoring 21-30 points.....	1-0
Scoring 31-40 points.....	5-0
Scoring 41-50 points.....	1-0
Scoring 51+ points.....	0-0
Allowing 0-10 points.....	0-0
Allowing 11-20 points.....	4-0
Allowing 21-30 points.....	2-3
Allowing 31-40 points.....	0-1
Allowing 41-50 points.....	1-0
Allowing 51+ points.....	0-0
Rushing for 99 or fewer yards.....	3-4
Rushing for 100-199 yards.....	2-0
Rushing 200-299 yards.....	2-0
Rushing for 300+ yards.....	0-0
Allowing 0-99 rushing yards.....	2-1
Allowing 100-199 rushing yards.....	3-1
Allowing 200-299 rushing yards.....	1-1
Allowing 300+ rushing yards.....	1-1
Passing for 0-99 yards.....	0-1
Passing for 100-199 yards.....	2-2
Passing for 200-299 yards.....	3-1
Passing for 300-399 yards.....	1-0
Passing for 400+ yards.....	1-0
Allowing 0-99 passing yards.....	0-0
Allowing 100-199 passing yards.....	4-2
Allowing 200-299 passing yards.....	2-2
Allowing 300-399 passing yards.....	1-0
Allowing 400+ passing yards.....	0-0
Total offense 0-299 yards.....	0-3
Total offense 300-399 yards.....	3-1
Total offense 400-499 yards.....	4-0
Total offense 500+ yards.....	0-0
Allowing 0-299 yards total offense.....	2-1
Allowing 300-399 yards total offense.....	3-1
Allowing 400-499 yards total offense.....	0-1
Allowing 500+yards total offense.....	2-1
Having 100-yard rusher.....	3-0
Opp. having 100-yard rusher.....	2-3
No turnovers.....	3-0
One turnover.....	2-1
Two turnovers.....	2-2
Three+ turnovers.....	0-1
No takeaways.....	3-1
One takeaway.....	2-1
Two takeaways.....	0-2
Three+ takeaways.....	2-0
More than 30:00 of possession.....	4-3
Less than 30:00 of possession.....	3-1

BOWL ELIGIBLE

- Troy has reached bowl eligibility 13 times in program history, including the 2025 season.
- Troy has played in a bowl game in 10-of-12 seasons it has qualified for postseason play at the FBS level. Troy was bowl eligible in 2007 (8-4) and 2013 (6-6) but did not receive a bowl invitation.
- Troy had won five straight bowl games - 2010, 2016, 2017, 2018, 2022 - until its loss to Duke in the 2023 Birmingham Bowl.
- Troy's match up with Duke in the 2023 Birmingham Bowl marked the first time in Sun Belt history that a league school had played a team from a Power 4 conference in a bowl game.

GIANT KILLERS

- Troy has five victories over Power 4 conference opponents, including back-to-back seasons at LSU (2017) and Nebraska (2018).
- In the five victories, Troy forced a combined 19 turnovers -- Mississippi State (4), Missouri (3), Oklahoma State (5), LSU (4) and Nebraska (3).
- In four of the five victories, Troy had a big special teams play -- Missouri (Blocked Punt), Oklahoma State (Blocked PAT, Punt Return TD), LSU (Whistle Field Goal at End of First Half) and Nebraska (Punt Return TD).

TROY IN THE POLLS

- When Troy made an appearance in the AP Top 25 on Nov. 13, 2016, it marked the first time in Troy's history that it appeared in either major poll. Troy also became the first Sun Belt team to ever appear in the national rankings.
 - Troy's final positioning in the AP and Coaches Poll in 2017 were both program highs. The Trojans finished with 14 points, good for No. 31, in the AP Poll, and 40 points, good for No. 27, in the Coaches Poll.
 - Troy's preseason votes in the 2018 AP Poll were the first in school history in the initial poll of the season, while the preseason coaches votes are the most in school history.
- 2022**
- It took 15 weeks and a 10-game winning streak, but Troy finally made its return to the Top 25 in 2022 and did so in historic fashion.
 - Troy's No. 24 ranking in the final College Football Playoff was the Trojans' first appearance in the poll.
 - Troy's No. 24 ranking the Coaches Poll is also its first-ever appearance in that poll, while Troy's No. 23 ranking in the AP Top 25 is Troy's highest ranking in school history.
 - Thanks to Troy's victory over No. 22 UTSA in the Cure Bowl, the Trojans finished the season No. 19 in the AP Top 25 and No. 20 in the USA Today/Coaches Poll. Both rankings were program highs and marked the first time Troy was ranked at the end of a season.

THE SKINNY ON THE COIN TOSS

- Troy is 18-30 on the coin toss since 2022, including a 3-11 mark in 2023 and 5-7 mark last season.

2025 Coin Toss

Opponent	W/L	Troy	Result
Nicholls	W	Receive	Punt
Clemson	L	Receive	TD
Memphis	W	Defer	TD
Buffalo	W	Defer	Punt
South Alabama	W	Defer	Punt
Texas State	L	Kick	TD
ULM	L	Receive	TD
Louisiana	L	Receive	TD
Arkansas State	L	Receive	Punt
Old Dominion	W	Defer	Downs
Georgia State	W	Receive	Punt
Southern Miss			

BATTLE FOR THE BELT

- "The Battle for the Belt" was created by both school's SGAs prior to the 2015 season.
- Troy leads the all-time series 10-4 and the Trojans lead the series 8-3 since the introduction of The Belt.
- Troy's 37-13 win in 2019 marked the first time that the home team had won the game since the The Belt was introduced. In fact, it was the first time that The Belt didn't change hands after the game.
- When the Sun Belt split into divisions for the 2018-21 seasons, Troy (East) and South Alabama (West) were split apart; however, a league-wide agreement allowed the game to continue each year as a permanent cross-divisional opponent.
- Troy won six straight meetings against its rival from 2018 to 2024 with the victories coming by a combined 173-70 margin.

- The Trojans limited the Jags to just 288.5 yards and 11.7 points per game during the six-game winning streak.

- Troy and South Alabama have played three games at Hancock Whitney Stadium; Troy has held South Alabama without a touchdown in 11-of-12 quarters played in the stadium.

TROY vs. P4s

- Troy's trip to Clemson in week two was the program's 15th all-time against the current ACC lineup and first regular season match up since a 30-24 loss at Clemson in 2016. Troy played Duke in the 2023 Birmingham Bowl; the first by a Sun Belt program against a P4 opponent in a bowl game.
- With no SEC team on the schedule in 2025, it marks just the eighth time in 25 seasons since Troy moved to the FBS ranks that the schedule doesn't feature an SEC opponent.
- Troy is 13-57 all-time against the current members of Power 4 conferences ... the only conference that Troy has not played a current or former member from is the Pac 2.
- Troy's last P4 win came in 2018 at Nebraska.
- The 2020 season marked the first for Troy since 2000 that the Trojans did NOT play a team from a Power 4 conference. The Trojans were scheduled for a home game against NC State and road game at Tennessee before the ACC & SEC altered their schedule models.

TROY'S PRO PIPELINE

- Troy is home to the first underclassman to be drafted from the league when Jonathan Massaquoi was selected in the fifth round of the 2012 Draft.

- Massaquoi was the 33rd Trojan to be selected in the NFL Draft and the ninth in Troy's short history in the Sun Belt Conference.

- The Trojans have twice had players taken in the first round of the draft, with Leodis McKelvin (BUF, 11th overall) going in 2008 and DeMarcus Ware (DAL, 11th overall) going in 2005.

Former Trojans in the NFL

Player	Team
Jake Andrews	Houston Texans
Dell Pettus	New England Patriots
Javon Solomon	Buffalo Bills
Reddy Steward	Dallas Cowboys
Kimani Vidal	Los Angeles Chargers
Marcus Jones *	New England Patriots
Caleb Ransaw *	Jacksonville Jaguars
Tez Johnson *	Tampa Bay Buccaneers

Former Trojans in the CFL

Player	Team
Don Callis	Montreal Alouettes
Jarrett Doege	Toronto Argonauts
Antonio Garcia	Winnipeg Blue Bombers
Buddha Jones	Montreal

* Began Career at Troy

- Troy players in Super Bowls has been a common sight recently. Since 2003, seven former Trojans have made 10 appearances in a Super Bowl. All told, 11 former Trojans have made 13 total appearance in the Super Bowl.

- Virgil Seay (Washington) 1983 (XVII) & 1984 (XVIII); Jack Peavey (Denver) 1988 (XXII); Kerry Jenkins (Tampa Bay) 2003 (XXXVII); Osi Umenyiora (NY Giants) 2008 (XLII) & 2012 (XLVI); Steve McLendon (Pittsburgh) 2011 (XLV) & (Tampa Bay) 2021 (LVI); Lawrence Tynes (NY Giants) 2012 (XLVI); Jerrel Jernigan (NY Giants) 2012 (XLVI); DeMarcus Ware (Denver Broncos) 2016 (50); Mario Addison (Carolina Panthers) 2016 (50).

TROY'S 50-POINT GAMES (DIVISION I ERA)

- Troy has topped the 50-point plateau 14 times at the FBS level.

Troy 50-Point Games (Division I)

Opponent	Year	Score
Southern Miss	2024	52-20
Southern	2021	55-3
Texas State	2019	63-27
Florida A&M	2018	59-7
North Texas	2017	50-30
Texas State	2017	62-9
UMass	2016	52-31
New Mexico State	2016	52-6
Austin Peay	2016	57-17
ULM	2015	51-14
at New Mexico State	2015	52-7
Savannah State	2013	66-3
North Texas	2009	50-26
Alcorn State	2008	65-0

105TH SEASON OF TROY FOOTBALL

- The 2020 season was special for the Trojans as it marked the 100th season of Troy Football.

- Troy celebrated 100 years of football in 2008 but because of World War I and World War II and an unknown reason in 1929, Troy didn't play games for 12 seasons during that time.

- Troy did not allow a point in its inaugural season (1909) and shutout its opponents in nine of its first 14 games over a four-season stretch.

Troy Football by the Numbers

Seasons	107
Wins	586
National Championships	3
Conference Championships	23
Head Coaches	24
Postseason Appearances	33
NCAA DII Seasons	21
NCAA DII Playoff Appearances	3
NCAA FCS Seasons	10
NCAA FCS Playoff Appearances	7
NCAA FBS Seasons	23
FBS Bowl Appearances	10
Super Bowl Champions	8

TROY'S NEW CRIB

- Troy officially moved into its new North End Zone Facility on Aug. 15, 2018, the first day of classes on campus.

- Troy began construction on a North End Zone Football Facility following the completion of the 2016 football season.

- The \$24 million facility provides the Troy football program with over 70,000 square feet of space for student-athletes, staff and fans. Additionally, a 35-by-90-foot video board and 400 new club seats were included in the project. The facility is located 30 feet off the backline in the north end zone of Veterans Memorial Stadium and will be three floors.

Student-Athletes:

The North End Zone Football Facility features a new 5,000-square foot locker room, strength and conditioning center, athletic training facility, nutritional "fueling station", mud room with cool down plunge pool and team lounge.

Football Staff:

The North End Zone Football Facility features offices for the football staff and meeting rooms with state-of-the-art video technology.

Fans:

The North End Zone Football Facility will feature 400 new club seats that will provide an excellent vantage point of the game as well as access to exclusive concessions and parking areas. Additionally, fans will enjoy the new 35-by-90-foot video board.

TROJAN HOUSE

Taking a page out of the Troy men's basketball playbook, the Troy coaching staff frequently visits the local Troy Waffle House as a staff.

The most recent encounter came on Wednesday, Aug. 13, the first day classes on Troy's campus ... the first morning the staff didn't have players in meetings following camp.

START CHARTS

Offense	2025	Current Streak	Career
Eli Russ, OL	10	4	32
Peyton Higgins, WR	11	23	23
Elijah Prather, OL	6	-	18
Matt Henry, OL	11	17	17
Roman Mothershed, WR	11	11	14
Ethan Conner, TE	11	11	14
Tucker Kilcrease, QB	7	-	9
Paul Bowling, OL	10	4	9
Goose Crowder, QB	4	1	8
Tae Meadows, RB	8	2	8
Zerian Hudson, OL	1	-	7
Caleb Ash, OL	7	-	7
DJ Epps, WR	7	7	7
Tra'jon Townsend, OL	5	5	5
Tyler Cappi, OL	2	1	4
Mojo Dortch, WR	4	-	4
Garner Langlo, OL	3	-	3
Jordan Lovett, RB	3	-	3

Defense	2025	Current Streak	Career
Jordan Stringer, LB	11	28	29
Luis Medina, DT	10	1	26
Justin Powe, S	10	7	22
Devin Lafayette, SPR	11	11	21
Jah-Mal Williams, BAN	11	12	13
Taleeq Robbins, DT	11	11	11
Kaleno Levine, CB	10	-	10
Steven Cattleddge, LB	9	3	11
Elijah Davis, DE	10	3	10
David Daniel-Sisavanh, S	10	3	10
Jaquez White, CB	9	2	8
Julian Peterson, DT	-	-	7
Kam Curry, NT	-	-	5
Jamel Fils-Aime, NT	1	-	4
Trent Henry, CB	-	-	2
Jabril McNeill, DE	-	-	2
Jordan Perry, SPR	-	-	2
Luke Hodge, LB	2	-	2
Jabari Strait, CB	3	1	2
Rondell Carter, S	1	-	1
DJ Jackson Jr., DE	1	-	1
Joe Lott, S	1	-	1

Specialist	2024	Current Streak	Career
Scott Taylor Renfroe, K	11	37	37
Colton Walls, LS	11	23	23
Paddy McAteer, KOS	11	22	22
Evan Crenshaw, P	11	11	11


Longest Active Streak:

Scott Taylor Renfroe, K	37
Jordan Stringer, LB	29
Colton Walls, LS	23
Peyton Higgins, WR	23
Paddy McAteer, KOS	23

Most Career Starts:

Scott Taylor Renfroe, K	37
Eli Russ, OL	32
Jordan Stringer, LB	29
Luis Medina, DT	26
Colton Walls, LS	23
Peyton Higgins, WR	23
Justin Powe, S	22
Paddy McAteer, KOS	22
Devin Lafayette, SPR	21
Elijah Prather, OL	18

SERIES INFORMATION



Overall: Southern Miss leads 8-6
At Troy: 2-2
At Hattiesburg: 4-4
Neutral Sites: 0-2
Current Streak: W4
Gerad Parker vs. USM: 1-0
Charles Huff vs. Troy: 0-1
First Meeting: W, 14-13 (1935)
Last Meeting: W, 52-20 (2024)

SERIES RESULTS

Year	W/L	Site	Score
1935	W	A	14-13
1936	L	A	0-62
1937	L	A	0-53
1938	L	A	0-53
1939	L	H	0-19
1940	L	A	0-25
1977	L	N	19-42
2008	L	N	27-30
2016	W	A	37-31
2019	L	H	42-47
2021	W	A	21-9
2022	W	H	27-10
2023	W	A	35-17
2024	W	H	52-20

TROY VS. SUN BELT CONFERENCE

Opponent	GP	W	L	T
Appalachian State	12	4	8	-
Arkansas State	22	9	13	-
Coastal Carolina	7	4	3	-
Georgia Southern	22	15	7	-
Georgia State	11	7	4	-
James Madison	3	1	2	-
Louisiana	26	12	14	-
Marshall	6	3	3	-
Old Dominion	1	0	1	-
South Alabama	14	10	4	-
Southern Miss	14	6	8	-
Texas State	16	14	2	-
ULM	23	13	9	1
Total	179	99	77	1

PARKER VS. SUN BELT CONFERENCE

Opponent	GP	W	L
Appalachian State	-	-	-
Arkansas State	2	0	2
Coastal Carolina	1	1	0
Georgia Southern	1	1	0
Georgia State	1	1	0
James Madison	-	-	-
Louisiana	2	1	1
Marshall	-	-	-
Old Dominion	1	0	1
South Alabama	2	1	1
Southern Miss	1	1	0
Texas State	2	1	1
ULM	2	1	1
Total	15	8	7

TOP SPEED TROJANS

- Thanks to the state-of-the-art technology through Catapult, Troy's strength and conditioning staff, led by Darl Bauer, is able to track many different aspects about Troy's players including their top speed.
- Troy has three players over the 23 MPH mark this offseason, last year's leader was Mojo Dortch at 22.83 MPH.
- Troy enters the 2025 season with nine players at 22 MPH or greater compared to seven players a season ago.
- Five of Troy's top six fastest players are all at the receiver position.

Troy Top Speeds

	2025
1. Tray Taylor, WR	23.61
2. Mojo Dortch, WR	23.26
3. Jaquez White, CB	23.38
4. Jackson Thomas, WR	22.59
5. DJ Epps, WR	22.51
6. RaRa Thomas, WR	22.47
7. Jordan Lovett, RB	22.33
8. Trey Cooley, RB	22.30
9. Roman Mothershed, WR	22.00
10. Trent Henry, CB	21.82
11. Joe Lott, S	21.72
12. Jordan Stringer, LB	21.62
13. David Daniel-Sisavanh, S	21.61
14. Peyton Higgins, WR	21.56
15. Justin Powe, S	21.53
16. TJ Thompson, LB	21.40
17. Jah-Mal Williams, BAN	21.32
18. Jordan Perry, SPR	21.32
19. Jywon Boyd, WR	21.31
20. Rondell Carter, S	21.29
21. Jarris Williams, RB	21.19
22. Shemar Welch, CB	21.17
23. Trae Swartz, TE	21.10
24. Luke Hodge, LB	21.02
25. Kaleno Levine, CB	20.90
26. Devin Lafayette, SPR	20.83
27. Goose Crowder, QB	20.58
28. Ethan Conner, TE	20.47

FUTURE SCHEDULES

- 2026**
 Sam Houston
 Alabama State
 at Mississippi State
 at Missouri
- 2027**
 Mississippi State
 Southeastern Louisiana
 Buffalo
 at Miami (Fla.)
- 2028**
 West Georgia
 at UAB
 at Clemson
- 2029**
 UAB
 Austin Peay
 at Sam Houston
- 2031**
 at Nevada
- 2032**
 UAB

2033

at UAB
 Middle Tennessee

2034

Army
 at Middle Tennessee

2035

BYU

2039

at Army

TROJAN TRENDS

Notable Trends Since 2015 (Post Blakeney Era)

More than 400 Yards of Offense.....	54-8
Rushing for 150+ Yards.....	45-4
Rushing for 200+ Yards.....	25-0
Scoring 21-Plus Points.....	75-17
Scoring 28-Plus Points.....	63-10
Scoring 35-Plus Points.....	41-5
Scoring 40-Plus Points.....	25-3
Scoring 50-Plus Points.....	11-0
Scored First.....	54-15
Win the First Half.....	68-8
Win the 1st Quarter.....	54-8
Allowed Less than 100 Rushing Yards.....	41-4
Allowed Less than 150 Rushing Yards.....	60-17
Allowed Less than 35 Points.....	82-26
Allowed Less than 17 Points.....	37-1
Allowed Less than 14 Points.....	27-1
Allowed Less than 10 Points.....	18-0
Allowed Less than 300 Total Yards.....	35-5
Outrushing Opponent.....	63-8
Turnover Margin of +1 or Greater.....	51-8
Turnover Margin of +2 or Greater.....	29-1
Turnover Margin of +3 or Greater.....	16-0
Turnover Margin of +4 or Greater.....	10-0
Allowed 35+ Points.....	0-26
Allowed 40+ Points.....	0-17
Scored Less than 24 Points.....	10-40
Scored Less than 21 Points.....	7-35
Scored Less than 17 Points.....	5-29
Scored Less than 14 Points.....	3-23
Shutout in First Quarter.....	14-24
Trailing at Halftime.....	12-42

Notable Trends Since 2004 (Joined SBC)

200+ Rushing Yards.....	53-2
250+ Rushing Yards.....	28-0
30+ Points Scored.....	103-25
40+ Points Scored.....	51-5
50+ Points Scored.....	14-0
Less Than 24 Points Allowed.....	113-18
+1 Turnover Margin or Greater.....	82-23
+2 Turnover Margin or Greater.....	49-8
+3 Turnover Margin or Greater.....	26-1
Allow Less Than 100 Rushing Yards.....	67-7
One or More Special Teams TDs.....	16-7
Block a Kick.....	18-10
Red Zone Trip Advantage.....	105-26
Less Than 24 Points Scored.....	17-75
35+ Point Allowed.....	3-63
-3 Turnover Margin or Greater.....	2-27

NATIONAL POLLS

ASSOCIATED PRESS

Rk.	School	Rec.	Pts.
1	Ohio State (58)	11-0	1640
2	Indiana (7)	11-0	1587
3	Texas A&M (1)	11-0	1522
4	Georgia	10-1	1444
5	Oregon	10-1	1326
6	Ole Miss	10-1	1320
7	Texas Tech	10-1	1295
8	Oklahoma	9-2	1169
9	Notre Dame	9-2	1117
10	Alabama	9-2	1056
11	BYU	10-1	1014
12	Vanderbilt	9-2	876
13	Miami	9-2	849
14	Utah	9-2	809
15	Michigan	9-2	664
16	Texas	8-3	646
17	Virginia	9-2	556
18	Tennessee	8-3	473
19	USC	8-3	464
20	James Madison	10-1	331
21	North Texas	10-1	288
22	Tulane	9-2	255
23	Georgia Tech	9-2	228
24	Pittsburgh	8-3	174
25	SMU	8-3	121

Others Receiving Votes: Arizona State 77, Navy 44, Missouri 23, Arizona 20, San Diego State 19, Washington 16, Iowa 10, UNLV 7, South Florida 4, UConn 3, Wake Forest 2, Illinois 1

AFCA COACHES POLL

Rk.	School (1st)	Rec.	Pts.
1	Ohio State (61)	11-0	1573
2	Indiana	11-0	1495
3	Texas A&M (2)	11-0	1461
4	Georgia	10-1	1378
5	Oregon	10-1	1291
6	Ole Miss	10-1	1262
7	Texas Tech	10-1	1211
8	Oklahoma	9-2	1108
9	Notre Dame	9-2	1073
10	Alabama	9-2	1002
11	BYU	10-1	943
12	Vanderbilt	9-2	828
13	Miami	9-2	781
14	Utah	9-2	774
15	Michigan	9-2	683
16	Texas	8-3	615
17	Virginia	9-2	532
18	Tennessee	8-3	499
19	Georgia Tech	9-2	344
20	USC	8-3	313
21	James Madison	10-1	262
22	North Texas	10-1	251
23	Tulane	9-2	186
24	Pittsburgh	8-3	158
25	SMU	8-3	109

Others Receiving Votes: Arizona State 86, Navy 58, Washington 39, Iowa 32, Missouri 32, Arizona 30, San Diego State 29, Houston 22, Illinois 4, Penn State 4, UConn 4, UNLV 2, South Florida 1

COACH QUICK HITTERS

- Troy is one of just four schools in the Sun Belt to return its head coach (Gerad Parker), offensive coordinator (Sean Reagan), defensive coordinator (Dontae Wright) and strength coach (Darl Bauer) from last season.

- All of Troy's defensive coaches have served as a defensive coordinator at the collegiate level - Chris Boone (Samford / East Miss CC / Murray State / Northwestern State / Jacksonville State / UT Martin / East Central CC), Nathan Burton (Kennesaw State / Georgia Tech / West Alabama / Shorter), Justin Manning (Tufts), Brandon Cooper (Samford / Charlotte / Austin Peay).

- Tight ends and tackles coach Kevin Rehiner, served as the offensive coordinator at Old Dominion in 2022. He holds a bachelor's degree in engineering management from Stanford and was the first-ever graduate transfer to play at Penn State.

- Caleb Carbine transferred to Troy in 2011 after beginning his career at North Alabama. Carbine went from walk-on, to two-time starter and scholarship recipient for the Trojans.

- Gary Banks began his career as a professional baseball player before his playing career at Troy. Banks won a pair of Sun Belt titles and played in two bowl games during his playing career for the Trojans before going on to a career in the NFL.

- Sean Reagan has worked with three of Troy's last four head coaches; and his career coincides with the other.

- Graduate assistant and quarterbacks coach under Larry Blakeney.

- Quarterbacks coach and co-offensive coordinator under Neal Brown.

- Chip Lindsey was the QB coach in 2010 when Reagan left to be a graduate assistant at Texas Tech.

- QB coach for three seasons when Jon Sumrall was the assistant head coach and linebackers coach.

YEAR TWO SUCCESS

- Troy head coaches have traditionally seen a jump in success from year one to year two of their tenures dating back to Troy's Division II National Championship days.

Chan Gailey

1983 - 7-4

1984 - 12-1 (NCAA Division II National Champions)

Rich Rhoades

1985 - 6-4

1986 - 10-2

Robert Maddox

1988 - 4-6

1989 - 4-6

Larry Blakeney

1991 - 5-6

1992 - 10-1

Neal Brown

2015 - 4-8

2016 - 10-3

Chip Lindsey

2019 - 5-7

2020 - 5-6

Jon Sumrall

2022 - 12-2

2023 - 11-2

TROY vs. FCS

- Troy is 21-1 all-time vs. the FCS since moving to the FBS ranks in 2001.

Year	Opponent	Score
2025	Nicholls	W, 38-20
2024	Florida A&M	W, 34-12
2023	Stephen F. Austin	W, 48-30
2022	Alabama A&M	W, 38-17
2021	Southern	W, 55-3
2020	Eastern Kentucky	W, 31-29
2019	Campbell	W, 43-14
2018	Florida A&M	W, 59-7
2017	Alabama State	W, 34-7
2016	Austin Peay	W, 57-17
2015	Charleston Southern	W, 44-16
2014	Abilene Christian	L, 35-38
2013	Savannah State	W, 66-3
2008	Alcorn State	W, 65-0
2006	Alabama State	W, 38-0
2005	Cal Poly	W, 27-10
2003	SE Louisiana	W, 28-0
2002	Southern Utah	W, 40-15
2001	Nicholls State	W, 26-0
2001	Cal State Northridge	W, 44-31
2001	Southern Utah	W, 20-17
2001	Jacksonville State	W, 21-3

OFFENSE NOTES

OFFENSE QUICK HITTERS

- Troy has streaks of seven straight possessions (Nicholls / Clemson) and eight straight possessions (Texas State / ULM) scoring points this season.

- Tray Taylor ranks 21st nationally averaging 17.65 yards per catch.

- DJ Epps became just the second Trojans since 2018 to have multiple games with multiple touchdown receptions ... Devonte Ross had two last season, prior to that it was Damion Willis' four in 2018.

- Ethan Conner is the first Troy tight end to have multiple two-touchdown games in the program's Division I history. He had two against Georgia State this season and two in his Troy debut against Stephen F. Austin in 2023. Conner is one of just eight Trojans (DI era) to have multiple touchdown games in two different seasons.

- Ethan Conner, Khalil McClain, Bryan Holmes, Reggie Todd, Damion Willis, Eric Thomas, Mykeal Terry, Jason Samples.

- Ethan Conner and DJ Epps became the first Troy duo since Bryan Holmes and Eric Thomas against South Alabama on Oct. 5, 2013, to have multiple touchdown receptions in the same game. Conner and Epps had two TD receptions each against Georgia State.

- Goose Crowder (361 yards vs. Georgia State) and Tucker Kilcrease (415 at Texas State) became the first Troy quarterbacks to throw for more than 350 yards in a game in the same season in program history ... they are the first pair to throw for more than 300 yards in a game in the same season since Gunnar Watson and Taylor Powell did so in 2021.

- Against Georgia State, Troy started its fifth different offensive line configuration of the season after Tyler Cappi started at center, Paul Bowling slid out to left guard and Eli Russ to left tackle.

- Tucker Kilcrease's five rushing touchdowns are tied

MILESTONE GAMES

100+ Yard Rushing Games

Player	2025	Career
Tae Meadows	1	1
Tucker Kilcrease	1	1
Jordan Lovett	1	1

100+ Yard Receiving Games

Player	2022	2023	2024	2025	Career
RaRa Thomas	1	-	1	-	2
DJ Epps	-	-	-	2	2

200+ Yard Passing Games

Player	2024	2025	Career
Tucker Kilcrease	1	3	4
Goose Crowder	2	2	4

300+ Yard Passing Games

Player	2024	2025	Career
Tucker Kilcrease	-	1	1
Goose Crowder	-	1	1

400+ Yard Passing Games

Player	2024	2025	Career
Tucker Kilcrease	-	1	1

Three-Plus Touchdown Passing Games

Player	2024	2025	Career
Goose Crowder	1	2	3
Tucker Kilcrease	-	1	1

Four-Plus Touchdown Passing Games

Player	2024	2025	Career
Goose Crowder	1	1	2
Tucker Kilcrease	-	1	1

TAKEAWAYS

Opponent	Takeaway	Drive Result
Nicholls	Int (White)	TD
Clemson	Fumble (Hodge)	FG
Clemson	Int (Thompson)	TD (Return)
Memphis	Fumble (Smith)	TD (Return)
ULM	Fumble (Williams, J.)	TD
ULM	Int (Lott)	FG
ULM	Fumble (Perry)	Downs
ULM	Int (Lott)	TD (Return)
Louisiana	Int (White)	TD (Return)
Louisiana	Int (Levine)	TD
Louisiana	Int (Powe)	End of game
Arkansas State	Fumble (N/A)	FG
Arkansas State	Fumble (Hodge)	INT
Georgia State	Int (Lafayette)	TD

TURNOVERS

Opponent	Turnover	Drive Result
Clemson	Int (Crowder)	Fumble
Clemson	Int (Crowder)	TD
Clemson	Int (Crowder)	FG
Memphis	Int (Kilcrease)	End of game
Buffalo	Fumble (Taylor)	Punt
Buffalo	Int (Thomas, R.)	FG
South Alabama	Int (Kilcrease)	Punt
South Alabama	Fumble (Kilcrease)	FG
Arkansas State	Fumble (Team)	TD
Arkansas State	Int (Kilcrease)	FG
Old Dominion	Fumble (Meadows)	TD
Old Dominion	Int (Crowder)	TD
Georgia State	Fumble (Thomas)	Missed FG

with Matthew Caldwell's total from last season ... a sixth rushing touchdown would be the most since Deon Anthony's eight in 2012.

Rushing TDs by Quarterbacks (Division I)

1. Omar Haugabook (2007)	11
2. Deon Anthony (2012)	8
3. Tucker Kilcrease (2025)	5
Omar Haugabook (2006)	5
Brandon Silvers (2017, 2014)	5
Matthew Caldwell (2024)	5

• Tucker Kilcrease's five rushing touchdowns lead the Trojans; a Troy quarterback has not led the team in rushing touchdowns since Omar Haugabook's 11 in 2007 (Kenny Cattouse, RB, 7).

• Troy has four players with at least three touchdown receptions -- Ethan Conner, DJ Epps, Tray Taylor, RaRa Thomas -- it's tied for the most players with 3-or-more since the 2019 squad had six different players.

• Tray Taylor became the first Troy receiver to rush for a touchdown and catch a touchdown pass since Kaylon Geiger against Arkansas State on Sept. 28, 2019, when he did so at ULM.

• Peyton Higgins caught three passes at ULM ... all three catches came on third down, all resulted in first downs and all were 3rd-and-long (10 yards, 8 yards, 9 yards).

• Troy has been outrushed in seven straight games, winning five of the seven games; The Trojans had lost the previous nine games when being outrushed. Troy is now 43-109 since 2001, when being outrushed.

• Troy's starting offensive line against ULM featured just one player (Matt Henry) who started the season.

• Troy finished with 13 first downs at ULM, it was the Trojans' fewest first downs in a victory since defeating Marshall, 16-7, on Sept. 24, 2022; the Trojans also had 13 first downs in that game.

• Troy is 5-0 when reaching 20 first downs this season ... the Trojans have won eight of their last nine games when topping the 20-first down mark.

• Troy has won seven of its last eight games when topping the 100-yard rushing mark, including all four games this season.

• Troy's 53 plays of 10-plus yards in the month of October tied for the 28th most in the country, while the 20 plays of 20-plus yards tied for 12th.

• RaRa Thomas has three first down receptions on third-and-long this season (10 or more yards) ... it's tied for the most in the Sun Belt and tied for 11th nationally.

• Tucker Kilcrease's 16 passes of 20-plus yards in October tied for the fifth most in the country, while his seven passes of 30-plus yards tied for the 12th most.

• Troy has been held to less than 200 yards of total offense three in a game this season (112, Memphis; 187, Arkansas State, 138) ... it marks the first time since 2003 that the Trojans have been held to 200 or fewer yards three or more times in a season.

• The Trojans have scored 118 points this season in the fourth quarter and OT through seven games ... Troy has outscored opponents 118-50 in the fourth quarter and OT this season. Troy has a combined 156 points in the first three quarters.

• At Texas State, Tucker Kilcrease completed 30-of-39 passes for 415 yards and five touchdowns; it tied for the second most touchdown passes in a game in program history (Kaleb Barker, six vs. Texas State, 2019) and the seventh most passing yards in a game in program history.

• Tucker Kilcrease's five touchdown passes at Texas State were the most in program history by a player with 400-plus passing yards.

• Tucker Kilcrease was named to the Davey O'Brian Award Great 8 and one of the Allstate Sugar Bowl Manning Stars of the Week plus the Sun Belt Offensive Player of the Week for his performance at Texas State.

• RaRa Thomas caught a touchdown pass in three straight games (Buffalo, USA, Texas State) for the first time since 2021, when he was playing at Mississippi State.

• RaRa Thomas caught his first touchdown in a Troy uniform to pull the Trojans within 17-14 at Buffalo with 5:45 to play in the game. It was his first touchdown catch since Oct. 7, 2023, against Kentucky when he was a member of the Georgia Bulldogs.

• DJ Epps posted career highs in receptions (10), yards (148) and touchdown receptions (2) at Texas State ... it was the 10th most yards in a game in the program's FBS history. He also caught the game-tying two-point conversion at the end of the fourth quarter.

• Troy rushed for 43 yards at Texas State, its fewest in a victory since rushing for 22 yards at Texas State in 2023. It's just the fifth time since Troy moved to FBS that the Trojans won a game when rushing for 45 yards or fewer.

• Troy finished the Texas State game with just one of its original five starting linemen (Matt Henry) after injuries to the other four.

• Tucker Kilcrease rushed for 102 yards on 19 carries against South Alabama becoming the first Troy quarterback to rush for more than 100 yards since Kaleb Barker rushed for 111 yards on five carries against Georgia State in 2018.

• Troy had a season-best seven plays of 20-plus yards against South Alabama; Troy's previous best was four against Nicholls in the opener. Troy added nine plays of 18-plus yards at Texas State.

• Tucker Kilcrease became just the second Troy quarterback since 1995 to pass for more than 200 yards and throw for more than 100 yards in a game when he rushed for 102 yards and passed for 203 yards against South Alabama. He joined Deon Anthony (245 passing yards, 115 rushing yards), who did so against FIU on Oct. 20, 2012.

• Troy's victory over South Alabama was its first when losing the rushing battle since a 35-17 victory over Southern Miss on Nov. 25, 2023. The 48-yard difference was the largest in a Troy victory since Texas State outrushed the Trojans by 139 yards on Oct. 28, 2023. Troy has won just three of its last 14 games when being outrushed.

• Troy had to replace one of the most dynamic rushing-receiving combos in program history with the loss of Devonte Ross (Penn State) and Damien Taylor (Ole Miss).

- The pair became just the third duo in program history to reach the 1,000-yard marks in rushing and receiving in a season -- first since 2012.

• Tae Meadows rushed for 186 yards and a touchdown on 23 carries in the opener ... it ranked as the 19th most in a game in program history and the third-most in a

season opener in program history -- Kimani Vidal 248 yards (Stephen F. Austin, 2023), Shawn Southward (UAB, 2012).

- Goose Crowder opened his career with 117 consecutive attempts without an interception until a deflected ball ended the streak at Clemson.

- At Buffalo, Troy went into the break with just 117 yards of total offense; the Trojans racked up 248 yards in the second half, including 189 yards in their 17-point fourth quarter.

- Troy allowed seven sacks in the win at Buffalo, the most in a Trojan victory in the program's Division I era. It's the most sacks allowed by a FBS team in a victory this season; in fact, last season only three teams won when allowing seven or more sacks in a game.

- Paul Bowling became the first true freshman to start at center in a season opener at Troy since at least 1982 (records prior are incomplete) ... Deontae Crumitie started six games at right guard in 2015, becoming the first true freshman to start on the offensive line.

- Troy's 112 yards of total offense against Memphis were its fewest in the program's Division I history.

- Goose Crowder connected with Mojo Dortch for what would have been a 73-yard touchdown pass on Troy's third offensive play of the game; it was called back as Troy did not have enough men on the line of scrimmage. Crowder was sacked on the next play and left the game with an injury from which he did not return.

- Troy's 144 passing yards against Nicholls were its fewest in a win since the 2022 Cure Bowl win over UTSA, when the Trojans passed for 113 yards.

- Troy's 28-point fourth quarter against Nicholls was its highest scoring quarter since scoring 28 in the fourth quarter of the 2023 Sun Belt Championship Game victory over App State.

QB NOTES

LET LOOSE THE GOOSE

- Now in his third year in the program after transferring from West Virginia, Will "Goose" Crowder is Troy's starting QB for a second straight season after playing in just 11 quarters last season in four games due to injury.

- No Will, Only Goose!! Goose got the nickname from his brother, Michael, when they were younger in honor of their favorite movie, Top Gun.

- Visit TroyTrojans.com/Goose for more about his story.

- Completed 5-of-6 passes on Troy's game-ending drive against Nevada to set up the two-point conversion for the tie, including a 16-yard TD pass to Devonte Ross. The drive was nine plays and covered 75 yards in 1:56.

- Opened against Nevada completing just four of his first 10 attempts, he completed five of his next six and then completed 11 of his final 13, with one of those a drop.

- Suffered a game-ending injury on his 11-yard touchdown run at Memphis. Finished with 16 rushing yards on two carries before leaving the game in the second quarter. Became the first Troy quarterback since Brandon Silvers in 2017 to rush for positive yards in consecutive games;

Crowder rushed for 29 yards on 10 carries against Nevada in the opener.

- Returned against Florida A&M to complete 18-of-25 passes for 295 yards and four touchdowns; also rushed five times for 19 yards.

- Marched Troy down the field on a 13-play drive to open the game and had the Trojans at midfield on the second drive against ULM before suffering what would be a season-ending injury.

- At Gardendale High School, played in the 2020 Alabama/Mississippi All-Star Game, completing 9-of-12 for 152 yards and two touchdowns ... Sports Illustrated All-American finalist.

OFF THE BENCH

- Behind Goose Crowder on the bench are juniors Tucker Kilcrease and Ui Ale and true freshman Jack James.

- Kilcrease is in his fourth year with the program after earning all-state honors at Brantley High School. He started games against Texas State and South Alabama in 2024 after Goose Crowder was injured against ULM.

- Kilcrease came off the bench at Iowa and threw a 62-yard touchdown pass against the Hawkeyes.

- Ale, who's real first name is Uiolevanuseaulaoleolo (that's 21 letters), spent the last two seasons at Houston, where he competed in five games. He began his career at Golden West College and prepped at Carson High School. Ale's father, Arnold Ale, played linebacker at Notre Dame and UCLA and in the NFL for four seasons (New England, Seattle, Kansas City, Denver, San Diego), also played for the Scottish Claymores in NFL Europe.

- James enrolled at Troy in mid-March after completing wrestling season. Played for Troy Hall of Fame quarterback and current offensive analyst Corey Robinson (offensive coordinator). James was named the Kentucky Football Coaches Association Player of the Year after setting the Kentucky career records for touchdowns, yards, attempts and completions ... also won the Kentucky 215-pound wrestling title as a junior.

RB NOTES

- For a second straight season, Troy is having to replace a 1,000-yard rusher.

- Heading into the 2024 season, it was Kimani Vidal who moved onto to the NFL after he finished his Troy career at the top the Troy record book in the following categories:

- Career rushing yards
- Career rushing attempts
- Career rushing yards per game
- Career 100-yard games
- Career 200-yard games
- Single-season rushing
- Single-season 100-yard games
- Single-season 200-yard games
- Single-game rushing yards
- Single-game rushing touchdowns

- Damien Taylor filled the majority of the void in 2024 as he rushed for 1,028 yards and seven touchdowns, while Gerald Green added 545 yards and three touchdowns. The pair combined for seven 100-yard games over the course of the season.

- Taylor transferred to Ole Miss following spring practice,

while Green exhausted his eligibility.

- Troy has had a player top the 1,000-yard mark in three straight seasons -- Damien Taylor (1,010 - 2024), Kimani Vidal (1,661 - 2023), Kimani Vidal (1,132 - 2023).

- It is the first time in program history that Troy has had a 1,000-yard rusher in three straight seasons.

- Troy's three-year streak is the longest active streak in the Sun Belt (only team with a multi-year streak) ... it ranks as the sixth-longest in SBC history and fourth longest among current members.

- Jordan Lovett returns for his third season in the backfield but has yet to complete a full season due to injury. Played in the first two games in 2024 before an injury cost him the next seven.

- Troy brought in veteran Trey Cooley from Georgia Tech out of the transfer portal. Rushed for 1,009 yards and six touchdowns over the course of his career with the Yellow Jackets and Louisville. Played in just two games at Georgia Tech last year due to injury.

- Unfortunately, Cooley suffered a season-ending injury on Tuesday, Aug. 26 at practice.

- Read more about Trey Cooley's story - TroyTrojans.com/cooley.

- Tae Meadows took over the bulk of the carries in the opener after opening the season third on the depth chart. Originally a walk-on, Meadows earned a scholarship during the spring and a depth chart role during fall camp.

- Meadows entered the season with four career carries for 46 yards and a touchdown ... it easily should be two touchdowns, but Meadows elected to slide at the 5-yard line against Southern Miss, with Troy leading 52-20.

WR / TE NOTES

LOST PRODUCTION

- For a third straight season, Troy lost a chunk of its production at the receiver position.

- Heading into the 2023 season, the Trojans lost Tez Johnson and Rajae' Johnson, who combined for 92 catches, 1,576 yards and 11 touchdowns.

- Jabre Barber (75-999, 5 TD), Chris Lewis (32-735, 10 TD) and Deshon Stoudemire (43-569, 1 TD) stepped up in their place in 2023 after none played for Troy in 2024.

- Last season, it was Devonte Ross (76-1043, 11 TD) and Landon Parker (27-350) who filled the void. Ross transferred to Penn State and Parker signed with the Colts following the NFL Draft.

- Internal candidates to fill the roles include Peyton Higgins, who 48 career catches for 560 yards and a pair of touchdowns; Mojo Dortch, who caught two passes in limited action last year and Roman Mothershed, a 6-foot-4 sophomore, who runs 22 MPH.

- The Trojans hit the transfer portal for Georgia's RaRa Thomas and Coastal Carolina's Tray Taylor, who will both need to provide key receptions for the Trojans to be successful.

- Thomas entered 2025 with 85 career receptions for 1,261 yards and 13 touchdowns between his time at

Mississippi State and Georgia, but has not played since 2023 ... his most productive season was in 2022, when he caught 44 passes for 626 yards and seven touchdowns.

- Taylor, just 5-foot-6, spent the 2024 season at Coastal Carolina where he caught 18 passes for 262 yards and a touchdown. He was the 12th ranked JUCO prospect in the class of 2023 coming out of Tyler Junior College. Fastest player on Troy's roster -- clocked at 23.61 MPH.

C-LEW - FROM BREAKOUT TO HEARTBREAK

- Chris Lewis went from one of the breakout players in college football in 2023 to one of the heartbreaking stories of 2024.

- Finished the 2023 season ranked 16th in the country with 10 touchdown catches and led the country averaging 22.97 yards per catch ... Multiple SportsCenter Top 10 catches, including the No. 1 and No. 2 play of the night from his three-touchdown game against South Alabama.

- Learned about a mass in his left knee after Troy's victory over App State in the Sun Belt Championship Game and was diagnosed as an aggressive malignant bone tumor in his left femur before Troy's appearance in the Birmingham Bowl.

- Lewis missed the 2024 season as a result of his 10-week chemotherapy treatment at Children's of Alabama in Birmingham and surgery in the spring 2024 to remove the tumor.

- Lewis announced during this past winter that he would medically retire from football.

- He is still a visible member of the football team, assisting the coaching staff.

Non-QB Touchdown Passes (FBS)

Player	Year	Opponent	Yards
Tez Johnson	2022	Western Kentucky	7
Luke Whittemore	2018	Coastal Carolina	35
John Johnson	2017	Georgia Southern	40
John Johnson	2016	UMass	16
Khary Franklin	2013	Louisiana	6
Jaquon Robinson	2012	Western Kentucky	1
Jerrel Jernigan	2010	North Texas	19
Jason Bruce	2010	South Carolina	25
Jerrel Jernigan	2008	FIU	2
DuJuan Harris	2008	Louisiana	5
Gary Banks	2007	North Texas	22
Jason Samples	2004	Missouri	27
Jason Samples	2003	Marshall	36
Jason Samples	2001	ULM	31

TIGHT END PRODUCTION

- Troy might have one of the deepest tight end rooms in the country, which could easily go five deep.

- Don't be surprised to see Ethan Conner, Jackson Worley, Trae Swartz, Marquis Harris and Fabian Rogosch line up in a game at the position.

- Troy played with multiple tight ends in the game on 50.3 percent of its snaps in 2024 and 15 percent of its snaps with three or more tight ends on the field.

- Three different Troy tight ends caught a touchdown pass in the Trojans' game at Louisiana in 2024 -- Brody Dalton, Trae Swartz and Jackson Worley -- it's the first time in Troy's recorded history three tight ends caught a TD pass in a game.

OL NOTES

THE MOST INTERESTING MAN IN THE WORLD

- Eli Russ has quite the backstory ... his dad was a stunt double for Bill Paxton in Twister, was born on Sept. 11, 2001 and wants to be a blue whale, so he can explore the ocean.

- Enters the 2025 season with 1,567 career snaps played ... has allowed just four sacks in 808 career passing blocking snaps

- Missed games last season Memphis & Iowa due to an injury suffered against Nevada. Returned against Florida A&M and played 47 snaps; didn't allow a pressure or a hurry. Played just 31 snaps against Texas State after suffering a game-ending injury.

- Finished the 2024 season with 554 snaps played (133 at center & 421 at left guard); played 863 snaps in 2023.

- Allowed just one sack in 265 passing plays last season.

- Ranked by 247Sports as the No. 5 player out of Oklahoma and the No. 28 player at his position coming out of high school.

- Allowed just three sacks in 466 pass blocking situations in 2023; three hits and six hurries allowed.

- Did not allow a hit on the quarterback in 11-of-13 games; had six games with a perfect 100 efficiency rating from PFF.

FROM THE COOK ISLANDS TO TROY, ALA.

- Senior Matt Henry didn't open the 2024 season in Troy's starting lineup, but you couldn't keep him out of it by the end of the season.

- Started Troy's final six games and did not allow a sack in 224 passing snaps; played 463 total snaps. Allowed just four hurries, four pressures and no hits on the quarterback.

- Grew up in New Zealand and was raised by his mother, before moving to Australia with his father and eventually sent to the Cook Islands to live with his grandmother.

- Read the full story at TroyTrojans.com/Henry.

BOLWING SET TO MAKE HISTORY

- Paul Bowling made Troy history in the season opener as he became the first true freshman in the program's recorded history to start a season opener at center.

In fact, he's only the second true freshman to ever start an opener on the OL (Deontae Crumitie, 2015).

- How rare is a true freshman starting at center? At the FBS level, only five true freshmen played more than 100 snaps last season and only three had more than 300 snaps.

- He's the only true freshman to start at center in the country so far this season. Only Bowling and Fresno's Brayden Walton (LT) have played more than 50 offensive line snaps as true freshmen.

LONG DRIVE NETS A TOUCHDOWN

Troy's 90-Yard Scoring Drives (FBS 2001-pr.)

Opponent	Year	Yards	Type
Coastal Carolina	2024	99	TD
Florida A&M	2024	98	TD
South Alabama	2023	96	TD
Arkansas State	2023	95	TD
Georgia State	2023	93	FG
Arkansas State	2022	94	TD
Western Kentucky	2022	93	TD
Eastern Kentucky	2020	91	TD
Georgia State	2019	98	TD
Akron	2019	91	TD
Southern Miss	2019	93	TD
Southern Miss	2019	97	TD
Georgia Southern	2018	92	TD
South Alabama	2018	98	TD
ULM	2018	96	TD
North Texas	2017	92	TD
Texas State	2017	90	TD
Akron	2017	97	TD
Alabama State	2017	95	TD
New Mexico State	2016	91	TD
New Mexico State	2015	97	TD
New Mexico State	2015	92	TD
ULM	2014	98	TD
Abilene Christian	2014	90	TD
Duke	2013	91	TD
Arkansas State	2012	91	FG
Tennessee	2012	93	TD
Florida Atlantic	2012	95	FG
Mississippi State	2012	91	TD
UAB	2011	96	TD
Arkansas State	2010	92	TD
Florida Atlantic	2009	90	TD
Western Kentucky	2009	90	TD
FIU	2008	90	TD
Middle Tennessee	2007	91	TD
Georgia	2007	91	TD
Louisiana	2006	94	TD
Missouri	2004	93	TD
Southern Utah	2002	98	TD
UAB	2002	92	TD
Jacksonville State	2001	91	TD

NO PUNTS

- Troy has not punted in a game just twice in its DI history.

- The most recent was a 37-13 victory over South Alabama in 2019. Troy had three turnovers, a missed field goal and scored on seven drives.

- The first was a 34-13 win at Idaho in 2016. Troy had three turnovers, lost the ball on downs once and scored six times.

OL CAREER NUMBERS

Player	Snaps	Passing Snaps	Sacks Allowed
Russ	2,199	1,178	9
Henry	1,204	663	6
Prather	1,182	684	4
Langlo	634	368	1
Bowling	609	358	1
Ash	489	285	6
Cappi	416	251	1
Hudson	392	241	0
Townsend	341	210	5
Gibson	18	4	0
Screws Jr.	10	3	0
Bell	10	5	0

DEFENSE NOTES

TROY IS A TURNOVER MACHINE

• Troy is sixth nationally in forced turnovers since the start of the 2016 season.

1. Clemson	230
2. Alabama	222
3. Memphis	221
4. Notre Dame	219
5. Iowa	216
6. Troy	214

• Troy has forced a turnover in 101 of its last 130 games with multiple turnovers in 64 of those 130 games.

• Troy forced just nine turnovers all of last season, which was the fourth fewest in the country. The Trojans recovered three fumbles and intercepted six passes.

• Troy's nine forced turnovers were the fewest in the program's FBS history ... the previous low was 11 in 2013. The three fumble recoveries was also the fewest in its FBS history, while the six interceptions was tied for the second fewest.

• Troy has forced 14 turnovers this season, the 60th most in the country (Troy ranked 117th prior to forcing four turnovers at ULM, three against ULL and two against A-State).

• Troy ranks ninth nationally in interceptions since the start of the 2016 season.

1. Iowa	150
2. Clemson	143
3. Alabama	138
San Diego State	138
5. Appalachian State	136
6. BYU	135
7. Oregon	134
8. Wisconsin	131
9. Troy	129

• Since 2016, Troy has forced multiple turnovers in 60 games, the 14th most in the country. The Trojans have forced three or more turnovers in 35 games, the second most nationally, and four-plus turnovers in 17 games (first nationally, two more than anyone else).

SACK PARTY

• Troy tied a school FBS record with nine sacks against Coastal Carolina in 2018, against Georgia Southern in 2019 and Southern Miss in 2021.

• The Trojans are ninth nationally since 2017 in sacks.

1. Clemson	373
2. Pittsburgh	352
3. Ohio State	341
Penn State	340
5. Alabama	333
6. Miami (Fla.)	329
7. Marshall	313
8. SMU	310
9. Troy	305
Notre Dame	305

STOPS BEHIND THE LINE

• A breakdown of Troy's top sack games against Sun Belt foes and top tackles for loss games against all opponents.

Troy Sacks in Sun Belt Games

Opponent	Year	Sacks
1. ULM	2023	9
Georgia Southern	2019	9
Coastal Carolina	2018	9
North Texas	2007	9
5. Marshall	2022	7
FIU	2008	7
7. Southern Miss	2023	6
Georgia Southern	2021	6
Idaho	2017	6
South Alabama	2016	6
Middle Tennessee	2010	6
FIU	2009	6
FIU	2006	6
Idaho	2004	6
Florida Atlantic	2004	6

Troy Tackles for Loss (All Games - Since 2001 [FBS])

Opponent	Year	Sacks
1. ULM	2003	18
2. Southern Miss	2021	16
Marshall	2004	16
4. South Alabama	2024	15
North Texas	2003	15
North Texas	2007	15
7. Florida A&M	2018	14
New Mexico State	2015	14
Middle Tennessee	2008	14
Florida Atlantic	2004	14

KEEPING IT LESS THAN 400

• Troy has held its opponents to less than 400 yards per game in eight of the last 10 seasons entering 2025.

• Troy has held 36 of its last 46 opponents to fewer than 400 yards.

• Troy has held opponents to fewer than 400 yards 48 times since the start of the 2021 season, the 12th most in the country ... Troy is 34-14 in those games.

• Troy is 16th since the start of the 2022 season with 38 such games; the Trojans are 29-9 in those games.

Season	Yards Allowed
2025	384.5
2024	366.9
2023	308.3
2022	326.4
2021	337.9
2020	405.1
2019	434.2
2018	347.9
2017	340.1
2016	366.5
2015	391.2
2014	454.0
2013	483.2
2012	443.6
2011	465.0
2010	453.5
2009	424.5
2008	327.5
2007	378.2
2006	337.0

HOLDING THEM UNDER 250

• Troy has held an opponent under 250 yards of total offense 39 times since moving to FBS in 2001 ... The Trojans are 34-5 in those games

Opponents Less than 250 Yards Total Offense (FBS Era)

Opponent	Year	Yards	Score
Nicholls	2025	249	W, 38-20
Georgia Southern	2024	246	W, 28-20
ULM	2024	247	L, 9-13
Arkansas State	2023	203	W, 37-3
Stephen F. Austin	2023	240	W, 48-30
ULM	2022	228	W, 34-16
Southern Miss	2022	205	W, 27-10
Marshall	2022	174	W, 16-7
Southern Miss	2021	156	W, 21-9
Southern	2021	189	W, 55-3
South Alabama	2020	230	W, 29-0
Middle Tennessee	2020	241	W, 47-14
Akron	2019	242	W, 35-7
Campbell	2019	143	W, 43-14
South Alabama	2017	224	L, 8-19
Alabama State	2017	165	W, 34-7
Savannah State	2014	147	W, 66-3
Middle Tennessee	2010	207	W, 42-13
Alcorn State	2008	120	W, 65-0
Western Kentucky	2008	216	W, 17-7
Louisiana	2008	247	W, 48-3
North Texas	2007	205	W, 45-7
Arkansas State	2007	237	W, 27-0
Middle Tennessee	2007	209	W, 45-7
Alabama State	2006	134	W, 38-0
North Texas	2006	230	W, 14-6
Middle Tennessee	2006	203	W, 21-20
FIU	2006	245	W, 26-13
Cal Poly	2005	139	W, 27-10
North Texas	2005	229	W, 13-10
Arkansas State	2005	244	L, 3-9
Marshall	2004	177	W, 17-15
Arkansas State	2004	238	L, 9-13
Florida Atlantic	2004	248	W, 24-6
SE Louisiana	2003	236	W, 28-0
UAB	2002	223	L, 26-27

DEFENSIVE TOUCHDOWNS

• Troy has four defensive touchdowns this season, the third most in the country.

• Troy's four defensive touchdowns are its most since 2020, the last time Troy had five or more was 2015 (5).

2025 Defensive Touchdowns

Team	Int	Fumble	Total
1. Louisiana Tech	5	2	7
Tennessee	3	3	6
3. Troy	3	1	4
Maryland	4	0	4
San Diego State	3	1	4
South Florida	2	2	4
South Carolina	1	3	4
Stanford	1	3	4
Pitt	4	0	4

Defensive Touchdowns Since 2020

Team	Total
1. Ohio St.	21
2. Pittsburgh	20
3. Notre Dame	19
4. Troy	18
Tennessee	18
6. Louisiana Tech	16

DEFENSE QUICK HITTERS

- Troy forced four turnovers -- all in the second half -- in the victory at ULM after not forcing a turnover in its previous three games. The first three turnovers came within a 5-play span for the Warhawks and in nine total plays.

- Troy added three turnovers in the victory over Louisiana -- all interceptions -- and a pair of fumble recoveries against Arkansas State.

- Troy has forced 10 turnovers in its last 18 quarters of play after recording four in the first 26 quarters of the season.

- Troy ranks third in the SBC allowing 25.0 points per game; its the fourth time in the last five seasons that the Trojans have been in the top four:

2025 - 3rd (24.5)
2023 - 1st (17.1)
2022 - 2nd (17.1)
2021 - 4th (26.1)

- Troy ranks fourth in the SBC allowing 371.3 yards per game; its the fifth straight season that the Trojans have been in the top four:

2025 - 4th (384.5)
2024 - 4th (366.9)
2023 - 1st (308.1)
2022 - 3rd (327.0)
2021 - 2nd (337.8)

- Troy has scored 65 points off 14 opponent turnovers this season ... the Trojans have scored points following 11-of-14 turnovers this season.

- Following Kaleno Levine's interception against Louisiana, Troy had forced an turnover on 6-of-11 possessions dating back to the ULM game.

- Troy's three interceptions against Louisiana were its most since picking off Southern Miss three times on Oct. 8, 2022.

- Troy forced Louisiana into a three-and-out on its first possession of the second half, it marked just the second time this season that an opponent hasn't scored on its opening drive after the half and snaps a streak of four straight games in which Troy's opponent opened the second half with points.

- Troy has held opponents to a 48.72 percent touchdown rate in the red zone, the 17th best in the country. Troy has held opponents to a 79.49 success rate in the red zone, the 34th best mark in the country.

- Troy allowed 516 yards of total offense to Georgia State and 574 yards to Texas State; the Trojans have now won two games this season when allowing 500-plus yards. Troy is one of just 11 schools to have multiple wins when allowing 500-plus yards this season. It marks just the second time in the program's Division I history that it's won multiple games in the same season when allowing more than 500 yards (2013).

- Jaquez White broke up a career-high four passes in the victory at ULM, tied for the most by a Trojan defender since at least 1995 -- Reddy Steward (vs. UTSA, 2022), Bryan Willis (at FIU, 2009) and Sherrod Martin (vs. UAB, 2005).

- Donnie Smith is tied for seventh nationally with a full sack in six different games this season. He is tied for 12th

nationally with at least a half tackle for loss in nine games.

- Donnie Smith leads the Sun Belt with seven sacks ... it would be the second time in the last three seasons a Trojan has led the league in sacks (Javon Solomon, 2023, 16).

- Troy has held opponents to fewer than 375 yards in seven games (5-2) this season.

- The Trojans have three or more sacks in 5-of-11 games.

- The Trojans have six or more tackles for loss in 7-of-11 games.

- Since the start of the 2022 season, Troy has held 24 of its 50 opponents (21-3) to 19 points or fewer, the 15th most in the country.

- Troy is tied for 17th since the start of the 2022 season holding opponents to fewer than 300 yards of total offense with 20 such games (17-3).

- Since the start of the 2022 season, Troy has held 38 opponents to fewer than 400 yards (29-9), which is tied for the 16th most in the country.

- Luis Medina ranks 37th among active players with 58 career games played.

- Troy has recorded multiple sacks in 32 games since the start of the 2022 season (25-7), the 30th most in the country. Troy has four or more sacks 17 times (16-1), the seventh most nationally, and five or more sacks 10 times (10-0), the sixth most in the country.

- Troy has forced a three-and-out on 30.2 percent of its opponent possessions (38-of-126).

- Jaquez White is averaging 1.00 passes defended per game, the fifth most in the Sun Belt and 28th most in the country. His nine PBUs are tied for the 21st most in the country.

- Troy had not held an opponent on third-and-1 all season entering the Texas State game (0-for-6) but did so twice against the Bobcats, including in overtime.

- Troy forced Buffalo into a three-and-out on six of the Bulls' 12 possessions, including three straight during the Trojans' comeback in the fourth quarter ... Troy held Buffalo 57 yards over its final four drives of the game, with 46 of those yards coming on the final drive of the game.

- Troy held Arkansas State to just 120 yards of total offense over the final three quarters; the Red Wolves tallied 177 yards in the opening quarter.

- Texas State finished with 574 yards of total offense; it was the fourth most allowed in a Troy victory at the FBS level and most since allowing 606 yards in a 32-25 win at Arkansas State in 2017.

- Texas State rushed for 326 yards, the third most allowed by a Troy team in a victory ... Louisiana (345 yards in 2007) and Navy (328 yards in 2012).

- After allowing 286 yards and 28 points in the first quarter, Troy held Texas State to just 64 yards and three points in the second quarter.

- Troy became just the 40th team since 1995 and ninth since the start of the 2019 season to win (Texas State)

when allowing 40 points, 300 rushing yards and 550 total yards ... the Trojans were just the 19th team to do so on the road.

- Troy allowed 265 rushing yards in the win over South Alabama, it was Troy's first win when allowing 250-plus rushing (non triple option offense) since 2007 -- Army (279 yards, 2022), Charleston Southern (263 yards, 2015), Navy (328 yards, 2012).

- South Alabama's 265 rushing yards were the most allowed by a Troy squad in a win (non triple option offense) since 345 yards by Louisiana on Sept. 22, 2007.

- Devin Lafayette finished the South Alabama game with a career-high 19 tackles. It was tied for the fourth most tackles by a Trojan since 1995 and the most by a Trojan not named Carlton Martial since Brynden Trawick's 20 tackles against Western Kentucky in 2011. Martial (the NCAA's all-time leading tackler) had three 19-plus-tackle games, with one each in 2020, 2021 and 2022.

- Devin Lafayette was named the SBC Defensive Player of the Week for his effort against South Alabama; the most by a Sun Belt player not named Martial or Jason Henderson (ODU) since 2019. His performance tied for the 16th most in conference history.

- Troy held South Alabama to 104 passing yards in the game -- the eighth fewest in South Alabama program history.

- Troy has held multiple opponents to fewer than 250 yards in six straight seasons ... one game into the season, the Trojans have already got one sub-250 game under their belt in 2025.

- Troy is one of just four teams in the country to hold multiple opponents to fewer than 250 yards in each of the last six seasons -- Troy, Alabama, Air Force, Georgia.

- Luke Hodge was named the Sun Belt Defensive Player of the Week after forcing a fumble and breaking a pass that turned into a pick six at Clemson.

- T.J. Thompson intercepted the deflection and returned it four yards for a touchdown; it was Troy's first interception for a touchdown since a 45-yard return by Reddy Steward in 2023. It was Troy's first defensive score since a 10-yard fumble return for a touchdown by Don Callis in the 2023 Sun Belt Championship Game against App State.

- Thompson's touchdown was Troy's first defensive score against a P4 opponent since a LaDarrius Madden interception return at Arkansas in 2011.

- Justin Powe returned the Luke Hodge forced fumble 53 yards ... it was the longest fumble return by a Trojan since a 63-yard return by Chris Pickett against Middle Tennessee on Sept. 24, 2011.

- Troy scored in the second quarter against Memphis after Donnie Smith forced a fumble that was recovered by Taleeq Robbins and returned 15 yards. It marked Smith's first career forced fumble and Robbins' first fumble recovery.

- Troy scored defensive touchdowns in consecutive games for the first time since 2023 ... Chris Rodgers' scoop-and-score against Southern Miss in the regular season finale and Don Callis' scoop-and-score in the Sun Belt Championship game victory over App State.

- Troy held Clemson to 316 yards of total offense, the fewest by a non-Power 4 opponent since South Florida limited the Tigers to 296 yards in 2010 and the fewest at home by a non-P4 opponent since UCF held the Tigers to 292 yards in 2001. The Trojans limited the Tigers to 114 yards and 27 plays in the first half.

- Troy held Clemson to 196 passing yards, the fewest by a Clemson squad since Georgia held it to 142 yards in the 2024 season opener. It was the fewest allowed by a non-Power 4 team since Georgia State held the Tigers to 148 yards in 2014.

- Troy limited Clemson to 3.9 yards per carry (120 yards on 31 carries) ... it's the lowest output against a non-Power 4 team since UConn held Clemson to 3.0 yards per carry (129 yards on 43 carries) in 2021.

- Troy has played 12 quarters at Hancock Whitney Stadium and have yielded a touchdown to South Alabama in just one of those quarters in its own stadium.

DL / BANDITS NOTES

BANDIT USUALLY AMONG SUN BELT BEST

- Troy's bandit position has produced some of the best the Sun Belt has to offer.

- Troy's bandit has been named to the All-Sun Belt First Team in six of the last 10 seasons and earned all-conference honors 10 times, including both bandits earning honors in 2020, 2021, 2022 and 2023.

- Rashad Dillard was named the Sun Belt Defensive Player of the Year in 2016, and Javon Solomon led the country in sacks in 2023.

D-LINE QUICK HITTERS

- Troy's defensive front will be one of the most experienced and deepest in the Group of Five and Sun Belt.

- Troy's projected two deep across the front four are loaded with juniors and seniors led by Luis Medina, who enters the 2025 season with 47 career games under his belt, including 16 starts for the Trojans.

- Read more about Medina's story at TroyTrojans.com/medina.

- Troy went out and beefed up its line with the additions of Elijah Davis (South Carolina) and Taleeq Robbins (Houston/Ole Miss); both of who are expected to start the opener.

- Kam Curry, Julian Peterson and Jamel Fils-Aime combined to start 15 games last season and find themselves in back up roles entering the 2025 campaign.

- Fils-Aime is the brother of former Troy WBB player Tia Fils-Aime, who helped lead the Trojans to a pair of Sun Belt Tournament titles and NCAA Tournament appearances.

LB NOTES

LINEBACKER QUICK HITTERS

- The heart and soul of Troy's defense is weakside linebacker Jordan Stringer (J-Rock) ... he entered 2024 with the longest starting streak (18 games) of any offensive or defensive player on the roster.

- Stringer has led the Trojans in tackles each of the last two seasons.

- Steve Cattledge, who joined Troy as the nation's No. 10 overall junior college recruit (#2 LB) by On3.com coming out of EMCC in 2023, is projected as the other starter. As a sophomore, he led all of JUCO with 120 total tackles, including 21 tackles for loss and 10 sacks.

- The Trojans didn't hit the portal market for a linebacker with a stable of young backers to pull from with TJ Thompson, Luke Hodge and Keyshawn Campbell leading the way.

SECONDARY NOTES

LOT OF NEW FACES - PART TWO

- Same position ... same headline as 2024.

- Troy's secondary has been almost a complete rebuild for a second straight season with new starters at both cornerback positions and at one of the safety spots. Only Justin Powe returns among the tradition four backfield spots, with Devin Lafayette back at spear (hybrid linebacker/safety).

- Read more about Devin Lafayette's story at TroyTrojans.com/Lafayette.

- Troy had new starters at all five defensive back positions last season.

- Troy brought in a pair of transfers to lockdown the edge in Missouri State's Kaleno Levine and Washburn (DII) transfer Jaquez White.

- At safety, Georgia transfer David Daniel-Sisavanh (sis-uh-VAUGHN), who played in 34 career games for the Bulldogs, will start alongside Justin Powe.

- A pair of redshirt freshmen have also forced their way into the conversation at the position in Rondell Carter and Joe Lott.

NO THIRD DOWNS FOR YOU

- Troy has held five opponents without a third-down conversion since moving to the FBS ranks.

South Alabama	2023	0-for-10
LSU	2017	0-for-9
Arkansas State	2007	0-for-13
North Texas	2006	0-for-13
Florida Atlantic	2002	0-for-12

SPECIAL TEAMS NOTES

SPECIAL TEAMS QUICK HITTERS

- Scott Taylor Renfroe connected on 19-of-24 field goals in 2023, the sixth-best percentage in a season in Troy history, and finished the 2024 season 11-for-13.

- With 10 field goals this season, Scott Taylor Renfroe ranks 47th among active kickers with a career 79.6 percent field goal percentage.

- Scott Taylor Renfroe ranks 52nd among active players averaging 5.7 points per game in his career and 37th with 39 career field goals made.

- Scott Taylor Renfroe has made three or more field goals in four games during his career, the second most by a Trojan since at least 1995 (Tyler Sumpter, 5) ... it's the 15th-most in SBC history.

- In 2023, Renfroe finished one field goal shy of tying Sam Glusman for the single-season school record and was one point shy of Glusman's single-season record for points (108).

- Renfroe tied a school record with his four made field goals at Army in 2023; Greg Whibbs also made four against Florida Atlantic in 2007.

- Colton Walls, son of former Trojan Lee Walls, returns as Troy's long snapper for the second straight season. He was a two-year member of the Troy Baseball team.

- The elder Walls is a member of Troy's Alabama State Trooper detail and was an offensive lineman and long snapper for the Trojans from 1998-02.

- Evan Crenshaw takes over the punting duties for the Trojans after backing up Robert Cole last season. Crenshaw started two seasons at Coastal Carolina, and kicked against Troy in the 2022 Sun Belt Championship Game at The Vet.

CRENSHAW BREAKOUT

- Evan Crenshaw has played well enough to deserve his own breakout note section.

- Has been named to the Ray Guy Award Great 8 in three different weeks this season -- Buffalo (national punter of the week) and ULM.

- Troy ranks third in the country in net punting, 44.30 yards per punt.

- Crenshaw has 20 punts of 50-plus yards and 22 punts downed inside the 20-yard line; he has punted 52 times. Last season, Troy had just one punt that topped the 50-yard mark and 11 punts downed inside the 20-yard line.

- Evan Crenshaw boomed his first punt of the season 57 yards, the second longest of his career. He had a 67-yard punt in 2023 against Georgia Southern while playing for Coastal Carolina.

- At Buffalo, Crenshaw added a 62-yard punt to make that he new second-longest kick and then added a 58-yard boot against South Alabama.

- Named the Ray Guy National Punter of the Week and Sun Belt Punter of the Week for his work against Buffalo.
 - Punted five times in Troy's come-from-behind victory, averaging 52.2 yards per punt.

- Three of his five kicks traveled 50-plus yards, and three were downed inside the Bulls' 20-yard

line. Crenshaw's shortest kick of the game was a 43-yard boot, which was downed at the 8-yard line

- His biggest kick of the night set up Troy's game-winning touchdown. He booted 53-yard punt that went out of bounds at the 10-yard line.
- Again named to the Ray Guy Award Ray's 8 for his work against South Alabama -- three punts, 47.7 average and three inside the 20-yard line.
- Evan Crenshaw averaged 54.0 yards per punt on his three attempts against Nicholls, it was fourth-best average by a Troy punter since at least 1995 with at least three attempts in a game.
- Against Memphis, Crenshaw had a busy day.
 - Punted 11 times for 530 yards, which is the 23rd most punting yards by a player in a game since 1995 and the most in Troy program history.
 - Averaged 48.2 yards on his 11 punts, with five punts inside the 20-yard line and five punts of 50-plus yards.
 - His 48.2-yard per punt average was the 23rd-highest by a player with at least 10 punts since at least 1995.

LONG WAY FROM HOME

- Troy's kickoff specialist was a late arriver to camp last season (Aug. 21) but he had a pretty good excuse ... Paddy McAteer had to secure a Visa and a plane ticket from Ireland to arrive on campus.
- McAteer first kicked an American football in April 2024. He took a five-day trip to Ohio in June with Ireland's top American kicking coach, Tadhg (Tag) Leader, and the rest is history.
- Was attending St. Mary's University in Belfast, Ireland, focusing on religious studies and played for Mullaghbawn (mul-uh-bawn) CLG (Gaelic Football Club). Mullaghbawn is a town of approx. 200 people.
- Gaelic Football is a cross between soccer and rugby, which is the national sport of Ireland.
- Dad, Francie, was a three-time Ireland National Boxing Champion.
- Last season, ranked as the No. 16 KOS in the country by PFF with an 87.9 grade (min. 60 kickoffs) ... 39 of his 61 kickoffs were touchbacks and he ranked 12th nationally, averaging 68.5 yards per kick.
- Has touchbacks on 28-of-52 kickoffs this season.
- Named the Sun Belt Special Teams Player of the Week after kicking a 53-yard field goal (tied for longest in program history) and executing an onside kick in Troy's comeback (down 28-7) win at Texas State.

FBS ERA DEFENSIVE TOUCHDOWNS

Year	Player	Type	Yards	Opponent
2025	Jaquez White	Interception	30	Louisiana
2025	Joe Lott	Interception	53	ULM
2025	Taleeq Robbins	Fumble	15	Memphis
2025	T.J. Thompson	Interception	4	Clemson
2024	Ian Conerly-Goodley	Interception	31	Southern Miss
2023	Don Callis	Fumble	10	App State
2023	Chris Rodgers	Fumble	40	Southern Miss
2023	Reddy Steward	Interception	45	Stephen F. Austin
2022	Reddy Steward	Interception	67	Arkansas State
2022	Antonio Showers	Fumble	13	ULM
2022	Buddha Jones	Fumble	23	Marshall
2021	KJ Robertson	Interception	31	South Alabama
2021	Keyshawn Swanson	Interception	33	Texas State
2021	Zion Williams	Interception	19	Southern
2020	Dell Pettus	Interception	44	Georgia Southern
2020	Darrell Starling	Fumble	20	Arkansas State
2020	Reddy Steward	Interception	35	Georgia State
2020	Shakel Brown	Fumble	21	Georgia State
2019	Carlton Martial	Interception	64	Texas State
2019	Will Sunderland	Interception	29	South Alabama
2018	Tron Folsom	Interception	53	Florida A&M
2017	Marcus Jones	Interception	100	Arkansas State
2017	Blace Brown	Interception	53	Boise State
2015	Demetrius Cain	Fumble	17	Louisiana
2015	Demetrius Cain	Fumble	19	Georgia Southern
2015	LaMarcus Farmer	Interception	55	ULM
2015	Darrin Reddick	Fumble	27	ULM
2015	Rashad Dillard	Fumble	33	at New Mexico State
2014	Montres Kitchens	Interception	28	at Idaho
2013	Eli Canton	Interception	78	Savannah State
2013	Camren Hudson	Interception	65	Louisiana
2012	Brynden Trawick	Interception	70	Arkansas State
2011	LaDarrius Madden	Interception	53	at Arkansas
2011	Chris Pickett	Fumble	63	Middle Tennessee
2011	Tony Davis	Fumble	29	at FIU
2009	Boris Lee	Interception	30	ULM
2008	Jorrick Calvin	Fumble	17	vs. Southern Miss
2008	Terence Moore	Interception	28	at LSU
2007	Chris Braswell	Fumble	16	at Western Kentucky
2007	Boris Lee	Fumble	1	at Arkansas State
2007	Boris Lee	Interception	28	ULM
2007	Elbert Mack	Interception	39	Louisiana
2004	Derrick Ansley	Interception	16	Middle Tennessee
2004	Robby Farmer	Interception	29	Middle Tennessee
2004	Leverne Johnson	Interception	24	Idaho
2004	Johnny Faulk	Fumble	79	Idaho
2004	Leodis McKelvin	Interception	71	Utah State
2003	Derrick Ansley	Interception	70	Marshall
2002	Johnny Faulk	Interception	34	Florida A&M
2001	David Philyaw	Fumble	8	at ULM
2001	Rayshun Reed	Interception	26	Cal State Northridge
2001	Rayshun Reed	Interception	73	Mississippi State

FBS ERA SPECIAL TEAMS TOUCHDOWNS

Year	Player	Type	Yards	Opponent
2024	Devonte Ross	Punt Return	77	Iowa
2019	Reggie Todd	Kickoff Return	69	Southern Miss
2018	Marcus Jones	Kickoff Return	96	Coastal Carolina
2018	Cedarius Rookard	Punt Return	58	Nebraska
2017	Marcus Jones	Kickoff Return	99	Arkansas State
2017	Marcus Jones	Kickoff Return	87	Coastal Carolina
2017	Marcus Jones	Kickoff Return	91	Coastal Carolina
2016	Jabir Daughtry-Frye	Kickoff Return	100	New Mexico State
2016	Demetrius Cain	Punt Return (Blocked)	15	New Mexico State
2015	Teddy Ruben	Punt Return	64	Charleston Southern
2014	Chandler Worthy	Kickoff Return	89	New Mexico State
2014	Chandler Worthy	Kickoff Return	99	Appalachian State
2013	K.D. Edenfield	Punt Return (Blocked)	11	ULM
2010	Jerrel Jernigan	Punt Return	75	Louisiana
2010	Jerrel Jernigan	Kickoff Return	100	at Oklahoma State
2009	Bryan Willis	Kickoff Return	38	Louisiana
2008	Jorrick Calvin	Blocked Field Goal	65	Louisiana
2008	Jorrick Calvin	Kickoff Return	95	at North Texas
2007	Leodis McKelvin	Punt Return	52	North Texas
2007	Leodis McKelvin	Punt Return	84	at FIU
2007	Leodis McKelvin	Punt Return	74	Oklahoma State
2006	Leodis McKelvin	Punt Return	48	at FIU
2005	Leodis McKelvin	Kickoff Return	100	at South Carolina
2005	Leodis McKelvin	Punt Return	73	UAB
2004	Leodis McKelvin	Punt Return	64	Florida Atlantic
2004	Leodis McKelvin	Punt Return	60	Idaho
2001	Demontray Carter	Kickoff Return	94	Southern Utah

GAME TWELVE | RECORDS

CAREER RECORDS

MOST POINTS SCORED

Player	PAT	FG	TD	Tot
1. Ted Clem (1984-87)	166	48	-	310
2. Greg Whibbs (2003-07)	134	50	-	284
3. Jordan Chunn (2013-17)	-	-	47	282
4. Lawrence Tynes (1997-2000)	111	44	-	273
5. Danny Grant (1966-69)	-	-	45	270
6. Ollie Quass (1992-95)	158	31	-	251
7. Tyler Sumpter (2017-19)	125	39	-	242
8. Scott Taylor Renfro (2022-pr.)	116	38	-	233

PAT MADE

Player	ATT	MADE
1. Ted Clem (1984-87)	170	166
2. Ollie Quass (1992-95)	161	158
3. Greg Whibbs (2003-07)	141	134
4. Tyler Sumpter (2017-19)	125	125
5. Michael Taylor (2009-11)	130	122
6. Scott Taylor Renfro (2022-pr.)	119	116

PATs ATTEMPTED

Player	MADE	ATT
1. Ted Clem (1984-87)	166	170
2. Ollie Quass (1992-95)	158	161
3. Greg Whibbs (2003-07)	134	141
4. Michael Taylor (2009-11)	122	130
5. Tyler Sumpter (2017-19)	125	125
Scott Taylor Renfro (2022-pr.)	116	119

PATs PERCENTAGE (min 20 attempts)

Player	MADE	ATT	Pct.
1. Ryan Kay (2013-16)	78	78	1.000
Tyler Sumpter (2017-19)	125	125	1.000
3. Lawrence Tynes (1997-2000)	111	113	.982
4. Ollie Quass (1992-95)	158	161	.981
5. Jed Solomon (2012-15)	42	43	.977
6. Ted Clem (1984-87)	166	170	.976
7. Evan Legassey (2017-20)	39	40	.975
Scott Taylor Renfro (2022-pr.)	116	119	.975
9. Rusty Adams (1979)	28	29	.966
10. Brooks Buce (2021-22)	73	76	.961

FIELD GOALS MADE

Player	ATT	MADE
1. Greg Whibbs (2003-07)	71	50
2. Ted Clem (1984-87)	78	48
3. Lawrence Tynes (1997-2000)	57	44
4. Tyler Sumpter (2017-19)	51	39
Scott Taylor Renfro (2022-pr.)	49	39

FIELD GOALS ATTEMPTED

Player	MADE	ATT
1. Ted Clem (1984-87)	48	78
2. Greg Whibbs (2003-07)	50	71
3. Lawrence Tynes (1997-2000)	44	57
4. Tyler Sumpter (2017-19)	39	51
5. Michael Taylor (2009-11)	36	50
Ollie Quass (1992-95)	31	50
7. Scott Taylor Renfro (2022-24)	39	49

FIELD GOAL PERCENTAGE (min 15 attempts)

Player	MADE	ATT	Pct.
1. Randy Hicks (1969-71)	16	16	1.000
2. Brooks Buce (2021-22)	25	28	.893
3. Scott Taylor Renfro (2022-24)	39	49	.796
4. Jed Solomon (2012-15)	15	19	.789
5. Will Scott (2012-13)	28	36	.778
6. Lawrence Tynes (1997-2000)	44	57	.772
7. Tyler Sumpter (2017-19)	39	51	.765
8. Matt Huerkamp (1996)	18	24	.750
9. Ryan Kay (2013-16)	29	39	.744
10. Michael Taylor (2009-11)	36	50	.720

ASSISTED TACKLES

Player	Tackles
1. Carlton Martial (2018-22)	322
2. Gerrick Pimienta (1985-88)	256
3. Robert Bradley (1982-85)	208
4. Steve Stringfellow (1978-81)	182
5. Anthony Rabb (1996-99)	172
6. Naazir Yamini (1999-2002)	153
7. Bryan Hubbard (1985-88)	152
8. Osi Umenyiora (1999-2002)	150
9. Jordan Stringer (2021-pr.)	147

SEASON RECORDS

Average Yards/Punt (min 20 att.)

Player	Avg.
1. Evan Crenshaw, 2025	47.00
2. Jack Martin, 2020	46.12
3. Tyler Sumpter, 2018	45.13
4. Will Scott, 2013	44.54
5. Sim Byrd, 1968	44.38
6. Thomas Olmsted, 2004	43.05
7. Luke Magliozzi, 2021	42.52
8. Thomas Olmsted, 2003	42.36
9. David Cooper, 1969	42.31
10. Robert Cole, 2023	42.27

Fewest Yards Per Kickoff Return Allowed

Year	Yards
1. 2021	17.25
2. 2001	17.26
3. 2015	17.50
4. 2022	17.61
5. 2025	17.63
6. 2016	17.69
7. 1994	17.83
8. 2019	17.85
9. 2008	17.90
10. 1999	18.02

FIELD POSITION

Opponent	TROY (Regulation)			
	No. of Drives	Avg. Start	Inside RZ	Past 50
Nicholls	10	Own 35	3	7
Clemson	10	Own 26	1	6
Memphis	12	Own 18	1	1
Buffalo	12	Own 32	4	7
South Alabama	11	Own 28	3	9
Texas State	11	Own 28	6	8
ULM	10	Own 45	5	7
Louisiana	9	Own 29	4	6
Arkansas State	13	Own 31	2	3
Old Dominion	13	Own 35	1	3
Georgia State	13	Own 29	2	7
Southern Miss				
Total	124	Own 30.5	32	64

Opponent	Opponents (Regulation)			
	No. of Drives	Avg. Start	Inside RZ	Past 50
Nicholls	10	Own 26	2	4
Clemson	10	Own 35	3	7
Memphis	12	Own 28	3	7
Buffalo	12	Own 22	1	4
South Alabama	11	Own 31	2	6
Texas State	10	Own 22	4	9
ULM	12	Own 22	4	7
Louisiana	11	Own 31	4	7
Arkansas State	11	Own 40	5	7
Old Dominion	13	Own 31	5	10
Georgia State	14	Own 28	5	10
Southern Miss				
Total	112	Own 28.4	39	78

DRIVE STATISTICS

Opponent	No.	TROY					
		3 & Out	Pct.	Score	Pct.	TD	Pct.
Nicholls	10	1	10.0	6	60.0	5	50.0
Clemson	10	3	30.0	2	20.0	1	10.0
Memphis	12	6	50.0	0	0.0	0	0.0
Buffalo	12	3	25.0	3	25.0	3	25.0
South Alabama	11	1	9.1	5	45.5	4	36.4
Texas State	11	3	27.3	8	72.7	6	54.5
ULM	10	2	20.0	6	60.0	3	30.0
Louisiana	9	1	11.1	4	44.4	4	44.4
Arkansas State	13	5	38.5	2	15.4	1	7.7
Old Dominion	13	4	30.8	0	0.0	0	0.0
Georgia State	13	4	30.8	5	38.5	4	30.8
Southern Miss							
Total	124	33	26.6	41	33.1	31	25.0

Opponent	No.	Opponents					
		3 & Out	Pct.	Score	Pct.	TD	Pct.
Nicholls	10	3	30.0	4	40.0	2	20.0
Clemson	10	2	20.0	5	50.0	3	30.0
Memphis	12	2	16.7	4	33.3	4	33.3
Buffalo	12	6	50.0	3	25.0	2	12.5
South Alabama	11	4	36.4	4	36.4	3	27.3
Texas State	10	2	20.0	7	70.0	5	50.0
ULM	12	4	33.3	2	16.7	2	16.7
Louisiana	11	4	36.4	5	45.5	2	18.2
Arkansas State	11	4	36.4	5	45.5	2	18.2
Old Dominion	13	4	30.8	6	46.2	4	30.8
Georgia State	14	3	21.4	4	28.6	2	14.3
Southern Miss							
Total	126	38	30.2	49	38.9	31	24.6

IN THE RED ZONE

Opponent	TROY				
	Times in RZ	TD	TD Pct.	FG	Score Pct.
Nicholls	3	2	66.7	1	100
Clemson	1	0	0.0	1	100
Memphis	1	0	0.0	0	0.0
Buffalo	4	3	75.0	0	75.0
South Alabama	3	2	66.7	1	100
Texas State	6	5	83.3	1	100
ULM	5	2	40.0	2	80.0
Louisiana	4	4	100	0	100
Arkansas State	2	1	50.0	0	50.0
Old Dominion	1	0	0.0	0	0.0
Georgia State	2	1	50.0	1	100
Southern Miss					
Total	32	20	62.5	7	84.4

Opponent	Opponents				
	Times in RZ	TD	TD Pct.	FG	Score Pct.
Nicholls	2	1	50.0	1	100
Clemson	3	1	33.3	2	100
Memphis	3	3	100	0	100
Buffalo	1	1	100	0	100
South Alabama	2	1	50.0	0	50.0
Texas State	5	3	60.0	1	80.0
ULM	4	2	50.0	0	50.0
Louisiana	4	1	25.0	3	100
Arkansas State	5	2	40.0	2	80.0
Old Dominion	5	2	40.0	2	80.0
Georgia State	5	2	40.0	1	60.0
Southern Miss					
Total	39	19	48.7	12	79.5

3RD DOWN AND ...

Yards	TROY												Total
	NICH	CLEM	MEM	BUF	USA	TXST	ULM	LA	ASU	ODU	GSU	USM	
1	3-3	1-1	0-0	2-2	1-3	1-1	1-1	3-3	1-2	1-1	2-3		16-20
2-3	1-2	0-0	1-1	3-5	1-1	2-3	0-2	2-2	0-2	1-3	2-4		13-25
4-6	3-5	0-4	1-1	4-5	2-4	1-4	1-3	2-3	0-3	0-2	3-5		17-39
7-9	1-2	3-5	0-4	1-3	1-2	0-0	2-5	1-1	0-1	0-2	1-2		10-27
10-14	1-1	0-1	2-4	0-4	0-4	1-4	1-1	1-4	3-6	0-2	3-5		12-36
15+	0-2	1-2	0-5	0-2	0-1	0-2	0-1	0-0	1-3	0-3	0-1		2-22
4+	5-10	4-12	3-14	5-14	3-11	2-10	4-10	4-8	4-13	0-9	7-13		42-124
7+	2-5	4-8	2-13	1-9	1-7	1-6	3-7	2-5	4-10	0-7	4-8		24-87
10+	1-3	1-3	2-9	0-6	0-5	1-6	1-2	1-5	4-9	0-5	3-6		14-59
Total	9-15	5-13	4-15	10-21	5-15	5-14	5-13	9-13	5-17	2-13	11-20		70-169

Yards	Opponents												Total
	NICH	CLEM	MEM	BUF	USA	TXST	ULM	LA	ASU	ODU	GSU	USM	
1	0-0	0-0	2-2	1-1	3-3	2-4	1-1	1-1	0-1	2-4	1-2		13-19
2-3	2-3	3-6	2-3	0-2	2-3	1-3	1-2	3-4	0-0	0-2	0-1		14-29
4-6	1-3	1-3	1-3	3-6	1-3	3-3	2-4	2-4	3-8	1-5	0-3		18-46
7-9	0-2	1-1	1-5	0-1	2-7	3-5	1-3	1-3	0-1	0-0	0-2		9-30
10-14	1-1	0-1	0-1	2-7	0-0	1-2	0-3	0-2	0-1	2-4	2-4		8-26
15+	0-2	0-1	0-1	0-0	0-1	0-0	0-0	0-1	1-2	0-0	0-2		1-10
4+	2-8	2-6	2-10	5-14	3-11	7-10	3-10	3-10	4-12	3-9	2-11		36-111
7+	1-5	1-3	1-7	2-8	2-8	4-7	1-6	1-4	2-4	2-4	2-8		18-66
10+	1-3	0-2	0-2	2-7	0-1	1-2	0-3	0-3	1-3	2-4	2-6		9-36
Total	4-11	5-12	6-15	6-17	8-17	10-17	5-13	7-15	4-13	5-15	3-14		63-159

NICHOLLS GAME

Plays	Yards	Time	Result
8	20	3:57	Punt
3	3	1:22	Punt
3	4	3:00	Punt
9	34	4:47	Downs
9	70	1:08	*TOUCHDOWN
11	66	6:23	*FIELD GOAL
10	58	4:33	*TOUCHDOWN
7	66	2:23	*TOUCHDOWN
1	47	0:09	*TOUCHDOWN
5	44	2:13	*TOUCHDOWN
1	-1	0:27	End of half

CLEMSON GAME

Plays	Yards	Time	Result
5	75	2:54	*TOUCHDOWN
6	14	3:57	Punt
3	4	0:51	Interception
7	13	2:24	*FIELD GOAL
6	28	2:55	Punt
9	42	4:11	Missed FG
2	0	0:50	Interception
3	5	0:59	Interception
16	41	8:41	Downs
8	34	5:17	Punt

MEMPHIS GAME

Plays	Yards	Time	Result
3	2	1:33	Punt
3	1	1:26	Punt
6	32	2:34	Punt
3	2	0:54	Punt
3	-6	2:04	Punt
6	9	1:41	Punt
4	15	1:47	Punt
3	3	0:52	Punt
6	6	3:11	Punt
4	3	1:49	Punt
3	-3	1:39	Punt
11	73	3:35	Interception

BUFFALO GAME

Plays	Yards	Time	Result
3	2	2:01	Punt
3	-3	1:56	Punt
8	19	4:15	Punt
9	35	4:42	Fumble
5	11	1:59	Punt
10	18	1:49	End of half
6	28	2:59	Downs
5	46	2:41	Interception
14	75	4:33	*TOUCHDOWN
7	66	2:34	*TOUCHDOWN
3	-1	1:14	Punt
9	50	1:48	*TOUCHDOWN
1	-1	0:03	End of half

SOUTH ALABAMA GAME

Plays	Yards	Time	Result
10	82	4:48	*TOUCHDOWN
9	41	4:27	Interception
8	29	4:26	Punt
4	-2	1:32	Missed FG
4	65	1:07	*TOUCHDOWN
1	13	0:09	Fumble
3	9	1:58	Punt
7	75	3:12	*TOUCHDOWN
12	67	7:03	*FIELD GOAL
4	14	0:37	Punt
3	7	0:18	End of half
3	25	0:00	*TOUCHDOWN

TEXAS STATE GAME

Plays	Yards	Time	Result
3	3	1:41	Punt
3	0	0:51	Punt
3	75	1:17	*TOUCHDOWN
15	75	7:34	*TOUCHDOWN
3	5	0:47	Punt
8	30	1:11	*FIELD GOAL
7	75	3:33	*TOUCHDOWN
6	30	3:23	*FIELD GOAL
13	75	6:00	*TOUCHDOWN
9	75	2:42	*TOUCHDOWN
5	25	0:00	*TOUCHDOWN

ULM GAME

Plays	Yards	Time	Result
6	68	2:24	*TOUCHDOWN
11	56	5:20	*FIELD GOAL
7	15	3:33	Punt
5	80	2:48	*TOUCHDOWN
3	-14	1:55	Punt
9	43	4:12	*FIELD GOAL
1	11	0:08	*TOUCHDOWN
4	7	0:59	*FIELD GOAL
6	32	3:06	Downs
3	2	1:49	Punt
1	-1	0:27	End of half

LOUISIANA GAME

Plays	Yards	Time	Result
11	67	5:53	*TOUCHDOWN
13	45	5:42	Missed FG
1	0	0:10	Interception
8	54	4:14	Downs
2	26	0:42	*TOUCHDOWN
5	3	0:57	Punt
11	69	5:29	*TOUCHDOWN
4	9	1:34	Punt
7	75	4:13	*TOUCHDOWN
2	-3	1:12	End of half

ARKANSAS STATE GAME

Plays	Yards	Time	Result
6	19	2:24	Punt
1	-6	0:05	Fumble
3	5	1:33	Punt
10	57	4:50	Downs
3	-2	1:37	Punt
5	18	2:39	Downs
3	-10	1:40	Punt
8	10	2:58	*FIELD GOAL
3	-8	2:06	Punt
5	17	3:05	Punt
7	45	3:24	*TOUCHDOWN
5	18	2:32	Interception
10	14	2:25	Downs

OLD DOMINION GAME

Plays	Yards	Time	Result
1	3	0:10	Fumble
4	18	2:53	Punt
6	18	3:23	Downs
6	4	3:40	Punt
6	16	2:57	Punt
3	-1	0:56	Punt
3	14	0:30	Missed FG
3	9	2:02	Punt
2	0	0:43	Interception
4	1	2:42	Punt
5	17	1:43	Punt
5	26	2:04	Downs
7	19	3:41	Downs
3	-6	1:54	End of half

GEORGIA STATE GAME

Plays	Yards	Time	Result
11	46	5:38	Downs
4	19	2:43	Punt
3	0	0:16	Punt
13	65	6:06	*FIELD GOAL
6	22	2:33	Punt
4	45	0:22	*TOUCHDOWN
2	43	0:26	Fumble
8	73	2:24	*TOUCHDOWN
3	-5	1:36	Punt
9	49	3:08	*TOUCHDOWN
6	70	2:19	*TOUCHDOWN
3	-7	0:58	Punt
3	-6	1:04	Punt
1	-1	0:16	End of half

GAME OPENING DRIVES

Game	Troy Result / Yards	Opponent Result / Yards
Nicholls	Punt / 20	Punt / 27
Clemson	TD / 75	Punt / 5
Memphis	Punt / 2	TD / 65
Buffalo	Punt / 2	Punt / 24
South Alabama	TD / 82	Punt / 10
Texas State	Punt / 3	TD / 55
ULM	TD / 68	Punt / 3
Louisiana	TD / 67	TD / 75
Arkansas State	Punt / 19	TD / 80
Old Dominion	Fumble / 3	Downs / 59
Georgia State	Downs / 46	Punt / 8
Southern Miss		

2ND HALF OPENING DRIVES

Game	Troy Result / Yards	Opponent Result / Yards
Nicholls	FG / 66	TD / 75
Clemson	Int / 0	TD / 75
Memphis	Punt / 15	Punt / 28
Buffalo	Downs / 28	TD / 53
South Alabama	Fumble / 13	FG / 13
Texas State	TD / 75	TD / 70
ULM	Punt / 3	TD / 75
Louisiana	TD / 69	Punt / 9
Arkansas State	Punt / -8	FG / 61
Old Dominion	Punt / 9	Downs / 77
Georgia State	Fumble / 43	Punt / 6
Southern Miss		

TROY DRIVES

Opponent	Drives	TD	FG	MFG	Punt	TO	TOD
Nicholls	10	5	1	0	3	0	1
Clemson	10	1	1	1	3	3	1
Memphis	12	0	0	0	11	1	0
Buffalo	12	3	0	0	5	2	1
South Alabama	11	4	1	1	3	2	0
Texas State	11	6	2	0	3	0	0
ULM	10	3	3	0	3	0	1
Louisiana	9	4	0	1	2	1	1
Arkansas State	13	1	1	0	6	2	3
Old Dominion	13	0	0	1	7	2	3
Georgia State	13	4	1	0	6	1	1
Southern Miss							

OPPONENT DRIVES

Opponent	Drives	TD	FG	MFG	Punt	TO	TOD
Nicholls	10	2	2	0	4	1	1
Clemson	10	3	2	0	3	2	0
Memphis	12	4	0	0	6	1	1
Buffalo	12	2	1	0	8	0	1
South Alabama	11	3	1	0	5	0	2
Texas State	10	5	2	1	1	0	1
ULM	12	2	0	1	3	4	2
Louisiana	11	2	3	0	3	3	0
Arkansas State	11	2	3	1	4	1	0
Old Dominion	13	4	2	1	3	0	3
Georgia State	14	2	2	1	4	1	4
Southern Miss							

TROY OFFENSIVE SCORING DRIVES

Opponent	Plays	Net Yards	TOP	Quarter	Scoring Play
Nicholls	9	70	1:08	2	Crowder 27-yard pass to Mothershed
Nicholls	11	66	6:23	3	Renfroe 24-yard field goal
Nicholls	10	58	4:33	4	Crowder 16-yard run
Nicholls	7	66	2:23	4	Crowder 28-yard pass to Taylor
Nicholls	1	47	0:09	4	Meadows 47-yard run
Nicholls	5	44	2:13	4	Crowder 5-yard pass to Conner
Clemson	5	75	2:54	1	Crowder 44-yard pass to Taylor
Clemson	7	13	2:24	1	Renfroe 37-yard field goal
Buffalo	14	75	4:33	4	Kilcrease 6-yard run
Buffalo	7	66	2:34	4	Kilcrease 10-yard pass to Thomas, R.
Buffalo	9	50	1:48	4	Meadows 20-yard run
South Alabama	10	82	4:48	1	Kilcrease 34-yard run
South Alabama	4	65	1:07	2	Kilcrease 25-yard pass to Thomas, R.
South Alabama	7	75	3:12	3	Kilcrease 11-yard pass to Epps
South Alabama	12	67	7:03	4	Renfroe 28-yard field goal
South Alabama	3	25	0:00	OT	Meadows 3-yard run
Texas State	3	75	1:17	1	Kilcrease 57-yard pass to Thomas, R.
Texas State	15	75	7:34	2	Kilcrease 6-yard pass to Worley
Texas State	8	30	1:11	2	McAteer 53-yard field goal
Texas State	7	75	3:33	3	Williams, J. 2-yard run
Texas State	6	30	3:23	3	Renfroe 47-yard field goal
Texas State	13	75	6:00	4	Kilcrease 2-yard pass to Swartz
Texas State	9	75	2:42	4	Kilcrease 18-yard pass to Epps
Texas State	5	15	0:00	OT	Kilcrease 6-yard pass to Epps
ULM	6	68	2:24	1	Meadows 20-yard run
ULM	11	56	5:20	1	Renfroe 29-yard field goal
ULM	5	80	2:48	2	Kilcrease 60-yard pass to Taylor
ULM	9	43	4:12	3	Renfroe 41-yard field goal
ULM	1	11	0:08	3	Taylor 11-yard run
ULM	4	7	0:59	4	Renfroe 26-yard field goal
Louisiana	11	67	5:53	1	Kilcrease 8-yard run
Louisiana	2	26	0:42	2	Kilcrease 4-yard run
Louisiana	11	69	5:29	3	Lovett 1-yard run
Louisiana	7	75	4:13	4	Lovett 19-yard run
Arkansas State	8	10	2:58	2	Renfroe 43-yard field goal
Arkansas State	7	45	3:24	4	Kilcrease 1-yard run
Georgia State	13	65	6:06	2	Renfroe 28-yard field goal
Georgia State	4	45	0:22	2	Crowder 26-yard pass to Conner
Georgia State	8	73	2:24	3	Crowder 39-yard pass to Conner
Georgia State	9	49	3:08	4	Crowder 10-yard pass to Epps
Georgia State	6	70	2:19	4	Crowder 35-yard pass to Epps

OPPONENT OFFENSIVE SCORING DRIVES

Opponent	Plays	Net Yards	TOP	Quarter	Scoring Play
Nicholls	5	23	3:18	2	Showalter 45-yard field goal
Nicholls	8	65	3:35	2	Brock 3-yard run
Nicholls	5	75	2:57	3	Hogan 58-yard pass to Brock
Nicholls	7	70	3:28	4	Showalter 22-yard field goal
Clemson	7	57	2:41	2	Hauser 25-yard field goal
Clemson	8	75	3:55	3	Randall 1-yard run
Clemson	1	26	0:06	3	Klubnik 26-yard pass to Wesco
Clemson	6	16	3:14	3	Hauser 30-yard field goal
Clemson	7	66	2:32	4	Klubnik 34-yard pass to Wesco
Memphis	8	65	4:26	1	Smith 5-yard run
Memphis	7	75	3:41	2	Lewis 18-yard pass to Kluse
Memphis	1	50	0:10	2	Smith 50-yard run
Memphis	8	58	5:03	4	Bodiford 8-yard run
Buffalo	7	71	3:25	1	McNeil 1-yard run
Buffalo	6	53	2:41	3	Henderson 22-yard run
Buffalo	14	51	6:28	4	Howes 39-yard field goal
South Alabama	9	75	4:07	1	Davenport 33-yard pass to Woods
South Alabama	6	13	2:38	2	DiBoyan 40-yard field goal
South Alabama	6	86	3:01	3	Davenport 56-yard run
South Alabama	10	75	4:53	4	Davenport 15-yard pass to Bullock
Texas State	8	55	2:57	1	Jackson 8-yard run
Texas State	4	80	0:55	1	Burrell 59-yard run
Texas State	13	70	6:00	1	Pare 7-yard run
Texas State	3	71	0:58	1	Pare 62-yard run
Texas State	11	68	4:53	2	Robles 42-yard field goal
Texas State	10	70	4:12	3	Pare 1-yard run
Texas State	16	66	8:45	4	Robles 37-yard field goal
ULM	11	75	6:06	2	Herring 7-yard pass to Trujillo
ULM	12	75	5:20	3	Armenta 12-yard pass to Burkhalter
Louisiana	2	75	0:36	1	Winfield 36-yard pass to Sampson Jr.
Louisiana	2	1	0:22	1	Perry 1-yard run
Louisiana	12	55	6:12	2	Sterner 37-yard field goal
Louisiana	10	62	5:47	3	Sterner 31-yard field goal
Louisiana	16	81	7:42	4	Sterner 32-yard field goal
Arkansas State	7	80	3:13	1	Raynor 4-yard pass to Fortenberry
Arkansas State	3	29	1:00	1	Raynor 19-yard pass to Summers
Arkansas State	9	48	3:40	1	Van Andel 30-yard field goal
Arkansas State	14	61	5:39	3	Van Andel 31-yard field goal
Arkansas State	4	7	2:13	4	Van Andel 53-yard field goal
Old Dominion	5	31	1:37	1	Joseph 19-yard pass to Thomas
Old Dominion	8	44	3:06	1	Eichner 32-yard field goal
Old Dominion	11	49	4:47	2	Eichner 28-yard field goal
Old Dominion	3	62	0:42	2	Joseph 11-yard run
Old Dominion	2	37	0:35	3	Joseph 25-yard run
Old Dominion	5	89	2:30	4	Jones 65-yard run
Georgia State	8	33	2:47	1	Rickman 34-yard field goal
Georgia State	6	46	1:15	2	Rickman 47-yard field goal
Georgia State	12	75	5:57	3	Robinson 4-yard run
Georgia State	7	81	2:46	4	Veilleux 17-yard pass to Robinson

RECEIVING

Games w/ a Rec.	Career	Streak	2025	2024	2023	2022	2021
RaRa Thomas	40	8	10	-	11 *	12 *	7 *
Peyton Higgins	28	6	10	10	6	3	-
Trey Cooley	20	1	-	1 *	6 *	5 *	8 *
Ethan Conner	19	7	9	3	7	-	-
Tray Taylor	17	1	9	8 *	-	-	-
Jordan Lovett	12	1	7	4	1	-	-
Kristian Tate	11	1	-	10 *	1 *	-	-
Roman Mothershed	11	-	9	2	-	-	-
DJ Epps	9	4	8	1	-	-	-
Marquis Harris	7	2	-	7 *	-	-	-
Jackson Worley	6	2	3	2	-	-	-
Tae Meadows	6	5	6	-	-	-	-
Trae Swartz	5	-	3	2	-	-	-
Dennis Palmer	3	-	-	3 *	-	-	-
Jarris Williams	1	-	-	-	1	-	-

Games w/ 5+ Receptions	Career	2025	2024	2023	2022	2021
RaRa Thomas	8	1	-	1 *	5 *	1 *
Peyton Higgins	3	1	2	-	-	-
DJ Epps	3	3	-	-	-	-
Kristian Tate	2	-	2 *	-	-	-
Tray Taylor	1	1	-	-	-	-
Roman Mothershed	1	1	-	-	-	-
Ethan Conner	1	-	1	-	-	-
Dennis Palmer	1	-	1 *	-	-	-

Receptions of 15+ Yards	Career	2025	2024	2023	2022	2021
RaRa Thomas	42	7	-	11 *	16 *	8 *
Ethan Conner	17	10	2	5	-	-
Peyton Higgins	16	3	6	5	2	-
Tray Taylor	15	10	5 *	-	-	-
DJ Epps	10	10	-	-	-	-
Roman Mothershed	7	6	1	-	-	-
Kristian Tate	5	-	5 *	-	-	-
Trey Cooley	4	-	-	2 *	0 *	2 *
Marquis Harris	4	-	4 *	-	-	-
Dennis Palmer	2	-	2 *	-	-	-
Trae Swartz	2	1	1	-	-	-
Jordan Lovett	1	-	1	-	-	-

Receptions of 25+ Yards	Career	2025	2024	2023	2022	2021
RaRa Thomas	16	4	-	4 *	4 *	4 *
Tray Taylor	12	8	4 *	-	-	-
Peyton Higgins	8	-	4	2	2	-
Ethan Conner	6	5	1	-	-	-
Roman Mothershed	4	3	1	-	-	-
Kristian Tate	4	-	4 *	-	-	-
DJ Epps	4	4	-	-	-	-
Marquis Harris	3	-	3 *	-	-	-
Trae Swartz	1	1	-	-	-	-
Jordan Lovett	1	-	1	-	-	-
Dennis Palmer	1	-	1 *	-	-	-

Receptions for a 1st Down	Career	2025	2024	2023	2022	2021
RaRa Thomas	72	17	-	17 *	27 *	11 *
Peyton Higgins	38	14	14	8	2	-
Ethan Conner	30	16	5	9	-	-
Tray Taylor	21	14	7 *	-	-	-
DJ Epps	18	18	-	-	-	-
Kristian Tate	16	-	16 *	-	-	-
Roman Mothershed	14	13	1	-	-	-
Trey Cooley	13	-	-	3 *	4 *	6 *
Jackson Worley	7	3	4	-	-	-
Jordan Lovett	6	3	3	-	-	-
Marquis Harris	5	-	5 *	-	-	-
Trae Swartz	5	3	2	-	-	-
Tae Meadows	4	4	-	-	-	-
Dennis Palmer	2	-	2 *	-	-	-

100+ Yards Receiving	Career	2025	2024	2023	2022	2021
DJ Epps	2	2	-	-	-	-
RaRa Thomas	1	-	-	-	1 *	-

Games w/ a TD Reception	Career	2025	2024	2023	2022	2021
RaRa Thomas	14	3	-	1 *	6 *	4 *
Ethan Conner	6	2	4	-	-	-
Trey Cooley	4	-	1 *	1 *	2 *	-
Tray Taylor	4	3	1 *	-	-	-
DJ Epps	3	3	-	-	-	-
Kristian Tate	3	-	3 *	-	-	-
Trae Swartz	3	1	2	-	-	-
Peyton Higgins	2	-	1	-	1	-
Jackson Worley	2	1	1	-	-	-
Mojo Dortch	1	-	1	-	-	-
Marquis Harris	1	-	1 *	-	-	-
Roman Mothershed	1	1	-	-	-	-

Games w/ Multiple TDs	Career	2025	2024	2023	2022	2021
RaRa Thomas	2	-	-	-	1 *	1 *
DJ Epps	2	2	-	-	-	-
Ethan Conner	2	1	1	-	-	-

RUSHING

Runs of 10+ Yards	Career	2025	2024	2023	2022	2021
Trey Cooley	33	-	-	9	9	15
Dennis Palmer	20	-	20 *	-	-	-
Tae Meadows	16	15	1	-	-	-
Tucker Kilcrease	13	8	5	-	-	-
Jordan Lovett	9	8	-	1	-	-
Goose Crowder	6	2	4	-	-	-
Tray Taylor	4	2	2 *	-	-	-
Jarris Williams	4	1	-	3	-	-
Mojo Dortsch	1	-	1	-	-	-
Ui Ale	1	-	-	1 *	-	-

Runs of 20+ Yards	Career	2025	2024	2023	2022	2021
Trey Cooley	7	-	-	2 *	2 *	3 *
Dennis Palmer	6	-	6 *	-	-	-
Tae Meadows	6	5	1	-	-	-
Tray Taylor	2	-	2 *	-	-	-
Jordan Lovett	2	2	-	-	-	-
Tucker Kilcrease	2	1	1	-	-	-
Jarris Williams	1	-	-	1	-	-

100+ Yards Rushing	Career	2025	2024	2023	2022	2021
Tae Meadows	1	1	-	-	-	-
Tucker Kilcrease	1	1	-	-	-	-
Trey Cooley	1	-	-	-	-	1
Jordan Lovett	1	1	-	-	-	-

Rushes For a First Downs	Career	2025	2024	2023	2022	2021
Trey Cooley	48	-	-	13 *	15 *	20 *
Dennis Palmer	29	-	29 *	-	-	-
Tucker Kilcrease	24	18	6	-	-	-
Tae Meadows	26	26	1	-	-	-
Jordan Lovett	15	11	2	2	-	-
Goose Crowder	14	9	5	-	-	-
Ui Ale	5	2	-	-	3 *	-
Jarris Williams	5	1	-	4	-	-
Tray Taylor	4	2	2 *	-	-	-
DJ Epps	1	1	-	-	-	-

Games with a Touchdown	Career	2025	2024	2023	2022	2021
Trey Cooley	5	-	-	2 *	2 *	1 *
Tucker Kilcrease	4	4	-	-	-	-
Tae Meadows	4	3	-	1	-	-
Dennis Palmer	3	-	3 *	-	-	-
Goose Crowder	2	1	1	-	-	-
Tray Taylor	1	1	-	-	-	-
Jarris Williams	1	-	-	1	-	-

GAME TWELVE | NOTES

Games with a Touchdown	Career	2025	2024	2023	2022	2021
Jordan Lovett	2	1	1	-	-	-
Jarris Williams	1	1	-	-	-	-

Games with Multiple TDs	Career	2025	2024	2023	2022	2021
Tucker Kilcrease	1	1	-	-	-	-
Jordan Lovett	1	1	-	-	-	-
Trey Cooley	1	-	-	1 *	-	-
Dennis Palmer	1	-	1 *	-	-	-

PASSING

Games with 300 yards	Career	2025	2024	2023	2022	2021
Goose Crowder	1	1	-	-	-	-
Tucker Kilcrease	1	1	-	-	-	-

Games with 30+ completions	Career	2025	2024	2023	2022	2021
Tucker Kilcrease	1	1	-	-	-	-

Completions of 15+ yards	Career	2025	2024	2023	2022	2021
Tucker Kilcrease	39	29	10	-	-	-
Goose Crowder	35	19	11	3	1 *	1 *
Ui Ale	3	-	3 *	-	-	-

Completions of 25+ yards	Career	2025	2024	2023	2022	2021
Tucker Kilcrease	22	17	5	-	-	-
Goose Crowder	13	8	3	1	1 *	-
Ui Ale	1	-	1 *	-	-	-

Games with a Passing TD	Career	2025	2024	2023	2022	2021
Goose Crowder	8	4	2	1	1 *	-
Tucker Kilcrease	5	3	2	-	-	-
Ui Ale	1	-	1 *	-	-	-

Games with Multiple TDs	Career	2025	2024	2023	2022	2021
Tucker Kilcrease	3	2	1	-	-	-
Goose Crowder	2	1	1	-	-	-

* not at Troy

20-YARD+ PLAYS

By Troy (49)

Offense (41) - 20 Yards

Yards	Type	Player(s)	Opp.
60	Pass	Tucker Kilcrease to Tray Taylor (TD)	ULM
57	Pass	Tucker Kilcrease to RaRa Thomas (TD)	Texas State
48	Pass	Tucker Kilcrease to DJ Epps	Texas State
48	Pass	Tucker Kilcrease to Tray Taylor	South Alabama
47	Run	Tae Meadows (TD)	Nicholls
44	Pass	Goose Crowder to Tray Taylor (TD)	Clemson
43	Pass	Tucker Kilcrease to Tray Taylor	A-State
41	Pass	Tucker Kilcrease to RaRa	Buffalo
39	Pass	Goose Crowder to Ethan Conner (TD)	Georgia State
35	Pass	Goose Crowder to DJ Epps (TD)	Georgia State
34	Pass	Goose Crowder to RaRa Thomas	Georgia State
34	Run	Tucker Kilcrease (TD)	South Alabama
33	Pass	Tucker Kilcrease to DJ Epps	Texas State
31	Pass	Tucker Kilcrease to Trae Swartz	ULM
31	Pass	Tucker Kilcrease to Tray Taylor	Texas State
29	Pass	Tucker Kilcrease to Tray Taylor	ULM
29	Pass	Tucker Kilcrease to Roman Mothershed	Buffalo
28	Pass	Tucker Kilcrease to Ethan Conner	Louisiana
28	Pass	Goose Crowder to Tray Taylor (TD)	Nicholls
28	Run	Tae Meadows	Clemson
27	Pass	Tucker Kilcrease to Ethan Conner	Louisiana
27	Pass	Tucker Kilcrease to Ethan Conner	ULM
27	Pass	Goose Crowder to Roman Mothershed (TD)	Nicholls
27	Run	Tae Meadows	Nicholls
26	Pass	Goose Crowder to DJ Epps	Georgia State
26	Pass	Goose Crowder to Ethan Conner (TD)	Georgia State
26	Pass	Tucker Kilcrease to Tray Taylor	South Alabama
25	Pass	Tucker Kilcrease to Roman Mothershed	Memphis
25	Pass	Tucker Kilcrease to RaRa Thomas (TD)	South Alabama
24	Pass	Tucker Kilcrease to RaRa Thomas	A-State
24	Pass	Goose Crowder to Ethan Conner	Clemson
23	Pass	Goose Crowder to Roman Mothershed	Old Dominion
22	Run	Jordan Lovett	Louisiana
22	Pass	Tucker Kilcrease to DJ Epps	South Alabama
21	Pass	Goose Crowder to Peyton Higgins	Georgia State
21	Run	Jordan Lovett	South Alabama
20	Pass	Goose Crowder to Ethan Conner	Georgia State
20	Run	Tae Meadows (TD)	ULM
20	Pass	Tucker Kilcrease to Ethan Conner	Texas State
20	Pass	Tucker Kilcrease to DJ Epps	South Alabama
20	Run	Tae Meadows (TD)	Buffalo

Defense (5) - 20 Yards

Yards	Type	Player(s)	Opp.
53	INT	Joe Lott (TD)	ULM
53	FR	Justin Powe	Clemson
34	INT	Kaleno Levine	Louisiana
31	INT	Devin Lafayette	Georgia State
30	INT	Jaquez White (TD)	Louisiana

Special Teams (3) - KOR 30+ Yards / PR 20+ Yards

Yards	Type	Player(s)	Opp.
38	KR	DJ Epps	Old Dominion
32	PR	Peyton Higgins	South Alabama
20	PR	Peyton Higgins	South Alabama

LONG PLAYS BY THE NUMBERS

Plays by Yardage	No.	TDs	By Play Type	No.	TDs
100+	-	-	Rushing	8	4
90-99	-	-	Passing	33	9
80-89	-	-	Punt Returns	2	-
70-79	-	-	Kick Returns	1	-
60-69	1	1	Interceptions	4	2
50-59	3	2	Fumble Returns	1	-
40-49	6	2	Other	-	-
30-39	12	4			
20-29	27	6			

20+ YARD PLAYS BY PLAYER

Player	No.	TD	Rush	Rec.	KR	PR	IR	FR
Tray Taylor	8	3	-	8	-	-	-	-
Ethan Conner	8	2	-	8	-	-	-	-
DJ Epps	7	1	-	6	1	-	-	-
Tae Meadows	5	3	5	-	-	-	-	-
RaRa Thomas	5	2	-	5	-	-	-	-
Roman Mothershed	4	1	-	4	-	-	-	-
Peyton Higgins	4	-	-	1	-	3	-	-
Justin Powe	1	-	-	-	-	-	-	1
Tucker Kilcrease	1	1	1	-	-	-	-	-
Jordan Lovett	1	-	1	-	-	-	-	-
Trae Swartz	1	-	-	1	-	-	-	-
Joe Lott	1	1	-	-	-	-	1	-
Kaleno Levine	1	-	-	-	-	-	1	-
Jaquez White	1	1	-	-	-	-	1	-
Devin Lafayette	1	-	-	-	-	-	1	-
TOTAL	48	15	8	33	1	2	3	1

BIG PLAYS BY GAME - TROY

Opponent	No.	TD	Rush	Rec.	KR	PR	IR	FR
Nicholls	4	3	2	2	-	-	-	-
Clemson	4	1	1	2	-	-	-	1
Memphis	1	-	-	1	-	-	-	-
Buffalo	3	1	1	2	-	-	-	-
South Alabama	9	2	2	5	-	2	-	-
Texas State	5	1	-	5	-	-	-	-
ULM	6	3	1	4	-	-	1	-
Louisiana	5	1	1	2	-	-	2	-
Arkansas State	2	-	-	2	-	-	-	-
Old Dominion	2	-	-	1	1	-	-	-
Georgia State	8	3	-	7	-	-	1	-
Southern Miss								
TOTAL	49	15	8	33	1	2	4	1

LONGEST PLAYS OF THE YEAR - TROY

	Yardage	Opponent
Rushing	47	Nicholls
Rushing TD	47	Nicholls
Passing	60	ULM
Passing TD	60	ULM
Punt Return	32	South Alabama
Kick Return	38	Old Dominion
Interception Return	53	ULM
Fumble Return	53	Clemson
Field Goal	53	Texas State
Punt	62	Georgia State

GAME TWELVE | OPPONENT BIG PLAYS

BIG PLAYS

By Opponent (61)

Offense (55) - 20 Yards

Yards	Type	Player(s)	Opp
67	Run	Roche	Old Dominion
65	Run	Jones (TD)	Old Dominion
62	Run	Pare (TD)	Texas State
59	Run	Burrell (TD)	Texas State
58	Pass	Hogan to Brock (TD)	Nicholls
56	Run	Davenport (TD)	South Alabama
51	Pass	Raynor to Cobb	A-State
51	Pass	Joseph to Brown	Old Dominion
50	Run	Smith (TD)	Memphis
46	Pass	Veilleux to Robinson	Georgia State
41	Pass	Lewis to Hawkins	Memphis
40	Pass	Lewis to Thompson	Memphis
40	Run	Burrell	Texas State
39	Pass	Rpberson to Gathings	Buffalo
39	Run	Winfield	Louisiana
36	Pass	Winfield to Sampson Jr. (TD)	Louisiana
36	Pass	Winfield to Robertson	Louisiana
35	Pass	Jackson to Sparks	Texas State
35	Pass	Jackson to Dawn Jr.	Texas State
35	Pass	Klubnik to Wesco Jr.	Clemson
35	Pass	Veilleux to Robinson	Georgia State
34	Pass	Armenta to Bibbs	ULM
34	Pass	Veilleux to Robinson	Georgia State
34	Pass	Klubnik to Wesco Jr. (TD)	Clemson
33	Pass	Joseph to Brown	Old Dominion
33	Pass	Davenport to Woods (TD)	South Alabama
31	Pass	Jackson to Dawn Jr.	Texas State
31	Run	Hoffman	Nicholls
30	Pass	Lewis to Braham	Memphis
30	Run	Randall	Clemson
28	Run	Palmer-Smith	ULM
28	Pass	Davenport to Bullock (TD)	South Alabama
27	Pass	Raynor to Rucker	A-State
26	Pass	Klubnik to Wesco Jr. (TD)	Clemson
26	Pass	Herring to Bibbs	ULM
26	Run	Roche	Old Dominion
25	Run	Joseph (TD)	Old Dominion
24	Pass	Veilleux to Marshall	Georgia State
24	Pass	Lewis to Braham	Memphis
23	Run	Palmer-Smith	ULM
23	Pass	Armenta to Nixon	ULM
23	Pass	Klubnik to Brown	Clemson
23	Pass	Brown to Washington	Georgia State
23	Pass	Brown to Hollier	Georgia State
22	Run	Henderson (TD)	Buffalo
22	Run	Joseph	Old Dominion
21	Pass	Raynor to Summers	A-State
21	Pass	Jackson to Evans	Texas State
20	Run	Veilleux	Georgia State
20	Pass	Veilleux to Avery	Georgia State
20	Pass	Veilleux to Washington	Georgia State
20	Run	Jackson	Texas State
20	Pass	Jackson to Sparks	Texas State
20	Run	Brock	Nicholls
20	Pass	Gray to Morrow	Buffalo

Defense (1) - 20 Yards

Yards	Type	Player(s)	Opp
23	INT	McGhee	A-State

Special Teams (5) - KOR 30+ Yards / PR 20+ Yards

Yards	Type	Player(s)	Opp
49	PR	Roche	Old Dominion
43	KR	Jenkins	Texas State
32	PR	Lewis	Nicholls
30	KR	Randall	Clemson
30	KR	Jenkins	Texas State

BIG PLAYS BY GAME - OPPONENT

Opponent	No.	TD	Rush	Rec.	KR	PR	IR	FR
Nicholls	4	1	2	1	-	1	-	-
Clemson	6	2	1	3	1	-	-	-
Memphis	5	1	1	4	-	-	-	-
Buffalo	3	1	1	2	-	-	-	-
South Alabama	3	3	1	2	-	-	-	-
Texas State	11	2	4	5	2	-	-	-
ULM	5	0	2	3	-	-	-	-
Louisiana	3	1	1	2	-	-	-	-
Arkansas State	4	-	-	3	-	-	1	-
Old Dominion	8	2	5	2	-	1	-	-
Georgia State	9	-	1	8	-	-	-	-
Southern Miss								
TOTAL	61	13	19	35	3	2	1	-

OPPONENT SCHEDULES | GAME TWELVE

NICHOLLS (4-8, 4-3 SOUTHLAND)

Date	Opponent	Result
Aug. 23	Incarnate Word	W, 20-6
Aug. 30	at Troy	L, 20-38
Sept. 6	West Georgia	L, 10-34
Sept. 20	at Texas State	L, 3-35
Sept. 27	at Eastern Kentucky	L, 7-27
Oct. 4	at Lamar	L, 17-24
Oct. 18	at Stephen F. Austin	L, 7-34
Oct. 25	McNeese State	W, 31-7
Nov. 1	Houston Christian	W, 31-7
Nov. 8	at UTRGV	L, 21-28
Nov. 15	Northwestern State	W, 26-21
Nov. 29	at Southeastern Louisiana	L, 26-38

CLEMSON (6-5, 4-4 ACC)

Date	Opponent	Result
Aug. 30	LSU	L, 10-17
Sept. 6	Troy	W, 27-16
Sept. 13	at Georgia Tech	L, 21-25
Sept. 20	Syracuse	L, 21-34
Oct. 4	at North Carolina	W, 38-10
Oct. 11	at Boston College	W, 41-10
Oct. 18	SMU	L, 24-35
Nov. 1	Duke	L, 45-46
Nov. 8	Florida State	W, 24-10
Nov. 14	at Louisville	W, 20-19
Nov. 22	Furman	W, 45-10
Nov. 29	at South Carolina	

MEMPHIS (8-3, 4-3 AMERICAN)

Date	Opponent	Result
Aug. 30	Chattanooga	W, 45-10
Sept. 6	at Georgia State	W, 38-16
Sept. 13	at Troy	W, 28-7
Sept. 20	Arkansas	W, 32-31
Sept. 27	at Florida Atlantic	W, 55-26
Oct. 4	Tulsa	W, 45-7
Oct. 18	at UAB	L, 24-31
Oct. 25	South Florida	W, 34-31
Oct. 31	at Rice	W, 38-14
Nov. 7	Tulane	L, 32-38
Nov. 15	at East Carolina	L, 27-31
Nov. 27	Navy	

BUFFALO (5-6, 4-3 MAC)

Date	Opponent	Result
Aug. 28	at Minnesota	L, 10-23
Sept. 6	Saint Francis	W, 45-6
Sept. 13	at Kent State	W, 31-28
Sept. 20	Troy	L, 17-21
Sept. 27	UConn	L, 17-20
Oct. 4	Eastern Michigan	W, 31-30
Oct. 18	at UMass	W, 28-21
Oct. 25	Akron	L, 16-24
Nov. 1	at Bowling Green	W, 28-3
Nov. 12	at Central Michigan	L, 19-38
Nov. 19	Miami (Ohio)	L, 20-37
Nov. 28	Ohio	

SOUTH ALABAMA (4-7, 3-4 SBC)

Date	Opponent	Result
Aug. 30	Morgan State	W, 38-21
Sept. 6	Tulane	L, 31-33
Sept. 13	at Auburn	L, 15-31
Sept. 20	Coastal Carolina	L, 20-38
Sept. 27	at North Texas	L, 22-36
Oct. 4	at Troy	L, 24-31
Oct. 14	Arkansas State	L, 14-15
Oct. 23	at Georgia State	W, 38-31
Nov. 1	Louisiana	L, 22-31
Nov. 15	at ULM	W, 26-14
Nov. 22	Southern Miss	W, 42-35
Nov. 29	at Texas State	

TEXAS STATE (5-6, 2-5 SBC)

Date	Opponent	Result
Aug. 30	Eastern Michigan	W, 52-27
Sept. 6	at UTSA	W, 43-36
Sept. 13	at Arizona State	L, 15-34
Sept. 20	Nicholls State	W, 35-3
Oct. 4	at Arkansas State	L, 30-31
Oct. 11	Troy	L, 41-48
Oct. 18	at Marshall	L, 37-40
Oct. 28	James Madison	L, 20-52
Nov. 8	at Louisiana	L, 39-42
Nov. 15	at Southern Miss	W, 41-14
Nov. 22	ULM	W, 31-14
Nov. 29	South Alabama	

ULM (3-8, 1-6 SBC)

Date	Opponent	Result
Aug. 28	St. Francis	W, 29-0
Sept. 6	at Alabama	L, 0-73
Sept. 20	at UTEP	W, 31-25
Sept. 27	Arkansas State	W, 28-16
Oct. 4	at Northwestern	L, 7-42
Oct. 11	at Coastal Carolina	L, 8-23
Oct. 18	Troy	L, 14-37
Oct. 25	at Southern Miss	L, 21-49
Nov. 1	Old Dominion	L, 6-31
Nov. 15	South Alabama	L, 14-26
Nov. 22	at Texas State	L, 14-31
Nov. 29	at Louisiana	

LOUISIANA (5-6, 4-3 SBC)

Date	Opponent	Result
Aug. 30	Rice	L, 12-14
Sept. 6	McNeese State	W, 34-10
Sept. 13	at Missouri	L, 10-52
Sept. 20	at Eastern Michigan	L, 31-34
Sept. 27	Marshall	W, 54-51
Oct. 11	at James Madison	L, 14-24
Oct. 18	Southern Miss	L, 10-22
Oct. 25	at Troy	L, 23-35
Nov. 1	at South Alabama	W, 31-22
Nov. 8	Texas State	W, 42-39
Nov. 20	at Arkansas State	W, 34-30
Nov. 29	ULM	

ARKANSAS STATE (5-6, 4-3 SBC)

Date	Opponent	Result
Aug. 30	SE Missouri	W, 42-24
Sept. 6	at Arkansas	L, 14-56
Sept. 13	Iowa State	L, 16-24
Sept. 20	at Kennesaw State	L, 21-28
Sept. 27	at ULM	L, 16-28
Oct. 4	Texas State	W, 31-30
Oct. 14	at South Alabama	W, 15-14
Oct. 25	Georgia Southern	W, 34-24
Nov. 1	at Troy	W, 23-10
Nov. 8	Southern Miss	L, 21-27
Nov. 20	Louisiana	L, 30-34
Nov. 29	at App State	

OLD DOMINION (8-3, 5-2 SBC)

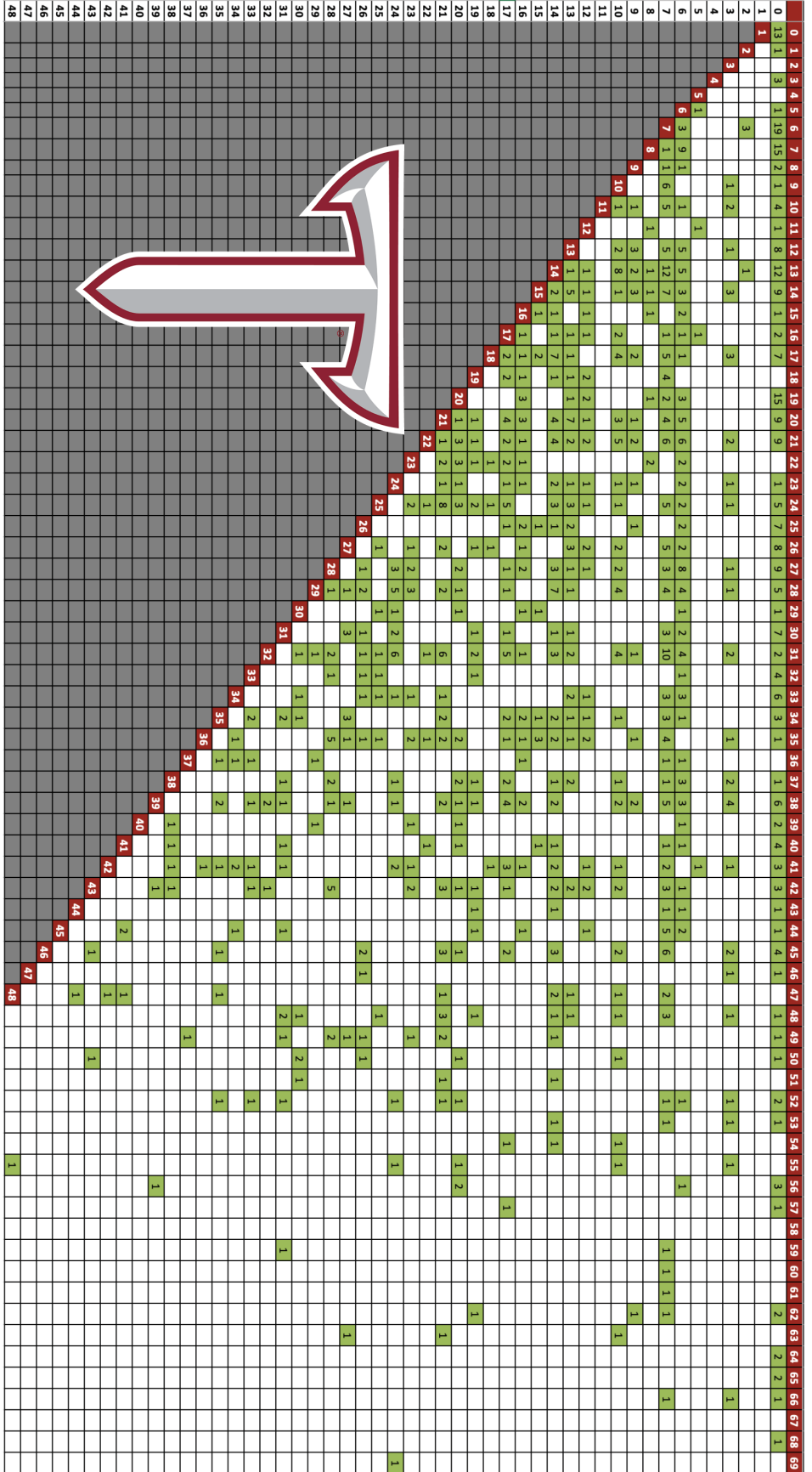
Date	Opponent	Result
Aug. 30	at Indiana	L, 14-27
Sept. 6	North Carolina Central	W, 54-6
Sept. 13	at Virginia Tech	W, 45-26
Sept. 27	Liberty	W, 21-7
Oct. 4	Coastal Carolina	W, 47-7
Oct. 11	at Marshall	L, 24-48
Oct. 18	at James Madison	L, 27-63
Oct. 25	App State	W, 24-21
Nov. 1	at ULM	W, 31-6
Nov. 13	Troy	W, 33-0
Nov. 22	at Georgia Southern	W, 45-10
Nov. 29	Georgia State	

GEORGIA STATE (1-10, 0-7 SBC)

Date	Opponent	Result
Aug. 30	at Ole Miss	L, 7-63
Sept. 6	Memphis	L, 16-38
Sept. 13	Murray State	W, 37-21
Sept. 20	at Vanderbilt	L, 21-70
Oct. 4	James Madison	L, 7-14
Oct. 11	App State	L, 20-41
Oct. 18	at Georgia Southern	L, 24-41
Oct. 23	South Alabama	L, 31-38
Nov. 8	at Coastal Carolina	L, 27-40
Nov. 15	Marshall	L, 18-30
Nov. 22	at Troy	L, 19-31
Nov. 29	at Old Dominion	

SOUTHERN MISS (7-4, 5-2 SBC)

Date	Opponent	Result
Aug. 30	at Mississippi State	L, 17-34
Sept. 6	Jackson State	W, 38-20
Sept. 13	App State	W, 38-22
Sept. 20	at Louisiana Tech	L, 20-30
Sept. 27	Jacksonville State	W, 42-25
Oct. 9	at Georgia Southern	W, 38-35
Oct. 18	Louisiana	W, 22-10
Oct. 25	ULM	W, 49-21
Nov. 8	at Arkansas State	W, 27-21
Nov. 15	Texas State	L, 14-41
Nov. 22	at South Alabama	L, 35-42
Nov. 29	Troy	



What is Scorigami?

Scorigami is a concept thought up by Jon Bois. It is the art of building final scores that have never happened before in Troy history. (H/T to UCF for the idea and inspiration).

How do I read this chart?

The winning team's score is along the top (horizontal axis) and the losing team's score is along the right (vertical axis). Scores marked in green have happened, scores in white have not yet happened, scores in black are impossible. The bottom half is all black because the losing team can not score more points than the winning team.

Troy Scorigami Note:

Games featuring the following scores were removed from the chart space considerations: 70-7, 71-0, 75-0, 76-0, 80-0, 86-0, 97-0

Most Common Final Scores in Troy Football History

Result	Times	Last Occurrence	Troy Record
6-0	19	Nov. 4, 2000, win vs. SFA	11-8
19-0	15	Oct. 14, 2023, win at Army	8-7
7-0	15	Oct. 17, 1981, win at Delta State	9-6
0-0	13	Nov. 18, 1950, the vs. West Alabama	0-0-13
13-7	12	Oct. 28, 1972, loss vs. McNeese State	3-9
13-0	12	Nov. 17, 1962, win vs. Presbyterian	5-7
20-0	9	Oct. 30, 1999, win vs. Nicholls	4-5
21-0	9	Oct. 30, 2003, loss at North Texas	5-4
14-0	9	Sept. 30, 1972, loss to Ouachita Baptist	7-2
27-0	9	Oct. 27, 2007, win at Ark State	6-3
7-6	9	Sept. 8, 1979, loss vs. Texas A&I	6-3
31-7	9	Oct. 6, 2009, win at Middle Tennessee	7-2

495

UNIQUE SCORES IN TROY HISTORY

31

MOST COMMON WINNING SCORE 55 TIMES

21

2ND MOST COMMON WINNING SCORE 46 TIMES

23-10

LAST SCORIGAMI Nov. 1, 2025, vs. A-State

0

MOST COMMON LOSING SCORE 241 - TIMES

7

2ND MOST COMMON LOSING SCORE 136 - TIMES

STARTS BY POSITION

OFFENSE

STARTS BY POSITION				QB	RB					
				Kilcrease (7) Crowder (4)	Meadows (8) Lovett (3)					
WR-Z	WR-H	WR-X	TE	LT	LG	C	RG	RT		
Epps (7) Dortch (4)	Higgins (11)	Mothershed (11)	Conner (11)	Prather (6) Townsend (4) Russ (1)	Russ (9) Bowling (1) Hudson (1)	Bowling (9) Cappi (2)	Henry (11)	Ash (7) Langlo (3) Townsend (1)		

DEFENSE

		DE	DT	NT	BAN
		Davis (10) Jackson Jr. (1)	Robbins (11)	Medina (10) Fils-Aime (1)	Williams (11)
CB	SPEAR	MLB	WLB	CB	
White (9) Strait (2)	Lafayette (11)	Cattledge (9) Hodge (2)	Stringer (11)	Levine (10) Strait (1)	
		FS	SS		
		Powe (10) Carter (1)	Daniel-Sisavanh (10) Lott (1)		

(#) Indicates times started at designated position.

Starts are calculated by depth chart position heading into game not playing first snap of game.

GAME - BY - GAME OFFENSIVE STARTERS

Game	WR-Z	WR-H	WR-X	TE	LT	LG	C	RG	RT	QB	RB
Nicholls	Dortch	Higgins	Mothershed	Conner	Prather	Russ	Bowling	Henry	Langlo	Crowder	Lovett
Clemson	Dortch	Higgins	Mothershed	Conner	Prather	Russ	Bowling	Henry	Langlo	Crowder	Meadows
Memphis	Dortch	Higgins	Mothershed	Conner	Prather	Russ	Bowling	Henry	Langlo	Crowder	Meadows
Buffalo	Dortch	Higgins	Mothershed	Conner	Prather	Russ	Bowling	Henry	Ash	Kilcrease	Meadows
South Alabama	Epps	Higgins	Mothershed	Conner	Prather	Russ	Bowling	Henry	Ash	Kilcrease	Meadows
Texas State	Epps	Higgins	Mothershed	Conner	Prather	Russ	Bowling	Henry	Ash	Kilcrease	Meadows
ULM	Epps	Higgins	Mothershed	Conner	Townsend	Hudson	Cappi	Henry	Ash	Kilcrease	Meadows
Louisiana	Epps	Higgins	Mothershed	Conner	Townsend	Russ	Bowling	Henry	Ash	Kilcrease	Lovett
Arkansas State	Epps	Higgins	Mothershed	Conner	Townsend	Russ	Bowling	Henry	Ash	Kilcrease	Lovett
Old Dominion	Epps	Higgins	Mothershed	Conner	Townsend	Russ	Bowling	Henry	Ash	Kilcrease	Meadows
Georgia State	Epps	Higgins	Mothershed	Conner	Russ	Bowling	Cappi	Henry	Townsend	Crowder	Meadows
Southern Miss											

GAME - BY - GAME DEFENSIVE STARTERS

Game	BANDIT	NT	DT	DE	MLB	WLB	SPEAR	FS	SS	CB	CB
Nicholls	Williams	Medina	Robbins	Davis	Cattledge	Stringer	Lafayette	Powe	Daniel-Sisavanh	White	Levine
Clemson	Williams	Medina	Robbins	Davis	Cattledge	Stringer	Lafayette	Powe	Daniel-Sisavanh	White	Levine
Memphis	Williams	Medina	Robbins	Davis	Cattledge	Stringer	Lafayette	Powe	Daniel-Sisavanh	White	Levine
Buffalo	Williams	Medina	Robbins	Davis	Cattledge	Stringer	Lafayette	Carter	Daniel-Sisavanh	White	Levine
South Alabama	Williams	Medina	Robbins	Davis	Hodge	Stringer	Lafayette	Powe	Daniel-Sisavanh	White	Levine
Texas State	Williams	Medina	Robbins	Davis	Cattledge	Stringer	Lafayette	Powe	Daniel-Sisavanh	Strait	Levine
ULM	Williams	Medina	Robbins	Davis	Cattledge	Stringer	Lafayette	Powe	Daniel-Sisavanh	White	Levine
Louisiana	Williams	Medina	Robbins	Jackson Jr.	Hodge	Stringer	Lafayette	Powe	Lott	White	Levine
Arkansas State	Williams	Medina	Robbins	Davis	Cattledge	Stringer	Lafayette	Powe	Daniel-Sisavanh	Strait	Levine
Old Dominion	Williams	Fils-Aime	Robbins	Davis	Cattledge	Stringer	Lafayette	Powe	Daniel-Sisavanh	White	Levine
Georgia State	Williams	Medina	Robbins	Davis	Cattledge	Stringer	Lafayette	Powe	Daniel-Sisavanh	White	Strait
Southern Miss											

GAME TWELVE | NOTES

GAME..... SCORE	FIRST DOWNS		RUSHING NO-YDS-TD	C-A-I	PASSING		TOT OFF PL-YDS	PUNTS NO-AVG	FUM F-L	PENALTIES NO-YDS	3DN	TIME OF POSS
	TOT	RU-PA-PE			YDS	TD						
Troy.....38	23	13-9-1	44-272-2	14-24-0	144	3	68-416	3-54.0	0-0	8-100	9-15	30:47
Nicholls.....20	16	4-7-5	25-65-1	21-27-1	184	1	52-249	4-37.2	0-0	6-45	4-11	29:13
Troy.....16	16	8-8-0	32-78-0	19-31-3	223	1	63-301	3-42.0	0-0	10-97	5-13	33:01
at Clemson.....27	17	6-8-3	31-120-1	18-24-1	196	2	55-316	3-45.0	1-1	3-30	5-12	26:59
Troy.....7	12	4-5-3	23-40-0	12-32-1	72	0	55-112	11-48.2	0-0	4-20	4-15	23:05
Memphis.....28	22	14-8-0	45-217-3	17-27-0	213	1	72-430	6-41.3	1-1	7-65	6-15	36:55
Troy.....21	22	11-10-1	47-163-2	19-36-1	202	1	83-365	5-52.2	4-1	5-60	10-21	32:52
at Buffalo.....17	14	6-7-1	34-125-2	14-28-0	153	0	62-278	8-41.6	1-0	5-30	6-17	27:08
Troy.....31	20	10-9-1	45-217-2	13-21-1	203	2	66-420	3-47.7	1-1	3-15	5-15	29:49
South Alabama.....24	18	13-5-0	56-265-1	10-15-0	104	2	71-369	5-49.8	0-0	7-45	8-17	30:11
Troy.....48	27	3-20-4	32-43-1	30-41-0	415	5	73-458	3-48.7	0-0	5-35	5-14	28:59
at Texas State.....41	21	11-10-0	53-326-5	19-22-0	248	0	75-574	1-39.0	0-0	10-79	10-17	31:01
Troy.....37	13	3-9-1	32-91-2	13-21-0	223	1	53-314	3-48.7	1-0	7-74	5-13	26:55
at ULM.....14	20	7-11-2	29-98-0	23-41-2	228	2	70-326	3-40.7	2-2	4-40	5-13	33:05
Troy.....35	21	9-11-1	39-165-4	16-24-1	180	0	63-345	2-50.5	0-0	2-15	9-13	30:32
Louisiana.....23	18	9-9-0	42-184-1	12-23-3	187	1	65-371	3-40.0	1-0	3-25	7-15	29:28
Troy.....10	11	4-7-0	34-21-1	19-34-1	166	0	68-187	6-45.0	1-1	7-76	5-17	31:35
Ark State.....23	17	2-12-3	33-50-0	21-29-0	247	2	62-297	4-33.0	2-2	7-60	4-13	28:25
Troy.....0	9	2-6-1	26-34-0	13-23-1	112	0	57-138	7-42.6	5-1	4-35	2-13	29:45
at Old Dominion.....33	20	15-4-1	47-351-3	11-21-0	152	1	58-503	3-25.7	1-0	6-61	5-15	30:15
Troy.....31	19	4-14-1	32-62-0	27-43-0	361	4	75-423	6-43.5	1-1	5-55	11-20	30:05
vs. Georgia State.....19	26	7-17-2	34-152-1	25-51-1	364	1	85-516	4-40.8	1-0	5-30	3-14	29:55

Table with columns for player names and statistics: Southern Miss, App State, Duke.

2024 Season Statistics Table with columns: UT, AT, Tot, TFL-Y, SK-Y, FF, FR, INT, PD.

2025 Season Statistics Table with columns: UT, AT, Tot, TFL-Y, SK-Y, FF, FR, INT, PD.

CAREER HIGHS

Table listing career highs for Tackles, Tackles for Loss, Sacks, Interceptions, Passes Defended.

#2 STEVEN CATTLEGE

LB | Sr. | 6-3 | 236
Columbus, Miss. | Columbus HS | East Miss CC

CAREER DEFENSIVE STATISTICS

Table with columns: YEAR, GP/GS, UA, AT, Tot, TFL-Yd, SK-Yd, FF, FR, INT, PD.

GAME-BY-GAME DEFENSE

2023 Game-by-Game Defense Table with columns: UT, AT, Tot, TFL-Y, SK-Y, FF, FR, INT, PD.

2024 Game-by-Game Defense Table with columns: UT, AT, Tot, TFL-Y, SK-Y, FF, FR, INT, PD.

2025 Game-by-Game Defense Table with columns: UT, AT, Tot, TFL-Y, SK-Y, FF, FR, INT, PD.

CAREER HIGHS

Table listing career highs for Tackles, Tackles for Loss, Sacks, Interceptions, Passes Defended.

#2 PEYTON HIGGINS

WR | Sr. | 5-10 | 180
Florence, Ala. | Mars Hill Bible

CAREER RUSHING STATISTICS

Table with columns: YEAR, GP/GS, ATT, Yds, TD, Y/C, LG.

CAREER RECEIVING STATISTICS

Table with columns: YEAR, GP/GS, Rec, Yds, TD, Y/C, LG.

CAREER KICKOFF RETURN STATISTICS

Table with columns: YEAR, GP/GS, ATT, Yds, TD, Avg., LG.

CAREER PUNT RETURN STATISTICS

Table with columns: YEAR, GP/GS, ATT, Yds, TD, Avg., LG.

GAME-BY-GAME RUSHING/RECEIVING

Table with columns: RUSHING (ATT, Yds, TD, LG) and RECEIVING (REC, Yds, TD, LG).

2023 Game-by-Game Rushing/Receiving Table with columns: ATT, Yds, TD, LG, REC, Yds, TD, LG.

Table with columns for player names and statistics: Duke.

2024 Season Statistics Table with columns: ATT, Yds, TD, LG, Rec, Yds, TD, LG.

2025 Season Statistics Table with columns: ATT, Yds, TD, LG, Rec, Yds, TD, LG.

GAME-BY-GAME KICKOFF RETURNS

2022 Game-by-Game Kickoff Returns Table with columns: ATT, Yds, TD, LG.

2023 Game-by-Game Kickoff Returns Table with columns: ATT, Yds, TD, LG.

2024 Game-by-Game Kickoff Returns Table with columns: ATT, Yds, TD, LG.

2025 Game-by-Game Kickoff Returns Table with columns: ATT, Yds, TD, LG.

GAME-BY-GAME PUNT RETURNS

2024 Game-by-Game Punt Returns Table with columns: ATT, Yds, TD, LG.

2025 Game-by-Game Punt Returns Table with columns: ATT, Yds, TD, LG.

CAREER HIGHS

Table listing career highs for Rushing Att, Rushing Yards, Rushing TDs, Long Rush, Receptions, Receiving Yards, Receiving TDs, Long Reception, Kickoff Return, Punt Return.

Table with 4 columns: Team, 1, 16, 0, 16. Rows: Coastal Carolina, UTSA.

CAREER HIGHS

Table with 2 columns: Stat, Value. Rows: Rushing Att, Rushing Yards, Rushing TDs, Long Rush, Receptions, Receiving Yards, Receiving TDs, Long Reception, Kickoff Return.

#4 TJ THOMPSON

LB | R-Jr. | 6-0 | 222
Bolton, Miss. | Warner Central HS | East Central CC

CAREER DEFENSIVE STATISTICS

Table with 13 columns: Year, GP/GS, UA, AT, Tot, TFL-Yd, Sk-Yd, FF, FR, INT, PD. Rows: 2023, 2024, 2025, TOTAL.

GAME-BY-GAME DEFENSE

Table with 13 columns: Opponent, UT, AT, Tot, TFL-Y, SK-Y, FF, FR, INT, PD. Rows: Stephen F. Austin, Kansas State, James Madison, Western Kentucky, Georgia State, Arkansas State, Army, Texas State, South Alabama, ULM, Louisiana, Southern Miss, App State, Duke.

Table with 13 columns: Opponent, UT, AT, Tot, TFL-Y, SK-Y, FF, FR, INT, PD. Rows: 2024, Nevada, Memphis, Iowa, Coastal Carolina.

Table with 13 columns: Opponent, UT, AT, Tot, TFL-Y, SK-Y, FF, FR, INT, PD. Rows: 2025, Nicholls, Clemson, Memphis, Buffalo, South Alabama, Texas State, ULM, Louisiana, Arkansas State, Old Dominion, Georgia State.

CAREER HIGHS

Table with 2 columns: Stat, Value. Rows: Tackles, Tackles for Loss, Sacks, Interceptions, Passes Defended.

#5 MOJO DORTCH

WR | Sr. | 6-0 | 172
Lucedale, Miss. | George County HS | Cal | Miss State

CAREER RUSHING STATISTICS

Table with 7 columns: Year, GP/GS, ATT, Yds, TD, Y/C, LG. Rows: 2022 *, 2023 *, 2024, 2025, TOTAL.

CAREER RECEIVING STATISTICS

Table with 7 columns: Year, GP/GS, REC, Yds, TD, Y/C, LG. Rows: 2022 *, 2023 *, 2024, 2025, MSU, TROY, TOTAL.

GAME-BY-GAME RUSHING/RECEIVING

Table with 10 columns: Year, ATT, Yds, TD, LG, REC, Yds, TD, LG. Rows: 2022, East Tennessee St.

Table with 10 columns: Opponent, ATT, Yds, TD, LG, REC, Yds, TD, LG. Rows: 2024, Nevada, Florida A&M, ULM, Texas State, South Alabama, Arkansas State, Coastal Carolina, Georgia Southern, Louisiana, Southern Miss.

Table with 10 columns: Opponent, ATT, Yds, TD, LG, REC, Yds, TD, LG. Rows: 2025, Nicholls, Clemson, Memphis, Buffalo.

CAREER HIGHS

Table with 2 columns: Stat, Value. Rows: Rushing Att, Rushing Yards, Rushing TDs, Long Rush, Receptions, Receiving Yards, Receiving TDs, Long Reception.

#5 KALENO LEVINE

CB | Sr. | 5-11 | 180
Ft. Worth, Texas | V.R. Eaton HS | Missouri State | Tyler JC | SW Baptist

CAREER DEFENSIVE STATISTICS

Table with 13 columns: Year, GP/GS, UA, AT, Tot, TFL-Yd, Sk-Yd, FF, FR, INT, PD. Rows: 2023 *, 2024 *, 2025, TOTAL.

GAME-BY-GAME DEFENSE

Table with 13 columns: Opponent, UT, AT, Tot, TFL-Y, SK-Y, FF, FR, INT, PD. Rows: 2023, North Dakota St, Western Illinois, Murray State, Youngstown State.

Table with 13 columns: Opponent, UT, AT, Tot, TFL-Y, SK-Y, FF, FR, INT, PD. Rows: 2024, Montana, Ball State, Lindenwood, UT Martin, Youngstown St, Illinois State, Indiana State, Northern Iowa, Southern Illinois, Murray State, North Dakota St, South Dakota St.

Table with 13 columns: Opponent, UT, AT, Tot, TFL-Y, SK-Y, FF, FR, INT, PD. Rows: 2025, Nicholls, Clemson.

Table with 13 columns: Opponent, 1, 2, 3, 1.0-2, 0.0-0, 0, 0, 0, 0. Rows: Memphis, Buffalo, South Alabama, Texas State, ULM, Louisiana, Arkansas State, Old Dominion, Georgia State.

CAREER HIGHS

Table with 2 columns: Stat, Value. Rows: Tackles, Tackles for Loss, Sacks, Interceptions, Passes Defended.

#6 JUSTIN POWE

S | Jr. | 6-0 | 204
Mobile, Ala. | Davidson HS

CAREER DEFENSIVE STATISTICS

Table with 13 columns: Year, GP/GS, UA, AT, Tot, TFL-Yd, Sk-Yd, FF, FR, INT, PD. Rows: 2023, 2024, 2025, TOTAL.

GAME-BY-GAME DEFENSE

Table with 13 columns: Opponent, UT, AT, Tot, TFL-Y, SK-Y, FF, FR, INT, PD. Rows: 2023, Stephen F. Austin, Kansas State, James Madison, Georgia State, Arkansas State, Army, Texas State, ULM.

Table with 13 columns: Opponent, UT, AT, Tot, TFL-Y, SK-Y, FF, FR, INT, PD. Rows: 2024, Nevada, Memphis, Iowa, Florida A&M, ULM, Texas State, South Alabama, Arkansas State, Coastal Carolina, Georgia Southern, Louisiana, Southern Miss.

Table with 13 columns: Opponent, UT, AT, Tot, TFL-Y, SK-Y, FF, FR, INT, PD. Rows: 2025, Nicholls, Clemson, Memphis, South Alabama, Texas State, ULM, Louisiana, Arkansas State, Old Dominion, Georgia State.

CAREER HIGHS

Table with 2 columns: Stat, Value. Rows: Tackles, Tackles for Loss, Sacks, Interceptions, Passes Defended.

#8 JAQUEZ WHITE

CB | Jr. | 6-1 | 190
Blackshear, Ga. | Pierce County HS | Washburn

CAREER DEFENSIVE STATISTICS

Table with columns: YEAR, GP/GS, UA, At, Tot, TFL-Y, Sk-Yd, FF, FR, INT, PD. Rows for 2023, 2024, 2025, and TOTAL.

CAREER PUNT RETURN STATISTICS

Table with columns: YEAR, GP/GS, ATT, Yds, TD, Avg., LG. Rows for 2023, 2024, 2025, and TOTAL.

GAME-BY-GAME DEFENSE

Table with columns: YEAR, UT, AT, Tot, TFL-Y, SK-Y, FF, FR, INT, PD. Rows for 2023 and 2024.

Table with columns: YEAR, UT, AT, Tot, TFL-Y, SK-Y, FF, FR, INT, PD. Rows for 2024 and 2025.

Table with columns: YEAR, UT, AT, Tot, TFL-Y, SK-Y, FF, FR, INT, PD. Rows for 2025.

GAME-BY-GAME PUNT RETURNS

Table with columns: YEAR, ATT, Yds, TD, LG. Row for 2022.

CAREER HIGHS

- Tackles: 10 vs. Emporia State, Sept. 21, 2024
Tackles for Loss: 1.0 (7x) vs. Arkansas State, Nov. 1, 2025
Sacks: 1.0 vs. South Alabama, Oct. 4, 2025
Interceptions: 1 (3x) vs. Louisiana, Oct. 26, 2025
Passes Defended: 4 at ULM, Oct. 18, 2025

#9 GOOSE CROWDER

QB | R-Jr. | 6-2 | 208
Gardendale, Ala. | Gardendale HS | West Virginia

CAREER PASSING STATISTICS

Table with columns: YEAR, GP/GS, C, A, INT, Yds, TD, Pct., LG. Rows for 2021, 2022, 2023, 2024.

Summary table with columns: YEAR, GP/GS, ATT, Yds, TD, Pct., LG. Rows for WVU, TROY, and TOTAL.

CAREER RUSHING STATISTICS

Table with columns: YEAR, GP/GS, ATT, Yds, TD, Y/A, LG. Rows for 2021, 2022, 2023, 2024, 2025, WVU, TROY, and TOTAL.

GAME-BY-GAME PASSING STATISTICS

Table with columns: YEAR, START, C, A, INT, Yds, TD, Pct., LG. Rows for 2021, 2022, 2023, and 2024.

Table with columns: YEAR, START, C, A, INT, Yds, TD, Pct., LG. Rows for 2024 and 2025.

GAME-BY-GAME RUSHING/RECEIVING

Table with columns: YEAR, ATT, Yds, TD, LG, REC, Yds, TD, LG. Rows for 2021 and 2022.

Table with columns: YEAR, ATT, Yds, TD, LG, REC, Yds, TD, LG. Rows for 2022.

Table with columns: YEAR, ATT, Yds, TD, LG, REC, Yds, TD, LG. Rows for 2023 and 2024.

Table with columns: YEAR, ATT, Yds, TD, LG, REC, Yds, TD, LG. Rows for 2024.

Table with columns: YEAR, ATT, Yds, TD, LG, REC, Yds, TD, LG. Rows for 2025.

CAREER HIGHS

- Rushing Att: 13 at Old Dominion, Nov. 13, 2025
Rushing Yards: 43 vs. Nicholls, Aug. 30, 2025
Rushing TDs: 1 (2x) vs. Nicholls, Aug. 30, 2025
Long Rush: 16 (2x) at Old Dominion, Nov. 13, 2025
Completions: 27 vs. Georgia State, Nov. 22, 2025
Attempts: 43 vs. Georgia State, Nov. 22, 2025
Passing Yards: 361 vs. Georgia State, Nov. 22, 2025
Passing TDs: 4 (2x) vs. Georgia State, Nov. 22, 2025
Long Pass: 98 vs. Florida A&M, Sept. 21, 2024

#10 TUCKER KILCREASE

QB | Jr. | 6-0 | 205
Brantley, Ala. | Brantley HS

CAREER PASSING STATISTICS

Table with columns: YEAR, GP/GS, C, A, INT, Yds, TD, Pct., LG. Rows for 2024, 2025, and TOTAL.

CAREER RUSHING STATISTICS

Table with columns: YEAR, GP/GS, ATT, Yds, TD, Y/A, LG. Rows for 2024, 2025, and TOTAL.

GAME-BY-GAME PASSING STATISTICS

Table with columns: YEAR, START, C, A, INT, Yds, TD, Pct., LG. Rows for 2024 and 2025.

Table with columns: YEAR, START, C, A, INT, Yds, TD, Pct., LG. Rows for 2025.

GAME-BY-GAME RUSHING/RECEIVING

Table with columns: YEAR, ATT, Yds, TD, LG, REC, Yds, TD, LG. Rows for 2024.

Table with columns: YEAR, ATT, Yds, TD, LG, REC, Yds, TD, LG. Rows for 2025.

Buffalo	1	1	2	1.0-1	0.0-0	0	0	0	0
South Alabama	1	2	3	1.0-2	1.0-2	0	0	0	0
Texas State	0	0	0	0.0-0	0.0-0	0	0	0	0
ULM	0	0	0	0.0-0	0.0-0	0	0	0	0
Louisiana	1	2	3	0.0-0	0.0-0	0	0	0	0
Arkansas State	1	3	4	0.0-0	0.0-0	0	0	0	0
Old Dominion	0	3	3	0.0-0	0.0-0	0	0	0	0

Interceptions:	N/A
Passes Defended:	1 vs. Louisiana, Oct. 25, 2025

CAREER HIGHS

Tackles:	5 vs. Florida A&M, Sept. 21, 2024
Tackles for Loss:	1.0 (5x) vs. South Alabama, Oct. 4, 2025
Sacks:	1.0 vs. South Alabama, Oct. 4, 2025
Interceptions:	N/A
Passes Defended:	N/A

#99 JULIAN PETERSON

DT | Sr. | 6-3 | 305
Pinson, Ala. | Pinson Valley HS

CAREER DEFENSIVE STATISTICS

YEAR	GP/GS	UA	AT	Tot	TFL-Yd	Sk-Yd	FF	FR	INT	PD
2022	3/0	0	0	0	0.0-0	0.0-0	0	0	0	0
2023	14/0	2	3	5	1.5-14	1.5-14	0	0	0	0
2024	12/7	11	14	25	5.0-16	2.5-11	0	0	0	0
2025	10/0	10	17	27	4.0-5	1.0-2	0	0	0	1
TOTAL	39/7	23	34	57	10.5-35	5.0-27	0	0	0	1

GAME-BY-GAME DEFENSE

2022	UT	AT	Tot	TFL-Y	SK-Y	FF	FR	INT	PD
Alabama A&M	0	0	0	0.0-0	0.0-0	0	0	0	0
ULM	0	0	0	0.0-0	0.0-0	0	0	0	0
Arkansas State	0	0	0	0.0-0	0.0-0	0	0	0	0

2023	UT	AT	Tot	TFL-Y	SK-Y	FF	FR	INT	PD
Stephen F. Austin	0	1	1	0.0-0	0.0-0	0	0	0	0
Kansas State	0	0	0	0.0-0	0.0-0	0	0	0	0
James Madison	0	0	0	0.0-0	0.0-0	0	0	0	0
Western Kentucky	0	0	0	0.0-0	0.0-0	0	0	0	0
Georgia State	0	0	0	0.0-0	0.0-0	0	0	0	0
Arkansas State	1	1	2	1.5-14	1.5-14	0	0	0	0
Army	0	0	0	0.0-0	0.0-0	0	0	0	0
Texas State	0	0	0	0.0-0	0.0-0	0	0	0	0
South Alabama	0	0	0	0.0-0	0.0-0	0	0	0	0
ULM	1	1	2	0.0-0	0.0-0	0	0	0	0
Louisiana	0	0	0	0.0-0	0.0-0	0	0	0	0
Southern Miss	0	0	0	0.0-0	0.0-0	0	0	0	0
App State	0	0	0	0.0-0	0.0-0	0	0	0	0
Duke	0	0	0	0.0-0	0.0-0	0	0	0	0

2024	UT	AT	Tot	TFL-Y	SK-Y	FF	FR	INT	PD
Nevada	0	3	3	0.0-0	0.0-0	0	0	0	0
Memphis	0	0	0	0.0-0	0.0-0	0	0	0	0
Iowa	2	0	2	1.0-8	1.0-8	0	0	0	0
Florida A&M	0	2	2	0.5-0	0.0-0	0	0	0	0
ULM	1	3	4	1.5-4	0.0-0	0	0	0	0
Texas State	1	1	2	0.0-0	0.0-0	0	0	0	0
South Alabama	2	1	3	1.0-3	1.0-3	0	0	0	0
Arkansas State	0	1	1	0.0-0	0.0-0	0	0	0	0
Coastal Carolina	1	1	2	0.5-0	0.5-0	0	0	0	0
Georgia Southern	0	0	0	0.0-0	0.0-0	0	0	0	0
Louisiana	4	0	4	1.0-1	0.0-0	0	0	0	0
Southern Miss	0	2	2	0.0-0	0.0-0	0	0	0	0

2025	UT	AT	Tot	TFL-Y	SK-Y	FF	FR	INT	PD
Nicholls	0	3	3	0.5-1	0.0-0	0	0	0	0
Clemson	0	0	0	0.0-0	0.0-0	0	0	0	0
Memphis	4	4	8	1.5-2	0.5-1	0	0	0	0
Buffalo	1	0	1	0.0-0	0.0-0	0	0	0	0
South Alabama	1	0	1	0.0-0	0.0-0	0	0	0	0
Texas State	1	3	4	0.0-0	0.0-0	0	0	0	0
ULM	1	1	2	0.5-0	0.0-0	0	0	0	0
Louisiana	0	4	4	0.5-1	0.5-1	0	0	0	1
Arkansas State	2	1	3	1.0-1	0.0-0	0	0	0	0
Old Dominion	0	1	1	0.0-0	0.0-0	0	0	0	0

CAREER HIGHS

Tackles:	8 vs. Memphis, Sept. 13, 2025
Tackles for Loss:	1.5 (3x) vs. Memphis, Sept. 13, 2025
Sacks:	1.5 vs. Arkansas State, Oct. 7, 2023

GAME TWELVE | THE LAST TIME

Shutout an opponent: Oct. 14, 2023, at Army (19-0)
 Rushed for more than 300 yards: Nov. 2, 2024, vs. Coastal Carolina
 (55 rushes, 342 yards)
 Rushed for more than 400 yards: Sept. 14, 2002 vs. Southern Utah
 (52 rushes, 464 yards)
 Passed for more than 300 yards: Nov. 22, 2025, vs. Georgia State
 (361 yards)
 Passed for more than 400 yards: Oct. 11, 2025, at Texas State
 (415 yards)
 Recorded 600-699 yds offense: Nov. 9, 2019, vs. Georgia Southern
 (273 rushing, 330 passing, 603 total)
 Recorded more than 700 yds offense: Sept. 3, 2016 vs. Austin Peay
 (383 rushing, 323 passing, 706 total)
 Ran at least 100 plays Oct. 12, 2013 at Georgia State (102 plays)
 Scored 50 or more points: Nov. 30, 2025, vs. Southern Miss (52)
 Returned the Opening Kickoff for TD: Sept. 29, 2018, vs. Coastal Carolina
 (96 yards by Marcus Jones)
 Scored on First Play: Sept. 3, 2016 vs. Austin Peay
 (48-yard run by Jordan Chunn)
 Scored on First Two Plays: Nov. 18, 2000 vs. Jacksonville State
 (65-yard pass from Brock Nutter to Jonathan Carter
 33-yard pass from Thad Buttone to Jonathan Carter)
 Scored on a Hail Mary Sept. 23, 2023, vs. Western Kentucky
 40-yard pass from Gunnar Watson to Chris Lewis, end of first half
 Scored on First Play of Second Half Oct. 1, 2016 at Idaho
 (John Johnson 60-yard pass from Brandon Silvers)
 Scored on First Play of Season Sept. 3, 2016 vs. Austin Peay
 (48-yard run by Jordan Chunn)
 Passed for less than 100 yards: Sept. 13, 2025, vs. Memphis
 (12-32, 72 yards)
 Passed for less than 100 yds in 3 straight games: Oct. 16-23-30, 2004
 at Arkansas State (73 yards); at LSU (60 yards); vs. Idaho (48 yards)
 Failed to record 200 yards total offense: Nov. 1, 2025, vs. Arkansas State
 (21 rushing, 166 passing, 187 total)
 Failed to record 100 yards total offense: Oct. 9, 1982 vs SE Louisiana
 (27 rushing, 48 passing, 75 total)
 Failed to score a touchdown and lost: Nov. 13, 2025, at Old Dominion (0-33)
 Failed to score a touchdown and won: Nov. 17, 2018, vs. Texas State
 (12-7; four field goals)
 Held an opponent to negative yards rushing: Sept. 18, 2021, at Southern Miss
 (39 carries, -1 yards)
 Held an opponent to less than 100 yards passing: Oct. 14, 2023, vs. Army
 (9-18, 78 yards)
 Held an opponent to less than 50 yards passing: Oct. 30, 2014
 at Georgia Southern (6-10, 40 yards)
 Held an opponent to less than 10 yards passing: Oct. 27, 2001
 vs. Southern Utah (1-8, 6 yards)
 Held opponent to less than 200 yards total offense: Sept. 24, 2022, vs. Marshall
 (96 rush, 78 pass, 174 total)
 Returned a kickoff for a touchdown: Sept. 14, 2019, vs. Southern Miss
 (69 yards by Reggie Todd)
 Returned a punt for a touchdown: Sept. 14, 2024, at Iowa
 (Devonte Ross, 77 yards)
 Blocked an opponent's punt: Nov. 13, 2025, at Old Dominion (Keyshawn Campbell)
 Blocked two opponent punts in a game: Oct. 26, 2002 vs. FAU
 Blocked an opponent's field goal attempt: Nov. 11, 2023, at ULM
 (Zach Edwards)
 Blocked an opponent's PAT try: Sept. 18, 2021, at Southern Miss
 (Will Choloh)
 Returned an interception for a TD: Oct. 25, 2025, vs. Louisiana
 (Jaquez White, 30 yards)
 Returned a fumble for a touchdown: Sept. 13, 2025, vs. Memphis
 (Taleeq Robbins, 15 yards)
 Returned a fumble and an INT for touchdowns: Oct. 24, 2020, vs. Georgia State
 (Shakel Brown, 21-yard fumble; Reddy Steward, 35-yard INT)
 Attempted an on-side kick Oct. 11, 2025, at Texas State
 Converted an on-side kick Oct. 11, 2025, at Texas State
 Attempted a fake punt Nov. 9, 2019, vs. Georgia Southern (Successful)
 Attempted a fake field goal: Sept. 6, 2025, at Clemson
 (Unsuccessful)
 Scored a safety: Dec. 5, 2020, at South Alabama
 TEAM
 Converted multiple 2-point conversions Nov. 23, 2024, at Louisiana (2)
 Returned a PAT attempt for two points: Nov. 25, 2000
 Chris Archie vs. Appalachian State (INT, 102 yards)
 2 players rush for 100 yards in a game: Nov. 2, 2024, vs. Coastal Carolina
 (Damien Taylor, 190 yards; Gerald Green, 123 yards)
 3 players rush for 100 yards in a game: Sept. 14, 2002 vs. S. Utah
 (Marrio Fraser, 125; DeWhitt Betterson, 122; LeBarron Black, 100)

Quarterback rush for 100 yards in a game: Oct. 4, 2023, vs. South Alabama
 Tucker Kilcrease (19 carries, 102 yards)
 Player rushed for 100 yds in consecutive games: Gerald Green, 2024
 (113 at Arkansas State, 123 vs. Coastal Carolina
 Player rushed for 100 yds in three consecutive games: 2018, B.J. Smith
 (103 vs. Coastal Carolina; 140 vs. Georgia State; 111 at Liberty)
 Player rushed for 100 yds in four consecutive games: 2018, B.J. Smith
 (103 vs. Coastal Carolina; 140 vs. Georgia St; 111 at Liberty, 170 at South Alabama)
 Player rushed for 100 yds in five consecutive games: 2018, B.J. Smith
 (103 vs. Coastal Carolina; 140 vs. Georgia St; 111 at Liberty,
 170 at South Alabama, 103 vs. Louisiana)
 Player rush for more than 200 yards in a game: Sept. 2, 2023, vs. Stephen F. Austin
 (Kimani Vidal, 25 carries, 248 yards)
 Had a player record 40 carries in a game: Nov. 15, 2003 vs. Utah St
 (DeWhitt Betterson, 46 carries, 230 yards, 2 TDs)
 Had a player rush for three TD in a game: Dec. 2, 2023, vs. App State
 (Kimani Vidal - 5)
 Had a player rush for four TD in a game: Dec. 2, 2023, vs. App State
 (Kimani Vidal - 5)
 Player record 100 yards rushing and receiving : Sept. 9, 2000 vs. App State
 (Demontray Carter, 102 rushing & 153 receiving)
 2 players with more than 100 yards receiving in a game: Sept. 24, 2022, vs. Marshall
 (Tez Johnson, 121; Jabre Barber 101)
 3 players with more than 100 yards receiving in a game: Sept. 14, 2019, vs. Southern Miss
 (Geiger, 118; Eafford, 110; Whittemore, 110, McClain, 104)
 4 players with more than 100 yards receiving in a game: Sept. 14, 2019, vs. Southern Miss
 (Geiger, 118; Eafford, 110; Whittemore, 110, McClain, 104)
 Player with three or more touchdown receptions in game Sept. 21, 2024, vs. Florida A&M
 Devonte Ross (3)
 Made three field goals in a game: Sept. 24, 2022, vs. Marshall
 (Brooks Buce - 40, 25, 28)
 Make a game-winning FG with less than one minute in game: Oct. 17, 2020, vs. Eastern Kentucky
 (Evan Legassey, 47 yards, 0:02)
 Played an overtime game: Oct. 11, 2025, at Texas State
 (Troy 48, Texas State 41)
 Punted on third down: Oct. 12, 2002, vs. Mississippi State
 (3rd-and-16 from the Troy 4-yard line)
 A player record two interceptions in a game: Nov. 26, 2022, at Arkansas State
 (Reddy Steward)
 A player record three interceptions in a game: Nov. 15, 2014
 at Idaho (Montres Kitchens)
 A player recorded multiple interceptions in consecutive games: Blace Brown
 (Sept. 24, 2016 vs. New Mexico State [2] & Oct. 1, 2016 at Idaho [2])
 Rallied from 17-point or more deficit Oct. 11, 2025, at Texas State; trailed 28-7, won 48-41
 20-Play Scoring Drive Nov. 5, 2022, at Louisiana

LAST TIME ... AN OPPONENT

Shutout Troy: Nov. 13, 2025, at Old Dominion (0-33)
 Rushed for more than 300 yards: Nov. 13, 2025, at Old Dominion
 (47 attempts, 351 yards)
 Had more than 600 yards total offense: Sept. 26, 2020, at BYU
 (192 rushing, 472 passing, 664 overall)
 Returned a kickoff for a touchdown: Nov. 23, 2024, at Louisiana
 (Robert Williams, 96 yards)
 Returned a punt for a touchdown: Sept. 2, 2017, at Boise State
 (Avery Williams, 81 yards)
 Returned two punts for TD in a game: Aug. 31, 2002 vs. Nebraska
 (DeJuan Groce, 83 and 72 yards)
 Returned a blocked punt for a touchdown: Dec. 3, 2011
 at Arkansas State (Jones)
 Blocked a Troy punt: Nov. 2, 2024, vs. Coastal Carolina
 Blocked two Troy punts: Nov. 2, 2002 vs. Arkansas
 (Tom Crowder and Bo Mosley)
 Blocked a Troy field goal attempt: Dec. 5, 2020, at South Alabama
 Blocked a Troy field goal and returned for TD: Never (FBS era)
 Blocked a Troy PAT Attempt: Nov. 5, 2022, at Louisiana
 Returned an interception for a TD: Sept. 14, 2024, at Iowa
 Returned a fumble for a touchdown: Sept. 2, 2023, vs. Stephen F. Austin
 Returned a fumble and an INT for touchdowns: Sept. 7, 2002 vs. UAB
 (Chris Brown, 91-yard fumble; Gaylon Black, 30-yard INT)
 Scored a safety: Oct. 15, 2024, at South Alabama
 Returned a missed PAT attempt for two points: Never
 A player rushed for 200 yards in a game: Nov. 26, 2011 at WKU
 (Bobby Rainey, 43 carries, 227 yards, 3 TDs)
 Converted a Fake Punt: Sept. 30, 2023, at Georgia State
 Failed on a Fake Punt: Sept. 17, 2016, at Southern Miss

GAME 1

NICHOLLS	0	10	7	3	20
TROY	0	7	3	28	38

AUG. 30 • TROY, ALA. • VETERANS MEMORIAL STADIUM • 25,556

	NICHOLLS	TROY
FIRST DOWNS	16	23
Rushing	4	13
Passing	7	9
Penalty	5	1
NET YARDS RUSHING	65	272
Rushing Attempts	25	44
Average Per Rush	2.6	6.2
Rushing Touchdowns	1	2
Yards Gained Rushing	98	278
Yards Lost Rushing	33	6
NET YARDS PASSING	184	144
Completions-Attempts-Int	21-27-1	14-24-0
Average Per Attempt	6.8	6.0
Average Per Completion	8.8	10.3
Passing Touchdowns	1	3
TOTAL OFFENSE YARDS	249	416
Total offense plays	52	68
Average Gain Per Play	4.8	6.1
Fumbles: Number-Lost	0-0	0-0
Penalties: Number-Yards	6-45	8-100
PUNTS-YARDS	4-149	3-162
Average Yards Per Punt	37.2	54.0
Net Yards Per Punt	37.2	43.3
Inside 20	1	1
50+ Yards	1	3
Touchbacks	0	0
Fair catch	2	0
KICKOFF-YARDS	5-248	7-455
Average Yards Per Kickoff	49.6	65.0
Net Yards Per Kickoff	36.2	40
Touchbacks	0	7
Fair Catch Yards	0	0
Punt returns: Number-Yards-TD	1-32-0	0-0-0
Average Per Return	32.0	0.0
Kickoff returns: Number-Yds-TD	0-0-0	5-67-0
Average Per Return	0.0	13.4
Interceptions: Number-Yds-TD	0-0-0	1-1-0
Fumble Returns: Number-Yds-TD	0-0-0	0-0-0
Miscellaneous Yards	0	0
Possession Time	29:13	30:47
1st Quarter	07:36	07:24
2nd Quarter	07:54	07:06
3rd Quarter	04:51	10:09
4th Quarter	08:52	06:08
Third-Down Conversions	4-11	9-15
Fourth-Down Conversions	0-1	1-2
Red-Zone Scores-Chances	2-2	3-3
Touchdowns	1	2
Field goals	1	1
Sacks By: Number-Yards	1-1	4-32
PAT Kicks	2-2	5-5
2Pts Conversions	0-0	0-0
Field Goals	2-2	1-1
Points off Turnover	0	7

NOTABLE

• Troy trailed 10-0 in the first quarter and came back to win 38-20. It was the Trojans' largest comeback since overcoming a 12-0 deficit to win 18-12 in the 2022 Cure Bowl against UTSA.

• Paul Bowling became the first true freshman to start at center in a season opener at Troy since at least 1982 (records prior are incomplete).

• Tae Meadows rushed for 186 yards and a touchdown on 23 carries, which ranks as the 19th most in a game in program history and the third-most in a season opener in program history -- Kimani Vidal 248 yards (Stephen F. Austin, 2023), Shawn Southward (UAB, 2012).

• Troy rushed for 272 yards as a team to improve 25-0 since 2015 when rushing for more than 200 yards and 29-0 since joining the Sun Belt in 2004 when rushing for 250 yards.

• Troy finished with 23 first downs in the game, marking the sixth straight game that the Trojans have topped 23 first downs dating back to last season.

• Troy's 28-point fourth quarter was its highest scoring quarter since scoring 28 in the fourth quarter of the 2023 Sun Belt Championship Game victory over App State.

• Troy held Nicholls to just four rushing first downs; the Trojans have held four straight opponents to four or fewer first downs and six of their last seven opponents.

• Troy has held five of its last seven opponents to 318 yards or fewer after limiting Nicholls to 249 yards of offense.

• Evan Crenshaw averaged 54.0 yards per punt on his three attempts; it is the fourth-best average by a Troy punter since at least 1995 with at least three attempts in a game.

STAT LEADERS

NICHOLLS

Rushing	No	Yds	TD	Lg	Avg
Hoffman, Tamaj	9	52	0	31	5.8
Brock, Miequle	7	34	1	20	4.9

Passing	A	C	I	Yds	TD	Lng
Hogan, Deuce	27	21	1	184	1	58

Receiving	No.	Yds	TD	Long
Brock, Miequle	6	87	1	58
Osby, Scrapy	5	36	0	17
Lewis, Solo	4	23	0	13
Smith, Jordan	1	12	0	12

TROY

Rushing	No	Yds	TD	Lg	Avg
Meadows, Tae	23	186	1	47	8.1
Crowder, Goose	7	43	1	16	6.1

Passing	A	C	I	Yds	TD	Lng
Crowder, Goose	24	14	0	144	3	28

Receiving	No.	Yds	TD	Long
Conner, Ethan	4	20	1	7
Mothershed, Roman	2	32	1	27
Higgins, Peyton	2	21	0	14
Taylor, Tray	1	28	1	28

GAME 2

TROY	7	9	0	0	16
#8 CLEMSON	0	3	17	7	27

SEPT. 6 • CLEMSON, S.C. • MEMORIAL STADIUM • 77,890

	TROY	CLEM
FIRST DOWNS	16	17
Rushing	8	6
Passing	8	8
Penalty	0	3
NET YARDS RUSHING	78	120
Rushing Attempts	32	31
Average Per Rush	2.4	3.9
Rushing Touchdowns	0	1
Yards Gained Rushing	116	137
Yards Lost Rushing	38	17
NET YARDS PASSING	223	196
Completions-Attempts-Int	19-31-3	18-24-1
Average Per Attempt	7.2	8.2
Average Per Completion	11.7	10.9
Passing Touchdowns	1	2
TOTAL OFFENSE YARDS	301	316
Total offense plays	63	55
Average Gain Per Play	4.8	5.7
Fumbles: Number-Lost	0-0	1-1
Penalties: Number-Yards	10-97	3-30
PUNTS-YARDS	3-126	3-135
Average Yards Per Punt	42.0	45.0
Net Yards Per Punt	35.3	44.7
Inside 20	2	1
50+ Yards	0	1
Touchbacks	1	0
Fair catch	1	2
KICKOFF-YARDS	4-232	6-369
Average Yards Per Kickoff	58.0	61.5
Net Yards Per Kickoff	38	40.7
Touchbacks	2	5
Fair Catch Yards	0	0
Punt returns: Number-Yards-TD	1-1-0	0-0-0
Average Per Return	1.0	0.0
Kickoff returns: Number-Yds-TD	0-0-0	2-30-0
Average Per Return	0.0	15.0
Interceptions: Number-Yds-TD	1-4-1	3-13-0
Fumble Returns: Number-Yds-TD	1-53-0	0-0-0
Miscellaneous Yards	0	0
Possession Time	33:01	26:59
1st Quarter	07:44	07:16
2nd Quarter	09:28	05:32
3rd Quarter	07:45	07:15
4th Quarter	08:04	06:56
Third-Down Conversions	5-13	5-12
Fourth-Down Conversions	1-2	0-1
Red-Zone Scores-Chances	1-1	3-3
Touchdowns	0	1
Field goals	1	2
Sacks By: Number-Yards	1-11	4-37
PAT Kicks	1-2	3-3
2Pts Conversions	0-0	0-0
Field Goals	1-2	2-2
Points off Turnover	9	10

NOTABLE

• Troy's last two losses to Clemson have come by a combined 13 points; the Tigers were ranked No. 2 and No. 8 in those contests.

• With the touchdown pass on the opening drive, Troy extended its consecutive drive with a score streak to seven straight (not counting taking a knee to run out the clock vs. Nicholls) ... it was the most consecutive drives with a score since 2022 when Troy scored on eight straight drives at Arkansas State and against Coastal Carolina (SBC Championship Game).

• Luke Hodge forced a fumble on 4th-and-2 at the end of the first quarter and Justin Powe returned it 53 yards ... it was the first forced fumble in Hodge's career and the longest fumble return by a Trojan since a 63-yard return by Chris Pickett against Middle Tennessee on Sept. 24, 2011.

• T.J. Thompson returned an interception four yards for a touchdown in the second quarter; it was Troy's first interception for a touchdown since a 45-yard return by Reddy Steward in 2023. It was Troy's first defensive score since a 10-yard fumble return for a touchdown by Don Callis in the 2023 Sun Belt Championship Game against App State.

• Troy held Clemson to 316 yards of total offense, the fewest by a non-Power 4 opponent since South Florida limited the Tigers to 296 yards in 2010 and the fewest at home by a non-P4 opponent since UCF held the Tigers to 292 yards in 2001.

• Troy held Clemson to 196 passing yards, the fewest allowed by a non-Power 4 team since Georgia State held the Tigers to 148 yards in 2014.

STAT LEADERS

TROY

Rushing	No	Yds	TD	Lg	Avg
Meadows, Tae	16	76	0	28	4.8
Crowder, Goose	10	10	0	9	1.0

Passing	A	C	I	Yds	TD	Lng
Crowder, Goose	31	19	3	223	1	44

Receiving	No.	Yds	TD	Long
Tray Taylor	4	69	1	44
RaRa Thomas	4	40	0	19
Ethan Conner	3	53	0	24
DJ Epps	2	30	0	17

CLEMSON

Rushing	No	Yds	TD	Lg	Avg
Randall, Adam	21	112	1	30	5.3
Davidson, Gideon	2	5	0	6	2.5

Passing	A	C	I	Yds	TD	Lng
Klubnik, Cade	24	18	1	196	2	35

Receiving	No.	Yds	TD	Long
Bryant Wesco Jr.	7	118	2	35
Tyler Brown	4	45	0	23
Adam Randall	4	23	0	9
Olsen Patt-Henry	1	11	0	11

GAME TWELVE | NOTES

GAME 3

MEMPHIS	7	14	0	7	28
TROY	0	7	0	0	7

SEPT. 13 • TROY, ALA. • VETERANS MEMORIAL STADIUM • 23,384

	MEMPHIS	TROY
FIRST DOWNS	22	12
Rushing	14	4
Passing	8	5
Penalty	0	3
NET YARDS RUSHING	217	40
Rushing Attempts	45	23
Average Per Rush	4.8	1.7
Rushing Touchdowns	3	0
Yards Gained Rushing	239	77
Yards Lost Rushing	22	37
NET YARDS PASSING	213	72
Completions-Attempts-Int	17-27-0	12-32-1
Average Per Attempt	7.9	2.2
Average Per Completion	12.5	6.0
Passing Touchdowns	1	0
TOTAL OFFENSE YARDS	430	112
Total offense plays	72	55
Average Gain Per Play	6.0	2.0
Fumbles: Number-Lost	1-1	0-0
Penalties: Number-Yards	7-65	4-20
PUNTS-YARDS	6-248	11-530
Average Yards Per Punt	41.3	48.2
Net Yards Per Punt 4	1.3	47.3
Inside 20	6	5
50+ Yards	0	5
Touchbacks	0	0
Fair catch	4	4
KICKOFF-YARDS	5-323	2-127
Average Yards Per Kickoff	64.6	63.5
Net Yards Per Kickoff	40.	6.35
Touchbacks	4	0
Fair Catch Yards	0	25
Punt returns: Number-Yards-	4-10-0	0-0-0
Average Per Return	2.5	0.0
Kickoff returns: Number-Yds-TD	0-0-0	1-20-0
Average Per Return	0.0	20.0
Interceptions: Number-Yds-TD	1--1-0	0-0-0
Fumble Returns: Number-Yds-TD	0-0-0	1-15-1
Miscellaneous Yards	0	0
Possession Time	36:55	23:05
1st Quarter	11:34	03:26
2nd Quarter	08:14	06:46
3rd Quarter	09:10	05:50
4th Quarter	07:57	07:03
Third-Down Conversions	6-15	4-15
Fourth-Down Conversions	1-2	0-0
Red-Zone Scores-Chances	3-3	0-1
Touchdowns	3	0
Field goals	0	0
Sacks By: Number-Yards	4-35	3-20
PAT Kicks	4-4	1-1
2Pts Conversions	0-0	0-0
Field Goals	0-0	0-0
Points off Turnover	0	0

NOTABLE

- Roman Mothershed caught a career-best eight passes for a career-high 58 yards. He accounted for 75 percent of Troy's receptions.

- Troy's 112 yards of total offense were its fewest in the program's Division I history.

- Troy scored in the second quarter after Donnie Smith forced a fumble that was recovered by Taleeq Robbins and returned 15 yards. It marked Smith's first career forced fumble and Robbins' first fumble recovery.

- Troy scored a defensive touchdown for a second consecutive week, as TJ Thompson had a pick-six in last week's game at Clemson. It's the first time since 2023 that Troy has had a defensive touchdown in back-to-back games, following Chris Rodgers' scoop-and-score against Southern Miss in the regular season finale and Don Callis' scoop-and-score in the Sun Belt Championship game victory over App State.

- Troy sacked Memphis quarterback Brendon Lewis three times; it marked the 28th game since the start of the 2022 season in which Troy has recorded multiple sacks in a game.

- Evan Crenshaw punted 11 times for 530 yards, which is the 23rd most punting yards by a player in a game since 1995 and the most in Troy program history.

- Evan Crenshaw averaged 48.2 yards on his 11 punts, with five punts inside the 20-yard line and five punts of 50-plus yards.

- Evan Crenshaw's 48.2-yard per punt average is the 23rd-highest by a player with at least 10 punts since at least 1995.

STAT LEADERS

MEMPHIS

Rushing	No	Yds	TD	Lg	Avg
Smith, Sutton	18	113	2	50	6.3
Lewis, Brendon	13	41	0	10	3.2

Passing	A	C	I	Yds	TD	Lng
Lewis, Brendon	27	17	0	213	1	41

Receiving	No.	Yds	TD	Long
Braham, Cortez	4	69	0	30
Hawkins, Jamari	3	55	0	41
Ross, Christian	3	18	0	9
Kluse, Brady	2	24	1	18

TROY

Rushing	No	Yds	TD	Lg	Avg
Lovett, Jordan	8	50	0	15	6.2
Meadows, Tae	5	7	0	3	1.4

Passing	A	C	I	Yds	TD	Lng
Kilcrease, Tucker	29	10	1	65	0	25
Crowder, Goose	3	2	0	7	0	5

Receiving	No.	Yds	TD	Long
Mothershed, R	8	58	0	25
Higgins, Peyton	2	0	0	5
Worley, Jackson	1	13	0	13
Lovett, Jordan	1	1	0	1

GAME 4

TROY	0	0	0	21	21
BUFFALO	7	0	7	3	17

SEPT. 20 • BUFFALO, N.Y. • UB STADIUM • 12,068

	TROY	BUF
FIRST DOWNS	22	14
Rushing	11	6
Passing	10	7
Penalty	1	1
NET YARDS RUSHING	163	125
Rushing Attempts	47	34
Average Per Rush	3.5	3.7
Rushing Touchdowns	2	2
Yards Gained Rushing	192	129
Yards Lost Rushing	29	4
NET YARDS PASSING	202	153
Completions-Attempts-Int	19-36-1	14-28-0
Average Per Attempt	5.6	5.5
Average Per Completion	10.6	10.9
Passing Touchdowns	1	0
TOTAL OFFENSE YARDS	365	278
Total offense plays	83	62
Average Gain Per Play	4.4	4.5
Fumbles: Number-Lost	4-1	1-0
Penalties: Number-Yards	5-60	5-30
PUNTS-YARDS	5-261	8-333
Average Yards Per Punt	52.2	41.6
Net Yards Per Punt 5	2.2	39.5
Inside 20	3	1
50+ Yards	3	0
Touchbacks	0	0
Fair catch	1	1
KICKOFF-YARDS	4-257	4-225
Average Yards Per Kickoff	64.2	56.2
Net Yards Per Kickoff	40	37.8
Touchbacks	3	1
Fair Catch Yards	0	0
Punt returns: Number-Yards-TD	5-17-0	1-0-0
Average Per Return	3.4	0.0
Kickoff returns: Number-Yds-TD	3-49-0	1-22-0
Average Per Return 1	6.3	22.0
Interceptions: Number-Yds-TD	0-0-0	1-12-0
Fumble Returns: Number-Yds-TD	0-0-0	0-0-0
Miscellaneous Yards	0	0
Possession Time	32:52	27:08
1st Quarter	05:34	09:26
2nd Quarter	11:11	03:49
3rd Quarter	05:55	09:05
4th Quarter	10:12	04:48
Third-Down Conversions	10-21	6-17
Fourth-Down Conversions	3-4	0-1
Red-Zone Scores-Chances	3-4	1-1
Touchdowns	3	1
Field goals	0	0
Sacks By: Number-Yards	0-0	7-24
PAT Kicks	3-3	2-2
2Pts Conversions	0-0	0-0
Field Goals	0-0	1-1
Points off Turnover	0	3

NOTABLE

- Troy improved to 7-3 all-time against the current members of the Mid-American Conference.

- Safety Rondell Carter and offensive lineman Caleb Ash both made their first career starts, while quarterback Tucker Kilcrease started his first game of the season.

- Troy rallied from a 17-0 deficit in the fourth quarter; it's Troy's largest comeback since a 23-17 victory at Louisiana in 2002, when Troy trailed 17-0 in the fourth quarter. Troy scored with 10:23, 5:45 and 0:45 in the fourth quarter.

- RaRa Thomas caught his first touchdown in a Troy uniform to pull the Trojans within 17-14 with 5:45 to play in the game. It was his first touchdown catch since Oct. 7, 2023, against Kentucky when he was a member of the Georgia Bulldogs.

- Troy went into the break with just 117 yards of total offense; the Trojans racked up 248 yards in the second half, including 189 yards in their 17-point fourth quarter.

- Troy held Buffalo to 278 yards of total offense; the Trojans have held 19 opponents to fewer than 300 yards since the start of the 2022 season, improving to 17-2 in those games.

- Troy held Buffalo 57 yards over its final four drives of the game (after the Bulls took a 17-0 lead), with 46 of those yards coming on the final drive of the game.

- Troy forced Buffalo into a 3-and-out on six of its 12 possessions.

STAT LEADERS

TROY

Rushing	No	Yds	TD	Lg	Avg
Meadows, Tae	14	68	1	20	4.9
Kilcrease, Tucker	16	50	1	13	3.1

Passing	A	C	I	Yds	TD	Lng
Kilcrease, Tucker	24	14	0	148	1	41
Ale, Ui	10	5	0	54	0	14

Receiving	No.	Yds	TD	Long
Thomas, RaRa	5	78	1	41
Taylor, Tray	4	20	0	9
Mothershed, Roman	3	52	0	29

BUFFALO

Rushing	No	Yds	TD	Lg	Avg
Henderson, Al-Jay	22	76	1	22	3.5
Sperling, Lamar	7	35	0	14	5.0

Passing	A	C	I	Yds	TD	Lng
Roberson, Ta'Quan	15	9	0	104	0	39
Gray, Gunnar	13	5	0	49	0	20

Receiving	No.	Yds	TD	Long
Snow, Victor	5	38	0	17
Henderson, Al-Jay	3	35	0	16
Morrow, Chance	1	20	0	20

GAME 5

S. ALABAMA	7	0	10	7	0	24
TROY	7	7	7	3	7	31

OCT. 4 • TROY, ALA. • VETERANS MEMORIAL STADIUM • 28,035

	USA	TROY
FIRST DOWNS	18	20
Rushing	13	10
Passing	5	9
Penalty	0	1
NET YARDS RUSHING	265	217
Rushing Attempts	56	45
Average Per Rush	4.7	4.8
Rushing Touchdowns	1	2
Yards Gained Rushing	292	227
Yards Lost Rushing	27	10
NET YARDS PASSING	104	203
Completions-Attempts-Int	10-15-0	13-21-1
Average Per Attempt	6.9	9.7
Average Per Completion	10.4	15.6
Passing Touchdowns	2	2
TOTAL OFFENSE YARDS	369	420
Total offense plays	71	66
Average Gain Per Play	5.	2.6
Fumbles: Number-Lost	0-0	1-1
Penalties: Number-Yards	7-45	3-15
PUNTS-YARDS	5-249	3-143
Average Yards Per Punt	49.8	47.7
Net Yards Per Punt	36.8	48
Inside 20	1	3
50+ Yards	3	1
Touchbacks	0	0
Fair catch	1	0
KICKOFF-YARDS	5-304	5-290
Average Yards Per Kickoff	60.8	58.0
Net Yards Per Kickoff	42	38
Touchbacks	1	4
Fair Catch Yards	23	0
Punt returns: Number-Yards-TD	1-1-0	4-65-0
Average Per Return	-1.0	16.2
Kickoff returns: Number-Yds-TD	1-0-0	3-46-0
Average Per Return	0.0	15.3
Interceptions: Number-Yds-TD	1-0-	0-0-0
Fumble Returns: Number-Yds-TD	0-0-0	0-0-0
Miscellaneous Yards	0	0
Possession Time	30:11	29:49
1st Quarter	07:07	07:53
2nd Quarter	06:33	08:27
3rd Quarter	09:29	05:31
4th Quarter	07:02	07:58
Third-Down Conversions	8-17	5-15
Fourth-Down Conversions	1-3	3-4
Red-Zone Scores-Chances	1-2	3-3
Touchdowns	1	2
Field goals	0	1
Sacks By: Number-Yards	0-0	4-25
PAT Kicks	3-3	4-4
2Pts Conversions	0-0	0-0
Field Goals	1-1	1-2
Points off Turnover	3	0

NOTABLE

- It was Troy's first overtime game since Oct. 31, 2015, against Appalachian State. Troy lost that game in triple overtime.
- Troy improves to 2-6 all-time in overtime games; the Trojans' last overtime victory came on Aug. 31, 2013, against UAB (34-31).
- Troy has won seven of the last eight meetings between the two in-state rivals.
- Tucker Kilcrease rushed for 102 yards on 19 carries; he is the first Troy quarterback to rush for more than 100 yards since Kaleb Barker rushed for 111 yards on five carries against Georgia State in 2018.
- Tucker Kilcrease became just the second Troy quarterback since 1995 to pass for more than 200 yards and throw for more than 100 yards in a game. He joins Deon Anthony (245 passing yards, 115 rushing yards), who did so against FIU on Oct. 20, 2012.
- Troy did not allow a sack in the game after allowing seven in the victory at Buffalo; it marked the first time this season that the Trojans have not allowed a sack.
- Devin Lafayette finished the game with a career-high 19 tackles. It's tied for the fourth most tackles by a Trojan since 1995 and the most by a Trojan not named Carlton Martial since Brynden Trawick's 20 tackles against Western Kentucky in 2011. Martial (the NCAA's all-time leading tackler) had three 19-plus-tackle games, with one each in 2020, 2021 and 2022.

STAT LEADERS

SOUTH ALABAMA

Rushing	No	Yds	TD	Lg	Avg
Bullock, Kentrel	21	86	0	9	4.1
Davenport, Bishop	15	72	1	56	4.8

Passing	A	C	I	Yds	TD	Lng
Davenport, Bishop	15	10	0	104	2	33

Receiving	No.	Yds	TD	Long
Voisin, Devin	5	44	0	28
Bullock, Kentrel	2	25	1	15
Woods, Micah	1	33	1	33
Jenkins, Bendan	1	4	0	4

TROY

Rushing	No	Yds	TD	Lg	Avg
Kilcrease, Tucker	19	102	1	34	5.4
Meadows, Tae	17	79	1	17	4.6

Passing	A	C	I	Yds	TD	Lng
Kilcrease, Tucker	21	13	1	203	2	48

Receiving	No.	Yds	TD	Long
Epps, DJ	5	59	1	22
Taylor, Tray	2	74	0	48
Mothershed, Roman	2	26	0	16
Conner, Ethan	2	11	0	7

GAME 6

TROY	7	10	10	14	7	48
TEXAS STATE	28	3	7	3	0	41

OCT. 11 • SAN MARCOS, TEXAS • UFCU STADIUM • 24,369

	TROY	TXST
FIRST DOWNS	27	21
Rushing	3	11
Passing	20	10
Penalty	4	0
NET YARDS RUSHING	43	326
Rushing Attempts	32	53
Average Per Rush	1.3	6.2
Rushing Touchdowns	1	5
Yards Gained Rushing	79	348
Yards Lost Rushing	36	22
NET YARDS PASSING	415	248
Completions-Attempts-Int	30-41-0	19-22-0
Average Per Attempt	10.1	11.3
Average Per Completion	13.8	13.1
Passing Touchdowns	5	0
TOTAL OFFENSE YARDS	458	574
Total offense plays	73	75
Average Gain Per Play	6.3	7.7
Fumbles: Number-Lost	0-0	0-0
Penalties: Number-Yards	5-35	10-79
PUNTS-YARDS	3-146	1-39
Average Yards Per Punt	48.7	39.0
Net Yards Per Punt	49	39
Inside 20	0	0
50+ Yards	2	0
Touchbacks	0	0
Fair catch	1	1
KICKOFF-YARDS	6-372	8-516
Average Yards Per Kickoff	62.0	64.5
Net Yards Per Kickoff	39.2	40
Touchbacks	0	5
Fair Catch Yards	0	71
Punt returns: Number-Yards-TD	0-0-0	2-9-0
Average Per Return	0.0	4.5
Kickoff returns: Number-Yds-TD	0-0-0	6-137-0
Average Per Return	0.0	22.8
Interceptions: Number-Yds-TD	0-0-0	0-0-0
Fumble Returns: Number-Yds-TD	0-0-0	0-0-0
Miscellaneous Yards	0	0
Possession Time	28:59	31:01
1st Quarter	03:57	11:03
2nd Quarter	09:24	05:36
3rd Quarter	10:41	04:19
4th Quarter	04:57	10:03
Third-Down Conversions	5-14	10-17
Fourth-Down Conversions	3-3	3-4
Red-Zone Scores-Chances	6-6	4-5
Touchdowns	5	3
Field goals	1	1
Sacks By: Number-Yards	3-10	5-29
PAT Kicks	4-4	5-5
2Pts Conversions	1-2	0-0
Field Goals	2-2	2-3

NOTABLE

- Troy has won five of its last six Sun Belt Conference games dating back to last season.
- Troy has won in overtime in back-to-back weeks; it is the first time in program history that Troy has played an overtime game in consecutive games.
- Troy rallied from deficits of 21-0 and 28-7 in the first quarter ... it marks the second time this season that Troy has rallied from a 17-point or more deficit (trailed 17-0 at Buffalo entering the fourth quarter).
- Tucker Kilcrease completed 30-of-39 passes for 415 yards and five touchdowns; it's tied for the second most touchdown passes in a game in program history (Kaleb Barker, six vs. Texas State, 2019) and the seventh most passing yards in a game in program history.
- Tucker Kilcrease's five touchdown passes are the most in program history by a player with 400-plus passing yards.
- DJ Epps posted career highs in receptions (10), yards (148) and touchdown receptions (2) ... it's the 10th most yards in a game in program history. He also caught the game-tying two-point conversion at the end of the fourth quarter.
- Troy finished the game with just one of its original five starting linemen (Matt Henry) after injuries to the other four.
- Paddy McAteer booted a 53-yard field goal as time expired in the first half; it was his first career field goal make and tied for the longest in program history.

STAT LEADERS

TROY

Rushing	No	Yds	TD	Lg	Avg
Taylor, Tray	2	18	0	16	8.0
Meadows, Tae	10	16	0	8	1.6

Passing	A	C	I	Yds	TD	Lng
Kilcrease, Tucker	39	30	0	415	5	57

Receiving	No.	Yds	TD	Long
Epps, DJ	10	148	2	48
Conner, Ethan	4	53	0	20
Higgins, Peyton	4	40	0	19
Thomas, RaRa	3	81	1	57

TEXAS STATE

Rushing	No	Yds	TD	Lg	Avg
Burrell, Greg	13	136	1	59	10.5
Pare, Lincoln	22	113	3	62	5.1

Passing	A	C	I	Yds	TD	Lng
Jackson, Brad	22	19	0	248	0	35

Receiving	No.	Yds	TD	Long
Dawn, Jr., Chris	7	119	0	35
Sparks, Beau	7	78	0	35
Evans, Kylen	3	37	0	21
Pare, Lincoln	1	8	0	8

GAME TWELVE | NOTES

GAME 7

TROY	10	7	10	10	37
ULM	0	8	6	0	14

OCT. 18 • MONROE, LA. • MALONE STADIUM • 16,683

	TROY	ULM
FIRST DOWNS	13	20
Rushing	3	7
Passing	9	11
Penalty	1	2
NET YARDS RUSHING	91	98
Rushing Attempts	32	29
Average Per Rush	2.8	3.4
Rushing Touchdowns	2	0
Yards Gained Rushing	109	131
Yards Lost Rushing	18	33
NET YARDS PASSING	223	228
Completions-Attempts-Int	13-21-0	23-41-2
Average Per Attempt	10.6	5.6
Average Per Completion	17.2	9.9
Passing Touchdowns	1	2
TOTAL OFFENSE YARDS	314	326
Total offense plays	53	70
Average Gain Per Play	5.9	4.7
Fumbles: Number-Lost	1-0	2-2
Penalties: Number-Yards	7-74	4-40
PUNTS-YARDS	3-146	3-122
Average Yards Per Punt	48.7	40.7
Net Yards Per Punt	47.3	43.7
Inside 20	3	0
50+ Yards	1	0
Touchbacks	0	0
Fair catch	0	2
KICKOFF-YARDS	8-398	3-163
Average Yards Per Kickoff	49.8	54.3
Net Yards Per Kickoff	37.5	31.3
Touchbacks	4	0
Fair Catch Yards	1	6.0
Punt returns: Number-Yards-TD	1-1-0	1-4-0
Average Per Return	1.0	4.0
Kickoff returns: Number-Yds-TD	3-69-0	2-12-0
Average Per Return	23.0	6.0
Interceptions: Number-Yds-TD	2-67-1	0-0-0
Fumble Returns: Number-Yds-TD	1-3-0	0-0-0
Miscellaneous Yards	0	0
Possession Time	26:55	33:05
1st Quarter	07:48	07:12
2nd Quarter	06:26	08:34
3rd Quarter	06:31	08:29
4th Quarter	06:10	08:50
Third-Down Conversions	5-13	5-13
Fourth-Down Conversions	1-2	3-4
Red-Zone Scores-Chances	4-5	2-4
Touchdowns	2	2
Field goals	2	0
Sacks By: Number-Yards	4-28	1-7
PAT Kicks	4-4	0-1
2Pts Conversions	0-0	1-1
Field Goals	3-3	0-1
Points off Turnover	10	0

NOTABLE

- Troy has won five of the last seven games against ULM after the Warhawks had won four in a row and five of six.

- Troy has won four straight games, the Trojans' longest winning streak since winning 10 straight games in 2023.

- Troy is 3-0 in Sun Belt play for the first time since the 2018 season, the Trojans opened that season 7-0 before losing at App State in the season finale.

- Troy's offensive line featured just one player (Matt Henry) who started the season on the offensive line.

- Tray Taylor became the first Troy receiver to rush for a touchdown and catch a touchdown pass since Kaylor Geiger against Arkansas State on Sept. 28, 2019.

- Peyton Higgins' three catches all came on third down, all resulted in first downs and all were 3rd-and-long (10 yards, 8 yards, 9 yards).

- Troy forced four turnovers -- all in the second half -- after not forcing a turnover in its last three games.

- Joe Lott intercepted two passes and returned the second one 53 yards for a touchdown. He is just the ninth Trojan since at least 1995 and the first since Reddy Steward did so at Arkansas State on Nov. 26, 2022, to intercept multiple passes and return one for a touchdown.

- Jaquez White broke up a career-high four passes in the game, tied for the most by a Trojan defender since at least 1995 -- Reddy Steward (vs. UTSA, 2022), Bryan Willis (at FIU, 2009) and Sherrod Martin (vs. UAB, 2005)

STAT LEADERS

TROY						ULM							
Rushing	No	Yds	TD	Lg	Avg	Rushing	No	Yds	TD	Lg	Avg		
Meadows, Tae	14	66	1	20	4.7	Palmer-Smith, Z.	10	78	0	28	7.8		
Taylor	3	20	1	11	6.7	Reed, Jr., Tyrell	4	15	0	16	3.8		
Passing	A	C	I	Yds	TD	Lng	Passing	A	C	I	Yds	TD	Lng
Kilcrease, Tucker	21	13	0	233	1	60	Armenta, Aidan	33	19	2	171	1	34
							Herring, Hunter	4	3	0	50	1	26
Receiving	No.	Yds	TD	Long			Receiving	No.	Yds	TD	Long		
Higgins, Peyton	3	29	0	11			Bibbs, Jonathan	4	60	0	34		
Taylor, Tray	2	89	1	60			Trujillo, Nic	4	25	1	8		
Conner, Ethan	2	40	0	27			Coulter, JP	3	35	0	15		
Swartz, Trae	2	37	0	31			Godfrey, Jake	3	33	0	17		

GAME 8

LOUISIANA	10	7	10	10	37
TROY	7	14	7	7	35

OCT. 25 • TROY, ALA. • VETERANS MEMORIAL STADIUM • 23,719

	LA	TROY
FIRST DOWNS	18	21
Rushing	9	9
Passing	9	11
Penalty	0	1
NET YARDS RUSHING	184	165
Rushing Attempts	42	39
Average Per Rush	4.4	4.2
Rushing Touchdowns	1	4
Yards Gained Rushing	207	190
Yards Lost Rushing	23	25
NET YARDS PASSING	187	180
Completions-Attempts-Int	12-23-3	16-24-1
Average Per Attempt	8.1	7.5
Average Per Completion	15.6	11.2
Passing Touchdowns	1	0
TOTAL OFFENSE YARDS	371	345
Total offense plays	65	63
Average Gain Per Play	5.7	5.5
Fumbles: Number-Lost	1-0	0-0
Penalties: Number-Yards	3-25	2-15
PUNTS-YARDS	3-120	2-101
Average Yards Per Punt	40.0	50.5
Net Yards Per Punt	40	51
Inside 20	1	1
50+ Yards	0	1
Touchbacks	0	0
Fair catch	1	1
KICKOFF-YARDS	6-355	6-380
Average Yards Per Kickoff	59.2	63.3
Net Yards Per Kickoff	39.2	39.2
Touchbacks	1	3
Fair Catch Yards	0	0
Punt returns: Number-Yards-TD	1-1-0	1-0-0
Average Per Return	-1.0	0.0
Kickoff returns: Number-Yds-TD	3-70-0	5-95-0
Average Per Return	23.3	19.0
Interceptions: Number-Yds-TD	1-17-0	3-68-1
Fumble Returns: Number-Yds-TD	0-0-0	0-0-0
Miscellaneous Yards	0	0
Possession Time	29:28	30:32
1st Quarter	03:14	11:46
2nd Quarter	08:47	06:13
3rd Quarter	08:02	06:58
4th Quarter	09:25	05:35
Third-Down Conversions	7-15	9-13
Fourth-Down Conversions	2-2	0-1
Red-Zone Scores-Chances	4-4	4-4
Touchdowns	1	4
Field goals	3	0
Sacks By: Number-Yards	3-22	4-12
PAT Kicks	2-2	5-5
2Pts Conversions	0-0	0-0
Field Goals	3-3	0-1
Points off Turnover	7	14

NOTABLE

- Troy is bowl eligible for the third time in the last four years and for the 13th time in the program's 25-year FBS history; it's the sixth time over the 10 seasons that Troy has become bowl eligible (2016, 17, 18, 22, 23, 25).

- Troy has won five straight games, the Trojans' longest winning streak since winning 10 straight games in 2023.

- The Trojans have won four straight games against teams that beat them last year -- South Alabama, Texas State, ULM and Louisiana. Troy's game next week against Arkansas State completes the five-game run of teams that beat the Trojans last year.

- Troy is 4-0 in Sun Belt play for the first time since the 2018 season, the Trojans opened that season 7-0 before losing at App State in the season finale.

- Troy has now been outrushed in four straight games, winning all four games. The Trojans had lost the previous nine games when being outrushed. Troy is now 42-107 since 2001, when being outrushed.

- Troy has scored a touchdown on its opening possession in three of the last four games and four total games this season.

- Troy has won seven of its last eight games when rushing for at least 100 yards, the Trojans rushed for 165 yards on 39 carries.

- Jaquez White intercepted Walker Howard's first pass attempt and returned it 30 yards for a touchdown in the second quarter; it was White's second career interception at the FBS level (Nicholls).

STAT LEADERS

LOUISIANA						TROY							
Rushing	No	Yds	TD	Lg	Avg	Rushing	No	Yds	TD	Lg	Avg		
Winfield, Lunch	23	139	0	39	6.0	Lovett, Jordan	21	113	2	22	5.4		
Perry, Zylan	9	21	1	5	2.3	Kilcrease, Tucker	11	25	2	15	2.3		
Passing	A	C	I	Yds	TD	Lng	Passing	A	C	I	Yds	TD	Lng
Winfield, Lunch	22	12	2	187	1	36	Kilcrease, Tucker	24	16	1	180	0	28
Howard, Walker	1	0	1	0	0	0							
Receiving	No.	Yds	TD	Long			Receiving	No.	Yds	TD	Long		
Sampson, Shelton	5	74	1	36			Conner, Ethan	3	68	0	28		
Robertson, Charles	3	61	0	36			Thomas, RaRa	3	36	0	15		
Miller, Trey	2	18	0	16			Epps, DJ	3	24	0	13		
Williams, Robert	1	18	0	18			Higgins, Peyton	3	22	0	10		

GAME 9

A-STATE	17	0	3	3	23
TROY	0	3	0	7	10

Nov. 1 • TROY, ALA. • VETERANS MEMORIAL STADIUM • 23,391

	A-STATE	TROY
FIRST DOWNS	17	11
Rushing	2	4
Passing	12	7
Penalty	3	0
NET YARDS RUSHING	50	21
Rushing Attempts	33	34
Average Per Rush	1.5	0.6
Rushing Touchdowns	0	1
Yards Gained Rushing	67	95
Yards Lost Rushing	17	74
NET YARDS PASSING	247	166
Completions-Attempts-Int	21-29-0	19-34-1
Average Per Attempt	8.5	4.9
Average Per Completion	11.8	8.7
Passing Touchdowns	2	0
TOTAL OFFENSE YARDS	297	187
Total offense plays	2	68
Average Gain Per Play	4.8	2.8
Fumbles: Number-Lost	2-2	1-1
Penalties: Number-Yards	7-60	7-76
PUNTS-YARDS	4-132	6-270
Average Yards Per Punt	33.0	45.0
Net Yards Per Punt	34.2	40.8
Inside 20	0	0
50+ Yards	0	1
Touchbacks	0	1
Fair catch	1	2
KICKOFF-YARDS	6-289	3-173
Average Yards Per Kickoff	48.2	57.7
Net Yards Per Kickoff	40.2	35
Touchbacks	0	1
Fair Catch Yards	24	24
Punt returns: Number-Yards-TD	2-5-0	1-5-0
Average Per Return	2.5	5.0
Kickoff returns: Number-Yds-TD	1-19-0	3-54-0
Average Per Return	9.0	18.0
Interceptions: Number-Yds-TD	1-23-0	0-0-0
Fumble Returns: Number-Yds-TD	0-0-0	0-0-0
Miscellaneous Yards	0	0
Possession Time	28:25	31:35
1st Quarter	7:53	07:07
2nd Quarter	04:09	10:51
3rd Quarter	08:19	06:41
4th Quarter	8:04	06:56
Third-Down Conversions	4-13	5-17
Fourth-Down Conversions	1-1	2-5
Red-Zone Scores-Chances	4-5	1-2
Touchdowns	2	1
Field goals	2	0
Sacks By: Number-Yards	9-62	1-1
PAT Kicks	2-2	1-1
2Pts Conversions	0-0	0-0
Field Goals	3-4	1-1
Points off Turnover	10	3

NOTABLE

- The loss snapped Troy's five-game winning streak, which was the Trojans' longest since winning 10 straight games in 2023.
- Tucker Kilcrease's 1-yard touchdown run in the fourth quarter was his fifth rushing touchdown of the season and third in the last two games.
- Troy was limited to 187 yards of total offense; it marks the first time since 2005 that the Trojans have been held to 200 or fewer yards in a game multiple times in a season (112 yards against Memphis).
- Troy forced two turnovers in the game, its third straight game with multiple turnovers. The Trojans have now forced nine turnovers in the last three games after going four consecutive games without forcing a turnover.
- Troy held Arkansas State to 297 yards of total offense in the game. It marked the 20th time (17-3) since 2002 that the Trojans have done so.
- Jordan Stringer recorded a game-high 12 tackles and added 1.5 tackles for loss; it was his third game this season with double-digit tackles.
- Donnie Smith was credited with a half tackle for loss; he entered the weekend ranked sixth nationally with at least a half TFL in seven games this season.
- After allowing 177 yards in the first quarter, Troy allowed just 120 yards over the final three quarters of the game.

STAT LEADERS

ARKANSAS STATE

Rushing	No	Yds	TD	Lg	Avg
Clay, Kenyon	16	40	0	12	2.5
Spencer, Devin	5	8	0	5	1.6

Passing	A	C	I	Yds	TD	Lng
Raynor, Jaylen	29	21	0	247	2	51

Receiving	No.	Yds	TD	Long
Fortenberry, Tyler	5	40	1	12
Summers, Hunter	4	70	1	21
Rucker, Corey	4	64	0	27
Cobb, Chauncy	4	53	0	51

TROY

Rushing	No	Yds	TD	Lg	Avg
Meadows, Tae	14	48	0	15	3.4
Lovett, Jordan	2	6	0	5	3.0

Passing	A	C	I	Yds	TD	Lng
Kilcrease, Tucker	34	19	1	166	0	43

Receiving	No.	Yds	TD	Long
Thomas, RaRa	3	31	0	24
Meadows, Tae	3	21	0	8
Higgins, Peyton	2	21	0	8
Taylor, Tray	2	56	0	43

GAME 10

TROY	0	0	0	0	0
ODU	10	10	6	7	33

Nov. 13 • NORFOLK, VA. • S.B. BALLARD STADIUM • 18,831

	TROY	ODU
FIRST DOWNS	9	20
Rushing	2	15
Passing	6	4
Penalty	1	1
NET YARDS RUSHING	26	351
Rushing Attempts	34	47
Average Per Rush	0.8	7.5
Rushing Touchdowns	0	3
Yards Gained Rushing	81	364
Yards Lost Rushing	55	13
NET YARDS PASSING	112	152
Completions-Attempts-Int	13-23-1	11-21-0
Average Per Attempt	4.9	7.2
Average Per Completion	8.6	13.8
Passing Touchdowns	0	1
TOTAL OFFENSE YARDS	138	503
Total offense plays	57	68
Average Gain Per Play	2.4	7.4
Fumbles: Number-Lost	5-1	1-0
Penalties: Number-Yards	4-35	6-61
PUNTS-YARDS	7-298	3-77
Average Yards Per Punt	42.6	25.7
Net Yards Per Punt	35.9	25.3
Inside 20	3	0
50+ Yards	1	0
Touchbacks	0	0
Fair catch	0	1
KICKOFF-YARDS	1-63	7-411
Average Yards Per Kickoff	63.0	58.7
Net Yards Per Kickoff	52	35.1
Touchbacks	0	1
Fair Catch Yards	0	0
Punt returns: Number-Yards-TD	1-1-0	3-47-0
Average Per Return	1.0	15.7
Kickoff returns: Number-Yds-TD	5-111-0	1-11-0
Average Per Return	22.2	11.0
Interceptions: Number-Yds-TD	0-0-0	1-0-0
Fumble Returns: Number-Yds-TD	0-0-0	0-0-0
Miscellaneous Yards	0	0
Possession Time	29:45	30:15
1st Quarter	06:38	08:22
2nd Quarter	08:08	06:52
3rd Quarter	06:19	08:41
4th Quarter	08:40	06:20
Third-Down Conversions	2-13	5-15
Fourth-Down Conversions	0-3	1-4
Red-Zone Scores-Chances	0-1	4-5
Touchdowns	0	2
Field goals	0	2
Sacks By: Number-Yards	1-2	9-54
PAT Kicks	0-0	3-3
2Pts Conversions	0-0	0-1
Field Goals	0-1	2-3
Points off Turnover	0	13

NOTABLE

- Troy has now played against 70 of the other 135 FBS schools following the game.
- Troy saw its streak of consecutive games not being shutout snapped at 142 games (Georgia, 2014) and streak of games against non-P4 opponents snapped at 232 games (North Texas, 2003).
- Troy fell to 8-5 since 2022 when having more than seven days to prepare for a game.
- True freshman quarterback Jack James saw his first action of the season.
- Opening game starting quarterback Goose Crowder made his first appearance since the opening series against Memphis (Sept. 13).
- Donnie Smith recorded his seventh sack of the season; he entered the game tied for seventh nationally with a sack in five different games.
- D.J. Jackson Jr. recorded a career-high five tackles and added his fifth tackle for loss of the season.
- Keyshawn Campbell blocked his first career punt; it came on a deflection in the second quarter.
- Evan Crenshaw added his 18th punt of 50-plus yards in the game; he punted seven times for a 42.6-yard average.

STAT LEADERS

TROY

Rushing	No	Yds	TD	Lg	Avg
Williams, Jarris	5	16	0	7	3.2
Lovett, Jordan	6	13	0	7	2.2
Meadows, Tae	5	10	0	4	2.0

Passing	A	C	I	Yds	TD	Lng
Crowder, Goose	21	11	1	98	0	23
Kilcrease, Tucker	2	2	0	14	0	10

Receiving	No.	Yds	TD	Long
Conner, Ethan	4	29	0	23
Mothershed, Roman	3	37	0	23
Thomas, RaRa	2	20	0	10

OLD DOMINION

Rushing	No	Yds	TD	Lg	Avg
Roche, Devin	16	147	0	67	9.1
Jones, Trequan	9	96	1	65	10.7
Joseph, Colton	13	90	2	25	6.9

Passing	A	C	I	Yds	TD	Lng
Joseph, Colton	10	20	0	147	1	51
Gladding, Na'eem	1	1	0	5	0	5

Receiving	No.	Yds	TD	Long
Brown, Tre	5	112	0	51
Thomas, Ja'Cory	2	27	1	19
Jones, Trequan	2	2	0	1

GAME TWELVE | NOTES

GAME 11

GA STATE	0	6	6	7	19
TROY	0	10	7	14	31

NOV. 22 • TROY, ALA. • VETERANS MEMORIAL STADIUM • 20,243

	GSU	TROY
FIRST DOWNS	26	19
Rushing	7	4
Passing	17	14
Penalty	2	1
NET YARDS RUSHING	152	62
Rushing Attempts	34	32
Average Per Rush	4.5	1.9
Rushing Touchdowns	1	0
Yards Gained Rushing	16	488
Yards Lost Rushing	12	26
NET YARDS PASSING	364	361
Completions-Attempts-Int	25-51-1	27-43-0
Average Per Attempt	7.1	8.4
Average Per Completion	14.6	13.4
Passing Touchdowns	1	4
TOTAL OFFENSE YARDS	516	423
Total offense plays	85	75
Average Gain Per Play	6.1	5.6
Fumbles: Number-Lost	1-0	1-1
Penalties: Number-Yards	5-30	5-55
PUNTS-YARDS	4-163	6-261
Average Yards Per Punt	40.8	43.5
Net Yards Per Punt	43.2	40.2
Inside 20	2	1
50+ Yards	1	2
Touchbacks	0	1
Fair catch	0	1
KICKOFF-YARDS	4-256	6-383
Average Yards Per Kickoff	64.0	63.8
Net Yards Per Kickoff	38.8	41.5
Touchbacks	3	4
Fair Catch Yards	0	0
Punt returns: Number-Yards-TD	2-0-0	1-0-0
Average Per Return	0.0	0.0
Kickoff returns: Number-Yds-TD	2-34-0	1-26-0
Average Per Return	17.0	26.0
Interceptions: Number-Yds-TD	0-0-0	1-31-0
Fumble Returns: Number-Yds-TD	0-0-0	0-0-0
Miscellaneous Yards	0	0
Possession Time	29:55	30:05
1st Quarter	06:23	08:37
2nd Quarter	05:59	09:01
3rd Quarter	10:25	04:35
4th Quarter	07:08	07:52
Third-Down Conversions	3-14	11-20
Fourth-Down Conversions	0-4	1-2
Red-Zone Scores-Chances	3-5	2-2
Touchdowns	2	1
Field goals	1	1
Sacks By: Number-Yards	4-21	1-10
PAT Kicks	1-1	4-4
2Pts Conversions	0-1	0-0
Field Goals	2-3	1-1
Points off Turnover	0	7

NOTABLE

- Goose Crowder finished with four touchdown passes in the game, the third multi-touchdown game of his career and the second of the season (Nicholls) ... it's his first multi-touchdown game against an FBS opponent.

- Troy finished with 423 yards of total offense, its most since tallying 458 yards in its overtime victory at Texas State on Oct. 11.

- Ethan Conner and DJ Epps became the first Troy duo since Bryan Holmes and Eric Thomas against South Alabama on Oct. 5, 2013, to have multiple touchdown receptions in the same game.

- Goose Crowder (361 yards vs. Georgia State) and Tucker Kilcrease (415 at Texas State) became the first Troy quarterbacks to throw for more than 350 yards in a game in the same season in program history ... they are the first pair to throw for more than 300 yards in a game in the same season since Gunnar Watson and Taylor Powell did so in 2021.

- Troy rushed for just 62 yards in the game; the Trojans have been outrushed in seven straight games but have gone 5-2 in those contests.

- Troy started its fifth different offensive line configuration of the season after Tyler Cappi started at center, Paul Bowling slid out to left guard and Eli Russ to left tackle.

- Devin Lafayette intercepted Christian Veilleux's and returned it 31 yards at the end of the third quarter. It marked the third interception of his career.

STAT LEADERS

GEORGIA STATE

Rushing	No	Yds	TD	Lg	Avg
Simmons, Jordan	17	67	0	9	3.9
Veilleux, Christian	3	37	0	20	12.3

Passing	A	C	I	Yds	TD	Lng
Veilleux, Christian	38	19	1	307	1	46
Brown, Christian	12	6	0	57	0	23

Receiving	No.	Yds	TD	Long
Robinson, Javon	7	146	1	46
Riles, DJ	5	49	0	17
Simmons, Jordan	4	39	0	13
Hollier, Grant	3	40	0	23

TROY

Rushing	No	Yds	TD	Lg	Avg
Meadows, Tae	13	35	0	13	2.7
Lovett, Jordan	5	13	0	3	2.6

Passing	A	C	I	Yds	TD	Lng
Crowder, Goose	47	23	0	361	4	39

Receiving	No.	Yds	TD	Long
Epps, DJ	8	103	2	35
Taylor, Tray	6	57	0	17
Higgins, Peyton	5	48	0	21
Conner, Ethan	3	85	2	39



2025-26 Troy Football
Game Results
All games

Team Results

	Date	Opponent		Score	Overall	Conf	Time	Attend
	08/30/2025	Nicholls	W	38-20	1-0	0-0	3:25	25546
	09/06/2025	at Clemson	L	16-27	1-1	0-0	4:34	77890
	09/13/2025	Memphis	L	7-28	1-2	0-0	3:20	23384
	09/20/2025	at Buffalo	W	21-17	2-2	0-0	3:17	12068
*	10/04/2025	South Alabama	Wot1	31-24	3-2	1-0	3:21	28035
*	10/11/2025	at Texas St.	Wot1	48-41	4-2	2-0	3:40	24369
*	10/18/2025	at ULM	W	37-14	5-2	3-0	3:16	16863
*	10/25/2025	Louisiana	W	35-23	6-2	4-0	3:11	23719
*	11/01/2025	Arkansas St.	L	10-23	6-3	4-1	3:23	23391
*	11/13/2025	at Old Dominion	L	0-33	6-4	4-2	3:14	18831
*	11/22/2025	Georgia St.	W	31-19	7-4	5-2	3:44	20243



2025-26 Troy Football
Overall Team Statistics
All games

Team Statistics

	TROY	OPP
Scoring	274	269
Points per game	24.9	24.5
Points Off Turnovers	50	43
First Downs	193	209
Rushing	71	94
Passing	108	98
Penalty	14	17
Rushing Yardage	1178	1957
Yards gained rushing	1532	2180
Yards lost rushing	354	223
Rushing attempts	394	429
Average per rush	3.0	4.6
Average per game	107.1	177.9
TDs Rushing	14	18
Passing Yardage	2301	2272
Comp-Att-Int	195-330-9	191-308-8
Average per pass	7.0	7.4
Average per catch	11.8	11.9
Average per game	209.2	206.5
TDs Passing	17	13
Total offense	3479	4229
Total plays	724	737
Average per play	4.8	5.7
Average per game	316.3	384.5
Kick returns: #-Yards	29-537	19-335
Punt returns: #-Yards	15-90	18-105
Int returns: #-Yards	8-171	9-64
Kick return average	18.5	17.6
Punt return average	6.0	5.8
Int return average	21.4	7.1
Fumbles-Lost	14-5	10-6
Penalties-Yards	60-582	63-510
Average per game	52.9	46.4
Punts-Yards	52-2444	44-1767
Average per punt	47.0	40.2
Net punt average	43.8	38.8
Kickoffs-Yards	52-3130	59-3459
Average per kick	60.2	58.6
Net kick average	39.0	38.6
Time of possession / game	29:46	30:14
3rd-down conversion	70/169	63/159
3rd-down pct	41%	40%
4th-down conversion	15/28	12/27



2025-26 Troy Football
Overall Team Statistics
All games

	TROY	OPP
4th-down pct	54%	44%
Sacks by-Yards	26-151	47-292
Misc Yards	0	0
Touchdowns scored	35	31
Field goals - attempts	10-14	18-23
On-Side kicks	1-1	0-0
Red-zone scores	(27-32) 84%	(31-39) 79%
Red-zone touchdowns	(20-32) 63%	(19-39) 49%
PAT-attempts	(32-33) 97%	(27-28) 96%
2-point conversion-attempts	(1-2) 50%	(1-4) 25%
Attendance	144318	150021
Games / Avg per game	6/24053	5/30004
Neutral site games	-	0/0

Score by Periods

Team	1st	2nd	3rd	4th	OT	TOT
Troy	38	74	44	104	14	274
Opponents	83	64	72	50	0	269



2025-26 Troy Football Individual Statistics All games

Rushing

Player	gp	att	gain	loss	net	avg	td	lg	avg/g
Tae Meadows	10	131	612	21	591	4.5	4	47	59.1
Jordan Lovett	10	74	318	12	306	4.1	2	22	30.6
Tucker Kilcrease	9	97	310	179	131	1.4	5	34	14.6
Jarris Williams	9	19	60	3	57	3.0	1	13	6.3
Tray Taylor	11	9	55	3	52	5.8	1	16	4.7
Goose Crowder	5	39	133	92	41	1.1	1	16	8.2
DJ Epps	11	4	17	0	17	4.3	0	8	1.5
Mojo Dortch	4	2	12	0	12	6.0	0	9	3.0
Ui Ale	1	6	12	9	3	0.5	0	8	3.0
Dennis Palmer	1	2	3	0	3	1.5	0	3	3.0
Ethan Conner	11	1	0	0	0	0.0	0	0	0.0
RaRa Thomas	11	1	0	1	-1	-1.0	0	0	-0.1
Jack James	1	1	0	9	-9	-9.0	0	0	-9.0
Evan Crenshaw	11	1	0	12	-12	-12.0	0	0	-1.1
Team	11	7	0	13	-13	-1.9	0	0	-1.2
Total	11	394	1532	354	1178	3.0	14	47	107.1
Opponents	11	429	2180	223	1957	4.6	18	67	177.9

Passing

Player	gp	effic	comp-att-int	pct	yds	td	lg	avg/g
Tucker Kilcrease	9	132.7	117-194-4	60.3	1414	9	60	157.1
Goose Crowder	5	132.3	73-122-4	59.8	833	8	44	166.6
Ui Ale	1	95.4	5-10-0	50.0	54	0	14	54.0
RaRa Thomas	11	-200.0	0-1-1	0.0	0	0	0	0.0
Jarris Williams	9	0.0	0-1-0	0.0	0	0	0	0.0
Team	11	0.0	0-2-0	0.0	0	0	0	0.0
Total	11	129.2	195-330-9	59.1	2301	17	60	209.2
Opponents	11	132.7	191-308-8	62.0	2272	13	58	206.5

Receiving

Player	gp	no.	yds	avg	td	lg	avg/g
DJ Epps	11	34	390	11.5	5	48	35.5
RaRa Thomas	11	26	377	14.5	3	57	34.3
Peyton Higgins	11	26	202	7.8	0	21	18.4
Ethan Conner	11	26	362	13.9	3	39	32.9
Tray Taylor	11	26	459	17.7	3	60	41.7
Roman Mothershed	11	25	259	10.4	1	29	23.5
Tae Meadows	10	9	56	6.2	0	12	5.6
Mojo Dortch	4	7	63	9.0	0	19	15.8
Jordan Lovett	10	7	33	4.7	0	9	3.3
Jackson Worley	11	5	49	9.8	1	13	4.5
Trae Swartz	11	4	51	12.8	1	31	4.6
Total	11	195	2301	11.8	17	60	209.2
Opponents	11	191	2272	11.9	13	58	206.5

Punt Returns

Player	no.	yds	avg	td	lg
Peyton Higgins	14	90	6.4	0	32
Tray Taylor	1	0	0.0	0	0
Total	15	90	6.0	0	32
Opponents	18	105	5.8	0	49

Interceptions

Player	no.	yds	avg	td	lg
Jaquez White	2	31	15.5	1	30
Joe Lott	2	67	33.5	1	53
Devin Lafayette	1	31	31.0	0	31
TJ Thompson	1	4	4.0	1	4
Justin Powe	1	4	4.0	0	4
Kaleno Levine	1	34	34.0	0	34
Total	8	171	21.4	3	53
Opponents	9	64	7.1	0	23

Kick Returns

Player	no.	yds	avg	td	lg
DJ Epps	19	387	20.4	0	38
Peyton Higgins	8	141	17.6	0	26
Fabian Rogosch	1	6	6.0	0	6
Dylan Mann	1	3	3.0	0	3
Total	29	537	18.5	0	38
Opponents	19	335	17.6	0	45

Fumbles Recovered

Player	no.	yds	avg	td	lg
Justin Powe	1	53	53.0	0	53
Taleeq Robbins	1	15	15.0	1	15
Elijah Davis	1	3	3.0	0	3
DJ Jackson Jr.	1	0	0.0	0	0
TJ Thompson	1	0	0.0	0	0
Colton Walls	1	0	0.0	0	0
Total	6	71	11.8	1	53
Opponents	5	0	0.0	0	0



**2025-26 Troy Football
Individual Statistics
All games**

Scoring

Player	td	fg	PAT					dxd	saf	pts
			kick	rush	rcv	pass				
Scott Taylor Renfro	-	9-12	32-33	-	-	-	-	-	59	
DJ Epps	5	-	-	-	1	-	-	-	32	
Tucker Kilcrease	5	-	-	-	-	1	-	-	30	
Tae Meadows	4	-	-	-	-	-	-	-	24	
Tray Taylor	4	-	-	-	-	-	-	-	24	
RaRa Thomas	3	-	-	-	-	-	-	-	18	
Ethan Conner	3	-	-	-	-	-	-	-	18	
Jordan Lovett	2	-	-	-	-	-	-	-	12	
Jarris Williams	1	-	-	-	-	-	-	-	6	
Goose Crowder	1	-	-	-	-	-	-	-	6	
Taleeq Robbins	1	-	-	-	-	-	-	-	6	
Jaquez White	1	-	-	-	-	-	-	-	6	
TJ Thompson	1	-	-	-	-	-	-	-	6	
Roman Mothershed	1	-	-	-	-	-	-	-	6	
Joe Lott	1	-	-	-	-	-	-	-	6	
Jackson Worley	1	-	-	-	-	-	-	-	6	
Trae Swartz	1	-	-	-	-	-	-	-	6	
Paddy McAteer	-	1-2	-	-	-	-	-	-	3	
Total	35	10-14	32-33	0	1	1	0	0	274	
Opponents	31	18-23	27-28	1	0	0	0	0	269	

Total Offense

Player	g	plays	rush	pass	total	avg/g
Tucker Kilcrease	9	291	131	1414	1545	171.7
Goose Crowder	5	161	41	833	874	174.8
Tae Meadows	10	131	591	0	591	59.1
Jordan Lovett	10	74	306	0	306	30.6
Jarris Williams	9	20	57	0	57	6.3
Ui Ale	1	16	3	54	57	57.0
Tray Taylor	11	9	52	0	52	4.7
DJ Epps	11	4	17	0	17	1.5
Mojo Dortch	4	2	12	0	12	3.0
Dennis Palmer	1	2	3	0	3	3.0
RaRa Thomas	11	2	-1	0	-1	-0.1
Jack James	1	1	-9	0	-9	-9.0
Evan Crenshaw	11	1	-12	0	-12	-1.1
Team	11	0	-13	0	-13	-1.2
Total	11	724	1178	2301	3479	316.3
Opponents	11	737	1957	2272	4229	384.5

Punting

Player	no.	yds	avg	lg	tb	fc	i20	50+	blk
Evan Crenshaw	52	2444	47.0	62	3	11	22	20	0
Total	52	2444	47.0	62	3	11	22	20	0
Opponents	44	1767	40.2	59	0	16	13	6	1

Field Goals

Player	fg	pct.	01-19	20-29	30-39	40-49	50-99	lg	blk
Scott Taylor Renfro	9-12	75.0	0-0	5-5	1-2	3-5	0-0	47	0
Paddy McAteer	1-2	50.0	0-0	0-0	0-0	0-0	1-2	53	0
Opponents	18-23	78.3	0-0	3-3	10-11	4-7	1-2	53	0

Kickoffs

Player	no.	yds	avg	tb	ob	retn	net	ydln
Paddy McAteer	52	3130	60.2	28	2			
Total	52	3130	60.2	28	2	19	39	26
Opponents	59	3459	58.6	21	2	29	38.6	26

FG Sequence

Team Name	Troy	Opponents
Nicholls	(24)	(45),(22)
Clemson	(37),51	(25),(30)
Memphis		
Buffalo		(39)
South Alabama	48,(28)	(40)
Texas St.	(53),(47)	(42),(37),42
ULM	(29),(41),(26)	32
Louisiana	48	(37),(31),(32)
Arkansas St.	(43)	(30),51,(31),(53)
Old Dominion	39	(32),(28),47
Georgia St.	(28)	(34),(47),45

Numbers in (parentheses) indicate field goal was made



2025-26 Troy Football
Individual Statistics
All games

All Purpose

Player	g	rush	rcv	pr	kr	ir	total	avg/g
DJ Epps	11	17	390	0	387	0	794	72.2
Tae Meadows	10	591	56	0	0	0	647	64.7
Tray Taylor	11	52	459	0	0	0	511	46.5
Peyton Higgins	11	0	202	90	141	0	433	39.4
RaRa Thomas	11	-1	377	0	0	0	376	34.2
Ethan Conner	11	0	362	0	0	0	362	32.9
Jordan Lovett	10	306	33	0	0	0	339	33.9
Roman Mothershed	11	0	259	0	0	0	259	23.5
Tucker Kilcrease	9	131	0	0	0	0	131	14.6
Mojo Dortch	4	12	63	0	0	0	75	18.8
Joe Lott	10	0	0	0	0	67	67	6.7
Jarris Williams	9	57	0	0	0	0	57	6.3
Trae Swartz	11	0	51	0	0	0	51	4.6
Jackson Worley	11	0	49	0	0	0	49	4.5
Goose Crowder	5	41	0	0	0	0	41	8.2
Kaleno Levine	11	0	0	0	0	34	34	3.1
Devin Lafayette	11	0	0	0	0	31	31	2.8
Jaquez White	11	0	0	0	0	31	31	2.8
Fabian Rogosch	11	0	0	0	6	0	6	0.5
TJ Thompson	11	0	0	0	0	4	4	0.4
Justin Powe	10	0	0	0	0	4	4	0.4
Ui Ale	1	3	0	0	0	0	3	3.0
Dylan Mann	5	0	0	0	3	0	3	0.6
Dennis Palmer	1	3	0	0	0	0	3	3.0
Jack James	1	-9	0	0	0	0	-9	-9.0
Evan Crenshaw	11	-12	0	0	0	0	-12	-1.1
Team	11	-13	0	0	0	0	-13	-1.2
Total	11	1178	2301	90	537	171	4277	388.8
Opponents	11	1957	2272	105	335	64	4733	430.3



**2025-26 Troy Football
Overall Defense Statistics
All games**

Team Defense

##	Player	gp	Tackles				tfl/yds	Sacks	Pass defense			Fumbles		blkd	
			ua	a	tot	no-yds		int-yds	brup	qbh	fr-yds	ff	kick	saf	
7	Jordan Stringer	11	40	57	97	10-30	1.5-11	.	3	1	
3	Devin Lafayette	11	44	48	92	1-9	1-9	1-31	4	.	.	1	.	.	
8	Jaquez White	11	43	12	55	3.5-14	1-10	2-31	9	1	
6	Justin Powe	10	20	27	47	0.5-0	.	1-4	.	.	1-53	.	.	.	
0	Jah-Mal Williams	11	16	23	39	5-33	4-29	.	2	4	.	1	.	.	
22	Donnie Smith	11	15	23	38	9.5-53	7-46	.	1	7	.	1	.	.	
44	Luke Hodge	11	16	19	35	2.5-7	.	.	2	2	.	2	.	.	
1	Luis Medina	11	8	27	35	4-16	2-14	.	.	1	.	1	.	.	
11	Elijah Davis	11	12	22	34	4-9	1.5-3	.	.	2	1-3	.	.	.	
4	TJ Thompson	11	16	18	34	1.5-2	.	1-4	.	.	1-0	.	.	.	
2	Steven Cattledge	11	11	22	33	3-7	2-5	.	.	1	
5	Kaleno Levine	11	21	11	32	3-10	.	1-34	5	
14	David Daniel-Sisavanh	11	12	19	31	2-5	.	.	1	
99	Julian Peterson	11	10	19	29	4-5	1-2	.	1	
15	Taleeq Robbins	11	11	18	29	3-5	0.5-1	.	1	2	1-15	.	.	.	
98	Jamel Fils-Aime	11	8	14	22	3-13	2-12	.	.	1	.	1	.	.	
19	DJ Jackson Jr.	11	10	12	22	5-18	2-9	.	.	3	1-0	.	.	.	
29	Joe Lott	10	10	6	16	0.5-1	.	2-67	1	
93	Kam Curry	11	6	9	15	3-3	0.5-0	.	.	1	
24	Rondell Carter	9	5	3	8	0.5-0	.	.	1	
20	Keyshawn Campbell	11	4	3	7	1	.	
69	Jermaine Paramore	11	2	5	7	0.5-0	.	.	.	1	
18	Jordan Perry	9	2	3	5	1	.	.	
10	Jabari Strait	10	4	.	4	.	.	.	1	
13	Ky McNulty	7	.	4	4	
53	Jabril McNeill	9	3	1	4	0.5-1	
31	Shemar Welch	9	1	2	3	
82	Jackson Thomas	4	1	1	2	
13	Daivon Nelson	5	1	1	2	
30	Keion Dunlap	11	2	.	2	
12	Trent Henry	4	2	.	2	
28	AZ Williams	3	1	.	1	
85	Fabian Rogosch	11	.	1	1	
87	Colton Walls	11	.	1	1	1-0	.	.	.	
1	Jordan Lovett	10	.	1	1	
95	ShuMond Johnson	1	.	1	1	0.5-1	
88	Jackson Worley	11	.	1	1	
89	Trae Swartz	11	1	.	1	
28	Evan Crenshaw	11	.	1	1	
2	Peyton Higgins	11	.	1	1	
32	Paddy McAteer	11	1	.	1	



2025-26 Troy Football
Overall Defense Statistics
All games

##	Player	gp	Tackles				Sacks	Pass defense			Fumbles		blkd	
			ua	a	tot	tfl/yds		no-yds	int-yds	brup	qbh	fr-yds	ff	kick
45	Jordan Ferrell	4	1	.	1
66	Eli Russ	10	1	.	1
17	Marlin Odom	8	1
Totals		11	361	436	797	70-242	26-151	8-171	33	27	6-71	8	1	0
Opponents		11	345	422	767	77-360	47-292	9-64	39	31	5-0	10	0	0