

# TROY TROJANS



AT



## GAME SEVEN

### 2025 SCHEDULE

Date	Opponent	Time/Result
Aug. 30	Nicholls (ESPN+)	W, 38-20
Sept. 6	at #8 Clemson (ACCN)	L, 16-27
Sept. 13	Memphis (ESPN+)	L, 7-28
Sept. 20	Buffalo (ESPN+)	W, 21-17
Oct. 4	South Alabama (ESPN+)	W, 31-24 (OT)
Oct. 11	at Texas State (ESPN+)	W, 48-41 (OT)
Oct. 18	at ULM (ESPN+)	2 p.m.
Oct. 25	Louisiana (ESPN+)	6 p.m.
Nov. 1	Arkansas State	3 p.m.
Nov. 13	at Old Dominion (ESPN)	6:30 p.m.
Nov. 22	Georgia State	3 p.m.
Nov. 29	at Southern Miss	TBA

### TROY BY THE NUMBERS

**5** Touchdown passes by Tucker Kilcrease at Texas State; the second most in a game in program history

**7** Passing touchdowns by the Trojans are the second most in the country in October, while Troy's 187.12 passer rating for the month ranks fourth best

**14** Punts of 50-plus yards from Evan Crenshaw this season; Troy had one 50-yard punt last season

**19** Tackles by Devin Lafayette in the victory over South Alabama; the 16th most in SBC history

**20** First downs is Troy's magic number; the Trojans are 4-0 this season and have won seven of their last eight games when hitting the 20 first down mark

**53** Yard field goal by Paddy McAteer at the end of the first half against Texas State; he added an onside kick later in the game and earned SBC Player of the Week honors

**62** Plays of 10-plus yards allowed this season by the Trojan defense are tied for the 24th fewest in the country

**67** Snaps needed by Eli Russ to hit 2,000 career snaps played

**80** Points scored in the 4th quarter (52) and overtime (7) ... Troy has a combined 81 points in the first three quarters

**77** Victories by the Trojans since 2016 are the 20th most in the country and fifth most among G5 schools

**148** Receiving yards by DJ Epps in the victory over Texas State, the 10th most in a game in the program's FBS history ... he also had an octopus (TD and 2-point conversion on same sequence)

### TROY TROJANS

Record: 4-2, 2-0 Sun Belt  
Head Coach: Gerard Parker  
Record at Troy: 8-10 (2nd Season)  
Career Record: 8-16 (2nd Full Season)

### ULM

#### WARHAWKS

Record: 3-3, 1-1 Sun Belt  
Head Coach: Bryant Vincent  
Record at ULM: 8-10 (2nd Season)  
Career Record: 15-16 (3rd Season)

#### GAME INFORMATION

Date: Oct. 18, 2025  
Kickoff: 2:02 p.m.  
Location: Monroe, La.  
Stadium: Malone Stadium (30,101)  
TV: ESPN+  
Talent: Sean Fox (PXP)  
Desmund Lighten (Analyst)

Radio: Troy Sports Radio Network  
Talent: Barry McKnight (PXP)  
Jerry Miller (Analyst)  
Chris Blackshear (Sideline)

#### SERIES

Series (Overall): 12-9-1  
Series in Troy: 7-3  
Series in Monroe: 4-6-1  
Neutral Site: 1-0  
Parker vs. ULM: 0-1

**TROYTROJANSFB**  
**#BATTLEREADY**

### DID YOU KNOW?

• Troy is celebrating its 25th season as an FBS member in 2025 ... during its run at the highest level of college football, Troy has won eight conference titles and six bowl games

• Troy became just the 40th team since 1995 and ninth since the start of the 2019 season to win (Texas State) when allowing 40 points, 300 rushing yards and 550 total yards ... the Trojans were just the 19th team to do so on the road

• Troy is one of just of 15 teams since 2000 to win overtime games in consecutive weeks -- Virginia did so earlier this year (Florida State & Louisville) and Georgia did so last year (Ga Tech & Texas)

• Tucker Kilcrease rushed for 102 yards on 19 carries against South Alabama, becoming the first Troy QB to top 100 yards since Kaleb Barker rushed for 111 yards against Georgia State in 2018

• Troy had not held an opponent on third-and-1 all season entering the Texas State game (0-for-6) but did so twice against the Bobcats, including in overtime

• Since the start of the fourth quarter at Buffalo (last nine quarters), Tucker Kilcrease has completed 52-of-76 passes for 709 yards and eight touchdowns, while rushing for 143 yards and two touchdowns.

• Troy has three of the top 25 ranked offensive linemen in the Sun Belt (min. 350 snaps) per Pro Football Focus -- Matt Henry (11), Elijah Prather (21) and Eli Russ (22)

• Tucker Kilcrease became just the second Troy quarterback since 1995 to pass for more than 200 yards and throw for more than 100 yards in a game when he rushed for 102 yards and passed for 203 yards against South Alabama. He joined Deon Anthony (245 passing yards, 115 rushing yards), who did so against FIU on Oct. 20, 2012

• Troy has had a 1,000-yard rusher in three straight seasons; the Trojans are the only Sun Belt school with a current multi-year 1,000-yard rusher streak

• Troy's No. 3 units logged only 95 snaps in 2024 spring practice due to depth issues; that number rose to 327 in spring 2025

• Texas State finished with 574 yards of total offense; it was the fourth most allowed in a Troy victory at the FBS level and most since allowing 606 yards in a 32-25 win at Arkansas State in 2017

### TALE OF THE TAPE

Offense	TROY	ULM
Points	161	103
Average	26.8	17.2
First Downs/Game	20.0	16.8
Total Offense	2072	1953
Average	345.3	325.5
Net Rushing	813	1079
Average	135.5	179.8
Net Passing	1259	874
Average	209.8	145.7
Pass Attempts	185	137
Complete	107	76
Interceptions	6	5
Fumbles/Lost	6/2	6/2
Sacks Allowed/Yds.	21/126	5/41
3rd Down	38/93 (41%)	23/72 (32%)
FG/Att.	5/7	2/4
Avg. TOP	29:45	28:52
Penalties	35-327	42-382
Average	54.5	63.7

Defense	TROY	ULM
Points	157	179
Average	26.2	29.8
First Downs/Game	18.0	20.2
Total Defense	2216	2346
Average	369.3	391.0
Net Rushing	1118	870
Average	186.3	145.0
Net Passing	1098	1476
Average	183.0	246.0
Pass Attempts	143	202
Complete	99	123
Interceptions	2	4
Fumble/Rec.	3/2	7/2
3rd Down	39/89 (44%)	38/91 (42%)
Sacks/Yds.	15/98	14/102

### SUN BELT STANDINGS

	SBC	OVERALL	STK
<b>EAST</b>			
James Madison	3-0	5-1	W4
Coastal Carolina	2-1	3-3	W1
Appalachian State	1-1	4-2	W2
Old Dominion	1-1	4-2	L1
Marshall	1-1	3-3	W1
Georgia Southern	0-2	2-4	L2
Georgia State	0-2	1-5	L3

<b>WEST</b>			
Southern Miss	2-0	4-2	W2
<b>Troy</b>	<b>2-0</b>	<b>4-2</b>	<b>W3</b>
ULM	1-1	3-3	L2
Arkansas State	1-1	2-4	W1
Louisiana	1-1	2-4	L1
Texas State	0-2	3-3	L2
South Alabama	0-2	1-5	L5

WHO TO CONTACT

Adam Prendergast, Executive Associate AD/Communications, Branding & Creative Content - Primary Contact  
334-670-3832 (o) | 334-372-5555 (c) | adamp@troj.edu | @AdamP\_Troy

Robert Stevens - Secondary Contact  
315-807-8109 (c) | restevens@troj.edu

TROY PRACTICE POLICIES

All of Troy's practices are closed to the public. Limited media access is available and media must contact the Troy Athletics Communications Office by 10 a.m. the day of practice if they wish to attend. The Troy Athletics Communications Office will do its best to provide B-Roll to media outlets weekly.

What's Open: Still and video photography is allowed during non-team and 7-on-7 periods; the use of any live streaming is NOT allowed during practice. Any injuries sustained during the open portion of practice are asked to not be reported on until confirmed by the Troy medical staff.

Thursday's walk-thru and Friday's run-thru on home weeks are completely closed to the public and to the media.

TROY FOOTBALL INTERVIEW OPPORTUNITIES

**Sun Belt Conference Weekly Coaches Zoom -- Monday 11:26 a.m.**  
This is the best opportunity for out-of-town media to ask questions about the upcoming week and any player feature stories. Troy is scheduled to be on the call at 11:26 a.m. every Monday morning -- please note that the conference sometimes runs early and late, so it is advised that media members be on the Zoom at least five minutes early. For more information about the Sun Belt Weekly Coaches Zoom contact Sam Knehans at sam@sunbeltsports.org.

**Troy Weekly Press Conference -- Monday 11:35 a.m.**  
Players and coaches are available each Monday during the season at a weekly press conference. For the 2024 season, this press conference will be held virtually via Zoom at 11:35 a.m. **PLAYER & COACH REQUESTS MUST BE MADE BY 5 P.M. ON SUNDAY.**

Audio and video of Troy's portion of the press conference will be posted to TroyTrojans.com Tuesday afternoon. Video of the press conference will also be available for download; contact Adam Prendergast for details.

**Post Practice in Person**  
Players and coaches will be available after practice via appointment only; please contact the Troy Communications Office to schedule.

**By Phone Via Appointment**  
Players and coaches will have limited availability to do phone interviews early in the week, however it is advised that all out-of-town media participate in the Sun Belt Teleconference as we **CANNOT** guarantee phone availability. Contact the Troy Athletics Communications Office to schedule an interview.

TROY PHOTO & VIDEO DOWNLOAD

Troy football photos & selected video produced by the Troy Athletic Media Relations department is available for download. Video can be accessed via TroyTrojans.com/FootballVideo, while audio can be downloaded via TroyTrojans.com/fbphotos.

CREDENTIALS

All credential requests for Troy home games must be completed online at TroyTrojans.com/Credentials.

ON THE WEB

TroyTrojans.com

The official online home of Troy Athletics, TroyTrojans.com, is the number one stop on the web for all the up to date information you need on the Trojan football team.

Schedules, results, rosters, bios, stats, general releases, game notes, depth chart and the 2025 Troy Football Media Guide can all be found at TroyTrojans.com

sunbeltsports.org

The official online home of the Sun Belt Conference, sunbeltsports.org, has updated league standings, results, schedules and notes.

collegepressbox.com

collegepressbox.com is the official media Web site for Sun Belt football. Access and download weekly game notes, quotes, stats, media guides and more for the conference and each of its 14 member schools. Login information will be distributed to accredited media or you can apply for a password by sending an e-mail to password@collegepressbox.com. The following conferences are represented on collegepressbox.com -- ACC, American, Big Ten, Big 12, C-USA, MAC, Mountain West, SEC, Sun Belt and two independents (UConn & Notre Dame). The site also has logos and information for all of the NCAA bowl games and postseason awards.

ulmwarhawks.com

This week's opponent's athletic website.

Facebook.com/TroyTrojansFB  
Twitter.com/TroyTrojansFB  
Instagram/troytrojansfootball

TROY GAME WEEK SCHEDULE

Troy's Practices are Closed to the Public and Open to the Media Unless Otherwise Noted

SUNDAY	MONDAY	TUESDAY	WEDNESDAY	THURSDAY	FRIDAY	SATURDAY
Off Day	Sun Belt Zoom 11:26 a.m.  Press Conference Zoom 11:35 a.m.  Practice 2:50-5:20 p.m. No Interviews  Trojan Talk 6-7 p.m. Baumhower's	Practice 2:50-5:20 p.m.	Practice 2:50-5:20 p.m.	Travel Day No Interviews	Travel Day No Interviews	Troy at ULM 2 p.m.

## OFFENSE

<b>QB</b>	<b>10</b>	<b>Tucker Kilcrease</b>	<b>6-1</b>	<b>205</b>	<b>Jr.</b>	<b>Brantley, Ala.</b>
	<b>15</b>	<b>Ui Ale</b>	<b>6-0</b>	<b>210</b>	<b>Jr.</b>	<b>Carson, Calif.</b>
<b>RB</b>	<b>22</b>	<b>Tae Meadows</b>	<b>5-10</b>	<b>200</b>	<b>Jr.</b>	<b>Roanoke, Ala.</b>
	<b>1</b>	<b>Jordan Lovett</b>	<b>5-10</b>	<b>197</b>	<b>So.</b>	<b>Statesboro, Ga.</b>
	<b>4</b>	<b>Jarris Williams</b>	<b>5-10</b>	<b>210</b>	<b>Sr.</b>	<b>Mobile, Ala.</b>
<b>WR-X</b>	<b>0</b>	<b>Roman Mothershed</b>	<b>6-4</b>	<b>208</b>	<b>So.</b>	<b>Montgomery, Ala.</b>
	<b>7</b>	<b>RaRa Thomas</b>	<b>6-2</b>	<b>208</b>	<b>Sr.</b>	<b>Eufaula, Ala.</b>
<b>WR-H</b>	<b>2</b>	<b>Peyton Higgins</b>	<b>5-10</b>	<b>181</b>	<b>Sr.</b>	<b>Florence, Ala.</b>
<b>-OR-</b>	<b>8</b>	<b>Tray Taylor</b>	<b>5-6</b>	<b>140</b>	<b>Sr.</b>	<b>Shreveport, La.</b>
<b>WR-Z</b>	<b>18</b>	<b>DJ Epps</b>	<b>6-1</b>	<b>185</b>	<b>Jr.</b>	<b>Seale, Ala.</b>
	<b>13</b>	<b>Ky McNulty</b>	<b>6-4</b>	<b>205</b>	<b>R-Fr.</b>	<b>Bay Minette, Ala.</b>
<b>-OR-</b>	<b>82</b>	<b>Jackson Thomas</b>	<b>6-3</b>	<b>195</b>	<b>So.</b>	<b>Montgomery, Ala.</b>
<b>TE</b>	<b>14</b>	<b>Ethan Conner</b>	<b>6-4</b>	<b>245</b>	<b>R-Sr.</b>	<b>Columbus, Miss.</b>
	<b>89</b>	<b>Trae Swartz</b>	<b>6-5</b>	<b>255</b>	<b>Sr.</b>	<b>Ottumwa, Iowa</b>
<b>LT</b>	<b>58</b>	<b>Elijah Prather</b>	<b>6-4</b>	<b>305</b>	<b>So.</b>	<b>LaVergne, Tenn.</b>
	<b>74</b>	<b>Tra'jon Townsend</b>	<b>6-6</b>	<b>303</b>	<b>So.</b>	<b>Los Angeles, Calif.</b>
<b>LG</b>	<b>66</b>	<b>Eli Russ</b>	<b>6-4</b>	<b>300</b>	<b>Sr.</b>	<b>Ardmore, Okla.</b>
	<b>75</b>	<b>Zerian Hudson</b>	<b>6-3</b>	<b>315</b>	<b>Sr.</b>	<b>Brookhaven, Miss.</b>
<b>C</b>	<b>55</b>	<b>Paul Bowling</b>	<b>6-4</b>	<b>315</b>	<b>Fr.</b>	<b>Marietta, Ga.</b>
	<b>65</b>	<b>Tyler Cappi</b>	<b>6-3</b>	<b>300</b>	<b>Jr.</b>	<b>Priceville, Ala.</b>
<b>-OR-</b>	<b>73</b>	<b>Tyler Bell</b>	<b>6-2</b>	<b>305</b>	<b>So.</b>	<b>Memphis, Tenn.</b>
<b>RG</b>	<b>67</b>	<b>Matt Henry</b>	<b>6-4</b>	<b>360</b>	<b>Sr.</b>	<b>Auckland, New Zealand</b>
	<b>72</b>	<b>Patrick Screws Jr.</b>	<b>6-5</b>	<b>325</b>	<b>So.</b>	<b>Eufaula, Ala.</b>
<b>RT</b>	<b>54</b>	<b>Caleb Ash</b>	<b>6-6</b>	<b>300</b>	<b>R-Fr.</b>	<b>Atlanta, Ga.</b>
	<b>71</b>	<b>Kyler Gibson</b>	<b>6-5</b>	<b>310</b>	<b>Jr.</b>	<b>Munford, Ala.</b>

## SPECIAL TEAMS

<b>K</b>	<b>40</b>	<b>Scott Taylor Renfroe</b>	<b>6-1</b>	<b>200</b>	<b>Sr.</b>	<b>Troy, Ala.</b>
	<b>32</b>	<b>Paddy McAteer</b>	<b>6-3</b>	<b>207</b>	<b>Jr.</b>	<b>Mullaghbawn, Ireland</b>
<b>KOS</b>	<b>32</b>	<b>Paddy McAteer</b>	<b>6-3</b>	<b>207</b>	<b>Jr.</b>	<b>Mullaghbawn, Ireland</b>
	<b>40</b>	<b>Scott Taylor Renfroe</b>	<b>6-1</b>	<b>200</b>	<b>Sr.</b>	<b>Troy, Ala.</b>
<b>P</b>	<b>28</b>	<b>Evan Crenshaw</b>	<b>6-4</b>	<b>192</b>	<b>R-Jr.</b>	<b>Ponte Vedra Beach, Fla.</b>
	<b>49</b>	<b>Austin Lewis</b>	<b>5-11</b>	<b>165</b>	<b>Fr.</b>	<b>Helena, Ala.</b>
<b>LS</b>	<b>87</b>	<b>Colton Walls</b>	<b>6-3</b>	<b>238</b>	<b>So.</b>	<b>Millbrook, Ala.</b>
	<b>24</b>	<b>Kinnick Manley</b>	<b>6-2</b>	<b>230</b>	<b>Jr.</b>	<b>Firestone, Colo.</b>
<b>H</b>	<b>28</b>	<b>Evan Crenshaw</b>	<b>6-4</b>	<b>192</b>	<b>R-Jr.</b>	<b>Ponte Vedra Beach, Fla.</b>
	<b>2</b>	<b>Peyton Higgins</b>	<b>5-10</b>	<b>180</b>	<b>Sr.</b>	<b>Florence, Ala.</b>
<b>KR</b>	<b>18</b>	<b>DJ Epps</b>	<b>6-1</b>	<b>185</b>	<b>Jr.</b>	<b>Seale, Ala.</b>
	<b>2</b>	<b>Peyton Higgins</b>	<b>5-10</b>	<b>180</b>	<b>Sr.</b>	<b>Florence, Ala.</b>
	<b>22</b>	<b>Tae Meadows</b>	<b>5-10</b>	<b>200</b>	<b>Jr.</b>	<b>Roanoke, Ala.</b>
<b>PR</b>	<b>2</b>	<b>Peyton Higgins</b>	<b>5-10</b>	<b>180</b>	<b>Sr.</b>	<b>Florence, Ala.</b>
<b>-OR-</b>	<b>8</b>	<b>Tray Taylor</b>	<b>5-6</b>	<b>140</b>	<b>Sr.</b>	<b>Shreveport, La.</b>

## DEFENSE

<b>DE</b>	<b>11</b>	<b>Elijah Davis</b>	<b>6-3</b>	<b>264</b>	<b>Sr.</b>	<b>Wagener, S.C.</b>
	<b>19</b>	<b>DJ Jackson Jr.</b>	<b>6-4</b>	<b>262</b>	<b>Jr.</b>	<b>Atlanta, Ga.</b>
<b>DT</b>	<b>15</b>	<b>Taleeq Robbins</b>	<b>6-1</b>	<b>285</b>	<b>Sr.</b>	<b>Philadelphia, Pa.</b>
	<b>98</b>	<b>Jamel Fils-Aime</b>	<b>6-3</b>	<b>345</b>	<b>Sr.</b>	<b>Enterprise, Ala.</b>
	<b>69</b>	<b>Jermaine Paramore</b>	<b>6-2</b>	<b>290</b>	<b>R-Fr.</b>	<b>Saraland, Ala.</b>
<b>NT</b>	<b>1</b>	<b>Luis Medina</b>	<b>6-1</b>	<b>305</b>	<b>Sr.</b>	<b>Summerville, Ga.</b>
<b>-OR-</b>	<b>99</b>	<b>Julian Peterson</b>	<b>6-3</b>	<b>305</b>	<b>Sr.</b>	<b>Pinson, Ala.</b>
	<b>93</b>	<b>Kam Curry</b>	<b>6-2</b>	<b>305</b>	<b>Jr.</b>	<b>Midland, Texas</b>
<b>BAN</b>	<b>0</b>	<b>Jah-Mal Williams</b>	<b>6-4</b>	<b>240</b>	<b>Sr.</b>	<b>Carver Ranches, Fla.</b>
<b>-OR-</b>	<b>22</b>	<b>Donnie Smith</b>	<b>6-4</b>	<b>220</b>	<b>Jr.</b>	<b>Greenville, Miss.</b>
<b>WLB</b>	<b>7</b>	<b>Jordan Stringer</b>	<b>6-2</b>	<b>225</b>	<b>Sr.</b>	<b>Augusta, Ga.</b>
	<b>4</b>	<b>TJ Thompson</b>	<b>6-0</b>	<b>222</b>	<b>R-Jr.</b>	<b>Bolton, Miss.</b>
<b>MLB</b>	<b>2</b>	<b>Steven Cattledge</b>	<b>6-3</b>	<b>236</b>	<b>Sr.</b>	<b>Columbus, Miss.</b>
<b>-OR-</b>	<b>44</b>	<b>Luke Hodge</b>	<b>6-1</b>	<b>225</b>	<b>Jr.</b>	<b>Oneonta, Ala.</b>
	<b>20</b>	<b>Keyshawn Campbell</b>	<b>6-0</b>	<b>212</b>	<b>So.</b>	<b>Vero Beach, Fla.</b>
<b>SPEAR</b>	<b>3</b>	<b>Devin Lafayette</b>	<b>6-2</b>	<b>210</b>	<b>Sr.</b>	<b>Brunswick, Ga.</b>
	<b>18</b>	<b>Jordan Perry</b>	<b>6-2</b>	<b>214</b>	<b>Jr.</b>	<b>Jefferson, Ga.</b>
<b>CB</b>	<b>5</b>	<b>Kaleno Levine</b>	<b>5-11</b>	<b>177</b>	<b>Sr.</b>	<b>Fort Worth, Texas</b>
	<b>12</b>	<b>Trent Henry</b>	<b>5-11</b>	<b>194</b>	<b>Sr.</b>	<b>Miami, Fla.</b>
<b>CB</b>	<b>8</b>	<b>Jaquez White</b>	<b>6-1</b>	<b>190</b>	<b>Jr.</b>	<b>Blackshear, Ga.</b>
	<b>31</b>	<b>Shemar Welch</b>	<b>6-1</b>	<b>164</b>	<b>R-Fr.</b>	<b>Mobile, Ala.</b>
<b>SS</b>	<b>14</b>	<b>David Daniel-Sisavanh</b>	<b>6-2</b>	<b>190</b>	<b>Sr.</b>	<b>Woodstock, Ga.</b>
	<b>24</b>	<b>Rondell Carter</b>	<b>6-1</b>	<b>185</b>	<b>So.</b>	<b>Charlotte, N.C.</b>
<b>FS</b>	<b>6</b>	<b>Justin Powe</b>	<b>6-0</b>	<b>204</b>	<b>Jr.</b>	<b>Mobile, Ala.</b>
	<b>29</b>	<b>Joe Lott</b>	<b>6-3</b>	<b>190</b>	<b>R-Fr.</b>	<b>Mobile, Ala.</b>

### PROJECTED STARTERS LISTED IN BOLD

No.	Name	Pronunciation	No.	Name	Pronunciation
HC	Gerad Parker	He went to JARED	41	Makel Green	muh-KELL
AC	Re'quan Boyette	RAY-kwan	45	Jordan Ferrell	fair-ULL
AC	Kevin Reihner	REE-NER	52	Vysen Lang	VIE-sin
1	Jordan Lovett	LOVE-it	53	Jabril McNeill	juh-BRILL
1	Luis Medina	Louis muh-DEEN-uh	56	Jatorian Blackmon	juh-TOR-ee-un
3	Devin Lafayette	LAFF-ee-ett	58	Elijah Prather	PRAY-ther
4	Jarris Williams	JAR-us	61	Sharvon Pierre	SHAR-von
5	Mojo Dortch	Rhymes with PORCH	70	Casey Fua'au	foo-QW-ah
5	Kaleno Levine	kuh-LEAN-o luh-VEEN	74	Tra'jon Townsend	TRAY-zhan
6	Justin Powe	POE	75	Zerian Hudson	ZAIR-ee-in
7	Kristian Tate	CHRIS-tin	77	Garner Langlo	LANG-low
10	Jabari Strait	juh-BER-ee	81	Jah'Marren Jackson	juh-MARE-E-un
11	RaRa Thomas	RAH-RAH	85	Fabian Rogosch	ROE-gosh
12	Jywon Boyd	JYE-wan	98	Jamel Fils-Aime	FILLS-uh-MEE
13	Daivon Nelson	DAY-vee-ON			
14	David Daniel-Sisavanh	sis-uh-VAUGHN			
15	Ui Ale	OO-ee AH-lay			
15	Taleeq Robbins	tuh-LEEK			
16	Trashun Griffin	TRAY-shawn			
17	Dariyonne Bryant	DARE-ee-ON			
20	Dakarai Shanks	duh-CAR-ee			
31	Shemar Welch	shuh-MAR			
32	Paddy McAteer	MAC-uh-TEER			
36	Jon Bocchino	bo-KEEN-oh			
40	Scott Taylor Renfroe				

Scott Taylor is full first name

# GAME SEVEN | NUMERICAL ROSTER

No.	Name	Pos.	Ht.	Wt.	Yr.	Exp.	Hometown / Last School	No.	Name	Pos.
0	Roman Mothershed	WR	6-4	208	So.	1L	Montgomery, Ala. / Pike Road HS	15	Ui Ale	QB
0	Jah-Mal Williams	BAN	6-4	240	Sr.	1L	Carver Ranches, Fla. / Cincinnati	34	JT Alvis	S
1	Jordan Lovett	RB	5-10	197	So.	2L	Statesboro, Ga. / Statesboro HS	54	Caleb Ash	OL
1	Luis Medina	DT	6-1	305	Sr.	5L	Summerville, Ga. / Chattooga HS	46	Gavyn Baker	LB
2	Steven Cattledge	LB	6-3	236	Sr.	2L	Columbus, Miss. / East Mississippi CC	42	Chad Barham	TE
2	Peyton Higgins	WR	5-10	180	Sr.	4L	Florence, Ala. / Mars Hill Bible School	73	Tyler Bell	OL
3	Trey Cooley	RB	5-10	208	R-Sr.	TR	Raleigh, N.C. / Georgia Tech	26	DeWhitt Betterson Jr.	RB
3	Devin Lafayette	SPR	6-2	210	Sr.	1L	Brunswick, Ga. / Northern Illinois	56	Jatorian Blackmon	OL
4	TJ Thompson	LB	6-0	222	R-Jr.	2L	Bolton, Miss. / East Central CC	36	Jon Bocchino	S
4	Jarris Williams	RB	5-10	210	Sr.	3L	Mobile, Ala. / Blount HS	63	Gavin Bowlin	OL
5	Mojo Dortch	WR	6-0	172	Jr.	1L	Lucedale, Miss. / California	55	Paul Bowling	OL
5	Kaleno Levine	CB	5-11	188	Sr.	TR	Ft. Worth, Texas / Missouri State	12	Jywon Boyd	WR
6	Jack James	QB	6-0	210	Fr.	HS	Paducah, Ky. / Paducah Tilghman HS	23	KC Bradford	S
6	Justin Powe	S	6-0	204	Jr.	2L	Mobile, Ala. / Davidson HS	20	Keyshawn Campbell	LB
7	Jordan Stringer	LB	6-2	225	Sr.	3L	Augusta, Ga. / Laney HS	65	Tyler Cappi	OL
7	Kristian Tate *	WR	6-2	175	So.	TR	Seat Pleasant, Md. / Delaware State	24	Rondell Carter	S
7	RaRa Thomas	WR	6-2	208	Sr.	TR	Eufaula, Ala. / Georgia	2	Steven Cattledge	LB
8	Tray Taylor	WR	5-6	140	Sr.	TR	Shreveport, La. / Coastal Carolina	14	Ethan Conner	TE
8	Jaquez White	CB	6-1	190	Jr.	TR	Blackshear, Ga. / Washburn	3	Trey Cooley	RB
9	Goose Crowder	QB	6-2	215	R-Jr.	2L	Gardendale, Ala. / West Virginia	28	Evan Crenshaw	P
10	Tucker Kilcrease	QB	6-1	205	Jr.	1L	Brantley, Ala. / Brantley HS	33	LaMar Croskey	CB
10	Jabari Strait	CB	6-2	184	Jr.	1L	McCalla, Ala. / NE Oklahoma A&M	9	Goose Crowder	QB
11	Elijah Davis	DE	6-3	264	Sr.	TR	Wagener, S.C. / South Carolina	93	Kam Curry	DT
12	Jywon Boyd	WR	6-0	185	R-Fr.	RS	Troy, Ala. / Charles Henderson HS	14	David Daniel-Sisavanh	S
12	Trent Henry	CB	5-11	194	Sr.	1L	Miami, Fla. / Grambling State	11	Elijah Davis	DE
13	Ky McNulty	WR	6-4	205	R-Fr.	RS	Bay Minette, Ala. / Baldwin County HS	5	Mojo Dortch	WR
13	Daivon Nelson	SPR	6-3	204	R-Jr.	RS	South Phoenix, Ariz. / Hutchinson CC	30	Keion Dunlap	LB
14	Ethan Conner	TE	6-4	245	R-Sr.	2L	Columbus, Miss. / East Mississippi CC	51	Malik Ellis	OL
14	David Daniel-Sisavanh	S	6-2	190	Sr.	TR	Woodstock, Ga. / Georgia	18	DJ Epps	WR
15	Ui Ale	QB	6-0	210	Jr.	TR	Carson, Calif. / Houston	45	Jordan Ferrell	BAN
15	Taleeq Robbins	DE	6-1	285	Sr.	TR	Philadelphia, Pa. / Houston	98	Jamel Fils-Aime	DT
16	Trashun Griffin	DE	6-4	275	R-Fr.	RS	Centreville, Ala. / Bibb County HS	70	Casey Fua'au	DT
17	Marlin Odom	CB	6-2	188	R-Fr.	RS	Lucedale, Miss. / George County HS	21	AG Garrett	CB
18	DJ Epps	WR	6-1	185	Jr.	2L	Seale, Ala. / Russell County HS	71	Kyler Gibson	OL
18	Jordan Perry	SPR	6-2	214	Jr.	1L	Jefferson, Ga. / Kansas State	78	Billy Gilmore	OL
19	DJ Jackson	DE	6-4	262	Jr.	TR	Fayetteville, Ga. / Coffeyville CC	41	Makel Green	BAN
19	Jaden Tynes	K	6-3	178	Fr.	HS	Kansas City, Mo. / Rockhurst HS	16	Trashun Griffin	DE
20	Keyshawn Campbell	LB	6-0	212	So.	2L	Vero Beach, Fla. / Vero Beach HS	84	Marquis Harris	TE
20	Dakarai Shanks	RB	5-10	220	Fr.	HS	Hoover, Ala. / Spain Park HS	12	Trent Henry	CB
21	Amare Garrett	CB	5-11	184	R-Fr.	TR	St. Petersburg, Fla. / Toledo	67	Matt Henry	OL
21	AC Walters	RB	5-10	207	Fr.	HS	Montgomery, Ala. / Alabama Christian	2	Peyton Higgins	WR
22	Tae Meadows	RB	5-10	200	Jr.	2L	Roanoke, Ala. / Handley HS	44	Luke Hodge	LB
22	Donnie Smith	BAN	6-4	220	Jr.	TR	Greenville, Miss. / East Central CC	75	Zerian Hudson	OL
23	KC Bradford	S	5-11	192	Jr.	2L	Troy, Ala. / Pike Liberal Arts School	19	DJ Jackson	DE
24	Rondell Carter	S	6-1	185	So.	1L	Charlotte, N.C. / Julius Chambers HS	81	Jah-Marren Jackson	WR
24	Kinnick Manley	LS	6-2	230	Jr.	TR	Frestone, Colo. / FIU	6	Jack James	QB
25	Dennis Palmer	RB	5-10	196	So.	TR	Jensen Beach, Fla. / Bethune-Cookman	52	ShuMond Johnson	DE
26	DeWhitt Betterson Jr.	RB	6-0	210	Jr.	SQ	Ocala, Fla. / Vanguard HS	10	Tucker Kilcrease	QB
27	OJ Vaughan Jr.	S	5-9	190	R-Fr.	RS	Brooklyn, N.Y. / Wakulla (Fla.) HS	3	Devin Lafayette	SPR
28	Evan Crenshaw	P	6-4	192	R-Jr.	1L	Ponte Vedra, Fla. / Coastal Carolina	52	Vysen Lang	OL
28	AZ Williams	BAN	5-11	203	Sr.	SQ	Millbrook, Ala. / Stanhope Elmore HS	77	Garner Langlo	OL
29	Joe Lott	S	6-3	190	R-Fr.	1L	Mobile, Ala. / UMS-Wright Prep	5	Kaleno Levine	CB
30	Keion Dunlap	LB	6-1	230	R-Fr.	RS	Enterprise, Ala. / Enterprise HS	49	Austin Lewis	P
31	Shemar Welch	CB	6-1	164	R-Fr.	1L	Mobile, Ala. / McGill-Toolen HS	29	Joe Lott	S
32	Paddy McAteer	K	6-3	207	Jr.	1L	Mullaghbawn, Ireland / St. Mary's (Belfast)	1	Jordan Lovett	RB
33	LaMar Croskey	CB	5-8	179	R-So.	RS	Pinson, Ala. / Clay-Chalkville HS	24	Kinnick Manley	LS
34	JT Alvis	S	6-1	215	Fr.	HS	Helena, Ala. / Helena HS	96	Dylan Mann	DT
36	Jon Bocchino	S	6-0	195	Fr.	HS	Niceville, Fla. / Niceville HS	32	Paddy McAteer	K
37	Jalen Peterson	CB	6-0	188	Fr.	HS	Pinson, Ala. / Pinson Valley HS	53	Jabril McNeill	DE
38	Antionious Steele	S	6-1	199	Fr.	HS	Centreville, Ala. / Bibb County HS	13	Ky McNulty	WR
40	Scott Taylor Renfroe	K	6-1	200	Sr.	3L	Troy, Ala. / Pike Liberal Arts School	22	Tae Meadows	RB
40	JaQueraius Thomas	CB	5-11	173	R-Jr.	RS	Montgomery, Ala. / Shorter University	1	Luis Medina	DT
41	Makel Green	BAN	6-2	258	Fr.	HS	Phenix City, Ala. / Central HS	57	Noah Mercer	OL
42	Chad Barham	TE	6-4	255	R-Fr.	RS	Henderson, Tenn. / Chester County HS	0	Roman Mothershed	WR
43	Kam Weaver	LB	6-3	210	R-Fr.	RS	Andalusia, Ala. / Andalusia HS	13	Daivon Nelson	SPR
44	Luke Hodge	LB	6-1	224	Jr.	2L	Oneonta, Ala. / Oneonta HS	17	Marlin Odom	CB
45	Jordan Ferrell	BAN	6-4	255	So.	TR	Lawrenceville, Ga. / Central Ga. Tech College	25	Dennis Palmer	RB
46	Gavyn Baker	LB	6-1	230	R-Fr.	RS	Moody, Ala. / Moody HS	69	Jermaine Paramore	DT
49	Austin Lewis	P	5-11	165	Fr.	HS	Helena, Ala. / Helena HS	18	Jordan Perry	SPR

# NUMERICAL ROSTER | GAME SEVEN

No.	Name	Pos.	Ht.	Wt.	Yr.	Exp.	Hometown/Last School	No.	Name	Pos.
50	RJ Shamberger	DT	6-4	305	Fr.	HS	Monroeville, Ala. / Excel HS	37	Jalen Peterson	CB
51	Malik Ellis	OL	6-5	295	R-So.	TR	Laurel, Miss. / Mississippi State	99	Julian Peterson	DT
52	ShuMond Johnson	DE	6-2	285	R-Fr.	RS	Fairburn, Ga. / Creekside HS	61	Sharvon Pierre	OL
52	Vysen Lang	OL	6-4	350	So.	TR	Pike Road, Ala. / Tennessee	6	Justin Powe	S
53	Jabril McNeill	DE	6-4	222	Sr.	1L	Raleigh, N.C. / Louisburg CC	58	Elijah Prather	OL
54	Caleb Ash	OL	6-6	300	R-Fr.	RS	Atlanta, Ga. / Langston Hughes HS	15	Taleeq Robbins	DE
55	Paul Bowling	OL	6-4	315	Fr.	HS	Marietta, Ga. / McEachern HS	85	Fabian Rogosch	TE
56	Jatorian Blackmon	OL	6-5	340	Fr.	HS	LaGrange, Ga. / Troup County HS	66	Eli Russ	OL
57	Noah Mercer	OL	6-3	305	So.	SQ	Marianna, Fla. / Marianna HS	72	Patrick Screws	OL
58	Elijah Prather	OL	6-4	305	So.	1L	LaVergne, Tenn. / LaVergne HS	50	RJ Shamberger	DT
61	Sharvon Pierre	OL	6-3	280	Fr.	HS	Waycross, Ga. / Ware County HS	20	Dakarai Shanks	RB
63	Gavin Bowlin	OL	6-6	320	Fr.	HS	Leeds, Ala. / Leeds HS	22	Donnie Smith	BAN
64	Ricky Timbers	OL	6-1	304	R-Fr.	RS	Midland City, Ala. / Dale County HS	38	Antonious Steele	S
65	Tyler Cappi	OL	6-3	300	Jr.	1L	Priceville, Ala. / Priceville HS	10	Jabari Strait	CB
66	Eli Russ	OL	6-4	300	Sr.	2L	Ardmore, Okla. / Oklahoma State	7	Jordan Stringer	LB
67	Matt Henry	OL	6-4	360	Sr.	1L	Auckland, New Zealand / NM Military Institute	89	Trae Swartz	TE
69	Jermaine Paramore	DT	6-2	290	R-Fr.	RS	Saraland, Ala. / Saraland HS	80	JT Tang	TE
70	Casey Fua'au	DT	6-5	315	Sr.	1L	Clarksville, Tenn. / Allan Hancock College	7	Kristian Tate	WR
71	Kyler Gibson	OL	6-5	310	Jr.	2L	Munford, Ala. / Munford HS	8	Tray Taylor	WR
72	Patrick Screws	OL	6-5	325	So.	TR	Eufaula, Ala. / Georgia Tech	40	Scott Taylor Renfroe	K
73	Tyler Bell	OL	6-2	305	So.	SQ	Memphis, Tenn. / Lausanne Collegiate HS	7	RaRa Thomas	WR
74	Tra'jon Townsend	OL	6-6	303	So.	TR	Los Angeles, Calif. / Trinity Valley CC	40	JaQueraius Thomas	CB
75	Zerian Hudson	OL	6-3	315	Sr.	1L	Brookhaven, Miss. / Mississippi Gulf Coast CC	82	Jackson Thomas	WR
77	Garner Langlo	OL	6-7	300	Sr.	TR	Hartford, Ala. / App State	4	TJ Thompson	LB
78	Billy Gilmore	OL	6-3	325	So.	SQ	Irvington, Ala. / Alma Bryant HS	64	Ricky Timbers	OL
80	JT Tang	TE	6-5	260	Jr.	TR	Melbourne, Australia / Laney College	74	Tra'jon Townsend	OL
81	Jah-Marren Jackson	WR	6-5	195	Fr.	HS	McKenzie, Ala. / McKenzie HS	19	Jaden Tynes	K
82	Jackson Thomas	WR	6-3	195	So.	SQ	Millbrook, Ala. / Stanhope Elmore HS	27	OJ Vaughan	Jr.
84	Marquis Harris	TE	6-5	265	Jr.	TR	Shreveport, La. / Grambling State	87	Colton Walls	LS
85	Fabian Rogosch	TE	6-5	252	Jr.	2L	Hamburg, Germany / Hamburg	21	AC Walters	RB
87	Colton Walls	LS	6-3	238	So.	1L	Millbrook, Ala. / Stanhope Elmore HS	43	Kam Weaver	LB
88	Jackson Worley	TE	6-4	244	So.	1L	West Palm Beach, Fla. / The King's Academy	31	Shemar Welch	CB
89	Trae Swartz	TE	6-5	255	Sr.	1L	Ottumwa, Iowa / Iowa Western CC	8	Jaquez White	CB
93	Kam Curry	DT	6-2	305	Jr.	1L	Midland, Texas / Tyler JC	0	Jah-Mal Williams	BAN
96	Dylan Mann	DT	6-1	300	R-Fr.	1L	Kennesaw, Ga. / North Cobb HS	4	Jarris Williams	RB
98	Jamel Fils-Aime	DT	6-3	345	Sr.	1L	Enterprise, Ala. / Coffeyville CC	28	AZ Williams	BAN
99	Julian Peterson	DT	6-3	305	Sr.	3L	Pinson, Ala. / Pinson Valley HS	88	Jackson Worley	TE

\* Will Miss 2025 Season Due to Injury

## PRONUNCIATION GUIDE

No.	Name	Pronunciation	No.	Name	Pronunciation
HC	Gerad Parker	He went to JARED	20	Dakarai Shanks	duh-CAR-ee
AC	Re'quan Boyette	RAY-kwan	31	Shemar Welch	shuh-MAR
AC	Kevin Reihner	REE-NER	32	Paddy McAteer	MAC-uh-TEER
1	Jordan Lovett	LOVE-it	36	Jon Bocchino	bo-KEEN-oh
1	Luis Medina	Louis_muh-DEEN-uh	40	Scott Taylor Renfroe	Scott Taylor is full first name
3	Devin Lafayette	LAFF-ee-ett	41	Makel Green	muh-KELL
4	Jarris Williams	JAR-us	45	Jordan Ferrell	fair-ULL
5	Mojo Dortch	Rhymes with PORCH	52	Vysen Lang	VIE-sin
5	Kaleno Levine	kuh-LEAN-o luh-VEEN	53	Jabril McNeill	juh-BRILL
6	Justin Powe	POE	56	Jatorian Blackmon	juh-TOR-ee-un
7	Kristian Tate	CHRIS-tin	58	Elijah Prather	PRAY-ther
10	Jabari Strait	juh-BER-ee	61	Sharvon Pierre	SHAR-von
11	RaRa Thomas	RAH-RAH	70	Casey Fua'au	foo-OW-ah
12	Jywon Boyd	JYE-wan	74	Tra'jon Townsend	TRAY-zhan
13	Daivon Nelson	DAY-vee-ON	75	Zerian Hudson	ZAIR-ee-in
14	David Daniel-Sisavanh	sis-uh-VAUGHN	77	Garner Langlo	LANG-low
15	Ui Ale	OO-ee AH-lay	81	Jah'Marren Jackson	juh-MARE-E-un
15	Taleeq Robbins	tuh-LEEK	85	Fabian Rogosch	ROE-gosh
16	Trashun Griffin	TRAY-shawn	98	Jamel Fils-Aime	FILLS-uh-MEE



# GAME SEVEN | ROSTER BREAKDOWN

## QUARTERBACKS

No.	Name	Pos.	Ht.	Wt.	Yr.	Exp.	Hometown / Last School
6	Jack James	QB	6-0	210	Fr.	HS	Paducah, Ky. / Paducah Tilghman HS
9	Goose Crowder	QB	6-2	215	R-Jr.	2L	Gardendale, Ala. / West Virginia
10	Tucker Kilcrease	QB	6-1	205	Jr.	1L	Brantley, Ala. / Brantley HS
15	Ui Ale	QB	6-0	210	Jr.	TR	Carson, Calif. / Houston

## RUNNING BACKS

1	Jordan Lovett	RB	5-10	197	So.	2L	Statesboro, Ga. / Statesboro HS
3	Trey Cooley	RB	5-10	208	R-Sr.	TR	Raleigh, N.C. / Georgia Tech
4	Jarris Williams	RB	5-10	210	Sr.	3L	Mobile, Ala. / Blount HS
20	Dakarai Shanks	RB	5-10	220	Fr.	HS	Hoover, Ala. / Spain Park HS
21	AC Walters	RB	5-10	207	Fr.	HS	Montgomery, Ala. / Alabama Christian
22	Tae Meadows	RB	5-10	200	Jr.	2L	Roanoke, Ala. / Handley HS
25	Dennis Palmer	RB	5-10	196	So.	TR	Jensen Beach, Fla. / Bethune-Cookman
26	DeWhitt Betterson Jr.	RB	6-0	210	Jr.	SQ	Ocala, Fla. / Vanguard HS

## WIDE RECEIVERS

0	Roman Mothershed	WR	6-4	208	So.	1L	Montgomery, Ala. / Pike Road HS
2	Peyton Higgins	WR	5-10	180	Sr.	4L	Florence, Ala. / Mars Hill Bible School
5	Mojo Dortch	WR	6-0	172	Jr.	1L	Lucedale, Miss. / California
7	Kristian Tate *	WR	6-2	175	So.	TR	Seat Pleasant, Md. / Delaware State
7	RaRa Thomas	WR	6-2	208	Sr.	TR	Eufaula, Ala. / Georgia
8	Tray Taylor	WR	5-6	140	Sr.	TR	Shreveport, La. / Coastal Carolina
12	Jywon Boyd	WR	6-0	185	R-Fr.	RS	Troy, Ala. / Charles Henderson HS
13	Ky McNulty	WR	6-4	205	R-Fr.	RS	Bay Minette, Ala. / Baldwin County HS
18	Dj Epps	WR	6-1	185	Jr.	2L	Seale, Ala. / Russell County HS
81	Jah-Marren Jackson	WR	6-5	195	Fr.	HS	McKenzie, Ala. / McKenzie HS
82	Jackson Thomas	WR	6-3	195	So.	SQ	Millbrook, Ala. / Stanhope Elmore HS

## TIGHT ENDS

14	Ethan Conner	TE	6-4	245	R-Sr.	2L	Columbus, Miss. / East Mississippi CC
42	Chad Barham	TE	6-4	255	R-Fr.	RS	Henderson, Tenn. / Chester County HS
84	Marquis Harris	TE	6-5	265	Jr.	TR	Shreveport, La. / Grambling State
85	Fabian Rogosch	TE	6-5	252	Jr.	2L	Hamburg, Germany / Hamburg
86	JT Tang	TE	6-5	260	Jr.	TR	Melbourne, Australia / Laney College
88	Jackson Worley	TE	6-4	244	So.	1L	West Palm Beach, Fla. / The King's Academy
89	Trae Swartz	TE	6-5	255	Sr.	1L	Ottumwa, Iowa / Iowa Western CC

## OFFENSIVE LINE

51	Malik Ellis	OL	6-5	295	R-So.	TR	Laurel, Miss. / Mississippi State
52	Vysen Lang	OL	6-4	350	So.	TR	Pike Road, Ala. / Tennessee
54	Caleb Ash	OL	6-6	300	R-Fr.	RS	Atlanta, Ga. / Langston Hughes HS
55	Paul Bowling	OL	6-4	315	Fr.	HS	Marietta, Ga. / McEachern HS
56	Jatorian Blackmon	OL	6-5	340	Fr.	HS	LaGrange, Ga. / Troup County HS
57	Noah Mercer	OL	6-3	305	So.	SQ	Marianna, Fla. / Marianna HS
58	Elijah Prather	OL	6-4	305	So.	1L	LaVergne, Tenn. / LaVergne HS
61	Sharvon Pierre	OL	6-3	280	Fr.	HS	Waycross, Ga. / Ware County HS
63	Gavin Bowlin	OL	6-6	320	Fr.	HS	Leeds, Ala. / Leeds HS
64	Ricky Timbers	OL	6-1	304	R-Fr.	RS	Midland City, Ala. / Dale County HS
65	Tyler Cappi	OL	6-3	300	Jr.	1L	Priceville, Ala. / Priceville HS
66	Eli Russ	OL	6-4	300	Sr.	2L	Ardmore, Okla. / Oklahoma State
67	Matt Henry	OL	6-4	360	Sr.	1L	Auckland, New Zealand / NM Military Institute
71	Kyler Gibson	OL	6-5	310	Jr.	2L	Munford, Ala. / Munford HS
72	Patrick Screws	OL	6-5	325	So.	TR	Eufaula, Ala. / Georgia Tech
73	Tyler Bell	OL	6-2	305	So.	SQ	Memphis, Tenn. / Lausanne Collegiate HS
74	Tra'jon Townsend	OL	6-6	303	So.	TR	Los Angeles, Calif. / Trinity Valley CC
75	Zerian Hudson	OL	6-3	315	Sr.	1L	Brookhaven, Miss. / Mississippi Gulf Coast CC
77	Garner Langlo	OL	6-7	300	Sr.	TR	Hartford, Ala. / App State
78	Billy Gilmore	OL	6-3	325	So.	SQ	Irvington, Ala. / Alma Bryant HS

## SPECIALISTS

19	Jaden Tynes	K	6-3	178	Fr.	HS	Kansas City, Mo. / Rockhurst HS
24	Kinnick Manley	LS	6-2	230	Jr.	TR	Firestone, Colo. / FIU
28	Evan Crenshaw	P	6-4	192	R-Jr.	1L	Ponte Vedra, Fla. / Coastal Carolina
32	Paddy McAteer	K	6-3	207	Jr.	1L	Mullaghbawn, Ireland / St. Mary's (Belfast)
40	Scott Taylor Renfroe	K	6-1	200	Sr.	3L	Troy, Ala. / Pike Liberal Arts School
49	Austin Lewis	P	5-11	165	Fr.	HS	Helena, Ala. / Helena HS
87	Colton Walls	LS	6-3	238	So.	1L	Millbrook, Ala. / Stanhope Elmore HS

## TROY COACHING STAFF GAME LOCATION



**GERAD PARKER**  
HEAD COACH

SIDELINE

## OFFENSE




**RE'QUAN BOYETTE**  
RUNNING BACKS

SIDELINE



**GARY BANKS**  
WIDE RECEIVERS

SIDELINE




**CALEB CARBINE**  
OFFENSIVE LINE

SIDELINE



**SEAN REAGAN**  
OFFENSIVE  
COORDINATOR  
/ QB

SIDELINE



**KEVIN REIHNER**  
TIGHT ENDS /  
TACKLES

PRESS BOX

## DEFENSIVE LINE

1	Luis Medina	DT	6-1	305	Sr.	5L	Summerville, Ga. / Chattooga HS
11	Elijah Davis	DE	6-3	264	Sr.	TR	Wagener, S.C. / South Carolina
15	Taleeq Robbins	DE	6-1	285	Sr.	TR	Philadelphia, Pa. / Houston
16	Trashun Griffin	DE	6-4	275	R-Fr.	RS	Centreville, Ala. / Bibb County HS
19	DJ Jackson	DE	6-4	262	Jr.	TR	Fayetteville, Ga. / Coffeyville CC
50	RJ Shamberger	DT	6-4	305	Fr.	HS	Monroeville, Ala. / Excel HS
52	ShuMond Johnson	DE	6-2	285	R-Fr.	RS	Fairburn, Ga. / Creekside HS
53	Jabril McNeill	DE	6-4	222	Sr.	1L	Raleigh, N.C. / Louisburg CC
69	Jermaine Paramore	DT	6-2	290	R-Fr.	RS	Saraland, Ala. / Saraland HS
70	Casey Fua'au	DT	6-5	315	Sr.	1L	Clarksville, Tenn. / Allan Hancock College
93	Kam Curry	DT	6-2	305	Jr.	1L	Midland, Texas / Tyler JC
96	Dylan Mann	DT	6-1	300	R-Fr.	1L	Kennesaw, Ga. / North Cobb HS
98	Jamel Fils-Aime	DT	6-3	345	Sr.	1L	Enterprise, Ala. / Coffeyville CC
99	Julian Peterson	DT	6-3	305	Sr.	3L	Pinson, Ala. / Pinson Valley HS

## LINEBACKERS

2	Steven Cattledge	LB	6-3	236	Sr.	2L	Columbus, Miss. / East Mississippi CC
4	TJ Thompson	LB	6-0	222	R-Jr.	2L	Bolton, Miss. / East Central CC
7	Jordan Stringer	LB	6-2	225	Sr.	3L	Augusta, Ga. / Laney HS
20	Keyshawn Campbell	LB	6-0	212	So.	2L	Vero Beach, Fla. / Vero Beach HS
43	Kam Weaver	LB	6-3	210	R-Fr.	RS	Andalusia, Ala. / Andalusia HS
44	Luke Hodge	LB	6-1	224	Jr.	2L	Oneonta, Ala. / Oneonta HS
46	Gavyn Baker	LB	6-1	230	R-Fr.	RS	Moody, Ala. / Moody HS

## CORNERBACKS

5	Kaleno Levine	CB	5-11	188	Sr.	TR	Ft. Worth, Texas / Missouri State
8	Jaquez White	CB	6-1	190	Jr.	TR	Blackshear, Ga. / Washburn
10	Jabari Strait	CB	6-2	184	Jr.	1L	McCalla, Ala. / NE Oklahoma A&M
12	Trent Henry	CB	5-11	194	Sr.	1L	Miami, Fla. / Grambling State
17	Marlin Odom	CB	6-2	188	R-Fr.	RS	Lucedale, Miss. / George County HS
21	Amare Garrett	CB	5-11	184	R-Fr.	TR	St. Petersburg, Fla. / Toledo
31	Shemar Welch	CB	6-1	164	R-Fr.	1L	Mobile, Ala. / McGill-Toolen HS
33	LaMar Croskey	CB	5-8	179	R-So.	RS	Pinson, Ala. / Clay-Chalkville HS
37	Jalen Peterson	CB	6-0	188	Fr.	HS	Pinson, Ala. / Pinson Valley HS
40	JaQueraius Thomas	CB	5-11	173	R-Jr.	RS	Montgomery, Ala. / Shorter University

## SAFETIES

6	Justin Powe	S	6-0	204	Jr.	2L	Mobile, Ala. / Davidson HS
14	David Daniel-Sisavanh	S	6-2	190	Sr.	TR	Woodstock, Ga. / Georgia
23	KC Bradford	S	5-11	192	Jr.	2L	Troy, Ala. / Pike Liberal Arts School
24	Rondell Carter	S	6-1	185	So.	1L	Charlotte, N.C. / Julius Chambers HS
27	OJ Vaughan Jr.	S	5-9	190	R-Fr.	RS	Brooklyn, N.Y. / Wakulla (Fla.) HS
29	Joe Lott	S	6-3	190	R-Fr.	1L	Mobile, Ala. / UMS-Wright Prep
30	Keion Dunlap	S	6-1	230	R-Fr.	RS	Enterprise, Ala. / Enterprise HS
34	JT Alvis	S	6-1	215	Fr.	HS	Helena, Ala. / Helena HS
36	Jon Bocchino	S	6-0	195	Fr.	HS	Niceville, Fla. / Niceville HS
38	Antionius Steele	S	6-1	199	Fr.	HS	Centreville, Ala. / Bibb County HS

## BANDITS / SPEARS

0	Jah-Mal Williams	BAN	6-4	240	Sr.	1L	Carver Ranches, Fla. / Cincinnati
3	Devin Lafayette	SPR	6-2	210	Sr.	1L	Brunswick, Ga. / Northern Illinois
13	Daivon Nelson	SPR	6-3	204	R-Jr.	RS	South Phoenix, Ariz. / Hutchinson CC
18	Jordan Perry	SPR	6-2	214	Jr.	1L	Jefferson, Ga. / Kansas State
22	Donnie Smith	BAN	6-4	220	Jr.	TR	Greenville, Miss. / East Central CC
28	AZ Williams	BAN	5-11	203	Sr.	SQ	Millbrook, Ala. / Stanhope Elmore HS
41	Makel Green	BAN	6-2	258	Fr.	HS	Phenix City, Ala. / Central HS
45	Jordan Ferrell	BAN	6-4	255	So.	TR	Lawrenceville, Ga. / Central Ga. Tech College


\* Will Miss 2025 Season Due to Injury

## DEFENSE



**CHRIS BOONE**  
OLB

SIDELINE



**NATHAN BURTON**  
ILB

PRESS BOX



**JUSTIN MANNING**  
DEFENSIVE LINE

SIDELINE



**BRANDON COOPER**  
CORNERBACKS


PRESS BOX



**DONTAE WRIGHT**  
DEFENSIVE  
COORDINATOR /  
SAFETIES

SIDELINE

## SPECIAL TEAMS



**TYLER HANCOCK**  
ANALYST

SIDELINE



# GERAD PARKER

## HEAD COACH (8 - 16)

Gerad Parker returns for his second season as Troy's head coach in 2025 following a run as one of the nation's top offensive coordinators, including the 2023 season at Notre Dame.

In his first season at Troy, the Trojans produced the first 1,000-yard rushing and receiving duo in more than a decade and just the third in program history as Damien Taylor rushed for 1,010 yards and Devonte Ross recorded 1,043 receiving yards; Troy's first since 2012.

Parker guided Troy to one of the best months of November in the country, as the Trojans won three of their final four games of the season and ranked as the nation's 19th-best offense and 25th-best defense that month.

His first season saw him inherit one of the most inexperienced teams in the country and then the loss of his starting quarterback after just 11 quarters of play. Troy's 12 players in their final year of eligibility were the fewest in the country, while Troy's 46 scholarship newcomers ranked as the third most nationally.

Ross finished the regular season fifth nationally with 11 touchdown catches and 15th in receiving yards. Additionally, Troy was one of the most efficient teams in the country, ranking second in the red zone and fifth on third downs.

Ten Trojans landed on All-Sun Belt Teams, highlighted by Ross' inclusion thrice, as a first team receiver and all-purpose selection and as the return specialist on the second team. Eight of Troy's 10 All-SBC picks had remaining eligibility.

The Trojans landed the Sun Belt's top recruiting class in Dec. 2024, signing 15 players with an 83.54 average per industry leader On3.

Parker led a Notre Dame offense in 2023 that ranked eighth nationally, averaging 39.1 points per game, in addition to ranking 12th in passing efficiency and 29th in total offense. Audric Estime was one of the nation's elite running backs, ranking third in rushing touchdowns (18), eighth in rushing yards per game (111.8) and ninth in rushing yards (1,341).

Behind Parker's offense, the Fighting Irish posted a 9-3 record against one of the nation's most challenging schedules, including four straight games against ranked opponents. Offensive tackle Joe Alt was a consensus All-America selection, while Estime was named to the Associated Press All-America Team.

Notre Dame's offense increased production across the board in Parker's lone season calling the plays in South Bend. The Irish improved their scoring by more than a touchdown per game, in addition to seeing increases in yards per game, passing yards per game, yards per play and red zone scoring.

In his first season at Notre Dame, Parker coached the Irish tight ends and helped guide Michael Mayer to a consensus All-America season, as Mayer finished his career as the most prolific pass catching tight ends in

school history. Mayer led the Irish with 67 catches for 809 yards and nine touchdowns in 2022, finishing his time at Notre Dame first on the program charts for tight end catches (180), receiving yards (2,099) and touchdowns (18).

Parker joined the Notre Dame staff following two seasons with former Troy head coach Neal Brown at West Virginia, where he was the offensive coordinator and receivers coach.

In his final season with the Mountaineers, WVU knocked off Texas and No. 15 Virginia Tech en route to an appearance in the Guaranteed Rate Bowl. In 2020, despite having to deal with the COVID-19 pandemic, West Virginia had one of the most improved offenses in the nation in terms of total yards, showing gains of more than 60 yards rushing per game, almost 30 yards passing a game, more than 90 yards of total offense and almost seven more points a game.

The offensive line had a productive year, with Leddie Brown rushing for 1,010 yards and nine touchdowns and Jarret Doege throwing for more than 2,500 yards and 14 touchdowns.

As Penn State's receivers coach and passing game coordinator in 2019, the Nittany Lions' offense averaged 35.8 points per game, ranking 15th nationally. Additionally, Penn State ranked 21st in red zone offense (90.4) and averaged 13.3 yards per completion, ranking No. 33 nationally.

Parker spent two years on the football staff at Duke (2017-18). During the 2018 season, his wide receivers accounted for 2,252 receiving yards of the Blue Devils' 3,199 total offensive yards (70.4%).

He served his first year as the football operations assistant working with the offense in 2017. The Blue Devils offense had three All-ACC selections and, for the first time in program history, had three players with 500 or more rushing yards and a quarterback throw for more than 2,500 yards. Parker spent the spring as the running backs coach at Cincinnati before heading to Duke.

Prior to that, Parker spent four seasons at Purdue, where he coached the tight ends (2013-14) and wide receivers (2015-16). He was the recruiting coordinator and served as the interim head coach for the final six weeks of the 2016 season.

Parker spent two years as the wide receivers coach at Marshall (2011-12). The Thundering Herd led the nation in passing offense, averaging 365.1 yards per game. Receiver Tommy Shuler led the country and set the school record for receptions (110), ranking 18th nationally in yards per game (94.8).

Parker spent three seasons at UT-Martin as the running backs coach (2008), wide receivers coach (2009-10) and the passing game coordinator and recruiting coordinator (2010). He started his coaching career at Raceland High School in Raceland, Kentucky, and spent the 2007 season as a graduate assistant coach at Kentucky.

### PERSONAL

**Birthday:** January 4, 1981  
**Age:** 44  
**Hometown:** Louisa, Kentucky  
**Education:** Kentucky, '03 (BS - Business Management)  
Kentucky, '05 (MS - Education)  
**Wife:** Kandi  
**Children:** Kolbi, Gwyneth, Rosalyn, Oliver

### YEAR-BY-YEAR

2025	Troy (Head Coach)	4-2
2024	Troy (Head Coach)	4-8
2023	Notre Dame (Offensive Coordinator / TE)	10-3
2022	Notre Dame (Tight Ends)	9-4
2021	West Virginia (Offensive Coordinator / WR)	6-7
2020	West Virginia (Offensive Coordinator / WR)	6-4
2019	Penn State (Wide Receivers)	11-2
2018	Duke (Wide Receivers)	8-5
2017	Duke (Offensive Analyst)	7-6
2016	Purdue (Interim HC / Wide Receivers)	3-9*
2015	Purdue (Wide Receivers)	2-10
2014	Purdue (Tight Ends)	3-9
2013	Purdue (Tight Ends)	1-11
2012	Marshall (Wide Receivers)	5-7
2011	Marshall (Wide Receivers)	7-6
2010	UT-Martin (Wide Receivers)	6-5
2009	UT-Martin (Wide Receivers)	5-6
2008	UT-Martin (Running Backs)	8-4
2007	Kentucky (Graduate Assistant)	8-5
2006	Raceland-Worthington HS (WR/DB)	11-2
2005	Raceland-Worthington HS (WR/DB)	7-4

\* 0-6 as Purdue's interim HC in 2016

### BOWL HISTORY

Year	Bowl	Opponent	Result
2023	Sun	Oregon State	W, 40-8
2022	Gator	South Carolina	W, 45-38
2021	Guaranteed Rate	Minnesota	L, 6-18
2020	Liberty	Army	W, 24-21
2019	Cotton	Memphis	W, 53-39
2018	Independence	Temple	W, 56-27
2017	Quick Lane	Northern Illinois	W, 35-14
2011	Beef O'Brady's	FIU	W, 20-10
2007	Music City	Florida State	W, 35-28



## PARKER BY THE NUMBERS (TROY)

Category.....	Record
Overall Record.....	8-10
Home.....	5-4
Away.....	3-6
Neutral.....	0-0
Day (Start Prior to 6 p.m.).....	4-5
Night (Start after 6 p.m.).....	4-5
vs. Coaches Ranked.....	0-1
vs. Coaches Top 10.....	0-1
vs. FBS.....	6-10
vs. FCS.....	2-0
vs. Teams from Alabama.....	1-1
vs. Sun Belt.....	5-5
vs. SWAC.....	1-0
vs. Big Ten.....	0-1
vs. Mid-American.....	1-0
vs. Mountain West.....	0-1
vs. American.....	0-2
vs. ACC.....	0-1
More Than Seven Days to Prepare.....	3-2
Less Than Seven Days to Prepare.....	0-1
Outrushing Opponent.....	6-2
Outrushed by Opponent.....	2-8
Rushing for 200 Yards.....	5-1
Rushing for 300 Yards.....	1-0
Opponent Less Than 100 Yards Rushing.....	4-1
Outpassing Opponent.....	5-4
Outpassed by Opponent.....	3-6
Passing for 300-399 Yards.....	0-1
Passing for 400-499 Yards.....	1-0
Passing for 500+ Yards.....	0-0
Allowing 1-199 Yards Passing.....	4-6
Allowing 200-299 Yards Passing.....	4-2
Allowing 300+ Yards Passing.....	0-2
400-499 Total Offense.....	5-1
500-599 Total Offense.....	2-0
600+ Total Offense.....	0-0
More Total Offense than Opponent.....	7-1
Same Total Offense as Opponent.....	0-0
Less Total Offense than Opponent.....	1-9
Allowing 399 or Less Total Offense.....	7-5
Allowing 400-499 Total Offense.....	0-4
Allowing 500+ Total Offense.....	1-1
Committing Fewer Turnovers.....	3-2
Committing More Turnovers.....	3-6
Turnovers are even.....	2-2
Less than 30:00 of Time of Possession.....	3-4
More than 30:00 of Time of Possession.....	5-6
Scoring First.....	3-3
Opponent Scores First.....	5-7
Leading After the 1st Quarter.....	2-3
Trailing After the 1st Quarter.....	3-4
Tied After the 1st Quarter.....	3-3
Leading at Halftime.....	4-4
Trailing at Halftime.....	4-6
Tied at Halftime.....	0-0
Leading After the 3rd Quarter.....	4-0
Trailing After the 3rd Quarter.....	4-8
Tied After the 3rd Quarter.....	0-1
Scoring 0-10 Points.....	0-3
Scoring 11-20 Points.....	0-3
Scoring 21-30 Points.....	2-2
Scoring 31-40 Points.....	4-2
Scoring 41-plus Points.....	2-0
Opponent Scores 0-10 Points.....	0-0
Opponent Scores 11-20 Points.....	5-1
Opponent Scores 21-30 Points.....	2-4
Opponent Scores 31-40 Points.....	0-4
Opponent Scores 41-plus Points.....	1-1
Decided by 3 or fewer points.....	0-2
Decided by 4-7 points.....	3-1
Decided by 8-10 points.....	1-0
Decided by 11-19 points.....	2-3
Decided by 20-Plus points.....	2-4
Individual 100-yard Rusher.....	5-3
Opponent 100-yard Rusher.....	1-6
Individual 100-yard Receiver.....	2-3
Opponent 100-yard Receiver.....	2-3
Individual 300-yard Passer.....	0-1
Individual 400-yard Passer.....	1-0

## TEAM NOTES

## DEFENDING VETERANS MEMORIAL STADIUM

• Troy has defended its home turf as well as anybody in the state of Alabama and the Sun Belt Conference.

## Alabama FBS Schools Since 2007:

1. Alabama.....	118-9 (.929)
2. Auburn.....	96-38 (.716)
3. <b>Troy.....</b>	<b>72-32 (.692)</b>
4. UAB.....	56-35 (.615)
5. South Alabama.....	44-38 (.511)

## Sun Belt Since 2007:

1. James Madison.....	18-3 (.857)
2. Appalachian State.....	57-11 (.838)
3. Arkansas State.....	75-30 (.714)
4. Georgia Southern.....	46-19 (.708)
5. Marshall.....	80-33 (.708)
6. <b>Troy.....</b>	<b>72-32 (.692)</b>
7. Louisiana.....	70-36 (.660)
8. Coastal Carolina.....	32-18 (.640)
9. ULM.....	54-44 (.551)
10. Old Dominion.....	34-28 (.548)
11. Southern Miss.....	57-52 (.523)
12. South Alabama.....	44-38 (.511)
13. Texas State.....	37-44 (.457)
14. Georgia State.....	28-46 (.378)

\* Totals are from FBS seasons only

## TROY'S SUSTAINED SUN BELT SUCCESS

• Troy joined the Sun Belt in 2004.

## By Sun Belt Wins (Since 2004)

Records reflect games vacated by NCAA

1. <b>Troy.....</b>	<b>103-60</b>
2. Louisiana.....	90-60
3. Arkansas State.....	89-67
4. ULM.....	69-94
5. Appalachian State.....	67-23
6. Georgia Southern.....	50-41
7. South Alabama.....	42-63
8. Middle Tennessee %.....	39-29
9. Coastal Carolina.....	36-31
10. Georgia State.....	34-62
11. Texas State.....	29-69
12. Florida Atlantic %.....	26-34
13. North Texas %.....	23-44
15. James Madison.....	20-7
16. Western Kentucky %.....	17-22
17. Marshall.....	16-10
18. Idaho %.....	15-24
19. New Mexico State &.....	14-25
20. Old Dominion.....	12-14
21. Southern Miss.....	8-18
22. Utah State %.....	2-5

## By Sun Belt Winning Percentage (Since 2004)

Records reflect games vacated by NCAA

1. Appalachian State.....	.744
2. James Madison.....	.741
3. <b>Troy.....</b>	<b>.631</b>
4. Marshall.....	.615
5. Louisiana.....	.600
6. Middle Tennessee %.....	.573
7. Arkansas State.....	.571
8. Georgia Southern.....	.549
9. Coastal Carolina.....	.537
10. Old Dominion.....	.461
11. Western Kentucky %.....	.436
12. Florida Atlantic %.....	.433
13. ULM.....	.423
14. South Alabama.....	.400
15. Idaho %.....	.385
16. FIU %.....	.383

17. New Mexico State %.....	.359
18. Georgia State.....	.354
19. North Texas %.....	.343
20. Southern Miss.....	.308
21. Texas State.....	.296
22. Utah State %.....	.286

## By Sun Belt Wins (Overall 2001-present)

Records reflect games vacated by NCAA

1. <b>Troy (2004-pr.).....</b>	<b>103-60</b>
2. Louisiana (2001-pr.).....	100-71
3. Arkansas State (2001-pr.).....	99-79
4. ULM (2001-pr.).....	74-108
5. Appalachian State (2014-pr.).....	67-23
6. Middle Tennessee % (2001-12).....	50-37
Georgia Southern (2014-pr.).....	50-41
8. South Alabama (2012-pr.).....	42-63
9. North Texas % (2001-12).....	41-45
10. Coastal Carolina (2017-pr.).....	36-31
11. Georgia State (2013-pr.).....	34-62
12. Texas State (2013-pr.).....	29-69
13. Florida Atlantic % (2005-12).....	26-34
14. New Mexico State % (2001-04, 14-17).....	25-33
15. FIU % (2005-12).....	23-37
16. Western Kentucky % (2009-13).....	21-23
17. Idaho % (2001-04, 14-17).....	20-38
James Madison (2022-pr.).....	20-7
19. Marshall (2022-pr.).....	16-10
20. Old Dominion (2022-pr.).....	12-14
21. Southern Miss (2022-pr.).....	8-17
22. Utah State % (2003-04).....	5-9

## By Winning Percentage (Overall)

Records reflect games vacated by NCAA

1. Appalachian State.....	.744
2. James Madison.....	.741
3. <b>Troy.....</b>	<b>.631</b>
4. Marshall.....	.615
5. Louisiana.....	.585
6. Middle Tennessee %.....	.575
7. Arkansas State.....	.556
8. Georgia Southern.....	.549
9. Coastal Carolina.....	.537
10. North Texas %.....	.477
Western Kentucky %.....	.477
12. Old Dominion.....	.461
13. Florida Atlantic %.....	.433
14. New Mexico State %.....	.431
15. ULM.....	.407
16. South Alabama.....	.400
17. FIU %.....	.383
18. Utah State %.....	.357
19. Georgia State.....	.354
20. Idaho %.....	.345
21. Southern Miss.....	.308
22. Texas State.....	.296

% Former Members

## ON THE ROAD IN THE BELT

• Since the 2006 season the Trojans have been among the best in the league on the road in Sun Belt Conference games.

1. James Madison.....	9-4 (.692)
2. Louisiana.....	50-25 (.667)
3. Appalachian State.....	29-16 (.644)
4. <b>Troy.....</b>	<b>46-29 (.613)</b>
5. Arkansas State.....	34-37 (.479)
6. Georgia Southern.....	20-23 (.465)
7. Marshall.....	6-7 (.462)
8. Coastal Carolina.....	13-16 (.448)
9. Old Dominion.....	5-8 (.385)
10. Georgia State.....	17-29 (.370)
11. ULM.....	25-51 (.329)
12. Southern Miss.....	4-9 (.308)
13. South Alabama.....	14-37 (.275)
14. Texas State.....	11-35 (.239)

NCAA RANKINGS (134 TEAMS RANKED)			
<b>Offense.....TROY.....ULM</b>			
Rushing.....	93.....	48	
Passing.....	91.....	126	
Total.....	101.....	113	
Scoring.....	78.....	124	
Sacks Allowed.....	131.....	11	
Third Down Pct.....	62.....	121	
Fourth Down Pct.....	15.....	121	
<b>Defense.....TROY.....ULM</b>			
Rush.....	117.....	71	
Pass Efficiency.....	109.....	95	
Total.....	72.....	99	
Scoring.....	81.....	109	
Sacks.....	34.....	46	
Tackles for Loss.....	43.....	65	
Third Down Pct.....	108.....	95	
Fourth Down Pct.....	28.....	97	
<b>Returns.....TROY.....ULM</b>			
Punt.....	74.....	38	
Kickoff.....	125.....	133	
Punt Coverage.....	51.....	111	
Kickoff Coverage.....	57.....	2	
<b>Miscellaneous.....TROY.....ULM</b>			
Net Punting.....	1.....	134	
Turnover Margin.....	110.....	78	
Turnovers Gained.....	115.....	85	
Time of Possession.....	73.....	95	
<b>Rushing.....Rank.....Stat</b>			
TROY.....Tae Meadows.....	56.....	72.0	
ULM.....Braylon McReynolds.....	53.....	72.7	
<b>Passing Efficiency.....Rank.....Stat</b>			
TROY.....Tucker Kilcrease.....	62.....	140.0	
ULM.....			
<b>Passing Yards.....Rank.....Stat</b>			
TROY.....Tucker Kilcrease.....	99.....	166.2	
ULM.....			
<b>Total Offense.....Rank.....Stat</b>			
TROY.....Tucker Kilcrease.....	100.....	192.2	
ULM.....			
<b>Receptions.....Rank.....Stat</b>			
TROY.....			
ULM.....			
<b>Receiving Yards.....Rank.....Stat</b>			
TROY.....			
ULM.....			
<b>Punting.....Rank.....Stat</b>			
TROY.....Evan Crenshaw.....	2.....	48.9	
ULM.....Makenzie Ryan.....	74.....	37.3	
<b>Punt Returns.....Rank.....Stat</b>			
TROY.....Peyton Higgins.....	37.....	8.3	
ULM.....			
<b>Kickoff Returns.....Rank.....Stat</b>			
TROY.....			
ULM.....			
<b>Scoring.....Rank.....Stat</b>			
TROY.....			
ULM.....			
<b>Sacks.....Rank.....Stat</b>			
TROY.....Donnie Smith.....	76.....	0.50	
ULM.....Dylan Howell.....	40.....	0.67	
<b>Tackles.....Rank.....Stat</b>			
TROY.....Devin Lafayette.....	11.....	9.8	
ULM.....			
<b>Tackles for Loss.....Rank.....Stat</b>			
TROY.....			
ULM.....			
<b>Total Interceptions.....Rank.....Stat</b>			
TROY.....			
ULM.....			

### THE SERIES

- Troy leads the all-time series with ULM by a 12-9-1 margin. Troy's win at Malone Stadium in 2023 was just its second in the last seven trips to Monroe, where Troy is 4-6-1 all-time.
- Troy has won four of the last six meetings after ULM when on a run of winning four straight and five of six.
- ULM head coach Bryant Vincent has a lot of history with the Troy area as he was an assistant coach at Charles Henderson High School (Troy's public high school) from 1999-02, and Troy's Executive Associate AD for Communications Adam Prendergast was ULM's football SID from 2007-12.

### UNIFORM COMBOS

#### 2025 COMBOS

	HELMET	JERSEY	PANTS
Nicholls	Black	Cardinal	Cardinal
Clemson	Cardinal	White	Cardinal
Memphis	White	Cardinal	White
Buffalo	Cardinal	White	White
South Alabama	White	Black	White
Texas State	Black	White	Black

**Record When (Since 2022):**  
**Helmet** - Cardinal (10-5), Black (9-5), Silver (9-1), White (4-3)  
**Jersey** - Cardinal (11-4), White (11-9), Black (5-2), Smoke (1-0), Cardinal (A) (3-0)  
**Pants** - Black (9-2), White (13-7), Cardinal (8-6), Smoke (1-0)

### ROSTER STABILITY

- Troy's roster stability from Gerad Parker's first season to his season is night and day.
- Troy's 2024 spring practice saw its No. 3s take just 95 snaps due to depth issues; that number rose to 327 snaps for the No. 3s in Spring 2025.

#### Fewest Players in Final Year of Eligibility

- Troy led the country with just 12 players in their final year of eligibility last season.
- Troy has 27 players in their final year of eligibility this season.

#### Fewest Players in Final Year of Eligibility Who Began Career at Current School

- Troy led the country with players in their final year of eligibility last season who began their career at Troy with zero.

- Six of Troy's 27 players in their final year of eligibility this season began their careers at Troy.

### Most Scholarship Newcomers

- Troy ranked third in the country last year with 46 scholarship newcomers.
- Troy has 36 scholarship newcomers this season.

### Most Transfers

- Troy ranked eighth nationally last season with 31 transfers.
- Troy has 23 transfers this season.

### Fewest Returning Players

- Troy ranked ninth nationally in 2024 with 60 returning players.
- Troy has 67 returning players in 2025.

### Fewest Scholarship Returning Players

- Troy's 38 returning scholarship players in 2024 were the third-fewest in the country.
- Troy has 54 returning scholarship players for the 2025 season.

### Most Newcomers

- Troy ranked sixth nationally in 2024 with 61 newcomers.
- Troy has 40 newcomers in 2025.

## TROY BY THE NUMBERS (2022-25)

Category	Record
Overall Record	30-15
Home	17-5
Away	12-9
Neutral	1-1
Day (Start Prior to 6 p.m.)	18-9
Night (Start after 6 p.m.)	12-6
vs. Coaches Ranked	1-3
vs. Coaches Top 10	0-1
vs. FBS	26-15
vs. FCS	4-0
vs. Teams from Alabama	4-1
vs. Sun Belt	20-7
vs. Mid-American	1-0
vs. Mountain West	0-1
vs. C-USA	3-0
vs. SEC	0-1
vs. Big 12	0-1
vs. ACC	0-2
vs. American	1-2
vs. Big Ten	0-1
More Than Seven Days to Prepare	8-4
Less Than Seven Days to Prepare	2-1
Outrushing Opponent	21-2
Outrushed by Opponent	9-13
Rushing for 200 Yards	10-1
Rushing for 300 Yards	3-0
Opponent Less Than 100 Yards Rushing	14-1
Outpassing Opponent	20-8
Outpassed by Opponent	10-7
Passing for 300-399 Yards	5-3
Passing for 400-499 Yards	2-0
Passing for 500+ Yards	0-0
Allowing 1-199 Yards Passing	15-9
Allowing 200-299 Yards Passing	13-4
Allowing 300+ Yards Passing	2-2
400-499 Total Offense	15-1
500-599 Total Offense	6-0
600+ Total Offense	0-0
More Total Offense than Opponent	24-2
Same Total Offense as Opponent	0-1
Less Total Offense than Opponent	6-12
Allowing 399 or Less Total Offense	26-8
Allowing 400-499 Total Offense	3-6
Allowing 500+ Total Offense	1-1
Committing Fewer Turnovers	13-5
Committing More Turnovers	10-8
Turnovers are even	7-2
Less than 30:00 of Time of Possession	13-7
More than 30:00 of Time of Possession	17-7
Scoring First	16-3
Opponent Scores First	14-12
Leading After the 1st Quarter	14-3
Trailing After the 1st Quarter	8-9
Tied After the 1st Quarter	8-2
Leading at Halftime	19-5
Trailing at Halftime	11-10
Tied at Halftime	0-0
Leading After the 3rd Quarter	20-0
Trailing After the 3rd Quarter	8-13
Tied After the 3rd Quarter	2-1
Scoring 0-10 Points	2-5
Scoring 11-20 Points	4-5
Scoring 21-30 Points	7-3
Scoring 31-40 Points	11-2
Scoring 41-plus Points	6-0
Opponent Scores 0-10 Points	8-0
Opponent Scores 11-20 Points	13-3
Opponent Scores 21-30 Points	8-5
Opponent Scores 31-40 Points	0-5
Opponent Scores 41-plus Points	1-2
Decided by 3 or fewer points	3-3
Decided by 4-7 points	8-3
Decided by 8-10 points	2-0
Decided by 11-19 points	9-4
Decided by 20-Plus points	8-5
Individual 100-yard Rusher	15-3
Opponent 100-yard Rusher	6-7
Individual 100-yard Receiver	12-3
Opponent 100-yard Receiver	6-3
Individual 300-yard Passer	5-3
Individual 400-yard Passer	1-0

## COMBINED WINS LAST NINE SEASONS

• Troy has won a combined 77 games since 2016, which ranks 20th nationally and fifth most among the G5.

Rk	Team	2025	Total
1.	Alabama	5	115
2.	Georgia	5	110
3.	Ohio State	6	109
4.	Clemson	3	108
5.	Notre Dame	4	95
6.	Oklahoma	5	94
8.	Michigan	4	91
7.	Penn State	3	90
9.	Boise State	4	89
10.	LSU	5	87
11.	Oregon	5	86
	Memphis	6	86
	App State	4	86
14.	Washington	5	83
15.	Iowa	4	81
16.	Texas	4	79
	Army	3	79
18.	UCF	3	78
	BYU	4	78
20.	Troy	4	77
	Utah	5	77
22.	Oklahoma State	1	76
	Wisconsin	2	76
	Louisiana	2	76

## TROY IN SEASON OPENERS / HOME OPENERS

• The Trojans are 13-12 in season openers since moving to the FBS in 2001.

• Troy is 56-43-6 all-time in season openers and 21-12 as a NCAA Division I (FCS & FBS) member (1993-present).

## PLAYS PER GAME

• A look at Troy's plays per game over the last six years.

Season	National Rank	Plays
2019	15th	73.58
2020	44th	71.27
2021	100th	65.42
2022	106th	64.07
2023	55th	67.36
2024	94th	64.58
2025	58th	68.00

• Troy's 82 plays at Buffalo were its most since also running 82 plays in a 27-24 victory at Western Kentucky in 2023.

• Troy ran a season-high 78 plays at Louisiana, one week after a then season-high 73 plays at Georgia Southern. The Trojans topped the 70-play in five straight games to end the 2024 season; the Trojans had run 58 or fewer plays in four of the previous six games.

• Troy ran just 47 offensive plays in its game at Iowa; it was the Trojans' fewest offensive plays since also running 47 plays at Georgia Southern on Nov. 14, 2015. The Trojans ran 46 plays in the 2015 season opener at NC State.

## PLAYS PER GAME

Plays	No.	Record
40-49	0	0-0
50-59	1	0-1
60-69	3	2-1
70-79	1	1-0
80-plus	1	1-0

## HOW THE TEAM WAS BUILT

## 2020 Signing Class (1)

Luis Medina

## 2021 Signing Class (5)

Peyton Higgins, Julian Peterson, Scott Taylor Renfroe, Jordan Stringer, Jarris Williams

## 2022 Signing Class (4)

Kyler Gibson, Luke Hodge, Tucker Kilcrease, Fabian Rogosch

## 2023 Signing Class (11)

Tyler Bell, Keyshawn Campbell, Steven Cattledge, Ethan Conner, Billy Gilmore, Jordan Lovett, Elijah Prather, Jackson Thomas, TJ Thompson, Colton Walls, Jackson Worley

## 2024 Signing Class (22)

Caleb Ash, Chad Barham, Jywon Boyd, Rondell Carter, Keion Dunlap, Casey Fua'au, Trashun Griffin, Matt Henry, Zerian Hudson, Joe Lott, Jabril McNeill, Daivon Nelson, Ky McNulty, Roman Mothershed, Marlin Odom, Jermaine Paramore, Jabari Strait, Trae Swartz, Kam Weaver, Shermar Welch, Paddy McAteer, Dylan Mann

## 2025 Signing Class (20)

JT Tang, Donnie Smith, DJ Jackson Jr., Dariyonne Bryant, Tra'jon Townsend, Jordan Ferrell, Jah-Marren Jackson, Gavin Bowlin, Sharvon Pierre, Jatorian Blackmon, Paul Bowling, RJ Shamberger, Makel Green, Antonious Steele, Jon Bocchino, JT Alvis, AC Walters, Dakarai Shanks, Jack James, Sharvon Pierre

## Four-Year Transfers (25)

Evan Crenshaw (Coastal Carolina), Goose Crowder (West Virginia), Mojo Dortch (Cal), Trent Henry (Grambling State), Devin Lafayette (Northern Illinois), Jordan Perry (Kansas State), Eli Russ (Oklahoma State), Jah-Mal Williams (Cincinnati), Trey Cooley (Georgia Tech), Garner Langlo (App State), Taleeq Robbins (Houston), David Daniel-Sisavanh (Georgia), Elijah Davis (South Carolina), Tray Taylor (Coastal Carolina), RaRa Thomas (Georgia), Kaleno Levine (Missouri State), Marquis Harris (Grambling State), Ui Ale (Houston), Jaquez White (Wingate), Malik Ellis (Mississippi State), Patrick Screws Jr. (Georgia Tech), Vysen Lang (Tennessee), Dennis Palmer (Bethune-Cookman), Kristian Tate (Delaware State), Amare Garrett (Toledo)

## Walk-Ons Now Scholarship (5)

Justin Powe, Evan Crenshaw, Tea Meadows, Tyler Cappi, DJ Epps

## Walk-Ons (13)

Jaden Tynes, Kinnick Manley, Jalen Peterson, Austin Lewis, DeWhitt Betterton, KC Bradford, LaMar Croskey, Noah Mercer, JaQuarius Thomas, Ricky Timbers, OJ Vaughan, AZ Williams, Gavyn Baker

## TROJANS IN OVERTIME

Nov. 16, 2002	vs. Utah State	L, 16-19
Oct. 29, 2005	Louisiana	L, 28-31
Dec. 21, 2008	vs Southern Miss	L, 27-30
Jan. 5, 2010	vs Central Michigan	L, 41-44 (2OT)
Oct. 25, 2011	at FIU	L, 20-23
Aug. 31, 2013	vs. UAB	W, 34-31
Oct. 31, 2015	at Appalachian State	L, 41-44 (3OT)
Oct. 4, 2025	vs. South Alabama	W, 31-24
Oct. 11, 2025	at Texas State	W, 48-41
<b>OVERALL</b>		<b>3-6</b>

## IN-SEASON BIRTHDAYS

Davion Nelson .....	Aug. 26 (22)
Shumond Johnson .....	Aug. 27 (19)
Jon Bocchino .....	Aug. 27 (19)
Jabril McNeill .....	Aug. 28 (22)
Jordan Stringer .....	Aug. 31 (22)
<b>DJ Jackson Jr.</b> .....	<b>Sept. 6 (21)</b>
Chad Barham .....	Sept. 7 (20)
JT Alvis .....	Sept. 9 (19)
Eli Russ .....	Sept. 11 (24)
Sharvon Pierre .....	Sept. 12 (20)
Omar Vaughan Jr. ....	Sept. 16 (21)
Tyler Cappi .....	Sept. 21 (22)
Devin Lafayette .....	Sept. 25 (24)
Gavin Bowlin .....	Sept. 25 (19)
Jaquez White .....	Sept. 26 (20)
Dennis Palmer .....	Sept. 26 (20)
Kyler Gibson .....	Sept. 29 (22)
Trent Henry .....	Sept. 29 (22)
Zerian Hudson .....	Sept. 30 (22)
Donnie Smith .....	Sept. 30 (21)
Garner Langlo .....	Oct. 2 (23)
<b>Paddy McAteer</b> .....	<b>Oct. 4 (22)</b>
LaMar Croskey .....	Oct. 9 (22)
DJ Epps .....	Oct. 14 (21)
Antionious Steele .....	Oct. 14 (19)
Colton Walls .....	Oct. 19 (21)
Jermaine Paramore .....	Oct. 27 (20)
Jywon Boyd .....	Oct. 28 (21)
JT Tang .....	Oct. 28 (23)
Jordan Perry .....	Oct. 29 (22)
Ui Ale .....	Oct. 31 (22)
Paul Bowling .....	Nov. 2 (19)
* Gary Banks .....	Nov. 4 (44)
Keyshawn Campbell .....	Nov. 5 (22)
David Daniel-Sisavanh .....	Nov. 5 (23)
Trae Swartz .....	Nov. 7 (23)
Vysen Lang .....	Nov. 8 (21)
Mojo Dortsch .....	Nov. 10 (22)
Julian Peterson .....	Nov. 11 (23)
Dariyonne Bryant .....	Nov. 18 (22)
Tray Taylor .....	Nov. 24 (22)
Caleb Ash .....	Nov. 25 (20)
<b>Patrick Screws</b> .....	<b>Nov. 29 (21)</b>
Luke Hodge .....	Dec. 3 (22)
Luis Medina .....	Dec. 6 (24)
Goose Crowder .....	Dec. 7 (24)
Kristian Tate .....	Dec. 10 (21)
Jack James .....	Dec. 12 (20)
Tyler Bell .....	Dec. 14 (21)
Marquis Harris .....	Dec. 19 (22)
Rondell Carter .....	Dec. 19 (20)
Dakarai Shanks .....	Dec. 23 (19)
Kam Curry .....	Dec. 28 (22)
Billy Gilmore .....	Dec. 29 (21)

\* Denotes Coaching Staff Member  
**Bold signifies game day**

## TROJANS VS. RANKED FOES

• The Trojans have faced a nationally-ranked opponent 34 times since moving to the FBS in 2001. Troy is 3-31 all-time against nationally ranked (FBS) opponents.

Year	Opponent	Rank	Result
2001	Nebraska	4	L, 14-42
2001	Miami	1	L, 7-38
2001	Maryland	15	L, 14-47
2002	Nebraska	9	L, 16-31
2002	Iowa State	21	L, 12-42
2003	Kansas State	7	L, 5-41
2003	Nebraska	12	L, 0-30
2004	* Missouri	17	W, 24-14
2004	LSU	17	L, 20-24
2006	Florida State	9	L, 17-24
2006	Nebraska	23	L, 0-56
2007	Arkansas	20	L, 26-46
2007	Florida	3	L, 31-59
2007	Georgia	10	L, 34-44
2008	Ohio State	13	L, 10-28
2008	LSU	19	L, 31-40
2009	Florida	1	L, 6-56
2009	Central Michigan	25	L, 41-44
2010	South Carolina	17	L, 24-69
2011	Arkansas	13	L, 28-38
2014	Georgia	13	L, 0-66
2015	Wisconsin	23	L, 3-28
2016	Clemson	2	L, 24-30
2017	LSU	22	W, 24-21
2018	* Boise State	22	L, 20-56
2019	* App State	22	L, 13-48
2020	BYU	18	L, 7-48
2020	* Coastal Carolina	11	L, 38-42
2021	Coastal Carolina	24	L, 28-35
2021	* Louisiana	24	L, 21-35
2022	Ole Miss	21	L, 10-28
2022	! UTSA	22	W, 18-12
2023	Kansas State	15	L, 13-42
2025	Clemson	8	L, 16-27

\* Home Game  
 ! Bowl Game

## POINTS ON THE BOARD

• Troy has been shutout just six times since moving to FBS in 2001 with three of those coming during the 2003 season.

• Troy has only been shutout once (North Texas, 2003) by a non-Power Five school -- the Trojans have played 229 straight games against non-Power Four schools without being shutout.

• Troy was shutout by Georgia, 66-0, on Sept. 20, 2014, which snapped a streak of 99 straight games without being shutout (Nebraska, 56-0, on Sept. 23, 2006).

• Troy's current overall streak stands at 139 games.

## TROJANS WITH DEGREES

• Entering the season, 11 current players have already received their undergraduate degree from Troy.

• The following players have already earned their undergraduate degrees - Steven Cattledge, Ethan Conner, Trey Cooley, Peyton Higgins, Devin Lafayette, Kaleno Levine, Luis Medina, Scott Taylor Renfroe, Eli Russ, Jordan Stringer, Jarris Williams.

• Additionally, the following players are on track to graduate this December - Elijah Davis, Taleeq Robbins, RaRa Thomas, Goose Crowder, Zerian Hudson, David Daniel-Sisavanh, Garner Langlo, Julian Peterson, Jah-Mal Williams, Daivon Nelson, Trae Swartz and Tucker Kilcrease.

## TROJANS IN FRONT OF BIG CROWDS

• Seventeen of the top 20 attended games in Veterans Memorial Stadium history have come since 2012.

• Troy led the Sun Belt in attendance in 2018 for the first time in program history with an average 24,527 fans per game.

• Troy has set the single-season attendance record four times since 2012.

• Troy averaged 26,130 fans per game during the 2023 season, a new single-season record.

### Largest Veterans Memorial Stadium Crowds

Crowd	Opponent	Date	Result
1. 31,010	Army	11/12/22	W, 10-9
2. 29,612	Boise State	9/1/18	L, 20-56
3. 29,278	Alabama State	9/9/17	W, 34-7
4. 29,024	Florida A&M	9/21/24	W, 34-12
5. 29,013	Mississippi State	9/15/12	L, 24-30
6. 28,212	South Alabama	11/2/23	W, 28-10
7. 28,179	Stephen F. Austin	9/2/23	W, 48-30
8. 28,035	South Alabama	10/4/25	W, 31-24
9. 27,514	Marshall	9/24/22	W, 16-7
10. 27,421	Nevada	8/31/24	L, 26-28
11. 27,324	Akron	9/23/17	W, 22-17
12. 27,108	Southern Miss	9/14/19	L, 42-47
13. 26,957	Arkansas State	10/7/23	W, 37-3
14. 26,634	James Madison	9/16/23	L, 14-16
15. 26,621	Louisiana	11/18/23	W, 31-24
16. 26,574	Missouri	9/9/04	W, 24-13
17. 26,437	Arkansas State	9/28/19	L, 43-50
18. 26,265	Alabama State	9/2/06	W, 38-0
19. 26,211	South Alabama	11/6/21	W, 31-24
20. 26,189	Alabama A&M	9/10/22	W, 38-17

### Largest Crowds for a Troy Game

Crowd	Opponent	Date	Result
1. 102,989	at Ohio State	9/20/08	L, 10-28
2. 99,879	at LSU	9/30/17	W, 24-21
3. 92,746	at Georgia	11/3/07	L, 34-44
92,746	at Georgia	9/20/14	L, 0-66
5. 92,103	at LSU	11/15/08	L, 31-40
6. 90,349	at Florida	9/12/09	L, 6-56
7. 90,244	at Florida	9/8/07	L, 31-59
8. 89,493	at LSU	10/23/04	L, 20-24
9. 89,360	at Nebraska	9/15/18	W, 24-19
10. 84,799	at Nebraska	9/23/06	L, 0-56

## SUN BELT CHAMPS

• Troy's eight Sun Belt championships are the most in conference history; the Red Wolves joined the Sun Belt three seasons before Troy.

### Sun Belt Conference Titles by School

1.	<b>Troy (2006, 07, 08, 09, 10, 17, 22, 23)</b>	<b>8</b>
2.	Arkansas State	6
3.	Appalachian State	4
	North Texas	4
	Louisiana	4
	Middle Tennessee	4
7.	Marshall	1
	ULM	1
	Georgia Southern	1
	Florida Atlantic	1
	FIU	1
	Coastal Carolina	1



## BY THE NUMBERS

Overall Record.....	4-2
Sun Belt.....	2-0
Non-Conference.....	1-2
Home.....	2-1
Road.....	2-1
Neutral.....	0-0
Scoring first.....	1-1
Opponent scoring first.....	3-1
Leading after first.....	0-1
Trailing after first.....	2-1
Tied after first.....	2-0
Leading at halftime.....	1-1
Trailing at halftime.....	3-1
Tied at halftime.....	0-0
Leading after third.....	1-0
Trailing after third.....	3-1
Tied after third.....	0-0
Overtime games.....	2-0
Against Top 25.....	0-1
Against Top 15.....	0-1
Against Top 10.....	0-1
On Natural Grass.....	0-1
On Field Turf.....	4-1
Scoring 0-10 points.....	0-1
Scoring 11-20 points.....	0-1
Scoring 21-30 points.....	1-0
Scoring 31-40 points.....	2-0
Scoring 41-50 points.....	1-0
Scoring 51+ points.....	0-0
Allowing 0-10 points.....	0-0
Allowing 11-20 points.....	2-0
Allowing 21-30 points.....	1-2
Allowing 31-40 points.....	0-0
Allowing 41-50 points.....	1-0
Allowing 51+ points.....	0-0
Rushing for 99 or fewer yards.....	1-2
Rushing for 100-199 yards.....	1-0
Rushing 200-299 yards.....	2-0
Rushing for 300+ yards.....	0-0
Allowing 0-99 rushing yards.....	1-0
Allowing 100-199 rushing yards.....	1-1
Allowing 200-299 rushing yards.....	1-1
Allowing 300+ rushing yards.....	1-0
Passing for 0-99 yards.....	0-1
Passing for 100-199 yards.....	1-0
Passing for 200-299 yards.....	2-1
Passing for 300-399 yards.....	0-0
Passing for 400+ yards.....	1-0
Allowing 0-99 passing yards.....	0-0
Allowing 100-199 passing yards.....	3-1
Allowing 200-299 passing yards.....	1-1
Allowing 300-399 passing yards.....	0-0
Allowing 400+ passing yards.....	0-0
Total offense 0-299 yards.....	0-1
Total offense 300-399 yards.....	1-1
Total offense 400-499 yards.....	3-0
Total offense 500+ yards.....	0-0
Allowing 0-299 yards total offense.....	2-0
Allowing 300-399 yards total offense.....	1-1
Allowing 400-499 yards total offense.....	0-1
Allowing 500+ yards total offense.....	1-0
Having 100-yard rusher.....	2-0
Opp. having 100-yard rusher.....	1-2
No turnovers.....	2-0
One turnover.....	0-1
Two turnovers.....	2-0
Three+ turnovers.....	0-1
No takeaways.....	3-0
One takeaway.....	1-1
Two takeaways.....	0-1
Three+ takeaways.....	0-0
More than 30:00 of possession.....	2-1
Less than 30:00 of possession.....	2-1

## BOWL ELIGIBLE

• Troy has reached bowl eligibility 12 times in program history.

• Troy has played in a bowl game in 10-of-12 seasons it has qualified for postseason play at the FBS level. Troy was bowl eligible in 2007 (8-4) and 2013 (6-6) but did not receive a bowl invitation.

• Troy had won five straight bowl games - 2010, 2016, 2017, 2018, 2022 - until its loss to Duke in the 2023 Birmingham Bowl.

• Troy's match up with Duke in the 2023 Birmingham Bowl marked the first time in Sun Belt history that a league school had played a team from a Power 4 conference in a bowl game.

## GIANT KILLERS

• Troy has five victories over Power 4 conference opponents, including back-to-back seasons at LSU (2017) and Nebraska (2018).

• In the five victories, Troy forced a combined 19 turnovers -- Mississippi State (4), Missouri (3), Oklahoma State (5), LSU (4) and Nebraska (3).

• In four of the five victories, Troy had a big special teams play -- Missouri (Blocked Punt), Oklahoma State (Blocked PAT, Punt Return TD), LSU (Whistle Field Goal at End of First Half) and Nebraska (Punt Return TD).

## TROY IN THE POLLS

• When Troy made an appearance in the AP Top 25 on Nov. 13, 2016, it marked the first time in Troy's history that it appeared in either major poll. Troy also became the first Sun Belt team to ever appear in the national rankings.

• Troy's final positioning in the AP and Coaches Poll in 2017 were both program highs. The Trojans finished with 14 points, good for No. 31, in the AP Poll, and 40 points, good for No. 27, in the Coaches Poll.

• Troy's preseason votes in the 2018 AP Poll were the first in school history in the initial poll of the season, while the preseason coaches votes are the most in school history.

## 2022

• It took 15 weeks and a 10-game winning streak, but Troy finally made its return to the Top 25 in 2022 and did so in historic fashion.

• Troy's No. 24 ranking in the final College Football Playoff was the Trojans' first appearance in the poll.

• Troy's No. 24 ranking the Coaches Poll is also its first-ever appearance in that poll, while Troy's No. 23 ranking in the AP Top 25 is Troy's highest ranking in school history.

• Thanks to Troy's victory over No. 22 UTSA in the Cure Bowl, the Trojans finished the season No. 19 in the AP Top 25 and No. 20 in the USA Today/Coaches Poll. Both rankings were program highs and marked the first time Troy was ranked at the end of a season.

## THE SKINNY ON THE COIN TOSS

• Troy is 17-27 on the coin toss since 2022, including a 3-11 mark in 2023 and 5-7 mark last season.

## 2025 Coin Toss

Opponent	W/L	Troy	Result
Nicholls	W	Receive	Punt
Clemson	L	Receive	TD
Memphis	W	Defer	TD
Buffalo	W	Defer	Punt
South Alabama	W	Defer	Punt
Texas State	L	Kick	TD
ULM			
Louisiana			
Arkansas State			
Old Dominion			
Georgia State			
Southern Miss			

## BATTLE FOR THE BELT

• "The Battle for the Belt" was created by both school's SGAs prior to the 2015 season.

• Troy leads the all-time series 10-4 and the Trojans lead the series 8-3 since the introduction of The Belt.

• Troy's 37-13 win in 2019 marked the first time that the home team had won the game since the The Belt was introduced. In fact, it was the first time that The Belt didn't change hands after the game.

• When the Sun Belt split into divisions for the 2018-21 seasons, Troy (East) and South Alabama (West) were split apart; however, a league-wide agreement allowed the game to continue each year as a permanent cross-divisional opponent.

• Troy won six straight meetings against its rival from 2018 to 2024 with the victories coming by a combined 173-70 margin.

• The Trojans limited the Jags to just 288.5 yards and 11.7 points per game during the six-game winning streak.

• Troy and South Alabama have played three games at Hancock Whitney Stadium; Troy has held South Alabama without a touchdown in 11-of-12 quarters played in the stadium.

## TROY vs. P4s

• Troy's trip to Clemson in week two was the program's 15th all-time against the current ACC lineup and first regular season match up since a 30-24 loss at Clemson in 2016. Troy played Duke in the 2023 Birmingham Bowl; the first by a Sun Belt program against a P4 opponent in a bowl game.

• With no SEC team on the schedule in 2025, it marks just the eighth time in 25 seasons since Troy moved to the FBS ranks that the schedule doesn't feature an SEC opponent.

• Troy is 13-57 all-time against the current members of Power 4 conferences ... the only conference that Troy has not played a current or former member from is the Pac 2.

• Troy's last P4 win came in 2018 at Nebraska.

• The 2020 season marked the first for Troy since 2000 that the Trojans did NOT play a team from a Power 4 conference. The Trojans were scheduled for a home game against NC State and road game at Tennessee before the ACC & SEC altered their schedule models.

TROY’S PRO PIPELINE

- Troy is home to the first underclassman to be drafted from the league when Jonathan Massaquoi was selected in the fifth round of the 2012 Draft.
- Massaquoi was the 33rd Trojan to be selected in the NFL Draft and the ninth in Troy’s short history in the Sun Belt Conference.
- The Trojans have twice had players taken in the first round of the draft, with Leodis McKelvin (BUF, 11th overall) going in 2008 and DeMarcus Ware (DAL, 11th overall) going in 2005.

Former Trojans in the NFL

Player	Team
Jake Andrews	Houston Texans
Dell Pettus	New England Patriots
Javon Solomon	Buffalo Bills
Reddy Steward	Dallas Cowboys
Kimani Vidal	Los Angeles Chargers (PS)
Marcus Jones *	New England Patriots
Caleb Ransaw *	Jacksonville Jaguars
Tez Johnson *	Tampa Bay Buccaneers

Former Trojans in the CFL

Player	Team
Don Callis	Montreal Alouettes
Jarrett Doege	Toronto Argonauts
Antonio Garcia	Winnipeg Blue Bombers
Buddha Jones	Montreal

\* Began Career at Troy

- Troy players in Super Bowls has been a common sight recently. Since 2003, seven former Trojans have made 10 appearances in a Super Bowl. All told, 11 former Trojans have made 13 total appearance in the Super Bowl.
- Virgil Seay (Washington) 1983 (XVII) & 1984 (XVIII); Jack Peavey (Denver) 1988 (XXII); Kerry Jenkins (Tampa Bay) 2003 (XXXVII); Osi Umenyiora (NY Giants) 2008 (XLII) & 2012 (XLVI); Steve McLendon (Pittsburgh) 2011 (XLV) & (Tampa Bay) 2021 (LVI); Lawrence Tynes (NY Giants) 2012 (XLVI); Jerrel Jernigan (NY Giants) 2012 (XLVI); DeMarcus Ware (Denver Broncos) 2016 (50); Mario Addison (Carolina Panthers) 2016 (50).

TROY’S 50-POINT GAMES (DIVISION I ERA)

- Troy has topped the 50-point plateau 14 times at the FBS level.

Troy 50-Point Games (Division I)

Opponent	Year	Score
Southern Miss	2024	52-20
Southern	2021	55-3
Texas State	2019	63-27
Florida A&M	2018	59-7
North Texas	2017	50-30
Texas State	2017	62-9
UMass	2016	52-31
New Mexico State	2016	52-6
Austin Peay	2016	57-17
ULM	2015	51-14
at New Mexico State	2015	52-7
Savannah State	2013	66-3
North Texas	2009	50-26
Alcorn State	2008	65-0

105TH SEASON OF TROY FOOTBALL

- The 2020 season was special for the Trojans as it marked the 100th season of Troy Football.
- Troy celebrated 100 years of football in 2008 but because of World War I and World War II and an unknown reason in 1929, Troy didn't play games for 12 seasons during that time.
- Troy did not allow a point in its inaugural season (1909) and shutout its opponents in nine of its first 14 games over a four-season stretch.

Troy Football by the Numbers

Seasons	106
Wins	584
National Championships	3
Conference Championships	23
Head Coaches	24
Postseason Appearances	33
NCAA DII Seasons	21
NCAA DII Playoff Appearances	3
NCAA FCS Seasons	10
NCAA FCS Playoff Appearances	7
NCAA FBS Seasons	23
FBS Bowl Appearances	10
Super Bowl Champions	8

TROY’S NEW CRIB

- Troy officially moved into its new North End Zone Facility on Aug. 15, 2018, the first day of classes on campus.
- Troy began construction on a North End Zone Football Facility following the completion of the 2016 football season.
- The \$24 million facility provides the Troy football program with over 70,000 square feet of space for student-athletes, staff and fans. Additionally, a 35-by-90-foot video board and 400 new club seats were included in the project. The facility is located 30 feet off the backline in the north end zone of Veterans Memorial Stadium and will be three floors.

Student-Athletes:

The North End Zone Football Facility features a new 5,000-square foot locker room, strength and conditioning center, athletic training facility, nutritional "fueling station", mud room with cool down plunge pool and team lounge.

Football Staff:

The North End Zone Football Facility features offices for the football staff and meeting rooms with state-of-the-art video technology.

Fans:

The North End Zone Football Facility will feature 400 new club seats that will provide an excellent vantage point of the game as well as access to exclusive concessions and parking areas. Additionally, fans will enjoy the new 35-by-90-foot video board.

TROJAN HOUSE

Taking a page out of the Troy men's basketball playbook, the Troy coaching staff frequently visits the local Troy Waffle House as a staff.

The most recent encounter came on Wednesday, Aug. 13, the first day classes on Troy's campus ... the first morning the staff didn't have players in meetings following camp.

START CHARTS

Offense	2025	Current Streak	Career
Eli Russ, OL	6	11	28
Peyton Higgins, WR	6	18	18
Elijah Prather, OL	6	18	18
Matt Henry, OL	6	12	12
Roman Mothershed, WR	6	6	9
Ethan Conner, TE	6	6	9
Goose Crowder, QB	3	-	7
Zerian Hudson, OL	-	-	6
Paul Bowling, OL	6	6	6
Tae Meadows, RB	5	5	5
Tucker Kilcrease, QB	3	3	5
Mojo Dortch, WR	4	-	4
Garner Langlo, OL	3	-	3
Caleb Ash, OL	3	3	3
DJ Epps, WR	2	2	2
Tyler Cappi, OL	-	-	2
Jordan Lovett, RB	1	-	1

Defense	2025	Current Streak	Career
Jordan Stringer, LB	6	24	24
Luis Medina, DT	6	10	22
Justin Powe, S	5	2	17
Devin Lafayette, SPR	6	6	16
Jah-Mal Williams, BAN	6	6	8
Julian Peterson, DT	-	-	7
Elijah Davis, DE	6	6	6
David Daniel-Sisavanh, S	6	6	6
Taleeq Robbins, DT	6	6	6
Kaleno Levine, CB	6	6	6
Steven Cattleddge, LB	5	1	6
Jaquez White, CB	5	-	5
Kam Curry, NT	-	-	5
Jamel Fils-Aime, NT	-	-	3
Trent Henry, CB	-	-	2
Jabril McNeill, DE	-	-	2
Jordan Perry, SPR	-	-	2
Rondell Carter, S	1	-	1
Luke Hodge, LB	1	-	1
Jabari Strait, CB	1	1	1

Specialist	2024	Current Streak	Career
Scott Taylor Renfro, K	6	32	32
Colton Walls, LS	6	18	18
Paddy McAteer, KOS	6	17	17
Evan Crenshaw, P	6	6	6

Longest Active Streak:

Scott Taylor Renfro, K	32
Jordan Stringer, LB	24
Colton Walls, LS	18
Peyton Higgins, WR	18
Elijah Prather, OL	18
Paddy McAteer, KOS	17

Most Career Starts:

Scott Taylor Renfro, K	32
Eli Russ, OL	28
Jordan Stringer, LB	24
Luis Medina, DT	22
Colton Walls, LS	18
Peyton Higgins, WR	18
Elijah Prather, OL	18
Justin Powe, S	17
Paddy McAteer, KOS	17
Devin Lafayette, SPR	16

SERIES INFORMATION



Overall: Troy leads 12-9-1  
At Troy: 7-3  
At Monroe: 4-6-1  
Neutral Sites: 1-0  
Current Streak: L1  
Gerad Parker vs. ULM: 0-1  
Bryant Vincent vs. Troy: 1-0  
First Meeting: L, 10-14 (1970)  
Last Meeting: L, 9-13 (2024)

SERIES RESULTS

Year	W/L	Site	Score
1970	L	A	10-14
1971	W	N	21-7
1973	T	A	15-15
1974	W	H	30-19
1995	W	A	20-10
2001	W	A	44-12
2003	W	H	28-24
2005	L	A	3-27
2006	W	H	24-19
2007	W	H	24-7
2008	L	A	30-31
2009	W	H	42-21
2010	L	A	14-28
2011	L	H	10-38
2013	L	H	37-49
2014	L	A	20-22
2015	W	H	51-14
2018	W	A	35-27
2021	L	A	16-29
2022	W	H	34-16
2023	W	A	45-14
2024	L	H	9-13

TROY VS. SUN BELT CONFERENCE

Opponent	GP	W	L	T
Appalachian State	12	4	8	-
Arkansas State	21	9	12	-
Coastal Carolina	7	4	3	-
Georgia Southern	22	15	7	-
Georgia State	10	6	4	-
James Madison	3	1	2	-
Louisiana	25	11	14	-
Marshall	6	3	3	-
Old Dominion	0	0	0	-
South Alabama	14	10	4	-
Southern Miss	14	6	8	-
Texas State	16	14	2	-
ULM	22	12	9	1
Total	172	96	75	1

PARKER VS. SUN BELT CONFERENCE

Opponent	GP	W	L
Appalachian State	1	-	1
Arkansas State	-	-	-
Coastal Carolina	1	-	-
Georgia Southern	1	1	0
Georgia State	-	-	-
James Madison	-	-	-
Louisiana	1	0	1
Marshall	-	-	-
Old Dominion	-	-	-
South Alabama	2	1	1
Southern Miss	1	1	0
Texas State	2	1	1
ULM	1	0	1
Total	10	5	5

TOP SPEED TROJANS

- Thanks to the state-of-the-art technology through Catapult, Troy's strength and conditioning staff, led by Darl Bauer, is able to track many different aspects about Troy's players including their top speed.
- Troy has three players over the 23 MPH mark this offseason, last year's leader was Mojo Dortch at 22.83 MPH.
- Troy enters the 2025 season with nine players at 22 MPH or greater compared to seven players a season ago.
- Five of Troy's top six fastest players are all at the receiver position.

Troy Top Speeds

	2025
1. Tray Taylor, WR	23.61
2. Mojo Dortch, WR	23.26
3. Jaquez White, CB	23.38
4. Jackson Thomas, WR	22.59
5. DJ Epps, WR	22.51
6. RaRa Thomas, WR	22.47
7. Jordan Lovett, RB	22.33
8. Trey Cooley, RB	22.30
9. Roman Mothershed, WR	22.00
10. Trent Henry, CB	21.82
11. Joe Lott, S	21.72
12. Jordan Stringer, LB	21.62
13. David Daniel-Sisavanh, S	21.61
14. Peyton Higgins, WR	21.56
15. Justin Powe, S	21.53
16. TJ Thompson, LB	21.40
17. Jah-Mal Williams, BAN	21.32
18. Jordan Perry, SPR	21.32
19. Jywon Boyd, WR	21.31
20. Rondell Carter, S	21.29
21. Jarris Williams, RB	21.19
22. Shemar Welch, CB	21.17
23. Trae Swartz, TE	21.10
24. Luke Hodge, LB	21.02
25. Kaleno Levine, CB	20.90
26. Devin Lafayette, WR	20.83
27. Goose Crowder, QB	20.58
28. Ethan Conner, TE	20.47

FUTURE SCHEDULES

2026

Sam Houston  
Alabama State  
at Mississippi State  
at Missouri

2027

Mississippi State  
Southeastern Louisiana  
Buffalo  
at Miami (Fla.)

2028

West Georgia  
at UAB  
at Clemson

2029

UAB  
Austin Peay  
at Sam Houston

2031

at Nevada

2032

UAB

2033

at UAB  
Middle Tennessee

2034

Army  
at Middle Tennessee

2035

BYU

2039

at Army

TROJAN TRENDS

Notable Trends Since 2015

More than 400 Yards of Offense.....	53-8
Rushing for 150+ Yards.....	44-4
Rushing for 200+ Yards.....	25-0
Scoring 21-Plus Points.....	72-17
Scoring 28-Plus Points.....	60-10
Scoring 35-Plus Points.....	39-5
Scoring 40-Plus Points.....	25-3
Scoring 50-Plus Points.....	11-0
Scored First.....	52-15
Win the First Half.....	65-8
Win the 1st Quarter.....	53-8
Allowed Less than 100 Rushing Yards.....	40-3
Allowed Less than 150 Rushing Yards.....	59-16
Allowed Less than 35 Points.....	79-24
Allowed Less than 17 Points.....	36-1
Allowed Less than 14 Points.....	27-1
Allowed Less than 10 Points.....	18-0
Allowed Less than 300 Total Yards.....	35-4
Outrushing Opponent.....	63-8
Turnover Margin of +1 or Greater.....	49-8
Turnover Margin of +2 or Greater.....	27-1
Turnover Margin of +3 or Greater.....	15-0
Turnover Margin of +4 or Greater.....	9-0
Allowed 35+ Points.....	0-26
Allowed 40+ Points.....	0-17
Scored Less than 24 Points.....	10-38
Scored Less than 21 Points.....	7-33
Scored Less than 17 Points.....	5-27
Scored Less than 14 Points.....	3-21
Shutout in First Quarter.....	13-22
Trailing at Halftime.....	12-40

Notable Trends Since 2004 (Joined SBC)

200+ Rushing Yards.....	53-2
250+ Rushing Yards.....	28-0
30+ Points Scored.....	100-25
40+ Points Scored.....	51-5
50+ Points Scored.....	14-0
Less Than 24 Points Allowed.....	110-17
+1 Turnover Margin or Greater.....	80-23
+2 Turnover Margin or Greater.....	47-8
+3 Turnover Margin or Greater.....	25-1
Allow Less Than 100 Rushing Yards.....	66-6
One or More Special Teams TDs.....	16-7
Block a Kick.....	18-10
Red Zone Trip Advantage.....	104-26
Less Than 24 Points Scored.....	17-73
35+ Point Allowed.....	3-63
-3 Turnover Margin or Greater.....	2-27

## NATIONAL POLLS

### ASSOCIATED PRESS

Rk.	School	Rec.	Pts.
1	Ohio State (50)	6-0	1631
2	Miami (13)	5-0	1582
3	Indiana (3)	6-0	1531
4	Texas A&M	6-0	1433
5	Ole Miss	6-0	1331
6	Alabama	5-1	1315
7	Texas Tech	6-0	1266
8	Oregon	5-1	1175
9	Georgia	5-1	1148
10	LSU	5-1	1012
11	Tennessee	5-1	939
12	Georgia Tech	6-0	904
13	Notre Dame	4-2	793
14	Oklahoma	5-1	786
15	BYU	6-0	655
16	Missouri	5-1	649
17	Vanderbilt	5-1	547
18	Virginia	5-1	521
19	South Florida	5-1	398
20	USC	5-1	361
21	Texas	4-2	319
22	Memphis	6-0	285
23	Utah	5-1	261
24	Cincinnati	5-1	184
25	Nebraska	5-1	149

**Others Receiving Votes:** Illinois 113, Michigan 73, Washington 36, UNLV 30, Navy 11, Mississippi State 8, Tulane 2, San Diego State 2

### AFCA COACHES POLL

Rk.	School (1st)	Rec.	Pts.
1	Ohio State (63)	6-0	1646
2	Miami (2)	5-0	1566
3	Indiana (1)	6-0	1492
4	Texas A&M	6-0	1417
5	Ole Miss	6-0	1389
6	Alabama	5-1	1280
7	Georgia	5-1	1198
8	Texas Tech	6-0	1183
9	Oregon	5-1	1154
10	LSU	5-1	1062
11	Tennessee	5-1	962
12	Georgia Tech	6-0	951
13	Oklahoma	5-1	781
14	BYU	6-0	720
15	Notre Dame	4-2	661
16	Missouri	5-1	585
17	Texas	4-2	519
18	Vanderbilt	5-1	498
19	Virginia	5-1	415
20	Memphis	6-0	337
21	USC	5-1	310
22	Utah	5-1	298
23	South Florida	5-1	234
24	Cincinnati	5-1	169
25	Illinois	5-2	151

**Others Receiving Votes:** Michigan 119, Nebraska 90, Washington 85, UNLV 43, Navy 43, Louisville 18, Tulane 17, Arizona State 17, Duke 11, Iowa 9, Iowa State 7, Clemson 6, Houston 4, TCU 1, Pittsburgh 1, San Diego State 1

## COACH QUICK HITTERS

- Troy is one of just four schools in the Sun Belt to return its head coach (Gerad Parker), offensive coordinator (Sean Reagan), defensive coordinator (Dontae Wright) and strength coach (Darl Bauer) from last season.

- All of Troy's defensive coaches have served as a defensive coordinator at the collegiate level - Chris Boone (Samford / East Miss CC / Murray State / Northwestern State / Jacksonville State / UT Martin / East Central CC), Nathan Burton (Kennesaw State / Georgia Tech / West Alabama / Shorter), Justin Manning (Tufts), Brandon Cooper (Samford / Charlotte / Austin Peay).

- Tight ends and tackles coach Kevin Rehiner, served as the offensive coordinator at Old Dominion in 2022. He holds a bachelor's degree in engineering management from Stanford and was the first-ever graduate transfer to play at Penn State.

- Caleb Carbine transferred to Troy in 2011 after beginning his career at North Alabama. Carbine went from walk-on, to two-time starter and scholarship recipient for the Trojans.

- Gary Banks began his career as a professional baseball player before his playing career at Troy. Banks won a pair of Sun Belt titles and played in two bowl games during his playing career for the Trojans before going on to a career in the NFL.

- Sean Reagan has worked with three of Troy's last four head coaches; and his career coincides with the other.

- Graduate assistant and quarterbacks coach under Larry Blakeney.

- Quarterbacks coach and co-offensive coordinator under Neal Brown.

- Chip Lindsey was the QB coach in 2010 when Reagan left to be a graduate assistant at Texas Tech.

- QB coach for three seasons when Jon Sumrall was the assistant head coach and linebackers coach.

## YEAR TWO SUCCESS

- Troy head coaches have traditionally seen a jump in success from year one to year two of their tenures dating back to Troy's Division II National Championship days.

### Chan Gailey

1983 - 7-4

1984 - 12-1 (NCAA Division II National Champions)

### Rich Rhoades

1985 - 6-4

1986 - 10-2

### Robert Maddox

1988 - 4-6

1989 - 4-6

### Larry Blakeney

1991 - 5-6

1992 - 10-1

### Neal Brown

2015 - 4-8

2016 - 10-3

### Chip Lindsey

2019 - 5-7

2020 - 5-6

### Jon Sumrall

2022 - 12-2

2023 - 11-2

## TROY VS. FCS

- Troy is 21-1 all-time vs. the FCS since moving to the FBS ranks in 2001.

Year	Opponent	Score
2025	Nicholls	W, 38-20
2024	Florida A&M	W, 34-12
2023	Stephen F. Austin	W, 48-30
2022	Alabama A&M	W, 38-17
2021	Southern	W, 55-3
2020	Eastern Kentucky	W, 31-29
2019	Campbell	W, 43-14
2018	Florida A&M	W, 59-7
2017	Alabama State	W, 34-7
2016	Austin Peay	W, 57-17
2015	Charleston Southern	W, 44-16
2014	Abilene Christian	L, 35-38
2013	Savannah State	W, 66-3
2008	Alcorn State	W, 65-0
2006	Alabama State	W, 38-0
2005	Cal Poly	W, 27-10
2003	SE Louisiana	W, 28-0
2002	Southern Utah	W, 40-15
2001	Nicholls State	W, 26-0
2001	Cal State Northridge	W, 44-31
2001	Southern Utah	W, 20-17
2001	Jacksonville State	W, 21-3

## OFFENSE NOTES

### OFFENSE QUICK HITTERS

- Troy is 4-0 when reaching 20 first downs this season ... the Trojans have won seven of their last eight games when topping the 20-first down mark.

- Troy has won six of its last seven games when topping the 100-yard rushing mark, including all three games this season.

- Troy has at least one passing AND rushing touchdown in each of its last seven victories ... Both Troy losses this year and six of Troy's eight losses last year saw the Trojans get shutout on the TD front either through the air or on the ground.

- Troy's seven passing touchdowns in October are tied for the second most in the country and the Trojans' 187.12 passing rating for the month is the fourth best.

- Troy's 12 plays of 20-plus yards in the month of October are tied for the ninth most in the country, while the six plays of 30-plus yards is tied for 11th.

- Tucker Kilcrease's 10 passes of 20-plus yards in October are tied for the third most in the country, while his five passes of 30-plus yards are tied for the fourth most.

- Tucker Kilcrease leads the Sun Belt with just three turnover worthy plays and a 1.9 TWP percentage ... a TWP is a pass that has a high percentage chance to be intercepted or a poor job of taking care of the ball and fumbling.

- Among G5 QBs, he is second in BTT% over the last three weeks (Navy's Blake Horvath) and third in TDs (7) and yards per attempt (10.2).

- Tucker Kilcrease ranks second in the Sun Belt with an 8.2 BTT percentage; Big Time Throws - a pass with excellent ball location and timing, generally thrown further down the field and/or into a tighter window.



## MILESTONE GAMES

## 100+ Yard Rushing Games

Player	2025	Career
Tae Meadows	1	1
Tucker Kilcrease	1	1

## 100+ Yard Receiving Games

Player	2022	2023	2024	2025	Career
RaRa Thomas	1	-	1	-	1
DJ Epps	-	-	-	1	1

## 200+ Yard Passing Games

Player	2024	2025	Career
Goose Crowder	2	1	3
Tucker Kilcrease	1	2	3

## 300+ Yard Passing Games

Player	2024	2025	Career
Tucker Kilcrease	-	1	1

## 400+ Yard Passing Games

Player	2024	2025	Career
Tucker Kilcrease	-	1	1

## Three-Plus Touchdown Passing Games

Player	2024	2025	Career
Goose Crowder	1	1	2
Tucker Kilcrease	-	1	1

## Four-Plus Touchdown Passing Games

Player	2024	2025	Career
Goose Crowder	1	-	1
Tucker Kilcrease	-	1	1

## TAKEAWAYS

Opponent	Takeaway	Drive Result
Nicholls	Int (White)	TD
Clemson	Fumble (Hodge)	FG
Clemson	Int (Thompson)	TD (Return)
Memphis	Fumble (Smith)	TD (Return)

## TURNOVERS

Opponent	Turnover	Drive Result
Clemson	Int (Crowder)	Fumble
Clemson	Int (Crowder)	TD
Clemson	Int (Crowder)	FG
Memphis	Int (Kilcrease)	End of game
Buffalo	Fumble (Taylor)	Punt
Buffalo	Int (Thomas, R.)	FG
South Alabama	Int (Kilcrease)	Punt
South Alabama	Fumble (Kilcrease)	FG

• During Troy's current three-game winning streak, Kilcrease ranks first in the SBC with seven Big Time Throws, a 10.8 BTT% and no Turnover Worthy Plays.

• At Texas State, Tucker Kilcrease completed 30-of-39 passes for 415 yards and five touchdowns; it tied for the second most touchdown passes in a game in program history (Kaleb Barker, six vs. Texas State, 2019) and the seventh most passing yards in a game in program history.

• Tucker Kilcrease's five touchdown passes at Texas State were the most in program history by a player with 400-plus passing yards.

• Tucker Kilcrease was named to the Davey O'Brian Award Great 8 and one of the Allstate Sugar Bowl Manning Stars of the Week plus the Sun Belt Offensive Player of the Week for his performance at Texas State.

• Troy has increased its total offense output in each of the last three games -- 112 yards, 365 yards, 420 yards, 458 yards.

• RaRa Thomas has caught a touchdown pass in three straight games for the first time since 2021, when he was playing at Mississippi State.

• RaRa Thomas caught his first touchdown in a Troy uniform to pull the Trojans within 17-14 at Buffalo with 5:45 to play in the game. It was his first touchdown catch since Oct. 7, 2023, against Kentucky when he was a member of the Georgia Bulldogs.

• DJ Epps posted career highs in receptions (10), yards (148) and touchdown receptions (2) at Texas State ... it was the 10th most yards in a game in the program's FBS history. He also caught the game-tying two-point conversion at the end of the fourth quarter.

• Troy's 15-play, 75-yard drive in the second quarter at Texas State that used 7:34 off the clock was its longest scoring drive of the season ... the Trojans had a 16-play drive that used 8:41 at Clemson that resulted in a turnover on downs.

• Troy rushed for 43 yards at Texas State, its fewest in a victory since rushing for 22 yards at Texas State in 2023. It's just the fifth time since Troy moved to FBS that the Trojans won a game when rushing for 45 yards or fewer.

• The Trojans have scored 80 points this season in the fourth quarter and OT through six game ... Troy has outscored opponents 80-30 in the fourth quarter and OT this season.

• Troy finished the Texas State game with just one of its original five starting linemen (Matt Henry) after injuries to the other four.

• Tucker Kilcrease rushed for 102 yards on 19 carries against South Alabama becoming the first Troy quarterback to rush for more than 100 yards since Kaleb Barker rushed for 111 yards on five carries against Georgia State in 2018.

• Troy had a season-best seven plays of 20-plus yards against South Alabama; Troy's previous best was four against Nicholls in the opener. Troy added nine plays of 18-plus yards at Texas State.

• Tucker Kilcrease became just the second Troy quarterback since 1995 to pass for more than 200 yards and throw for more than 100 yards in a game when he rushed for 102 yards and passed for 203 yards against

South Alabama. He joined Deon Anthony (245 passing yards, 115 rushing yards), who did so against FIU on Oct. 20, 2012.

• Troy did not allow a sack against South Alabama after allowing seven in the victory at Buffalo; it marked the first time this season that the Trojans did not allow a sack.

• Troy's victory over South Alabama was its first when losing the rushing battle since a 35-17 victory over Southern Miss on Nov. 25, 2023. The 48-yard difference was the largest in a Troy victory since Texas State outrushed the Trojans by 139 yards on Oct. 28, 2023. Troy has won just three of its last 14 games when being outrushed.

• Entering 2025, Troy had just five offensive players who have started six or more games and only three with double-digit starting experience -- Eli Russ (22), Peyton Higgins (12), Elijah Prather (12).

• Troy has three of the top 25 ranked offensive linemen in the Sun Belt (min. 350 snaps) per Pro Football Focus -- Matt Henry (11), Elijah Prather (21) and Eli Russ (22). Henry is the 10th rated run blocker and Russ the 13th in the league, while Henry ranks eighth in the league in pass blocking.

• Troy had to replace one of the most dynamic rushing-receiving combos in program history with the loss of Devonte Ross (Penn State) and Damien Taylor (Ole Miss).

• The pair became just the third duo in program history to reach the 1,000-yard marks in rushing and receiving in a season -- first since 2012.

• Tae Meadows rushed for 186 yards and a touchdown on 23 carries in the opener ... it ranked as the 19th most in a game in program history and the third-most in a season opener in program history -- Kimani Vidal 248 yards (Stephen F. Austin, 2023), Shawn Southward (UAB, 2012).

• Troy topped the 200-yard rushing mark three times last season and already once this season, including three games with 250-plus yards (twice last year). Troy is 29-0 since joining the SBC (2004) when rushing for 250 yards or more.

• Goose Crowder opened his career with 117 consecutive attempts without an interception until a deflected ball ended the streak at Clemson.

• At Buffalo, Troy went into the break with just 117 yards of total offense; the Trojans racked up 248 yards in the second half, including 189 yards in their 17-point fourth quarter.

• Troy allowed seven sacks in the win at Buffalo, the most in a Trojan victory in the program's Division I era. It's the most sacks allowed by a FBS team in a victory this season; in fact, last season only three teams won when allowing seven or more sacks in a game.

• Paul Bowling became the first true freshman to start at center in a season opener at Troy since at least 1982 (records prior are incomplete) ... Deontae Crumitie started six games at right guard in 2015, becoming the first true freshman to start on the offensive line.

• Troy's 112 yards of total offense against Memphis were its fewest in the program's Division I history.

• Goose Crowder connected with Mojo Dortch for what would have been a 73-yard touchdown pass on Troy's

third offensive play of the game; it was called back as Troy did not have enough men on the line of scrimmage. Crowder was sacked on the next play and left the game with an injury from which he did not return.

- Goose Crowder has played just 20 quarters of football the past two seasons.

- Troy's 144 passing yards against Nicholls were its fewest in a win since the 2022 Cure Bowl win over UTSA, when the Trojans passed for 113 yards.

- Troy's 28-point fourth quarter against Nicholls was its highest scoring quarter since scoring 28 in the fourth quarter of the 2023 Sun Belt Championship Game victory over App State.

- Troy's game against ULM last season was the Trojans' first without a touchdown since Nov. 23, 2019, against Louisiana (53-3).

- Troy's 71 passing yards against ULM was its fewest since passing for 13 yards at Georgia Southern in 2014.

## QB NOTES

### LET LOOSE THE GOOSE

- Now in his third year in the program after transferring from West Virginia, Will "Goose" Crowder is Troy's starting QB for a second straight season after playing in just 11 quarters last season in four games due to injury.

- No Will, Only Goose!! Goose got the nickname from his brother, Michael, when they were younger in honor of their favorite movie, Top Gun.

- Visit [TroyTrojans.com/Goose](https://TroyTrojans.com/Goose) for more about his story.

- Completed 5-of-6 passes on Troy's game-ending drive against Nevada to set up the two-point conversion for the tie, including a 16-yard TD pass to Devonte Ross. The drive was nine plays and covered 75 yards in 1:56.

- Opened against Nevada completing just four of his first 10 attempts, he completed five of his next six and then completed 11 of his final 13, with one of those a drop.

- Suffered a game-ending injury on his 11-yard touchdown run at Memphis. Finished with 16 rushing yards on two carries before leaving the game in the second quarter. Became the first Troy quarterback since Brandon Silvers in 2017 to rush for positive yards in consecutive games; Crowder rushed for 29 yards on 10 carries against Nevada in the opener.

- Returned against Florida A&M to complete 18-of-25 passes for 295 yards and four touchdowns; also rushed five times for 19 yards.

- Marched Troy down the field on a 13-play drive to open the game and had the Trojans at midfield on the second drive against ULM before suffering what would be a season-ending injury.

- At Gardendale High School, played in the 2020 Alabama/Mississippi All-Star Game, completing 9-of-12 for 152 yards and two touchdowns ... Sports Illustrated All-American finalist.

## OFF THE BENCH

- Behind Goose Crowder on the bench are juniors Tucker Kilcrease and Ui Ale and true freshman Jack James.

- Kilcrease is in his fourth year with the program after earning all-state honors at Brantley High School. He started games against Texas State and South Alabama in 2024 after Goose Crowder was injured against ULM.

- Kilcrease came off the bench at Iowa and threw a 62-yard touchdown pass against the Hawkeyes.

- Ale, who's real first name is Uiolevanuseaulaoleolo (that's 21 letters), spent the last two seasons at Houston, where he competed in five games. He began his career at Golden West College and prepped at Carson High School. Ale's father, Arnold Ale, played linebacker at Notre Dame and UCLA and in the NFL for four seasons (New England, Seattle, Kansas City, Denver, San Diego), also played for the Scottish Claymores in NFL Europe.

- James enrolled at Troy in mid-March after completing wrestling season. Played for Troy Hall of Fame quarterback and current offensive analyst Corey Robinson (offensive coordinator). James was named the Kentucky Football Coaches Association Player of the Year after setting the Kentucky career records for touchdowns, yards, attempts and completions ... also won the Kentucky 215-pound wrestling title as a junior.

## RB NOTES

- For a second straight season, Troy is having to replace a 1,000-yard rusher.

- Heading into the 2024 season, it was Kimai Vidal who moved onto to the NFL after he finished his Troy career at the top the Troy record book in the following categories:

- Career rushing yards
- Career rushing attempts
- Career rushing yards per game
- Career 100-yard games
- Career 200-yard games
- Single-season rushing
- Single-season 100-yard games
- Single-season 200-yard games
- Single-game rushing yards
- Single-game rushing touchdowns

- Damien Taylor filled the majority of the void in 2024 as he rushed for 1,028 yards and seven touchdowns, while Gerald Green added 545 yards and three touchdowns. The pair combined for seven 100-yard games over the course of the season.

- Taylor transferred to Ole Miss following spring practice, while Green exhausted his eligibility.

- Troy has had a player top the 1,000-yard mark in three straight seasons -- Damien Taylor (1,010 - 2024), Kimani Vidal (1,661 - 2023), Kimani Vidal (1,132 - 2023).

- It is the first time in program history that Troy has had a 1,000-yard rusher in three straight seasons.

- Troy's three-year streak is the longest active streak in the Sun Belt (only team with a multi-year streak) ... it ranks as the sixth-longest in SBC history and fourth longest among current members.

- Jordan Lovett returns for his third season in the backfield but has yet to complete a full season due to injury. Played in the first two games in 2024 before an

injury cost him the next seven.

- Troy brought in veteran Trey Cooley from Georgia Tech out of the transfer portal. Rushed for 1,009 yards and six touchdowns over the course of his career with the Yellow Jackets and Louisville. Played in just two games at Georgia Tech last year due to injury.

- Unfortunately, Cooley suffered a season-ending injury on Tuesday, Aug. 26 at practice.

- Read more about Trey Cooley's story - [TroyTrojans.com/cooley](https://TroyTrojans.com/cooley).

- Tae Meadows took over the bulk of the carries in the opener after opening the season third on the depth chart. Originally a walk-on, Meadows earned a scholarship during the spring and a depth chart role during fall camp.

- Meadows entered the season with four career carries for 46 yards and a touchdown ... it easily should be two touchdowns, but Meadows elected to slide at the 5-yard line against Southern Miss, with Troy leading 52-20.

## WR / TE NOTES

### LOST PRODUCTION

- For a third straight season, Troy lost a chunk of its production at the receiver position.

- Heading into the 2023 season, the Trojans lost Tez Johnson and Rajae' Johnson, who combined for 92 catches, 1,576 yards and 11 touchdowns.

- Jabre Barber (75-999, 5 TD), Chris Lewis (32-735, 10 TD) and Deshon Stoudemire (43-569, 1 TD) stepped up in their place in 2023 after none played for Troy in 2024.

- Last season, it was Devonte Ross (76-1043, 11 TD) and Landon Parker (27-350) who filled the void. Ross transferred to Penn State and Parker signed with the Colts following the NFL Draft.

- Internal candidates to fill the roles include Peyton Higgins, who 48 career catches for 560 yards and a pair of touchdowns; Mojo Dortch, who caught two passes in limited action last year and Roman Mothershed, a 6-foot-4 sophomore, who runs 22 MPH.

- The Trojans hit the transfer portal for Georgia's RaRa Thomas and Coastal Carolina's Tray Taylor, who will both need to provide key receptions for the Trojans to be successful.

- Thomas entered 2025 with 85 career receptions for 1,261 yards and 13 touchdowns between his time at Mississippi State and Georgia, but has not played since 2023 ... his most productive season was in 2022, when he caught 44 passes for 626 yards and seven touchdowns.

- Taylor, just 5-foot-6, spent the 2024 season at Coastal Carolina where he caught 18 passes for 262 yards and a touchdown. He was the 12th ranked JUCO prospect in the class of 2023 coming out of Tyler Junior College. Fastest player on Troy's roster -- clocked at 23.61 MPH.

C-LEW - FROM BREAKOUT TO HEARTBREAK

- Chris Lewis went from one of the breakout players in college football in 2023 to one of the heartbreaking stories of 2024.
- Finished the 2023 season ranked 16th in the country with 10 touchdown catches and led the country averaging 22.97 yards per catch ... Multiple SportsCenter Top 10 catches, including the No. 1 and No. 2 play of the night from his three-touchdown game against South Alabama.
- Learned about a mass in his left knee after Troy's victory over App State in the Sun Belt Championship Game and was diagnosed as an aggressive malignant bone tumor in his left femur before Troy's appearance in the Birmingham Bowl.
- Lewis missed the 2024 season as a result of his 10-week chemotherapy treatment at Children's of Alabama in Birmingham and surgery in the spring 2024 to remove the tumor.
- Lewis announced during this past winter that he would medically retire from football.
- He is still a visible member of the football team, assisting the coaching staff.

Non-QB Touchdown Passes (FBS)

Player	Year	Opponent	Yards
Tez Johnson	2022	Western Kentucky	7
Luke Whittemore	2018	Coastal Carolina	35
John Johnson	2017	Georgia Southern	40
John Johnson	2016	UMass	16
Khary Franklin	2013	Louisiana	6
Jaquon Robinson	2012	Western Kentucky	1
Jerrel Jernigan	2010	North Texas	19
Jason Bruce	2010	South Carolina	25
Jerrel Jernigan	2008	FIU	2
DuJuan Harris	2008	Louisiana	5
Gary Banks	2007	North Texas	22
Jason Samples	2004	Missouri	27
Jason Samples	2003	Marshall	36
Jason Samples	2001	ULM	31

TIGHT END PRODUCTION

- Troy might have one of the deepest tight end rooms in the country, which could easily go five deep.
- Don't be surprised to see Ethan Conner, Jackson Worley, Trae Swartz, Marquis Harris and Fabian Rogosch line up in a game at the position.
- Troy played with multiple tight ends in the game on 50.3 percent of its snaps in 2024 and 15 percent of its snaps with three or more tight ends on the field.
- Three different Troy tight ends caught a touchdown pass in the Trojans' game at Louisiana in 2024 -- Brody Dalton, Trae Swartz and Jackson Worley -- it's the first time in Troy's recorded history three tight ends caught a TD pass in a game.
- A Troy tight end caught a touchdown pass in four of the Trojans' final five games of the 2024 season (Coastal Carolina lone holdout). Ethan Conner opened the season with the fifth touchdown reception of his career.

OL NOTES

THE MOST INTERESTING MAN IN THE WORLD

- Eli Russ has quite the backstory ... his dad was a stunt double for Bill Paxton in Twister, was born on Sept. 11, 2001 and wants to be a blue whale, so he can explore the ocean.
  - Enters the 2025 season with 1,567 career snaps played ... has allowed just four sacks in 808 career passing blocking snaps
  - Missed games last season Memphis & Iowa due to an injury suffered against Nevada. Returned against Florida A&M and played 47 snaps; didn't allow a pressure or a hurry. Played just 31 snaps against Texas State after suffering a game-ending injury.
  - Finished the 2024 season with 554 snaps played (133 at center & 421 at left guard); played 863 snaps in 2023.
  - Allowed just one sack in 265 passing plays last season.
  - Ranked by 247Sports as the No. 5 player out of Oklahoma and the No. 28 player at his position coming out of high school.
  - Allowed just three sacks in 466 pass blocking situations in 2023; three hits and six hurries allowed.
  - Did not allow a hit on the quarterback in 11-of-13 games; had six games with a perfect 100 efficiency rating from PFF.
- FROM THE COOK ISLANDS TO TROY, ALA.
- Senior Matt Henry didn't open the 2024 season in Troy's starting lineup, but you couldn't keep him out of it by the end of the season.
  - Started Troy's final six games and did not allow a sack in 224 passing snaps; played 463 total snaps. Allowed just four hurries, four pressures and no hits on the quarterback.
  - Grew up in New Zealand and was raised by his mother, before moving to Australia with his father and eventually sent to the Cook Islands to live with his grandmother.
  - Read the full story at TroyTrojans.com/Henry.

BOLWING SET TO MAKE HISTORY

- Paul Bowling made Troy history in the season opener as he became the first true freshman in the program's recorded history to start a season opener at center.

In fact, he's only the second true freshman to ever start an opener on the OL (Deontae Crumitie, 2015).

- How rare is a true freshman starting at center? At the FBS level, only five true freshmen played more than 100 snaps last season and only three had more than 300 snaps.
- He's the only true freshman to start at center in the country so far this season. Only Bowling and Fresno's Brayden Walton (LT) have played more than 50 offensive line snaps as true freshmen.

LONG DRIVE NETS A TOUCHDOWN

Troy's 90-Yard Scoring Drives (FBS 2001-pr.)

Opponent	Year	Yards	Type
Coastal Carolina	2024	99	TD
Florida A&M	2024	98	TD
South Alabama	2023	96	TD
Arkansas State	2023	95	TD
Georgia State	2023	93	FG
Arkansas State	2022	94	TD
Western Kentucky	2022	93	TD
Eastern Kentucky	2020	91	TD
Georgia State	2019	98	TD
Akron	2019	91	TD
Southern Miss	2019	93	TD
Southern Miss	2019	97	TD
Georgia Southern	2018	92	TD
South Alabama	2018	98	TD
ULM	2018	96	TD
North Texas	2017	92	TD
Texas State	2017	90	TD
Akron	2017	97	TD
Alabama State	2017	95	TD
New Mexico State	2016	91	TD
New Mexico State	2015	97	TD
New Mexico State	2015	92	TD
ULM	2014	98	TD
Abilene Christian	2014	90	TD
Duke	2013	91	TD
Arkansas State	2012	91	FG
Tennessee	2012	93	TD
Florida Atlantic	2012	95	FG
Mississippi State	2012	91	TD
UAB	2011	96	TD
Arkansas State	2010	92	TD
Florida Atlantic	2009	90	TD
Western Kentucky	2009	90	TD
FIU	2008	90	TD
Middle Tennessee	2007	91	TD
Georgia	2007	91	TD
Louisiana	2006	94	TD
Missouri	2004	93	TD
Southern Utah	2002	98	TD
UAB	2002	92	TD
Jacksonville State	2001	91	TD

No PUNTS

- Troy has not punted in a game just twice in its DI history.
- The most recent was a 37-13 victory over South Alabama in 2019. Troy had three turnovers, a missed field goal and scored on seven drives.
- The first was a 34-13 win at Idaho in 2016. Troy had three turnovers, lost the ball on downs once and scored six times.

OL CAREER NUMBERS

Player	Snaps	Passing Snaps	Sacks Allowed
Russ	1,933	1,012	5
Prather	1,183	624	4
Henry	884	413	1
Langlo	634	368	1
Bowling	342	190	0
Hudson	392	241	0
Cappi	275	163	0
Ash	255	156	2
Townsend	31	24	0
Gibson	18	4	0

DEFENSE NOTES

TROY IS A TURNOVER MACHINE

• Troy is seventh nationally in forced turnovers since the start of the 2016 season.

1.	Clemson	224
2.	Alabama	216
3.	Memphis	213
4.	Iowa	209
	Notre Dame	209
6.	South Florida	206
7.	Troy	204

• Troy has forced a turnover in 97 of its last 125 games with multiple turnovers in 61 of those 125 games.

• Troy forced just nine turnovers all of last season, which was the fourth fewest in the country. The Trojans recovered three fumbles and intercepted six passes.

• Troy has forced four turnovers in the first six games of the 2025 season, the 117th most in the country.

• Troy's nine forced turnovers were the fewest in the program's FBS history ... the previous low was 11 in 2013. The three fumble recoveries was also the fewest in its FBS history, while the six interceptions was tied for the second fewest.

• Troy ranks ninth nationally in interceptions since the start of the 2016 season.

1.	Iowa	143
2.	Clemson	140
3.	Alabama	135
4.	Appalachian State	132
5.	Wisconsin	130
	San Diego State	130
7.	Oregon	129
8.	BYU	128
9.	Troy	123

• Since 2016, Troy has forced multiple turnovers in 57 games, the 14th most in the country. The Trojans have forced three or more turnovers in 33 games, the third most nationally, and four-plus turnovers in 16 games (first nationally).

SACK PARTY

• Troy tied a school FBS record with nine sacks against Coastal Carolina in 2018, against Georgia Southern in 2019 and Southern Miss in 2021.

• The Trojans are ninth nationally since 2017 in sacks.

1.	Clemson	361
2.	Pittsburgh	344
3.	Ohio State	330
4.	Penn State	329
5.	Alabama	319
6.	Miami (Fla.)	311
7.	Marshall	303
8.	SMU	295
9.	Troy	294

STOPS BEHIND THE LINE

• A breakdown of Troy's top sack games against Sun Belt foes and top tackles for loss games against all opponents.

Troy Sacks in Sun Belt Games		
Opponent	Year	Sacks
1. ULM	2023	9
	Georgia Southern	9
	Coastal Carolina	9
	North Texas	9
5. Marshall	2022	7
	FIU	7
7. Southern Miss	2023	6
	Georgia Southern	6
	Idaho	6
	South Alabama	6
	Middle Tennessee	6
	FIU	6
	FIU	6
	Idaho	6
	Florida Atlantic	6

Troy Tackles for Loss (All Games - Since 2001 [FBS])		
Opponent	Year	Sacks
1. ULM	2003	18
2. Southern Miss	2021	16
	Marshall	16
4. South Alabama	2024	15
	North Texas	15
	North Texas	15
7. Florida A&M	2018	14
	New Mexico State	14
	Middle Tennessee	14
	Florida Atlantic	14

KEEPING IT LESS THAN 400

• Troy has held its opponents to less than 400 yards per game in eight of the last 10 seasons entering 2025.

• Troy has held 33 of its last 41 opponents to fewer than 400 yards.

• Troy has held opponents to fewer than 400 yards 45 times since the start of the 2021 season, the 11th most in the country ... Troy is 32-13 in those games.

• Troy is 15th since the start of the 2022 season with 35 such games; the Trojans are 27-8 in those games.

Season	Yards Allowed
2025	369.3
2024	366.9
2023	308.3
2022	326.4
2021	337.9
2020	405.1
2019	434.2
2018	347.9
2017	340.1
2016	366.5
2015	391.2
2014	454.0
2013	483.2
2012	443.6
2011	465.0
2010	453.5
2009	424.5
2008	327.5
2007	378.2
2006	337.0

HOLDING THEM UNDER 250

• Troy has held an opponent under 250 yards of total offense 39 times since moving to FBS in 2001 ... The Trojans are 34-5 in those games

Opponents Less than 250 Yards Total Offense (FBS Era)			
Opponent	Year	Yards	Score
Nicholls	2025	249	W, 38-20
Georgia Southern	2024	246	W, 28-20
ULM	2024	247	L, 9-13
Arkansas State	2023	203	W, 37-3
Stephen F. Austin	2023	240	W, 48-30
ULM	2022	228	W, 34-16
Southern Miss	2022	205	W, 27-10
Marshall	2022	174	W, 16-7
Southern Miss	2021	156	W, 21-9
Southern	2021	189	W, 55-3
South Alabama	2020	230	W, 29-0
Middle Tennessee	2020	241	W, 47-14
Akron	2019	242	W, 35-7
Campbell	2019	143	W, 43-14
South Alabama	2017	224	L, 8-19
Alabama State	2017	165	W, 34-7
Savannah State	2014	147	W, 66-3
Middle Tennessee	2010	207	W, 42-13
Alcorn State	2008	120	W, 65-0
Western Kentucky	2008	216	W, 17-7
Louisiana	2008	247	W, 48-3
North Texas	2007	205	W, 45-7
Arkansas State	2007	237	W, 27-0
Middle Tennessee	2007	209	W, 45-7
Alabama State	2006	134	W, 38-0
North Texas	2006	230	W, 14-6
Middle Tennessee	2006	203	W, 21-20
FIU	2006	245	W, 26-13
Cal Poly	2005	139	W, 27-10
North Texas	2005	229	W, 13-10
Arkansas State	2005	244	L, 3-9
Marshall	2004	177	W, 17-15
Arkansas State	2004	238	L, 9-13
Florida Atlantic	2004	248	W, 24-6
SE Louisiana	2003	236	W, 28-0
UAB	2002	223	L, 26-27

DEFENSE QUICK HITTERS

• Troy had not held an opponent on third-and-1 all season entering the Texas State game (0-for-6) but did so twice against the Bobcats, including in overtime.

• Troy held Texas State to 3-for-7 on third and short ... 2-4 on third-and-1 and 1-for-3 and third-and-2/3.

• Troy forced Buffalo into a three-and-out on six of the Bulls' 12 possessions, including three straight during the Trojans' comeback in the fourth quarter ... Troy held Buffalo 57 yards over its final four drives of the game, with 46 of those yards coming on the final drive of the game.

• Troy added four three-and-outs in the victory over South Alabama (11 possessions) ... the Trojans have forced a three-and-out on 10 of the last 21 opponent possessions.

• Jaquez White ranks 15 nationally among cornerback per PFF (min. 300 snaps) with an 78.4 coverage grade.

• Texas State finished with 574 yards of total offense; it was the fourth most allowed in a Troy victory at the FBS level and most since allowing 606 yards in a 32-25 win at Arkansas State in 2017.



- Texas State rushed for 326 yards, the third most allowed by a Troy team in a victory ... Louisiana (345 yards in 2007) and Navy (328 yards in 2012).
- After allowing 286 yards and 28 points in the first quarter, Troy held Texas State to just 64 yards and three points in the second quarter.
- Troy became just the 40th team since 1995 and ninth since the start of the 2019 season to win (Texas State) when allowing 40 points, 300 rushing yards and 550 total yards ... the Trojans were just the 19th team to do so on the road.
- Troy is tied for 24th nationally allowing just 62 plays of 10-plus yards this season.
- Troy held four of its first five opponents to fewer than 200 yards passing for just the fourth time in the program's FBS history (2001). It was just third time since 2021 that Troy has done so (2007, 21, 24, 25).
- Troy held four of its first six opponents to fewer than 370 yards of offense for just the sixth time in the program's FBS history (2001). The 2004 and 2021 teams did so in all five games, the 2002, 2008 and 2023 squads joined this years team with four games.
- Troy allowed 265 rushing yards in the win over South Alabama, it was Troy's first win when allowing 250-plus rushing (non triple option offense) since 2007 -- Army (279 yards, 2022), Charleston Southern (263 yards, 2015), Navy (328 yards, 2012).
- South Alabama's 265 rushing yards were the most allowed by a Troy squad in a win (non triple option offense) since 345 yards by Louisiana on Sept. 22, 2007.
- Devin Lafayette finished the South Alabama game with a career-high 19 tackles. It was tied for the fourth most tackles by a Trojan since 1995 and the most by a Trojan not named Carlton Martial since Brynden Trawick's 20 tackles against Western Kentucky in 2011. Martial (the NCAA's all-time leading tackler) had three 19-plus-tackle games, with one each in 2020, 2021 and 2022.
- Devin Lafayette was named the SBC Defensive Player of the Week for his effort against South Alabama; the most by a Sun Belt player not named Martial or Jason Henderson (ODU) since 2019. His performance tied for the 16th most in conference history.
- Troy held South Alabama to 104 passing yards in the game -- the eighth fewest in South Alabama program history.
- Troy is now 7-31 since moving to the FBS ranks (2001) when allowing 250 or more rushing yards.
- Troy has held multiple opponents to fewer than 250 yards in six straight seasons ... one game into the season, the Trojans have already got one sub-250 game under their belt in 2025.
- Troy is one of just four teams in the country to hold multiple opponents to fewer than 250 yards in each of the last six seasons -- Troy, Alabama, Air Force, Georgia.
- Troy has held seven of its last 11 opponents to 318 yards or less total offense, including 3-of-6 this season.

- Since the start of the 2022 season, Troy has held 22 of its 46 opponents (19-3) to 19 points or fewer, the 16th most in the country.
- Troy is tied for 15th since the start of the 2022 season holding opponents to fewer than 300 yards of total offense with 19 such games (17-2).
- Since the start of the 2022 season, Troy has held 35 opponents to fewer than 400 yards (27-8), which is tied for the 15th most in the country.
- Troy has recorded multiple sacks in 30 games since the start of the 2022 season (23-7), the 24th most in the country. Troy has four or more sacks 15 times, the 13th most nationally, and five or more sacks 10 times, the fourth most in the country.
- Luke Hodge was named the Sun Belt Defensive Player of the Week after forcing a fumble and breaking a pass that turned into a pick six at Clemson.
- Justin Powe returned the Luke Hodge forced fumble 53 yards ... it was the longest fumble return by a Trojan since a 63-yard return by Chris Pickett against Middle Tennessee on Sept. 24, 2011.
- T.J. Thompson intercepted the deflection and returned it four yards for a touchdown; it was Troy's first interception for a touchdown since a 45-yard return by Reddy Steward in 2023. It was Troy's first defensive score since a 10-yard fumble return for a touchdown by Don Callis in the 2023 Sun Belt Championship Game against App State.
- Thompson's touchdown was Troy's first defensive score against a P4 opponent since a LaDarius Madden interception return at Arkansas in 2011.
- Troy scored in the second quarter against Memphis after Donnie Smith forced a fumble that was recovered by Taleeq Robbins and returned 15 yards. It marked Smith's first career forced fumble and Robbins' first fumble recovery.
- Troy scored defensive touchdowns in consecutive games for the first time since 2023 ... Chris Rodgers' scoop-and-score against Southern Miss in the regular season finale and Don Callis' scoop-and-score in the Sun Belt Championship game victory over App State.
- Troy held Clemson to 316 yards of total offense, the fewest by a non-Power 4 opponent since South Florida limited the Tigers to 296 yards in 2010 and the fewest at home by a non-P4 opponent since UCF held the Tigers to 292 yards in 2001. The Trojans limited the Tigers to 114 yards and 27 plays in the first half.
- Troy held Clemson to 196 passing yards, the fewest by a Clemson squad since Georgia held it to 142 yards in the 2024 season opener. It was the fewest allowed by a non-Power 4 team since Georgia State held the Tigers to 148 yards in 2014.
- Troy limited Clemson to 3.9 yards per carry (120 yards on 31 carries) ... it's the lowest output against a non-Power 4 team since UConn held Clemson to 3.0 yards per carry (129 yards on 43 carries) in 2021.
- Luis Medina ranks 38th among active players with 53 career games played.

- Troy recovered a fumble in just two games last season (Arkansas State - 2, Texas State - 1) ... the Trojans recovered a fumble in two of the first four games this season.
- ULM completed just six passes in last year's game; it was the fewest by a Troy opponent since Army's four completions on Nov. 11, 2022. It was the fewest completions in a Troy loss since Georgia Southern completed 4-of-7 passes in a 45-10 victory on Nov. 14, 2015.
- It marked just the ninth time in the Sun Belt since 2020 (non-triple option teams) and just the fourth time in a league game that a team was limited to six completions.
- Troy has played 12 quarters at Hancock Whitney Stadium and have yielded a touchdown to South Alabama in just one of those quarters in its own stadium.

## DL / BANDITS NOTES

### BANDIT USUALLY AMONG SUN BELT BEST

- Troy's bandit position has produced some of the best the Sun Belt has to offer.
  - Troy's bandit has been named to the All-Sun Belt First Team in six of the last 10 seasons and earned all-conference honors 10 times, including both bandits earning honors in 2020, 2021, 2022 and 2023.
  - Rashad Dillard was named the Sun Belt Defensive Player of the Year in 2016, and Javon Solomon led the country in sacks in 2023.
- ### D-LINE QUICK HITTERS
- Troy's defensive front will be one of the most experienced and deepest in the Group of Five and Sun Belt.
  - Troy's projected two deep across the front four are loaded with juniors and seniors led by Luis Medina, who enters the 2025 season with 47 career games under his belt, including 16 starts for the Trojans.

- Read more about Medina's story at [TroyTrojans.com/medina](https://TroyTrojans.com/medina).
- Troy went out and beefed up its line with the additions of Elijah Davis (South Carolina) and Taleeq Robbins (Houston/Ole Miss); both of who are expected to start the opener.
- Kam Curry, Julian Peterson and Jamel Fils-Aime combined to start 15 games last season and find themselves in back up roles entering the 2025 campaign.
- Fils-Aime is the brother of former Troy WBB player Tia Fils-Aime, who helped lead the Trojans to a pair of Sun Belt Tournament titles and NCAA Tournament appearances.

LB NOTES

LINEBACKER QUICK HITTERS

- The heart and soul of Troy's defense is weakside linebacker Jordan Stringer (J-Rock) ... he entered 2024 with the longest starting streak (18 games) of any offensive or defensive player on the roster.
- Stringer has led the Trojans in tackles each of the last two seasons.
- Steve Cattledge, who joined Troy as the nation's No. 10 overall junior college recruit (#2 LB) by On3.com coming out of EMCC in 2023, is projected as the other starter. As a sophomore, he led all of JUCO with 120 total tackles, including 21 tackles for loss and 10 sacks.
- The Trojans didn't hit the portal market for a linebacker with a stable of young backers to pull from with TJ Thompson, Luke Hodge and Keyshawn Campbell leading the way.

SECONDARY NOTES

LOT OF NEW FACES - PART TWO

- Same position ... same headline as 2024.
- Troy's secondary has been almost a complete rebuild for a second straight season with new starters at both cornerback positions and at one of the safety spots. Only Justin Powe returns among the tradition four backfield spots, with Devin Lafayette back at spear (hybrid linebacker/safety).
- Read more about Devin Lafayette's story at TroyTrojans.com/Lafayette.
- Troy had new starters at all five defensive back positions last season.
- Troy brought in a pair of transfers to lockdown the edge in Missouri State's Kaleno Levine and Washburn (DII) transfer Jaquez White.
- At safety, Georgia transfer David Daniel-Sisavanh (sis-VAUGHN-uh), who played in 34 career games for the Bulldogs, will start alongside Justin Powe.
- A pair of redshirt freshmen have also forced their way into the conversation at the position in Rondell Carter and Joe Lott.

NO THIRD DOWNS FOR YOU

- Troy has held five opponents without a third-down conversion since moving to the FBS ranks.
- |                  |      |          |
|------------------|------|----------|
| South Alabama    | 2023 | 0-for-10 |
| LSU              | 2017 | 0-for-9  |
| Arkansas State   | 2007 | 0-for-13 |
| North Texas      | 2006 | 0-for-13 |
| Florida Atlantic | 2002 | 0-for-12 |

SPECIAL TEAMS NOTES

SPECIAL TEAMS QUICK HITTERS

- Scott Taylor Renfroe connected on 19-of-24 field goals in 2023, the sixth-best percentage in a season in Troy history, and finished the 2024 season 11-for-13.
  - With four field goals this season, Scott Taylor Renfroe ranks 32nd among active kickers with a career 81.0 percent field goal percentage.
  - Scott Taylor Renfroe ranks 42nd among active players averaging 5.7 points per game in his career and 36th with 34 career field goals made.
  - In 2023, Renfroe finished one field goal shy of tying Sam Glusman for the single-season school record and was one point shy of Glusman's single-season record for points (108).
  - Renfroe tied a school record with his four made field goals at Army in 2023; Greg Whibbs also made four against Florida Atlantic in 2007.
  - Colton Walls, son of former Trojan Lee Walls, returns as Troy's long snapper for the second straight season. He was a two-year member of the Troy Baseball team.
  - The elder Walls is a member of Troy's Alabama State Trooper detail and was an offensive lineman and long snapper for the Trojans from 1998-02.
  - Evan Crenshaw takes over the punting duties for the Trojans after backing up Robert Cole last season. Crenshaw started two seasons at Coastal Carolina, and kicked against Troy in the 2022 Sun Belt Championship Game at The Vet.
- CRENSHAW BREAKOUT**
- Evan Crenshaw has played well enough to deserve his own breakout note section.
  - Troy ranks first in the country in net punting, 46.36 yards per punt.
  - Evan Crenshaw boomed his first punt of the season 57 yards, the second longest of his career. He had a 67-yard punt in 2023 against Georgia Southern while playing for Coastal Carolina.
  - At Buffalo, Crenshaw added at 62-yard punt to make that he new second-longest kick and then added a 58-yard boot against South Alabama.
  - Named the Ray Guy National Punter of the Week and Sun Belt Punter of the Week for his work against Buffalo.
    - Punted five times in Troy's come-from-behind victory, averaging 52.2 yards per punt.
    - Three of his five kicks traveled 50-plus yards, and three were downed inside the Bulls' 20-yard line. Crenshaw's shortest kick of the game was a 43-yard boot, which was downed at the 8-yard line
    - His biggest kick of the night set up Troy's game-winning touchdown. He booted 53-yard punt that went out of bounds at the 10-yard line.
  - Again named to the Ray Guy Award Ray's 8 for his work against South Alabama -- three punts, 47.7 average and three inside the 20-yard line.
  - Through six games, Crenshaw has 14 punts of 50-plus yards and 14 punts downed inside the 20-yard line; he

- has punted 28 times. Last season, Troy had just one punt that topped the 50-yard mark and 11 punts downed inside the 20-yard line.
- Evan Crenshaw averaged 54.0 yards per punt on his three attempts against Nicholls, it was fourth-best average by a Troy punter since at least 1995 with at least three attempts in a game.
  - Against Memphis, Crenshaw had a busy day.
    - Punted 11 times for 530 yards, which is the 23rd most punting yards by a player in a game since 1995 and the most in Troy program history.
    - Averaged 48.2 yards on his 11 punts, with five punts inside the 20-yard line and five punts of 50-plus yards.
    - His 48.2-yard per punt average is the 23rd-highest by a player with at least 10 punts since at least 1995.
  - Per Pro Football Focus, of players with at least 20 attempts, Evan Crenshaw ranks fourth, averaging 48.4 yards per punt (first three have six combined touchbacks) and first with 45.9 net punting yards. Tied for second with 17 punts inside the 20-yard line; his true average is 48.9 yards per punt.
  - Evan Crenshaw has just a 2.5 yard difference between his punting average and net punting average, the smallest among at least the top 30 punters nationally (per PFF).
- LONG WAY FROM HOME**
- Troy's kickoff specialist was a late arriver to camp last season (Aug. 21) but he had a pretty good excuse ... Paddy McAteer had to secure a Visa and a plane ticket from Ireland to arrive on campus.
  - McAteer first kicked an American football in April 2024. He took a five-day trip to Ohio in June with Ireland's top American kicking coach, Tadhg (Tag) Leader, and the rest is history.
  - Was attending St. Mary's University in Belfast, Ireland, focusing on religious studies and played for Mullaghbawn (mul-uh-bawn) CLG (Gaelic Football Club). Mullaghbawn is a town of approx. 200 people.
  - Gaelic Football is a cross between soccer and rugby, which is the national sport of Ireland.
  - Dad, Francie, was a three-time Ireland National Boxing Champion.
  - Last season, ranked as the No. 16 KOS in the country by PFF with an 87.9 grade (min. 60 kickoffs) ... 39 of his 61 kickoffs were touchbacks and he ranked 12th nationally, averaging 68.5 yards per kick.
  - Has touchbacks on 16-of-28 kickoffs this season.
  - Named the Sun Belt Special Teams Player of the Week after kicking a 53-yard field goal (tied for longest in program history) and executing an onside kick in Troy's comeback (down 28-7) win at Texas State.

## MOST POINTS SCORED

	Player	PAT	FG	TD	Tot
1.	Ted Clem (1984-87)	166	48	-	310
2.	Greg Whibbs (2003-07)	134	50	-	284
3.	Jordan Chunn (2013-17)	-	-	47	282
4.	Lawrence Tynes (1997-2000)	111	44	-	273
5.	Danny Grant (1966-69)	-	-	45	270
6.	Ollie Quass (1992-95)	158	31	-	251
7.	Tyler Sumpter (2017-19)	125	39	-	242
8.	Michael Taylor (2008-11)	122	36	-	230
9.	Shawn Southward (2009-12)	-	-	35	210
10.	Kimani Vidal (2020-23)	-	-	34	204
	Joe Jackson (1994-97)	-	-	34	204
	<b>Scott Taylor Renfroe (2022-pr.)</b>	<b>94</b>	<b>36</b>	<b>-</b>	<b>204</b>

## PAT MADE

	Player	ATT	MADE
1.	Ted Clem (1984-87)	170	166
2.	Ollie Quass (1992-95)	161	158
3.	Greg Whibbs (2003-07)	141	134
4.	Tyler Sumpter (2017-19)	125	125
5.	Michael Taylor (2009-11)	130	122
6.	Lawrence Tynes (1997-2000)	113	111
7.	<b>Scott Taylor Renfroe (2022-pr.)</b>	<b>105</b>	<b>102</b>

## PATs ATTEMPTED

	Player	MADE	ATT
1.	Ted Clem (1984-87)	166	170
2.	Ollie Quass (1992-95)	158	161
3.	Greg Whibbs (2003-07)	134	141
4.	Michael Taylor (2009-11)	122	130
5.	Tyler Sumpter (2017-19)	125	125
6.	Lawrence Tynes (1997-2000)	111	113
	<b>Scott Taylor Renfroe (2022-pr.)</b>	<b>102</b>	<b>105</b>

## PATs PERCENTAGE (min 20 attempts)

	Player	MADE	ATT	Pct.
1.	Ryan Kay (2013-16)	78	78	1.000
	Tyler Sumpter (2017-19)	125	125	1.000
3.	Lawrence Tynes (1997-2000)	111	113	.982
4.	Ollie Quass (1992-95)	158	161	.981
5.	Jed Solomon (2012-15)	42	43	.977
6.	Ted Clem (1984-87)	166	170	.976
7.	Evan Legassey (2017-20)	39	40	.975
8.	<b>Scott Taylor Renfroe (2022-pr.)</b>	<b>102</b>	<b>105</b>	<b>.971</b>
9.	Rusty Adams (1979)	28	29	.966
10.	Brooks Buce (2021-22)	73	76	.961

## FIELD GOALS MADE

	Player	ATT	MADE
1.	Greg Whibbs (2003-07)	71	50
2.	Ted Clem (1984-87)	78	48
3.	Lawrence Tynes (1997-2000)	57	44
4.	Tyler Sumpter (2017-19)	51	39
5.	Michael Taylor (2009-11)	50	36
6.	<b>Scott Taylor Renfroe (2022-pr.)</b>	<b>42</b>	<b>34</b>

## FIELD GOALS ATTEMPTED

	Player	MADE	ATT
1.	Ted Clem (1984-87)	48	78
2.	Greg Whibbs (2003-07)	50	71
3.	Lawrence Tynes (1997-2000)	44	57
4.	Tyler Sumpter (2017-19)	39	51
5.	Michael Taylor (2009-11)	36	50
	Ollie Quass (1992-95)	31	50
7.	<b>Scott Taylor Renfroe (2022-24)</b>	<b>34</b>	<b>42</b>

## FIELD GOAL PERCENTAGE (min 15 attempts)

	Player	MADE	ATT	Pct.
1.	Randy Hicks (1969-71)	16	16	1.000
2.	Brooks Buce (2021-22)	25	28	.893
3.	<b>Scott Taylor Renfroe (2022-24)</b>	<b>34</b>	<b>42</b>	<b>.810</b>
4.	Jed Solomon (2012-15)	15	19	.789
5.	Will Scott (2012-13)	28	36	.778
6.	Lawrence Tynes (1997-2000)	44	57	.772
7.	Tyler Sumpter (2017-19)	39	51	.765
8.	Matt Huerkamp (1996)	18	24	.750
9.	Ryan Kay (2013-16)	29	39	.744
10.	Michael Taylor (2009-11)	36	50	.720

## ASSISTED TACKLES

	Player	Tackles
1.	Carlton Martial (2018-22)	322
2.	Gerrick Pimienta (1985-88)	256
3.	Robert Bradley (1982-85)	208
4.	Steve Stringfellow (1978-81)	182
5.	Anthony Rabb (1996-99)	172
6.	Naazir Yamini (1999-2002)	153
7.	Bryan Hubbard (1985-88)	152
8.	Osi Umenyiora (1999-2002)	150
9.	Boris Lee (2006-08)	146
	Stewart Lowery (1981-84)	146
11.	Charles Pickett (1974-76)	143
12.	Tim Tucker (1975-78)	142
13.	Al Lucas (1996-99)	140
14.	Stacy Murry (1994-97)	138
15.	Dell Pettus (2019-23)	136
16.	Derrick Ansley (2000-04)	135
17.	Jimmy McClain (1998-2001)	134
18.	Rick Maxey (1974-77)	133
19.	Kenny Craik (1977-80)	132
20.	<b>Jordan Stringer (2021-pr.)</b>	<b>122</b>

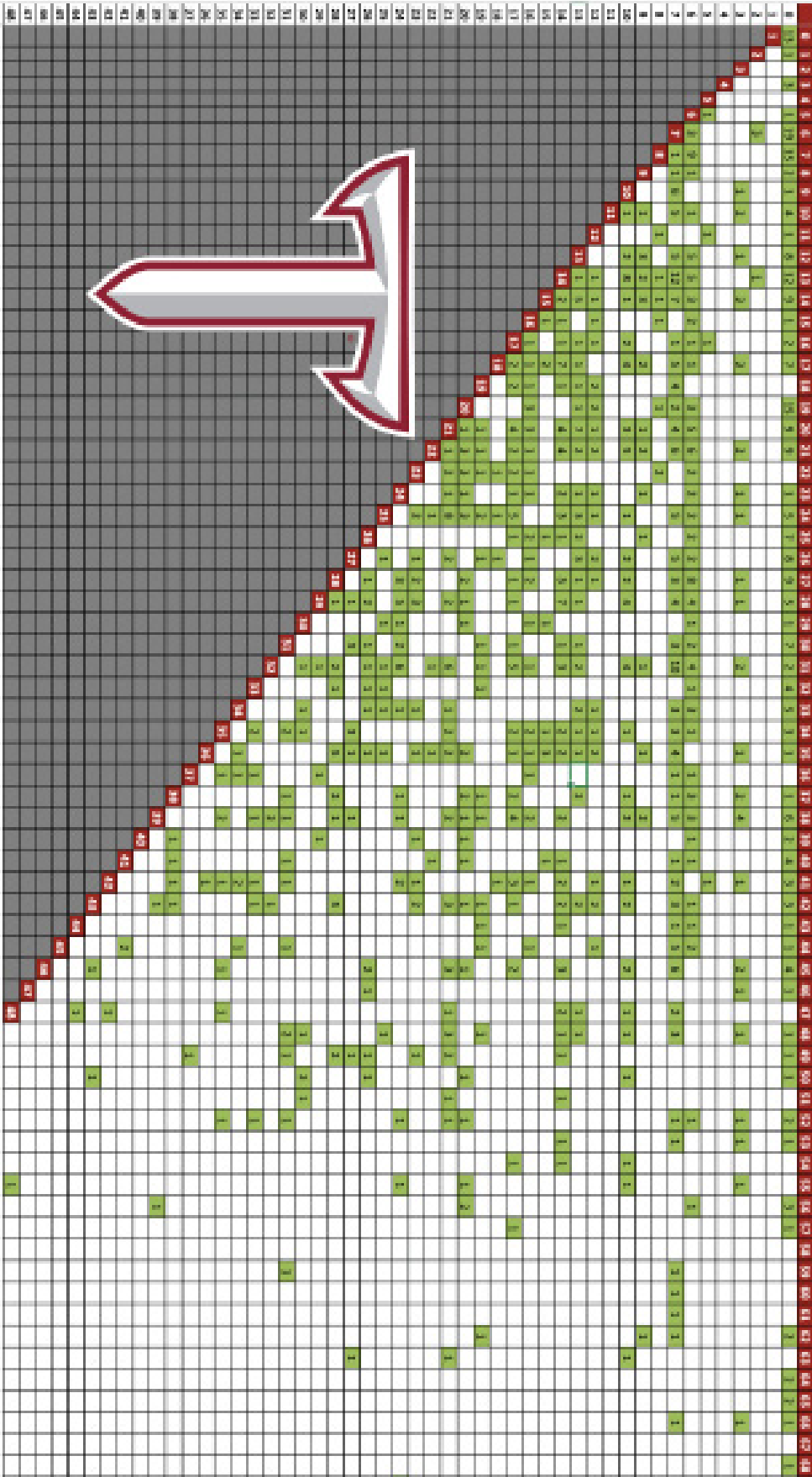
## FBS ERA DEFENSIVE TOUCHDOWNS

Year	Player	Type	Yards	Opponent
2025	Taleeq Robbins	Fumble	15	Memphis
2025	T.J. Thompson	Interception	4	Clemson
2024	Ian Conerly-Goodley	Interception	31	Southern Miss
2023	Don Callis	Fumble	10	App State
2023	Chris Rodgers	Fumble	40	Southern Miss
2023	Reddy Steward	Interception	45	Stephen F. Austin
2022	Reddy Steward	Interception	67	Arkansas State
2022	Antonio Showers	Fumble	13	ULM
2022	Buddha Jones	Fumble	23	Marshall
2021	KJ Robertson	Interception	31	South Alabama
2021	Keyshawn Swanson	Interception	33	Texas State
2021	Zion Williams	Interception	19	Southern
2020	Dell Pettus	Interception	44	Georgia Southern
2020	Darrell Starling	Fumble	20	Arkansas State
2020	Reddy Steward	Interception	35	Georgia State
2020	Shakel Brown	Fumble	21	Georgia State
2019	Carlton Martial	Interception	64	Texas State
2019	Will Sunderland	Interception	29	South Alabama
2018	Tron Folsom	Interception	53	Florida A&M
2017	Marcus Jones	Interception	100	Arkansas State
2017	Blace Brown	Interception	53	Boise State
2015	Demetrius Cain	Fumble	17	Louisiana
2015	Demetrius Cain	Fumble	19	Georgia Southern
2015	LaMarcus Farmer	Interception	55	ULM
2015	Darrin Reddick	Fumble	27	ULM
2015	Rashad Dillard	Fumble	33	at New Mexico State
2014	Montres Kitchens	Interception	28	at Idaho
2013	Eli Canton	Interception	78	Savannah State
2013	Camren Hudson	Interception	65	Louisiana
2012	Brynden Trawick	Interception	70	Arkansas State
2011	LaDarrius Madden	Interception	53	at Arkansas
2011	Chris Pickett	Fumble	63	Middle Tennessee
2011	Tony Davis	Fumble	29	at FIU
2009	Boris Lee	Interception	30	ULM
2008	Jorrick Calvin	Fumble	17	vs. Southern Miss
2008	Terence Moore	Interception	28	at LSU
2007	Chris Braswell	Fumble	16	at Western Kentucky
2007	Boris Lee	Fumble	1	at Arkansas State
2007	Boris Lee	Interception	28	ULM
2007	Elbert Mack	Interception	39	Louisiana
2004	Derrick Ansley	Interception	16	Middle Tennessee
2004	Robby Farmer	Interception	29	Middle Tennessee
2004	Leverne Johnson	Interception	24	Idaho
2004	Johnny Faulk	Fumble	79	Idaho
2004	Leodis McKelvin	Interception	71	Utah State
2003	Derrick Ansley	Interception	70	Marshall
2002	Johnny Faulk	Interception	34	Florida A&M
2001	David Philyaw	Fumble	8	at ULM
2001	Rayshun Reed	Interception	26	Cal State Northridge
2001	Rayshun Reed	Interception	73	Mississippi State



## FBS ERA SPECIAL TEAMS TOUCHDOWNS

Year	Player	Type	Yards	Opponent
2024	Devonte Ross	Punt Return	77	Iowa
2019	Reggie Todd	Kickoff Return	69	Southern Miss
2018	Marcus Jones	Kickoff Return	96	Coastal Carolina
2018	Cedarius Rookard	Punt Return	58	Nebraska
2017	Marcus Jones	Kickoff Return	99	Arkansas State
2017	Marcus Jones	Kickoff Return	87	Coastal Carolina
2017	Marcus Jones	Kickoff Return	91	Coastal Carolina
2016	Jabir Daughtry-Frye	Kickoff Return	100	New Mexico State
2016	Demetrius Cain	Punt Return (Blocked)	15	New Mexico State
2015	Teddy Ruben	Punt Return	64	Charleston Southern
2014	Chandler Worthy	Kickoff Return	89	New Mexico State
2014	Chandler Worthy	Kickoff Return	99	Appalachian State
2013	K.D. Edenfield	Punt Return (Blocked)	11	ULM
2010	Jerrel Jernigan	Punt Return	75	Louisiana
2010	Jerrel Jernigan	Kickoff Return	100	at Oklahoma State
2009	Bryan Willis	Kickoff Return	38	Louisiana
2008	Jorrick Calvin	Blocked Field Goal	65	Louisiana
2008	Jorrick Calvin	Kickoff Return	95	at North Texas
2007	Leodis McKelvin	Punt Return	52	North Texas
2007	Leodis McKelvin	Punt Return	84	at FIU
2007	Leodis McKelvin	Punt Return	74	Oklahoma State
2006	Leodis McKelvin	Punt Return	48	at FIU
2005	Leodis McKelvin	Kickoff Return	100	at South Carolina
2005	Leodis McKelvin	Punt Return	73	UAB
2004	Leodis McKelvin	Punt Return	64	Florida Atlantic
2004	Leodis McKelvin	Punt Return	60	Idaho
2001	Demontray Carter	Kickoff Return	94	Southern Utah



Most Common Final Scores in Troy Football History

Result	Times	Last Occurrence	Troy Record
6-0	19	Nov 4, 2000, win vs. SFA	11-8
19-0	15	Oct. 14, 2003, win at Army	8-7
7-0	15	Oct. 17, 1981, win at Delta State	9-6
0-0	13	Nov. 18, 1950, tie vs. West Alabama	0-0-13
13-7	12	Oct. 28, 1972, loss vs. Mississippi State	3-9
13-0	12	Nov. 17, 1982, win vs. Presbyterian	5-7
20-0	9	Oct. 1, 2005, win vs. Middle Tennessee	4-5
21-0	9	Oct. 20, 2003, loss at North Texas	5-4
14-0	9	Sept. 26, 1973, loss to Charlotte College	7-2
27-0	9	Oct. 27, 2007, win at Army State	6-3
7-0	9	Sept. 8, 1979, loss vs. Texas A&M	0-9
11-7	9	Oct. 5, 2009, win at Middle Tennessee	7-2

**What is Scorigami?**  
Scorigami is a concept thought up by Jon Roth. It is the art of building final scores that have never happened before in Troy history. (Just to clarify for the fans and imagination).

**How do I read this chart?**  
The winning team's score is along the top (horizontal axis) and the losing team's score is along the right (vertical axis). Scores marked in green have happened, scores in white have not yet happened, scores in black are impossible. The bottom half is all black because the losing team cannot score more points than the winning team.

**Troy Scorigami Note:**  
Games featuring the following scores were removed from the chart (space considerations): 79-7, 71-0, 25-0, 76-0, 80-0, 86-0, 97-0

492

UNIQUE SCORES IN TROY HISTORY

31

MOST COMMON WINNING SCORE 54 TIMES

21

2ND MOST COMMON WINNING SCORE 46 TIMES

38-20

LAST SCORIGAMI Aug. 29, 2023, vs. Middle Tennessee

0

MOST COMMON LOSING SCORE 240+ TIMES

7

2ND MOST COMMON LOSING SCORE 136+ TIMES

FIELD POSITION

Opponent	TROY (Regulation)			
	No. of Drives	Avg. Start	Inside RZ	Past 50
Nicholls	10	Own 35	3	7
Clemson	10	Own 26	1	6
Memphis	12	Own 18	1	1
Buffalo	12	Own 32	4	7
South Alabama	11	Own 28	3	9
Texas State	11	Own 28	6	8
ULM				
Louisiana				
Arkansas State				
Old Dominion				
Georgia State				
Southern Miss				
Total	66	Own 27.9	18	38

Opponent	Opponents (Regulation)			
	No. of Drives	Avg. Start	Inside RZ	Past 50
Nicholls	10	Own 26	2	4
Clemson	10	Own 35	3	7
Memphis	12	Own 28	3	7
Buffalo	12	Own 22	1	4
South Alabama	11	Own 31	2	6
Texas State	10	Own 22	5	9
ULM				
Louisiana				
Arkansas State				
Old Dominion				
Georgia State				
Southern Miss				
Total	65	Own 27.3	16	37

DRIVE STATISTICS

Opponent	No.	TROY					
		3 & Out	Pct.	Score	Pct.	TD	Pct
Nicholls	10	1	10.0	6	60.0	5	50.0
Clemson	10	3	30.0	2	20.0	1	10.0
Memphis	12	6	50.0	0	0.0	0	0.0
Buffalo	12	3	25.0	3	25.0	3	25.0
South Alabama	11	1	9.1	5	45.5	4	36.4
Texas State	11	3	27.3	8	72.7	6	54.5
ULM							
Louisiana							
Arkansas State							
Old Dominion							
Georgia State							
Southern Miss							
Total	66	17	25.8	24	36.4	19	28.8

Opponent	No.	Opponents					
		3 & Out	Pct.	Score	Pct.	TD	Pct.
Nicholls	10	3	30.0	4	40.0	2	20.0
Clemson	10	2	20.0	5	50.0	3	30.0
Memphis	12	2	16.7	4	33.3	4	33.3
Buffalo	12	6	50.0	3	25.0	2	12.5
South Alabama	11	4	36.4	4	36.4	3	27.3
Texas State	10	2	20.0	7	70.0	5	50.0
ULM							
Louisiana							
Arkansas State							
Old Dominion							
Georgia State							
Southern Miss							
Total	65	19	29.2	27	41.5	19	29.2

IN THE RED ZONE

Opponent	TROY				
	Times in RZ	TD	TD Pct.	FG	Score Pct.
Nicholls	3	2	66.7	1	100
Clemson	1	0	0.0	1	100
Memphis	1	0	0.0	0	0.0
Buffalo	4	3	75.0	0	75.0
South Alabama	3	2	66.7	1	100
Texas State	6	5	83.3	1	100
ULM					
Louisiana					
Arkansas State					
Old Dominion					
Georgia State					
Southern Miss					
Total	18	12	66.7	4	88.9

Opponent	Opponents				
	Times in RZ	TD	TD Pct.	FG	Score Pct.
Nicholls	2	1	50.0	1	100
Clemson	3	1	33.3	2	100
Memphis	3	3	100	0	100
Buffalo	1	1	100	0	100
South Alabama	2	1	50.0	0	50.0
Texas State	5	3	60.0	1	80.0
ULM					
Louisiana					
Arkansas State					
Old Dominion					
Georgia State					
Southern Miss					
Total	16	10	62.5	4	87.5

3RD DOWN AND ...

Yards	TROY											
	NICH	CLEM	MEM	BUF	USA	TXST	ULM	LA	ASU	ODU	GSU	USM
1	3-3	1-1	0-0	2-2	1-3	1-1						
2-3	1-2	0-0	1-1	3-5	1-1	2-3						
4-6	3-5	0-4	1-1	4-5	2-4	1-4						
7-9	1-2	3-5	0-4	1-3	1-2	0-0						
10-14	1-1	0-1	2-4	0-4	0-4	1-4						
15+	0-2	1-2	0-5	0-2	0-1	0-2						
4+	5-10	4-12	3-14	5-14	3-11	2-10						
7+	2-5	4-8	2-13	1-9	1-7	1-6						
10+	1-3	1-3	2-9	0-6	0-5	1-6						
Total	9-15	5-13	4-15	10-21	5-15	5-14						

Yards	Opponents											
	NICH	CLEM	MEM	BUF	USA	TXST	ULM	LA	ASU	ODU	GSU	USM
1	0-0	0-0	2-2	1-1	3-3	2-4						
2-3	2-3	3-6	2-3	0-2	2-3	1-3						
4-6	1-3	1-3	1-3	3-6	1-3	3-3						
7-9	0-2	1-1	1-5	0-1	2-7	3-5						
10-14	1-1	0-1	0-1	2-7	0-0	1-2						
15+	0-2	0-1	0-1	0-0	0-1	0-0						
4+	2-8	2-6	2-10	5-14	3-11	7-10						
7+	1-5	1-3	1-7	2-8	2-8	4-7						
10+	1-3	0-2	0-2	2-7	0-1	1-2						
Total	4-11	5-12	6-15	6-17	8-17	10-17						

NICHOLLS GAME

Plays	Yards	Time	Result
8	20	3:57	Punt
3	3	1:22	Punt
3	4	3:00	Punt
9	34	4:47	Downs
9	70	1:08	*TOUCHDOWN
11	66	6:23	*FIELD GOAL
10	58	4:33	*TOUCHDOWN
7	66	2:23	*TOUCHDOWN
1	47	0:09	*TOUCHDOWN
5	44	2:13	*TOUCHDOWN
1	-1	0:27	End of half

CLEMSON GAME

Plays	Yards	Time	Result
5	75	2:54	*TOUCHDOWN
6	14	3:57	Punt
3	4	0:51	Interception
7	13	2:24	*FIELD GOAL
6	28	2:55	Punt
9	42	4:11	Missed FG
2	0	0:50	Interception
3	5	0:59	Interception
16	41	8:41	Downs
8	34	5:17	Punt

MEMPHIS GAME

Plays	Yards	Time	Result
3	2	1:33	Punt
3	1	1:26	Punt
6	32	2:34	Punt
3	2	0:54	Punt
3	-6	2:04	Punt
6	9	1:41	Punt
4	15	1:47	Punt
3	3	0:52	Punt
6	6	3:11	Punt
4	3	1:49	Punt
3	-3	1:39	Punt
11	73	3:35	Interception

BUFFALO GAME

Plays	Yards	Time	Result
3	2	2:01	Punt
3	-3	1:56	Punt
8	19	4:15	Punt
9	35	4:42	Fumble
5	11	1:59	Punt
10	18	1:49	End of half
6	28	2:59	Downs
5	46	2:41	Interception
14	75	4:33	*TOUCHDOWN
7	66	2:34	*TOUCHDOWN
3	-1	1:14	Punt
9	50	1:48	*TOUCHDOWN
1	-1	0:03	End of half

SOUTH ALABAMA GAME

Plays	Yards	Time	Result
10	82	4:48	*TOUCHDOWN
9	41	4:27	Interception
8	29	4:26	Punt
4	-2	1:32	Missed FG
4	65	1:07	*TOUCHDOWN
1	13	0:09	Fumble
3	9	1:58	Punt
7	75	3:12	*TOUCHDOWN
12	67	7:03	*FIELD GOAL
4	14	0:37	Punt
3	7	0:18	End of half
3	25	0:00	*TOUCHDOWN

TEXAS STATE GAME

Plays	Yards	Time	Result
3	3	1:41	Punt
3	0	0:51	Punt
3	75	1:17	*TOUCHDOWN
15	75	7:34	*TOUCHDOWN
3	5	0:47	Punt
8	30	1:11	*FIELD GOAL
7	75	3:33	*TOUCHDOWN
6	30	3:23	*FIELD GOAL
13	75	6:00	*TOUCHDOWN
9	75	2:42	*TOUCHDOWN
5	25	0:00	*TOUCHDOWN



## GAME OPENING DRIVES

Game	Troy Result / Yards	Opponent Result / Yards
Nicholls	Punt / 20	Punt / 27
Clemson	TD / 75	Punt / 5
Memphis	Punt / 2	TD / 65
Buffalo	Punt / 2	Punt / 24
South Alabama	TD / 82	Punt / 10
Texas State	Punt / 3	TD / 55
ULM		
Louisiana		
Arkansas State		
Old Dominion		
Georgia State		
Southern Miss		

## 2ND HALF OPENING DRIVES

Game	Troy Result / Yards	Opponent Result / Yards
Nicholls	FG / 66	TD / 75
Clemson	Int / 0	TD / 75
Memphis	Punt / 15	Punt / 28
Buffalo	Downs / 28	TD / 53
South Alabama	Fumble / 13	FG / 13
Texas State	TD / 75	TD / 70
ULM		
Louisiana		
Arkansas State		
Old Dominion		
Georgia State		
Southern Miss		

## TROY DRIVES

Opponent	Drives	TD	FG	MFG	Punt	TO	TOD
Nicholls	10	5	1	0	3	0	1
Clemson	10	1	1	1	3	3	1
Memphis	12	0	0	0	11	1	0
Buffalo	12	3	0	0	5	2	1
South Alabama	11	4	1	1	3	2	0
Texas State	11	6	2	0	3	0	0
ULM							
Louisiana							
Arkansas State							
Old Dominion							
Georgia State							
Southern Miss							

## OPPONENT DRIVES

Opponent	Drives	TD	FG	MFG	Punt	TO	TOD
Nicholls	10	2	2	0	4	1	1
Clemson	10	3	2	0	3	2	0
Memphis	12	4	0	0	6	1	1
Buffalo	12	2	1	0	8	0	1
South Alabama	11	3	1	0	5	0	2
Texas State	10	5	2	1	1	0	1
ULM							
Louisiana							
Arkansas State							
Old Dominion							
Georgia State							
Southern Miss							

## TROY OFFENSIVE SCORING DRIVES

Opponent	Plays	Net Yards	TOP	Quarter	Scoring Play
Nicholls	9	70	1:08	2	Crowder 27-yard pass to Mothershed
Nicholls	11	66	6:23	3	Renfro 24-yard field goal
Nicholls	10	58	4:33	4	Crowder 16-yard run
Nicholls	7	66	2:23	4	Crowder 28-yard pass to Taylor
Nicholls	1	47	0:09	4	Meadows 47-yard run
Nicholls	5	44	2:13	4	Crowder 5-yard pass to Conner
Clemson	5	75	2:54	1	Crowder 44-yard pass to Taylor
Clemson	7	13	2:24	1	Renfro 37-yard field goal
Buffalo	14	75	4:33	4	Kilcrease 6-yard run
Buffalo	7	66	2:34	4	Kilcrease 10-yard pass to Thomas, R.
Buffalo	9	50	1:48	4	Meadows 20-yard run
South Alabama	10	82	4:48	1	Kilcrease 34-yard run
South Alabama	4	65	1:07	2	Kilcrease 25-yard pass to Thomas, R.
South Alabama	7	75	3:12	3	Kilcrease 11-yard pass to Epps
South Alabama	12	67	7:03	4	Renfro 28-yard field goal
South Alabama	3	25	0:00	OT	Meadows 3-yard run
Texas State	3	75	1:17	1	Kilcrease 57-yard pass to Thomas, R.
Texas State	15	75	7:34	2	Kilcrease 6-yard pass to Worley
Texas State	8	30	1:11	2	McAtee 53-yard field goal
Texas State	7	75	3:33	3	Williams, J. 2-yard run
Texas State	6	30	3:23	3	Renfro 47-yard field goal
Texas State	13	75	6:00	4	Kilcrease 2-yard pass to Swartz
Texas State	9	75	2:42	4	Kilcrease 18-yard pass to Epps
Texas State	5	15	0:00	OT	Kilcrease 6-yard pass to Epps

## OPPONENT OFFENSIVE SCORING DRIVES

Opponent	Plays	Net Yards	TOP	Quarter	Scoring Play
Nicholls	5	23	3:18	2	Showalter 45-yard field goal
Nicholls	8	65	3:35	2	Brock 3-yard run
Nicholls	5	75	2:57	3	Hogan 58-yard pass to Brock
Nicholls	7	70	3:28	4	Showalter 22-yard field goal
Clemson	7	57	2:41	2	Hauser 25-yard field goal
Clemson	8	75	3:55	3	Randall 1-yard run
Clemson	1	26	0:06	3	Klubnik 26-yard pass to Wesco
Clemson	6	16	3:14	3	Hauser 30-yard field goal
Clemson	7	66	2:32	4	Klubnik 34-yard pass to Wesco
Memphis	8	65	4:26	1	Smith 5-yard run
Memphis	7	75	3:41	2	Lewis 18-yard pass to Kluse
Memphis	1	50	0:10	2	Smith 50-yard run
Memphis	8	58	5:03	4	Bodiford 8-yard run
Buffalo	7	71	3:25	1	McNeil 1-yard run
Buffalo	6	53	2:41	3	Henderson 22-yard run
Buffalo	14	51	6:28	4	Howes 39-yard field goal
South Alabama	9	75	4:07	1	Davenport 33-yard pass to Woods
South Alabama	6	13	2:38	2	DiBoyan 40-yard field goal
South Alabama	6	86	3:01	3	Davenport 56-yard run
South Alabama	10	75	4:53	4	Davenport 15-yard pass to Bullock
Texas State	8	55	2:57	1	Jackson 8-yard run
Texas State	4	80	0:55	1	Burrell 59-yard run
Texas State	13	70	6:00	1	Pare 7-yard run
Texas State	3	71	0:58	1	Pare 62-yard run
Texas State	11	68	4:53	2	Robles 42-yard field goal
Texas State	10	70	4:12	3	Pare 1-yard run
Texas State	16	66	8:45	4	Robles 37-yard field goal

RECEIVING							
Games w/ a Rec.	Career	Streak	2025	2024	2023	2022	2021
RaRa Thomas	35	3	5	-	11 *	12 *	7 *
Trey Cooley	20	1	-	1 *	6 *	5 *	8 *
Peyton Higgins	23	1	5	10	6	3	-
Ethan Conner	14	2	4	3	7	-	-
Tray Taylor	13	3	5	8 *	-	-	-
Kristian Tate	11	1	-	10 *	1 *	-	-
Jordan Lovett	10	8	5	4	1	-	-
Marquis Harris	7	2	-	7 *	-	-	-
Mojo Dortch	7	1	3	3	-	1 *	-
Roman Mothershed	7	4	5	2	-	-	-
DJ Epps	5	3	4	1	-	-	-
Jackson Worley	4	1	1	2	-	-	-
Dennis Palmer	3	-	-	3 *	-	-	-
Trae Swartz	3	1	1	2	-	-	-
Tae Meadows	2	1	2	-	-	-	-
Jarris Williams	1	-	-	-	1	-	-

Games w/ 5+ Receptions	Career	2025	2024	2023	2022	2021
RaRa Thomas	8	1	-	1 *	5 *	1 *
Peyton Higgins	2	-	2	-	-	-
Kristian Tate	2	-	2 *	-	-	-
DJ Epps	2	2	-	-	-	-
Roman Mothershed	1	1	-	-	-	-
Ethan Conner	1	-	1	-	-	-
Dennis Palmer	1	-	1 *	-	-	-

Receptions of 15+ Yards	Career	2025	2024	2023	2022	2021
RaRa Thomas	39	4	-	11 *	16 *	8 *
Peyton Higgins	14	1	6	5	2	-
Ethan Conner	11	4	2	5	-	-
Tray Taylor	11	6	5 *	-	-	-
DJ Epps	7	7	-	-	-	-
Roman Mothershed	6	5	1	-	-	-
Kristian Tate	5	-	5 *	-	-	-
Trey Cooley	4	-	-	2 *	0 *	2 *
Marquis Harris	4	-	4 *	-	-	-
Dennis Palmer	2	-	2 *	-	-	-
Mojo Dortch	1	1	-	-	-	-
Trae Swartz	1	-	1	-	-	-
Jordan Lovett	1	-	1	-	-	-

Receptions of 25+ Yards	Career	2025	2024	2023	2022	2021
RaRa Thomas	15	3	-	4 *	4 *	4 *
Peyton Higgins	8	-	4	2	2	-
Tray Taylor	9	5	4 *	-	-	-
Roman Mothershed	4	3	1	-	-	-
Kristian Tate	4	-	4 *	-	-	-
Marquis Harris	3	-	3 *	-	-	-
DJ Epps	2	2	-	-	-	-
Ethan Conner	1	-	1	-	-	-
Jordan Lovett	1	-	1	-	-	-
Dennis Palmer	1	-	1 *	-	-	-

Receptions for a 1st Down	Career	2025	2024	2023	2022	2021
RaRa Thomas	67	12	-	17 *	27 *	11 *
Peyton Higgins	30	6	14	8	2	-
Ethan Conner	21	7	5	9	-	-
Kristian Tate	16	-	16 *	-	-	-
Tray Taylor	14	7	7 *	-	-	-
Trey Cooley	13	-	-	3 *	4 *	6 *
Roman Mothershed	12	11	1	-	-	-
DJ Epps	10	10	-	-	-	-
Jordan Lovett	5	2	3	-	-	-
Marquis Harris	5	-	5 *	-	-	-
Jackson Worley	5	1	4	-	-	-
Mojo Dortch	3	3	-	-	-	-
Trae Swartz	3	1	2	-	-	-
Dennis Palmer	2	-	2 *	-	-	-
Tae Meadows	1	1	-	-	-	-

100+ Yards Receiving	Career	2025	2024	2023	2022	2021
RaRa Thomas	1	-	-	-	1 *	-
DJ Epps	1	1	-	-	-	-

Games w/ a TD Reception	Career	2025	2024	2023	2022	2021
RaRa Thomas	14	3	-	1 *	6 *	4 *
Ethan Conner	5	1	4	-	-	-
Trey Cooley	4	-	1 *	1 *	2 *	-
Kristian Tate	3	-	3 *	-	-	-
Tray Taylor	3	2	1 *	-	-	-
Trae Swartz	3	1	2	-	-	-
Peyton Higgins	2	-	1	-	1	-
DJ Epps	2	2	-	-	-	-
Jackson Worley	2	1	1	-	-	-
Mojo Dortch	1	-	1	-	-	-
Marquis Harris	1	-	1 *	-	-	-
Roman Mothershed	1	1	-	-	-	-

Games w/ Multiple TDs	Career	2025	2024	2023	2022	2021
RaRa Thomas	2	-	-	-	1 *	1 *
DJ Epps	1	1	-	-	-	-
Ethan Conner	1	-	1	-	-	-

RUSHING						
Runs of 10+ Yards	Career	2025	2024	2023	2022	2021
Trey Cooley	33	-	-	9	9	15
Dennis Palmer	20	-	20 *	-	-	-
Tae Meadows	13	12	1	-	-	-
Tucker Kilcrease	9	4	5	-	-	-
Goose Crowder	5	1	4	-	-	-
Jordan Lovett	5	4	-	1	-	-
Jarris Williams	3	-	-	3	-	-
Tray Taylor	3	1	2 *	-	-	-
Mojo Dortsch	1	-	1	-	-	-
Ui Ale	1	-	-	1 *	-	-

Runs of 20+ Yards	Career	2025	2024	2023	2022	2021
Trey Cooley	7	-	-	2 *	2 *	3 *
Dennis Palmer	6	-	6 *	-	-	-
Tae Meadows	5	4	1	-	-	-
Tray Taylor	2	-	2 *	-	-	-
Tucker Kilcrease	2	1	1	-	-	-
Jarris Williams	1	-	-	1	-	-

100+ Yards Rushing	Career	2025	2024	2023	2022	2021
Tae Meadows	1	1	-	-	-	-
Tucker Kilcrease	1	1	-	-	-	-
Trey Cooley	1	-	-	-	-	1

Rushes For a First Downs	Career	2025	2024	2023	2022	2021
Trey Cooley	48	-	-	13 *	15 *	20 *
Dennis Palmer	29	-	29 *	-	-	-
Tae Meadows	19	18	1	-	-	-
Tucker Kilcrease	18	12	6	-	-	-
Goose Crowder	12	7	5	-	-	-
Jordan Lovett	11	7	2	2	-	-
Ui Ale	5	2	-	-	3 *	-
Jarris Williams	4	-	-	4	-	-
Tray Taylor	3	1	2 *	-	-	-
Mojo Dortsch	2	1	1	-	-	-
DJ Epps	1	1	-	-	-	-

Games with a Touchdown	Career	2025	2024	2023	2022	2021
Trey Cooley	5	-	-	2 *	2 *	1 *
Tae Meadows	4	3	-	1	-	-
Dennis Palmer	3	-	3 *	-	-	-
Goose Crowder	2	1	1	-	-	-
Tucker Kilcrease	2	2	-	-	-	-
Jarris Williams	1	-	-	1	-	-
Jordan Lovett	1	-	1	-	-	-
Jarris Williams	1	1	-	-	-	-

Games with Multiple TDs	Career	2025	2024	2023	2022	2021
Trey Cooley	1	-	-	1 *	-	-
Dennis Palmer	1	-	1 *	-	-	-

**PASSING**

Games with 300 yards	Career	2025	2024	2023	2022
Tucker Kilcrease	1	1	-	-	-

Games with 30+ completions	Career	2025	2024	2023	2022
Tucker Kilcrease	1	1	-	-	-

Completions of 15+ yards	Career	2025	2024	2023	2022	2021
Tucker Kilcrease	30	20	10	-	-	-
Goose Crowder	24	8	11	3	1 *	1 *
Ui Ale	3	-	3 *	-	-	-

Completions of 25+ yards	Career	2025	2024	2023	2022	2021
Tucker Kilcrease	15	10	5	-	-	-
Goose Crowder	8	3	3	1	1 *	-
Ui Ale	1	-	1 *	-	-	-

Games with a Passing TD	Career	2025	2024	2023	2022	2021
Goose Crowder	6	2	2	1	1 *	-
Tucker Kilcrease	5	3	2	-	-	-
Ui Ale	1	-	1 *	-	-	-

Games with Multiple TDs	Career	2025	2024	2023	2022	2021
Tucker Kilcrease	3	2	1	-	-	-
Goose Crowder	1	-	1	-	-	-

\* not at Troy

20-YARD+ PLAYS  
By Troy (26)

Offense (23) - 20 Yards

Yards	Type	Player(s)	Opp.
57	Pass	Tucker Kilcrease to RaRa Thomas (TD)	Texas State
48	Pass	Tucker Kilcrease to DJ Epps	Texas State
48	Pass	Tucker Kilcrease to Tray Taylor	South Alabama
47	Run	Tae Meadows (TD)	Nicholls
44	Pass	Goose Crowder to Tray Taylor (TD)	Clemson
41	Pass	Tucker Kilcrease to RaRa Thomas	Buffalo
34	Run	Tucker Kilcrease (TD)	South Alabama
33	Pass	Tucker Kilcrease to DJ Epps	Texas State
31	Pass	Tucker Kilcrease to Tray Taylor	Texas State
29	Pass	Tucker Kilcrease to Roman Mothershed	Buffalo
28	Pass	Goose Crowder to Tray Taylor (TD)	Nicholls
28	Run	Tae Meadows	Clemson
27	Pass	Goose Crowder to Roman Mothershed (TD)	Nicholls
27	Run	Tae Meadows	Nicholls
26	Pass	Tucker Kilcrease to Tray Taylor	South Alabama
25	Pass	Tucker Kilcrease to Roman Mothershed	Memphis
25	Pass	Tucker Kilcrease to RaRa Thomas (TD)	South Alabama
24	Pass	Goose Crowder to Ethan Conner	Clemson
22	Pass	Tucker Kilcrease to DJ Epps	South Alabama
21	Run	Jordan Lovett	South Alabama
20	Pass	Tucker Kilcrease to Ethan Conner	Texas State
20	Pass	Tucker Kilcrease to DJ Epps	South Alabama
20	Run	Tae Meadows (TD)	Buffalo

Defense (1) - 20 Yards

Yards	Type	Player(s)	Opp.
53	FR	Justin Powe	Clemson

Special Teams (2) - KOR 30+ Yards / PR 20+ Yards

Yards	Type	Player(s)	Opp.
32	PR	Peyton Higgins	South Alabama
20	PR	Peyton Higgins	South Alabama

LONG PLAYS BY THE NUMBERS

Plays by Yardage	No.	TDs	By Play Type	No.	TDs
100+	-	-	Rushing	6	3
90-99	-	-	Passing	17	5
80-89	-	-	Punt Returns	2	-
70-79	-	-	Kick Returns	-	-
60-69	-	-	Interceptions	-	-
50-59	2	1	Fumble Returns	1	-
40-49	5	2	Other	-	-
30-39	4	1			
20-29	15	4			

20+ YARD PLAYS BY PLAYER

Player	No.	TD	Rush	Rec.	KR	PR	IR	FR
Tray Taylor	5	2	-	5	-	-	-	-
Tae Meadows	4	2	4	-	-	-	-	-
DJ Epps	4	-	-	4	-	-	-	-
Roman Mothershed	3	1	-	3	-	-	-	-
RaRa Thomas	3	2	-	3	-	-	-	-
Peyton Higgins	2	-	-	-	-	2	-	-
Ethan Conner	2	-	-	2	-	-	-	-
Justin Powe	1	-	-	-	-	-	-	1
Tucker Kilcrease	1	1	1	-	-	-	-	-
Jordan Lovett	1	-	1	-	-	-	-	-
TOTAL	26	8	6	17	-	2	-	1

BIG PLAYS BY GAME - TROY

Opponent	No.	TD	Rush	Rec.	KR	PR	IR	FR
Nicholls	4	3	2	2	-	-	-	-
Clemson	4	1	1	2	-	-	-	1
Memphis	1	-	-	1	-	-	-	-
Buffalo	3	1	1	2	-	-	-	-
South Alabama	9	2	2	5	-	2	-	-
Texas State	5	1	-	5	-	-	-	-
ULM								
Louisiana								
Arkansas State								
Old Dominion								
Georgia State								
Southern Miss								
TOTAL	26	8	5	17	-	2	-	1

LONGEST PLAYS OF THE YEAR - TROY

	Yardage	Opponent
Rushing	47	Nicholls
Rushing TD	47	Nicholls
Passing	57	Texas State
Passing TD	57	Texas State
Punt Return	32	South Alabama
Kick Return	25	Buffalo
Interception Return	4	Clemson
Fumble Return	53	Clemson
Field Goal	53	Texas State
Punt	58	South Alabama



BIG PLAYS  
By Opponent (32)

Offense (28) - 20 Yards

Yards	Type	Player(s)	Opp
62	Run	Pare (RD)	Texas State
59	Run	Burrell (TD)	Texas State
58	Pass	Hogan to Brock (TD)	Nicholls
56	Run	Davenport (TD)	South Alabama
50	Run	Smith (TD)	Memphis
41	Pass	Lewis to Hawkins	Memphis
40	Pass	Lewis to Thompson	Memphis
40	Run	Burrell	Texas State
39	Pass	Rpberson to Gathings	Buffalo
35	Pass	Jackson to Sparks	Texas State
35	Pass	Jackson to Dawn Jr.	Texas State
35	Pass	Klubnik to Wesco Jr.	Clemson
34	Pass	Klubnik to Wesco Jr. (TD)	Clemson
33	Pass	Davenport to Woods (TD)	South Alabama
31	Pass	Jackson to Dawn Jr.	Texas State
31	Run	Hoffman	Nicholls
30	Pass	Lewis to Braham	Memphis
30	Run	Randall	Clemson
28	Pass	Davenport to Bullock (TD)	South Alabama
26	Pass	Klubnik to Wesco Jr. (TD)	Clemson
24	Pass	Lewis to Braham	Memphis
23	Pass	Klubnik to Brown	Clemson
22	Run	Henderson (TD)	Buffalo
21	Pass	Jackson to Evans	Texas State
20	Run	Jackson	Texas State
20	Pass	Jackson to Sparks	Texas State
20	Run	Brock	Nicholls
20	Pass	Gray to Morrow	Buffalo

Defense (0) - 20 Yards  
Yards Type Player(s)

Opp

Special Teams (4) - KOR 30+ Yards / PR 20+ Yards

Yards	Type	Player(s)	Opp
43	KR	Jenkins	Texas State
32	PR	Lewis	Nicholls
30	KR	Randall	Clemson
30	KR	Jenkins	Texas State

BIG PLAYS BY GAME - OPPONENT

Opponent	No.	TD	Rush	Rec.	KR	PR	IR	FR
Nicholls	4	1	2	1	-	1	-	-
Clemson	6	2	1	3	1	-	-	-
Memphis	5	1	1	4	-	-	-	-
Buffalo	3	1	1	2	-	-	-	-
South Alabama	3	3	1	2	-	-	-	-
Texas State	11	2	4	5	2	-	-	-
ULM								
Louisiana								
Arkansas State								
Old Dominion								
Georgia State								
Southern Miss								
TOTAL	32	10	10	17	3	1	-	-

# GAME SEVEN | OPPONENT SCHEDULES

## NICHOLLS (1-5, 1-1 SOUTHLAND)

Date	Opponent	Result
Aug. 23	Incarinate Word	W, 20-6
Aug. 30	at Troy	L, 20-38
Sept. 6	West Georgia	L, 10-34
Sept. 20	at Texas State	L, 3-35
Sept. 27	at Eastern Kentucky	L, 7-27
Oct. 4	at Lamar	L, 17-24
Oct. 18	at Stephen F. Austin	
Oct. 25	McNeese State	
Nov. 1	Houston Christian	
Nov. 8	at UTRGV	
Nov. 15	Northwestern State	
Nov. 29	at Southeastern Louisiana	

## CLEMSON (3-3, 2-2 ACC)

Date	Opponent	Result
Aug. 30	LSU	L, 10-17
Sept. 6	Troy	W, 27-16
Sept. 13	at Georgia Tech	L, 21-25
Sept. 20	Syracuse	L, 21-34
Oct. 4	at North Carolina	W, 38-10
Oct. 11	at Boston College	W, 41-10
Oct. 18	SMU	
Nov. 1	Duke	
Nov. 8	Florida State	
Nov. 14	at Louisville	
Nov. 22	Furman	
Nov. 29	at South Carolina	

## MEMPHIS (6-0, 2-0 AMERICAN)

Date	Opponent	Result
Aug. 30	Chattanooga	W, 45-10
Sept. 6	at Georgia State	W, 38-16
Sept. 13	at Troy	W, 28-7
Sept. 20	Arkansas	W, 32-31
Sept. 27	at Florida Atlantic	W, 55-26
Oct. 4	Tulsa	W, 45-7
Oct. 18	at UAB	
Oct. 25	South Florida	
Oct. 31	at Rice	
Nov. 7	Tulane	
Nov. 15	at East Carolina	
Nov. 27	Navy	

## BUFFALO (3-3, 2-0 MAC)

Date	Opponent	Result
Aug. 28	at Minnesota	L, 10-23
Sept. 6	Saint Francis	W, 45-6
Sept. 13	at Kent State	W, 31-28
Sept. 20	Troy	L, 17-21
Sept. 27	UConn	L, 17-20
Oct. 4	Eastern Michigan	W, 31-30
Oct. 18	at UMass	
Oct. 25	Akron	
Nov. 1	at Bowling Green	
Nov. 12	at Central Michigan	
Nov. 19	Miami (Ohio)	
Nov. 28	Ohio	

## SOUTH ALABAMA (1-5, 0-2 SBC)

Date	Opponent	Result
Aug. 30	Morgan State	W, 38-21
Sept. 6	Tulane	L, 31-33
Sept. 13	at Auburn	L, 15-31
Sept. 20	Coastal Carolina	L, 20-38
Sept. 27	at North Texas	L, 22-36
Oct. 4	at Troy	L, 24-31
Oct. 14	Arkansas State	
Oct. 23	at Georgia State	
Nov. 1	Louisiana	
Nov. 15	at ULM	
Nov. 22	Southern Miss	
Nov. 29	at Texas State	

## TEXAS STATE (3-3, 0-2 SBC)

Date	Opponent	Result
Aug. 30	Eastern Michigan	W, 52-27
Sept. 6	at UTSA	W, 43-36
Sept. 13	at Arizona State	L, 15-34
Sept. 20	Nicholls State	W, 35-3
Oct. 4	at Arkansas State	L, 30-31
Oct. 11	Troy	L, 41-48
Oct. 18	at Marshall	
Oct. 28	James Madison	
Nov. 8	at Louisiana	
Nov. 15	at Southern Miss	
Nov. 22	ULM	
Nov. 29	South Alabama	

## ULM (3-3, 1-1 SBC)

Date	Opponent	Result
Aug. 28	St. Francis	W, 29-0
Sept. 6	at Alabama	L, 0-73
Sept. 20	at UTEP	W, 31-25
Sept. 27	Arkansas State	W, 28-16
Oct. 4	at Northwestern	L, 7-42
Oct. 11	at Coastal Carolina	L, 8-23
Oct. 18	Troy	
Oct. 25	at Southern Miss	
Nov. 1	Old Dominion	
Nov. 15	South Alabama	
Nov. 22	at Texas State	
Nov. 29	at Louisiana	

## LOUISIANA (2-4, 1-1 SBC)

Date	Opponent	Result
Aug. 30	Rice	L, 12-14
Sept. 6	McNeese State	W, 34-10
Sept. 13	at Missouri	L, 10-52
Sept. 20	at Eastern Michigan	L, 31-34
Sept. 27	Marshall	W, 54-51
Oct. 11	at James Madison	L, 14-24
Oct. 18	Southern Miss	
Oct. 25	at Troy	
Nov. 1	at South Alabama	
Nov. 8	Texas State	
Nov. 20	at Arkansas State	
Nov. 29	ULM	

## ARKANSAS STATE (2-4, 1-1 SBC)

Date	Opponent	Result
Aug. 30	SE Missouri	W, 42-24
Sept. 6	at Arkansas	L, 14-56
Sept. 13	Iowa State	L, 16-24
Sept. 20	at Kennesaw State	L, 21-28
Sept. 27	at ULM	L, 16-28
Oct. 4	Texas State	W, 31-30
Oct. 14	at South Alabama	
Oct. 25	Georgia Southern	
Nov. 1	at Troy	
Nov. 8	Southern Miss	
Nov. 20	Louisiana	
Nov. 29	at App State	

## OLD DOMINION (4-2, 1-1 SBC)

Date	Opponent	Result
Aug. 30	at Indiana	L, 14-27
Sept. 6	North Carolina Central	W, 54-6
Sept. 13	at Virginia Tech	W, 45-26
Sept. 27	Liberty	W, 21-7
Oct. 4	Coastal Carolina	W, 47-7
Oct. 11	at Marshall	L, 24-48
Oct. 18	at James Madison	
Oct. 25	App State	
Nov. 1	at ULM	
Nov. 13	Troy	
Nov. 22	at Georgia Southern	
Nov. 29	Georgia State	

## GEORGIA STATE (1-5, 0-2 SBC)

Date	Opponent	Result
Aug. 30	at Ole Miss	L, 7-63
Sept. 6	Memphis	L, 16-38
Sept. 13	Murray State	W, 37-21
Sept. 20	at Vanderbilt	L, 21-70
Oct. 4	James Madison	L, 7-14
Oct. 11	App State	L, 20-41
Oct. 18	at Georgia Southern	
Oct. 23	South Alabama	
Nov. 8	at Coastal Carolina	
Nov. 15	Marshall	
Nov. 22	at Troy	
Nov. 29	at Old Dominion	

## SOUTHERN MISS (4-2, 2-0 SBC)

Date	Opponent	Result
Aug. 30	at Mississippi State	L, 17-34
Sept. 6	Jackson State	W, 38-20
Sept. 13	App State	W, 38-22
Sept. 20	at Louisiana Tech	L, 20-30
Sept. 27	Jacksonville State	W, 42-25
Oct. 9	at Georgia Southern	W, 38-35
Oct. 18	Louisiana	
Oct. 25	ULM	
Nov. 8	at Arkansas State	
Nov. 15	Texas State	
Nov. 22	at South Alabama	
Nov. 29	Troy	

STARTS BY  
POSITION

## OFFENSE

									QB	RB
WR-Z	WR-H	WR-X	TE	LT	LG	C	RG	RT	Crowder (3) Kilcrease (2)	Meadows (4) Lovett (1)
Dortch (4) Epps (2)	Higgins (6)	Mothershed (6)	Conner (6)	Prather (6)	Russ (6)	Bowling (6)	Henry (6)	Langlo (3) Ash (3)		

## DEFENSE

		DE	DT	NT	BAN
		Davis (6)	Robbins (6)	Medina (6)	Williams (6)
CB	SPEAR	MLB	WLB	CB	
White (5) Strait (1)	Lafayette (6)	Cattledge (5) Hodge (1)	Stringer (6)	Levine (6)	
		FS	SS		
		Powe (5) Carter (1)	Daniel-Sisavanh (6)		

(#) Indicates times started at designated position.

Starts are calculated by depth chart position heading into game not playing first snap of game.

## GAME-BY-GAME OFFENSIVE STARTERS

Game	WR-Z	WR-H	WR-X	TE	LT	LG	C	RG	RT	QB	RB
Nicholls	Dortch	Higgins	Mothershed	Conner	Prather	Russ	Bowling	Henry	Langlo	Crowder	Lovett
Clemson	Dortch	Higgins	Mothershed	Conner	Prather	Russ	Bowling	Henry	Langlo	Crowder	Meadows
Memphis	Dortch	Higgins	Mothershed	Conner	Prather	Russ	Bowling	Henry	Langlo	Crowder	Meadows
Buffalo	Dortch	Higgins	Mothershed	Conner	Prather	Russ	Bowling	Henry	Ash	Kilcrease	Meadows
South Alabama	Epps	Higgins	Mothershed	Conner	Prather	Russ	Bowling	Henry	Ash	Kilcrease	Meadows
Texas State	Epps	Higgins	Mothershed	Conner	Prather	Russ	Bowling	Henry	Ash	Kilcrease	Meadows
ULM											
Louisiana											
Arkansas State											
Old Dominion											
Georgia State											
Southern Miss											

## GAME-BY-GAME DEFENSIVE STARTERS

Game	BANDIT	NT	DT	DE	MLB	WLB	SPEAR	FS	SS	CB	CB
Nicholls	Williams	Medina	Robbins	Davis	Cattledge	Stringer	Lafayette	Powe	Daniel-Sisavanh	White	Levine
Clemson	Williams	Medina	Robbins	Davis	Cattledge	Stringer	Lafayette	Powe	Daniel-Sisavanh	White	Levine
Memphis	Williams	Medina	Robbins	Davis	Cattledge	Stringer	Lafayette	Powe	Daniel-Sisavanh	White	Levine
Buffalo	Williams	Medina	Robbins	Davis	Cattledge	Stringer	Lafayette	Carter	Daniel-Sisavanh	White	Levine
South Alabama	Williams	Medina	Robbins	Davis	Hodge	Stringer	Lafayette	Powe	Daniel-Sisavanh	White	Levine
Texas State	Williams	Medina	Robbins	Davis	Cattledge	Stringer	Lafayette	Powe	Daniel-Sisavanh	Strait	Levine
ULM											
Louisiana											
Arkansas State											
Old Dominion											
Georgia State											
Southern Miss											

GAME.....	SCORE	FIRST DOWNS		RUSHING NO-YDS-TD	C-A-I	PASSING		TOT OFF PL-YDS	PUNTS NO-AVG	FUM F-L	PENALTIES NO-YDS	TIME OF	
		TOT	RU-PA-PE			YDS	TD					3DN	POSS
Troy.....	38	23	13-9-1	44-272-2	14-24-0	144	3	68-416	3-54.0	0-0	8-100	9-15	30:47
Nicholls.....	20	16	4-7-5	25-65-1	21-27-1	184	1	52-249	4-37.2	0-0	6-45	4-11	29:13
Troy.....	16	16	8-8-0	32-78-0	19-31-3	223	1	63-301	3-42.0	0-0	10-97	5-13	33:01
at Clemson.....	27	17	6-8-3	31-120-1	18-24-1	196	2	55-316	3-45.0	1-1	3-30	5-12	26:59
Troy.....	7	12	4-5-3	23-40-0	12-32-1	72	0	55-112	11-48.2	0-0	4-20	4-15	23:05
Memphis .....	28	22	14-8-0	45-217-3	17-27-0	213	1	72-430	6-41.3	1-1	7-65	6-15	36:55
Troy.....	21	22	11-10-1	47-163-2	19-36-1	202	1	83-365	5-52.2	4-1	5-60	10-21	32:52
at Buffalo .....	17	14	6-7-1	34-125-2	14-28-0	153	0	62-278	8-41.6	1-0	5-30	6-17	27:08
Troy.....	31	20	10-9-1	45-217-2	13-21-1	203	2	66-420	3-47.7	1-1	3-15	5-15	29:49
South Alabama .....	24	18	13-5-0	56-265-1	10-15-0	104	2	71-369	5-49.8	0-0	7-45	8-17	30:11
Troy.....	48	27	3-20-4	32-43-1	30-41-0	415	5	73-458	3-48.7	0-0	5-35	5-14	28:59
at Texas State.....	41	21	11-10-0	53-326-5	19-22-0	248	0	75-574	1-39.0	0-0	10-79	10-17	31:01



#0 ROMAN MOTHERSHED

WR | So. | 6-4 | 208

Montgomery, Ala. | Pike Road HS | Independence CC

CAREER RUSHING STATISTICS

YEAR	GP/GS	ATT	Yds	TD	Y/C	LG
2024	10/3	2	10	0	5.0	8
2025	6/6	0	0	0	0	0
TOTAL	16/9	2	10	0	5.0	8

CAREER RECEIVING STATISTICS

YEAR	GP/GS	ATT	Yds	TD	Y/C	LG
2024	10/3	4	38	0	9.5	29
2025	6/6	18	201	1	11.2	29
TOTAL	16/9	22	239	1	10.9	29

GAME-BY-GAME RUSHING/RECEIVING

2024	RUSHING				RECEIVING			
	ATT	Yds	TD	LG	REC	Yds	TD	LG
Nevada	0	0	0	0	0	0	0	0
Memphis	0	0	0	0	0	0	0	0
Florida A&M	0	0	0	0	0	0	0	0
Texas State	0	0	0	0	0	0	0	0
South Alabama	0	0	0	0	0	0	0	0
Arkansas State	0	0	0	0	0	0	0	0
Coastal Carolina	2	10	0	8	1	29	0	29
Georgia Southern	0	0	0	0	0	0	0	0
Louisiana	0	0	0	0	3	9	0	8
Southern Miss	0	0	0	0	0	0	0	0

2025

ATT	Yds	TD	LG	REC	Yds	TD	LG	
Nicholls	0	0	0	0	2	32	1	27
Clemson	0	0	0	0	0	0	0	0
Memphis	0	0	0	0	8	58	0	25
Buffalo	0	0	0	0	3	52	0	29
South Alabama	0	0	0	0	2	26	0	16
Texas State	0	0	0	0	3	33	0	16

CAREER HIGHS

Rushing Att: 2 vs. Coastal Carolina, Nov. 2, 2024

Rushing Yards: 10 vs. Coastal Carolina, Nov. 2, 2024

Rushing TDs: N/A

Long Rush: 8 vs. Coastal Carolina, Nov. 2, 2024

Receptions: 8 vs. Memphis, Sept. 13, 2025

Receiving Yards: 58 vs. Memphis, Sept. 13, 2025

Receiving TDs: 1 vs. Nicholls, Aug. 30, 2025

Long Reception: 29 (2x) vs. Buffalo, Sept. 20, 2025

#0 JAH-MAL WILLIAMS

BAN | Sr. | 6-4 | 240

Carver Ranches, Fla. | Cardinal Gibbons HS | Cincinnati

CAREER DEFENSIVE STATISTICS

YEAR	GP/GS	UA	At	Tot	TFL-Yd	Sk-Yd	FF	FR	INT	PD
2023 *	10/0	3	3	6	0-0	0-0	0	0	0	0
2024	11/2	11	19	30	2.0-7	1.0-3	0	1	0	0
2025	6/6	9	8	17	2.5-17	2.5-17	0	0	0	0
CINCY	10/0	3	3	6	0-0	0-0	0	0	0	0
TROY	17/8	20	27	47	4.5-24	3.5-20	0	1	0	0
TOTAL	27/8	23	30	53	4.5-24	3.5-20	0	1	0	0

GAME-BY-GAME DEFENSE

2023

UT	AT	Tot	TFL-Y	SK-Y	FF	FR	INT	PD	
Eastern Kentucky	1	2	3	0.0-0	0.0-0	0	0	0	0
Pittsburgh	0	0	0	0.0-0	0.0-0	0	0	0	0
Miami (OH)	0	1	1	0.0-0	0.0-0	0	0	0	0
Oklahoma	0	0	1	0.0-0	0.0-0	0	0	0	0
BYU	0	0	0	0.0-0	0.0-0	0	0	0	0
Iowa State	0	0	0	0.0-0	0.0-0	0	0	0	0
Oklahoma State	0	0	0	0.0-0	0.0-0	0	0	0	0
UCF	1	0	1	0.0-0	0.0-0	0	0	0	0
Houston	1	0	1	0.0-0	0.0-0	0	0	0	0
Kansas	0	0	0	0.0-0	0.0-0	0	0	0	0

2024

UT	AT	Tot	TFL-Y	SK-Y	FF	FR	INT	PD	
Nevada	0	1	1	0.0-0	0.0-0	0	0	0	0
Memphis	1	0	1	0.0-0	0.0-0	0	0	0	0
Florida A&M	1	3	4	0.5-2	0.0-0	0	0	0	0
ULM	0	3	3	0.0-0	0.0-0	0	0	0	0

Texas State 3 2 5 1.0-3 1.0-3 0 0 0 0

South Alabama 2 1 3 0.0-0 0.0-0 0 0 0 0

Arkansas State 2 2 4 0.0-0 0.0-0 0 1 0 0

Coastal Carolina 0 5 5 0.5-2 0.0-0 0 0 0 0

Georgia Southern 1 1 2 0.0-0 0.0-0 0 0 0 0

Louisiana 0 0 0 0.0-0 0.0-0 0 0 0 0

Southern Miss 1 1 2 0.0-0 0.0-0 0 0 0 0

2025

UT AT Tot TFL-Y SK-Y FF FR INT PD

Nicholls 1 4 5 0.5-3 0.5-3 0 0 0 0

Clemson 1 0 1 1.0-11 1.0-11 0 0 0 0

Memphis 1 0 1 0.0-0 0.0-0 0 0 0 0

Buffalo 2 2 4 0.0-0 0.0-0 0 0 0 0

South Alabama 2 0 2 0.0-0 0.0-0 0 0 0 0

Texas State 1 3 4 0.5-1 0.5-1 0 0 0 0

CAREER HIGHS

Tackles: 5 vs. Texas State, Oct. 3, 2024

Tackles for Loss: 1.0 vs. Texas State, Oct. 3, 2024

Sacks: 1.0 vs. Texas State, Oct. 3, 2024

Interceptions: N/A

Passes Defended: N/A

#1 JORDAN LOVETT

RB | So. | 5-10 | 197

Statesboro, Ga. | Statesboro HS

CAREER RUSHING STATISTICS

YEAR	GP/GS	ATT	Yds	TD	Y/C	LG
2023	4/0	13	48	0	3.7	10
2024	5/0	17	53	1	3.1	9
2025	5/1	36	149	0	4.1	21
TOTAL	14/1	66	250	1	3.8	21

CAREER RECEIVING STATISTICS

YEAR	GP/GS	REC	Yds	TD	Y/C	LG
2023	4/0	1	-1	0	-1.0	-1
2024	5/0	8	56	0	7.0	26
2025	5/1	5	18	0	3.6	8
TOTAL	14/1	14	73	0	5.2	26

CAREER KICKOFF RETURN STATISTICS

YEAR	GP/GS	ATT	Yds	TD	Avg.	LG
2023	4/0	0	0	0	0.0	0
2024	5/0	4	61	0	15.2	24
2025	5/1	0	0	0	0	0
TOTAL	14/1	4	61	0	15.2	24

GAME-BY-GAME RUSHING/RECEIVING

2023

RUSHING				RECEIVING				
ATT	Yds	TD	LG	REC	Yds	TD	LG	
Stephen F. Austin	6	25	0	6	1	-1	0	-1
Kansas State	0	0	0	0	0	0	0	0
James Madison	1	6	0	6	0	0	0	0
Southern Miss	6	17	0	10	0	0	0	0

2024

ATT	Yds	TD	LG	REC	Yds	TD	LG	
Nevada	3	20	0	8	2	-2	0	1
Memphis	7	10	0	5	0	0	0	0
Georgia Southern	4	11	0	4	3	23	0	10
Louisiana	0	0	0	0	2	9	0	7
Southern Miss	3	12	1	9	1	26	0	26

2025

ATT	Yds	TD	LG	REC	Yds	TD	LG	
Nicholls	10	31	0	10	1	5	0	5
Clemson	2	2	0	2	1	3	0	3
Memphis	8	50	0	15	1	1	0	1
Buffalo	8	27	0	8	1	1	0	1
South Alabama	8	39	0	21	1	8	0	8

GAME-BY-GAME KICKOFF RETURNS

2024

ATT	Yds	TD	LG	
Nevada	3	43	0	24
Memphis	1	18	0	18

CAREER HIGHS

Rushing Att: 10 vs. Nicholls, Aug. 30, 2025

Rushing Yards: 50 vs. Memphis, Sept. 13, 2025

Rushing TDs: 1 vs. Southern Miss, Nov. 30, 2024

Long Rush: 21 vs. South Alabama, Oct. 4, 2025

Receiving Yards: 26 vs. Southern Miss, Nov. 30, 2024

Receiving TDs: N/A

Long Reception: 26 vs. Southern Miss, Nov. 30, 2024

Kickoff Return: 24 vs. Nevada, Aug. 31, 2024

#1 LUIS MEDINA

DT | Sr. | 6-1 | 305

Summerville, Ga. | Chattooga HS

CAREER DEFENSIVE STATISTICS

YEAR	GP/GS	UA	At	Tot	TFL-Yd	Sk-Yd	FF	FR	INT	PD
2020	11/1	13	17	30	1.5-8	1.5-8	1	0	0	0
2021	10/4	11	17	28	2.5-18	2.5-18	0	0	0	0
2022	3/0	1	2	3	0.5-2	0-0	0	0	0	0
2023	14/2	11	12	23	2.0-13	1.0-12	0	0	0	0
2024	9/9	8	9	17	1.0-4	0.0-0	0	0	0	0
2025	6/6	6	12	18	2.5-13	1.5-12	1	0	0	0
TOTAL	53/22	50	69	119	10.0-58	6.5-50	2	0	0	0

GAME-BY-GAME DEFENSE

2020

UT	AT	Tot	TFL-Y	SK-Y	FF	FR	INT	PD	
Middle Tennessee	2	0	2	0.0-0	0.0-0	0	0	0	0
BYU	3	2	5	0.0-0	0.0-0	0	0	0	0
Texas State	1	2	3	0.0-0	0.0-0	0	0	0	0
Eastern Kentucky	0	1	1	0.0-0	0.0-0	0	0	0	0
Georgia State	0	0	0	0.0-0	0.0-0	0	0	0	0
Arkansas State	0	0	0	0.0-0	0.0-0	0	0	0	0
Georgia Southern	0	4	4	0.0-0	0.0-0	0	0	0	0
Middle Tennessee	4	2	6	1.0-5	1.0-5	0	0	0	0
App State	1	4	5	0.0-0	0.0-0	1	0	0	0
South Alabama	1	1	2	0.5-3	0.5-3	0	0	0	0
Coastal Carolina	1	1	2	0.0-0	0.0-0	0	0	0	0

2021

UT	AT	Tot	TFL-Y	SK-Y	FF	FR	INT	PD	
Southern	2	0	2	1.0-7	1.0-7	0	0	0	0
Liberty	0	4	4	0.5-2	0.5-2	0	0	0	0
Southern Miss	3	3	6	1.0-9	1.0-9	0	0	0	0
ULM	0	0	0	0.0-0	0.0-0	0	0	0	0
Texas State	0	1	1	0.0-0	0.0-0	0	0	0	0
Coastal Carolina	0	0	0	0.0-0	0.0-0	0	0	0	0
South Alabama	0	2	0	0.0-0	0.0-0	0	0	0	0
Louisiana	3	1	4	0.0-0	0.0-0	0	0	0	0
App State	2	5	7	0.0-0	0.0-0	0	0	0	0
Georgia State	1	1	2	0.0-0	0.0-0	0	0	0	0

2022

UT	AT	Tot	TFL-Y	SK-Y	FF	FR	INT	PD	
Ole Miss	1	0	1	0.0-0	0.0-0	0	0	0	0
Alabama A&M	0	1	1	0.5-2	0.0-0	0	0	0	0
App State	0	1	1	0.0-0	0.0-0	0	0	0	0

2023

UT	AT	Tot	TFL-Y	SK-Y	FF	FR	INT	PD	
Stephen F. Austin	0	1	1	0.0-0	0.0-0	0	0	0	0
Kansas State	3	0	3	0.0-0	0.0-0	0	0	0	0
James Madison	1	1	2	0.0-0	0.0-0	0	0	0	0
Western Kentucky	0	0	0	0.0-0	0.0-0	0	0	0	0
Georgia State	3	2	5	0.0-0	0.0-0	0	0	0	0
Arkansas State	0	0	0	0.0-0	0.0-0	0	0	0	0
Army	1	4	5	0.0-0	0.0-0	0	0	0	0
Texas State	1	0	1	1.0-1	0.0-0	0	0	0	0
South Alabama	0	0	0	0.0-0	0.0-0	0	0	0	0
ULM	0	2	2	0.0-0	0.0-0	0	0	0	0
Louisiana	0	1	1	0.0-0	0.0-0	0	0	0	0
Southern Miss	1	1	2	1.0-12	1.0-12	0	0	0	0
App State	1	0	1	0.0-0	0.0-0	0	0	0	0
Duke	0	0	0	0.0-0	0.0-0	0	0	0	0

2024

UT	AT	Tot	TFL-Y	SK-Y	FF	FR	INT	PD	
Nevada	2	3	5	0.0-0	0.0-0	0	0	0	0
Memphis	0	0	0	0.0-0	0.0-0	0	0	0	0
Iowa	1	0	1	0.0-0	0.0-0	0	0	0	0
Florida A&M	1	1	2	0.0-0	0.0-0	0	0	0	0
ULM	1	0	1	0.0-0	0.0-0	0	0	0	0
Coastal Carolina	1	0	1	0.0-0	0.0-0	0	0	0	0
Georgia Southern	0	1	1	0.0-0	0.0-0	0	0	0	0
Louisiana	1	1	2	0.0-0	0.0-0	0	0	0	0
Southern Miss	1	3	4	1.0-4	0.0-0	0	0	0	0

2025	UT	AT	Tot	TFL-Y	SK-Y	FF	FR	INT	PD
Nicholls	1	2	3	1.0-7	1.0-7	0	0	0	0
Clemson	0	1	1	0.0-0	0.0-0	0	0	0	0
Memphis	0	2	2	0.5-5	0.5-5	0	0	0	0
Buffalo	1	3	4	1.0-1	0.0-0	1	0	0	0
South Alabama	2	4	6	0.0-0	0.0-0	0	0	0	0
Texas State	2	0	2	0.0-0	0.0-0	0	0	0	0

CAREER HIGHS

Tackles:	7 vs. App State, Nov. 20, 2021
Tackles for Loss:	1.0 (8x), vs. Buffalo, Sept. 20, 2025
Sacks:	1.0 (5x) vs. Nicholls, Aug. 30, 2025
Interceptions:	N/A
Passes Defended:	N/A

#2 STEVEN CATTLEDGE

LB | Sr. | 6-3 | 236  
Columbus, Miss. | Columbus HS | East Miss CC

CAREER DEFENSIVE STATISTICS

YEAR	GP/GS	UA	At	Tot	TFL-Yd	Sk-Yd	FF	FR	INT	PD
2023	4/1	4	6	10	1.0-1	0.0-0	0	0	0	0
2024	11/0	5	17	22	1.0-0	0.5-0	0	0	0	0
2025	6/5	8	6	14	1.5-5	1.0-4	0	0	0	0
TOTAL	21/6	17	29	46	3.5-6	1.5-4	0	0	0	0

GAME-BY-GAME DEFENSE

2023	UT	AT	Tot	TFL-Y	SK-Y	FF	FR	INT	PD
Stephen F. Austin	0	2	2	0.0-0	0.0-0	0	0	0	0
Kansas State	0	1	1	0.0-0	0.0-0	0	0	0	0
App State	2	1	3	0.0-0	0.0-0	0	0	0	0
Duke	2	2	4	1.0-1	0.0-0	0	0	0	0

2024	UT	AT	Tot	TFL-Y	SK-Y	FF	FR	INT	PD
Nevada	0	1	1	0.0-0	0.0-0	0	0	0	0
Memphis	0	0	0	0.0-0	0.0-0	0	0	0	0
Iowa	0	1	1	0.0-0	0.0-0	0	0	0	0
Florida A&M	2	3	5	0.5-0	0.0-0	0	0	0	0
ULM	0	2	2	0.0-0	0.0-0	0	0	0	0
Texas State	2	2	4	0.0-0	0.0-0	0	0	0	0
South Alabama	0	3	3	0.0-0	0.0-0	0	0	0	0
Arkansas State	0	0	0	0.0-0	0.0-0	0	0	0	0
Coastal Carolina	1	3	4	0.5-0	0.5-0	0	0	0	0
Georgia Southern	0	1	1	0.0-0	0.0-0	0	0	0	0
Southern Miss	0	1	1	0.0-0	0.0-0	0	0	0	0

2025	UT	AT	Tot	TFL-Y	SK-Y	FF	FR	INT	PD
Nicholls	1	1	2	0.5-1	0.0-0	0	0	0	0
Clemson	2	0	2	0.0-0	0.0-0	0	0	0	0
Memphis	0	1	1	0.0-0	0.0-0	0	0	0	0
Buffalo	0	3	3	0.0-0	0.0-0	0	0	0	0
South Alabama	1	0	1	0.0-0	0.0-0	0	0	0	0
Texas State	4	1	5	1.0-4	1.0-4	0	0	0	0

CAREER HIGHS

Tackles:	5 (2x) at Texas State, Oct. 11, 2025
Tackles for Loss:	1.0 (2x) at Texas State, Oct. 11, 2025
Sacks:	1.0 at Texas State, Oct. 11, 2025
Interceptions:	N/A
Passes Defended:	N/A

#2 PEYTON HIGGINS

WR | Sr. | 5-10 | 180  
Florence, Ala. | Mars Hill Bible

CAREER RUSHING STATISTICS

YEAR	GP/GS	ATT	Yds	TD	Y/C	LG
2021	2/0	0	0	0	0	0
2022	12/0	0	0	0	0	0
2023	13/0	1	3	0	3.0	3
2024	12/12	1	-3	0	-3.0	-3
2025	6/6	0	0	0	0	0
TOTAL	46/18	2	0	0	0.0	3

CAREER RECEIVING STATISTICS

YEAR	GP/GS	ATT	Yds	TD	Y/C	LG
2021	2/0	0	0	0	0	0
2022	13/0	5	92	1	18.4	39
2023	14/0	12	167	0	13.9	32

2024	12/12	31	301	1	9.7	37
2025	6/6	11	78	0	7.1	19
TOTAL	46/18	59	638	2	10.8	39

CAREER KICKOFF RETURN STATISTICS

YEAR	GP/GS	ATT	Yds	TD	Avg.	LG
2021	2/0	0	0	0	0	0
2022	13/0	3	35	0	11.7	18
2023	14/0	1	14	0	14.0	14
2024	12/12	2	31	0	15.5	17
2025	6/6	4	47	0	11.8	21
TOTAL	46/18	10	127	0	12.7	21

CAREER PUNT RETURN STATISTICS

YEAR	GP/GS	ATT	Yds	TD	Avg.	LG
2021	2/0	0	0	0	0	0
2022	13/0	0	0	0	0	0
2023	14/0	0	0	0	0	0
2024	12/12	2	10	0	5.0	9
2025	6/6	10	83	0	8.3	32
TOTAL	46/18	12	93	0	7.8	32

GAME-BY-GAME RUSHING/RECEIVING

	RUSHING				RECEIVING			
	ATT	Yds	TD	LG	REC	Yds	TD	LG
2022								
Ole Miss	0	0	0	0	2	11	0	6
Alabama A&M	0	0	0	0	2	77	1	39
App State	0	0	0	0	0	0	0	0
Marshall	0	0	0	0	0	0	0	0
Southern Miss	0	0	0	0	0	0	0	0
Texas State	0	0	0	0	0	0	0	0
South Alabama	0	0	0	0	0	0	0	0
Louisiana	0	0	0	0	0	0	0	0
Army	0	0	0	0	0	0	0	0
ULM	1	4	0	0	0	0	0	0
Arkansas State	0	0	0	0	0	0	0	0
Coastal Carolina	0	0	0	0	0	0	0	0
UTSA	0	0	0	0	0	0	0	0

2023	ATT	Yds	TD	LG	REC	Yds	TD	LG
Stephen F. Austin	0	0	0	0	1	32	0	32
Kansas State	0	0	0	0	2	17	0	12
James Madison	0	0	0	0	0	0	0	0
Western Kentucky	0	0	0	0	0	0	0	0
Georgia State	0	0	0	0	1	18	0	18
Arkansas State	0	0	0	0	0	0	0	0
Army	0	0	0	0	0	0	0	0
Texas State	0	0	0	0	2	16	0	12
South Alabama	0	0	0	0	0	0	0	0
ULM	0	0	0	0	0	0	0	0
Louisiana	0	0	0	0	0	0	0	0
Southern Miss	0	0	0	0	2	21	0	17
App State	1	3	0	3	0	0	0	0
Duke	0	0	0	0	4	63	0	30

2024	ATT	Yds	TD	LG	REC	Yds	TD	LG
Nevada	0	0	0	0	4	38	0	19
Memphis	0	0	0	0	7	53	0	15
Iowa	0	0	0	0	1	0	0	0
Florida A&M	0	0	0	0	2	13	0	11
ULM	0	0	0	0	1	7	0	7
Texas State	1	-3	0	0	5	76	0	30
South Alabama	0	0	0	0	4	21	0	7
Arkansas State	0	0	0	0	2	27	1	26
Coastal Carolina	0	0	0	0	0	0	0	0
Georgia Southern	0	0	0	0	3	48	0	37
Louisiana	0	0	0	0	0	0	0	0
Southern Miss	0	0	0	0	2	18	0	13

2025	ATT	Yds	TD	LG	REC	Yds	TD	LG
Nicholls	0	0	0	0	2	21	0	14
Clemson	0	0	0	0	1	4	0	4
Memphis	0	0	0	0	2	0	0	5
Buffalo	0	0	0	0	2	13	0	7
South Alabama	0	0	0	0	0	0	0	0
Texas State	0	0	0	0	4	40	0	19

GAME-BY-GAME KICKOFF RETURNS

2022	ATT	Yds	TD	LG
Southern Miss	2	17	0	17
Arkansas State	1	18	0	18

2023	ATT	Yds	TD	LG
ULM	1	14	0	14

2024	ATT	Yds	TD	LG
Florida A&M	1	17	0	17
Coastal Carolina	1	14	0	14

2025	ATT	Yds	TD	LG
Nicholls	3	40	0	21
Buffalo	1	7	0	7

GAME-BY-GAME PUNT RETURNS

2024	ATT	Yds	TD	LG
Nevada	1	9	0	0
Southern Miss	1	1	0	1

2025	ATT	Yds	TD	LG
Clemson	1	1	0	1
Buffalo	5	17	0	9
South Alabama	4	65	0	32

CAREER HIGHS

Rushing Att:	1 (2x) vs. Texas State, Oct. 3, 2024
Rushing Yards:	3 vs. App State, Dec. 2, 2023
Rushing TDs:	N/A
Long Rush:	3 vs. App State, Dec. 2, 2023
Receptions:	7 vs. Memphis, Sept. 7, 2024
Receiving Yards:	77 vs. Alabama A&M, Sept. 10, 2022
Receiving TDs:	1 (2x) vs. Arkansas State, Oct. 26, 2024
Long Reception:	39 vs. Alabama A&M, Sept. 10, 2022
Kickoff Return:	21 vs. Nicholls, Aug. 30, 2025
Punt Return:	32 vs. South Alabama, Oct. 4, 2025

#3 TREY COOLEY

WR | R-Sr. | 5-10 | 208  
Raleigh, N.C. | Kinghtdale HS | Ga. Tech | Louisville

CAREER RUSHING STATISTICS

YEAR	GP/GS	ATT	Yds	TD	Y/C	LG
2021 *	12/1	86	431	1	5.0	28
2022 *	7/2	59	278	2	4.7	26
2023 *	12/	64	274	3	4.3	23
2024 *	2/	6	26	0	4.3	8
LOU	19/	145	709	3	4.9	28
GT	14/	70	300	3	4.3	23
TOTAL	33/	215	1009	6	4.7	30.6

CAREER RECEIVING STATISTICS

YEAR	GP/GS	ATT	Yds	TD	Y/C	LG
2021 *	12/0	12	173	2	14.4	48
2022 *	7/0	9	66	1	7.3	17
2023 *	12/	11	112	1	10.2	55
2024 *	2/	1	4	0	4.0	4
LOU	19/	21	239	3	11.4	48
GT	14/	12	116	1	9.7	55
TOTAL	33/	33	355	4	10.8	55

GAME-BY-GAME RUSHING/RECEIVING

	RUSHING				RECEIVING			
	ATT	Yds	TD	LG	REC	Yds	TD	LG
2021								
Ole Miss	0	0	0	0	0	0	0	0
Eastern Kentucky	0	0	0	0	0	0	0	0
UCF	3	3	0	6	2	57	1	45
Wake Forest	0	0	0	0	0	0	0	0
Virginia	6	7	0	3	0	0	0	0
Boston College	0	0	0	0	0	0	0	0
NC State	0	0	0	0	0	0	0	0
Clemson	0	0	0	0	0	0	0	0
Syracuse	0	0	0	0	0	0	0	0
Duke	0	0	0	0	0	0	0	0
Kentucky	0	0	0	0	0	0	0	0
Air Force	0	0	0	0	0	0	0	0

2022	Att	Yds	TD	Lg	Rec	Yds	TD	Lg
Syracuse	0	0	0	0	0	0	0	0
Florida State	10	34	1	11	4	36	1	-
South Florida	11	75	0	22	1	4	0	4
Boston College	6	14	0	7	1	16	0	16
Virginia	18	77	1	13	0	0	0	0
Pittsburgh	11	75	0	26	2	14	0	-
Wake Forest	3	3	0	3	1	-4	0	-4

2023	Att	Yds	TD	Lg	Rec	Yds	TD	Lg
Louisville	9	52	2	23	0	0	0	0
SC State	10	93	1	21	2	61	1	55
Ole Miss	13	51	0	15	4	5	0	9
Wake Forest	7	12	0	6	2	8	0	7
Bowling Green	2	3	0	2	1	-5	0	-5
Miami	9	24	0	13	0	0	0	0
Boston College	9	12	0	9	1	37	0	37
North Carolina	2	8	0	5	1	6	0	6
Clemson	0	0	0	0	0	0	0	0
Syracuse	0	0	0	0	0	0	0	0
Georgia	0	0	0	0	0	0	0	0
UCF	0	0	0	0	0	0	0	0

2024	Att	Yds	TD	Lg	Rec	Yds	TD	Lg
Florida State	0	0	0	0	0	0	0	0
Miami	6	26	0	8	1	4	0	4
NC State	0	0	0	0	0	0	0	0

CAREER HIGHS

Rushing Att:	18 (2x) vs. Virginia, Oct. 8, 2022
Rushing Yards:	112 vs. Boston College, Oct. 23, 2021
Rushing TDs:	2, vs. Louisville, Sept. 1, 2023
Long Rush:	28 vs. Boston College, Oct. 23, 2021
Receptions:	4 (2x) at Ole Miss, Sept. 16, 2023
Receiving Yards:	61 vs. SC State, Sept. 9, 2023
Receiving TDs:	1 (4x) vs. SC State, Sept. 9, 2023

#3 DEVIN LAFAYETTE

SPR | Sr. | 6-2 | 210  
Brunswick, Ga. | Brunswick HS | Northern Illinois

CAREER DEFENSIVE STATISTICS

YEAR	GP/GS	UA	At	Tot	TFL-Yd	Sk-Yd	FF	FR	INT	PD
2020 *	6/6	21	15	36	1.0-8	1.0-8	0	0	1	0
2021 *	1/1	2	2	4	0.0-0	0.0-0	0	0	0	1
2022 *	11/6	19	25	44	2.0-7	0.5-5	1	0	1	2
2023	11/0	22	17	39	1.5-6	0.5-3	2	0	0	2
2024	10/10	29	22	51	6.0-17	0.0-0	1	0	0	1
2025	6/6	27	32	59	1.0-9	1.0-9	0	0	0	2
UNI	29/13	64	59	123	4.5-21	2.0-16	3	0	2	5
TROY	16/16	56	54	110	7.0-26	1.0-9	1	0	0	3
TOTAL	45/29	120	113	233	11.5-47	3.0-25	4	0	2	8

GAME-BY-GAME DEFENSE

2020	UT	AT	Tot	TFL-Y	SK-Y	FF	FR	INT	PD
Boston College	2	3	5	0.0-0	0.0-0	0	0	0	0
Central Michigan	0	2	0	0.0-0	0.0-0	0	0	0	0
Ball State	6	4	10	1.0-8	1.0-8	0	0	0	0
Western Michigan	2	1	3	0.0-0	0.0-0	0	0	0	0
Toledo	8	5	13	0.0-0	0.0-0	0	0	1	0
Eastern Michigan	1	2	3	0.0-0	0.0-0	0	0	0	0

2021	UT	AT	Tot	TFL-Y	SK-Y	FF	FR	INT	PD
Georgia Tech	2	2	4	0.0-0	0.0-0	0	0	0	1

2022	UT	AT	Tot	TFL-Y	SK-Y	FF	FR	INT	PD
Tulsa	1	4	5	0.5-1	0.0-0	0	0	0	0
Kentucky	1	6	7	0.0-0	0.0-0	1	0	0	0
Ball State	5	5	10	0.0-0	0.0-0	0	0	1	0
Toledo	0	2	0	0.0-0	0.0-0	0	0	0	0
Eastern Michigan	3	0	3	0.0-0	0.0-0	0	0	0	0
Ohio	3	2	5	0.0-0	0.0-0	0	0	0	0
Central Michigan	2	3	5	0.0-0	0.0-0	0	0	0	0
Western Michigan	0	0	0	0.0-0	0.0-0	0	0	0	0
Miami (OH)	3	3	6	1.5-6	0.5-5	0	0	0	0
Akron	1	0	1	0.0-0	0.0-0	0	0	0	0

2023	UT	AT	Tot	TFL-Y	SK-Y	FF	FR	INT	PD
Boston College	2	1	3	0.0-0	0.0-0	0	0	0	0
Southern Illinois	4	0	4	0.0-0	0.0-0	0	0	0	0
Nebraska	1	4	5	0.0-0	0.0-0	0	0	0	0
Tulsa	3	2	5	1.0-4	0.5-3	1	0	0	0
Toledo	2	2	4	0.0-0	0.0-0	1	0	0	0
Akron	2	2	4	0.5-2	0.0-0	0	0	0	0
Ohio	2	1	3	0.0-0	0.0-0	0	0	0	0
Eastern Michigan	2	0	2	0.0-0	0.0-0	0	0	0	0
Central Michigan	4	3	7	0.0-0	0.0-0	0	0	0	0
Ball State	0	1	1	0.0-0	0.0-0	0	0	0	0
Western Michigan	0	1	1	0.0-0	0.0-0	0	0	0	0

2024	UT	AT	Tot	TFL-Y	SK-Y	FF	FR	INT	PD
Nevada	3	5	8	1.0-6	0.0-0	1	0	0	1
Memphis	2	1	3	1.0-1	0.0-0	0	0	0	0
Iowa	3	1	4	0.0-0	0.0-0	0	0	0	0
Florida A&M	3	0	3	0.0-0	0.0-0	0	0	0	0
ULM	1	7	8	1.0-2	0.0-0	0	0	0	0
South Alabama	1	2	3	0.0-0	0.0-0	0	0	0	0
Arkansas State	8	2	10	1.0-3	0.0-0	0	0	0	0
Coastal Carolina	3	1	4	2.0-5	0.0-0	0	0	0	0
Georgia Southern	3	3	6	0.0-0	0.0-0	0	0	0	0
Louisiana	2	0	2	0.0-0	0.0-0	0	0	0	0

2025	UT	AT	Tot	TFL-Y	SK-Y	FF	FR	INT	PD
Nicholls	2	5	7	1.0-9	1.0-9	0	0	0	0
Clemson	4	3	7	0.0-0	0.0-0	0	0	0	1
Memphis	4	5	9	0.0-0	0.0-0	0	0	0	1
Buffalo	2	7	9	0.0-0	0.0-0	0	0	0	0
South Alabama	9	10	19	0.0-0	0.0-0	0	0	0	0
Texas State	6	2	8	0.0-0	0.0-0	0	0	0	0

CAREER HIGHS

Tackles:	19 vs South Alabama, Oct. 4, 2025
Tackles for Loss:	2.0 vs. Coastal Carolina, Nov. 2, 2024
Sacks:	2.0 (2x) vs. Nicholls, Aug. 30, 2025
Interceptions:	1 (2x) vs. Ball State, Oct. 1, 2022
Passes Defended:	1 (4x) vs. Memphis, Sept. 13, 2025

#4 JARRIS WILLIAMS

RB | Sr. | 5-10 | 210  
Mobile, Ala. | Blount HS

CAREER RUSHING STATISTICS

YEAR	GP/GS	Att	Yds	TD	Y/C	Lg
2022	9/0	2	4	0	2.0	4
2023	10/0	14	69	1	4.9	25
2024	1/0	2	7	0	3.5	4
2025	4/0	6	14	1	2.3	5
TOTAL	24/0	24	94	2	3.9	25

CAREER RECEIVING STATISTICS

YEAR	GP/GS	REC	Yds	TD	Y/C	Lg
2022	9/0	0	0	0	0	0
2023	10/0	1	0	0	0	0
2024	1/0	0	0	0	0	0
2025	4/0	1	0	0	0	0
TOTAL	24/0	2	0	0	0	0

CAREER KICKOFF RETURN STATISTICS

YEAR	GP/GS	Att	Yds	TD	Avg.	Lg
2022	9/0	4	62	0	15.5	24
2023	10/0	0	0	0	0	0
2024	1/0	0	0	0	0	0
2025	4/0	0	0	0	0	0
TOTAL	24/0	4	62	0	15.5	24

GAME-BY-GAME RUSHING/RECEIVING

	RUSHING				RECEIVING			
2022	Att	Yds	TD	Lg	REC	Yds	TD	Lg
Southern Miss	0	0	0	0	0	0	0	0
Texas State	0	0	0	0	0	0	0	0
South Alabama	0	0	0	0	0	0	0	0
Louisiana	0	0	0	0	0	0	0	0
Army	1	4	0	4	0	0	0	0
ULM	0	0	0	0	0	0	0	0
Arkansas State	1	0	0	0	0	0	0	0
Coastal Carolina	0	0	0	0	0	0	0	0

UTSA	0	0	0	0	0	0	0	0
------	---	---	---	---	---	---	---	---

2023	Att	Yds	TD	Lg	Rec	Yds	TD	Lg
Stephen F. Austin	6	25	0	6	1	-1	0	-1
Kansas State	0	0	0	0	0	0	0	0
James Madison	1	6	0	6	0	0	0	0
Southern Miss	6	17	0	10	0	0	0	0

2024	Att	Yds	TD	Lg	Rec	Yds	TD	Lg
Nevada	3	20	0	8	2	-2	0	1
Memphis	7	10	0	5	0	0	0	0
Georgia Southern	4	11	0	4	3	23	0	10
Louisiana	0	0	0	0	2	9	0	7
Southern Miss	3	12	1	9	1	26	0	26

2025	Att	Yds	TD	Lg	Rec	Yds	TD	Lg
Nicholls	1	1	0	1	0	0	0	0
Buffalo	0	0	0	0	0	0	0	0
South Alabama	0	0	0	0	0	0	0	0
Texas State	5	13	1	5	0	0	0	0

GAME-BY-GAME KICKOFF RETURNS

2022	Att	Yds	TD	Lg
Arkansas State	1	24	0	24
Coastal Carolina	1	16	0	16
UTSA	2	22	0	22

CAREER HIGHS

Rushing Att:	6 vs. Stephen F. Austin, Sept. 2, 2023
Rushing Yards:	48 vs. Stephen F. Austin, Sept. 2, 2023
Rushing TDs:	1 (2x) at Texas State, Oct. 11, 2025
Long Rush:	25 vs. Stephen F. Austin, Sept. 2, 2023
Receptions:	1 vs. Kansas State, Sept. 9, 2023
Receiving Yards:	N/A
Receiving TDs:	N/A
Long Reception:	N/A
Kickoff Return:	24 vs. Arkansas State, Nov. 26, 2022

#4 TJ THOMPSON

LB | R-Jr. | 6-0 | 222  
Bolton, Miss. | Warner Central HS | East Central CC

CAREER DEFENSIVE STATISTICS

YEAR	GP/GS	UA	At	Tot	TFL-Yd	Sk-Yd	FF	FR	INT	PD
2023	14/0	2	5	7	0.0-0	0.0-0	1	0	0	1
2024	4/0	0	0	0	0.0-0	0.0-0	0	0	0	0
2025	6/0	8	10	18	0.0-0	0.0-0	0	0	1	1
TOTAL	24/0	10	15	25	0.0-0	0.0-0	1	0	1	2

GAME-BY-GAME DEFENSE

2023	UT	AT	Tot	TFL-Y	SK-Y	FF	FR	INT	PD
Stephen F. Austin	1	0	1	0.0-0	0.0-0	0	0	0	0
Kansas State	0	0	0	0.0-0	0.0-0	0	0	0	0
James Madison	0	0	0	0.0-0	0.0-0	0	0	0	0
Western Kentucky	0	0	0	0.0-0	0.0-0	0	0	0	0
Georgia State	0	0	0	0.0-0	0.0-0	0	0	0	0
Arkansas State	0	0	0	0.0-0	0.0-0	0	0	0	1
Army	0	0	0	0.0-0	0.0-0	0	0	0	0
Texas State	1	1	2	0.0-0	0.0-0	1	0	0	0
South Alabama	0	0	0	0.0-0	0.0-0	0	0	0	0
ULM	0	0	0	0.0-0	0.0-0	0	0	0	0
Louisiana	0	1	1	0.0-0	0.0-0	0	0	0	0
Southern Miss	0	0	0	0.0-0	0.0-0	0	0	0	0
App State	0	1	1	0.0-0	0.0-0	0	0	0	0
Duke	0	2	2	0.0-0	0.0-0	0	0	0	0

South Alabama	1	1	2	0.0-0	0.0-0	0	0	0	0
Texas State	1	2	3	0.0-0	0.0-0	0	0	0	0

CAREER HIGHS

Tackles:	5 vs. Buffalo, Sept. 20, 2025
Tackles for Loss:	N/A
Sacks:	N/A
Interceptions:	1 vs. Clemson, Sept. 6, 2025
Passes Defended:	1 vs. Arkansas State, Oct. 7, 2023

#5 MOJO DORTCH

WR   Sr.   6-0   172
Lucedale, Miss.   George County HS   Cal   Miss State

CAREER RUSHING STATISTICS

YEAR	GP/GS	ATT	Yds	TD	Y/C	LG
2022 *	1/0	0	0	0	0.0	0
2023 *	0/0	0	0	0	0.0	0
2024	10/0	3	30	0	10.0	15
2025	4/4	2	12	0	6.0	9
TOTAL	15/4	5	42	0	8.4	15

CAREER RECEIVING STATISTICS

YEAR	GP/GS	REC	Yds	TD	Y/C	LG
2022 *	1/0	1	1	0	1.0	1
2023 *	0/0	0	0	0	0.0	0
2024	10/0	2	-2	1	-1.0	7
2025	4/4	7	63	0	9.0	19
MSU	1/0	1	1	0	1.0	1
TROY	14/4	9	61	1	6.8	19
TOTAL	15/4	10	62	1	6.2	19

GAME-BY-GAME RUSHING/RECEIVING

2022	RUSHING				RECEIVING			
	ATT	Yds	TD	LG	REC	Yds	TD	LG
East Tennessee St	0	0	0	0	1	1	0	1

2024	ATT	Yds	TD	LG	REC	Yds	TD	LG
Nevada	0	0	0	0	0	0	0	0
Florida A&M	1	15	0	15	0	0	0	0
ULM	0	0	0	0	0	0	0	0
Texas State	2	15	0	8	1	7	1	7
South Alabama	0	0	0	0	1	-9	0	-9
Arkansas State	0	0	0	0	0	0	0	0
Coastal Carolina	0	0	0	0	0	0	0	0
Georgia Southern	0	0	0	0	0	0	0	0
Louisiana	0	0	0	0	0	0	0	0
Southern Miss	0	0	0	0	0	0	0	0

2025	ATT	Yds	TD	LG	REC	Yds	TD	LG
Nicholls	0	0	0	0	2	19	0	10
Clemson	1	3	0	3	5	43	0	19
Memphis	0	0	0	0	0	0	0	0
Buffalo	1	9	0	9	2	20	0	11

CAREER HIGHS

Rushing Att:	2 vs. Texas State, Oct. 3, 2024
Rushing Yards:	15 (2x), vs. Texas State, Oct. 3, 2024
Rushing TDs:	N/A
Long Rush:	15 vs. Florida A&M, Sept. 21, 2024
Receptions:	3 at Clemson, Sept. 6, 2025
Receiving Yards:	24 at Clemson, Sept. 6, 2025
Receiving TDs:	1 vs. Texas State, Oct. 3, 2024
Long Reception:	19 at Clemson, Sept. 6, 2025

#5 KALENO LEVINE

CB   Sr.   5-11   180
Ft. Worth, Texas   V.R. Eaton HS   Missouri State
Tyler JC   SW Baptist

CAREER DEFENSIVE STATISTICS

YEAR	GP/GS	UA	At	Tot	TFL-Yd	Sk-Yd	FF	FR	INT	PD
2023 *	4/0	6	1	7	1.0-3	0.0-0	0	0	0	1
2024 *	12/10	31	19	50	1.5-2	0.0-0	0	0	0	6
2025	6/6	8	7	15	1.0-2	0.0	0	0	0	2
TOTAL	22/16	45	27	72	3.5-7	0.0-0	0	0	0	9

GAME-BY-GAME DEFENSE

2023	UT	AT	Tot	TFL-Y	SK-Y	FF	FR	INT	PD
North Dakota St	1	1	2	0.0-0	0.0-0	0	0	0	1
Western Illinois	3	0	3	1.0-0	0.0-0	0	0	0	0
Murray State	1	0	1	0.0-0	0.0-0	0	0	0	0
Youngstown State	1	0	1	0.0-0	0.0-0	0	0	0	0

2024	UT	AT	Tot	TFL-Y	SK-Y	FF	FR	INT	PD
Montana	2	0	2	0.0-0	0.0-0	0	0	0	0
Ball State	4	0	4	0.0-0	0.0-0	1	0	0	0
Lindenwood	2	0	2	0.0-0	0.0-0	0	0	0	0
UT Martin	4	3	7	0.0-0	0.0-0	0	0	0	1
Youngstown St	2	1	3	0.0-0	0.0-0	0	0	0	0
Illinois State	4	3	7	0.0-0	0.0-0	0	0	0	0
Indiana State	2	2	4	1.0-1	0.0-0	0	0	0	0
Northern Iowa	0	6	6	0.0-0	0.0-0	0	0	0	0
Southern Illinois	4	1	5	0.0-0	0.0-0	0	0	0	3
Murray State	1	2	3	0.5-1	0.0-0	0	0	0	1
North Dakota St	4	0	4	0.0-0	0.0-0	0	0	0	0
South Dakota St	2	1	3	0.0-0	0.0-0	0	0	0	1

2025	UT	AT	Tot	TFL-Y	SK-Y	FF	FR	INT	PD
Nicholls	1	2	3	0.0-0	0.0-0	0	0	0	0
Clemson	4	1	5	0.0-0	0.0-0	0	0	0	1
Memphis	1	2	3	1.0-2	0.0-0	0	0	0	0
Buffalo	0	2	2	0.0-0	0.0-0	0	0	0	1
South Alabama	0	0	0	0.0-0	0.0-0	0	0	0	0
Texas State	2	0	2	0.0-0	0.0-0	0	0	0	0

CAREER HIGHS

Tackles:	7 (2x) vs. Illinois State, Oct. 19, 2024
Tackles for Loss:	1.0 (3x) vs. Memphis, Sept. 13, 2025
Sacks:	N/A
Interceptions:	N/A
Passes Defended:	3 vs. Southern Illinois, Nov. 2, 2024

#6 JUSTIN POWE

S   Jr.   6-0   204
Mobile, Ala.   Davidson HS

CAREER DEFENSIVE STATISTICS

YEAR	GP/GS	UA	At	Tot	TFL-Yd	Sk-Yd	FF	FR	INT	PD
2023	8/0	2	1	3	0.0-0	0.0-0	0	0	0	1
2024	12/12	38	29	67	2.0-2	1.0-1	0	0	2	4
2025	5/5	11	8	19	0.0-0	0.0-0	0	1	0	0
TOTAL	25/17	51	38	89	2.0-2	1.0-1	0	1	2	5

GAME-BY-GAME DEFENSE

2023	UT	AT	Tot	TFL-Y	SK-Y	FF	FR	INT	PD
Stephen F. Austin	0	0	0	0.0-0	0.0-0	0	0	0	0
Kansas State	0	0	0	0.0-0	0.0-0	0	0	0	0
James Madison	0	0	0	0.0-0	0.0-0	0	0	0	0
Georgia State	0	0	0	0.0-0	0.0-0	0	0	0	0
Arkansas State	1	0	1	0.0-0	0.0-0	0	0	0	0
Army	1	0	1	0.0-0	0.0-0	0	0	0	0
Texas State	0	1	1	0.0-0	0.0-0	0	0	0	0
ULM	0	0	0	0.0-0	0.0-0	0	0	0	0

2024	UT	AT	Tot	TFL-Y	SK-Y	FF	FR	INT	PD
Nevada	5	4	9	0.0-0	0.0-0	0	0	0	0
Memphis	4	1	5	0.0-0	0.0-0	0	0	0	0
Iowa	5	0	5	0.0-0	0.0-0	0	0	0	0
Florida A&M	3	1	4	0.0-0	0.0-0	0	0	0	1
ULM	2	5	7	1.0-1	0.0-0	0	0	1	0
Texas State	4	3	7	0.0-0	0.0-0	0	0	0	0
South Alabama	2	4	6	0.0-0	0.0-0	0	0	0	2
Arkansas State	6	1	7	0.0-0	0.0-0	0	0	0	0
Coastal Carolina	1	3	4	0.0-0	0.0-0	0	0	0	1
Georgia Southern	2	3	5	0.0-0	0.0-0	0	0	1	0
Louisiana	3	1	4	1.0-1	1.0-1	0	0	0	0
Southern Miss	1	3	4	0.0-0	0.0-0	0	0	0	0

2025	UT	AT	Tot	TFL-Y	SK-Y	FF	FR	INT	PD
Nicholls	2	0	2	0.0-0	0.0-0	0	0	0	0
Clemson	2	0	2	0.0-0	0.0-0	0	1	0	0
Memphis	1	2	3	0.0-0	0.0-0	0	0	0	0
South Alabama	4	4	8	0.0-0	0.0-0	0	0	0	0
Texas State	2	2	4	0.0-0	0.0-0	0	0	0	0

CAREER HIGHS

Tackles:	9 vs. Nevada, Aug. 31, 2024
Tackles for Loss:	1.0 (2x) vs. Louisiana, Nov. 23, 2024
Sacks:	1 vs. Louisiana, Nov. 23, 2024
Interceptions:	1 (2x) vs. Ga Southern, Nov. 16, 2024
Passes Defended:	2 vs. South Alabama, Oct. 15, 2024

#7 JORDAN STRINGER

LB   Sr.   6-2   225
Augusta, Ga.   Laney HS

CAREER DEFENSIVE STATISTICS

YEAR	GP/GS	UA	At	Tot	TFL-Yd	Sk-Yd	FF	FR	INT	PD
2021	2/0	0	2	2	0.0-0	0.0-0	0	0	0	0
2022	12/0	7	10	17	0.0-0	0.0-0	0	0	0	1
2023	14/6	32	36	68	4.5-18	1.5-11	1	0	1	1
2024	12/12	35	42	77	7.5-25	2.0-15	1	0	1	1
2025	6/6	26	32	58	7.0-21	1.5-11	0	0	0	1
TOTAL	46/24	100	122	222	19.0-64	5.0-37	2	0	2	4

GAME-BY-GAME DEFENSE

2021	UT	AT	Tot	TFL-Y	SK-Y	FF	FR	INT	PD
App State	0	2	2	0.0-0	0.0-0	0	0	0	0
Georgia State	0	0	0	0.0-0	0.0-0	0	0	0	0

2022	UT	AT	Tot	TFL-Y	SK-Y	FF	FR	INT	PD
Ole Miss	0	0	0	0.0-0	0.0-0	0	0	0	0
App State	0	1	1	0.0-0	0.0-0	0	0	0	0
Marshall	0	1	1	0.0-0	0.0-0	0	0	0	0
Western Kentucky	1	0	1	0.0-0	0.0-0	0	0	0	1
Southern Miss	0	0	0	0.0-0	0.0-0	0	0	0	0
Texas State	0	0	0	0.0-0	0.0-0	0	0	0	0
Army	1	4	5	0.0-0	0.0-0	0	0	0	0
ULM	3	2	5	0.0-0	0.0-0	0	0	0	0
Arkansas State	1	0	1	0.0-0	0.0-0	0	0	0	0
Coastal Carolina	0	0	0	0.0-0	0.0-0	0	0	0	0
UTSA	1	1	2	0.0-0	0.0-0	0	0	0	0

2023	UT	AT	Tot	TFL-Y	SK-Y	FF	FR	INT	PD
Stephen F. Austin	1	3	4	0.0-0	0.0-0	0	0	0	0
Kansas State	1	0	1	1.0-1	0.0-0	0	0	0	0
James Madison	2	0	2	0.0-0	0.0-0	0	0	0	0
Georgia State	2	4	6	0.0-0	0.0-0	0	0	0	0
Arkansas State	4	1	5	0.0-0	0.0-0	0	0	0	0
Army	1	3	4	0.5-4	0.5-4	0	0	0	0
Texas State	2	0	2	1.0-7	1.0-7	1	0	1	0
South Alabama	2	8	10	1.0-4	0.0-0	0	0	0	0
ULM	1	1	2	0.0-0	0.0-0	0	0	0	0
Louisiana	1	0	1	0.0-0	0.0-0	0	0	0	0
Southern Miss	2	8	10	0.5-1	0.0-0	0	0	0	0
App State	3	3	6	0.5-1	0.0-0	0	0	0	0
Duke	5	3	8	0.0-0	0.0-0	0	0	0	0

2024	UT	AT	Tot	TFL-Y	SK-Y	FF	FR	INT	PD
Nevada	4	2	6	0.0-0	0.0-0	0	0	0	0
Memphis	2	0	2	0.0-0	0.0-0	0	0	0	0
Iowa	8	4	12	1.0-6	1.0-6	0	0	0	0
Florida A&M	4	4	8	2.0-3	0.0-0	0	0	0	0
ULM	0	5	5	0.0-0	0.0-0	0	0	0	0
Texas State	1	8	9	0.0-0	0.0-0	0	0	1	0
South Alabama	5	6	11	2.0-5	0.0-0	0	0	0	0
Arkansas State	4	4	8	0.0-0	0.0-0	1	0	0	0
Coastal Carolina	0	2	2	0.5-1	0.0-0	0	0	0	0
Georgia Southern	3	4	7	1.0-0	1.0-0	0	0	0	0
Louisiana	4	2	6	1.0-1	0.0-0	0	0	0	0
Southern Miss	0	1	1	0.0-0	0.0-0	0	0	0	0



#7 RARA THOMAS

WR | Sr. | 6-2 | 208

Eufaula, Ala. | Eufaula HS | Georgia | Miss State

CAREER RECEIVING STATISTICS						
YEAR	GP/GS	REC	Yds	TD	Y/C	LG
2021 *	10/3	18	252	5	14.0	37
2022 *	12/7	44	626	7	14.2	75
2023 *	11/8	23	383	1	16.7	56
2025	6/0	14	231	3	16.5	57
MSU	22/11	62	878	12	14.2	75
UGA	11/8	23	383	1	16.7	56
TROY	6/0	14	231	3	16.5	57
TOTAL	39/19	99	1492	16	15.1	75

GAME-BY-GAME RUSHING/RECEIVING								
2021	RUSHING				RECEIVING			
	ATT	Yds	TD	LG	REC	Yds	TD	LG
Louisiana Tech	0	0	0	0	3	55	0	25
NC State	0	0	0	0	1	3	0	3
Memphis	0	0	0	0	0	0	0	0
LSU	0	0	0	0	0	0	0	0
Alabama	0	0	0	0	0	0	0	0
Vanderbilt	0	0	0	0	5	52	1	28
Kentucky	0	0	0	0	1	25	1	25
Arkansas	0	0	0	0	4	63	2	37
Auburn	0	0	0	0	2	22	0	18
Texas Tech	0	0	0	0	2	32	1	17

2022	Att	Yds	TD	LG	Rec	Yds	TD	LG
Memphis	0	0	0	0	5	81	1	27
Arizona	0	0	0	0	5	63	0	18
LSU	0	0	0	0	4	67	1	24
Bowling Green	0	0	0	0	1	14	0	14
Texas A&M	0	0	0	0	5	134	1	75
Arkansas	0	0	0	0	1	9	0	9
Kentucky	0	0	0	0	1	15	0	15
Alabama	0	0	0	0	8	73	0	20
Auburn	0	0	0	0	6	84	2	33
Georgia	0	0	0	0	2	23	0	24
ETSU	0	0	0	0	4	36	1	12
Ole Miss	0	0	0	0	2	27	1	22

2023	Att	Yds	TD	LG	Rec	Yds	TD	LG
UT Martin	0	0	0	0	1	56	0	56
Ball State	0	0	0	0	2	34	0	18
South Carolina	0	0	0	0	2	42	0	36
UAB	0	0	0	0	2	11	0	9
Auburn	0	0	0	0	2	24	0	14
Kentucky	0	0	0	0	5	63	1	20
Vanderbilt	0	0	0	0	2	26	0	15
Florida	0	0	0	0	1	19	0	19
Missouri	0	0	0	0	3	36	0	26
Ole Miss	0	0	0	0	2	54	0	44
Tennessee	0	0	0	0	1	18	0	18

2025	ATT	Yds	TD	LG	REC	Yds	TD	LG
Nicholls	0	0	0	0	1	7	0	7
Clemson	0	0	0	0	5	40	0	19
Memphis	0	0	0	0	0	0	0	0
Buffalo	0	0	0	0	5	78	1	41
South Alabama	0	0	0	0	1	25	1	25
Texas State	0	0	0	0	3	81	1	57

CAREER HIGHS	
Receptions:	8 vs. Alabama, Oct. 22, 2022
Receiving Yards:	134 vs. Texas A&M, Oct. 1, 2022
Receiving TDs:	2 (2x) vs. Auburn, Nov. 5, 2022
Long Reception:	75 vs. Texas A&M, Oct. 1, 2022

#8 TRAY TAYLOR

WR | Sr. | 5-6 | 140

Shreveport, La. | Loyola College Prep HS | Coastal

CAREER RUSHING STATISTICS						
YEAR	GP/GS	ATT	Yds	TD	Y/C	LG
2024*	13/3	6	58	0	9.7	26
2025	6/0	4	22	0	5.5	16

CCU	13/3	6	58	0	9.7	26
TROY	6/0	4	22	0	5.5	16
TOTAL	19/3	10	80	0	8.0	26

CAREER RECEIVING STATISTICS						
YEAR	GP/GS	REC	Yds	TD	Y/C	LG
2024 *	13/3	18	262	1	14.6	59
2025	6/0	13	241	2	18.5	48
CCU	13/3	18	262	1	14.6	59
TROY	6/0	13	241	2	18.5	48
TOTAL	19/3	31	503	3	16.2	59

GAME-BY-GAME RUSHING/RECEIVING								
2024	RUSHING				RECEIVING			
	ATT	Yds	TD	LG	REC	Yds	TD	LG
Jacksonville St.	0	0	0	0	3	98	1	59
W&M	0	0	0	0	1	39	0	39
Temple	2	6	0	5	2	-5	0	0
Virginia	1	22	0	22	3	70	0	58
Old Dominion	0	0	0	0	3	2	0	4
James Madison	2	-1	0	0	2	17	0	14
Louisiana	1	26	0	26	2	25	0	17
Marshall	0	0	0	0	2	16	0	11
Georgia St.	1	5	0	5	0	0	0	0

2025	ATT	Yds	TD	LG	Rec	Yds	TD	LG
Nicholls	0	0	0	0	1	28	1	28
Clemson	0	0	0	0	4	69	1	44
Memphis	0	0	0	0	0	0	0	0
Buffalo	1	7	0	7	4	20	0	9
South Alabama	1	-3	0	0	2	74	0	48
Texas State	2	18	0	16	2	50	0	31

CAREER HIGHS	
Rush Att:	2 (2x) at Texas State, Oct. 11, 2025
Rush Yards:	26 vs. Louisiana, Oct. 19, 2024
Long Rush:	26 vs. Louisiana, Oct. 19, 2024
Receptions:	4 at Clemson, Sept. 6, 2025
Receiving Yards:	98 at Jacksonville St., Aug. 29, 2024
Receiving TDs:	1 (3x), at Clemson, Sept. 6, 2025
Long Reception:	59 at Jacksonville St., Aug. 29, 2024

#8 JAQUEZ WHITE

CB | Jr. | 6-1 | 190

Blackshear, Ga. | Pierce County HS | Washburn

CAREER DEFENSIVE STATISTICS										
YEAR	GP/GS	UA	At	TOT	TFL-Yd	Sk-Yd	FF	FR	INT	PD
2023 *	11/11	31	6	37	2.0-4	0.0-0	0	0	0	4
2024 *	10/10	32	7	39	4.0-9	0.0-0	0	0	1	6
2025	6/5	26	5	31	1.0-10	1.0-10	0	0	1	4
TOTAL	26/25	89	18	107	7.0-23	1.0-10	0	0	2	14

CAREER PUNT RETURN STATISTICS						
YEAR	GP/GS	ATT	Yds	TD	Avg.	LG
2023 *	11/11	0	0	0	92.0	0
2024 *	10/10	1	92	1	92.0	92
TOTAL	21/21	1	92	1	92.0	92

GAME-BY-GAME DEFENSE									
2023	UT	AT	Tot	TFL-Y	SK-Y	FF	FR	INT	PD
Pittsburgh State	2	0	2	1.0-1	0.0-0	0	0	0	1
Mo. Southern St.	0	1	1	0.0-0	0.0-0	0	0	0	1
Lincoln (Mo)	2	0	2	0.0-0	0.0-0	0	0	0	0
Central Missouri	5	1	6	0.0-0	0.0-0	0	0	0	0
Nebraska-Kearney	2	1	3	0.0-0	0.0-0	0	0	0	0
Missouri Western	2	0	2	0.0-0	0.0-0	0	0	0	0
Emporia State	4	0	4	0.0-0	0.0-0	0	0	0	1
Fort Hays State	7	0	7	0.0-0	0.0-0	0	0	0	0
NW Missouri State	3	2	5	0.0-0	0.0-0	0	0	0	0
Central Oklahoma	1	0	1	0.0-0	0.0-0	0	0	0	0
Northeastern State	3	1	4	1.0-3	0.0-0	0	0	0	1

2024	UT	AT	Tot	TFL-Y	SK-Y	FF	FR	INT	PD
Emporia State	7	3	10	1.0-1	0.0-0	0	0	0	1
Colorado-Mines	3	0	3	0.0-0	0.0-0	0	0	0	1
Pittsburgh State	2	0	2	0.0-0	0.0-0	0	0	0	0
Missouri Western	2	0	2	0.0-0	0.0-0	0	0	0	2
NW Missouri State	4	0	4	0.0-0	0.0-0	0	0	0	0

Fort Hayes State	3	0	3	1.0-0	0.0-0	0	0	0	0
Missouri Southern	2	0	2	0.0-0	0.0-0	0	0	0	1
Central Missouri	0	0	0	0.0-0	0.0-0	0	0	0	0
Nebraska-Kearney	2	1	3	1.0-3	0.0-0	0	0	0	0
Central Oklahoma	6	1	7	0.5-3	0.0-0	0	0	0	0
Northeastern State	1	2	3	0.5-1	0.0-0	0	0	1	1

2025	UT	AT	Tot	TFL-Y	SK-Y	FF	FR	INT	PD
Nicholls	6	2	8	0.0-0	0.0-0	0	0	1	1
Clemson	3	0	3	0.0-0	0.0-0	0	0	0	0
Memphis	4	3	7	0.0-0	0.0-0	0	0	0	2
Buffalo	4	0	4	0.0-0	0.0-0	0	0	0	0
South Alabama	5	0	5	1.0-10	1.0-10	0	0	0	1
Texas State	4	0	4	0.0-0	0.0-0	0	0	0	0

GAME-BY-GAME PUNT RETURNS				
2022	ATT	Yds	TD	LG
Pittsburgh State	1	92	1	92

CAREER HIGHS	
Tackles:	10 vs. Emporia State, Sept. 21, 2024
Tackles for Loss:	1.0 (6x) vs. South Alabama, Oct. 4, 2025
Sacks:	1.0 vs. South Alabama, Oct. 4, 2025
Interceptions:	1 (2x) Nicholls, Aug. 30, 2025
Passes Defended:	2 (2x) vs. Memphis, Sept. 13, 2025

#9 GOOSE CROWDER

QB | R-Jr. | 6-2 | 208

Gardendale, Ala. | Gardendale HS | West Virginia

CAREER PASSING STATISTICS								
YEAR	GP/GS	C	A	INT	Yds	TD	Pct.	LG
2021 *	2/0	2	2	0	28	0	100	20
2022 *	2/0	6	6	0	57	1	100	30
2023	14/0	9	13	0	94	1	69.2	26
2024	4/4	43	62	0	542	5	69.4	98
2025	3/3	35	58	3	374	4	60.0	44
WVU	4/0	8	8	0	85	1	100	30
TROY	21/7	87	133	3	1010	10	65.4	98
TOTAL	25/7	95	141	3	1095	11	67.4	98

CAREER RUSHING STATISTICS						
YEAR	GP/GS	ATT	Yds	TD	Y/A	LG
2021 *	2/0	0	0	0	0.0	0
2022 *	2/0	1	4	0	4.0	4
2023	14/0	6	-4	0	-0.7	4
2024	4/4	18	52	1	2.9	12
2025	2/2	17	53	1	3.1	16
WVU	4/0	1	4	0	4.0	4
TROY	21/7	41	101	2	2.5	16
TOTAL	25/7	42	105	2	2.5	16

2024	START	C	A	INT	Yds	TD	Pct.	LG
Nevada	*	20	30	0	200	1	66.7	29
Memphis	*	5	7	0	37	0	71.4	12
Florida A&M	*	17	24	0	291	4	70.8	98
ULM	*	1	1	0	14	0	100	14

2025	START	C	A	INT	Yds	TD	Pct.	LG
Nicholls	*	14	24	0	144	3	58.3	28
Clemson	*	19	31	3	223	1	61.2	44
Memphis	*	2	3	0	7	0	66.7	5

GAME-BY-GAME RUSHING/RECEIVING

2021	RUSHING				RECEIVING			
	ATT	Yds	TD	LG	REC	Yds	TD	LG
Maryland	0	0	0	0	0	0	0	0
LIU	0	0	0	0	0	0	0	0

2022	RUSHING				RECEIVING			
	ATT	Yds	TD	LG	REC	Yds	TD	LG
Townson	1	4	0	4	0	0	0	0
Texas Tech	0	0	0	0	0	0	0	0

2023	RUSHING				RECEIVING			
	ATT	Yds	TD	LG	REC	Yds	TD	LG
Stephen F. Austin	0	0	0	0	0	0	0	0
Kansas State	3	-6	0	4	0	0	0	0
James Madison	0	0	0	0	0	0	0	0
Western Kentucky	0	0	0	0	0	0	0	0
Georgia State	0	0	0	0	0	0	0	0
Arkansas State	1	-2	0	-2	0	0	0	0
Army	0	0	0	0	0	0	0	0
Texas State	0	0	0	0	0	0	0	0
South Alabama	0	0	0	0	0	0	0	0
ULM	2	4	0	4	0	0	0	0
Louisiana	0	0	0	0	0	0	0	0
Southern Miss	0	0	0	0	0	0	0	0
App State	0	0	0	0	0	0	0	0
Duke	0	0	0	0	0	0	0	0

2024	RUSHING				RECEIVING			
	ATT	Yds	TD	LG	REC	Yds	TD	LG
Nevada	10	29	0	12	0	0	0	0
Memphis	2	16	1	11	0	0	0	0
Florida A&M	5	19	0	10	0	0	0	0
ULM	1	-12	0	-12	0	0	0	0

2025	RUSHING				RECEIVING			
	ATT	Yds	TD	LG	REC	Yds	TD	LG
Nicholls	7	43	1	16	0	0	0	0
Clemson	10	10	0	9	0	0	0	0
Memphis	0	0	0	0	0	0	0	0

CAREER HIGHS

Rushing Att:	10 (2x) at Clemson, Sept. 6, 2025
Rushing Yards:	43 vs. Nicholls, Aug. 30, 2025
Rushing TDs:	1 (2x) vs. Nicholls, Aug. 30, 2025
Long Rush:	16 vs. Nicholls, Aug. 30, 2025
Completions:	20 vs. Nevada, Aug. 31, 2024
Attempts:	31 at Clemson, Sept. 6, 2025
Passing Yards:	291 vs. Florida A&M, Sept. 21, 2024
Passing TDs:	4 vs. Florida A&M, Sept. 21, 2024
Long Pass:	98 vs. Florida A&M, Sept. 21, 2024

#10 TUCKER KILCREASE

QB | Jr. | 6-0 | 205  
Brantley, Ala. | Brantley HS

CAREER PASSING STATISTICS

YEAR	GP/GS	C	A	INT	Yds	TD	Pct.	LG
2024	7/2	28	51	1	377	3	54.9	62
2025	5/3	67	113	2	831	8	59.0	57
TOTAL	12/5	95	164	3	1208	11	58.0	62

CAREER RUSHING STATISTICS

YEAR	GP/GS	ATT	Yds	TD	Y/A	LG
2024	7/2	39	118	0	3.0	25
2025	5/3	61	130	2	2.1	34
TOTAL	12/5	100	248	2	2.5	34

GAME-BY-GAME PASSING STATISTICS

2024	START	C	A	INT	Yds	TD	Pct.	LG
Memphis	0	0	0	0	0	0	0.0	0
Iowa	2	5	0	73	1	40.0	62	
Florida A&M	1	1	0	4	0	100	4	

ULM	6	11	0	57	0	54.5	16	
Texas State	*	17	28	0	249	2	60.7	35
South Alabama	*	2	6	1	-6	0	33.3	3
Southern Miss		0	0	0	0	0	0.0	0

2025	START	C	A	INT	Yds	TD	Pct.	LG
Memphis		10	29	1	65	0	34.5	25
Buffalo	*	14	24	0	148	1	58.3	41
South Alabama	*	13	21	1	203	2	61.9	34
Texas State	*	30	39	0	415	5	76.9	57

GAME-BY-GAME RUSHING/RECEIVING

2024	RUSHING				RECEIVING			
	ATT	Yds	TD	LG	REC	Yds	TD	LG
Memphis	2	12	0	8	0	0	0	0
Iowa	5	14	0	11	0	0	0	0
Florida A&M	5	44	0	16	0	0	0	0
ULM	9	55	0	25	0	0	0	0
Texas State	13	-7	0	9	0	0	0	0
South Alabama	5	0	0	4	0	0	0	0
Southern Miss	0	0	0	0	0	0	0	0

2025	RUSHING				RECEIVING			
	ATT	Yds	TD	LG	REC	Yds	TD	LG
Clemson	2	-1	0	0	0	0	0	0
Memphis	10	-17	0	6	0	0	0	0
Buffalo	16	50	1	13	0	0	0	0
South Alabama	19	102	1	34	0	0	0	0
Texas State	14	-4	0	5	0	0	0	0

CAREER HIGHS

Rushing Att:	19 vs. South Alabama, Oct. 4, 2025
Rushing Yards:	102 vs. South Alabama, Oct. 4, 2025
Rushing TDs:	1 (2x) vs. South Alabama, Oct. 4, 2025
Long Rush:	34 vs. South Alabama, Oct. 4, 2025
Completions:	30 at Texas State, Oct. 11, 2025
Attempts:	39 at Texas State, Oct. 11, 2025
Passing Yards:	415 at Texas State, Oct. 11, 2025
Passing TDs:	5 at Texas State, Oct. 11, 2025
Long Pass:	62 vs. Iowa, Sept. 14, 2024

#10 JABARI STRAIT

CB | Jr. | 6-2 | 184  
McCalla, Ala. | McAdory HS | NE Oklahoma A&M |  
Dodge City JC

CAREER DEFENSIVE STATISTICS

YEAR	GP/GS	UA	At	Tot	TFL-Yd	SK-Yd	FF	FR	INT	PD
2024	11/0	1	1	2	0.0-0	0.0-0	0	0	0	0
2025	5/1	2	0	2	0.0-0	0.0-0	0	0	0	0
TOTAL	16/1	3	1	4	0.0-0	0.0-0	0	0	0	0

GAME-BY-GAME DEFENSE

2024	UT	AT	Tot	TFL-Y	SK-Y	FF	FR	INT	PD
Memphis	1	0	1	0.0-0	0.0-0	0	0	0	0
Iowa	0	0	0	0.0-0	0.0-0	0	0	0	0
Florida A&M	0	0	0	0.0-0	0.0-0	0	0	0	0
ULM	0	0	0	0.0-0	0.0-0	0	0	0	0
Texas State	0	1	1	0.0-0	0.0-0	0	0	0	0
South Alabama	0	0	0	0.0-0	0.0-0	0	0	0	0
Arkansas State	0	0	0	0.0-0	0.0-0	0	0	0	0
Coastal Carolina	0	0	0	0.0-0	0.0-0	0	0	0	0
Georgia Southern	0	0	0	0.0-0	0.0-0	0	0	0	0
Louisiana	0	0	0	0.0-0	0.0-0	0	0	0	0
Southern Miss	0	0	0	0.0-0	0.0-0	0	0	0	0

2025	UT	AT	Tot	TFL-Y	SK-Y	FF	FR	INT	PD
Nicholls	0	0	0	0.0-0	0.0-0	0	0	0	0
Memphis	1	0	1	0.0-0	0.0-0	0	0	0	0
Buffalo	0	0	0	0.0-0	0.0-0	0	0	0	0
South Alabama	0	0	0	0.0-0	0.0-0	0	0	0	0
Texas State	1	0	1	0.0-0	0.0-0	0	0	0	0

CAREER HIGHS

Tackles:	1 (4x) at Texas State, Oct. 11, 2025
Tackles for Loss:	N/A
Sacks:	N/A
Interceptions:	N/A
Passes Defended:	N/A

DE | Sr. | 6-3 | 264

Wagener, S.C. | Wagener-Salley HS | South Carolina

CAREER DEFENSIVE STATISTICS

YEAR	GP/GS	UA	At	Tot	TFL-Yd	SK-Yd	FF	FR	INT	PD
2023 *	1/0	0	0	0	0.0-0	0.0-0	0	0	0	0
2024 *	12/1	3	3	6	0.0-0	0.0-0	0	0	0	0
2025	6/6	7	8	15	1.5-3	0.0-0	0	0	0	0
S. CAR	13/1	3	3	6	0.0-0	0.0-0	0	0	0	0
TROY	6/6	7	8	15	1.5-3	0.0-0	0	0	0	0
TOTAL	19/7	10	11	21	1.5-3	0.0-0	0	0	0	0

GAME-BY-GAME DEFENSE

2023	UT	AT	Tot	TFL-Y	SK-Y	FF	FR	INT	PD
Wofford	0	0	0	0.0-0	0.0-0	0	0	0	0

2024	UT	AT	Tot	TFL-Y	SK-Y	FF	FR	INT	PD
North Carolina	0	0	0	0.0-0	0.0-0	0	0	0	0
Furman	0	0	0	0.0-0	0.0-0	0	0	0	0
Georgia	1	0	1	0.0-0	0.0-0	0	0	0	0
Mississippi State	1	0	1	0.0-0	0.0-0	0	0	0	0
Tennessee	1	2	3	0.0-0	0.0-0	0	0	0	0
Florida	0	0	0	0.0-0	0.0-0	0	0	0	0
Missouri	0	0	0	0.0-0	0.0-0	0	0	0	0
Texas A&M	0	0	0	0.0-0	0.0-0	0	0	0	0
Jacksonville State	0	0	0	0.0-0	0.0-0	0	0	0	0
Vanderbilt	0	0	0	0.0-0	0.0-0	0	0	0	0
Kentucky	0	0	0	0.0-0	0.0-0	0	0	0	0
Clemson	0	1	1	0.0-0	0.0-0	0	0	0	0

2025	UT	AT	Tot	TFL-Y	SK-Y	FF	FR	INT	PD
Nicholls	1	1	2	0.5-0	0.0-0	0	0	0	0
Clemson	2	0	2	1.0-3	0.0-0	0	0	0	0
Memphis	1	0	1	0.0-0	0.0-0	0	0	0	0
Buffalo	0	2	2	0.0-0	0.0-0	0	0	0	0
South Alabama	0	2	2	0.0-0	0.0-0	0	0	0	0
Texas State	3	3	6	0.0-0	0.0-0	0	0	0	0

CAREER HIGHS

Tackles:	6 at Texas State, Oct. 11, 2025
Tackles for Loss:	0.5 vs. Nicholls, Aug. 30, 2025
Sacks:	N/A
Interceptions:	N/A
Passes Defended:	N/A

#12 JYWON BOYD

WR | R-Fr. | 6-0 | 185  
Troy, Ala. | Charles Henderson HS

CAREER RECEIVING STATISTICS

YEAR	GP/GS	REC	Yds	TD	Y/C	LG
2024	1/0	0	0	0	0	0
2025	5/0	0	0	0	0	0
TOTAL	6/0	0	0	0	0	0

GAME-BY-GAME RUSHING/RECEIVING

2024	RUSHING				RECEIVING			
	ATT	Yds	TD	LG	REC	Yds	TD	LG
Arkansas State	0	0	0	0	0	0	0	0

2025	RUSHING	
------	---------	--

#12 TRENT HENRY

CB | Sr. | 5-11 | 194

Miami, Fla. | Miami Central HS | Grambling State

CAREER DEFENSIVE STATISTICS												
YEAR	GP/GS	UA	AT	TOT	TFL-Yd	SK-Yd	FF	FR	INT	PD		
2022 *	7/0	7	3	10	0.5-1	0.0-0	0	0	0	2		
2023 *	9/-	9	4	13	0.0-0	0.0-0	0	0	3	1		
2024	10/2	9	13	22	2.5-14	1.0-9	0	1	0	2		
2025	4/0	2	0	2	0.0-0	0.0-0	0	0	0	0		
GSU	16/-	16	7	23	0.5-1	0.0-0	0	0	3	3		
TROY	14/2	11	13	24	2.5-14	1.0-9	0	1	0	2		
TOTAL	30/2	27	20	47	3.0-15	1.0-0	0	1	3	5		

GAME-BY-GAME DEFENSE												
2022	UT	AT	TOT	TFL-Y	SK-Y	FF	FR	INT	PD			
Bethune-Cookman	0	1	1	0.5-1	0.0-0	0	0	0	0			
Prairie View	0	0	0	0.0-0	0.0-0	0	0	0	0			
Florida A&M	0	1	1	0.0-0	0.0-0	0	0	0	0			
Alcorn State	1	1	2	0.0-0	0.0-0	0	0	0	0			
UAPB	2	0	2	0.0-0	0.0-0	0	0	0	0			
Texas Southern	3	0	3	0.0-0	0.0-0	0	0	0	0			
Southern	1	0	1	0.0-0	0.0-0	0	0	0	0			

2023	UT	AT	TOT	TFL-Y	SK-Y	FF	FR	INT	PD			
Hampton	1	0	1	0.0-0	0.0-0	0	0	0	0			
LSU	2	0	2	0.0-0	0.0-0	0	0	0	0			
Florida Memorial	2	1	3	0.0-0	0.0-0	0	0	1	0			
Alcorn State	0	0	0	0.0-0	0.0-0	0	0	1	0			
Alabama A&M	0	0	0	0.0-0	0.0-0	0	0	0	0			
Bethune-Cookman	1	0	1	0.0-0	0.0-0	0	0	1	0			
Alabama State	2	1	3	0.0-0	0.0-0	0	0	0	0			
UAPB	1	1	2	0.0-0	0.0-0	0	0	0	0			
Southern	0	1	1	0.0-0	0.0-0	0	0	0	0			

2024	UT	AT	TOT	TFL-Y	SK-Y	FF	FR	INT	PD			
Nevada	0	0	0	0.0-0	0.0-0	0	0	0	0			
Memphis	0	1	1	0.0-0	0.0-0	0	0	0	0			
Iowa	1	2	3	0.0-0	0.0-0	0	0	0	0			
Florida A&M	3	3	6	0.0-0	0.0-0	0	0	0	0			
ULM	0	1	1	0.5-2	0.0-0	0	0	0	1			
Texas State	3	4	7	0.0-0	0.0-0	0	1	0	1			
South Alabama	2	2	4	2.0-12	1.0-9	0	0	0	0			
Arkansas State	0	0	0	0.0-0	0.0-0	0	0	0	0			
Coastal Carolina	0	0	0	0.0-0	0.0-0	0	0	0	0			
Louisiana	0	0	0	0.0-0	0.0-0	0	0	0	0			

2025	UT	AT	TOT	TFL-Y	SK-Y	FF	FR	INT	PD			
Nicholls	0	0	0	0.0-0	0.0-0	0	0	0	0			
Clemson	2	0	2	0.0-0	0.0-0	0	0	0	0			
Memphis	0	0	0	0.0-0	0.0-0	0	0	0	0			
Buffalo	0	0	0	0.0-0	0.0-0	0	0	0	0			

CAREER HIGHS												
Tackles:	7 vs. Texas State, Oct. 3, 2024											
Tackles for Loss:	2.0 vs. South Alabama, Oct. 15, 2024											
Sacks:	1.0 vs. South Alabama, Oct. 15, 2024											
Interceptions:	1 (2x) vs. Alcorn State, Oct. 7, 2023											
Passes Defended:	2 vs. Florida A&M, Oct. 15, 2022											

#14 ETHAN CONNER

TE | R-Sr. | 6-4 | 245

Columbus, Miss. | Columbus HS | East Miss CC

CAREER RECEIVING STATISTICS						
YEAR	GP/GS	REC	Yds	TD	Y/C	LG
2023	10/0	16	168	4	10.5	19
2024	4/3	12	115	0	9.6	29
2025	6/6	13	137	1	10.5	24
TOTAL	20/9	41	420	5	10.2	29

GAME-BY-GAME RUSHING/RECEIVING												
2023	RUSHING				RECEIVING							
	ATT	Yds	TD	LG	REC	Yds	TD	LG				
Stephen F. Austin	0	0	0	0	4	51	2	19				
Kansas State	0	0	0	0	2	24	0	18				
James Madison	0	0	0	0	0	0	0	0				
Texas State	0	0	0	0	0	0	0	0				
South Alabama	0	0	0	0	2	22	0	11				

ULM	0	0	0	0	2	22	1	17				
Louisiana	0	0	0	0	1	1	0	1				
Southern Miss	0	0	0	0	2	16	1	14				
App State	0	0	0	0	0	0	0	0				
Duke	0	0	0	0	3	32	0	15				

2024	RUSHING				RECEIVING							
	ATT	Yds	TD	LG	REC	Yds	TD	LG				
Nevada	0	0	0	0	3	18	0	10				
Memphis	0	0	0	0	0	0	0	0				
Iowa	0	0	0	0	6	50	0	23				
Georgia Southern	0	0	0	0	3	47	0	29				

2025	ATT	Yds	TD	LG	REC	Yds	TD	LG				
Nicholls	0	0	0	0	4	20	1	7				
Clemson	0	0	0	0	3	53	0	24				
Memphis	0	0	0	0	0	0	0	0				
Buffalo	0	0	0	0	0	0	0	0				
South Alabama	0	0	0	0	2	11	0	7				
Texas State	1	0	0	0	4	53	0	20				

CAREER HIGHS												
Receptions:	6 vs. Iowa, Sept. 14, 2024											
Receiving Yards:	53 (2x) at Texas State, Oct. 11, 2025											
Receiving TDs:	2, SFA, Sept. 2, 2023											
Long Reception:	29 vs. Georgia Southern, Nov. 16, 2024											

#14 DAVID DANIEL-SISAVANH

S | Sr. | 6-2 | 190

Woodstock, Ga. | Woodstock HS | Georgia

CAREER DEFENSIVE STATISTICS												
YEAR	GP/GS	UA	AT	TOT	TFL-Yd	SK-Yd	FF	FR	INT	PD		
2021 *	10/0	4	2	6	0.0-0	0.0-0	0	0	0	0		
2022 *	14/0	9	5	14	2.0-3	0.0-0	0	0	0	1		
2023 *	10/1	8	2	10	0.0-0	0.0-0	0	0	0	1		
2025	6/6	7	9	16	1.5-3	0.0-0	0	0	0	0		
UGA	34/1	21	9	30	2.0-0	0.0-0	0	0	0	1		
TROY	6/6	7	9	16	1.5-3	0.0-0	0	0	0	0		
TOTAL	40/7	28	18	46	3.5-3	0.0-0	0	0	0	1		

GAME-BY-GAME DEFENSE												
2021	UT	AT	TOT	TFL-Y	SK-Y	FF	FR	INT	PD			
UAB	0	0	0	0.0-0	0.0-0	0	0	0	0			
Vanderbilt	1	0	1	0.0-0	0.0-0	0	0	0	0			
Arkansas	0	0	0	0.0-0	0.0-0	0	0	0	0			
Auburn	0	0	0	0.0-0	0.0-0	0	0	0	0			
Florida	0	0	0	0.0-0	0.0-0	0	0	0	0			
Missouri	1	0	1	0.0-0	0.0-0	0	0	0	0			
Charleston So.	1	1	2	0.0-0	0.0-0	0	0	0	0			
Georgia Tech	1	1	2	0.0-0	0.0-0	0	0	0	0			
Michigan	0	0	0	0.0-0	0.0-0	0	0	0	0			

2022	UT	AT	TOT	TFL-Y	SK-Y	FF	FR	INT	PD			
Oregon	3	1	4	1.0-2	0.0-0	0	0	0	0			
Samford	0	0	0	0.0-0	0.0-0	0	0	0	1			
South Carolina	1	0	1	1.0-1	0.0-0	0	0	0	0			
Kent State	0	0	0	0.0-0	0.0-0	0	0	0	0			
Missouri	0	0	0	0.0-0	0.0-0	0	0	0	0			
Auburn	0	0	0	0.0-0	0.0-0	0	0	0	0			
Vanderbilt	0	0	0	0.0-0	0.0-0	0	0	0	0			
Florida	0	1	1	0.0-0	0.0-0	0	0	0	0			
Mississippi State	0	1	1	0.0-0	0.0-0	0	0	0	0			
Kentucky	1	0	1	0.0-0	0.0-0	0	0	0	0			
Georgia Tech	0	1	1	0.0-0	0.0-0	0	0	0	0			
LSU	2	0	2	0.0-0	0.0-0	0	0	0	0			
Ohio State	1	0	1	0.0-0	0.0-0	0	0	0	0			
TCU	1	1	2	0.0-0	0.0-0	0	0	0	0			

2023	UT	AT	Tot	TFL-Y	SK-Y	FF	FR	INT	PD
Ball State	1	1	2	0.0-0	0.0-0	0	0	0	1
South Carolina	2	0	2	0.0-0	0.0-0	0	0	0	0
UAB	2	1	3	0.0-0	0.0-0	0	0	0	0
Florida	1	0	1	0.0-0	0.0-0	0	0	0	0
Missouri	0	0	0	0.0-0	0.0-0	0	0	0	0
Ole Miss	1	0	1	0.0-0	0.0-0	0	0	0	0
Tennessee	0	0	0	0.0-0	0.0-0	0	0	0	0
Georgia Tech	0	0	0	0.0-0	0.0-0	0	0	0	0

#15 TALEEQ ROBBINS

DE | Sr. | 6-1 | 285  
Philadelphia, Pa. | Houston | NE Miss CC | Ole Miss

CAREER DEFENSIVE STATISTICS

YEAR	GP/GS	UA	AT	TOT	TFL-Yd	SK-Yd	FF	FR	INT	PD
2023 *	10/4	4	6	10	1.0-1	0.0-0	0	0	0	0
2025	6/6	9	11	20	2.0-3	0.0-0	0	1	0	1
UH	10/4	4	6	10	1.0-1	0.0-0	0	0	0	0
TROY	6/6	9	11	20	2.0-3	0.0-0	0	1	0	1
TOTAL	16/10	13	17	30	3.0-4	0.0-0	0	1	0	1

GAME-BY-GAME DEFENSE

2023	UT	AT	TOT	TFL-Y	SK-Y	FF	FR	INT	PD
Rice	0	0	0	0.0-0	0.0-0	0	0	0	0
TCU	0	0	0	0.0-0	0.0-0	0	0	0	0
Sam Houston	0	2	2	0.0-0	0.0-0	0	0	0	0
West Virginia	1	0	1	1.0-0	0.0-0	0	0	0	0
Texas	0	2	2	0.0-0	0.0-0	0	0	0	0
Kansas State	1	0	1	0.0-0	0.0-0	0	0	0	0
Baylor	1	1	2	0.0-0	0.0-0	0	0	0	0
Cincinnati	0	0	0	0.0-0	0.0-0	0	0	0	0
Oklahoma State	1	0	1	0.0-0	0.0-0	0	0	0	0
UCF	0	1	1	0.0-0	0.0-0	0	0	0	0

2025	UT	AT	TOT	TFL-Y	SK-Y	FF	FR	INT	PD
Nicholls	0	4	4	0.0-0	0.0-0	0	0	0	0
Clemson	1	3	4	0.0-0	0.0-0	0	0	0	1
Memphis	2	2	4	0.0-0	0.0-0	0	1	0	0
Buffalo	2	1	3	1.0-1	0.0-0	0	0	0	0
South Alabama	2	1	3	0.0-0	0.0-0	0	0	0	0
Texas State	2	1	3	1.0-2	0.0-0	0	0	0	0

CAREER HIGHS

Tackles: 2 (3x) vs. Baylor, Nov. 4, 2023  
Tackles for Loss: 1.0 (2x) at Buffalo, Sept. 20, 2025  
Sacks: 0.5 vs. Nicholls, Aug. 30, 2025  
Passes Defended: 1 at Clemson, Sept. 6, 2025

#16 TRASHUN GRIFFIN

DE | R-Fr. | 6-4 | 275  
Centreville, Ala. | Bibb County HS

CAREER DEFENSIVE STATISTICS

YEAR	GP/GS	UA	AT	TOT	TFL-Yd	SK-Yd	FF	FR	INT	PD
2024	1/0	0	0	0	0.0-0	0.0-0	0	0	0	0
TOTAL	1/0	0	0	0	0.0-0	0.0-0	0	0	0	0

GAME-BY-GAME DEFENSE

2024	UT	AT	TOT	TFL-Y	SK-Y	FF	FR	INT	PD
Southern Miss	0	0	0	0.0-0	0.0-0	0	0	0	0

CAREER HIGHS

Tackles: N/A  
Tackles for Loss: N/A  
Sacks: N/A  
Interceptions: N/A  
Passes Defended: N/A

#17 MARLIN ODOM

CB | R-Fr. | 6-2 | 188  
Lucedale, Miss. | George County HS

CAREER DEFENSIVE STATISTICS

YEAR	GP/GS	UA	AT	TOT	TFL-Yd	SK-Yd	FF	FR	INT	PD
2025	4/0	0	0	0	0.0-0	0.0-0	0	0	0	0
TOTAL	4/0	0	0	0	0.0-0	0.0-0	0	0	0	0

GAME-BY-GAME DEFENSE

2025	UT	AT	TOT	TFL-Y	SK-Y	FF	FR	INT	PD
Nicholls	0	0	0	0.0-0	0.0-0	0	0	0	0
Clemson	0	0	0	0.0-0	0.0-0	0	0	0	0
Memphis	0	0	0	0.0-0	0.0-0	0	0	0	0
Buffalo	0	0	0	0.0-0	0.0-0	0	0	0	0

CAREER HIGHS

Tackles: N/A  
Tackles for Loss: N/A

Sacks: N/A  
Interceptions: N/A  
Passes Defended: N/A

#18 DJ EPPS

WR | Jr. | 6-1 | 185  
Seale, Ala. | Russell County HS

CAREER RUSHING STATISTICS

YEAR	GP/GS	ATT	Yds	TD	Y/C	LG
2025	6/1	2	12	0	6.0	8

CAREER RECEIVING STATISTICS

YEAR	GP/GS	REC	Yds	TD	Y/C	LG
2023	1/0	0	0	0	0	0
2024	6/0	1	5	0	5.0	5
2025	6/1	20	255	3	12.8	48
TOTAL	13/1	21	260	3	12.4	48

CAREER KICKOFF RETURN STATISTICS

YEAR	GP/GS	ATT	Yds	TD	Avg.	LG
2025	6/1	6	126	0	21.0	25

GAME-BY-GAME RUSHING/RECEIVING

2023	RUSHING				RECEIVING			
	ATT	Yds	TD	LG	REC	Yds	TD	LG
Arkansas State	0	0	0	0	0	0	0	0

2024	Att	Yds	TD	LG	Rec	Yds	TD	LG
Iowa	0	0	0	0	0	0	0	0
Florida A&M	0	0	0	0	1	5	0	5
Coastal Carolina	0	0	0	0	0	0	0	0
Georgia Southern	0	0	0	0	0	0	0	0
Louisiana	0	0	0	0	0	0	0	0
Southern Miss	0	0	0	0	0	0	0	0

2025	Att	Yds	TD	LG	Rec	Yds	TD	LG
Nicholls	2	12	0	8	0	0	0	0
Clemson	0	0	0	0	3	30	0	17
Memphis	0	0	0	0	0	0	0	0
Buffalo	0	0	0	0	2	18	0	14
South Alabama	0	0	0	0	5	59	1	22
Texas State	0	0	0	0	10	148	2	48

GAME-BY-GAME KICKOFF RETURNS

2025	ATT	Yds	TD	LG
Nicholls	1	21	0	21
Memphis	1	20	0	20
Buffalo	1	39	0	25
South Alabama	3	46	0	18

CAREER HIGHS

Rushing Att: 2 vs. Nicholls, Aug. 30, 2025  
Rushing Yards: 12 vs. Nicholls, Aug. 30, 2025  
Long Rush: 8 vs. Nicholls, Aug. 30, 2025  
Receptions: 10 at Texas State, Oct. 11, 2025  
Receiving Yards: 148 at Texas State, Oct. 11, 2025  
Receiving TDs: 2 at Texas State, Oct. 11, 2025  
Long Reception: 48 at Texas State, Oct. 11, 2025  
Kickoff Return: 25 at Buffalo, Sept. 20, 2025

#18 JORDAN PERRY

SPR | Jr. | 6-2 | 214  
Jefferson, Ga. | Jefferson HS | Kansas State

CAREER DEFENSIVE STATISTICS

YEAR	GP/GS	UA	AT	TOT	TFL-Yd	SK-Yd	FF	FR	INT	PD
2023 *	2/0	1	0	1	0.0-0	0.0-0	0	0	0	0
2024	10/1	7	3	10	0.5-0	0.0-0	0	0	0	0
2025	5/0	1	1	2	0.0-0	0.0-0	0	0	0	0
KSU	2/0	1	0	1	0.0-0	0.0-0	0	0	0	0
TROY	15/1	8	4	12	0.5-0	0.0-0	0	0	0	0
TOTAL	17/1	9	4	13	0.5-0	0.0-0	0	0	0	0

GAME-BY-GAME DEFENSE

2023	UT	AT	TOT	TFL-Y	SK-Y	FF	FR	INT	PD
Southeast Missouri	1	0	1	0.0-0	0.0-0	0	0	0	0
Baylor	0	0	0	0.0-0	0.0-0	0	0	0	0

2024	UT	AT	TOT	TFL-Y	SK-Y	FF	FR	INT	PD
Memphis	0	0	0	0.0-0	0.0-0	0	0	0	0
Florida A&M	1	0	1	0.0-0	0.0-0	0	0	0	0
ULM	0	0	0	0.0-0	0.0-0	0	0	0	0
Texas State	0	0	0	0.0-0	0.0-0	0	0	0	0
South Alabama	0	0	0	0.0-0	0.0-0	0	0	0	0
Arkansas State	1	0	1	0.0-0	0.0-0	0	0	0	0
Coastal Carolina	0	0	0	0.0-0	0.0-0	0	0	0	0
Georgia Southern	0	0	0	0.0-0	0.0-0	0	0	0	0
Louisiana	3	0	3	0.0-0	0.0-0	0	0	0	0
Southern Miss	2	3	5	0.5-0	0.0-0	0	0	0	0

2025	UT	AT	TOT	TFL-Y	SK-Y	FF	FR	INT	PD
Nicholls	0	0	0	0.0-0	0.0-0	0	0	0	0
Clemson	0	0	0	0.0-0	0.0-0	0	0	0	0
Memphis	0	1	1	0.0-0	0.0-0	0	0	0	0
South Alabama	0	0	0	0.0-0	0.0-0	0	0	0	0
Texas State	1	0	1	0.0-0	0.0-0	0	0	0	0

CAREER HIGHS

Tackles: 5 vs. Southern Miss, Nov. 30, 2024  
Tackles for Loss: 0.5 vs. Southern Miss, Nov. 30, 2024  
Sacks: N/A  
Interceptions: N/A  
Passes Defended: N/A

#19 DJ JACKSON

DE | Jr. | 6-4 | 262  
Atlanta, Ga. | Mundy's Mill HS | Coffeyville CC | Carson-Newman

CAREER DEFENSIVE STATISTICS

YEAR	GP/GS	UA	AT	TOT	TFL-Yd	SK-Yd	FF	FR	INT	PD
2023 *	8/0	0	1	1	0.5-3	0.5-3	0	0	0	0
2025	6/0	5	5	10	2.0-6	1.5-5	0	0	0	0
CNU	8/0	0	1	1	0.5-3	0.5-3	0	0	0	0
TROY	6/0	5	5	10	2.0-6	1.5-5	0	0	0	0
TOTAL	14/0	5	6	11	2.5-9	2.0-8	0	0	0	0

GAME-BY-GAME DEFENSE

2023	UT	AT	TOT	TFL-Y	SK-Y	FF	FR	INT	PD
Va.-Lynchburg	0	0	0	0.0-0	0.0-0	0	0	0	0
East Tennessee St.	0	0	0	0.0-0	0.0-0	0	0	0	0
Limestone	0	0	0	0.0-0	0.0-0	0	0	0	0
Lenior-Rhyme	0	0	0	0.0-0	0.0-0	0	0	0	0
Esrkine	0	0	0	0.0-0	0.0-0	0	0	0	0
Mars Hill	0	0	0	0.0-0	0.0-0	0	0	0	0
Emory & Henry	0	1	1	0.5-3	0.5-3	0	0	0	0
Virginia-Wise	0	0	0	0.0-0	0.0-0	0	0	0	0

2025	UT	AT	TOT	TFL-Y	SK-Y	FF	FR	INT	PD
Nicholls	0	1	1	0.0-0	0.0-0	0	0	0	0
Clemson	0	1	1	0.5-1	0.0-0	0	0	0	0
Memphis	1	2	3	0.5-2	0.5-2	0	0	0	0
Buffalo	1	0	1	0.0-0	0.0-0	0	0	0	0
South Alabama	2	1	3	1.0-3	1.0-3	0	0	0	0
Texas State	1	0	1	0.0-0	0.0-	0	0	0	0

CAREER HIGHS

Tackles: 3 (2x) vs. South Alabama, Oct. 4, 2025  
Tackles for Loss: 1.0 vs. South Alabama, Oct. 4, 2025  
Sacks: 1.0 vs. South Alabama, Oct. 4, 2025  
Interceptions: N/A  
Passes Defended: N/A

#20 KEYSHAWN CAMPBELL

LB | So. | 6-0 | 212  
Vero Beach, Fla. | Vero Beach HS

CAREER DEFENSIVE STATISTICS

YEAR	GP/GS	UA	AT	TOT	TFL-Yd	SK-Yd	FF	FR	INT	PD
2023	4/0	0	0	0	0.0-0	0.0-0	0	0	0	0
2024	12/0	0	1	1	0.0-0	0.0-0	0	0	0	0
2025	6/0	3	0	3	0.0-0	0.0-0	0	0	0	0
TOTAL	22/0	3	1	4	0.0-0	0.0-0	0	0	0	0

GAME-BY-GAME DEFENSE

2023	UT	AT	TOT	TFL-Y	SK-Y	FF	FR	INT	PD
James Madison	0	0	0	0.0-0	0.0-0	0	0	0	0
Arkansas State	0	0	0	0.0-0	0.0-0	0	0	0	0



South Alabama	0	0	0	0.0-0	0.0-0	0	0	0	0
Louisiana	0	0	0	0.0-0	0.0-0	0	0	0	0

2024	UT	AT	Tot	TFL-Y	SK-Y	FF	FR	INT	PD
Nevada	0	0	0	0.0-0	0.0-0	0	0	0	0
Memphis	0	0	0	0.0-0	0.0-0	0	0	0	0
Iowa	0	0	0	0.0-0	0.0-0	0	0	0	0
Florida A&M	0	0	0	0.0-0	0.0-0	0	0	0	0
ULM	0	0	0	0.0-0	0.0-0	0	0	0	0
Texas State	0	0	0	0.0-0	0.0-0	0	0	0	0
South Alabama	0	0	0	0.0-0	0.0-0	0	0	0	0
Arkansas State	0	0	0	0.0-0	0.0-0	0	0	0	0
Coastal Carolina	0	0	0	0.0-0	0.0-0	0	0	0	0
Georgia Southern	0	0	0	0.0-0	0.0-0	0	0	0	0
Louisiana	0	0	0	0.0-0	0.0-0	0	0	0	0
Southern Miss	0	1	1	0.0-0	0.0-0	0	0	0	0

2025	UT	AT	Tot	TFL-Y	SK-Y	FF	FR	INT	PD
Nicholls	0	0	0	0.0-0	0.0-0	0	0	0	0
Clemson	0	0	0	0.0-0	0.0-0	0	0	0	0
Memphis	1	0	1	0.0-0	0.0-0	0	0	0	0
Buffalo	0	0	0	0.0-0	0.0-0	0	0	0	0
South Alabama	0	0	0	0.0-0	0.0-0	0	0	0	0
Texas State	2	0	2	0.0-0	0.0-0	0	0	0	0

CAREER HIGHS	
Tackles:	2 at Texas State, Oct. 11, 2025
Tackles for Loss:	N/A
Sacks:	N/A
Interceptions:	N/A
Passes Defended:	N/A

#22 TAE MEADOWS	
RB   Jr.   5-10   200	
Roanoke, Ala.   Handley HS	

CAREER RUSHING STATISTICS						
YEAR	GP/GS	Att	Yds	TD	Y/C	LG
2023	2/0	1	5	1	5.0	5
2024	8/0	3	41	0	13.7	38
2025	6/5	85	432	3	5.1	47
TOTAL	16/5	89	478	4	5.4	47

CAREER RECEIVING STATISTICS						
YEAR	GP/GS	REC	Yds	TD	Y/C	LG
2025	4/3	3	14	0	4.7	12

GAME-BY-GAME RUSHING/RECEIVING								
2023	RUSHING				RECEIVING			
	Att	Yds	TD	Lg	Rec	Yds	TD	Lg
ULM	1	5	1	5	0	0	0	0
Southern Miss	0	0	0	0	0	0	0	0

2024	Att	Yds	TD	LG	Rec	Yds	TD	LG
Florida A&M	1	-1	0	-1	0	0	0	0
Texas State	0	0	0	0	0	0	0	0
South Alabama	1	4	0	4	0	0	0	0
Arkansas State	0	0	0	0	0	0	0	0
Coastal Carolina	0	0	0	0	0	0	0	0
Georgia Southern	0	0	0	0	0	0	0	0
Louisiana	0	0	0	0	0	0	0	0
Southern Miss	1	38	0	38	0	0	0	0

2025	Att	Yds	TD	LG	Rec	Yds	TD	LG
Nicholls	23	186	1	47	1	12	0	12
Clemson	16	76	0	28	0	0	0	0
Memphis	5	7	0	3	0	0	0	0
Buffalo	14	68	1	20	0	0	0	0
South Alabama	17	79	1	17	0	0	0	0
Texas State	10	16	0	8	2	2	0	2

CAREER HIGHS	
Rushing Att:	23 vs. Nicholls, Aug. 30, 2025
Rushing Yards:	186 vs. Nicholls, Aug. 30, 2025
Rushing TDs:	1 (4x) vs. South Alabama, Oct. 4, 2025
Long Rush:	47 vs. Nicholls, Aug. 30, 2025
Receptions:	1 vs. Nicholls, Aug. 30, 2025
Receiving Yards:	12 vs. Nicholls, Aug. 30, 2025
Long Reception:	12 vs. Nicholls, Aug. 30, 2025

#22 DONNIE SMITH	
BAN   JR.   6-4   224	
Lucedale, Miss.   St. Joseph HS   East Central CC	

CAREER DEFENSIVE STATISTICS									
YEAR	GP/GS	UA	At	Tot	TFL-Yd	Sk-Yd	FF	FR	INT PD
2025	6/0	9	13	22	5.0-33	3.0-27	1	0	0 0
TOTAL	6/0	9	13	22	5.0-33	3.0-27	1	0	0 0

GAME-BY-GAME DEFENSE									
2025	UT	AT	Tot	TFL-Y	SK-Y	FF	FR	INT	PD
Nicholls	0	0	0	1.5-12	1.0-11	0	0	0	0
Clemson	0	2	2	0.5-1	0.0-0	0	0	0	0
Memphis	2	1	3	1.0-6	1.0-6	1	0	0	0
Buffalo	1	4	5	0.0-0	0.0-0	0	0	0	0
South Alabama	3	3	6	1.0-10	1.0-10	0	0	0	0
Texas State	1	1	2	1.0-4	0.0-0	0	0	0	0

CAREER HIGHS	
Tackles:	6 vs. South Alabama, Oct. 4, 2025
Tackles for Loss:	1.5 vs. Nicholls, Aug. 30, 2025
Sacks:	1.0 (3x) s. South Alabama, Oct. 4, 2025
Interceptions:	N/A
Passes Defended:	N/A

#23 KC BRADFORD	
S   Jr.   5-11   192	
Troy, Ala.   Pike Liberal Arts	

CAREER DEFENSIVE STATISTICS									
YEAR	GP/GS	UA	At	Tot	TFL-Yd	Sk-Yd	FF	FR	INT PD
2023	10/0	0	0	0	0.0-0	0.0-0	0	0	0 0
2024	11/0	0	0	0	0.0-0	0.0-0	0	0	0 0
2025	4/0	0	0	0	0.0-0	0.0-0	0	0	0 0
TOTAL	25/0	0	0	0	0.0-0	0.0-0	0	0	0 0

GAME-BY-GAME DEFENSE									
2023	UT	AT	Tot	TFL-Y	SK-Y	FF	FR	INT	PD
Western Kentucky	0	0	0	0.0-0	0.0-0	0	0	0	0
Georgia State	0	0	0	0.0-0	0.0-0	0	0	0	0
Arkansas State	0	0	0	0.0-0	0.0-0	0	0	0	0
Army	0	0	0	0.0-0	0.0-0	0	0	0	0
Texas State	0	0	0	0.0-0	0.0-0	0	0	0	0
South Alabama	0	0	0	0.0-0	0.0-0	0	0	0	0
ULM	0	0	0	0.0-0	0.0-0	0	0	0	0
Louisiana	0	0	0	0.0-0	0.0-0	0	0	0	0
Southern Miss	0	0	0	0.0-0	0.0-0	0	0	0	0
Duke	0	0	0	0.0-0	0.0-0	0	0	0	0

2024	UT	AT	Tot	TFL-Y	SK-Y	FF	FR	INT	PD
Nevada	0	0	0	0.0-0	0.0-0	0	0	0	0
Memphis	0	0	0	0.0-0	0.0-0	0	0	0	0
Iowa	0	0	0	0.0-0	0.0-0	0	0	0	0
Florida A&M	0	0	0	0.0-0	0.0-0	0	0	0	0
ULM	0	0	0	0.0-0	0.0-0	0	0	0	0
South Alabama	0	0	0	0.0-0	0.0-0	0	0	0	0
Arkansas State	0	0	0	0.0-0	0.0-0	0	0	0	0
Coastal Carolina	0	0	0	0.0-0	0.0-0	0	0	0	0
Georgia Southern	0	0	0	0.0-0	0.0-0	0	0	0	0
Louisiana	0	0	0	0.0-0	0.0-0	0	0	0	0
Southern Miss	0	0	0	0.0-0	0.0-0	0	0	0	0

2025	UT	AT	Tot	TFL-Y	SK-Y	FF	FR	INT	PD
Nicholls	0	0	0	0.0-0	0.0-0	0	0	0	0
Clemson	0	0	0	0.0-0	0.0-0	0	0	0	0
Memphis	0	0	0	0.0-0	0.0-0	0	0	0	0
Buffalo	0	0	0.0-0	0.0-0	0	0	0	0	0

CAREER HIGHS	
Tackles:	N/A
Tackles for Loss:	N/A
Sacks:	N/A
Interceptions:	N/A
Passes Defended:	N/A

#24 RONDELL CARTER	
S   So.   6-1   185	
Charlotte, N.C.   Julius Chambers HS	

CAREER DEFENSIVE STATISTICS									
YEAR	GP/GS	UA	At	Tot	TFL-Yd	Sk-Yd	FF	FR	INT PD
2024	4/0	2	1	3	1.0-1	0.0-0	0	0	0 0
2025	6/1	5	1	6	0.0-0	0.0-0	0	0	0 0
TOTAL	10/1	7	2	9	1.0-1	0.0-0	0	0	0 0

GAME-BY-GAME DEFENSE									
2024	UT	AT	Tot	TFL-Y	SK-Y	FF	FR	INT	PD
Nevada	1	1	2	0.0-0	0.0-0	0	0	0	0
Memphis	0	0	0	0.0-0	0.0-0	0	0	0	0
Texas State	0	0	0	0.0-0	0.0-0	0	0	0	0
Georgia Southern	1	0	1	1.0-1	0.0-0	0	0	0	0

2025	UT	AT	Tot	TFL-Y	SK-Y	FF	FR	INT	PD
Nicholls	0	1	1	0.0-0	0.0-0	0	0	0	0
Clemson	1	0	1	0.0-0	0.0-0	0	0	0	0
Buffalo	2	0	2	0.0-0	0.0-0	0	0	0	0
South Alabama	0	0	0	0.0-0	0.0-0	0	0	0	0
Texas State	1	0	1	0.0-0	0.0-0	0	0	0	0

CAREER HIGHS	
Tackles:	2 (2x) at Buffalo, Sept. 20, 2025
Tackles for Loss:	1.0 vs Ga. Southern, Nov. 16, 2024
Sacks:	N/A
Interceptions:	N/A
Passes Defended:	N/A

#25 DENNIS PALMER	
RB   So.   5-10   196	
Jensen Beach, Fla.   Jensen Beach HS   Bethune-Cookman	

CAREER RUSHING STATISTICS						
YEAR	GP/GS	Att	Yds	TD	Y/C	LG
2024 *	9/7	159	705	5	4.4	42
BCU	9/7	159	705	4	4.4	42
TOTAL	9/7	159	705	4	4.4	42

CAREER RECEIVING STATISTICS						
YEAR	GP/GS	REC	Yds	TD	Y/C	LG
2024 *	9/7	8	60	0	7.5	30
BCU	9/7	8	60	0	7.5	30
TOTAL	9/7	8	60	0	7.5	30

GAME-BY-GAME RUSHING/RECEIVING								
2024	RUSHING				RECEIVING			
	ATT	Yds	TD	LG	REC	Yds	TD	LG
Clark Atlanta	0	0	0	0	0	0	0	0
Alabama State	8	37	0	18	0	0	0	0
at Alabama A&M	9	35	0	14	2	26	0	22
Miss Valley St.	27	126	0	23	1	-3	0	0
Jackson State	20	73	0	29	0	0	0	0
Grambling State	20	86	1	42	5	37	0	30
Southern	19	84	1	25	0	0	0	0
Texas Southern	19	87	0	15	0	0	0	0
Florida A&M	37	178	3	26	0	0	0	0

CAREER HIGHS	
Rushing Att:	37 vs. Florida A&M, Nov. 23, 2024
Rushing Yards:	178 vs. Florida A&M, Nov. 23, 2024
Rushing TDs:	3 vs. Florida A&M, Nov. 23, 2024
Long Rush:	42 vs. Grambling State, Nov. 2, 2024
Receptions:	5 vs. Grambling State, Nov. 2, 2024
Receiving Yards:	37 vs. Grambling State, Nov. 2, 2024
Long Reception:	30 vs. Grambling State, Nov. 2, 2024

#28 EVAN CRENSHAW

P | R-Jr. | 6-4 | 192

Ponte Vedra Beach, Fla. | Nease HS | Coastal Carolina

CAREER PUNTING STATISTICS

YEAR	GP/GS	ATT	Yds	AVG.	TB	I20	50+
2022 *	13/13	51	1975	38.7	1	7	2
2023 *	13/13	37	1536	41.5	2	8	6
2024	3/0	1	44	44.0	1	0	0
2025	6/6	28	1368	48.9	1	14	14
CCU	27/27	88	3511	39.9	3	15	8



TROY	8/5	29	1412	48.7	2	14	14
TOTAL	35/32	117	4923	42.1	5	29	22

GAME-BY-GAME PUNTING

2022	ATT	Yds	Avg.	LG	TB	I20	50+
Army	2	90	45.0	48	0	1	0
Gardner-Webb	6	204	34.0	47	0	3	0
Buffalo	2	86	43.0	45	1	0	0
Georgia State	3	109	36.3	43	0	2	0
Georgia Southern	3	112	37.3	39	0	0	0
ULM	5	173	34.6	44	0	0	0
Old Dominion	1	33	33.0	33	0	0	0
Marshall	8	339	42.4	50	0	0	1
App State	3	137	45.7	54	0	1	1
Southern Miss	2	71	35.5	38	0	0	0
James Madison	9	351	39.0	43	0	0	0
Troy	4	151	37.8	43	0	0	0
East Carolina	3	119	39.7	0	0	0	0

2023	ATT	Yds	Avg.	LG	TB	I20	50+
UCLA	2	87	43.5	45	0	0	0
Jacksonville State	4	186	46.5	51	0	1	1
Duquesne	0	0	0.0	0	0	0	0
Georgia State	3	104	34.7	36	0	1	0
Georgia Southern	3	155	51.7	67	0	1	1
App State	3	106	35.3	45	0	0	0
Arkansas State	5	244	44.8	51	1	1	2
Marshall	2	77	38.5	43	1	0	0
Old Dominion	3	103	34.3	49	0	1	0
Texas State	2	93	46.5	53	0	0	1
Army	2	83	41.5	46	0	0	0
James Madison	4	141	35.3	43	0	0	0
San Jose State	4	177	44.3	52	0	3	1

2023	ATT	Yds	Avg.	LG	TB	I20	50+
Iowa	1	44	44.0	44	1	0	0
Coastal Carolina	0	0	0	0	0	0	0
Southern Miss	0	0	0	0	0	0	0

2025	ATT	Yds	Avg.	LG	TB	I20	50+
Nicholls	3	162	54.0	57	0	1	3
Clemson	3	126	42.0	44	1	2	0
Memphis	11	530	48.2	58	0	5	5
Buffalo	5	261	52.2	62	0	3	3
South Alabama	3	143	47.7	58	0	3	1
Texas State	3	146	48.7	51	0	0	2

CAREER HIGHS

Punts:	11 vs. Memphis, Sept. 13, 2025
Long Punt:	67 vs. Ga Southern, Sept. 30, 2023
Inside 20:	5 vs. Memphis, Sept. 13, 2025

#29 JOE LOTT

S | R-Fr. | 6-3 | 190  
Mobile, Ala. | UMS-Wright Prep

CAREER DEFENSIVE STATISTICS

YEAR	GP/GS	UA	At	Tot	TFL-Yd	Sk-Yd	FF	FR	INT	PD
2024	4/0	3	2	5	0.0-0	0.0-0	0	0	0	0
2025	5/0	8	2	10	0.0-0	0.0-	0	0	0	1
TOTAL	9/0	11	4	15	0.0-0	0.0-0	0	0	0	1

GAME-BY-GAME DEFENSE

2024	UT	AT	Tot	TFL-Y	SK-Y	FF	FR	INT	PD
Nevada	0	0	0	0.0-0	0.0-0	0	0	0	0
Texas State	0	0	0	0.0-0	0.0-0	0	0	0	0
South Alabama	2	0	2	0.0-0	0.0-0	0	0	0	0
Southern Miss	1	2	3	0.0-0	0.0-0	0	0	0	0

2025	UT	AT	Tot	TFL-Y	SK-Y	FF	FR	INT	PD
Nicholls	0	0	0	0.0-0	0.0-0	0	0	0	0
Clemson	2	0	2	0.0-0	0.0-0	0	0	0	0
Memphis	3	0	3	0.0-0	0.0-0	0	0	0	0
Buffalo	1	1	2	0.0-0	0.0-0	0	0	0	1
South Alabama	2	1	3	0.0-0	0.0-0	0	0	0	0

CAREER HIGHS

Tackles:	3 (3x) vs. South Alabama, Oct. 13, 2025
Tackles for Loss:	N/A
Sacks:	N/A
Interceptions:	N/A
Passes Defended:	1 at Buffalo, Sept. 20, 2025

#30 KEION DUNLAP

S | FR. | 6-1 | 215  
Enterprise, Ala. | Enterprise HS

CAREER DEFENSIVE STATISTICS

YEAR	GP/GS	UA	At	Tot	TFL-Yd	Sk-Yd	FF	FR	INT	PD
2025	5/0	0	0	0	0.0-0	0.0-0	0	0	0	0
TOTAL	5/0	0	0	0	0.0-0	0.0-0	0	0	0	0

GAME-BY-GAME DEFENSE

2025	UT	AT	Tot	TFL-Y	SK-Y	FF	FR	INT	PD
Nicholls	0	0	0	0.0-0	0.0-0	0	0	0	0
Clemson	0	0	0	0.0-0	0.0-0	0	0	0	0
Buffalo	0	0	0	0.0-0	0.0-0	0	0	0	0
South Alabama	0	0	0	0.0-0	0.0-0	0	0	0	0
Texas State	0	0	0	0.0-0	0.0-0	0	0	0	0

CAREER HIGHS

Tackles:	N/A
Tackles for Loss:	N/A
Sacks:	N/A
Interceptions:	N/A
Passes Defended:	N/A

#31 SHEMAR WELCH

S | R-Fr. | 6-1 | 164  
Mobile, Ala. | McGill-Toolen HS

CAREER DEFENSIVE STATISTICS

YEAR	GP/GS	UA	At	Tot	TFL-Yd	Sk-Yd	FF	FR	INT	PD
2024	4/0	1	2	3	0.0-0	0.0-0	0	0	0	0
2025	6/0	1	0	1	0.0-0	0.0-0	0	0	0	0
TOTAL	10/0	2	2	4	0.0-0	0.0-0	0	0	0	0

GAME-BY-GAME DEFENSE

2024	UT	AT	Tot	TFL-Y	SK-Y	FF	FR	INT	PD
Memphis	0	0	0	0.0-0	0.0-0	0	0	0	0
Texas State	0	0	0	0.0-0	0.0-0	0	0	0	0
Georgia Southern	1	1	2	0.0-0	0.0-0	0	0	0	0
Southern Miss	0	1	1	0.0-0	0.0-0	0	0	0	0

2025	UT	AT	Tot	TFL-Y	SK-Y	FF	FR	INT	PD
Nicholls	0	0	0	0.0-0	0.0-0	0	0	0	0
Clemson	1	0	1	0.0-0	0.0-0	0	0	0	0
Memphis	0	0	0	0.0-0	0.0-0	0	0	0	0
Buffalo	0	0	0	0.0-0	0.0-0	0	0	0	0
South Alabama	0	0	0	0.0-0	0.0-0	0	0	0	0
Texas State	0	0	0	0.0-0	0.0-0	0	0	0	0

CAREER HIGHS

Tackles:	2 vs. Georgia Southern, Nov. 16, 2024
Tackles for Loss:	N/A
Sacks:	N/A
Interceptions:	N/A
Passes Defended:	N/A

#32 PADDY McATEER

K | Jr. | 6-3 | 207  
Mullaghbawn, Ireland | St. Mary's (Belfast)

CAREER KICKOFF STATISTICS

YEAR	GP/GS	No.	YARDS	Avg.	TB
2024	12/11	59	3784	64.1	37
2025	6/6	28	1733	61.9	16
TOTAL	18/17	87	5517	63.4	53

CAREER KICKING STATISTICS

YEAR	GP/GS	FGM	FGA	FG%	LG	PAT	PAT%
2025	6/0	1	2	50.0	53	0	0

GAME-BY-GAME KICKING

	FIELD GOALS			KICKOFFS				PAT
2024	M-A	Lg	No.	Yds	Avg.	TB	OB	M-A
Nevada	0-0	0	4	260	65.0	2	0	0-0
Memphis	0-0	0	4	258	64.5	3	0	0-0
Iowa	0-0	0	4	260	65.0	3	0	0-0
Florida A&M	0-0	0	6	383	63.8	4	1	0-0
ULM	0-0	0	4	259	64.8	3	0	0-0
Texas State	0-0	0	4	260	65.0	4	0	0-0
South Alabama	0-0	0	3	195	65.0	1	0	0-0
Arkansas State	0-0	0	6	384	64.0	4	0	0-0
Coastal Carolina	0-0	0	7	455	65.0	6	0	0-0
Georgia Southern	0-0	0	3	195	65.0	3	0	0-0
Louisiana	0-0	0	5	320	64.0	1	0	0-0
Southern Miss	0-0	0	9	555	61.7	3	1	0-0

2025	M-A	LG	No.	Yds	Avg.	TB	OB	M-A
Nicholls	0-0	0	7	455	65.0	7	0	0-0
Clemson	0-1	0	4	232	58.0	2	0	0-0
Memphis	0-0	0	2	127	63.5	0	1	0-0
Buffalo	0-0	0	4	257	64.3	3	0	0-0
South Alabama	0-0	0	5	290	58.0	4	0	0-0
Texas State	1-1	53	6	372	62.0	0	0	0-0

CAREER HIGHS

FG Made:	1 at Texas State, Oct. 11, 2025
FG Att:	1 (2x) at Texas State, Oct. 11, 2025
FG Long:	53 at Texas State, Oct. 11, 2025

#40 SCOTT TAYLOR RENFROE

K | Sr. | 6-1 | 200  
Troy, Ala. | Pike Liberal Arts

CAREER KICKING STATISTICS

YEAR	GP/GS	FGM	FGA	FG%	LG	PAT	PAT%
2022	4/0	0	0	0.0	0	0-0	0.0
2023	14/14	19	24	79.2	44	50-50	100
2024	12/12	11	13	84.6	50	34-36	94.4
2025	6/6	4	5	80.0	47	18-19	94.7
TOTAL	36/32	34	42	81.0	50	102-105	97.1

CAREER KICKOFF STATISTICS

YEAR	GP/GS	No.	YARDS	Avg.	TB
2022	4/0	9	539	59.9	4
2023	14/14	4	168	42.0	0
2024	13/13	4	130	65.0	2
TOTAL	31/27	15	837	55.8	6

GAME-BY-GAME KICKING

	FIELD GOALS			KICKOFFS				PAT
2023	M-A	LG	No.	Yds	Avg.	TB	OB	M-A
Stephen F. Austin	2-2	36	1	18	18.0	0	0	6-6
Kansas State	2-2	37	1	54	54.0	0	0	1-1
James Madison	0-1	0	1	64	64.0	0	0	2-2
Western Kentucky	2-2	26	0	0	0.0	0	0	3-3
Georgia State	2-3	38	0	0	0.0	0	0	2-2
Arkansas State	3-3	39	0	0	0.0	0	0	4-4
Army	4-5	43	0	0	0.0	0	0	1-1
Texas State	1-1	27	0	0	0.0	0	0	4-4
South Alabama	0-1	0	0	0	0.0	0	0	4-4
ULM	1-1	32	0	0	0.0	0	0	6-6
Louisiana	1-1	44	0	0	0.0	0	0	4-4
Southern Miss	0-0	0	0	0	0.0	0	0	5-5
App State	0-0	0	0	0	0.0	0	0	7-7
Duke	1-2	44	0	0	0.0	0	0	1-1

2024	M-A	LG	No.	Yds	Avg.	TB	OB	M-A
Nevada	2-2	30	0	0	0.0	0	0	2-2
Memphis	1-1	22	0	0	0.0	0	0	2-2
Iowa	0-0	0	0	0	0.0	0	0	3-3
Florida A&M	0-0	0	0	0	0.0	0	0	4-5
ULM	3-4	49	0	0	0.0	0	0	0-0
Texas State	1-1	42	0	0	0.0	0	0	2-2
South Alabama	1-1	36	0	0	0.0	0	0	0-1
Arkansas State	1-1	38	0	0	0.0	0	0	4-4
Coastal Carolina	1-1	36	0	0	0.0	0	0	5-5
Georgia Southern	0-1	0	2	130	65.0	2	0	4-4
Louisiana	0-0	0	0	0	0.0	0	0	2-2
Southern Miss	1-1	50	0	0	0.0	0	0	6-6



GAME-BY-GAME RUSHING/RECEIVING

2023	RUSHING				RECEIVING			
	ATT	Yds	TD	LG	REC	Yds	TD	LG
Georgia State	0	0	0	0	0	0	0	0
Arkansas State	0	0	0	0	0	0	0	0
Army	0	0	0	0	0	0	0	0
Texas State	0	0	0	0	0	0	0	0
South Alabama	0	0	0	0	0	0	0	0
ULM	0	0	0	0	0	0	0	0
Louisiana	0	0	0	0	0	0	0	0
Southern Miss	0	0	0	0	0	0	0	0
App State	0	0	0	0	0	0	0	0

2024	RUSHING				RECEIVING			
	ATT	Yds	TD	LG	REC	Yds	TD	LG
Nevada	0	0	0	0	0	0	0	0
Memphis	0	0	0	0	0	0	0	0
Iowa	0	0	0	0	0	0	0	0
Florida A&M	0	0	0	0	0	0	0	0
ULM	0	0	0	0	0	0	0	0
Texas State	0	0	0	0	0	0	0	0
South Alabama	0	0	0	0	0	0	0	0
Arkansas State	0	0	0	0	0	0	0	0
Coastal Carolina	0	0	0	0	0	0	0	0
Georgia Southern	0	0	0	0	0	0	0	0
Louisiana	0	0	0	0	0	0	0	0
Southern Miss	0	0	0	0	0	0	0	0

2024	RUSHING				RECEIVING			
	ATT	Yds	TD	LG	REC	Yds	TD	LG
Nicholls	0	0	0	0	0	0	0	0
Clemson	0	0	0	0	0	0	0	0
Memphis	0	0	0	0	0	0	0	0
Buffalo	0	0	0	0	0	0	0	0
South Alabama	0	0	0	0	0	0	0	0
Texas State	0	0	0	0	0	0	0	0

GAME-BY-GAME KICKOFF RETURNS

2025	ATT				Yds				TD				LG			
	ATT	Yds	TD	LG	ATT	Yds	TD	LG	ATT	Yds	TD	LG	ATT	Yds	TD	LG
Nicholls	1	6	0	6												

CAREER HIGHS

Kickoff Return: 6 vs. Nicholls, Aug 30, 2025

#88 JACKSON WORLEY

TE | So. | 6-4 | 245  
West Palm Beach, Fla. | The King's Academy

CAREER RECEIVING STATISTICS

YEAR	GP/GS	REC	Yds	TD	Y/C	LG
2024	8/0	4	31	1	7.8	11
2025	6/0	2	19	1	13	13
TOTAL	14/0	6	50	2	8.3	13

GAME-BY-GAME RUSHING/RECEIVING

2024	RUSHING				RECEIVING			
	ATT	Yds	TD	LG	REC	Yds	TD	LG
ULM	0	0	0	0	0	0	0	0
Texas State	0	0	0	0	0	0	0	0
South Alabama	0	0	0	0	0	0	0	0
Arkansas State	0	0	0	0	1	9	0	9
Coastal Carolina	0	0	0	0	2	18	0	11
Georgia Southern	0	0	0	0	0	0	0	0
Louisiana	0	0	0	0	1	4	1	4
Southern Miss	0	0	0	0	0	0	0	0

2025	RUSHING				RECEIVING			
	ATT	Yds	TD	LG	REC	Yds	TD	LG
Nicholls	0	0	0	0	0	0	0	0
Clemson	0	0	0	0	0	0	0	0
Memphis	0	0	0	0	1	13	0	13
Buffalo	0	0	0	0	0	0	0	0
South Alabama	0	0	0	0	0	0	0	0
Texas State	0	0	0	0	1	6	1	6

CAREER HIGHS

Receptions: 2 vs. Coastal Carolina, Nov. 2, 2024  
Receiving Yards: 18 vs. Coastal Carolina, Nov. 2, 2024  
Receiving TDs: 1 (2x) at Texas State, Oct. 11, 2025  
Long Reception: 13 vs. Memphis, Sept. 13, 2025

#89 TRAE SWARTZ

TE | Sr. | 6-5 | 255  
Ottumwa, Iowa | Ottumwa HS | Iowa Western CC

CAREER RECEIVING STATISTICS

YEAR	GP/GS	REC	Yds	TD	Y/C	LG
2024	10/0	4	41	2	10.2	20
2025	6/0	1	2	1	2.0	2
TOTAL	16/0	5	43	3	8.6	20

GAME-BY-GAME RUSHING/RECEIVING

2024	RUSHING				RECEIVING			
	ATT	Yds	TD	LG	REC	Yds	TD	LG
Nevada	0	0	0	0	0	0	0	0
Florida A&M	0	0	0	0	0	0	0	0
ULM	0	0	0	0	0	0	0	0
Texas State	0	0	0	0	0	0	0	0
South Alabama	0	0	0	0	0	0	0	0
Arkansas State	0	0	0	0	0	0	0	0
Coastal Carolina	0	0	0	0	0	0	0	0
Georgia Southern	0	0	0	0	0	0	0	0
Louisiana	0	0	0	0	2	21	1	20
Southern Miss	0	0	0	0	2	20	1	10

2025	RUSHING				RECEIVING			
	ATT	Yds	TD	LG	REC	Yds	TD	LG
Nicholls	0	0	0	0	0	0	0	0
Clemson	0	0	0	0	0	0	0	0
Memphis	0	0	0	0	0	0	0	0
Buffalo	0	0	0	0	0	0	0	0
South Alabama	0	0	0	0	0	0	0	0
Texas State	0	0	0	0	1	2	1	2

CAREER HIGHS

Receptions: 2 (2x) vs. Southern Miss, Nov. 30, 2024  
Receiving Yards: 21 vs. Louisiana, Nov. 23, 2024  
Receiving TDs: 1 (3x) at Texas State, Oct. 11, 2025  
Long Reception: 20 vs. Louisiana, Nov. 23, 2024

#93 KAM CURRY

DT | Jr. | 6-2 | 305  
Midland, Texas | Midland Lee HS | Tyler JC

CAREER DEFENSIVE STATISTICS

YEAR	GP/GS	UA	At	Tot	TFL-Yd	Sk-Yd	FF	FR	INT	PD
2024	12/5	8	11	19	1.0-1	0.0-0	0	0	0	0
2025	6/0	3	3	6	1.5-1	0.5-0	0	0	0	0
TOTAL	18/5	11	14	25	2.5-2	0.5-0	0	0	0	0

GAME-BY-GAME DEFENSE

2024	UT	AT	Tot	TFL-Y	SK-Y	FF	FR	INT	PD
Nevada	0	0	0	0.0-0	0.0-0	0	0	0	0
Memphis	0	0	0	0.0-0	0.0-0	0	0	0	0
Iowa	4	2	6	0.0-0	0.0-0	0	0	0	0
Florida A&M	1	1	2	0.0-0	0.0-0	0	0	0	0
ULM	0	2	2	0.0-0	0.0-0	0	0	0	0
Texas State	1	2	3	0.0-0	0.0-0	0	0	0	0
South Alabama	2	0	2	1.0-1	0.0-0	0	0	0	0
Arkansas State	0	0	0	0.0-0	0.0-0	0	0	0	0
Coastal Carolina	0	0	0	0.0-0	0.0-0	0	0	0	0
Georgia Southern	0	1	1	0.0-0	0.0-0	0	0	0	0
Louisiana	0	1	1	0.0-0	0.0-0	0	0	0	0
Southern Miss	0	2	2	0.0-0	0.0-0	0	0	0	0

2025	UT	AT	Tot	TFL-Y	SK-Y	FF	FR	INT	PD
Nicholls	0	1	1	0.0-0	0.0-0	0	0	0	0
Clemson	1	0	1	1.0-1	0.0-0	0	0	0	0
Memphis	1	0	1	0.0-0	0.0-0	0	0	0	0
Buffalo	1	0	1	0.0-0	0.0-0	0	0	0	0
South Alabama	0	1	1	0.0-0	0.0-0	0	0	0	0
Texas State	0	1	1	0.5-0	0.5-0	0	0	0	0

CAREER HIGHS

Tackles: 6 vs. Iowa, Sept. 14, 2024  
Tackles for Loss: 1.0 (2x) at Clemson, Sept. 6, 2025  
Sacks: 0.5 at Texas State, Oct. 11, 2025  
Interceptions: N/A  
Passes Defended: N/A

#95 SHUMOND JOHNSON

DT | R-Fr. | 6-2 | 285  
Fairburn, Ga. | Creekside HS

CAREER DEFENSIVE STATISTICS

YEAR	GP/GS	UA	At	Tot	TFL-Yd	Sk-Yd	FF	FR	INT	PD
2024	1/0	0	0	0	0.0-0	0.0-0	0	0	0	0
TOTAL	1/0	0	0	0	0.0-0	0.0-0	0	0	0	0

GAME-BY-GAME DEFENSE

2024	UT	AT	Tot	TFL-Y	SK-Y	FF	FR	INT	PD
Southern Miss	0	0	0	0.0-0	0.0-0	0	0	0	0

2025	UT	AT	Tot	TFL-Y	SK-Y	FF	FR	INT	PD
Nicholls	0	0	0	0.0-0	0.0-0	0	0	0	0
Clemson	3	0	3	0.0-0	0.0-0	0	0	0	0
Memphis	0	3	3	0.0-0	0.0-0	0	0	0	0
Buffalo	1	1	2	1.0-1	0.0-0	0	0	0	0
South Alabama	1	2	3	1.0-2	1.0-2	0	0	0	0
Texas State	0	0	0	0.0-0	0.0-0	0	0	0	0

CAREER HIGHS

Tackles:	5 vs. Florida A&M, Sept. 21, 2024
Tackles for Loss:	1.0 (5x) vs. South Alabama, Oct. 4, 2025
Sacks:	1.0 vs. South Alabama, Oct. 4, 2025
Interceptions:	N/A
Passes Defended:	N/A

#99 JULIAN PETERSON

DT | Sr. | 6-3 | 305  
Pinson, Ala. | Pinson Valley HS

CAREER DEFENSIVE STATISTICS

YEAR	GP/GS	UA	At	Tot	TFL-Yd	Sk-Yd	FF	FR	INT	PD
2022	3/0	0	0	0	0.0-0	0.0-0	0	0	0	0
2023	14/0	2	3	5	1.5-14	1.5-14	0	0	0	0
2024	12/7	11	14	25	5.0-16	2.5-11	0	0	0	0
2025	6/0	7	10	17	2.0-3	0.5-1	0	0	0	0
TOTAL	35/7	20	27	47	8.5-33	4.5-26	0	0	0	0

GAME-BY-GAME DEFENSE

2022	UT	AT	Tot	TFL-Y	SK-Y	FF	FR	INT	PD
Alabama A&M	0	0	0	0.0-0	0.0-0	0	0	0	0
ULM	0	0	0	0.0-0	0.0-0	0	0	0	0
Arkansas State	0	0	0	0.0-0	0.0-0	0	0	0	0

2023	UT	AT	Tot	TFL-Y	SK-Y	FF	FR	INT	PD
Stephen F. Austin	0	1	1	0.0-0	0.0-0	0	0	0	0
Kansas State	0	0	0	0.0-0	0.0-0	0	0	0	0
James Madison	0	0	0	0.0-0	0.0-0	0	0	0	0
Western Kentucky	0	0	0	0.0-0	0.0-0	0	0	0	0
Georgia State	0	0	0	0.0-0	0.0-0	0	0	0	0
Arkansas State	1	1	2	1.5-14	1.5-14	0	0	0	0
Army	0	0	0	0.0-0	0.0-0	0	0	0	0
Texas State	0	0	0	0.0-0	0.0-0	0	0	0	0
South Alabama	0	0	0	0.0-0	0.0-0	0	0	0	0
ULM	1	1	2	0.0-0	0.0-0	0	0	0	0
Louisiana	0	0	0	0.0-0	0.0-0	0	0	0	0
Southern Miss	0	0	0	0.0-0	0.0-0	0	0	0	0
App State	0	0	0	0.0-0	0.0-0	0	0	0	0
Duke	0	0	0	0.0-0	0.0-0	0	0	0	0

2024	UT	AT	Tot	TFL-Y	SK-Y	FF	FR	INT	PD
Nevada	0	3	3	0.0-0	0.0-0	0	0	0	0
Memphis	0	0	0	0.0-0	0.0-0	0	0	0	0
Iowa	2	0	2	1.0-8	1.0-8	0	0	0	0
Florida A&M	0	2	2	0.5-0	0.0-0	0	0	0	0
ULM	1	3	4	1.5-4	0.0-0	0	0	0	0
Texas State	1	1	2	0.0-0	0.0-0	0	0	0	0
South Alabama	2	1	3	1.0-3	1.0-3	0	0	0	0
Arkansas State	0	1	1	0.0-0	0.0-0	0	0	0	0
Coastal Carolina	1	1	2	0.5-0	0.5-0	0	0	0	0
Georgia Southern	0	0	0	0.0-0	0.0-0	0	0	0	0
Louisiana	4	0	4	1.0-1	0.0-0	0	0	0	0
Southern Miss	0	2	2	0.0-0	0.0-0	0	0	0	0

2025	UT	AT	Tot	TFL-Y	SK-Y	FF	FR	INT	PD
Nicholls	0	3	3	0.5-1	0.0-0	0	0	0	0
Clemson	0	0	0	0.0-0	0.0-0	0	0	0	0
Memphis	4	4	8	1.5-2	0.5-1	0	0	0	0
Buffalo	1	0	1	0.0-0	0.0-0	0	0	0	0
South Alabama	1	0	1	0.0-0	0.0-0	0	0	0	0
Texas State	1	3	4	0.0-0	0.0-0	0	0	0	0

CAREER HIGHS

Tackles:	8 vs. Memphis, Sept. 13, 2025
Tackles for Loss:	1.5 (3x) vs. Memphis, Sept. 13, 2025
Sacks:	1.5 vs. Arkansas State, Oct. 7, 2023
Interceptions:	N/A
Passes Defended:	N/A

Shutout an opponent: .....	Oct. 14, 2023, at Army (19-0)
Rushed for more than 300 yards: .....	Nov. 2, 2024, vs. Coastal Carolina (55 rushes, 342 yards)
Rushed for more than 400 yards: .....	Sept. 14, 2002 vs. Southern Utah (52 rushes, 464 yards)
Passed for more than 300 yards: .....	Oct. 11, 2025, at Texas State (415 yards)
Passed for more than 400 yards: .....	Oct. 11, 2025, at Texas State (415 yards)
Recorded 600-699 yds offense: .....	Nov. 9, 2019, vs. Georgia Southern (273 rushing, 330 passing, 603 total)
Recorded more than 700 yds offense: .....	Sept. 3, 2016 vs. Austin Peay (383 rushing, 323 passing, 706 total)
Ran at least 100 plays: .....	Oct. 12, 2013 at Georgia State (102 plays)
Scored 50 or more points: .....	Nov. 30, 2025, vs. Southern Miss (52)
Returned the Opening Kickoff for TD: .....	Sept. 29, 2018, vs. Coastal Carolina (96 yards by Marcus Jones)
Scored on First Play: .....	Sept. 3, 2016 vs. Austin Peay (48-yard run by Jordan Chunn)
Scored on First Two Plays: .....	Nov. 18, 2000 vs. Jacksonville State (65-yard pass from Brock Nutter to Jonathan Carter 33-yard pass from Thad Buttone to Jonathan Carter)
Scored on a Hail Mary: .....	Sept. 23, 2023, vs. Western Kentucky (40-yard pass from Gunnar Watson to Chris Lewis, end of first half)
Scored on First Play of Second Half: .....	Oct. 1, 2016 at Idaho (John Johnson 60-yard pass from Brandon Silvers)
Scored on First Play of Season: .....	Sept. 3, 2016 vs. Austin Peay (48-yard run by Jordan Chunn)
Passed for less than 100 yards: .....	Sept. 13, 2025, vs. Memphis (12-32, 72 yards)
Passed for less than 100 yds in 3 straight games: .....	Oct. 16-23-30, 2004 at Arkansas State (73 yards); at LSU (60 yards); vs. Idaho (48 yards)
Failed to record 200 yards total offense: .....	Sept. 13, 2025, vs. Memphis (40 rushing, 77 passing, 112 total)
Failed to record 100 yards total offense: .....	Oct. 9, 1982 vs SE Louisiana (27 rushing, 48 passing, 75 total)
Failed to score a touchdown and lost: .....	Sept. 28, 2024, vs. ULM (13-9)
Failed to score a touchdown and won: .....	Nov. 17, 2018, vs. Texas State (12-7; four field goals)
Held an opponent to negative yards rushing: .....	Sept. 18, 2021, at Southern Miss (39 carries, -1 yards)
Held an opponent to less than 100 yards passing: .....	Oct. 14, 2023, vs. Army (9-18, 78 yards)
Held an opponent to less than 50 yards passing: .....	Oct. 30, 2014 at Georgia Southern (6-10, 40 yards)
Held an opponent to less than 10 yards passing: .....	Oct. 27, 2001 vs. Southern Utah (1-8, 6 yards)
Held opponent to less than 200 yards total offense: .....	Sept. 24, 2022, vs. Marshall (96 rush, 78 pass, 174 total)
Returned a kickoff for a touchdown: .....	Sept. 14, 2019, vs. Southern Miss (69 yards by Reggie Todd)
Returned a punt for a touchdown: .....	Sept. 14, 2024, at Iowa (Devonte Ross, 77 yards)
Blocked an opponent's punt: .....	Dec. 5, 2020, at South Alabama (Kaylon Geiger)
Blocked two opponent punts in a game: .....	Oct. 26, 2002 vs. FAU
Blocked an opponent's field goal attempt: .....	Nov. 11, 2023, at ULM (Zach Edwards)
Blocked an opponent's PAT try: .....	Sept. 18, 2021, at Southern Miss (Will Choloh)
Returned an interception for a TD: .....	Nov. 30, 2024, vs. Southern Miss (Ian Conerly-Goodly, 31 yards)
Returned a fumble for a touchdown: .....	Sept. 13, 2025, vs. Memphis (Taleeq Robbins, 15 yards)
Returned a fumble and an INT for touchdowns: .....	Oct. 24, 2020, vs. Georgia State (Shakel Brown, 21-yard fumble; Reddy Steward, 35-yard INT)
Attempted an on-side kick: .....	Oct. 11, 2025, at Texas State
Converted an on-side kick: .....	Oct. 11, 2025, at Texas State
Attempted a fake punt: .....	Nov. 9, 2019, vs. Georgia Southern (Successful)
Attempted a fake field goal: .....	Sept. 6, 2025, at Clemson (Unsuccessful)
Scored a safety: .....	Dec. 5, 2020, at South Alabama TEAM
Converted multiple 2-point conversions: .....	Nov. 23, 2024, at Louisiana (2)
Returned a PAT attempt for two points: .....	Nov. 25, 2000 Chris Archie vs. Appalachian State (INT, 102 yards)
2 players rush for 100 yards in a game: .....	Nov. 2, 2024, vs. Coastal Carolina (Damien Taylor, 190 yards; Gerald Green, 123 yards)
3 players rush for 100 yards in a game: .....	Sept. 14, 2002 vs. S. Utah (Marrio Fraser, 125; DeWhitt Betterson, 122; LeBarron Black, 100)

Quarterback rush for 100 yards in a game: .....	Oct. 4, 2023, vs. South Alabama Tucker Kilcrease (19 carries, 102 yards)
Player rushed for 100 yds in consecutive games: .....	Gerald Green, 2024 (113 at Arkansas State, 123 vs. Coastal Carolina)
Player rushed for 100 yds in three consecutive games: .....	2018, B.J. Smith (103 vs. Coastal Carolina; 140 vs. Georgia State; 111 at Liberty)
Player rushed for 100 yds in four consecutive games: .....	2018, B.J. Smith (103 vs. Coastal Carolina; 140 vs. Georgia St; 111 at Liberty, 170 at South Alabama)
Player rushed for 100 yds in five consecutive games: .....	2018, B.J. Smith (103 vs. Coastal Carolina; 140 vs. Georgia St; 111 at Liberty, 170 at South Alabama, 103 vs. Louisiana)
Player rush for more than 200 yards in a game: .....	Sept. 2, 2023, vs. Stephen F. Austin (Kimani Vidal, 25 carries, 248 yards)
Had a player record 40 carries in a game: .....	Nov. 15, 2003 vs. Utah St (DeWhitt Betterson, 46 carries, 230 yards, 2 TDs)
Had a player rush for three TD in a game: .....	Dec. 2, 2023, vs. App State (Kimani Vidal - 5)
Had a player rush for four TD in a game: .....	Dec. 2, 2023, vs. App State (Kimani Vidal - 5)
Player record 100 yards rushing and receiving: .....	Sept. 9, 2000 vs. App State (Demontray Carter, 102 rushing & 153 receiving)
2 players with more than 100 yards receiving in a game: .....	Sept. 24, 2022, vs. Marshall (Tez Johnson, 121; Jabre Barber 101)
3 players with more than 100 yards receiving in a game: .....	Sept. 14, 2019, vs. Southern Miss (Geiger, 118; Eafford, 110; Whittemore, 110, McClain, 104)
4 players with more than 100 yards receiving in a game: .....	Sept. 14, 2019, vs. Southern Miss (Geiger, 118; Eafford, 110; Whittemore, 110, McClain, 104)
Player with three or more touchdown receptions in game: .....	Sept. 21, 2024, vs. Florida A&M Devonte Ross (3)
Made three field goals in a game: .....	Sept. 24, 2022, vs. Marshall (Brooks Buce - 40, 25, 28)
Make a game-winning FG with less than one minute in game: .....	Oct. 17, 2020, vs. Eastern Kentucky (Evan Legassey, 47 yards, 0:02)
Played an overtime game: .....	Oct. 11, 2025, at Texas State (Troy 48, Texas State 41)
Punted on third down: .....	Oct. 12, 2002, vs. Mississippi State (3rd-and-16 from the Troy 4-yard line)
A player record two interceptions in a game: .....	Nov. 26, 2022, at Arkansas State (Reddy Steward)
A player record three interceptions in a game: .....	Nov. 15, 2014 at Idaho (Montres Kitchens)
A player recorded multiple interceptions in consecutive games: .....	Blace Brown (Sept. 24, 2016 vs. New Mexico State [2] & Oct. 1, 2016 at Idaho [2])
Rallied from 17-point or more deficit: .....	Oct. 11, 2025, at Texas State; trailed 28-7, won 48-41
20-Play Scoring Drive: .....	Nov. 5, 2022, at Louisiana

## LAST TIME ... AN OPPONENT

Shutout Troy: .....	Sept. 20, 2014 at Georgia (0-66)
Rushed for more than 300 yards: .....	Oct. 11, 2025, at Texas State (53 attempts, 326 yards)
Had more than 600 yards total offense: .....	Sept. 26, 2020, at BYU (192 rushing, 472 passing, 664 overall)
Returned a kickoff for a touchdown: .....	Nov. 23, 2024, at Louisiana (Robert Williams, 96 yards)
Returned a punt for a touchdown: .....	Sept. 2, 2017, at Boise State (Avery Williams, 81 yards)
Returned two punts for TD in a game: .....	Aug. 31, 2002 vs. Nebraska (DeJuan Groce, 83 and 72 yards)
Returned a blocked punt for a touchdown: .....	Dec. 3, 2011 at Arkansas State (Jones)
Blocked a Troy punt: .....	Nov. 2, 2024, vs. Coastal Carolina
Blocked two Troy punts: .....	Nov. 2, 2002 vs. Arkansas (Tom Crowder and Bo Mosley)
Blocked a Troy field goal attempt: .....	Dec. 5, 2020, at South Alabama
Blocked a Troy field goal and returned for TD: .....	Never (FBS era)
Blocked a Troy PAT Attempt: .....	Nov. 5, 2022, at Louisiana
Returned an interception for a TD: .....	Sept. 14, 2024, at Iowa
Returned a fumble for a touchdown: .....	Sept. 2, 2023, vs. Stephen F. Austin
Returned a fumble and an INT for touchdowns: .....	Sept. 7, 2002 vs. UAB (Chris Brown, 91-yard fumble; Gaylon Black, 30-yard INT)
Scored a safety: .....	Oct. 15, 2024, at South Alabama
Returned a missed PAT attempt for two points: .....	Never
A player rushed for 200 yards in a game: .....	Nov. 26, 2011 at WKU (Bobby Rainey, 43 carries, 227 yards, 3 TDs)
Converted a Fake Punt: .....	Sept. 30, 2023, at Georgia State
Failed on a Fake Punt: .....	Sept. 17, 2016, at Southern Miss



GAME 1

NICHOLLS	0	10	7	3	20
TROY	0	7	3	28	38

AUG. 30 • TROY, ALA. • VETERANS MEMORIAL STADIUM • 25,556

	NICHOLLS	TROY
FIRST DOWNS	16	23
Rushing	4	13
Passing	7	9
Penalty	5	1
NET YARDS RUSHING	65	272
Rushing Attempts	25	44
Average Per Rush	2.6	6.2
Rushing Touchdowns	1	2
Yards Gained Rushing	98	278
Yards Lost Rushing	33	6
NET YARDS PASSING	184	144
Completions-Attempts-Int	21-27-1	14-24-0
Average Per Attempt	6.8	6.0
Average Per Completion	8.8	10.3
Passing Touchdowns	1	3
TOTAL OFFENSE YARDS	249	416
Total offense plays	52	68
Average Gain Per Play	4.8	6.1
Fumbles: Number-Lost	0-0	0-0
Penalties: Number-Yards	6-45	8-100
PUNTS-YARDS	4-149	3-162
Average Yards Per Punt	37.2	54.0
Net Yards Per Punt	37.2	43.3
Inside 20	1	1
50+ Yards	1	3
Touchbacks	0	0
Fair catch	2	0
KICKOFF-YARDS	5-248	7-455
Average Yards Per Kickoff	49.6	65.0
Net Yards Per Kickoff	36.2	40
Touchbacks	0	7
Fair Catch Yards	0	0
Punt returns: Number-Yards-TD	1-32-0	0-0-0
Average Per Return	32.0	0.0
Kickoff returns: Number-Yds-TD	0-0-0	5-67-0
Average Per Return	0.0	13.4
Interceptions: Number-Yds-TD	0-0-0	1-1-0
Fumble Returns: Number-Yds-TD	0-0-0	0-0-0
Miscellaneous Yards	0	0
Possession Time	29:13	30:47
1st Quarter	07:36	07:24
2nd Quarter	07:54	07:06
3rd Quarter	04:51	10:09
4th Quarter	08:52	06:08
Third-Down Conversions	4-11	9-15
Fourth-Down Conversions	0-1	1-2
Red-Zone Scores-Chances	2-2	3-3
Touchdowns	1	2
Field goals	1	1
Sacks By: Number-Yards	1-1	4-32
PAT Kicks	2-2	5-5
2Pts Conversions	0-0	0-0
Field Goals	2-2	1-1
Points off Turnover	0	7

- NOTABLE**
- Troy trailed 10-0 in the first quarter and came back to win 38-20. It was the Trojans’ largest comeback since overcoming a 12-0 deficit to win 18-12 in the 2022 Cure Bowl against UTSA.
  - Paul Bowling became the first true freshman to start at center in a season opener at Troy since at least 1982 (records prior are incomplete).
  - Tae Meadows rushed for 186 yards and a touchdown on 23 carries, which ranks as the 19th most in a game in program history and the third-most in a season opener in program history -- Kimani Vidal 248 yards (Stephen F. Austin, 2023), Shawn Southward (UAB, 2012).
  - Troy rushed for 272 yards as a team to improve 25-0 since 2015 when rushing for more than 200 yards and 29-0 since joining the Sun Belt in 2004 when rushing for 250 yards.
  - Troy finished with 23 first downs in the game, marking the sixth straight game that the Trojans have topped 23 first downs dating back to last season.
  - Troy’s 28-point fourth quarter was its highest scoring quarter since scoring 28 in the fourth quarter of the 2023 Sun Belt Championship Game victory over App State.
  - Troy held Nicholls to just four rushing first downs; the Trojans have held four straight opponents to four or fewer first downs and six of their last seven opponents.
  - Troy has held five of its last seven opponents to 318 yards or fewer after limiting Nicholls to 249 yards of offense.
  - Evan Crenshaw averaged 54.0 yards per punt on his three attempts; it is the fourth-best average by a Troy punter since at least 1995 with at least three attempts in a game.

STAT LEADERS

NICHOLLS						TROY							
Rushing	No	Yds	TD	Lg	Avg	Rushing	No	Yds	TD	Lg	Avg		
Hoffman, Tamaj	9	52	0	31	5.8	Meadows, Tae	23	186	1	47	8.1		
Brock, Miequle	7	34	1	20	4.9	Crowder, Goose	7	43	1	16	6.1		
Passing	A	C	I	Yds	TD	Lng	Passing	A	C	I	Yds	TD	Lng
Hogan, Deuce	27	21	1	184	1	58	Crowder, Goose	24	14	0	144	3	28
Receiving	No.	Yds	TD	Long		Receiving	No.	Yds	TD	Long			
Brock, Miequle	6	87	1	58		Conner, Ethan	4	20	1	7			
Osby, Scrappy	5	36	0	17		Mothershed, Roman2	32		1	27			
Lewis, Solo	4	23	0	13		Higgins, Peyton	2	21	0	14			
Smith, Jordan	1	12	0	12		Taylor, Tray	1	28	1	28			

GAME 2

TROY	7	9	0	0	16
#8 CLEMSON	0	3	17	7	27

SEPT. 6 • CLEMSON, S.C. • MEMORIAL STADIUM • 77,890

	TROY	CLEM
FIRST DOWNS	16	17
Rushing	8	6
Passing	8	8
Penalty	0	3
NET YARDS RUSHING	78	120
Rushing Attempts	32	31
Average Per Rush	2.4	3.9
Rushing Touchdowns	0	1
Yards Gained Rushing	116	137
Yards Lost Rushing	38	17
NET YARDS PASSING	223	196
Completions-Attempts-Int	19-31-3	18-24-1
Average Per Attempt	7.2	8.2
Average Per Completion	11.7	10.9
Passing Touchdowns	1	2
TOTAL OFFENSE YARDS	301	316
Total offense plays	63	55
Average Gain Per Play	4.8	5.7
Fumbles: Number-Lost	0-0	1-1
Penalties: Number-Yards	10-97	3-30
PUNTS-YARDS	3-126	3-135
Average Yards Per Punt	42.0	45.0
Net Yards Per Punt	35.3	44.7
Inside 20	2	1
50+ Yards	0	1
Touchbacks	1	0
Fair catch	1	2
KICKOFF-YARDS	4-232	6-369
Average Yards Per Kickoff	58.0	61.5
Net Yards Per Kickoff	38	40.7
Touchbacks	2	5
Fair Catch Yards	0	0
Punt returns: Number-Yards-TD	1-1-0	0-0-0
Average Per Return	1.0	0.0
Kickoff returns: Number-Yds-TD	0-0-0	2-30-0
Average Per Return	0.0	15.0
Interceptions: Number-Yds-TD	1-4-1	3-13-0
Fumble Returns: Number-Yds-TD	1-53-0	0-0-0
Miscellaneous Yards	0	0
Possession Time	33:01	26:59
1st Quarter	07:44	07:16
2nd Quarter	09:28	05:32
3rd Quarter	07:45	07:15
4th Quarter	08:04	06:56
Third-Down Conversions	5-13	5-12
Fourth-Down Conversions	1-2	0-1
Red-Zone Scores-Chances	1-1	3-3
Touchdowns	0	1
Field goals	1	2
Sacks By: Number-Yards	1-11	4-37
PAT Kicks	1-2	3-3
2Pts Conversions	0-0	0-0
Field Goals	1-2	2-2
Points off Turnover	9	10

- NOTABLE**
- Troy’s last two losses to Clemson have come by a combined 13 points; the Tigers were ranked No. 2 and No. 8 in those contests.
  - With the touchdown pass on the opening drive, Troy extended its consecutive drive with a score streak to seven straight (not counting taking a knee to run out the clock vs. Nicholls) ... it was the most consecutive drives with a score since 2022 when Troy scored on eight straight drives at Arkansas State and against Coastal Carolina (SBC Championship Game).
  - Luke Hodge forced a fumble on 4th-and-2 at the end of the first quarter and Justin Powe returned it 53 yards ... it was the first forced fumble in Hodge’s career and the longest fumble return by a Trojan since a 63-yard return by Chris Pickett against Middle Tennessee on Sept. 24, 2011.
  - T.J. Thompson returned an interception four yards for a touchdown in the second quarter; it was Troy’s first interception for a touchdown since a 45-yard return by Reddy Steward in 2023. It was Troy’s first defensive score since a 10-yard fumble return for a touchdown by Don Callis in the 2023 Sun Belt Championship Game against App State.
  - Troy held Clemson to 316 yards of total offense, the fewest by a non-Power 4 opponent since South Florida limited the Tigers to 296 yards in 2010 and the fewest at home by a non-P4 opponent since UCF held the Tigers to 292 yards in 2001.
  - Troy held Clemson to 196 passing yards, the fewest allowed by a non-Power 4 team since Georgia State held the Tigers to 148 yards in 2014.

STAT LEADERS

TROY						CLEMSON							
Rushing	No	Yds	TD	Lg	Avg	Rushing	No	Yds	TD	Lg	Avg		
Meadows, Tae	16	76	0	28	4.8	Randall, Adam	21	112	1	30	5.3		
Crowder, Goose	10	10	0	9	1.0	Davidson, Gideon	2	5	0	6	2.5		
Passing	A	C	I	Yds	TD	Lng	Passing	A	C	I	Yds	TD	Lng
Crowder, Goose	31	19	3	223	1	44	Klubnik, Cade	24	18	1	196	2	35
Receiving	No.	Yds	TD	Long		Receiving	No.	Yds	TD	Long			
Tray Taylor	4	69	1	44		Bryant Wesco Jr.	7	118	2	35			
RaRa Thomas	4	40	0	19		Tyler Brown	4	45	0	23			
Ethan Conner	3	53	0	24		Adam Randall	4	23	0	9			
DJ Epps	2	30	0	17		Olsen Patt-Henry	1	11	0	11			

GAME 3

MEMPHIS	7	14	0	7	28
TROY	0	7	0	0	7

SEPT. 13 • TROY, ALA. • VETERANS MEMORIAL STADIUM • 23,384

	MEMPHIS	TROY
FIRST DOWNS	22	12
Rushing	14	4
Passing	8	5
Penalty	0	3
NET YARDS RUSHING	217	40
Rushing Attempts	45	23
Average Per Rush	4.8	1.7
Rushing Touchdowns	3	0
Yards Gained Rushing	239	77
Yards Lost Rushing	22	37
NET YARDS PASSING	213	72
Completions-Attempts-Int	17-27-0	12-32-1
Average Per Attempt	7.9	2.2
Average Per Completion	12.5	6.0
Passing Touchdowns	1	0
TOTAL OFFENSE YARDS	430	112
Total offense plays	72	55
Average Gain Per Play	6.0	2.0
Fumbles: Number-Lost	1-1	0-0
Penalties: Number-Yards	7-65	4-20
PUNTS-YARDS	6-248	11-530
Average Yards Per Punt	41.3	48.2
Net Yards Per Punt 4	1.3	47.3
Inside 20	6	5
50+ Yards	0	5
Touchbacks	0	0
Fair catch	4	4
KICKOFF-YARDS	5-323	2-127
Average Yards Per Kickoff	64.6	63.5
Net Yards Per Kickoff	40.	6.35
Touchbacks	4	0
Fair Catch Yards	0	25
Punt returns: Number-Yards-	4-10-0	0-0-0
Average Per Return	2.5	0.0
Kickoff returns: Number-Yds-TD	0-0-0	1-20-0
Average Per Return	0.0	20.0
Interceptions: Number-Yds-TD	1--1-0	0-0-0
Fumble Returns: Number-Yds-TD	0-0-0	1-15-1
Miscellaneous Yards	0	0
Possession Time	36:55	23:05
1st Quarter	11:34	03:26
2nd Quarter	08:14	06:46
3rd Quarter	09:10	05:50
4th Quarter	07:57	07:03
Third-Down Conversions	6-15	4-15
Fourth-Down Conversions	1-2	0-0
Red-Zone Scores-Chances	3-3	0-1
Touchdowns	3	0
Field goals	0	0
Sacks By: Number-Yards	4-35	3-20
PAT Kicks	4-4	1-1
2Pts Conversions	0-0	0-0
Field Goals	0-0	0-0
Points off Turnover	0	0

NOTABLE

- Roman Mothershed caught a career-best eight passes for a career-high 58 yards. He accounted for 75 percent of Troy's receptions.
- Troy's 112 yards of total offense were its fewest in the program's Division I history.
- Troy scored in the second quarter after Donnie Smith forced a fumble that was recovered by Taleeq Robbins and returned 15 yards. It marked Smith's first career forced fumble and Robbins' first fumble recovery.
- Troy scored a defensive touchdown for a second consecutive week, as TJ Thompson had a pick-six in last week's game at Clemson. It's the first time since 2023 that Troy has had a defensive touchdown in back-to-back games, following Chris Rodgers' scoop-and-score against Southern Miss in the regular season finale and Don Callis' scoop-and-score in the Sun Belt Championship game victory over App State.
- Troy sacked Memphis quarterback Brendon Lewis three times; it marked the 28th game since the start of the 2022 season in which Troy has recorded multiple sacks in a game.
- Evan Crenshaw punted 11 times for 530 yards, which is the 23rd most punting yards by a player in a game since 1995 and the most in Troy program history.
- Evan Crenshaw averaged 48.2 yards on his 11 punts, with five punts inside the 20-yard line and five punts of 50-plus yards.
- Evan Crenshaw's 48.2-yard per punt average is the 23rd-highest by a player with at least 10 punts since at least 1995.

STAT LEADERS

MEMPHIS						TROY							
Rushing	No	Yds	TD	Lg	Avg	Rushing	No	Yds	TD	Lg	Avg		
Smith, Sutton	18	113	2	50	6.3	Lovett, Jordan	8	50	0	15	6.2		
Lewis, Brendon	13	41	0	10	3.2	Meadows, Tae	5	7	0	3	1.4		
Passing	A	C	I	Yds	TD	Lng	Passing	A	C	I	Yds	TD	Lng
Lewis, Brendon	27	17	0	213	1	41	Kilcrease, Tucker	29	10	1	65	0	25
							Crowder, Goose	3	2	0	7	0	5
Receiving	No.	Yds	TD	Long			Receiving	No.	Yds	TD	Long		
Braham, Cortez	4	69	0	30			Mothershed, R	8	58	0	25		
Hawkins, Jamari	3	55	0	41			Higgins, Peyton	2	0	0	5		
Ross, Christian	3	18	0	9			Worley, Jackson	1	13	0	13		
Kluse, Brady	2	24	1	18			Lovett, Jordan	1	1	0	1		

GAME 4

TROY	0	0	0	21	21
BUFFALO	7	0	7	3	17

SEPT. 20 • BUFFALO, N.Y. • UB STADIUM • 12,068

	TROY	BUF
FIRST DOWNS	22	14
Rushing	11	6
Passing	10	7
Penalty	1	1
NET YARDS RUSHING	163	125
Rushing Attempts	47	34
Average Per Rush	3.5	3.7
Rushing Touchdowns	2	2
Yards Gained Rushing	192	129
Yards Lost Rushing	29	4
NET YARDS PASSING	202	153
Completions-Attempts-Int	19-36-1	14-28-0
Average Per Attempt	5.6	5.5
Average Per Completion	10.6	10.9
Passing Touchdowns	1	0
TOTAL OFFENSE YARDS	365	278
Total offense plays	83	62
Average Gain Per Play	4.4	4.5
Fumbles: Number-Lost	4-1	1-0
Penalties: Number-Yards	5-60	5-30
PUNTS-YARDS	5-261	8-333
Average Yards Per Punt	52.2	41.6
Net Yards Per Punt 5	2.2	39.5
Inside 20	3	1
50+ Yards	3	0
Touchbacks	0	0
Fair catch	1	1
KICKOFF-YARDS	4-257	4-225
Average Yards Per Kickoff	64.2	56.2
Net Yards Per Kickoff	40	37.8
Touchbacks	3	1
Fair Catch Yards	0	0
Punt returns: Number-Yards-TD	5-17-0	1-0-0
Average Per Return	3.4	0.0
Kickoff returns: Number-Yds-TD	3-49-0	1-22-0
Average Per Return 1	6.3	22.0
Interceptions: Number-Yds-TD	0-0-0	1-12-0
Fumble Returns: Number-Yds-TD	0-0-0	0-0-0
Miscellaneous Yards	0	0
Possession Time	32:52	27:08
1st Quarter	05:34	09:26
2nd Quarter	11:11	03:49
3rd Quarter	05:55	09:05
4th Quarter	10:12	04:48
Third-Down Conversions	10-21	6-17
Fourth-Down Conversions	3-4	0-1
Red-Zone Scores-Chances	3-4	1-1
Touchdowns	3	1
Field goals	0	0
Sacks By: Number-Yards	0-0	7-24
PAT Kicks	3-3	2-2
2Pts Conversions	0-0	0-0
Field Goals	0-0	1-1
Points off Turnover	0	3

NOTABLE

- Troy improved to 7-3 all-time against the current members of the Mid-American Conference.
- Safety Rondell Carter and offensive lineman Caleb Ash both made their first career starts, while quarterback Tucker Kilcrease started his first game of the season.
- Troy rallied from a 17-0 deficit in the fourth quarter; it's Troy's largest comeback since a 23-17 victory at Louisiana in 2002, when Troy trailed 17-0 in the fourth quarter. Troy scored with 10:23, 5:45 and 0:45 in the fourth quarter.
- RaRa Thomas caught his first touchdown in a Troy uniform to pull the Trojans within 17-14 with 5:45 to play in the game. It was his first touchdown catch since Oct. 7, 2023, against Kentucky when he was a member of the Georgia Bulldogs.
- Troy went into the break with just 117 yards of total offense; the Trojans racked up 248 yards in the second half, including 189 yards in their 17-point fourth quarter.
- Troy held Buffalo to 278 yards of total offense; the Trojans have held 19 opponents to fewer than 300 yards since the start of the 2022 season, improving to 17-2 in those games.
- Troy held Buffalo 57 yards over its final four drives of the game (after the Bulls took a 17-0 lead), with 46 of those yards coming on the final drive of the game.
- Troy forced Buffalo into a 3-and-out on six of its 12 possessions.

STAT LEADERS

TROY

Rushing	No	Yds	TD	Lg	Avg	
Meadows, Tae	14	68	1	20	4.9	
Kilcrease, Tucker	16	50	1	13	3.1	
Passing	A	C	I	Yds	TD	Lng
Kilcrease, Tucker	24	14	0	148	1	41
Ale, Ui	10	5	0	54	0	14
Receiving	No.	Yds	TD	Long		
Thomas, RaRa	5	78	1	41		
Taylor, Tray	4	20	0	9		
Mothershed, Roman	3	52	0	29		

BUFFALO

Rushing	No	Yds	TD	Lg	Avg	
Henderson, Al-Jay	22	76	1	22	3.5	
Sperling, Lamar	7	35	0	14	5.0	
Passing	A	C	I	Yds	TD	Lng
Roberson, Ta'Quan	15	9	0	104	0	39
Gray, Gunnar	13	5	0	49	0	20
Receiving	No.	Yds	TD	Long		
Snow, Victor	5	38	0	17		
Henderson, Al-Jay	3	35	0	16		
Morrow, Chance	1	20	0	20		

GAME 5

S. ALABAMA	7	0	10	7	0	24
TROY	7	7	7	3	7	31

OCT. 4 • TROY, ALA. • VETERANS MEMORIAL STADIUM • 28,035

	USA	TROY
FIRST DOWNS	18	20
Rushing	13	10
Passing	5	9
Penalty	0	1
NET YARDS RUSHING	265	217
Rushing Attempts	56	45
Average Per Rush	4.7	4.8
Rushing Touchdowns	1	2
Yards Gained Rushing	292	227
Yards Lost Rushing	27	10
NET YARDS PASSING	104	203
Completions-Attempts-Int	10-15-0	13-21-1
Average Per Attempt	6.9	9.7
Average Per Completion	10.4	15.6
Passing Touchdowns	2	2
TOTAL OFFENSE YARDS	369	420
Total offense plays	71	66
Average Gain Per Play	5.2	6.4
Fumbles: Number-Lost	0-0	1-1
Penalties: Number-Yards	7-45	3-15
PUNTS-YARDS	5-249	3-143
Average Yards Per Punt	49.8	47.7
Net Yards Per Punt	36.8	48
Inside 20	1	3
50+ Yards	3	1
Touchbacks	0	0
Fair catch	1	0
KICKOFF-YARDS	5-304	5-290
Average Yards Per Kickoff	60.8	58.0
Net Yards Per Kickoff	42	38
Touchbacks	1	4
Fair Catch Yards	23	0
Punt returns: Number-Yards-TD	1-1-0	4-65-0
Average Per Return	-1.0	16.2
Kickoff returns: Number-Yds-TD	1-0-0	3-46-0
Average Per Return	0.0	15.3
Interceptions: Number-Yds-TD	1-0-	0-0-0
Fumble Returns: Number-Yds-TD	0-0-0	0-0-0
Miscellaneous Yards	0	0
Possession Time	30:11	29:49
1st Quarter	07:07	07:53
2nd Quarter	06:33	08:27
3rd Quarter	09:29	05:31
4th Quarter	07:02	07:58
Third-Down Conversions	8-17	5-15
Fourth-Down Conversions	1-3	3-4
Red-Zone Scores-Chances	1-2	3-3
Touchdowns	1	2
Field goals	0	1
Sacks By: Number-Yards	0-0	4-25
PAT Kicks	3-3	4-4
2Pts Conversions	0-0	0-0
Field Goals	1-1	1-2
Points off Turnover	3	0

NOTABLE

- It was Troy's first overtime game since Oct. 31, 2015, against Appalachian State. Troy lost that game in triple overtime.
- Troy improves to 2-6 all-time in overtime games; the Trojans' last overtime victory came on Aug. 31, 2013, against UAB (34-31).
- Troy has won seven of the last eight meetings between the two in-state rivals.
- Tucker Kilcrease rushed for 102 yards on 19 carries; he is the first Troy quarterback to rush for more than 100 yards since Kaleb Barker rushed for 111 yards on five carries against Georgia State in 2018.
- Tucker Kilcrease became just the second Troy quarterback since 1995 to pass for more than 200 yards and throw for more than 100 yards in a game. He joins Deon Anthony (245 passing yards, 115 rushing yards), who did so against FIU on Oct. 20, 2012.
- Troy did not allow a sack in the game after allowing seven in the victory at Buffalo; it marked the first time this season that the Trojans have not allowed a sack.
- Devin Lafayette finished the game with a career-high 19 tackles. It's tied for the fourth most tackles by a Trojan since 1995 and the most by a Trojan not named Carlton Martial since Brynden Trawick's 20 tackles against Western Kentucky in 2011. Martial (the NCAA's all-time leading tackler) had three 19-plus-tackle games, with one each in 2020, 2021 and 2022.

STAT LEADERS

SOUTH ALABAMA						TROY							
Rushing	No	Yds	TD	Lg	Avg	Rushing	No	Yds	TD	Lg	Avg		
Bullock, Kentrel	21	86	0	9	4.1	Kilcrease, Tucker	19	102	1	34	5.4		
Davenport, Bishop	15	72	1	56	4.8	Meadows, Tae	17	79	1	17	4.6		
Passing	A	C	I	Yds	TD	Lng	Passing	A	C	I	Yds	TD	Lng
Davenport, Bishop	15	10	0	104	2	33	Kilcrease, Tucker	21	13	1	203	2	48
Receiving	No.	Yds	TD	Long			Receiving	No.	Yds	TD	Long		
Voisin, Devin	5	44	0	28			Epps, DJ	5	59	1	22		
Bullock, Kentrel	2	25	1	15			Taylor, Tray	2	74	0	48		
Woods, Micah	1	33	1	33			Mothershed, Roman	2	26	0	16		
Jenkins, Bendan	1	4	0	4			Conner, Ethan	2	11	0	7		

GAME 6

TROY	7	10	10	14	7	48
TEXAS STATE	28	3	7	3	0	41

OCT. 11 • SAN MARCOS, TEXAS • UFCU STADIUM • 24,369

	TROY	TXST
FIRST DOWNS	27	21
Rushing	3	11
Passing	20	10
Penalty	4	0
NET YARDS RUSHING	43	326
Rushing Attempts	32	53
Average Per Rush	1.3	6.2
Rushing Touchdowns	1	5
Yards Gained Rushing	79	348
Yards Lost Rushing	36	22
NET YARDS PASSING	415	248
Completions-Attempts-Int	30-41-0	19-22-0
Average Per Attempt	10.1	11.3
Average Per Completion	13.8	13.1
Passing Touchdowns	5	0
TOTAL OFFENSE YARDS	458	574
Total offense plays	73	75
Average Gain Per Play	6.3	7.7
Fumbles: Number-Lost	0-0	0-0
Penalties: Number-Yards	5-35	10-79
PUNTS-YARDS	3-146	1-39
Average Yards Per Punt	48.7	39.0
Net Yards Per Punt	49	39
Inside 20	0	0
50+ Yards	2	0
Touchbacks	0	0
Fair catch	1	1
KICKOFF-YARDS	6-372	8-516
Average Yards Per Kickoff	62.0	64.5
Net Yards Per Kickoff	39.2	40
Touchbacks	0	5
Fair Catch Yards	0	71
Punt returns: Number-Yards-TD	0-0-0	2-9-0
Average Per Return	0.0	4.5
Kickoff returns: Number-Yds-TD	0-0-0	6-137-0
Average Per Return	0.0	22.8
Interceptions: Number-Yds-TD	0-0-0	0-0-0
Fumble Returns: Number-Yds-TD	0-0-0	0-0-0
Miscellaneous Yards	0	0
Possession Time	28:59	31:01
1st Quarter	03:57	11:03
2nd Quarter	09:24	05:36
3rd Quarter	10:41	04:19
4th Quarter	04:57	10:03
Third-Down Conversions	5-14	10-17
Fourth-Down Conversions	3-3	3-4
Red-Zone Scores-Chances	6-6	4-5
Touchdowns	5	3
Field goals	1	1
Sacks By: Number-Yards	3-10	5-29
PAT Kicks	4-4	5-5
2Pts Conversions	1-2	0-0
Field Goals	2-2	2-3

NOTABLE

- Troy has won five of its last six Sun Belt Conference games dating back to last season.
- Troy has won in overtime in back-to-back weeks; it is the first time in program history that Troy has played an overtime game in consecutive games.
- Troy rallied from deficits of 21-0 and 28-7 in the first quarter ... it marks the second time this season that Troy has rallied from a 17-point or more deficit (trailed 17-0 at Buffalo entering the fourth quarter).
- Tucker Kilcrease completed 30-of-39 passes for 415 yards and five touchdowns; it's tied for the second most touchdown passes in a game in program history (Kaleb Barker, six vs. Texas State, 2019) and the seventh most passing yards in a game in program history.
- Tucker Kilcrease's five touchdown passes are the most in program history by a player with 400-plus passing yards.
- DJ Epps posted career highs in receptions (10), yards (148) and touchdown receptions (2) ... it's the 10th most yards in a game in program history. He also caught the game-tying two-point conversion at the end of the fourth quarter.
- Troy finished the game with just one of its original five starting linemen (Matt Henry) after injuries to the other four.
- Paddy McAteer booted a 53-yard field goal as time expired in the first half; it was his first career field goal make and tied for the longest in program history

STAT LEADERS

TROY						TEXAS STATE							
Rushing	No	Yds	TD	Lg	Avg	Rushing	No	Yds	TD	Lg	Avg		
Taylor, Tray	2	18	0	16	8.0	Burrell, Greg	13	136	1	59	10.5		
Meadows, Tae	10	16	0	8	1.6	Pare, Lincoln	22	113	3	62	5.1		
Passing	A	C	I	Yds	TD	Lng	Passing	A	C	I	Yds	TD	Lng
Kilcrease, Tucker	39	30	0	415	5	57	Jackson, Brad	22	19	0	248	0	35
Receiving	No.	Yds	TD	Long			Receiving	No.	Yds	TD	Long		
Epps, DJ	10	148	2	48			Dawn, Jr., Chris	7	119	0	35		
Conner, Ethan	4	53	0	20			Sparks, Beau	7	78	0	35		
Higgins, Peyton	4	40	0	19			Evans, Kylen	3	37	0	21		
Thomas, RaRa	3	81	1	57			Pare, Lincoln	1	8	0	8		



**2025-26 Troy Football  
Game Results  
All games**

Page 1/1  
as of Oct 12, 2025

**Team Results**

	Date	Opponent		Score	Overall	Conf	Time	Attend
	08/30/2025	Nicholls	W	38-20	1-0	0-0	3:25	25546
	09/06/2025	at Clemson	L	16-27	1-1	0-0	4:34	77890
	09/13/2025	Memphis	L	7-28	1-2	0-0	3:20	23384
	09/20/2025	at Buffalo	W	21-17	2-2	0-0	3:17	12068
*	10/04/2025	South Alabama	Wot1	31-24	3-2	1-0	3:21	28035
*	10/11/2025	at Texas St.	Wot1	48-41	4-2	2-0	3:40	24369



2025-26 Troy Football  
Overall Team Statistics  
All games

Page 1/2  
as of Oct 12, 2025

Team Statistics

	TROY	OPP
<b>Scoring</b>	<b>161</b>	<b>157</b>
Points per game	26.8	26.2
Points Off Turnovers	16	13
<b>First Downs</b>	<b>120</b>	<b>108</b>
Rushing	49	54
Passing	61	45
Penalty	10	9
<b>Rushing Yardage</b>	<b>813</b>	<b>1118</b>
Yards gained rushing	969	1243
Yards lost rushing	156	125
Rushing attempts	223	244
Average per rush	3.6	4.6
Average per game	135.5	186.3
TDs Rushing	7	13
<b>Passing Yardage</b>	<b>1259</b>	<b>1098</b>
Comp-Att-Int	107-185-6	99-143-2
Average per pass	6.8	7.7
Average per catch	11.8	11.1
Average per game	209.8	183.0
TDs Passing	12	6
<b>Total offense</b>	<b>2072</b>	<b>2216</b>
Total plays	408	387
Average per play	5.1	5.7
Average per game	345.3	369.3
<b>Kick returns: #-Yards</b>	<b>12-182</b>	<b>10-189</b>
<b>Punt returns: #-Yards</b>	<b>10-83</b>	<b>9-50</b>
<b>Int returns: #-Yards</b>	<b>2-5</b>	<b>6-24</b>
<b>Kick return average</b>	<b>15.2</b>	<b>18.9</b>
<b>Punt return average</b>	<b>8.3</b>	<b>5.6</b>
<b>Int return average</b>	<b>2.5</b>	<b>4.0</b>
<b>Fumbles-Lost</b>	<b>6-2</b>	<b>3-2</b>
<b>Penalties-Yards</b>	<b>35-327</b>	<b>38-294</b>
Average per game	54.5	49.0
<b>Punts-Yards</b>	<b>28-1368</b>	<b>27-1153</b>
Average per punt	48.9	42.7
Net punt average	46.7	39.6
<b>Kickoffs-Yards</b>	<b>28-1733</b>	<b>33-1985</b>
Average per kick	61.9	60.2
Net kick average	38.8	39.7
<b>Time of possession / game</b>	<b>29:45</b>	<b>30:15</b>
<b>3rd-down conversion</b>	<b>38/93</b>	<b>39/89</b>
3rd-down pct	41%	44%
<b>4th-down conversion</b>	<b>11/15</b>	<b>5/12</b>





2025-26 Troy Football  
Overall Team Statistics  
All games

Page 2/2  
as of Oct 12, 2025

	TROY	OPP
4th-down pct	73%	42%
<b>Sacks by-Yards</b>	<b>15-98</b>	<b>21-126</b>
<b>Misc Yards</b>	<b>0</b>	<b>0</b>
<b>Touchdowns scored</b>	<b>21</b>	<b>19</b>
<b>Field goals - attempts</b>	<b>5-7</b>	<b>8-9</b>
<b>On-Side kicks</b>	<b>1-1</b>	<b>0-0</b>
<b>Red-zone scores</b>	<b>(16-18) 89%</b>	<b>(14-16) 88%</b>
<b>Red-zone touchdowns</b>	<b>(12-18) 67%</b>	<b>(10-16) 63%</b>
<b>PAT-attempts</b>	<b>(18-19) 95%</b>	<b>(19-19) 100%</b>
<b>2-point conversion-attempts</b>	<b>(1-2) 50%</b>	<b>(0-1) 0%</b>
<b>Attendance</b>	<b>76965</b>	<b>114327</b>
Games / Avg per game	3/25655	3/38109
Neutral site games	-	0/0

Score by Periods

Team	1st	2nd	3rd	4th	OT	TOT
Troy	21	40	20	66	14	161
Opponents	49	30	48	30	0	157



# 2025-26 Troy Football Individual Statistics All games

Page 1/3  
as of Oct 12, 2025

## Rushing

Player	gp	att	gain	loss	net	avg	td	lg	avg/g
Tae Meadows	6	85	444	12	432	5.1	3	47	72.0
Jordan Lovett	5	36	160	11	149	4.1	0	21	29.8
Tucker Kilcrease	5	61	210	80	130	2.1	2	34	26.0
Goose Crowder	3	17	79	26	53	3.1	1	16	17.7
Tray Taylor	6	4	25	3	22	5.5	0	16	3.7
Jarris Williams	4	6	15	1	14	2.3	1	5	3.5
Mojo Dortch	4	2	12	0	12	6.0	0	9	3.0
DJ Epps	6	2	12	0	12	6.0	0	8	2.0
Ui Ale	1	6	12	9	3	0.5	0	8	3.0
Ethan Conner	6	1	0	0	0	0.0	0	0	0.0
Evan Crenshaw	6	1	0	12	-12	-12.0	0	0	-2.0
Team	6	2	0	2	-2	-1.0	0	0	-0.3
<b>Total</b>	<b>6</b>	<b>223</b>	<b>969</b>	<b>156</b>	<b>813</b>	<b>3.6</b>	<b>7</b>	<b>47</b>	<b>135.5</b>
<b>Opponents</b>	<b>6</b>	<b>244</b>	<b>1243</b>	<b>125</b>	<b>1118</b>	<b>4.6</b>	<b>13</b>	<b>62</b>	<b>186.3</b>

## Passing

Player	gp	effic	comp-att-int	pct	yds	td	lg	avg/g
Tucker Kilcrease	5	140.9	67-113-2	59.3	831	8	57	166.2
Goose Crowder	3	126.9	35-58-3	60.3	374	4	44	124.7
Ui Ale	1	95.4	5-10-0	50.0	54	0	14	54.0
RaRa Thomas	6	-200.0	0-1-1	0.0	0	0	0	0.0
Jarris Williams	4	0.0	0-1-0	0.0	0	0	0	0.0
Team	6	0.0	0-2-0	0.0	0	0	0	0.0
<b>Total</b>	<b>6</b>	<b>129.9</b>	<b>107-185-6</b>	<b>57.8</b>	<b>1259</b>	<b>12</b>	<b>57</b>	<b>209.8</b>
<b>Opponents</b>	<b>6</b>	<b>144.8</b>	<b>99-143-2</b>	<b>69.2</b>	<b>1098</b>	<b>6</b>	<b>58</b>	<b>183.0</b>

## Receiving

Player	gp	no.	yds	avg	td	lg	avg/g
DJ Epps	6	20	255	12.8	3	48	42.5
Roman Mothershed	6	18	201	11.2	1	29	33.5
RaRa Thomas	6	14	231	16.5	3	57	38.5
Ethan Conner	6	13	137	10.5	1	24	22.8
Tray Taylor	6	13	241	18.5	2	48	40.2
Peyton Higgins	6	11	78	7.1	0	19	13.0
Mojo Dortch	4	7	63	9.0	0	19	15.8
Jordan Lovett	5	5	18	3.6	0	8	3.6
Tae Meadows	6	3	14	4.7	0	12	2.3
Jackson Worley	6	2	19	9.5	1	13	3.2
Trae Swartz	6	1	2	2.0	1	2	0.3
<b>Total</b>	<b>6</b>	<b>107</b>	<b>1259</b>	<b>11.8</b>	<b>12</b>	<b>57</b>	<b>209.8</b>
<b>Opponents</b>	<b>6</b>	<b>99</b>	<b>1098</b>	<b>11.1</b>	<b>6</b>	<b>58</b>	<b>183.0</b>

## Punt Returns

Player	no.	yds	avg	td	lg
Peyton Higgins	10	83	8.3	0	32
<b>Total</b>	<b>10</b>	<b>83</b>	<b>8.3</b>	<b>0</b>	<b>32</b>
<b>Opponents</b>	<b>9</b>	<b>50</b>	<b>5.6</b>	<b>0</b>	<b>32</b>

## Interceptions

Player	no.	yds	avg	td	lg
Jaquez White	1	1	1.0	0	1
TJ Thompson	1	4	4.0	1	4
<b>Total</b>	<b>2</b>	<b>5</b>	<b>2.5</b>	<b>1</b>	<b>4</b>
<b>Opponents</b>	<b>6</b>	<b>24</b>	<b>4.0</b>	<b>0</b>	<b>13</b>

## Kick Returns

Player	no.	yds	avg	td	lg
DJ Epps	6	126	21.0	0	25
Peyton Higgins	4	47	11.8	0	21
Fabian Rogosch	1	6	6.0	0	6
Dylan Mann	1	3	3.0	0	3
<b>Total</b>	<b>12</b>	<b>182</b>	<b>15.2</b>	<b>0</b>	<b>25</b>
<b>Opponents</b>	<b>10</b>	<b>189</b>	<b>18.9</b>	<b>0</b>	<b>45</b>

## Fumbles Recovered

Player	no.	yds	avg	td	lg
Justin Powe	1	53	53.0	0	53
Taleeq Robbins	1	15	15.0	1	15
<b>Total</b>	<b>2</b>	<b>68</b>	<b>34.0</b>	<b>1</b>	<b>53</b>
<b>Opponents</b>	<b>2</b>	<b>0</b>	<b>0.0</b>	<b>0</b>	<b>0</b>



2025-26 Troy Football  
Individual Statistics  
All games

Page 2/3  
as of Oct 12, 2025

### Scoring

			PAT						
Player	td	fg	kick	rush	rcv	pass	dxp	saf	pts
Scott Taylor Renfroe	-	4-5	18-19	-	-	-	-	-	30
DJ Epps	3	-	-	-	1	-	-	-	20
RaRa Thomas	3	-	-	-	-	-	-	-	18
Tae Meadows	3	-	-	-	-	-	-	-	18
Tucker Kilcrease	2	-	-	-	-	1	-	-	12
Tray Taylor	2	-	-	-	-	-	-	-	12
Jarris Williams	1	-	-	-	-	-	-	-	6
Goose Crowder	1	-	-	-	-	-	-	-	6
Taleeq Robbins	1	-	-	-	-	-	-	-	6
TJ Thompson	1	-	-	-	-	-	-	-	6
Ethan Conner	1	-	-	-	-	-	-	-	6
Roman Mothershed	1	-	-	-	-	-	-	-	6
Jackson Worley	1	-	-	-	-	-	-	-	6
Trae Swartz	1	-	-	-	-	-	-	-	6
Paddy McAteer	-	1-2	-	-	-	-	-	-	3
Total	21	5-7	18-19	0	1	1	0	0	161
Opponents	19	8-9	19-19	0	0	0	0	0	157

### Field Goals

Player	fg	pct.	01-19	20-29	30-39	40-49	50-99	lg	blk
Scott Taylor Renfroe	4-5	80.0	0-0	2-2	1-1	1-2	0-0	47	0
Paddy McAteer	1-2	50.0	0-0	0-0	0-0	0-0	1-2	53	0
<b>Opponents</b>	<b>8-9</b>	<b>88.9</b>	<b>0-0</b>	<b>2-2</b>	<b>3-3</b>	<b>3-4</b>	<b>0-0</b>	<b>45</b>	<b>0</b>

### FG Sequence

Team Name	Troy	Opponents
Nicholls	(24)	(45),(22)
Clemson	(37),51	(25),(30)
Memphis		
Buffalo		(39)
South Alabama	48,(28)	(40)
Texas St.	(53),(47)	(42),(37),42

Numbers in (parentheses) indicate field goal was made

### Total Offense

Player	g	plays	rush	pass	total	avg/g
Tucker Kilcrease	5	174	130	831	961	192.2
Tae Meadows	6	85	432	0	432	72.0
Goose Crowder	3	75	53	374	427	142.3
Jordan Lovett	5	36	149	0	149	29.8
Ui Ale	1	16	3	54	57	57.0
Tray Taylor	6	4	22	0	22	3.7
Jarris Williams	4	7	14	0	14	3.5
Mojo Dortch	4	2	12	0	12	3.0
DJ Epps	6	2	12	0	12	2.0
Evan Crenshaw	6	1	-12	0	-12	-2.0
Team	6	0	-2	0	-2	-0.3
<b>Total</b>	<b>6</b>	<b>408</b>	<b>813</b>	<b>1259</b>	<b>2072</b>	<b>345.3</b>
<b>Opponents</b>	<b>6</b>	<b>387</b>	<b>1118</b>	<b>1098</b>	<b>2216</b>	<b>369.3</b>

### Punting

Player	no.	yds	avg	lg	tb	fc	i20	50+	blk
Evan Crenshaw	28	1368	48.9	62	1	7	14	14	0
<b>Total</b>	<b>28</b>	<b>1368</b>	<b>48.9</b>	<b>62</b>	<b>1</b>	<b>7</b>	<b>14</b>	<b>14</b>	<b>0</b>
<b>Opponents</b>	<b>27</b>	<b>1153</b>	<b>42.7</b>	<b>55</b>	<b>0</b>	<b>11</b>	<b>10</b>	<b>5</b>	<b>0</b>

### Kickoffs

Player	no.	yds	avg	tb	ob	retn	net	ydIn
Paddy McAteer	28	1733	61.9	16	1			
<b>Total</b>	<b>28</b>	<b>1733</b>	<b>61.9</b>	<b>16</b>	<b>1</b>	<b>10</b>	<b>38.8</b>	<b>26</b>
<b>Opponents</b>	<b>33</b>	<b>1985</b>	<b>60.2</b>	<b>16</b>	<b>0</b>	<b>12</b>	<b>39.7</b>	<b>25</b>



2025-26 Troy Football  
Individual Statistics  
All games

Page 3/3  
as of Oct 12, 2025

All Purpose

Player	g	rush	rcv	pr	kr	ir	total	avg/g
Tae Meadows	6	432	14	0	0	0	446	74.3
DJ Epps	6	12	255	0	126	0	393	65.5
Tray Taylor	6	22	241	0	0	0	263	43.8
RaRa Thomas	6	0	231	0	0	0	231	38.5
Peyton Higgins	6	0	78	83	47	0	208	34.7
Roman Mothershed	6	0	201	0	0	0	201	33.5
Jordan Lovett	5	149	18	0	0	0	167	33.4
Ethan Conner	6	0	137	0	0	0	137	22.8
Tucker Kilcrease	5	130	0	0	0	0	130	26.0
Mojo Dortch	4	12	63	0	0	0	75	18.8
Goose Crowder	3	53	0	0	0	0	53	17.7
Jackson Worley	6	0	19	0	0	0	19	3.2
Jarris Williams	4	14	0	0	0	0	14	3.5
Fabian Rogosch	6	0	0	0	6	0	6	1.0
TJ Thompson	6	0	0	0	0	4	4	0.7
Ui Ale	1	3	0	0	0	0	3	3.0
Dylan Mann	4	0	0	0	3	0	3	0.8
Trae Swartz	6	0	2	0	0	0	2	0.3
Jaquez White	6	0	0	0	0	1	1	0.2
Evan Crenshaw	6	-12	0	0	0	0	-12	-2.0
Team	6	-2	0	0	0	0	-2	-0.3
<b>Total</b>	<b>6</b>	<b>813</b>	<b>1259</b>	<b>83</b>	<b>182</b>	<b>5</b>	<b>2342</b>	<b>390.3</b>
<b>Opponents</b>	<b>6</b>	<b>1118</b>	<b>1098</b>	<b>50</b>	<b>189</b>	<b>24</b>	<b>2479</b>	<b>413.2</b>



2025-26 Troy Football  
Overall Defense Statistics  
All games

Page 1/1  
as of Oct 12, 2025

Team Defense

			Tackles				Sacks	Pass defense			Fumbles	blkd		
##	Player	gp	ua	a	tot	tfl/yds	no-yds	int-yds	brup	qbh	fr-yds	ff	kick	saf
3	Devin Lafayette	6	27	32	59	1-9	1-9	.	2	.	.	.	.	.
7	Jordan Stringer	6	25	32	57	7-21	1.5-11	.	1	1	.	.	.	.
8	Jaquez White	6	26	5	31	1-10	1-10	1-1	3	1	.	.	.	.
22	Donnie Smith	6	9	13	22	5-33	3-27	.	1	2	.	1	.	.
15	Taleeq Robbins	6	9	11	20	2-3	.	.	1	1	1-15	.	.	.
6	Justin Powe	5	11	8	19	.	.	.	.	.	1-53	.	.	.
1	Luis Medina	6	6	12	18	2.5-13	1.5-12	.	.	1	.	1	.	.
4	TJ Thompson	6	8	10	18	.	.	1-4	.	.	.	.	.	.
99	Julian Peterson	6	7	10	17	2-3	0.5-1	.	.	.	.	.	.	.
0	Jah-Mal Williams	6	9	8	17	2.5-17	2.5-17	.	.	1	.	.	.	.
44	Luke Hodge	6	9	8	17	2.5-7	.	.	2	2	.	1	.	.
14	David Daniel-Sisavanh	6	7	9	16	1.5-3	.	.	.	.	.	.	.	.
11	Elijah Davis	6	7	8	15	1.5-3	.	.	.	.	.	.	.	.
5	Kaleno Levine	6	8	7	15	1-2	.	.	2	.	.	.	.	.
2	Steven Cattledge	6	8	6	14	1.5-5	1-4	.	.	.	.	.	.	.
98	Jamel Fils-Aime	6	5	6	11	2-3	1-2	.	.	1	.	.	.	.
19	DJ Jackson Jr.	6	5	5	10	2-6	1.5-5	.	.	1	.	.	.	.
29	Joe Lott	5	8	2	10	.	.	.	1	.	.	.	.	.
69	Jermaine Paramore	6	2	5	7	0.5-0	.	.	.	1	.	.	.	.
93	Kam Curry	6	3	3	6	1.5-1	0.5-0	.	.	1	.	.	.	.
24	Rondell Carter	6	5	1	6	.	.	.	.	.	.	.	.	.
20	Keyshawn Campbell	6	3	.	3	.	.	.	.	.	.	.	.	.
12	Trent Henry	4	2	.	2	.	.	.	.	.	.	.	.	.
18	Jordan Perry	5	1	1	2	.	.	.	.	.	.	.	.	.
10	Jabari Strait	5	2	.	2	.	.	.	.	.	.	.	.	.
31	Shemar Welch	6	1	.	1	.	.	.	.	.	.	.	.	.
88	Jackson Worley	6	.	1	1	.	.	.	.	.	.	.	.	.
89	Trae Swartz	6	1	.	1	.	.	.	.	.	.	.	.	.
53	Jabril McNeill	4	1	.	1	.	.	.	.	.	.	.	.	.
32	Paddy McAteer	6	1	.	1	.	.	.	.	.	.	.	.	.
1	Jordan Lovett	5	.	1	1	.	.	.	.	.	.	.	.	.
	Totals	6	216	204	420	37-139	15-98	2-5	13	13	2-68	3	0	0
	Opponents	6	204	206	410	40-167	21-126	6-24	19	19	2-0	3	0	0





2025-26 Troy Football  
Team Game-by-Game  
All games

Page 1/1  
as of Oct 12, 2025

Date	Opponent	Rushing				Receiving				Passing				Kick Returns				Punt Returns				tot off
		no.	yds	td	lg	no.	yds	td	lg	cmp-att-int	yds	td	lg	no.	yds	td	lg	no.	yds	td	lg	
08/30/2025	Nicholls	44	272	2	47	14	144	3	28	14-24-0	144	3	28	5	67	0	21	0	0	0	0	416
09/06/2025	at Clemson	32	78	0	28	19	223	1	44	19-31-3	223	1	44	0	0	0	0	1	1	0	1	301
09/13/2025	Memphis	23	40	0	15	12	72	0	25	12-32-1	72	0	25	1	20	0	20	0	0	0	0	112
09/20/2025	at Buffalo	47	163	2	20	19	202	1	41	19-36-1	202	1	41	3	49	0	25	5	17	0	9	365
10/04/2025	South Alabama	45	217	2	34	13	203	2	48	13-21-1	203	2	48	3	46	0	18	4	65	0	32	420
10/11/2025	at Texas St.	32	43	1	16	30	415	5	57	30-41-0	415	5	57	0	0	0	0	0	0	0	0	458
Troy		223	813	7	47	107	1259	12	57	107-185-6	1259	12	57	12	182	0	25	10	83	0	32	2072
Opponents		244	1118	13	62	99	1098	6	58	99-143-2	1098	6	58	10	189	0	45	9	50	0	32	2216

Troy Averages

Games	Avg/ rush	Avg/ catch	Pass effc	KR avg	PR avg	All purpose avg/game	Total offense avg/game
6	3.6	11.8	129.9	15.2	8.3	390.3	345.3

Date	Opponent	Tackles				Sacks no-yds	Fumble		Pass Defense			blkd kick	PAT attempts			off		
		ua	a	total	tfl-yds		ff	fr-yds	int-yds	qbh	brup		kick	rush	rcv	saf	t/o	pts
08/30/2025	Nicholls	23	38	61	8.0-37	4-32	0	0-0	1-1	2	1	0	5-5	0	0	0	7	38
09/06/2025	at Clemson	37	16	53	4.0-17	1-11	1	1-53	1-4	0	4	0	1-2	0	0	0	9	16
09/13/2025	Memphis	34	42	76	6.0-27	3-20	1	1-15	0-0	6	2	0	1-1	0	0	0	0	7
09/20/2025	at Buffalo	29	38	67	6.0-7	0-0	1	0-0	0-0	3	2	0	3-3	0	0	0	0	21
10/04/2025	South Alabama	40	44	84	6.0-29	4-25	0	0-0	0-0	1	3	0	4-4	0	0	0	0	31
10/11/2025	at Texas St.	53	26	79	7.0-22	3-10	0	0-0	0-0	1	1	0	4-4	0	1	0	0	48
Troy		216	204	420	37.0-139	15-98	3	2-68	2-5	13	13	0	18-19	0	1	0	16	161
Opponents		204	206	410	40.0-167	21-126	3	2-0	6-24	19	19	0	19-19	0	0	0	13	157

		Punting										Field Goals			Kickoffs				
Date	Opponent	no.	yds	avg	long	blkd	tb	fc	50+	i20	md-att	long	blkd	no.	yds	avg	tb	ob	
08/30/2025	Nicholls	3	162	54.0	57	0	0	0	3	1	1-1	24	0	7	455	65.0	7	0	
09/06/2025	at Clemson	3	126	42.0	44	0	1	1	0	2	1-2	37	0	4	232	58.0	2	0	
09/13/2025	Memphis	11	530	48.2	58	0	0	4	5	5	0-0	0	0	2	127	63.5	0	1	
09/20/2025	at Buffalo	5	261	52.2	62	0	0	1	3	3	0-0	0	0	4	257	64.3	3	0	
10/04/2025	South Alabama	3	143	47.7	58	0	0	0	1	3	1-2	28	0	5	290	58.0	4	0	
10/11/2025	at Texas St.	3	146	48.7	51	0	0	1	2	0	2-2	53	0	6	372	62.0	0	0	
Troy		28	1368	48.9	62	0	1	7	14	14	5-7	53	0	28	1733	61.9	16	1	
Opponents		27	1153	42.7	55	0	0	11	5	10	8-9	45	0	33	1985	60.2	16	0	



2025-26 Troy Football  
Opponents Game-by-Game  
All games

Page 1/1  
as of Oct 12, 2025

Date	Opponent	Rushing				Receiving				Passing				Kick Returns				Punt Returns				tot off
		no.	yds	td	lg	no.	yds	td	lg	cmp-att-int	yds	td	lg	no.	yds	td	lg	no.	yds	td	lg	
08/30/2025	Nicholls	25	65	1	31	21	184	1	58	21-27-1	184	1	58	0	0	0	0	1	32	0	32	249
09/06/2025	at Clemson	31	120	1	30	18	196	2	35	18-24-1	196	2	35	2	30	0	30	0	0	0	0	316
09/13/2025	Memphis	45	217	3	50	17	213	1	41	17-27-0	213	1	41	0	0	0	0	4	10	0	8	430
09/20/2025	at Buffalo	34	125	2	22	14	153	0	39	14-28-0	153	0	39	1	22	0	22	1	0	0	0	278
10/04/2025	South Alabama	56	265	1	56	10	104	2	33	10-15-0	104	2	33	1	0	0	0	1	-1	0	0	369
10/11/2025	at Texas St.	53	326	5	62	19	248	0	35	19-22-0	248	0	35	6	137	0	45	2	9	0	8	574
Opponents		244	1118	13	62	99	1098	6	58	99-143-2	1098	6	58	10	189	0	45	9	50	0	32	2216
Troy		223	813	7	47	107	1259	12	57	107-185-6	1259	12	57	12	182	0	25	10	83	0	32	2072

Opponents Averages

Games	Avg/ rush	Avg/ catch	Pass effic	KR avg	PR avg	All purpose avg/game	Total offense avg/game
6	4.6	11.1	144.8	18.9	5.6	413.2	369.3

Date	Opponent	Tackles				Sacks no-yds	Fumble		Pass Defense			blkd kick	PAT attempts			off		
		ua	a	total	tfl-yds		ff	fr-yds	int-yds	qbh	brup		kick	rush	rcv	saf	t/o	pts
08/30/2025	Nicholls	22	60	82	2.0-4	1-1	0	0-0	0-0	3	2	0	2-2	0	0	0	0	20
09/06/2025	at Clemson	42	14	56	5.0-38	4-37	0	0-0	3-13	4	3	0	3-3	0	0	0	10	27
09/13/2025	Memphis	14	34	48	8.0-47	4-35	0	0-0	1--1	4	8	0	4-4	0	0	0	0	28
09/20/2025	at Buffalo	48	38	86	10.0-28	7-24	2	1-0	1-12	1	5	0	2-2	0	0	0	3	17
10/04/2025	South Alabama	43	28	71	4.0-13	0-0	1	1-0	1-0	2	1	0	3-3	0	0	0	0	24
10/11/2025	at Texas St.	35	32	67	11.0-37	5-29	0	0-0	0-0	5	0	0	5-5	0	0	0	0	41
Opponents		204	206	410	40.0-167	21-126	3	2-0	6-24	19	19	0	19-19	0	0	0	13	157
Troy		216	204	420	37.0-139	15-98	3	2-68	2-5	13	13	0	18-19	0	1	0	16	161

Date	Opponent	Punting										Field Goals			Kickoffs				
		no.	yds	avg	long	blkd	tb	fc	50+	i20	md-att	long	blkd	no.	yds	avg	tb	ob	
08/30/2025	Nicholls	4	149	37.3	55	0	0	2	1	1	2-2	45	0	5	248	49.6	0	0	
09/06/2025	at Clemson	3	135	45.0	51	0	0	2	1	1	2-2	30	0	6	369	61.5	5	0	
09/13/2025	Memphis	6	248	41.3	45	0	0	4	0	6	0-0	0	0	5	323	64.6	4	0	
09/20/2025	at Buffalo	8	333	41.6	48	0	0	1	0	1	1-1	39	0	4	225	56.3	1	0	
10/04/2025	South Alabama	5	249	49.8	55	0	0	1	3	1	1-1	40	0	5	304	60.8	1	0	
10/11/2025	at Texas St.	1	39	39.0	39	0	0	1	0	0	2-3	42	0	8	516	64.5	5	0	
Opponents		27	1153	42.7	55	0	0	11	5	10	8-9	45	0	33	1985	60.2	16	0	
Troy		28	1368	48.9	62	0	1	7	14	14	5-7	53	0	28	1733	61.9	16	1	



2025-26 Troy Football  
Team Game-by-Game Comparison  
All games

Page 1/1  
as of Oct 12, 2025

Opponent	Score	First Downs				Rushing Number-Yards	Passing		Total Offense Plays-Yards	Return Yards	Turn- Overs
		Total	Rush	Pass	Pen		Comp-Att-Int	Yards			
Nicholls	38-20	23 / 16	13 / 4	9 / 7	1 / 5	44-272 / 25-65	14-24-0 / 21-27-1	144 / 184	68-416 / 52-249	68 / 32	0 / 1
Clemson	16-27	16 / 17	8 / 6	8 / 8	0 / 3	32-78 / 31-120	19-31-3 / 18-24-1	223 / 196	63-301 / 55-316	58 / 43	3 / 2
Memphis	7-28	12 / 22	4 / 14	5 / 8	3 / 0	23-40 / 45-217	12-32-1 / 17-27-0	72 / 213	55-112 / 72-430	35 / 9	1 / 1
Buffalo	21-17	22 / 14	11 / 6	10 / 7	1 / 1	47-163 / 34-125	19-36-1 / 14-28-0	202 / 153	83-365 / 62-278	66 / 34	2 / 0
South Alabama	31-24	20 / 18	10 / 13	9 / 5	1 / 0	45-217 / 56-265	13-21-1 / 10-15-0	203 / 104	66-420 / 71-369	111 / -1	2 / 0
Texas St.	48-41	27 / 21	3 / 11	20 / 10	4 / 0	32-43 / 53-326	30-41-0 / 19-22-0	415 / 248	73-458 / 75-574	0 / 146	0 / 0
<b>Totals</b>	<b>161-157</b>	<b>120 / 108</b>	<b>49 / 54</b>	<b>61 / 45</b>	<b>10 / 9</b>	<b>223-813 / 244-1118</b>	<b>107-185-6 / 99-143-2</b>	<b>1259 / 1098</b>	<b>408-2072 / 387-2216</b>	<b>338 / 263</b>	<b>8 / 4</b>

Opponents	3rd Down Conversion	4th Down Conversion	Time of Possession	TOP Margin	Avg Yds/Rush	Avg Yds/Pass	Avg Yds/Play	Punting Number-Avg	Penalties Number-Yards	Sacks
Nicholls	9-15 / 4-11	1-2 / 0-1	30:47 / 29:13	01:34	6.2 / 2.6	6.0 / 6.8	6.1 / 4.8	3-54.0 / 4-37.3	8-100.0 / 6-45.0	4 / 1
Clemson	5-13 / 5-12	1-2 / 0-1	33:01 / 26:59	06:02	2.4 / 3.9	7.2 / 8.2	4.8 / 5.7	3-42.0 / 3-45.0	10-97.0 / 3-30.0	1 / 4
Memphis	4-15 / 6-15	0-0 / 1-2	23:05 / 36:55	-13:50	1.7 / 4.8	2.3 / 7.9	2.0 / 6.0	11-48.2 / 6-41.3	4-20.0 / 7-65.0	3 / 4
Buffalo	10-21 / 6-17	3-4 / 0-1	32:52 / 27:08	05:44	3.5 / 3.7	5.6 / 5.5	4.4 / 4.5	5-52.2 / 8-41.6	5-60.0 / 5-30.0	0 / 7
South Alabama	5-15 / 8-17	3-4 / 1-3	29:49 / 30:11	-00:22	4.8 / 4.7	9.7 / 6.9	6.4 / 5.2	3-47.7 / 5-49.8	3-15.0 / 7-45.0	4 / 0
Texas St.	5-14 / 10-17	3-3 / 3-4	28:59 / 31:01	-02:02	1.3 / 6.2	10.1 / 11.3	6.3 / 7.7	3-48.7 / 1-39.0	5-35.0 / 10-79.0	3 / 5
<b>Totals</b>	<b>38-93 / 39-89</b>	<b>11-15 / 5-12</b>	<b>178:33 / 181:27</b>	<b>-02:54</b>	<b>3.6 / 4.6</b>	<b>6.8 / 7.7</b>	<b>5.1 / 5.7</b>	<b>28-48.9 / 27-42.7</b>	<b>35-327.0 / 38-294.0</b>	<b>15 / 21</b>

Note: Game totals are displayed in the format TEAM/OPPONENT for each category