

TROY TROJANS



VS



GAME FOUR

2024 SCHEDULE

Date	Opponent	Time/Result
Aug. 31	Nevada (ESPN+)	L, 26-28
Sept. 7	at Memphis (ESPNU)	L, 17-38
Sept. 14	at Iowa (FS1)	L, 21-38
Sept. 21	Florida A&M (ESPN+)	6 p.m.
Sept. 28	ULM (ESPN+)	6 p.m.
Oct. 3	Texas State (ESPNU)	6 p.m.
Oct. 15	at South Alabama (ESPNU)	6:30 p.m.
Oct. 26	at Arkansas State	6 p.m.
Nov. 2	Coastal Carolina	TBA
Nov. 16	at Georgia Southern	TBA
Nov. 23	at Louisiana	TBA
Nov. 30	Southern Miss	TBA
Dec. 7	SBC Championship Game (ESPN)	6:30 p.m.

TROY BY THE NUMBERS

0 Players who began their career at Troy who are in their final year of eligibility ... Colorado and San Diego State are tied for second nationally with one

1 Drive this season in which Troy has allowed a big play (12-plus yard run, 15-plus yard pass) that has resulted in points; conversely, Troy has allowed points on 14-of-17 drives when allowing a big play

8 Times that Troy has won the coin toss out of the last 31 games (2022-pr.) ... the Trojans are 0-3 this season

12 Freshmen have seen playing time this season

12 Seniors on Troy's roster are tied with Illinois for the fewest in the country (seniors and grad students are considered the same for this note)

19 Opponents since 2022 that Troy has held to 19 points or fewer, third most in the country

20 Trojans (offense/defense) have made their first career FBS start this season, the second most in the country. The number swells to 24 when counting special teams and 27 when counting first-time starters at Troy

20 Wins in the last 23 games when Troy has rushed for 100-plus yards

60 Yard receptions in the same game have not been easy to come by for the Trojans; in fact, Troy's two at Iowa (both by Devonte Ross) marked the first time Troy had two 60-yard catches in the same game since 2009 vs. UAB

77 Yard punt return for a TD by Devonte Ross to close out the first half at Iowa; it was the first punt return allowed by the Hawkeyes since a Christan McCaffrey 63-yard return in the 2016 Rose Bowl

TROY TROJANS

Record: 0-3, 0-0 Sun Belt
Head Coach: Gerad Parker
Record at Troy: 0-3 (1st Season)
Career Record: 0-9 (1st Full Season)

FLORIDA A&M

RATTLERS

Record: 2-1, 0-0
Head Coach: James Colzie III
Record at FAMU: 2-1 (1st Season)
Career Record: 2-1 (1st Season)

GAME INFORMATION

Date: Sept. 21, 2024
Kickoff: 6:05 p.m.
Location: Troy, Ala.
Stadium: Veterans Memorial (30,000)
TV: ESPN+
Talent: Will Kollmeyer (PxP)
Ben Stanfield (Analyst)
Junior Louissaint (Sideline)
Radio: Troy Sports Radio Network
Talent: Barry McKnight (PxP)
Jerry Miller (Analyst)
Chris Blackshear (Sideline)

SERIES

Series (Overall): 4-2
Series in Troy: 2-1
Series in Tallahassee: 0-1
Neutral Site: 2-0
Parker vs. FAMU: 0-0

 **TROYTROJANSFB**
#BATTLEREADY

DID YOU KNOW?

- Devonte Ross became the first player in Troy's DI history to record a pair of 60-plus yard catches in the same game

- Troy is 22-6 since losing on a Hail Mary at App State in 2022

- All of Troy's defensive coaches have served as a defensive coordinator at the collegiate level - Chris Boone, Nathan Burton, Justin Manning, Travis Pearson

- Despite Troy not having officially played a ranked team in 2024, the Trojans have played a team now ranked (Memphis) and one that was ranked the week prior to the game (Iowa)

- Troy has forced 191 turnovers since the start of the 2016 season, which is the second most in the country

- Troy's eight conference titles since 2006 are tied with Clemson for the fifth most over that period

- Troy and Michigan are the only two programs to win conference titles in 2022 and 2023

- Due to injuries at QB (Crowder) and center (Russ), Troy played a walk-on at quarterback (Matthew Caldwell) and center (Tyler Cappi) at Memphis; the duo started the game at Iowa

- Chris Lewis will miss the 2024 season as a result of his 10-week chemotherapy treatment at Children's of Alabama in Birmingham and surgery this past spring to remove the tumor. He finished the 2023 season ranked 16th in the country with 10 touchdown catches and led the country, averaging 22.97 yards per catch

- Troy has found success scoring points on sustained drives this season; the Trojans have scored on all seven of its drives this season when picking up three first downs. The numbers are pretty good at two first downs too, where Troy has a 90.1 percent score rate

- Negative plays have been the key to Troy's success on defense ... the Trojans have not allowed points on any drive this season in which they record a sack (0-for-2) or if the first play went for a loss (0-for-3)

- Troy became just the sixth time since 2022 to pass for 229 yards or more against Iowa

TALE OF THE TAPE

Offense	TROY	FAMU
Points	64	55
Average	21.3	18.3
First Downs/Game	16.7	20.3
Total Offense	895	1008
Average	298.3	336.0
Net Rushing	316	302
Average	105.3	100.7
Net Passing	579	706
Average	193.0	235.3
Pass Attempts	82	97
Complete	52	60
Interceptions	1	3
Fumbles/Lost	3/1	6/3
Sacks Allowed/Yds.	6/34	6/32
3rd Down	22/44 (50%)	16/36 (44%)
FG/Att.	3/3	4/5
Avg. TOP	28:24	28:36
Penalties	18-152	17-157
Average	50.7	52.3

Defense	TROY	FAMU
Points	104	97
Average	34.7	32.3
First Downs/Game	22.0	21.7
Total Defense	1227	1204
Average	409.0	401.3
Net Rushing	709	606
Average	236.3	202.0
Net Passing	518	598
Average	172.7	199.3
Pass Attempts	75	68
Complete	58	45
Interceptions	0	0
Fumble/Rec.	2/0	4/0
3rd Down	18/33 (55%)	17/33 (51%)
Sacks/Yds.	2/14	6/32

SUN BELT STANDINGS

	SBC	OVERALL	STK
EAST			
Coastal Carolina	0-0	3-0	W3
James Madison	0-0	2-0	W2
Appalachian State	0-0	2-1	W1
Georgia Southern	0-0	2-1	W2
Georgia State	0-0	2-1	W2
Marshall	0-0	1-1	L1
Old Dominion	0-0	0-3	L3

WEST			
Louisiana	0-0	2-0	W2
ULM	0-0	2-0	W2
Arkansas State	0-0	2-1	L1
Texas State	0-0	2-1	L1
Southern Miss	0-0	1-2	L1
South Alabama	0-0	1-2	W1
Troy	0-0	0-3	L3

WHO TO CONTACT

Adam Prendergast, Associate AD/Communications & Creative Content - Primary Contact
334-670-3832 (o) | 334-372-5555 (c) | adamp@troj.edu | @AdamP_Troy

Robert Stevens - Secondary Contact
315-807-8109 (c) | restevens@troj.edu

TROY PRACTICE POLICIES

All of Troy's practices are closed to the public. Limited media access is available and media must contact the Troy Athletics Communications Office by 10 a.m. the day of practice if they wish to attend. The Troy Athletics Communications Office will do its best to provide B-Roll to media outlets weekly.

What's Open: Still and video photography is allowed during non-team and 7-on-7 periods; the use of any live streaming is NOT allowed during practice. Any injuries sustained during the open portion of practice are asked to not be reported on until confirmed by the Troy medical staff.

Thursday's walk-thru and Friday's run-thru on home weeks are completely closed to the public and to the media.

TROY FOOTBALL INTERVIEW OPPORTUNITIES

Sun Belt Conference Weekly Coaches Zoom -- Monday 11:26 a.m.
This is the best opportunity for out-of-town media to ask questions about the upcoming week and any player feature stories. Troy is scheduled to be on the call at 11:12 a.m. every Monday morning -- please note that the conference sometimes runs early and late, so it is advised that media members be on the Zoom at least five minutes early. For more information about the Sun Belt Weekly Coaches Zoom contact Sam Knehans at sam@sunbeltsports.org.

Troy Weekly Press Conference -- Monday 11:35 a.m.
Players and coaches are available each Monday during the season at a weekly press conference. For the 2024 season, this press conference will be held virtually via Zoom at 11:35 a.m. **PLAYER & COACH REQUESTS MUST BE MADE BY 5 P.M. ON SUNDAY.**

Audio and video of Troy's portion of the press conference will be posted to TroyTrojans.com Tuesday afternoon. Video of the press conference will also be available for download; contact Adam Prendergast for details.

Post Practice in Person
Players and coaches will be available after practice via appointment only; please contact the Troy Communications Office to schedule.

By Phone Via Appointment
Players and coaches will have limited availability to do phone interviews early in the week, however it is advised that all out-of-town media participate in the Sun Belt Teleconference as we **CAN NOT** guarantee phone availability. Contact the Troy Athletics Communications Office to schedule an interview.

TROY PHOTO & VIDEO DOWNLOAD

Troy football photos & selected video produced by the Troy Athletic Media Relations department is available for download. Video can be accessed via TroyTrojans.com/FootballVideo, while audio can be downloaded via TroyTrojans.com/fbphotos.

CREDENTIALS

All credential requests for Troy home games must be completed online at TroyTrojans.com/Credentials.

ON THE WEB

TroyTrojans.com

The official online home of Troy Athletics, TroyTrojans.com, is the number one stop on the web for all the up to date information you need on the Trojan football team.

Schedules, results, rosters, bios, stats, general releases, game notes, depth chart and the 2024 Troy Football Media Guide can all be found at TroyTrojans.com

sunbeltsports.org

The official online home of the Sun Belt Conference, sunbeltsports.org, has updated league standings, results, schedules and notes.

collegepressbox.com

collegepressbox.com is the official media Web site for Sun Belt football. Access and download weekly game notes, quotes, stats, media guides and more for the conference and each of its nine member schools. Login information will be distributed to accredited media or you can apply for a password by sending an e-mail to password@collegepressbox.com. The following conferences are represented on collegepressbox.com -- ACC, American Athletic, Big 10, Big 12, C-USA, MAC, Mountain West, Pac 12, SEC, Sun Belt, WAC and four independents (Army, Navy, Notre Dame, BYU). The site also has logos and information for all of the NCAA bowl games and postseason awards.

famuathletics.com

This week's opponent's athletic website.

Facebook.com/TroyTrojansFB
Twitter.com/TroyTrojansFB
Instagram/troytrojansfootball

TROY GAME WEEK SCHEDULE

Troy's Practices are Closed to the Public and Open to the Media Unless Otherwise Noted

SUNDAY	MONDAY	TUESDAY	WEDNESDAY	THURSDAY	FRIDAY	SATURDAY
Off Day	Sun Belt Zoom 11:26 a.m. Press Conference Zoom 11:35 a.m. Practice 5:10-6:30 p.m. No Interviews Trojan Talk 6-7 p.m. Baumhower's	Practice 2:50-5:20 p.m. Interviews After	Practice 2:50-5:20 p.m. Interviews After	Practice 2:50-5:20 p.m. Walk Thru No Interviews	Practice 2:50-5:20 p.m. Walk Thru No Interviews	Troy vs. FAMU 6 p.m.

OFFENSE

QB	9	Goose Crowder	6-2	210	Jr.	Gardendale, Ala.
	10	Tucker Kilcrease	6-1	205	So.	Brantley, Ala.
	OR 12	Matthew Caldwell	6-4	212	Jr.	Auburn, Ala.
RB	0	Gerald Green	6-0	192	Sr.	Columbus, Ga.
	OR 3	Damien Taylor	5-10	221	Jr.	Northport, Ala.
	15	Jordan Lovett	5-10	195	R-Fr.	Statesboro, Ga.
WR-X	1	Landon Parker	6-3	205	Sr.	Concord, N.C.
	OR 8	Zeriah Beason	6-0	200	Jr.	Dallas, Texas
WR-H	2	Peyton Higgins	5-10	181	Jr.	Florence, Ala.
	83	DJ Epps	6-1	181	So.	Seale, Ala.
WR-Z	7	Devonte Ross	5-11	161	Jr.	Cartersville, Ga.
	5	Mojo Dortch	6-0	163	So.	Lucedale, Miss.
TE	14	Ethan Conner	6-4	240	Sr.	Columbus, Miss.
	88	Brody Dalton	6-5	250	Jr.	Fyffe, Ala.
LT	58	Elijah Prather	6-4	300	R-Fr.	LaVergne, Tenn.
	56	Carlos Slayden	6-4	292	Jr.	Corpus Christi, Texas
LG	75	Zerian Hudson	6-3	315	Jr.	Brookhaven, Miss.
	67	Matt Henry	6-4	355	Jr.	Queensland, Australia
C	66	Eli Russ	6-4	313	Jr.	Ardmore, Okla.
	65	Tyler Cappi	6-3	305	So.	Priceville, Ala.
RG	74	Daniel King	6-5	340	Sr.	Cairo, Ga.
	55	Tavon Matthews	6-1	319	R-Sr.	Woodbridge, Va.
RT	50	Boaz Stanley	6-3	310	R-So.	Bogart, Ga.
	71	Kyler Gibson	6-5	312	So.	Munford, Ala.

DEFENSE

DE	0	Raymond Cutts	6-3	243	Sr.	Orlando, Fla.
	45	Cheick Kaba	6-2	275	Jr.	Minneapolis, Minn.
	OR 53	Jabril McNeill	6-4	227	Jr.	Raleigh, N.C.
DT	95	Luis Medina	6-1	307	Jr.	Summerville, Ga.
	99	Julian Peterson	6-3	310	Jr.	Pinson, Ala.
NT	93	Kam Curry	6-2	302	Jr.	Midland, Texas
	OR 98	Jamel Fils-Aime	6-3	336	Jr.	Enterprise, Ala.
	96	Dylan Mann	6-1	309	Fr.	Kennesaw, Ga.
BAN	1	Phillip Lee	6-4	240	Jr.	Jacksonville, Fla.
	5	Jah-Mal Williams	6-4	230	Jr.	Carver Ranches, Fla.
	8	Eric Shaw	6-5	219	Jr.	Reeltown, Ala.
WLB	7	Jordan Stringer	6-2	230	Jr.	Augusta, Ga.
	6	Terry Thomas	6-0	215	Jr.	Childersburg, Ala.
	13	TJ Thompson	6-0	226	Jr.	Bolton, Miss.
MLB	4	Brendan Jackson	6-2	230	Sr.	Statesboro, Ga.
	2	Steven Cattledge	6-3	225	R-Jr.	Columbus, Miss.
	44	Luke Hodge	6-1	225	So.	Oneonta, Ala.
SPEAR	3	Devin Lafayette	6-2	202	Jr.	Brunswick, Ga.
	11	Darrell Starling	6-1	218	Jr.	Pelham, Ga.
CB	21	LJ Green	5-10	170	R-Fr.	Montgomery, Ala.
	12	Trent Henry	5-11	190	Jr.	Miami, Fla.
	31	Shemar Welch	6-1	170	Fr.	Mobile, Ala.
CB	9	Damaje Yancey	6-1	187	Sr.	Long Beach, Calif.
	10	Jabari Strait	6-2	172	Jr.	McCalla, Ala.
	26	Dorion Jackson	6-2	195	R-Fr.	Wetumpka, Ala.
FS	39	Ian Conerly-Goodly	6-0	180	Jr.	Covington, La.
	14	Cecil Powell	6-0	215	Sr.	Ft. Lauderdale, Fla.
SS	25	Justin Powe	6-0	196	So.	Mobile, Ala.
	24	Rondell Carter	6-1	180	Fr.	Charlotte, N.C.

PRONUNCIATION GUIDE

No.	Name	Pronunciation
HC	Gerad Parker	He went to JARED
AC	Re'quan Boyette	RAY-kwan
AC	Kevin Reihner	REE-NER
4	Jarris Williams	JAR-us
5	Mojo Dortch	Rhymes with PORCH
8	Zeriah Beason	zuh-RYE-uh
9	Damaje Yancey	duh-MAHJ
15	Jordan Lovett	LOVE-it
15	Semaj James	suh-MAHJ
16	Trashun Griffin	TRAY-shawn
18	Paddie McAteer	MAC-uh-TEER
19	Jywon Boyd	JYE-wan
25	Justin Powe	POE
30	Nick Troemel	TROM-ul
33	Gage Theus	THEE-us
35	Max Zuluaga	zoo-LOO-AH-guh
35	Malaki Pegues	puh-GEESE
45	Chieck Kaba	CK KAH bah
49	Tyce Khatri	kah-TAR-ee
58	Elijah Prather	PRAY-ther
84	Caleb Chappelle	shah-PELL (Like Dave)
70	Casey Fua'au	foo-OW-ah
75	Zerian Hudson	ZAIR-ee-in
85	Fabian Rogosch	ROE-gosh
95	Luis Medina	Louis muh-DEEN-uh
98	Jamel Fils-Aime	FILLS-uh-MEE

SPECIAL TEAMS

K	40	Scott Taylor Renfroe	6-1	198	Jr.	Troy, Ala.
	30	Nick Troemel	6-0	178	R-Fr.	Newnan, Ga.
KOS	32	Paddy McActeer	6-3	212	R-So.	Mullaghbawn, Ireland
	30	Nick Troemel	6-0	178	R-Fr.	Newnan, Ga.
P	48	Robert Cole	5-10	210	Sr.	Coral Springs, Fla.
	28	Evan Crenshaw	6-4	188	Jr.	Ponte Vedra Beach, Fla.
LS	87	Colton Walls	6-3	233	R-Fr.	Millbrook, Ala.
	41	Will Spain	5-11	209	Jr.	Memphis, Tenn.
SS	41	Will Spain	5-11	209	Jr.	Memphis, Tenn.
	87	Colton Walls	6-3	233	R-Fr.	Millbrook, Ala.
H	48	Robert Cole	5-10	210	Sr.	Coral Springs, Fla.
	28	Evan Crenshaw	6-4	188	Jr.	Ponte Vedra Beach, Fla.
KR	15	Jordan Lovett	5-10	195	R-Fr.	Statesboro, Ga.
	0	Gerald Green	6-0	192	Sr.	Columbus, Ga.
PR	7	Devonte Ross	5-11	161	Jr.	Cartersville, Ga.
	2	Peyton Higgins	5-10	181	Jr.	Florence, Ala.

PROJECTED STARTERS LISTED IN BOLD

GAME FOUR | NUMERICAL ROSTER

No.	Name	Pos.	Ht.	Wt.	Yr.	Exp.	Hometown/Last School
0	Raymond Cutts	DE	6-3	243	Sr.	1L	Orlando, Fla. / Garden City CC
0	Gerald Green	RB	6-0	192	Sr.	TR	Columbus, Ga. / East Carolina
1	Phillip Lee	BAN	6-4	240	Jr.	2L	Jacksonville, Fla. / First Coast HS
1	Landon Parker	WR	6-3	205	Sr.	1L	Concord, N.C. / Wofford
2	Steven Cattledge	LB	6-3	225	R-Jr.	1L	Columbus, Miss. / East Mississippi CC
2	Peyton Higgins	WR	5-10	181	Jr.	3L	Florence, Ala. / Mars Hill Bible School
3	Devin Lafayette	SPR	6-2	202	Jr.	TR	Brunswick, Ga. / Northern Illinois
3	Damien Taylor	RB	5-10	221	Jr.	3L	Northport, Ala. / Tuscaloosa County HS
4	Brendan Jackson	LB	6-2	230	Sr.	TR	Statesboro, Ga. / Gardner-Webb
4	Jarris Williams	RB	5-10	199	Jr.	2L	Mobile, Ala. / Blount HS
5	Mojo Dortch	WR	6-0	163	So.	TR	Lucedale, Miss. / California
5	Jah-Mal Williams	BAN	6-4	230	Jr.	TR	Carver Ranches, Fla. / Cincinnati
6	Chris Lewis	WR	6-4	204	Jr.	1L	Pleasant Grove, Ala. / Kentucky
6	Terry Thomas	LB	6-0	215	Jr.	2L	Childersburg, Ala. / Childersburg HS
7	Devonte Ross	WR	5-11	161	Jr.	2L	Cartersville, Ga. / Cartersville HS
7	Jordan Stringer	LB	6-2	230	Jr.	2L	Augusta, Ga. / Laney HS
8	Zeriah Beason	WR	6-0	200	Jr.	TR	Dallas, Texas / Hutchinson CC
8	Eric Shaw	BAN	6-5	219	Jr.	2L	Reeltown, Ala. / South Carolina
9	Goose Crowder	QB	6-2	210	Jr.	1L	Gardendale, Ala. / West Virginia
9	Damaje Yancey	CB	6-1	187	Sr.	1L	Long Beach, Calif. / Southern Utah
10	Tucker Kilcrease	QB	6-1	205	So.	SQ	Brantley, Ala. / Brantley HS
10	Jabari Strait	CB	6-2	172	Jr.	HS	McCalla, Ala. / NE Oklahoma A&M
11	Caleb McCreary	QB	5-11	193	Fr.	HS	Montgomery, Ala. / Montgomery Catholic Prep
11	Darrell Starling	SPR	6-1	218	Jr.	4L	Pelham, Ga. / Pelham HS
12	Matthew Caldwell	QB	6-4	212	Jr.	TR	Auburn, Ala. / Gardner-Webb
12	Trent Henry	CB	5-11	190	Jr.	TR	Miami, Fla. / Grambling State
13	Ky McNulty	WR	6-4	192	Fr.	HS	Bay Minette, Ala. / Baldwin County HS
13	TJ Thompson	LB	6-0	218	Jr.	1L	Bolton, Miss. / East Central CC
14	Ethan Conner	TE	6-4	240	Sr.	1L	Columbus, Miss. / East Mississippi CC
14	Cecil Powell	S	6-0	215	Sr.	TR	Ft. Lauderdale, Fla. / NC State
15	Semaj James	CB	6-0	194	Jr.	TR	Tallahassee, Fla. / Butler CC
15	Jordan Lovett	RB	5-10	195	R-Fr.	1L	Statesboro, Ga. / Statesboro HS
16	Trashun Griffin	DE	6-4	263	Fr.	HS	Centreville, Ala. / Bibb County HS
16	Montana Wells	QB	6-5	208	R-Fr.	TR	Magnolia, Texas / Houston Christian
17	Roman Mothershead	WR	6-4	175	R-Fr.	TR	Montgomery, Ala. / Pike Road HS
17	Marlin Odom	CB	6-2	187	Fr.	HS	Lucedale, Miss. / George County HS
18	Jordan Perry	SPR	6-2	200	So.	TR	Jefferson, Ga. / Kansas State
19	Kevin Beckham	S	5-11	195	Fr.	HS	Mobile, Ala. / Baker HS
19	Jywon Boyd	WR	6-0	175	Fr.	HS	Troy, Ala. / Charles Henderson HS
20	Keyshawn Campbell	LB	6-0	210	R-Fr.	1L	Vero Beach, Fla. / Vero Beach HS
20	Isaac Smith	WR	6-1	160	Fr.	HS	Birmingham, Ala. / Banks Academy
21	LJ Green	CB	5-10	170	R-Fr.	1L	Montgomery, Ala. / Montgomery Catholic
21	Trevor Pearson	RB	5-10	215	R-Fr.	TR	Montgomery, Ala. / Prairie View A&M
22	Tae Meadows	RB	5-10	195	So.	1L	Roanoke, Ala. / Handley HS
22	OJ Vaughan Jr.	S	5-9	185	Fr.	HS	Brooklyn, N.Y. / Wakulla (Fla.) HS
23	KC Bradford	S	5-11	190	So.	1L	Troy, Ala. / Pike Liberal Arts School
24	Rondell Carter	S	6-1	180	Fr.	HS	Charlotte, N.C. / Julius Chambers HS
24	Ian Senn	WR	6-2	167	Fr.	HS	Ariton, Ala. / Ariton HS
25	Justin Powe	S	6-0	196	So.	1L	Mobile, Ala. / Davidson HS
26	DeWhitt Betterson Jr.	RB	6-0	213	So.	SQ	Ocala, Fla. / Vanguard HS
26	Dorion Jackson	CB	6-2	195	R-Fr.	1L	Wetumpka, Ala. / Wetumpka HS
27	John Butler	S	6-0	180	Jr.	2L	Sebastian River, Fla. / Sebastian River HS
28	Evan Crenshaw	P	6-4	188	Jr.	TR	Ponte Vedra, Fla. / Coastal Carolina
28	AZ Williams	BAN	5-11	195	Jr.	SQ	Milbrook, Ala. / Stanhope Elmore HS
29	Joe Lott	S	6-3	190	Fr.	HS	Mobile, Ala. / UMS-Wright Prep
30	Keion Dunlap	S	6-1	215	Fr.	HS	Enterprise, Ala. / Enterprise HS
30	Nick Troemel	K	6-0	178	R-Fr.	RS	Newnan, Ga. / Northgate HS
31	Shemar Welch	CB	6-1	170	Fr.	HS	Mobile, Ala. / McGill-Toolen HS
32	Paddy McAteer	K	6-3	212	R-So.	HS	Mullaghbawn, Ireland / St. Mary's (Belfast)
32	LaBarryon Moore	S	6-0	185	R-Fr.	RS	McCalla, Ala. / McAdory HS
33	LaMar Croskey	CB	5-8	179	So.	HS	Pinson, Ala. / Clay-Chalkville HS
33	Gage Theus	K	5-11	171	Jr.	SQ	Andalusia, Ala. / South Alabama
34	Cooper Mason	TE	6-1	185	R-Fr.	HS	Nashville, Tenn. / Grace Christian Academy

No.	Name	Pos.
54	Caleb Ash	OL
46	Gavyn Baker	LB
42	Chad Barham	TE
8	Zeriah Beason	WR
23	Kevin Beckham	WR
73	Tyler Bell	OL
26	DeWhitt Betterson Jr.	RB
77	Zak Bowden	OL
19	Jywon Boyd	WR
23	KC Bradford	S
81	Robert Bruce	WR
47	Anthony Butler	BAN
27	John Butler	S
12	Matthew Caldwell	QB
20	Keyshawn Campbell	LB
65	Tyler Cappi	OL
24	Rondell Carter	S
2	Steven Cattledge	LB
84	Caleb Chappelle	WR
48	Robert Cole	P
39	Ian Conerly-Goodly	S
14	Ethan Conner	TE
28	Evan Crenshaw	P
33	LaMar Croskey	CB
80	Chase Cross	K
9	Goose Crowder	QB
93	Kam Curry	DT
0	Raymond Cutts	DE
88	Brody Dalton	TE
5	Mojo Dortch	WR
30	Keion Dunlap	S
83	DJ Epps	WR
98	Jamel Fils-Aime	DT
70	Casey Fua'au	OL
38	Tyler Geary	DE
71	Kyler Gibson	OL
78	Billy Gilmore	OL
0	Gerald Green	RB
21	LJ Green	CB
16	Trashun Griffin	DE
36	EJ Hall	CB
67	Matt Henry	OL
12	Trent Henry	CB
2	Peyton Higgins	WR
44	Luke Hodge	LB
75	Zerian Hudson	OL
4	Brendan Jackson	LB
26	Dorion Jackson	CB
72	Obatare Jackson	OL
15	Semaj James	CB
52	ShuMond Johnson	DE
45	Cheick Kaba	DT
49	Tyce Khatri	TE
10	Tucker Kilcrease	QB
74	Daniel King	OL
3	Devin Lafayette	SPR
1	Phillip Lee	BAN
6	Chris Lewis	WR
29	Joe Lott	S
15	Jordan Lovett	RB
96	Dylan Mann	DT
34	Cooper Mason	TE
55	Tavon Matthews	OL

NUMERICAL ROSTER | GAME FOUR

No.	Name	Pos.	Ht.	Wt.	Yr.	Exp.	Hometown/Last School
35	Malaki Pegues	BAN	6-4	212	R-Fr.	1L	Oxford, Miss. / Oxford HS
35	Max Zuluaga	K	6-0	214	Fr.	HS	Madison, Miss. / Madison Ridgeland Academy
36	EJ Hall	CB	5-11	176	Fr.	HS	Tuskegee, Ala. / Booker T. Washington HS
37	Daivon Nelson	S	6-3	194	Jr.	TR	South Phoenix, Ariz. / Hutchinson CC
38	Tyler Geary	DE	6-1	210	So.	TR	New Port Richey, Fa. / Monmouth
38	Krypto Norwood	S	5-11	180	Jr.	TR	Hattiesburg, Miss. / Pearl River CC
39	Ian Conerly-Goodly	S	6-0	180	Jr.	TR	Covington, La. / Southeastern Louisiana
40	Scott Taylor Renfroe	K	6-1	198	Jr.	2L	Troy, Ala. / Pike Liberal Arts School
40	Jaquarius Thomas	CB	5-11	164	Jr.	TR	Montgomery, Ala. / Shorter University
41	Will Spain	LS	5-11	209	Jr.	SQ	Memphis, Tenn. / Austin Peay
42	Chad Barham	TE	6-4	235	Fr.	HS	Henderson, Tenn. / Chester County HS
42	Tyrek Thompson	S	6-2	185	Fr.	HS	Fairmont, N.C. / Fairmont HS
43	Kam Weaver	LB	6-3	191	Fr.	HS	Andalusia, Ala. / Andalusia HS
44	Luke Hodge	LB	6-1	225	So.	1L	Oneonta, Ala. / Oneonta HS
44	Brooks Mauk	TE	6-4	215	Fr.	HS	Matthews, N.C. / Weddington HS
45	Cheick Kaba	DT	6-2	275	Jr.	TR	Minneapolis, Minn. / Iowa Western CC
46	Gavyn Baker	LB	6-1	205	Fr.	HS	Moody, Ala. / Moody HS
47	Anthony Butler	BAN	6-3	201	Sr.	SQ	Pelham, Ala. / Culver-Stockton
48	Robert Cole	P	5-10	210	Sr.	1L	Coral Springs, Fla. / NM Military Institute
49	Tyce Khatri	TE	6-0	252	R-Fr.	RS	Prattville, Ala. / Prattville HS
50	Boaz Stanley	OL	6-4	310	R-So.	1L	Bogart, Ga. / Georgia Military
51	Jaden Palms	DT	6-1	290	Jr.	SQ	Chickasaw, Ala. / Chickasaw HS
52	ShuMond Johnson	DE	6-2	243	Fr.	HS	Fairburn, Ga. / Creekside HS
53	Jabril McNeill	DE	6-4	227	Jr.	TR	Raleigh, N.C. / Louisburg CC
54	Caleb Ash	OL	6-6	308	Fr.	HS	Atlanta, Ga. / Langston Hughes HS
55	Tavon Matthews	OL	6-1	319	R-Sr.	RS	Woodbridge, Va. / East Tennessee State
56	Carlos Slayden	OL	6-4	292	Jr.	TR	Corpus Christi, Texas / Tyler JC
57	Noah Mercer	OL	6-3	306	R-Fr.	RS	Marianna, Fla. / Marianna HS
58	Elijah Prather	OL	6-4	300	R-Fr.	RS	LaVergne, Tenn. / LaVergne HS
59	Cam'Ron Underwood	DT	6-4	310	Fr.	HS	Prattville, Ala. / Prattville HS
62	Logan Potes	OL	6-1	275	Fr.	HS	Matthews, N.C. / Weddington HS
63	Brian Senter	OL	6-3	325	Fr.	HS	Jefferson, Ga. / Jefferson HS
64	Ricky Timbers	OL	6-1	278	Fr.	HS	Midland City, Ala. / Dale County HS
65	Tyler Cappi	OL	6-3	305	So.	SQ	Priceville, Ala. / Priceville HS
66	Eli Russ	OL	6-4	313	Jr.	1L	Ardmore, Okla. / Oklahoma State
67	Matt Henry	OL	6-4	355	Jr.	TR	Queensland, Australia / NM Military Institute
69	Jermaine Paramore	DT	6-2	257	Fr.	HS	Saraland, Ala. / Saraland HS
70	Casey Fua'au	OL	6-5	300	Jr.	TR	Clarksville, Tenn. / Allan Hancock College
71	Kyler Gibson	OL	6-5	312	So.	1L	Munford, Ala. / Munford HS
72	Obatare Jackson	OL	6-4	290	R-Fr.	RS	Dothan, Ala. / Dothan HS
73	Tyler Bell	OL	6-2	301	R-Fr.	RS	Memphis, Tenn. / Lausanne Collegiate HS
74	Daniel King	OL	6-5	340	Sr.	2L	Cairo, Ga. / Georgia Military College
75	Zerian Hudson	OL	6-3	315	Jr.	TR	Brookhaven, Miss. / Mississippi Gulf Coast CC
77	Zak Bowden	OL	6-4	263	Jr.	TR	Orland Park, Ill. / Iowa Western CC
78	Billy Gilmore	OL	6-3	318	R-Fr.	RS	Irvington, Ala. / Alma Bryant HS
80	Chase Cross	K	6-1	198	R-Fr.	TR	Manvel, Texas / Houston Christian
81	Robert Bruce	WR	5-11	172	Sr.	RS	Park Crossing, Ala. / Hudson Valley CC
82	Jackson Thomas	WR	6-3	191	R-Fr.	RS	Millbrook, Ala. / Stanhope Elmore HS
83	DJ Epps	WR	6-1	181	So.	1L	Seale, Ala. / Russell County HS
84	Caleb Chappelle	WR	5-10	185	Jr.	1L	The Woodlands, Texas / Blinn CC
85	Fabian Rogosch	TE	6-5	254	So.	1L	Hamburg, Germany / Hamburg
86	Jackson Worley	TE	6-4	241	R-Fr.	RS	West Palm Beach, Fla. / The King's Academy
87	Colton Walls	LS	6-3	233	R-Fr.	RS	Millbrook, Ala. / Stanhope Elmore HS
88	Brody Dalton	TE	6-5	250	Jr.	1L	Fyffe, Ala. / UAB
89	Trae Swartz	TE	6-5	250	Jr.	TR	Ottumwa, Iowa / Iowa Western CC
90	Ty'Quarius Perry	DE	6-2	264	R-Fr.	RS	Birmingham, Ala. / Jackson-Olin HS
91	Kevin Norwood	DT	6-2	322	Fr.	HS	Theodore, Ala. / Theodore HS
93	Kam Curry	DT	6-2	302	Jr.	TR	Midland, Texas / Tyler JC
95	Luis Medina	DT	6-1	307	Jr.	4L	Summerville, Ga. / Chattooga HS
96	Dylan Mann	DT	6-1	309	Fr.	HS	Kennesaw, Ga. / North Cobb HS
97	Kenny Reedy	DT	6-1	275	So.	SQ	Savannah, Ga. / Army
98	Jamel Fils-Aime	DT	6-3	336	Jr.	TR	Enterprise, Ala. / Coffeyville CC
99	Julian Peterson	DT	6-3	310	Jr.	2L	Pinson, Ala. / Pinson Valley HS

No.	Name	Pos.
44	Brooks Mauk	TE
32	Paddy McAteer	K
11	Caleb McCreary	QB
53	Jabril McNeill	DE
13	Ky McNulty	WR
22	Tae Meadows	RB
95	Luis Medina	DE
57	Noah Mercer	OL
32	LaBarryon Moore	S
17	Roman Mothershead	WR
37	Daivon Nelson	S
91	Kevin Norwood	DT
38	Krypto Norwood	S
17	Marlin Odom	CB
51	Jaden Palms	DT
69	Jermaine Paramore	DT
1	Landon Parker	WR
21	Trevor Pearson	RB
35	Malaki Pegues	BAN
18	Jordan Perry	SPR
90	Ty'Quarius Perry	DE
99	Julian Peterson	DT
62	Logan Potes	OL
25	Justin Powe	S
14	Cecil Powell	S
58	Elijah Prather	OL
97	Kenny Reedy	DT
40	Scott Taylor Renfroe	K
85	Fabian Rogosch	TE
7	Devonte Ross	WR
66	Eli Russ	OL
24	Ian Senn	WR
63	Brian Senter	OL
8	Eric Shaw	BAN
56	Carlos Slayden	OL
20	Isaac Smith	WR
41	Will Spain	LS
50	Boaz Stanley	OL
11	Darrell Starling	SPR
10	Jabari Strait	CB
7	Jordan Stringer	LB
89	Trae Swartz	TE
3	Damien Taylor	RB
33	Gage Theus	K
82	Jackson Thomas	WR
40	Jaquarius Thomas	CB
6	Terry Thomas	LB
13	TJ Thompson	LB
42	Tyrek Thompson	S
64	Ricky Timbers	OL
30	Nick Troemel	K
53	Cam'Ron Underwood	DT
22	OJ Vaughan	S
87	Colton Walls	LS
43	Kam Weaver	LB
31	Shemar Welch	CB
16	Montana Wells	QB
28	AZ Williams	SPR
5	Jah-Mal Williams	BAN
4	Jarris Williams	RB
86	Jackson Worley	TE
9	Damaje Yancey	CB
35	Max Zuluaga	K

GAME FOUR | ROSTER BREAKDOWN

QUARTERBACKS

9	Goose Crowder	QB	6-2	210	Jr.	1L	Gardendale, Ala. / West Virginia
10	Tucker Kilcrease	QB	6-1	205	So.	SQ	Brantley, Ala. / Brantley HS
11	Caleb McCreary	QB	5-11	193	Fr.	HS	Montgomery, Ala. / Montgomery Catholic Prep
12	Matthew Caldwell	QB	6-4	212	Jr.	TR	Auburn, Ala. / Gardner-Webb
16	Montana Wells	QB	6-5	208	R-Fr.	TR	Magnolia, Texas / Houston Christian

RUNNING BACKS

0	Gerald Green	RB	6-0	192	Sr.	TR	Columbus, Ga. / East Carolina
3	Damien Taylor	RB	5-10	221	Jr.	3L	Northport, Ala. / Tuscaloosa County HS
4	Jarris Williams	RB	5-10	199	Jr.	2L	Mobile, Ala. / Blount HS
15	Jordan Lovett	RB	5-10	195	R-Fr.	1L	Statesboro, Ga. / Statesboro HS
21	Trevor Pearson	RB	5-10	215	R-Fr.	TR	Montgomery, Ala. / Prairie View A&M
22	Tae Meadows	RB	5-10	195	So.	1L	Roanoke, Ala. / Handley HS
26	DeWhitt Betterson Jr.	RB	6-0	213	So.	SQ	Ocala, Fla. / Vanguard HS

WIDE RECEIVERS

1	Landon Parker	WR	6-3	205	Sr.	1L	Concord, N.C. / Wofford
2	Peyton Higgins	WR	5-10	181	Jr.	3L	Florence, Ala. / Mars Hill Bible School
5	Mojo Dortch	WR	6-0	163	So.	TR	Lucedale, Miss. / California
6	Chris Lewis	WR	6-4	204	Jr.	1L	Pleasant Grove, Ala. / Kentucky
7	Devonte Ross	WR	5-11	161	Jr.	2L	Cartersville, Ga. / Cartersville HS
8	Zeriah Beason	WR	6-0	200	Jr	TR	Dallas, Texas / Hutchinson CC
13	Ky McNulty	WR	6-4	192	Fr.	HS	Bay Minette, Ala. / Baldwin County HS
17	Roman Mothershead	WR	6-4	175	R-Fr.	TR	Montgomery, Ala. / Pike Road HS
19	Jywon Boyd	WR	6-0	175	Fr.	HS	Troy, Ala. / Charles Henderson HS
20	Isaac Smith	WR	6-1	160	Fr.	HS	Birmingham, Ala. / Banks Academy
24	Ian Senn	WR	6-2	167	Fr.	HS	Ariton, Ala. / Ariton HS
81	Robert Bruce	WR	5-11	172	Sr.	RS	Park Crossing, Ala. / Hudson Valley CC
82	Jackson Thomas	WR	6-3	191	R-Fr.	RS	Millbrook, Ala. / Stanhope Elmore HS
83	DJ Epps	WR	6-1	181	So.	1L	Seale, Ala. / Russell County HS
84	Caleb Chappelle	WR	5-10	185	Jr.	1L	The Woodlands, Texas / Blinn CC

TIGHT ENDS

14	Ethan Conner	TE	6-4	240	Sr.	1L	Columbus, Miss. / East Mississippi CC
34	Cooper Mason	TE	6-1	185	R-Fr.	HS	Nashville, Tenn. / Grace Christian Academy
42	Chad Barham	TE	6-4	235	Fr.	HS	Henderson, Tenn. / Chester County HS
44	Brooks Mauk	TE	6-4	215	Fr.	HS	Matthews, N.C. / Weddington HS
49	Tyce Khatri	TE	6-0	252	R-Fr.	RS	Prattville, Ala. / Prattville HS
85	Fabian Rogosch	TE	6-5	254	So.	1L	Hamburg, Germany / Hamburg
86	Jackson Worley	TE	6-4	241	R-Fr.	RS	West Palm Beach, Fla. / The King's Academy
88	Brody Dalton	TE	6-5	250	Jr.	1L	Fyffe, Ala. / UAB
89	Trae Swartz	TE	6-5	250	Jr.	TR	Ottumwa, Iowa / Iowa Western CC

OFFENSIVE LINE

50	Boaz Stanley	OL	6-4	310	R-So.	1L	Bogart, Ga. / Georgia Military
54	Caleb Ash	OL	6-6	308	Fr.	HS	Atlanta, Ga. / Langston Hughes HS
55	Tavon Matthews	OL	6-1	319	R-Sr.	RS	Woodbridge, Va. / East Tennessee State
56	Carlos Slayden	OL	6-4	292	Jr.	TR	Corpus Christi, Texas / Tyler JC
57	Noah Mercer	OL	6-3	306	R-Fr.	RS	Marianna, Fla. / Marianna HS
58	Elijah Prather	OL	6-4	300	R-Fr.	RS	LaVergne, Tenn. / LaVergne HS
62	Logan Potes	OL	6-1	275	Fr.	HS	Matthews, N.C. / Weddington HS
63	Brian Senter	OL	6-3	325	Fr.	HS	Jefferson, Ga. / Jefferson HS
64	Ricky Timbers	OL	6-1	278	Fr.	HS	Midland City, Ala. / Dale County HS
65	Tyler Cappi	OL	6-3	305	So.	SQ	Priceville, Ala. / Priceville HS
66	Eli Russ	OL	6-4	313	Jr.	1L	Ardmore, Okla. / Oklahoma State
67	Matt Henry	OL	6-4	355	Jr.	TR	Queensland, Australia / NM Military Institute
70	Casey Fua'au	OL	6-5	300	Jr.	TR	Clarksville, Tenn. / Allan Hancock College
71	Kyler Gibson	OL	6-5	312	So.	1L	Munford, Ala. / Munford HS
72	Obatare Jackson	OL	6-4	290	R-Fr.	RS	Dothan, Ala. / Dothan HS
73	Tyler Bell	OL	6-2	301	R-Fr.	RS	Memphis, Tenn. / Lausanne Collegiate HS
74	Daniel King	OL	6-5	340	Sr.	2L	Cairo, Ga. / Georgia Military College
75	Zerian Hudson	OL	6-3	315	Jr.	TR	Brookhaven, Miss. / Mississippi Gulf Coast CC
77	Zak Bowden	OL	6-4	263	Jr.	TR	Orland Park, Ill. / Iowa Western CC
78	Billy Gilmore	OL	6-3	318	R-Fr.	RS	Irvington, Ala. / Alma Bryant HS

SPECIALISTS

28	Evan Crenshaw	P	6-4	188	Jr.	TR	Ponte Vedra, Fla. / Coastal Carolina
30	Nick Troemel	K	6-0	178	R-Fr.	RS	Newnan, Ga. / Northgate HS
32	Paddy McAteer	K	6-3	212	R-So.	HS	Mullaghbawn, Ireland / St. Mary's (Belfast)
33	Gage Theus	K	5-11	171	Jr.	SQ	Andalusia, Ala. / South Alabama
35	Max Zuluaga	K	6-0	214	Fr.	HS	Madison, Miss. / Madison Ridgeland Academy
40	Scott Taylor Renfroe	K	6-1	198	Jr.	2L	Troy, Ala. / Pike Liberal Arts School
41	Will Spain	LS	5-11	209	Jr.	SQ	Memphis, Tenn. / Austin Peay
48	Robert Cole	P	5-10	210	Sr.	1L	Coral Springs, Fla. / NM Military Institute
80	Chase Cross	K	6-1	198	R-Fr.	TR	Manvel, Texas / Houston Christian
87	Colton Walls	LS	6-3	233	R-Fr.	RS	Millbrook, Ala. / Stanhope Elmore HS

TROY COACHING STAFF

GAME LOCATION



GERAD PARKER
HEAD COACH

SIDELINE

OFFENSE




RE'QUAN BOYETTE
RUNNING BACKS

SIDELINE



GARY BANKS
WIDE RECEIVERS

SIDELINE




CALEB CARBINE
OFFENSIVE LINE

SIDELINE



SEAN REAGAN
OFFENSIVE
COORDINATOR
/ QB

SIDELINE



KEVIN REIHNER
TIGHT ENDS /
TACKLES

PRESS BOX

DEFENSIVE LINE

0	Raymond Cutts	DE	6-3	243	Sr.	1L	Orlando, Fla. / Garden City CC
16	Trashun Griffin	DE	6-4	263	Fr.	HS	Centreville, Ala. / Bibb County HS
38	Tyler Geary	DE	6-1	210	So.	TR	New Port Richey, Fa. / Monmouth
45	Cheick Kaba	DT	6-2	275	Jr.	TR	Minneapolis, Minn. / Iowa Western CC
51	Jaden Palms	DT	6-1	290	Jr.	SQ	Chickasaw, Ala. / Chickasaw HS
52	ShuMond Johnson	DE	6-2	243	Fr.	HS	Fairburn, Ga. / Creekside HS
53	Jabril McNeill	DE	6-4	227	Jr.	TR	Raleigh, N.C. / Louisburg CC
59	Cam'Ron Underwood	DT	6-4	310	Fr.	HS	Prattville, Ala. / Prattville HS
69	Jermaine Paramore	DT	6-2	257	Fr.	HS	Saraland, Ala. / Saraland HS
90	Ty'Quarius Perry	DE	6-2	264	R-Fr.	RS	Birmingham, Ala. / Jackson-Olin HS
91	Kevin Norwood	DT	6-2	322	Fr.	HS	Theodore, Ala. / Theodore HS
93	Kam Curry	DT	6-2	302	Jr.	TR	Midland, Texas / Tyler JC
95	Luis Medina	DT	6-1	307	Jr.	4L	Summerville, Ga. / Chattooga HS
96	Dylan Mann	DT	6-1	309	Fr.	HS	Kennesaw, Ga. / North Cobb HS
97	Kenny Reedy	DT	6-1	275	So.	SQ	Savannah, Ga. / Army
98	Jamel Fils-Aime	DT	6-3	336	Jr.	TR	Enterprise, Ala. / Coffeyville CC
99	Julian Peterson	DT	6-3	310	Jr.	2L	Pinson, Ala. / Pinson Valley HS

LINEBACKERS

2	Steven Cattledge	LB	6-3	225	R-Jr.	1L	Columbus, Miss. / East Mississippi CC
4	Brendan Jackson	LB	6-2	230	Sr.	TR	Statesboro, Ga. / Gardner-Webb
6	Terry Thomas	LB	6-0	215	Jr.	2L	Childersburg, Ala. / Childersburg HS
7	Jordan Stringer	LB	6-2	230	Jr.	2L	Augusta, Ga. / Laney HS
13	TJ Thompson	LB	6-0	218	Jr.	1L	Bolton, Miss. / East Central CC
20	Keyshawn Campbell	LB	6-0	210	R-Fr.	1L	Vero Beach, Fla. / Vero Beach HS
43	Kam Weaver	LB	6-3	191	Fr.	HS	Andalusia, Ala. / Andalusia HS
44	Luke Hodge	LB	6-1	225	So.	1L	Oneonta, Ala. / Oneonta HS
46	Gavyn Baker	LB	6-1	205	Fr.	HS	Moody, Ala. / Moody HS

CORNERBACKS

9	Damaje Yancey	CB	6-1	187	Sr.	1L	Long Beach, Calif. / Southern Utah
10	Jabari Strait	CB	6-2	172	Jr.	HS	McCalla, Ala. / NE Oklahoma A&M
12	Trent Henry	CB	5-11	190	Jr.	TR	Miami, Fla. / Grambling State
15	Semaj James	CB	6-0	194	Jr.	TR	Tallahassee, Fla. / Butler CC
17	Marlin Odom	CB	6-2	187	Fr.	HS	Lucedale, Miss. / George County HS
21	LJ Green	CB	5-10	170	R-Fr.	1L	Montgomery, Ala. / Montgomery Catholic
26	Dorian Jackson	CB	6-2	195	R-Fr.	1L	Wetumpka, Ala. / Wetumpka HS
31	Shemar Welch	CB	6-1	170	Fr.	HS	Mobile, Ala. / McGill-Toolen HS
33	LaMar Croskey	CB	5-8	179	So.	HS	Pinson, Ala. / Clay-Chalkville HS
36	EJ Hall	CB	5-11	176	Fr.	HS	Tuskegee, Ala. / Booker T. Washington HS
40	Jaquarius Thomas	CB	5-11	164	Jr.	TR	Montgomery, Ala. / Shorter University

SAFETIES

14	Cecil Powell	S	6-0	215	Sr.	TR	Ft. Lauderdale, Fla. / NC State
19	Kevin Beckham	S	5-11	195	Fr.	HS	Mobile, Ala. / Baker HS
22	OJ Vaughan Jr.	S	5-9	185	Fr.	HS	Brooklyn, N.Y. / Wakulla (Fla.) HS
23	KC Bradford	S	5-11	190	So.	1L	Troy, Ala. / Pike Liberal Arts School
24	Rondell Carter	S	6-1	180	Fr.	HS	Charlotte, N.C. / Julius Chambers HS
25	Justin Powe	S	6-0	196	So.	1L	Mobile, Ala. / Davidson HS
27	John Butler	S	6-0	180	Jr.	2L	Sebastian River, Fla. / Sebastian River HS
29	Joe Lott	S	6-3	190	Fr.	HS	Mobile, Ala. / UMS-Wright Prep
30	Keion Dunlap	S	6-1	215	Fr.	HS	Enterprise, Ala. / Enterprise HS
32	LaBarryon Moore	S	6-0	185	R-Fr.	RS	McCalla, Ala. / McAdory HS
37	Daivon Nelson	S	6-3	194	Jr.	TR	South Phoenix, Ariz. / Hutchinson CC
38	Krypto Norwood	S	5-11	180	Jr.	TR	Hattiesburg, Miss. / Pearl River CC
39	Ian Conerly-Goodly	S	6-0	180	Jr.	TR	Covington, La. / Southeastern Louisiana
42	Tyrek Thompson	S	6-2	185	Fr.	HS	Fairmont, N.C. / Fairmont HS

BANDITS / SPEARS


1	Phillip Lee	BAN	6-4	240	Jr.	2L	Jacksonville, Fla. / First Coast HS
3	Devin Lafayette	SPR	6-2	202	Jr.	TR	Brunswick, Ga. / Northern Illinois
5	Jah-Mal Williams	BAN	6-4	230	Jr.	TR	Carver Ranches, Fla. / Cincinnati
8	Eric Shaw	BAN	6-5	219	Jr.	2L	Reeltown, Ala. / South Carolina
11	Darrell Starling	SPR	6-1	218	Jr.	4L	Pelham, Ga. / Pelham HS
18	Jordan Perry	SPR	6-2	200	So.	TR	Jefferson, Ga. / Kansas State
28	AZ Williams	BAN	5-11	195	Jr.	SQ	Milbrook, Ala. / Stanhope Elmore HS
35	Malaki Pegues	BAN	6-4	212	R-Fr.	1L	Oxford, Miss. / Oxford HS
47	Anthony Butler	BAN	6-3	201	Sr.	SQ	Pelham, Ala. / Culver-Stockton

DEFENSE




CHRIS BOONE
OLB

SIDELINE



NATHAN BURTON
ILB

PRESS BOX



JUSTIN MANNING
DEFENSIVE LINE

SIDELINE



TRAVIS PEARSON
CORNERBACKS

SIDELINE



DONTAE WRIGHT
DEFENSIVE
COORDINATOR /
SAFETIES

SIDELINE

SPECIAL TEAMS



ALLEN TUCKER
ANALYST

SIDELINE



GERAD PARKER
HEAD COACH (0 - 9)

One of the nation’s top offensive coordinators, Gerad Parker begins his first season as Troy’s head coach in 2024. Parker takes over the Troy program following two years at Notre Dame, including this past season as the Fighting Irish’s offensive coordinator.

Parker led a Notre Dame offense in 2023 that ranked eighth nationally, averaging 39.1 points per game, in addition to ranking 12th in passing efficiency and 29th in total offense. Audric Esteime was one of the nation’s elite running backs, ranking third in rushing touchdowns (18), eighth in rushing yards per game (111.8) and ninth in rushing yards (1,341).

Behind Parker’s offense, the Fighting Irish posted a 9-3 record against one of the nation’s most challenging schedules, including four straight games against ranked opponents. Offensive tackle Joe Alt was a consensus All-America selection, while Esteime was named to the Associated Press All-America Team.

Notre Dame’s offense increased production across the board in Parker’s lone season calling the plays in South Bend. The Irish improved their scoring by more than a touchdown per game, in addition to seeing increases in yards per game, passing yards per game, yards per play and red zone scoring.

In his first season at Notre Dame, Parker coached the Irish tight ends and helped guide Michael Mayer to a consensus All-America season, as Mayer finished his career as the most prolific pass catching end in school history. Mayer led the Irish with 67 catches for 809 yards and nine touchdowns in 2022, finishing his time at Notre Dame first on the program charts for tight end catches (180), receiving yards (2,099) and touchdowns (18).

Parker joined the Notre Dame staff following two seasons with former Troy head coach Neal Brown at West Virginia, where he was the offensive coordinator and receivers coach.

In his final season with the Mountaineers, WVU knocked off Texas and No. 15 Virginia Tech en route to an appearance in the Guaranteed Rate Bowl. In 2020, despite having to deal with the COVID-19 pandemic, West Virginia had one of the most improved offenses in the nation in terms of total yards, showing gains of more than 60 yards rushing per game, almost 30 yards passing a game, more than 90 yards of total offense and almost seven more points a game.

The offensive line had a productive year, with Leddie Brown rushing for 1,010 yards and nine touchdowns and Jarret Doege throwing for more than 2,500 yards and 14 touchdowns.

As Penn State’s receivers coach and passing game coordinator in 2019, the Nittany Lions’ offense averaged 35.8 points per game, ranking 15th nationally. Additionally, Penn State ranked 21st in red zone offense (90.4) and averaged 13.3 yards per completion, ranking No. 33 nationally. Parker spent two years on the football staff at Duke (2017-18). During the 2018 season, his wide receivers accounted for 2,252 receiving yards of the Blue Devils’ 3,199 total offensive yards (70.4%).

He served his first year as the football operations assistant working with the offense in 2017. The Blue Devils offense had three All-ACC selections and, for the first time in program history, had three players with 500 or more rushing yards and a quarterback throw for more than 2,500 yards. Parker spent the spring as the running backs coach at Cincinnati before heading to Duke.

Prior to that, Parker spent four seasons at Purdue, where he coached the tight ends (2013-14) and wide receivers (2015-16). He was the recruiting coordinator and served as the interim head coach for the final six weeks of the 2016 season.

Parker spent two years as the wide receivers coach at Marshall (2011-12). The Thundering Herd led the nation in passing offense, averaging 365.1 yards per game. Receiver Tommy Shuler led the country and set the school record for receptions (110), ranking 18th nationally in yards per game (94.8).

Parker spent three seasons at UT-Martin as the running backs coach (2008), wide receivers coach (2009-10) and the passing game coordinator and recruiting coordinator (2010). He started his coaching career at Raceland High School in Raceland, Kentucky, and spent the 2007 season as a graduate assistant coach at Kentucky.

Parker earned two degrees from Kentucky, his bachelor’s degree in business management in 2003 and his master’s in education in 2005. He was a four-year letterwinner for the Wildcats, where he was a Southeastern Conference Scholar Athlete Honor Roll selection (2002-03) and CoSIDA Academic All-District IV Second Team honoree (2004). Additionally, he was a college teammate of former Troy head coach Jon Sumrall.

A native of Louisa, Kentucky, Parker played at Lawrence County High School and set state receiving records with 238 catches, 4,814 yards and 52 touchdowns.

He and his wife, Kandi, have three daughters, Kolbi, Gwyneth and Rosalyn, and a son, Oliver.

PERSONAL

Birthday: January 4, 1981
 Age: 43
 Hometown: Louisa, Kentucky
 Education: Kentucky, '03 (BS - Business Management)
 Kentucky, '05 (MS - Education)
 Wife: Kandi
 Children: Kolbi, Gwyneth, Rosalyn, Oliver

YEAR-BY-YEAR

2024	Troy (Head Coach)	0-3
2023	Notre Dame (Offensive Coordinator / TE)	10-3
2022	Notre Dame (Tight Ends)	9-4
2021	West Virginia (Offensive Coordinator / WR)	6-7
2020	West Virginia (Offensive Coordinator / WR)	6-4
2019	Penn State (Wide Receivers)	11-2
2018	Duke (Wide Receivers)	8-5
2017	Duke (Offensive Analyst)	7-6
2016	Purdue (Interim HC / Wide Receivers)	3-9
2015	Purdue (Wide Receivers)	2-10
2014	Purdue (Tight Ends)	3-9
2013	Purdue (Tight Ends)	1-11
2012	Marshall (Wide Receivers)	5-7
2011	Marshall (Wide Receivers)	7-6
2010	UT-Martin (Wide Receivers)	6-5
2009	UT-Martin (Wide Receivers)	5-6
2008	UT-Martin (Running Backs)	8-4
2007	Kentucky (Graduate Assistant)	8-5
2006	Raceland-Worthington HS (WR/DB)	11-2
2005	Raceland-Worthington HS (WR/DB)	7-4

BOWL HISTORY

Year	Bowl	Opponent	Result
2023	Sun	Oregon State	W, 40-8
2022	Gator	South Carolina	W, 45-38
2021	Guaranteed Rate	Minnesota	L, 6-18
2020	Liberty	Army	W, 24-21
2019	Cotton	Memphis	W, 53-39
2018	Independence	Temple	W, 56-27
2017	Quick Lane	Northern Illinois	W, 35-14
2011	Beef O'Brady's	FIU	W, 20-10
2007	Music City	Florida State	W, 35-28

PARKER BY THE NUMBERS (TROY)

Category	Record
Overall Record	0-3
Home	0-1
Away	0-2
Neutral	0-0
Day (Start Prior to 6 p.m.)	0-2
Night (Start after 6 p.m.)	0-1
vs. Coaches Ranked	0-0
vs. Coaches Top 10	0-0
vs. FBS	0-3
vs. FCS	0-0
vs. Teams from Alabama	0-0
vs. Sun Belt	0-0
vs. SWAC	0-0
vs. Big Ten	0-1
vs. Mountain West	0-1
vs. American	0-1
More Than Seven Days to Prepare	0-1
Less Than Seven Days to Prepare	0-0
Outrushing Opponent	0-0
Outrushed by Opponent	0-3
Rushing for 200 Yards	0-0
Rushing for 300 Yards	0-0
Opponent Less Than 100-yards Rushing	0-0
Outpassing Opponent	0-2
Outpassed by Opponent	0-1
Passing for 300-399 yards	0-0
Passing for 400-499 yards	0-0
Passing for 500+ yards	0-0
Allowing 1-199 Yards Passing	0-3
Allowing 200-299 Yards Passing	0-0
Allowing 300+ Yards Passing	0-0
400-499 Total Offense	0-0
500-599 Total Offense	0-0
600+ Total Offense	0-0
More Total Offense than Opponent	0-0
Same Total Offense as Opponent	0-0
Less Total Offense than Opponent	0-3
Allowing 399 or Less Total Offense	0-2
Allowing 400-499 Total Offense	0-1
Allowing 500+ Total Offense	0-0
Committing Fewer Turnovers	0-0
Committing More Turnovers	0-2
Turnovers are even	0-1
Less than 30:00 of Time of Possession	0-1
More than 30:00 of Time of Possession	0-2
Scoring First	0-1
Opponent Scores First	0-2
Leading After the 1st Quarter	0-1
Trailing After the 1st Quarter	0-1
Tied After the 1st Quarter	0-1
Leading at Halftime	0-2
Trailing at Halftime	0-1
Tied at Halftime	0-0
Leading After the 3rd Quarter	0-0
Trailing After the 3rd Quarter	0-3
Tied After the 3rd Quarter	0-0
Scoring 0-10 Points	0-0
Scoring 11-20 Points	0-1
Scoring 21-30 Points	0-2
Scoring 31-40 Points	0-0
Scoring 41-plus Points	0-0
Opponent Scores 0-10 Points	0-0
Opponent Scores 11-20 Points	0-0
Opponent Scores 21-30 Points	0-1
Opponent Scores 31-40 Points	0-2
Opponent Scores 41-plus Points	0-0
Decided by 3 or fewer points	0-1
Decided by 4-7 points	0-0
Decided by 8-10 points	0-0
Decided by 11-19 points	0-1
Decided by 20-Plus points	0-1
Individual 100-yard Rusher	0-1
Opponent 100-yard Rusher	0-3
Individual 100-yard Receiver	0-2
Opponent 100-yard Receiver	0-0
Individual 300-yard Passer	0-0
Individual 400-yard Passer	0-0

TEAM NOTES

DEFENDING VETERANS MEMORIAL STADIUM

• Troy has defended its home turf as well as anybody in the state of Alabama and the Sun Belt Conference.

Alabama FBS Schools Since 2007:

1. Alabama	110-9 (.924)
2. Auburn	92-34 (.730)
3. Troy	67-29 (.698)
4. UAB	52-30 (.634)
5. South Alabama	41-34 (.547)

Sun Belt Since 2007:

1. James Madison	11-2 (.846)
2. Appalachian State	52-10 (.839)
3. Arkansas State	70-28 (.714)
4. Georgia Southern	42-17 (.712)
5. Troy	67-29 (.698)
Marshall	74-32 (.698)
7. Louisiana	65-32 (.670)
8. Coastal Carolina	28-15 (.651)
9. South Alabama	41-34 (.547)
10. Old Dominion	30-26 (.536)
11. ULM	50-42 (.543)
12. Southern Miss	54-48 (.529)
13. Texas State	33-41 (.446)
14. Georgia State	27-39 (.409)

* Totals are from FBS seasons only

TROY'S SUSTAINED SUN BELT SUCCESS

• Troy joined the Sun Belt in 2004.

By Sun Belt Wins (Since 2004)

Records reflect games vacated by NCAA

1. Troy	98-55
2. Arkansas State	83-64
3. Louisiana	82-58
4. ULM	65-88
5. Appalachian State	63-17
6. Georgia Southern	43-37
7. Middle Tennessee %	39-29
8. South Alabama	37-58
9. Georgia State	33-53
10. Coastal Carolina	31-25
11. Florida Atlantic %	26-34
12. Texas State	24-64
13. North Texas %	23-44
FIU %	23-37
15. Western Kentucky %	17-22
16. Idaho %	15-24
17. New Mexico State &	14-25
18. James Madison	13-3
19. Marshall	8-8
20. Old Dominion	7-9
21. Southern Miss	6-10
22. Utah State %	2-5

By Sun Belt Winning Percentage (Since 2004)

Records reflect games vacated by NCAA

1. James Madison	.813
2. Appalachian State	.788
3. Troy	.641
4. Louisiana	.586
5. Middle Tennessee %	.573
6. Arkansas State	.565
7. Coastal Carolina	.554
8. Georgia Southern	.538
9. Marshall	.500
10. Old Dominion	.438
11. Western Kentucky %	.436
12. Florida Atlantic %	.433
13. ULM	.425
14. South Alabama	.389
15. Idaho %	.385
16. Georgia State	.384

17. FIU %	.383
18. Southern Miss	.375
19. New Mexico State %	.359
20. North Texas %	.343
21. Utah State %	.286
22. Texas State	.273

By Sun Belt Wins (Overall 2001-present)

Records reflect games vacated by NCAA

1. Troy (2004-pr.)	98-55
2. Arkansas State (2001-pr.)	93-75
3. Louisiana (2001-pr.)	92-69
4. ULM (2001-pr.)	70-102
5. Appalachian State (2014-pr.)	63-17
6. Middle Tennessee % (2001-12)	50-37
7. Georgia Southern (2014-pr.)	43-37
8. North Texas % (2001-12)	41-45
9. South Alabama (2012-pr.)	37-58
10. Georgia State (2013-pr.)	33-53
11. Coastal Carolina (2017)	31-25
12. Florida Atlantic % (2005-12)	26-34
13. New Mexico State % (2001-04, 14-17)	25-33
14. Texas State (2013-pr.)	24-64
FIU % (2005-12)	23-37
16. Western Kentucky % (2009-13)	21-23
17. Idaho % (2001-04, 14-17)	20-38
18. James Madison (2022)	13-3
19. Marshall (2022)	8-8
20. Old Dominion (2022)	7-9
21. Southern Miss (2022)	6-10
22. Utah State % (2003-04)	5-9

By Winning Percentage (Overall)

Records reflect games vacated by NCAA

1. James Madison	.813
2. Appalachian State	.788
3. Troy	.641
4. Middle Tennessee %	.575
5. Louisiana	.571
6. Coastal Carolina	.554
Arkansas State	.554
8. Georgia Southern	.538
9. Marshall	.500
10. North Texas %	.477
Western Kentucky %	.477
12. Old Dominion	.438
13. Florida Atlantic %	.433
14. New Mexico State %	.431
15. ULM	.407
16. South Alabama	.389
17. Georgia State	.384
18. FIU %	.383
19. Southern Miss	.375
20. Utah State %	.357
21. Idaho %	.345
22. Texas State	.273

% Former Members

ON THE ROAD IN THE BELT

• Since the 2006 season the Trojans have been among the best in the league on the road in Sun Belt Conference games.

1. James Madison	7-1 (.875)
2. Appalachian State	28-11 (.718)
3. Louisiana	46-24 (.657)
4. Troy	44-26 (.629)
5. Coastal Carolina	12-12 (.500)
6. Arkansas State	32-34 (.485)
7. Georgia Southern	18-21 (.462)
8. Georgia State	16-26 (.381)
9. Southern Miss	3-5 (.375)
Old Dominion	3-5 (.375)
Marshall	3-5 (.375)
12. ULM	24-47 (.338)
13. South Alabama	11-35 (.239)
14. Texas State	8-33 (.195)

NCAA RANKINGS (133 TEAMS RANKED)			
Offense..... TROY..... FAMU			
Rushing.....	110		
Passing.....	95		
Total.....	121		
Scoring.....	105		
Sacks Allowed.....	82		
Third Down Pct.....	23		
Fourth Down Pct.....	1		
Defense..... TROY..... FAMU			
Rush.....	130		
Pass Efficiency.....	115		
Total.....	107		
Scoring.....	121		
Sacks.....	124		
Tackles for Loss.....	85		
Third Down Pct.....	130		
Fourth Down Pct.....	1		
Returns..... TROY..... FAMU			
Punt.....	1		
Kickoff.....	107		
Punt Coverage.....	109		
Kickoff Coverage.....	107		
Miscellaneous..... TROY..... FAMU			
Net Punting.....	114		
Turnover Margin.....	98		
Turnovers Gained.....	-		
Time of Possession.....	95		
Rushing.....Rank.....Stat			
TROY..... Damien Taylor.....	N/A	52.0	
FAMU.....			
Passing Efficiency.....Rank.....Stat			
TROY.....			
FAMU.....			
Passing Yards.....Rank.....Stat			
TROY.....			
FAMU.....			
Total Offense.....Rank.....Stat			
TROY.....			
FAMU.....			
Receptions.....Rank.....Stat			
TROY..... Devonte Ross.....	58	5.0	
FAMU.....			
Receiving Yards.....Rank.....Stat			
TROY..... Devonte Ross.....	32	90.3	
FAMU.....			
Punting.....Rank.....Stat			
TROY..... Robert Cole.....	55	41.0	
FAMU.....			
Punt Returns.....Rank.....Stat			
TROY.....			
FAMU.....			
Kickoff Returns.....Rank.....Stat			
TROY.....			
FAMU.....			
Scoring.....Rank.....Stat			
TROY..... Devonte Ross.....	71	8.0	
FAMU.....			
Sacks.....Rank.....Stat			
TROY.....			
FAMU.....			
Tackles.....Rank.....Stat			
TROY..... Brendan Jackson.....	75	7.7	
FAMU.....			
Tackles for Loss.....Rank.....Stat			
TROY.....			
FAMU.....			
Total Interceptions.....Rank.....Stat			
TROY.....			
FAMU.....			

- THE SERIES**
- Troy and Florida A&M meet for the seventh time and just second since 2002. Troy defeated FAMU, 59-7, in 2018.
 - The Rattlers knocked the Trojans out of the FCS Playoffs in both 1998 and 1999 after Troy defeated FAMU in the opening round of the 1996 Playoffs.
 - The first meeting between the two schools came in Troy's 1984 National Championship season; Troy will honor the 40th anniversary of the national title during Saturday's game.
 - Troy is 25-5 all-time against the current members of the SWAC.

UNIFORM COMBOS			
2024 COMBOS			
	HELMET	JERSEY	PANTS
Nevada	Cardinal	Cardinal	White
Memphis	Black	White	Black
Iowa	Cardinal	White	Cardinal
Florida A&M			
ULM			
Texas State			
South Alabama			
Arkansas State			
Coastal Carolina			
Georgia Southern			
Louisiana			
Southern Miss			

Record When (Since 2022):
Helmet - Cardinal (7-4), Black (6-2), Silver (9-1), White (1-1)
Jersey - Cardinal (9-1), White (8-6), Black (3-1), Smoke (1-0), Cardinal (A) (2-0)
Pants - Black (6-1), White (9-4), Cardinal (7-3), Smoke (1-0)

COMBINED WINS LAST EIGHT SEASONS											
• Troy has won a combined 69 games since 2016, which is the 20th most nationally and fourth most among the G5.											
Team	16	17	18	19	20	21	22	23	24	Total	
Alabama	14	13	14	11	13	13	11	12	3	104	
Georgia	9	13	10	12	8	14	15	13	3	97	
Clemson	14	12	15	14	10	9	11	9	1	96	
Ohio State	11	12	13	13	7	11	11	11	2	91	
Oklahoma	11	12	12	12	9	11	6	10	3	86	
Michigan	10	8	10	9	2	11	13	15	2	81	
Notre Dame	4	10	12	11	10	10	9	10	2	79	
App State	10	9	11	13	9	10	6	9	2	79	
Penn State	11	11	9	11	4	7	11	10	2	76	
LSU	10	9	8	15	5	6	10	10	2	75	
Oklahoma St	10	10	7	8	8	12	7	10	3	75	
Boise State	10	11	10	12	5	7	10	7	1	74	
Washington	12	10	10	8	3	4	11	14	2	74	
UCF	6	13	12	10	6	8	9	5	3	74	
Memphis	8	10	8	12	8	6	7	10	3	72	
Wisconsin	11	13	8	10	4	9	7	7	2	71	
Iowa	8	8	9	10	6	10	8	10	2	71	
Oregon	4	7	9	12	4	10	10	11	3	71	
Utah	9	7	9	11	3	10	10	8	3	70	
Troy	10	11	10	5	5	5	12	11	-	69	
Group of Five Teams											

TROY BY THE NUMBERS (2022-24)

Category	Record
Overall Record	23-8
Home	13-2
Away	9-5
Neutral	1-1
Day (Start Prior to 6 p.m.)	15-6
Night (Start after 6 p.m.)	8-2
vs. Coaches Ranked	1-2
vs. Coaches Top 10	0-0
vs. FBS	21-8
vs. FCS	2-0
vs. Teams from Alabama	3-0
vs. Sun Belt	16-2
vs. Mountain West	0-1
vs. C-USA	3-0
vs. SWAC	1-0
vs. SEC	0-1
vs. UAC	1-0
vs. Big 12	0-1
vs. ACC	0-1
vs. American	1-1
vs. Big Ten	0-1
More Than Seven Days to Prepare	5-3
Less Than Seven Days to Prepare	2-0
Outrushing Opponent	16-0
Outrushed by Opponent	7-8
Rushing for 200 Yards	6-0
Rushing for 300 Yards	2-0
Opponent Less Than 100-yards Rushing	12-0
Outpassing Opponent	15-6
Outpassed by Opponent	8-2
Passing for 300-399 yards	5-2
Passing for 400-499 yards	1-0
Passing for 500+ yards	0-0
Allowing 1-199 Yards Passing	11-6
Allowing 200-299 Yards Passing	10-2
Allowing 300+ Yards Passing	2-0
400-499 Total Offense	11-0
500-599 Total Offense	4-0
600+ Total Offense	0-0
More Total Offense than Opponent	18-1
Same Total Offense as Opponent	0-1
Less Total Offense than Opponent	5-6
Allowing 399 or Less Total Offense	20-5
Allowing 400-499 Total Offense	3-3
Allowing 500+ Total Offense	0-0
Committing Fewer Turnovers	11-3
Committing More Turnovers	7-4
Turnovers are even	5-1
Less than 30:00 of Time of Possession	10-4
More than 30:00 of Time of Possession	13-4
Scoring First	13-1
Opponent Scores First	10-7
Leading After the 1st Quarter	13-1
Trailing After the 1st Quarter	5-5
Tied After the 1st Quarter	5-2
Leading at Halftime	16-3
Trailing at Halftime	7-5
Tied at Halftime	0-0
Leading After the 3rd Quarter	17-0
Trailing After the 3rd Quarter	4-8
Tied After the 3rd Quarter	2-0
Scoring 0-10 Points	2-2
Scoring 11-20 Points	4-3
Scoring 21-30 Points	5-3
Scoring 31-40 Points	7-0
Scoring 41-plus Points	5-0
Opponent Scores 0-10 Points	8-0
Opponent Scores 11-20 Points	9-2
Opponent Scores 21-30 Points	6-2
Opponent Scores 31-40 Points	0-3
Opponent Scores 41-plus Points	0-1
Decided by 3 or fewer points	3-2
Decided by 4-7 points	5-2
Decided by 8-10 points	1-0
Decided by 11-19 points	7-2
Decided by 20-Plus points	7-2
Individual 100-yard Rusher	11-1
Opponent 100-yard Rusher	5-4
Individual 100-yard Receiver	10-2
Opponent 100-yard Receiver	4-0
Individual 300-yard Passer	5-2
Individual 400-yard Passer	0-0

ROSTER MAKEOVER

• It's the new normal in college football, rosters will feature a lot of turnover each year and Troy was no different.

* All Numbers were based off Aug. 15 rosters

Fewest Players in Final Year of Eligibility

1. Troy	12
Illinois	12
3. Iowa State / San Jose State	14

Fewest Players in Final Year of Eligibility Who Began

Career at Current School

1. Troy	0
2. Colorado	1
San Diego State	1

Most Scholarship Newcomers

1. North Texas	54
2. Colorado	49
2. Troy	46
Indiana / Arizona State	46

Most Transfers

1. Colorado	44
2. New Mexico	42
8. Troy	31

Fewest Returning Players

1. North Texas	46
2. Colorado	51
San Jose State	53
9. Troy	60

Fewest Scholarship Returning Players

1. North Texas	31
Colorado	31
3. Troy	38
Indiana / Arizona State	38

Most Newcomers

1. North Texas / Army	74
6. Troy	61

NEW STARTERS

• The youth movement at Troy is no secret and the numbers back it up.

• The below lists represent first time starts at the FBS level ... Troy has three additional players - Gerald Green, Devin Lafayette, Cecil Powell - who started their first career games at Troy, but had previous FBS starts.

Most First Time FBS Starters in a Single Game in 2024

No.	School	Stats
1.	Air Force	16 vs. Merrimack
2.	New Mexico St.	14 vs. Southeast Missouri
3.	Troy	13 vs. Nevada
	New Mexico	13 vs. Montana State
5.	San Jose State	11 vs. Sacramento State

Most First Time FBS Starters this Season

No.	School	Stats
1	Air Force	24
2.	Troy	20
3.	Oregon State	18
4.	New Mexico	17

HOW THE TEAM WAS BUILT

2020 Signing Class (1)

Luis Media

2021 Signing Class (7)

Peyton Higgins, Phillip Lee, Julian Peterson, Scott Taylor
Renfro, Jordan Stringer, Damien Taylor, Jarris Williams

2022 Signing Class (6)

Kyler Gibson, Luke Hodge, Tucker Kilcrease, Daniel King,
Fabian Rogosch, Devonte Ross

2023 Signing Class (17)

Tyler Bell, Keyshawn Campbell, Steven Cattledge, Ethan
Conner, Raymond Cutts, Billy Gilmore, LJ Green, Dorion
Jackson, Jordan Lovett, Malaki Pegues, Ty'Quarius
Perry, Elijah Prather, Boaz Stanley, Jackson Thomas, TJ
Thompson, Colton Walls, Jackson Worley

2024 Signing Class (29)

Caleb Ash, Chad Barham, Zeria Beason, Kevin Beckham,
Zak Bowden, Jywon Boyd, Rondell Carter, Keion Dunlap,
Casey Fua'au, Trashun Griffin, EJ Hall, Matt Henry,
Zerian Hudson, Semaj James, Joe Lott, Caleb McCreary,
Jabril McNeill, Daivon Nelson, Ky McNulty, Roman
Mothershead, Kevin Norwood, Krypto Norwood, Marlin
Odom, Jermaine Paramore, Brian Senter, Jabari Strait,
Trae Swartz, Kam Weaver, Shermar Welch

Four-Year Transfers (25)

Matthew Caldwell (Gardner-Webb - Walk-On), Ian
Conerly-Goodly (SE Louisiana), Evan Crenshaw (Coastal
Carolina - Walk-On), Chase Cross (Houston Christian -
Walk-On), Goose Crowder (West Virginia), Brody Dalton
(UAB), Mojo Dortch (Cal), Gerald Green (East Carolina),
Trent Henry (Grambling State), Brendan Jackson
(Gardner-Webb), Devin Lafayette (Northern Illinois),
Chris Lewis (Kentucky), Tavon Matthews (ETSU), Landon
Parker (Wofford), Trevor Pearson (Prairie View - Walk-
On), Jordan Perry (Kansas State), Cecil Powell (NC State),
Kenny Reedy (Army - Walk-On), Eli Russ (Oklahoma
State), Eric Shaw (South Carolina), Will Spain (Austin
Peay - Walk-On), Gage Theus (South Alabama - Walk-
On), Montana Wells (Houston Christian - Walk-On),
Jah-Mal Williams (Cincinnati), Damaje Yancey (Southern
Utah)

Walk-Ons Now Scholarship (2)

Justin Powe, Terry Thomas

Walk-Ons (29)

DeWhitt Betterson, KC Bradford, Robert Bruce, Anthony
Butler, John Butler, Tyler Cappi, LaMar Croskey, Caleb
Chappelle, Robert Cole, DJ Epps, Tyler Geary, Obatare
Jackson, Tyce Khatri, Cooper Mason, Brooks Mauk,
Paddy McAteer, Tae Meadows, Noah Mercer, Lab
Moore, Jayden Palms, Ian Senn, Isaac Smith, JaQueraius
Thomas, Tyrek Thompson, Ricky Timbers, Nick Troemel,
OJ Vaughan, AZ Williams, Max Zuluaga

FRESHMEN ON THE FIELD

• Troy has played 12 freshmen through the first two
games of the season; three true freshmen.

• Rondell Carter, Joe Lott, Shermar Welch, Jordan Lovett,
Roman Mothershead, Keyshawn Campbell, Dorion
Jackson, Nick Troemel, Tyce Khatri, LJ Green, Elijah
Prather and Colton Walls have all played this season.

IN-SEASON BIRTHDAYS

Shumond Johnson	Aug. 27 (18)
Jabril McNeill	Aug. 28 (21)
Jordan Stringer	Aug. 31 (21)
Landon Parker	Sept. 2 (25)
Chad Barham	Sept. 7 (19)
Devonte Ross	Sept. 9 (22)
Caleb Chappell	Sept. 10 (23)
Eli Runn	Sept. 11 (23)
Montana Wells	Sept. 12 (19)
LJ Green	Sept. 14 (19)
Jaden Palms	Sept. 16 (21)
Omar Vaughan Jr.	Sept. 16 (20)
Terry Thomas	Sept. 18 (23)
Ty'Quarius Perry	Sept. 20 (20)
Tyler Cappi	Sept. 21 (21)
Devin Lafayette	Sept. 25 (23)
Kyler Gibson	Sept. 29 (21)
Trent Henry	Sept. 29 (21)
Zerian Hudson	Sept. 30 (21)
Dorion Jackson	Sept. 30 (20)
Tavon Matthews	Oct. 2 (24)
Paddy McAteer	Oct. 4 (21)
LaMar Croskey	Oct. 9 (21)
Will Spain	Oct. 10 (22)
Kevin Norwood	Oct. 12 (19)
Tyrek Thompson	Oct. 13 (19)
D.J. Epps	Oct. 14 (20)
Colton Walls	Oct. 19 (20)
Semaj James	Oct. 24 (22)
Jermaine Paramore	Oct. 27 (19)
Jywon Boyd	Oct. 28 (20)
Jordan Perry	Oct. 29 (21)
EJ Hall	Nov. 1 (19)
* Gary Banks	Nov. 4 (43)
Keyshawn Campbell	Nov. 5 (21)
Trae Swartz	Nov. 7 (22)
Obatare Jackson	Nov. 8 (19)
Mojo Dortsch	Nov. 10 (21)
Julian Peterson	Nov. 11 (22)
Caleb Ash	Nov. 25 (19)
Lab Moore	Nov. 25 (20)
Luke Hodge	Dec. 3 (21)
Luis Medina	Dec. 6 (23)
Goose Crowder	Dec. 7 (23)
Ian Conerly-Goodly	Dec. 9 (22)
Tyler Bell	Dec. 14 (20)
Gerald Green	Dec. 15 (25)
Cam'Ron Underwood	Dec. 16 (19)
Rondell Carter	Dec. 19 (19)
Kam Cury	Dec. 28 (21)
Billy Gilmore	Dec. 29 (20)
Anthony Butler	Dec. 30 (22)

* Denotes Coaching Staff Member
Bold signifies game day

TROJANS IN OVERTIME

Nov. 16, 2002	vs. Utah State	L, 16-19
Oct. 29, 2005	Louisiana	L, 28-31
Dec. 21, 2008	vs Southern Miss	L, 27-30
Jan. 5, 2010	vs Central Michigan	L, 41-44 (2OT)
Oct. 25, 2011	at FIU	L, 20-23
Aug. 31, 2013	vs. UAB	W, 34-31
Oct. 31, 2015	at Appalachian State	L, 41-44 (3OT)
OVERALL		1-6

TROJANS VS. RANKED FOES

• The Trojans have faced a nationally-ranked opponent 31 times since moving to the FBS in 2001. Troy is 3-28 all-time against nationally ranked (FBS) opponents.

Year	Opponent	Rank	Result
2001	Nebraska	4	L, 14-42
2001	Miami	1	L, 7-38
2001	Maryland	15	L, 14-47
2002	Nebraska	9	L, 16-31
2002	Iowa State	21	L, 12-42
2003	Kansas State	7	L, 5-41
2003	Nebraska	12	L, 0-30
2004	* Missouri	17	W, 24-14
2004	LSU	17	L, 20-24
2006	Florida State	9	L, 17-24
2006	Nebraska	23	L, 0-56
2007	Arkansas	20	L, 26-46
2007	Florida	3	L, 31-59
2007	Georgia	10	L, 34-44
2008	Ohio State	13	L, 10-28
2008	LSU	19	L, 31-40
2009	Florida	1	L, 6-56
2009	Central Michigan	25	L, 41-44
2010	South Carolina	17	L, 24-69
2011	Arkansas	13	L, 28-38
2014	Georgia	13	L, 0-66
2015	Wisconsin	23	L, 3-28
2016	Clemson	2	L, 24-30
2017	LSU	22	W, 24-21
2018	* Boise State	22	L, 20-56
2019	* App State	22	L, 13-48
2020	BYU	18	L, 7-48
2020	* Coastal Carolina	11	L, 38-42
2021	Coastal Carolina	24	L, 28-35
2021	* Louisiana	24	L, 21-35
2022	Ole Miss	21	L, 10-28
2022	! UTSA	22	W, 18-12
2023	Kansas State	15	L, 13-42

* Home Game
! Bowl Game

SUN BELT CHAMPS

• Troy's eight Sun Belt championships are the most in conference history; the Red Wolves joined the Sun Belt three seasons before Troy.

Sun Belt Conference Titles by School

1.	Troy (2006, 07, 08, 09, 10, 17, 22, 23)	8
2.	Arkansas State	6
3.	Appalachian State	4
	North Texas	4
	Louisiana	4
	Middle Tennessee	4
7.	ULM	1
	Georgia Southern	1
	Florida Atlantic	1
	FIU	1
	Coastal Carolina	1

POINTS ON THE BOARD

• Troy has been shutout just six times since moving to FBS in 2001 with three of those coming during the 2003 season.

• Troy has only been shutout once (North Texas, 2003) by a non-Power Five school -- the Trojans have played 216 straight games against non-Power Five schools without being shutout.

• Troy was shutout by Georgia, 66-0, on Sept. 20, 2014, which snapped a streak of 99 straight games without being shutout (Nebraska, 56-0, on Sept. 23, 2006).

• Troy's current overall streak stands at 125 games.

TROJANS IN FRONT OF BIG CROWDS

• Seventeen of the top 20 attended games in Veterans Memorial Stadium history have come since 2012.

• Troy led the Sun Belt in attendance in 2018 for the first time in program history with an average 24,527 fans per game.

• Troy has set the single-season attendance record four times since 2012.

• Troy averaged 26,130 fans per game during the 2023 season, a new single-season record.

Largest Veterans Memorial Stadium Crowds				
Crowd	Opponent	Date	Result	
1. 31,010	Army	11/12/22	W, 10-9	
2. 29,612	Boise State	9/1/18	L, 20-56	
3. 29,278	Alabama State	9/9/17	W, 34-7	
4. 29,013	Mississippi State	9/15/12	L, 24-30	
5. 28,212	South Alabama	11/2/23	W, 28-10	
6. 28,179	Stephen F. Austin	9/2/23	W, 48-30	
7. 27,514	Marshall	9/24/22	W, 16-7	
8. 27,421	Nevada	8/31/24	L, 26-28	
9. 27,324	Akron	9/23/17	W, 22-17	
10. 27,108	Southern Miss	9/14/19	L, 42-47	
11. 26,957	Arkansas State	10/7/23	W, 37-3	
12. 26,634	James Madison	9/16/23	L, 14-16	
13. 26,621	Louisiana	11/18/23	W, 31-24	
14. 26,574	Missouri	9/9/04	W, 24-13	
15. 26,437	Arkansas State	9/28/19	L, 43-50	
16. 26,265	Alabama State	9/2/06	W, 38-0	
17. 26,211	South Alabama	11/6/21	W, 31-24	
18. 26,189	Alabama A&M	9/10/22	W, 38-17	
19. 26,124	Western Kentucky	9/23/23	W, 27-24	
20. 26,017	Southern Miss	10/8/22	W, 27-10	

Largest Crowds for a Troy Game

Crowd	Opponent	Date	Result
1. 102,989	at Ohio State	9/20/08	L, 10-28
2. 99,879	at LSU	9/30/17	W, 24-21
3. 92,746	at Georgia	11/3/07	L, 34-44
	at Georgia	9/20/14	L, 0-66
5. 92,103	at LSU	11/15/08	L, 31-40
6. 90,349	at Florida	9/12/09	L, 6-56
7. 90,244	at Florida	9/8/07	L, 31-59
8. 89,493	at LSU	10/23/04	L, 20-24
9. 89,360	at Nebraska	9/15/18	W, 24-19
10. 84,799	at Nebraska	9/23/06	L, 0-56

TROJANS WITH DEGREES

• Entering the season, four current players have already received their undergraduate degree from Troy.

• The following players have already earned their undergraduate degrees - Daniel King, Tavon Matthews, Landon Parker and Terry Thomas.

• Additionally, the following players are on track to graduate this December - Eli Russ, Darrell Starling, Caleb Chappelle, Luis Medina, Raymond Cutts, Zeriah Beason, Robert Cole, Ethan Conner, Brendan Jackson and Peyton Higgins

BY THE NUMBERS

Overall Record.....	0-3
Sun Belt.....	0-0
Non-Conference.....	0-2
Home	0-1
Road.....	0-2
Neutral.....	0-0
Scoring first.....	0-1
Opponent scoring first.....	0-2
Leading after first.....	0-1
Trailing after first.....	0-1
Tied after first.....	0-1
Leading at halftime.....	0-2
Trailing at halftime.....	0-1
Tied at halftime.....	0-0
Leading after third	0-0
Trailing after third.....	0-3
Tied after third	0-0
Overtime games	0-0
Against Top 25	0-0
Against Top 15	0-0
Against Top 10	0-0
On Natural Grass.....	0-0
On Field Turf.....	0-3
Scoring 0-10 points	0-0
Scoring 11-20 points.....	0-1
Scoring 21-30 points.....	0-2
Scoring 31-40 points.....	0-0
Scoring 41-50 points.....	0-0
Scoring 51+ points	0-0
Allowing 0-10 points.....	0-0
Allowing 11-20 points.....	0-0
Allowing 21-30 points.....	0-1
Allowing 31-40 points.....	0-2
Allowing 41-50 points.....	0-0
Allowing 51+ points	0-0
Rushing for 99 or fewer yards.....	0-1
Rushing for 100-199 yards	0-2
Rushing 200-299 yards.....	0-0
Rushing for 300+ yards.....	0-0
Allowing 0-99 rushing yards.....	0-0
Allowing 100-199 rushing yards	0-0
Allowing 200-299 rushing yards	0-3
Allowing 300+ rushing yards.....	0-0
Passing for 0-99 yards.....	0-0
Passing for 100-199 yards	0-2
Passing for 200-299 yards	0-1
Passing for 300-399 yards	0-0
Passing for 400+ yards.....	0-0
Allowing 0-99 passing yards.....	0-0
Allowing 100-199 passing yards	0-3
Allowing 200-299 passing yards	0-0
Allowing 300-399 passing yards	0-0
Allowing 400+ passing yards.....	0-0
Total offense 0-299 yards	0-2
Total offense 300-399 yards	0-1
Total offense 400-499 yards.....	0-0
Total offense 500+ yards.....	0-0
Allowing 0-299 yards total offense.....	0-0
Allowing 300-399 yards total offense.....	0-2
Allowing 400-499 yards total offense.....	0-1
Allowing 500+yards total offense	0-0
Having 100-yard rusher	0-1
Opp. having 100-yard rusher	0-3
No turnovers.....	0-1
One turnover.....	0-2
Two turnovers.....	0-0
Three+ turnovers	0-0
No takeaways.....	0-3
One takeaway	0-0
Two takeaways.....	0-0
Three+ takeaways	0-0
More than 30:00 of possession.....	0-2
Less than 30:00 of possession.....	0-1

TROY IN SEASON OPENERS / HOME OPENERS

- The Trojans are 11-11 in season openers since moving to the FBS in 2001.
- Troy is 54-42-6 all-time in season openers and 19-11 as a NCAA Division I (FCS & FBS) member (1993-present).
- Troy has won four straight home openers and seven of the last eight (Boise State, 2018).

O P4, WHERE ART THOU

- The 2020 season marked the first for Troy since 2000 that the Trojans did NOT play a team from a Power 5 conference. The Trojans were scheduled for a home game against NC State and road game at Tennessee before the ACC & SEC altered their schedule models.
- Troy's trip to Iowa in week four is the program's ninth all-time against the current Big 10 membership and first since a 24-19 victory at Nebraska in 2018.
- With no SEC team on the schedule in 2024, it marks just the seventh time in 23 seasons since Troy moved to the FBS ranks that the schedule doesn't feature an SEC opponent.

- Troy is 13-56 all-time against the current members of Power 4 conferences ... the only conference that Troy has not played a current or former member from is the Pac 2.

- Troy's last P5 win came in 2018 at Nebraska.

TROY PLAYS THE BEST AROUND

- Troy has played the who's who of college football since moving to FBS in 2001.
- Troy has picked up victories over LSU, Nebraska, Oklahoma State, Missouri and Mississippi State and have put the scare into several teams including LSU (leading 31-10 in the fourth quarter in 2008) and Florida State (tied 17-17 with two minutes in fourth quarter in 2006).

HEAD COACH DEBUTS

Coach	Year	Score	Opponent
Vergil Parks McKinley	1909	T, 0-0	at Union Springs
Dan Herren	1910	T, 0-0	Wetumpka
George Penton	1911	W, 16-5	Columbus
J.W. Campbell	1921	L, 0-30	at Luverne
Ross V. Ford	1924	T, 0-0	Samford Reserves
Otis Bynum	1925	L, 12-14	Ramer
Gladwin Gaumer	1927	L, 0-6	at Samford Freshman
Albert Elmore	1931	L, 0-19	Norman
Albert Choate	1938	W, 27-0	South Georgia
Fred McCollum	1947	L, 7-13	Union (Tenn.)
Jim Grantham	1951	L, 0-40	at Florida State
William Clipson	1956	W, 21-6	West Alabama
Billy Atkins	1967	W, 17-0	at Gordon Military
Tom Jones	1972	T, 15-15	at ULM
Byrd Whigham	1974	W, 28-6	vs. Northwestern State
Charlie Bradshaw	1976	W, 38-9	vs. Angelo State
Chan Gailey	1983	W, 33-6	vs. Tuskegee
Rick Rhoades	1985	L, 22-40	at Nicholls State
Robert Maddox	1988	W, 26-13	SE Missouri State
Larry Blakeney	1991	L, 10-21	at Central Florida
Neal Brown	2015	L, 21-49	at NC State
Chip Lindsey	2019	W, 43-14	Campbell
Jon Sumrall	2022	L, 10-28	at No. 21 Ole Miss
Gerard Parker	2024	L, 26-28	Nevada
Overall		9-11-4	

Troy's Power 5 Conference Opponents

Arkansas (4)
Clemson (2)
Duke (2)
Florida (2)
Florida State
Georgia (2)
Georgia Tech
Iowa State
Kansas State (2)
LSU (3)
Maryland
Miami
Minnesota
Mississippi State (5)
Missouri (4)
NC State
Nebraska (5)
Ohio State
Oklahoma State (3)
Ole Miss
South Carolina (4)
Tennessee
Virginia
Wisconsin

BOWL ELIGIBLE

- Troy has reached bowl eligibility 12 times in program history.
- Prior to this season, Troy has played in a bowl game in 10-of-12 seasons it has qualified for postseason play at the FBS level. Troy was bowl eligible in 2007 (8-4) and 2013 (6-6) but did not receive a bowl invitation.
- Troy had won five straight bowl games - 2010, 2016, 2017, 2018, 2022 - until its loss to Duke in the 2023 Birmingham Bowl.
- Troy's match up with Duke in the 2023 Birmingham Bowl marked the first time in Sun Belt history that a league school had played a team from a Power 5 conference in a bowl game.

TROY’S PRO PIPELINE

- Troy is home to the first underclassman to be drafted from the league when Jonathan Massaquoi was selected in the fifth round of the 2012 Draft.
- Massaquoi was the 33rd Trojan to be selected in the NFL Draft and the ninth in Troy’s short history in the Sun Belt Conference.
- The Trojans have twice had players taken in the first round of the draft, with Leodis McKelvin (BUF, 11th overall) going in 2008 and DeMarcus Ware (DAL, 11th overall) going in 2005.

Former Trojans in the NFL

Player	Team
Jake Andrews	New England Patriots (IR)
Buddha Jones	Seattle Seahawks (IR)
Marcus Jones *	New England Patriots
Dell Pettus	New England Patriots
Javon Solomon	Buffalo Bills
Reddy Steward	Chicago Bears (PS)
Kimani Vidal	Los Angeles Chargers

Former Trojans in the CFL

Player	Team
Jarrett Doege	Edmonton Eskimos
Will Sunderland	Hamilton Tigercats

* Began Career at Troy

- Troy players in Super Bowls has been a common sight recently. Since 2003, seven former Trojans have made 10 appearances in a Super Bowl. All told, 11 former Trojans have made 13 total appearance in the Super Bowl.
- Virgil Seay (Washington) 1983 (XVII) & 1984 (XVIII); Jack Peavey (Denver) 1988 (XXII); Kerry Jenkins (Tampa Bay) 2003 (XXXVII); Osi Umenyiora (NY Giants) 2008 (XLII) & 2012 (XLVI); Steve McLendon (Pittsburgh) 2011 (XLV) & (Tampa Bay) 2021 (LVI); Lawrence Tynes (NY Giants) 2012 (XLVI); Jerrel Jernigan (NY Giants) 2012 (XLVI); DeMarcus Ware (Denver Broncos) 2016 (50); Mario Addison (Carolina Panthers) 2016 (50).

GIANT KILLERS

- For a second straight season and for the fifth time since moving to the FBS level, Troy knocked off a team from a Power Five Conference when the Trojans defeated Nebraska, 24-19, in 2018.
- In the five victories, Troy forced a combined 19 turnovers -- Mississippi State (4), Missouri (3), Oklahoma State (5), LSU (4) and Nebraska (3).

- In four of the five victories, Troy had a big special teams play -- Missouri (Blocked Punt), Oklahoma State (Blocked PAT, Punt Return TD), LSU (Whistle Field Goal at End of First Half) and Nebraska (Punt Return TD).

ROSTER MAINTENANCE

- Due to COVID-19 during the 2020 season, all players were granted an extra year of eligibility by the NCAA.
- Troy elected to NOT move forward players' eligibility years on the roster from last year to accurately reflect how many years of playing time players have left.
- Wide receiver Landon Parker is one of 34 players nationally to be in their seventh season of eligibility. He is one of top in the Sun Belt; ironically, the other, Brennan Milliron (Southern Miss), began his career at Troy.

PLAYS PER GAME

- A look at Troy's plays per game over the last five years.

Season	National Rank	Plays
2019	15th	73.58
2020	44th	71.27
2021	100th	65.42
2022	106th	64.07
2023	55th	67.36
2024	124th	57.67

- Troy ran just 47 offensive plays in its game at Iowa on Sept. 14; it was the Trojans' fewest offensive plays since also running 47 plays at Georgia Southern on Nov. 14, 2015. The Trojans ran 46 plays in the 2015 season opener at NC State.
- Troy's games in 2024 have averaged just 118.67 combined plays, the seventh fewest in the country.

THE SKINNY ON THE COIN TOSS

- Troy is 8-22 on the coin toss the last three seasons, including a 3-11 mark in 2023.

2024 Coin Toss

Opponent	W/L	Troy	Result
Nevada	L	Receive	Punt
Memphis	L	Receive	Punt
Iowa	L	Receive	Punt
Florida A&M			
ULM			
Texas State			
South Alabama			
Arkansas State			
Coastal Carolina			
Georgia Southern			
Louisiana			
Southern Miss			

TROY'S NEW CRIB

- Troy officially moved into its new North End Zone Facility on Aug. 15, 2018, the first day of classes on campus.
- Troy began construction on a North End Zone Football Facility following the completion of the 2016 football season.
- The \$24 million facility provides the Troy football program with over 70,000 square feet of space for student-athletes, staff and fans. Additionally, a 35-by-90-foot video board and 400 new club seats were included in the project. The facility is located 30 feet off the backline in the north end zone of Veterans Memorial Stadium and will be three floors.

Student-Athletes:

The North End Zone Football Facility features a new 5,000-square foot locker room, strength and conditioning center, athletic training facility, nutritional "fueling station", mud room with cool down plunge pool and team lounge.

Football Staff:

The North End Zone Football Facility features offices for the football staff and meeting rooms with state-of-the-art video technology.

Fans:

The North End Zone Football Facility will feature 400 new club seats that will provide an excellent vantage point of the game as well as access to exclusive concessions and parking areas. Additionally, fans will enjoy the new 35-by-90-foot video board.

START CHARTS

Offense	2024	Current Streak	Career
Daniel King, OL	3	31	31
Eli Russ, OL	1	-	14
Chris Lewis, WR	-	-	13
Devonte Ross, WR	3	3	4
Ethan Conner, TE	3	3	3
Landon Parker, WR	3	3	3
Peyton Higgins, WR	3	3	3
Boaz Stanley, OL	3	3	3
Zerian Hudson, OL	3	3	3
Elijah Prather, OL	3	3	3
Goose Crowder, QB	2	-	2
Gerald Green, RB	2	-	2
Matthew Caldwell, QB	1	1	1
Tyler Cappi, OL	1	1	1
Carlos Slayden, OL	1	-	1

Defense	2024	Current Streak	Career
Luis Medina, DT	3	3	10
Terry Thomas, LB	-	-	9
Jordan Stringer, LB	3	9	9
Phillip Lee, BAN	3	3	4
Brendan Jackson, LB	3	3	3
LJ Green, CB	3	3	3
Damaje Yancey, CB	3	3	3
Justin Powe, S	3	3	3
Devin Lafayette, SPR	3	3	3
Cecil Powell, S	2	-	2
Kam Curry, NT	2	1	2
Raymond Cutts, DE	2	1	2
CK Kaba, DE	1	-	1
Jamel Fils-Aime, NT	1	-	1
Ian Conerly-Goodly, S	1	1	1

Specialist	2024	Current Streak	Career
Scott Taylor Renfroe, K	3	17	17
Robert Cole, P	3	17	17
Colton Walls, LS	3	3	3
Will Spain, SS	3	3	3
Paddy McAteer, KOS	2	2	2
Nick Troemel, KOS	1	-	1

Longest Active Streak:

Daniel King, OL	31
Scott Taylor Renfroe, K	17
Robert Cole, P	17
Jordan Stringer, LB	9

Most Career Starts:

Daniel King, OL	31
Scott Taylor Renfroe, K	17
Robert Cole, P	17
Eli Russ, OL	14
Chris Lewis, WR	13
Luis Medina, DT	10
Terry Thomas, LB	9
Jordan Stringer, LB	9

TROJANS ON THE PRESEASON ALL-SUN BELT TEAM

- Troy was picked to finish second in the Sun Belt West Division (Troy is 12-0 against the SBC West the last two seasons) in a vote by the league's 14 head coaches.
- Daniel King was named to the preseason All-SBC First Team, while Eli Russ and Robert Cole were named to the second team.

SERIES INFORMATION



Overall: Troy leads 4-2

At Troy: 2-1

At Tallahassee: 0-1

Neutral Sites: 2-0

Current Streak: W2

Gerard Parker vs. FAMU: 0-0

James Colzie vs. Troy: 0-0

First Meeting: Troy 17-3, 1984

Last Meeting: Troy 59-7, 2018

SERIES RESULTS

Year	W/L	Site	Score
1984	W	N	17-3
1996	W	H	29-25
1998	L	A	17-27
1999	L	H	10-17
2002	W	N	24-7
2018	W	H	59-7

TROY VS. SWAC

Opponent	GP	W	L
Alabama A&M	2	2	0
Alabama State	16	14	2
Alcorn State	5	4	1
Arkansas-Pine Bluff	0	0	0
Bethune-Cookman	0	0	0
Florida A&M	6	4	2
Grambling State	0	0	0
Jackson State	0	0	0
Mississippi Valley State	0	0	0
Prairie View	0	0	0
Southern	1	1	0
Texas Southern	0	0	0
Total	30	25	5

PARKER VS. SWAC

Opponent	GP	W	L
Alabama A&M	0	0	0
Alabama State	0	0	0
Alcorn State	0	0	0
Arkansas-Pine Bluff	0	0	0
Bethune-Cookman	0	0	0
Florida A&M	0	0	0
Grambling State	0	0	0
Jackson State	0	0	0
Mississippi Valley State	0	0	0
Prairie View	0	0	0
Southern	0	0	0
Texas Southern	0	0	0
Total	0	0	0

104TH SEASON OF TROY FOOTBALL

• The 2020 season was special for the Trojans as it marked the 100th season of Troy Football.

• Troy celebrated 100 years of football in 2008 but because of World War I and World War II and an unknown reason in 1929, Troy didn't play games for 12 seasons during that time.

• Troy did not allow a point in its inaugural season (1909) and shutout its opponents in nine of its first 14 games over a four-season stretch.

Troy Football by the Numbers

Seasons	104
Wins	574
National Championships	3
Conference Championships	23
Head Coaches	24
Postseason Appearances	33
NCAA DII Seasons	21
NCAA DII Playoff Appearances	3
NCAA FCS Seasons	10
NCAA FCS Playoff Appearances	7
NCAA FBS Seasons	23
FBS Bowl Appearances	10
Super Bowl Champions	8

TOP SPEED TROJANS

• Thanks to the state-of-the-art technology through Catapult, Troy's strength and conditioning staff, led by Darl Baur and Jon Heck, is able to track many different aspects about Troy's players including their top speed.

Troy Top Speeds

1.	Mojo Dortch, WR	22.83
2.	Justin Powe, S	22.70
3.	Jordan Lovett, RB	22.53
4.	Gerald Green, RB	22.40
5.	Jabril McNeill, DE	22.33
6.	Trent Henry, CB	22.16
7.	Jarris Williams, RB	22.10
8.	Jackson Thomas, WR	21.86
9.	Zeriah Beason, WR	21.73
	Raymond Cutts, DE	21.73
11.	Demaje Yancey, CB	21.69
12.	Tre Shaw, BAN	21.67
13.	Terry Thomas, LB	21.60
14.	Devonte Ross, WR	21.56
15.	Cecil Powell, S	21.55
16.	Damien Taylor, RB	21.50
17.	Peyton Higgins, WR	21.39
18.	DJ Epps, WR	21.29
19.	Phillip Lee, BAN	21.26
20.	Devin Lafayette, SPR	21.18
21.	Jordan Stinger, LB	21.15
22.	Ian Conerly-Goodly, S	21.05
23.	LJ Green, CB	21.02
24.	Roman Mothershead, WR	20.86
25.	Jah-Mal Williams, BAN	20.72
26.	Ethan Conner, TE	20.62
27.	Jabri Strait, CB	20.51
28.	Trae Swartz, TE	20.37
29.	Brendan Jackson, LB	20.12
30.	Goose Crowder, QB	19.82

TROJAN TRENDS

Notable Trends Since 2015*

More than 400 Yards of Offense.....	48-7
Rushing for 150+ Yards.....	38-3
Rushing for 200+ Yards.....	21-0
Scoring 21-Plus Points.....	66-15
Scoring 28-Plus Points.....	55-8
Scoring 35-Plus Points.....	37-5
Scoring 40-Plus Points.....	24-3
Scoring 50-Plus Points.....	10-0
Scored First.....	49-13
Win the First Half.....	61-6
Win the 1st Quarter.....	51-6
Allowed Less than 100 Rushing Yards.....	37-2
Allowed Less than 150 Rushing Yards.....	54-13
Allowed Less than 35 Points.....	73-19
Allowed Less than 17 Points.....	35-0
Allowed Less than 14 Points.....	26-0
Allowed Less than 10 Points.....	18-0
Allowed Less than 300 Total Yards.....	31-3
Outrushing Opponent.....	58-6
Turnover Margin of +1 or Greater.....	47-6
Turnover Margin of +2 or Greater.....	27-1
Turnover Margin of +3 or Greater.....	15-0
Turnover Margin of +4 or Greater.....	9-0
Allowed 35+ Points.....	0-24
Allowed 40+ Points.....	0-16
Scored Less than 24 Points.....	10-32
Scored Less than 21 Points.....	7-28
Scored Less than 17 Points.....	5-23
Scored Less than 14 Points.....	3-18
Shutout in First Quarter.....	12-18
Trailing at Halftime.....	11-35

Notable Trends Since 2004 (Joined SBC)

200+ Rushing Yards.....	49-2
250+ Rushing Yards.....	26-0
30+ Points Scored.....	96-24
40+ Points Scored.....	50-5
50+ Points Scored.....	13-0
Less Than 24 Points Allowed.....	105-17
+1 Turnover Margin or Greater.....	78-21
+2 Turnover Margin or Greater.....	47-8
+3 Turnover Margin or Greater.....	25-1
Allow Less Than 100 Rushing Yards.....	63-5
One or More Special Teams TDs.....	16-7
Block a Kick.....	18-10
Red Zone Trip Advantage.....	99-26
Less Than 24 Points Scored.....	16-68
35+ Point Allowed.....	3-61
-3 Turnover Margin or Greater.....	2-25

NATIONAL POLLS

ASSOCIATED PRESS

Rk.	School	Rec.	Pts.
1	Texas (35)	3-0	1540
2	Georgia (23)	3-0	1518
3	Ohio State (5)	2-0	1461
4	Alabama	3-0	1358
5	Ole Miss	3-0	1316
6	Tennessee	3-0	1188
7	Missouri	3-0	1127
8	Miami	3-0	1094
9	Oregon	3-0	1093
10	Penn State	2-0	1050
11	USC	2-0	1008
12	Utah	3-0	912
13	Kansas State	3-0	836
14	Oklahoma State	3-0	742
15	Oklahoma	3-0	649
16	LSU	2-1	537
17	Notre Dame	2-1	477
18	Michigan	2-1	447
19	Louisville	2-0	418
20	Iowa State	2-0	354
21	Clemson	1-1	291
22	Nebraska	3-0	266
23	Northern Illinois	2-0	151
24	Illinois	3-0	137
25	Texas A&M	2-1	82

Others Receiving Votes: Memphis 77, Syracuse 62, Boise State 62, UNLV 54, Boston College 47, Washington State 30, Iowa 15, Arizona 15, Indiana 13, California 11, Liberty 10, Toledo 9, UCF 6, South Carolina 3, North Carolina 3, Arizona State 3, BYU 2, Pittsburgh 1

AFCA COACHES POLL

Rk.	School (1st)	Rec.	Pts.
1	Georgia (42)	3-0	1358
2	Texas (10)	3-0	1301
3	Ohio State (3)	2-0	1293
4	Alabama	3-0	1193
5	Ole Miss	3-0	1153
6	Oregon	3-0	1019
7	Tennessee	3-0	1009
8	Missouri	3-0	968
	Penn State	2-0	968
10	Utah	3-0	834
11	Miami	3-0	831
12	USC	2-0	808
13	Oklahoma	3-0	697
14	Kansas State	3-0	662
15	Oklahoma State	3-0	642
16	LSU	2-1	466
17	Michigan	2-1	439
18	Notre Dame	2-1	404
19	Clemson	1-1	340
20	Louisville	2-0	333
21	Iowa State	2-0	235
22	Nebraska	3-0	204
23	Memphis	3-0	176
24	Texas A&M	2-1	85
25	UNLV	3-0	78

Others Receiving Votes: Illinois 75, Washington State 38, Arizona 37, Northern Illinois 34, Syracuse 32, UCF 27, Iowa 17, Pittsburgh 17, Boise State 17, Arizona State 15, North Carolina 14, NC State 12, California 10, Indiana 7, Liberty 6, Michigan State 6, Boston College 6, BYU 3, Washington 2, Toledo 1, James Madison 1, South Florida 1, San José State 1

TROY IN THE POLLS

- When Troy made an appearance in the AP Top 25 on Nov. 13, 2016, it marked the first time in Troy's history that it appeared in either major poll. Troy also became the first Sun Belt team to ever appear in the national rankings.

- Troy's final positioning in the AP and Coaches Poll in 2017 were both program highs. The Trojans finished with 14 points, good for No. 31, in the AP Poll, and 40 points, good for No. 27, in the Coaches Poll.

- Troy's preseason votes in the 2018 AP Poll were the first in school history in the initial poll of the season, while the preseason coaches votes are the most in school history.

2022

- It took 15 weeks and a 10-game winning streak, but Troy finally made its return to the Top 25 in 2022 and did so in historic fashion.

- Troy's No. 24 ranking in the final College Football Playoff was the Trojans' first appearance in the poll.

- Troy's No. 24 ranking the Coaches Poll is also its first-ever appearance in that poll, while Troy's No. 23 ranking in the AP Top 25 is Troy's highest ranking in school history.

- Thanks to Troy's victory over No. 22 UTSA in the Cure Bowl, the Trojans finished the season No. 19 in the AP Top 25 and No. 20 in the USA Today/Coaches Poll. Both rankings were program highs and marked the first time Troy was ranked at the end of a season.

BATTLE FOR THE BELT

- "The Battle for the Belt" was created by both school's SGAs prior to the 2015 season.

- Troy leads the all-time series 9-3 and the Trojans lead the series 7-2 since the introduction of The Belt.

- Troy's 37-13 win in 2019 marked the first time that the home team had won the game since the The Belt was introduced. In fact, it was the first time that The Belt didn't change hands after the game.

- When the Sun Belt split into divisions for the 2018-21 seasons, Troy (East) and South Alabama (West) were split apart; however, a league-wide agreement allowed the game to continue each year as a permanent cross-divisional opponent.

- Troy has won six straight meetings against its rival with the victories coming by a combined 173-70 margin.

- The Trojans have limited the Jags to just 288.5 yards and 11.7 points per game during the six-game winning streak.

- Troy and South Alabama have played two games at Hancock Whitney Stadium; Troy has limited South Alabama to no touchdowns, two field goals, 3.0 points per game, 44.0 rushing yards per game and 242.5 yards per game.

FUTURE SCHEDULE

2025

Memphis
Nicholls State
at Clemson
at UMass

2026

Sam Houston
Alabama State
at Mississippi State
at Missouri

2027

Mississippi State
Southeastern Louisiana
Buffalo
at Miami (Fla.)

2028

NC State
West Georgia
at UAB
at Clemson

2029

UAB
at Sam Houston

2030

Louisiana Tech

2031

at Nevada

2032

UAB
at Louisiana Tech

2033

at UAB
Middle Tennessee

2034

Army
at Middle Tennessee

2035

BYU

2039

at Army

TROY'S 50-POINT GAMES (DIVISION I ERA)

- Troy has topped the 50-point plateau 13 times at the FBS level.

Troy 50-Point Games (Division I)

Opponent	Year	Score
Southern	2021	55-3
Texas State	2019	63-27
Florida A&M	2018	59-7
North Texas	2017	50-30
Texas State	2017	62-9
UMass	2016	52-31
New Mexico State	2016	52-6
Austin Peay	2016	57-17
ULM	2015	51-14
at New Mexico State	2015	52-7
Savannah State	2013	66-3
North Texas	2009	50-26
Alcorn State	2008	65-0

FCS Era

Alabama State	2000	62-19
Samford	1996	50-10
at Alcorn State	1996	61-7
at Samford	1995	50-20
UAB	1995	60-7
at Charleston Southern	1995	66-7
Western Kentucky	1995	56-39
Charleston Southern	1994	55-20
Samford	1993	52-24
Alcorn State	1993	63-21
Charleston Southern	1993	56-0

COACH QUICK HITTERS

• All of Troy's defensive coaches have served as a defensive coordinator at the collegiate level - Chris Boone (Samford / East Miss CC / Murray State / Northwestern State / Jacksonville State / UT Martin / East Central CC), Nathan Burton (Kennesaw State / Georgia Tech / West Alabama / Shorter), Justin Manning (Tufts), Travis Pearson (Alabama State / Alabama A&M / South Alabama).

• Tight ends and tackles coach Kevin Rehiner, served as the offensive coordinator at Old Dominion in 2022. He holds a bachelor's degree in engineering management from Stanford and was the first-ever graduate transfer to play at Penn State.

• Caleb Carbine transferred to Troy in 2011 after beginning his career at North Alabama. Carbine went from walk-on, to two-time starter and scholarship recipient for the Trojans.

• Gary Banks began his career as a professional baseball player before his playing career at Troy. Banks won a pair of Sun Belt titles and played in two bowl games during his playing career for the Trojans before going on to a career in the NFL.

• Travis Pearson had an eventful professional career playing across the Arena Football League for eight years, where he was named to the league's 15th Anniversary Team in 2003. Pearson suffered a season-ending injury with the Los Angeles Avengers in 2000 and spent the next year rehabbing to get back on the field. On the first play in 2001, he suffered another injury which effectively ended his career.

• Sean Reagan has worked with three of Troy's last four head coaches; and his career coincides with the other.

• Graduate assistant and quarterbacks coach under Larry Blakeney.

• Quarterbacks coach and co-offensive coordinator under Neal Brown.

• Chip Lindsey was the QB coach in 2010 when Reagan left to be a graduate assistant at Texas Tech.

• QB coach for three seasons when Jon Sumrall was the assistant head coach and linebackers coach

TROJAN HOUSE

Taking a page out of the Troy men's basketball playbook, the coaching staff invaded Waffle House late in the evening following Troy's first scrimmage of fall camp for a much-needed reprieve from their offices on the second floor of the North End Zone Facility.

Fifteen or so coaches and staff shoved into the booths of Waffle House and carried on about life, family, the glory days ... pretty much anything other than football.

"An All-Star Special has some magic in it," Parker said. "It's a grind for us too, and sometimes being able to get outside the building is needed. I don't think we talked

one thing about football. Being able to sit in a booth, eat a good meal and share old stories – find a way to connect outside the office – is always good for our souls. It sure helped me sleep better last night; the sausage patties helped too!"

YOUR WHY, HEROES AND HARDSHIPS

After every practice in the spring, Troy's assistant coaches, many of whom became emotional while delivering their message, shared their why. Why Troy? Why coach football? Why they are who they are. In fall camp, the messages changed to who their heroes are and a hardship along the way and how they overcame it.

Heroes spanned from parents battling illnesses, spouses who have barely unpacked boxes before moving to the next job and community members who simply wanted to make a difference in a young boy's life.

Tears were shed during the messages not only by the coaches sharing their testimonials but also by the 175 pairs of eyes that were locked onto the speaker.

"I want our great leaders of this program, the people we've hired, to have a voice," Parker said. "They've earned the right to have a voice; they are great men, great fathers, great husbands, and what better way to model that than to let them be felt through our football team. We're learning each other, and there are some powerful leaders in this program. I don't want to be the only one leading; I think that is selfish and not doing our great coaches justice. The best way to empower people is to give them a voice."

IMPRESSIVE WINNING STREAKS

• Troy has put together 10-game winning streaks each of the past two seasons. The Trojans won 11 straight games in 2022 (reached 12 games with the opener in 2023) and won 10 straight games last season before losing to Duke in the Birmingham Bowl.

• Troy enters 2024 having won eight straight Sun Belt Conference games; this includes the 2023 SBC Championship Game (NCAA includes all games against current league opponents in streaks). It is the fifth longest active conference winning streak in the country.

1. Michigan	26
2. Tulane	12
3. Liberty	10
4. Alabama	9
5. Troy	8

• Troy had a 12-game winning streak snapped with its loss at Kansas State on Sept. 9, 2023, it was the second longest active streak in the country at the time and the longest by Troy since 1987-88.

• Troy's 12-game winning streak was tied for the third-longest in Sun Belt history -- Louisiana, 15 (2021-22); App State 13 (2018-19); Coastal Carolina 12 (2019-20).

• In 2016, Troy won seven straight games, which was the fourth longest at the time nationally. The Trojans also won the final seven games of the 2017 season to once again sit fourth nationally.

• From 2017 to 2018, Troy won seven straight road games until a loss at Liberty; that streak ranked as the second longest in the country.

OFFENSE NOTES**OFFENSE QUICK HITTERS**

• Troy is having to replace a significant amount of production on offense from last season.

• 97.5 percent of its passing yards
Gunnar Watson - 3,569 yards

• 78.2 percent of its rushing yards
Kimani Vidal - 1,661 yards

• 73.5 percent of its receiving yards
Jabre Barber - 999 yards
Chris Lewis - 735 yards

• Troy had just three players start the opener on offense who had started a collegiate game for the Trojans -- Daniel King (28), Eli Russ (13) and Devonte Ross (1).

• Troy became just the sixth team since the 2022 season to throw for 229 yards or more against the Iowa defense; Troy did it with its second and third-string quarterbacks.

• Troy ran just 47 offensive plays in the game, its fewest since also running 47 plays at Georgia Southern on Nov. 14, 2015. The Trojans ran 46 plays in the 2015 season opener at NC State.

• Troy has found success scoring points on sustained drives this season; the Trojans have scored on all seven of its drives this season when picking up three first downs. The numbers are pretty good at two first downs too, where Troy has a 90.1 percent score rate.

• Devonte Ross became the first Troy player since at least 2011 with multiple 60-yard receptions in the same game when he had TD catches of 63 and 62 yards at Iowa ... he is one of just four players in the country with multiple 60-yard receptions this season.

• Devonte Ross finished with five catches for 142 yards at Iowa; it was the most receiving yards by a Troy player since Kaylon Geiger's 145 yards against Coastal Carolina in 2019.

• Goose Crowder completed 5-of-6 passes on Troy's game-ending drive against Nevada to set up the two-point conversion for the tie, including a 16-yard TD pass to Devonte Ross. The drive was nine plays and covered 75 yards in 1:56.

• Goose Crowder opened against Nevada completing just four of his first 10 attempts, he completed five of his next six and then completed 11 of his final 13, with one of those a drop.

• Goose Crowder completed 5-of-7 passes for 37 yards and rushed twice for 16 yards, including an 11-yard touchdown at Memphis before leaving the game with an injury (on his 11-yard touchdown run). His rushing touchdown was the first rushing touchdown by a Troy quarterback since Gunnar Watson at Texas State on Oct. 28, 2023.

• Matthew Caldwell, a walk-on transfer from Gardner-Webb, took over for Crowder and completed 11-of-19 passes; also rushed for a touchdown.

• Due to injuries at QB (Crowder) and center (Russ), Troy was playing a walk-on at quarterback (Matthew Caldwell) and center (Tyler Cappi), at Memphis. That continued to the Iowa game where Caldwell and Cappi started the contest.

• Goose Crowder finished with 16 rushing yards on two carries before leaving the game against Memphis in the

second quarter with an injury. He became the first Troy quarterback since Brandon Silvers in 2017 to rush for positive yards in consecutive games; Crowder rushed for 29 yards on 10 carries against Nevada in the opener. Silvers rushed for four yards at Arkansas State and six yards against North Texas in the New Orleans Bowl in the final two games of his Troy career.

- Against Memphis, Troy had two rushing touchdowns from the quarterback position for the first time since Gunnar Watson rushed for two touchdowns at App State on Sept. 17, 2022.
- All three of Troy's quarterbacks finished with positive rushing yards - Goose Crowder (16), Tucker Kilcrease (12) and Matthew Caldwell (6).
- The Memphis game marked the first time since Nov. 5, 2016, against UMass that two different Troy quarterbacks rushed for a touchdown in the same game; Brandon Silvers scored on a 3-yard run in the first quarter and Sawyer Smith scored a 7-yard touchdown in the fourth quarter.
- Troy rushed for 101 yards at Memphis, marking a second straight loss when rushing for more than 100 yards; the Trojans had won 18 straight games when rushing for more than 100 yards.
- Against Nevada, Troy had four drives of 70-plus yards, three of which resulted in a touchdown and the other a field goal.
- Entering the Iowa game, six of Troy's eight scoring drives this season had reached double-digit plays, while a seventh was nine plays. Troy's scoring drives at Iowa were four plays and three plays.
- Last season, Gunnar Watson and Kimani Vidal became the third Troy duo to pass for 3,000 yards and rush for 1,000 yards in a season.
 - 2016 (Brandon Silvers, Jordan Chunn)
 - 2012 (Corey Robinson, Shawn Southward)
- The opener snapped a streak of 18 straight games won by Troy when rushing for 100 yards; the Trojans rushed for 191 yards in the loss. Troy has won 20 of the last 23 games when it rushes for 100-plus yards. Troy is 63-17 since 2015 when rushing for 100 yards or more in a game.
 - Prior to the Nevada game, Troy's last loss when rushing for 100-plus yards was at Coastal Carolina in 2021 (164 yards).
- Troy rushed for 191 yards in the loss to Nevada; it was the most rushing yards by a Troy team in a loss since rushing for 192 yards in a 41-36 loss at Louisiana in 2013.
- Damien Taylor ranks eighth nationally with four rushes of 20-plus yards; he missed the first half at Memphis after a targeting penalty on the on-side kick against Nevada.
- Damien Taylor is one of four backs nationally with two rushes of 20-plus yards on third down.
- Damien Taylor ranks 21st nationally (min. 25 carries) averaging 5.00 yards after contact per carry.
- Kimani Vidal, now with the San Diego Chargers, became Troy's first AP All-American since 2000; he was named to the third team in 2023 ... Vidal finished the season second nationally (Oklahoma State's Ollie Gordon III) with 1,661 rushing yards.
- West Virginia, where OC Sean Reagan coached last season, ranked as the nation's sixth-best rushing team per PFF. The Mountaineers finished third nationally,

averaging 228.9 rushing yards per game.

- West Virginia finished 2023 ranked 27th nationally in total offense (434.6), 38th in scoring (31.5), third in sacks allowed (0.77) and fifth in yards per completion (15.02).
- WVU quarterback Garrett Greene finished second nationally, averaging 16.37 yards per completion and ninth, averaging 6.43 yards per carry.
- Chris Lewis, who will miss the season after undergoing treatment for osteosarcoma, led the country last season averaging 22.97 yards per catch. He finished the season tied for 16th with 10 touchdown catches (which he did on just 32 receptions).
- Troy is 47-7 since 2015 when tallying 400+ yards of offense and 20-0 since 2015 when rushing for 200+ yards. Troy topped the 400-yard mark in 8-of-10 wins last year (ULM, ULL) and was under the threshold in the two losses.
- Troy scored on its opening possession of the game four times last season -- two touchdowns and two field goals; the Trojans were 4-0 in those games. Troy did not score on its opening possession in its final seven games.
- Troy scored on its first possession of the second half in 13 games last two seasons; the Trojans were 13-0 in those games.
 - Troy scored a FG on its opening possession against Nevada.
- Ethan Connor became the first tight end since at least 1990 to have multiple touchdown receptions in a game when he did so in the 2023 opener. He had four touchdowns this season, the previous single-season tight end record was just three touchdowns (A.J. Lewis 2019; Deyunkrea Lewis 2021).
- Troy has to replace 89 starts across its offensive line with the departure of Grant Betts (51), Derrick Graham (23), Blake Austin (11), Carson Burt (3) and Colby Smith (1) from the 2023 team.

LONG DRIVE NETS A TOUCHDOWN

Troy's 90-Yard Scoring Drives (FBS 2001-pr.)

Opponent	Year	Yards	Type
South Alabama	2023	96	TD
Arkansas State	2023	95	TD
Georgia State	2023	93	FG
Arkansas State	2022	94	TD
Western Kentucky	2022	93	TD
Eastern Kentucky	2020	91	TD
Georgia State	2019	98	TD
Akron	2019	91	TD
Southern Miss	2019	93	TD
Southern Miss	2019	97	TD
Georgia Southern	2018	92	TD
South Alabama	2018	98	TD
ULM	2018	96	TD
North Texas	2017	92	TD
Texas State	2017	90	TD
Akron	2017	97	TD
Alabama State	2017	95	TD
New Mexico State	2016	91	TD
New Mexico State	2015	97	TD
New Mexico State	2015	92	TD
ULM	2014	98	TD
Abilene Christian	2014	90	TD
Duke	2013	91	TD
Arkansas State	2012	91	FG

Tennessee	2012	93	TD
Florida Atlantic	2012	95	FG
Mississippi State	2012	91	TD
UAB	2011	96	TD
Arkansas State	2010	92	TD
Florida Atlantic	2009	90	TD
Western Kentucky	2009	90	TD
FIU	2008	90	TD
Middle Tennessee	2007	91	TD
Georgia	2007	91	TD
Louisiana	2006	94	TD
Missouri	2004	93	TD
Southern Utah	2002	98	TD
UAB	2002	92	TD
Jacksonville State	2001	91	TD

QB NOTES

LET LOOSE THE GOOSE

- Now in his second year in the program after transferring from West Virginia, Will "Goose" Crowder will be Troy's starting QB heading into 2024.
 - No Will, Only Goose!! Goose got the nickname from his brother, Michael, when they were younger in honor of their favorite movie, Top Gun.
 - Completed 5-of-6 passes on Troy's game-ending drive against Nevada to set up the two-point conversion for the tie, including a 16-yard TD pass to Devonte Ross. The drive was nine plays and covered 75 yards in 1:56.
 - Opened against Nevada completing just four of his first 10 attempts, he completed five of his next six and then completed 11 of his final 13, with one of those a drop.
 - Suffered a game-ending injury on his 11-yard touchdown run at Memphis. Finished with 16 rushing yards on two carries before leaving the game in the second quarter. Became the first Troy quarterback since Brandon Silvers in 2017 to rush for positive yards in consecutive games; Crowder rushed for 29 yards on 10 carries against Nevada in the opener.
 - Completed 15-of-19 passes, with a touchdown in limited action at Troy and West Virginia.
 - At Gardendale High School, played in the 2020 Alabama/Mississippi All-Star Game, completing 9-of-12 for 152 yards and two touchdowns ... Sports Illustrated All-American finalist.
- BACKUPS SHINE AT IOWA
- With Goose Crowder out for Troy's game at Iowa, walk-on sophomore Matthew Caldwell got the call behind center for the Trojans.
 - Matthew Caldwell completed 14-of-21 passes for 156 yards, a touchdown and an interception in his first start as a Trojan. Connected with Devonte Ross for a 63-yard touchdown pass in the second quarter.
 - Tucker Kilcrease threw his first career touchdown pass with a 62-yard strike to Devonte Ross in the third quarter. Kilcrease finished the game 2-of-5 for 73 yards through the air and rushed for 14 yards on five carries.
 - Troy became just the sixth team since the 2022 season to throw for 229 yards or more against the Iowa defense; Troy did it with its second and third-string quarterbacks.

OFF THE BENCH

• Behind Goose Crowder on the bench are sophomore Tucker Kilcrease and junior Matthew Caldwell, who are locked in a battle for the No. 2 spot.

• Kilcrease is in his third year with the program after earning all-state honors at Brantley High School. Caldwell transferred to Troy this summer following two years at Gardner-Webb and one Jacksonville State.

• Caldwell, who played for Troy's Director of Leadership Adam Winegarden at Auburn High School, completed 114-of-183 passes 1,083 yards and six touchdowns in 10 games over parts of two seasons at Gardner-Webb. Rushed 33 times for 98 yards and three touchdowns for the Runnin' Bulldogs. At Jacksonville State, completed 14-of-30 passes and rushed for a touchdown as a true freshman.

So LONG 18

• The 2024 season will mark the first Troy's first since 2018 without Gunnar Watson in uniform.

• Watson finished his Troy career third all-time in Troy history in passing yards (10,275), third in completions (846) and fourth in passing touchdowns (65).

• Watson led Troy to consecutive Sun Belt titles, completing 474-of-774 passes for 6,387 yards and 41 touchdowns (18 INT) in 2022 and 2023.

RB NOTES

• Troy's running back room underwent a massive overhaul this offseason with the departure of the program's all-time leading rushing, Kimani Vidal to the NFL.

• Vidal finished his Troy career a top the Troy record book in the following categories:

- Career rushing yards
- Career rushing attempts
- Career rushing yards per game
- Career 100-yard games
- Career 200-yard games
- Single-season rushing
- Single-season 100-yard games
- Single-season 200-yard games
- Single-game rushing yards
- Single-game rushing touchdowns

• There is a four-way battle to replace Vidal in 2024 headlined by senior transfer Gerald Green (ECU/Ga. Southern), redshirt freshman Jordan Lovett and junior Damien Taylor.

• Green rushed for more than 1,300 yards and 13 touchdowns during his tenure at Georgia Southern.

• Taylor served as Vidal's primary back up last season and rushed for 346 yards and a touchdown, while Lovett played in four games (redshirted) and rushed for 49 yards on just 13 carries.

• Both Green and Lovett have Statesboro, Ga., roots (Georgia Southern) ... Green played four seasons for the Eagles, while Lovett went to high school in Statesboro.

• 2024 will make the first season since 2019 that somebody other than Kimani Vidal will finish the season as Troy's leader rusher -- Vidal led the Trojans in 2020, 2021, 2022 and 2023. DK Billingsley (901 yards) led Troy in 2019.

• Taylor and Green made their case in the opener, with each finding the end zone, while Taylor topped the 100-yard mark for the first time in his career.

• Taylor forced five missed tackles in the opener, leading to 7.73 yards per carry after contact, the 12th most nationally (min. 10 carries). Green added four missed tackles forced and averaged 3.55 yards after contact. 130 of Troy's 191 yards against Nevada came after contact.

• Taylor missed the first half at Memphis, but rushed for 33 yards on seven carries after the break. Limited to just 1.86 yards after contact against the Tigers.

• Taylor ranks 21th nationally averaging 5.00 YAC this season (min. 25 carries).

• Damien Taylor ranks fifth nationally with four rushes of 20-plus yards; he missed the first half at Memphis after a targeting penalty on the on-side kick against Nevada.

• Damien Taylor is one of four backs nationally with two rushes of 20-plus yards on third down this season.

WR / TE NOTES**LOST PRODUCTION**

• For a second straight season, Troy lost a chunk of its production at the receiver position.

• Heading into the 2023 season, the Trojans lost Tez Johnson and Rajae' Johnson, who combined for 92 catches, 1,576 yards and 11 touchdowns.

• Jabre Barber (75-999, 5 TD), Chris Lewis (32-735, 10 TD) and Deshon Stoudemire (43-569, 1 TD) stepped up in their place last season ... as you guessed it, all three will not play for Troy in 2024.

• Barber transferred to Texas A&M, Lewis is out for the season following cancer treatment and Stoudemire graduated.

NEXT MAN UP

• So who is in line to be the next man up in 2024?

• Devonte Ross was close to a breakout season in 2023, finishing with 40 catches for 428 yards and three touchdowns. He averaged 10.9 yards per reception last season and led the Trojans with a 63.6 contested catch percentage (7-of-11).

• Landon Parker is expected to take a step forward in production this season, his seventh at the college level. Limited to just 18 targets last season, Parker has 58 career receptions for 1,116 yards across his career at Troy and Wofford.

• New to the mix are a pair of West Coast transfers in Zeria Beason (Oregon State) and Mojo Dortsch (Cal, Miss. State). Dortsch was ranked as the No. 4 player in the state of Mississippi coming out of George County High School, while Beason was a top 100 player in the state of Texas.

DEVONTE'S DEBUT

• After spending 2023 as a role player in Troy's passing game, Devonte Ross is poised to take over a lead role this season and he showed that in the opener.

• Was targeted 11 times and caught seven passes for 102 yards and a touchdown. Caught two passes on deep routes (20-plus yards) and was 1-for-1 on contested catches (touchdown in the fourth quarter).

• After a quiet game at Memphis, Ross posted his second 100-yard game of the season with a 5-catch, 142-yard performance at Iowa.

• Had touchdown catches of 63 and 62 yards against the Hawkeyes, from two different quarterbacks (Caldwell, Kilcrease). He is the first Troy player since at least 2011 with a pair of 60-yard catches in the same game.

• Tied for the national lead with two 60-yard plus receptions and ranks eighth nationally averaging 18.1 yards pre catch (min. 20 targets).

• Also returned a punt 77 yards for a touchdown at Iowa, first player since Christian McCaffrey to return a punt for a touchdown against Iowa; named SBC Special Teams Player of the Week.

E-MAN

• Troy's leading tight end Ethan Conner is a match up problem.

• Against Nevada, was targeted three times and hauled in the catch all three times.

• Had a career-best six catches for 50 yards at Iowa.

• Ranks 12th nationally among tight ends with an 81.8 reception percentage (min. 10 targets), catches on 9-of-11 targets. Ranks fifth with four missed tackles forced.

• Caught 16 passes for 168 yards and four touchdowns in 10 games last season; missed four games after suffering an injury against James Madison.

• Caught a pair of touchdown passes in the opener against Stephen F. Austin, first Trojan tight end since at least 1990 to have two touchdown receptions in a game.

• Added touchdown receptions against ULM and Southern Miss; his four TDs were tied for 27th among tight ends nationally.

C-LEW - FROM BREAKOUT TO HEARTBREAK

• Chris Lewis went from one of the breakout players in college football in 2023 to one of the heartbreaking stories of 2024.

• Finished the 2023 season ranked 16th in the country with 10 touchdown catches and led the country averaging 22.97 yards per catch ... Multiple SportsCenter Top 10 catches, including the No. 1 and No. 2 play of the night from his three-touchdown game against South Alabama.

• Learned about a mass in his left knee after Troy's victory over App State in the Sun Belt Championship Game and was diagnosed as an aggressive malignant bone tumor in his left femur before Troy's appearance in the Birmingham Bowl.

• Lewis will miss the 2024 season as a result of his 10-week chemotherapy treatment at Children's of Alabama in Birmingham and surgery this past spring to remove the tumor.

RECEIVERS THROWING TDs

• A Troy receiver had thrown a touchdown pass in three straight seasons entering 2019 after Luke Whittemore connected with Jabir Daughtry-Frye for a 35-yard score against Coastal Carolina in 2018. Troy failed to have a WR throw a touchdown pass in 2019, 2020 and 2021.

Non-QB Touchdown Passes (FBS)

Player	Year	Opponent	Yards
Tez Johnson	2022	Western Kentucky	7
Luke Whittemore	2018	Coastal Carolina	35
John Johnson	2017	Georgia Southern	40
John Johnson	2016	UMass	16
Khary Franklin	2013	Louisiana	6
Jaquon Robinson	2012	Western Kentucky	1
Jerrel Jernigan	2010	North Texas	19
Jason Bruce	2010	South Carolina	25
Jerrel Jernigan	2008	FIU	2
DuJuan Harris	2008	Louisiana	5
Gary Banks	2007	North Texas	22
Jason Samples	2004	Missouri	27
Jason Samples	2003	Marshall	36
Jason Samples	2001	ULM	31

OL NOTES

THE MOST INTERESTING MAN IN THE WORLD

- Eli Russ has quite the backstory ... his dad was a stunt double for Bill Paxton in Twister, was born on Sept. 11, 2001 and wants to be a blue whale, so he can explore the ocean.
- Missed games at Memphis & Iowa due to an injury suffered against Nevada.
- Ranked by 247Sports as the No. 5 player out of Oklahoma and the No. 28 player at his position.
- Earned All-SBC Preseason honors in 2024 after he allowed just three sacks in 466 pass blocking situations in 2023; three hits and six hurries allowed.
- Did not allow a hit on the quarterback in 11-of-13 games; had six games with a perfect 100 efficiency rating from PFF.

KING COUNTRY

- JUCO transfer Daniel King came in and filled a vacant spot at guard for the Trojans in 2022 and had tremendous success in his two seasons.
- Second team All-Sun Belt selection following the 2023 season and first team selection headed into the 2024 season.
- Named to the Senior Bowl Watch List.

2024

- Played all 178 snaps this season, has not allowed a sack, while allowing just three pressures.

2023

- Played 936 total snaps ... Allowed just five sacks, four hits and six hurries in 520 pass blocking situations at right guard.
- Troy's top-rated pass blocker and run blocker per PFF.
- Posted seven games with a perfect PFF 100 efficiency rating ... Called for just three penalties all year.

2022

- Troy's top-rated pass blocker per Pro Football Focus ... Allowed just two sacks, one QB hit, 10 hurries and 13 pressures in 467 passing situations
- Called for just four penalties in 888 offensive snaps. Did not allow a sack in the final six games of the season.

PLUGGING HOLES

- Troy is having to replace three starters on the offensive line (for the second straight season) following the graduation of Grant Betts and transfers of Derrick Graham (Tulane) and Blake Austin (Western Kentucky).
- Two of the three projected starters heading into the opener were on the team last year -- Boaz Stanley and Elijah Prather -- while another, Zerian Hudson, joins the Trojans from JUCO.
- Stanley earned All-America honors as a freshman at Georgia Military and missed most of last season after suffering an injury early in the year. Stanley had a busy offseason, as he married the former Payden Pruitt on May 11, 2024.

- Stanley and Prather have played all 178 offensive snaps this season and have combined to allow just 13 pressures and seven hurries; neither has committed a penalty.

- Walk-on Tyler Cappi was forced into a starting role at center at Iowa in addition to playing a majority of the game at Memphis. Allowed just two pressures against those premier opponents, without allowing a sack - played 78 total snaps.

LINE SHUFFLE

- Troy shuffled some players around during the opener ... originally slated to start at left guard, Boaz Stanley started at right tackle, where he played 62 snaps. He also played five snaps at left guard and Carlos Slayden took over at right tackle.
- Matt Henry also came in and played six snaps at left guard, while Zerian Hudson took the bulk of the snaps at left guard (56).
- Against Memphis - Boaz Stanley played 33 snaps at center and 29 at right tackle. Carlos Slayden played 33 snaps at right tackle when Stanley moved to center, while Tyler Cappi played his first collegiate snaps at center when Stanley played right tackle.

Snaps by Position

- LT - Elijah Prather (178)
- LG - Zerian Hudson (167), Boaz Stanley (5)
- C - Tyler Cappi (78), Eli Russ (67), Boaz Stanley (33)
- RG - Daniel King (178)
- RT - Boaz Stanley (140), Carlos Slayden (38)

DEFENSE NOTES

TROY IS A TURNOVER MACHINE

- Troy ranks second nationally in forced turnovers since the start of the 2016 season.
- 1. Clemson 194
- 2. Troy 191
- 3. UCF 186
- 4. Iowa 184
- Memphis 184
- Troy has forced a turnover in 89 of its last 110 games with multiple turnovers in 57 of those 110 games.
- Troy has not forced a turnover so far through three games this season; the Trojans are one of just three times in the country (Temple, Purdue) to have not forced a turnover.

- Troy ranks sixth nationally in interceptions since the start of the 2016 season.

1.	Iowa	126
2.	Wisconsin	123
3.	Clemson	122
4.	Appalachian State	122
5.	San Diego State	120
6.	Troy	115

- Since 2016, Troy has forced multiple turnovers in 53 games, the sixth most in the country. The Trojans have forced three or more turnovers in 32 games, second nationally, and four-plus turnovers in 16 games (first nationally).

KEEPING IT LESS THAN 400

- Troy has held its opponents to less than 400 yards per game in seven of the last nine seasons.
- Troy has held 23 of its last 26 opponents to fewer than 400 yards (Coastal Carolina, 2022; Texas State, 2023; Iowa, 2024).
- Troy has held opponents to fewer than 400 yards 35 times since the start of the 2021 season, the seventh most in the country ... Troy is 25-10 in those games.
- Troy is fifth since the start of the 2022 season with 25 such games; the Trojans are 20-5 over that span.

Season	Yards Allowed
2024	409.0
2023	308.3
2022	326.4
2021	337.9
2020	405.1
2019	434.2
2018	347.9
2017	340.1
2016	366.5
2015	391.2
2014	454.0
2013	483.2
2012	443.6
2011	465.0
2010	453.5
2009	424.5
2008	327.5
2007	378.2
2006	337.0

STOPS BEHIND THE LINE

- A breakdown of Troy's top sack games against Sun Belt foes and top tackles for loss games against all opponents.

Troy Sacks in Sun Belt Games

Opponent	Year	Sacks
1. ULM	2023	9
Georgia Southern	2019	9
Coastal Carolina	2018	9
North Texas	2007	9
5. Marshall	2022	7
FIU	2008	7
7. Southern Miss	2023	6
Georgia Southern	2021	6
Idaho	2017	6
South Alabama	2016	6
Middle Tennessee	2010	6
FIU	2009	6
FIU	2006	6
Idaho	2004	6
Florida Atlantic	2004	6

Troy Tackles for Loss (All Games - Since 2001 [FBS])

Opponent	Year	Sacks
1. ULM	2003	18
2. Southern Miss	2021	16
Marshall	2004	16
4. North Texas	2003	15
North Texas	2007	15
6. Florida A&M	2018	14
New Mexico State	2015	14
Middle Tennessee	2008	14
Florida Atlantic	2004	14
10. Utah State	2002	13.5

SACK PARTY

• Troy tied a school FBS record with nine sacks against Coastal Carolina in 2018, against Georgia Southern in 2019 and Southern Miss in 2021.

• The Trojans rank seventh nationally since 2017 in sacks.

1. Clemson	312
2. Pittsburgh	296
3. Alabama	292
4. Miami (Fla.)	275
5. Penn State	273
6. Ohio State	267
7. Troy	262

• The Trojans have the ninth most tackles for loss in the country since 2017.

1. Clemson	779
2. Miami (Fla.)	733
3. Alabama	676
4. Oklahoma State	672
5. Penn State	665
6. Pitt	664
7. Oklahoma	660
8. Ohio State	641
9. Troy	639

HOLDING THEM UNDER 250

• Troy has held an opponent under 250 yards of total offense 38 times since moving to FBS in 2001 ... The Trojans are 33-5 in those games

Opponents Less than 250 Yards Total Offense (FBS Era)

Opponent	Year	Yards	Score
Arkansas State	2023	203	W, 37-3
Stephen F. Austin	2023	240	W, 48-30
ULM	2022	228	W, 34-16
Southern Miss	2022	205	W, 27-10
Marshall	2022	174	W, 16-7
Southern Miss	2021	156	W, 21-9
Southern	2021	189	W, 55-3
South Alabama	2020	230	W, 29-0
Middle Tennessee	2020	241	W, 47-14
Akron	2019	242	W, 35-7
Campbell	2019	143	W, 43-14
South Alabama	2017	224	L, 8-19
Alabama State	2017	165	W, 34-7
Savannah State	2014	147	W, 66-3
Middle Tennessee	2010	207	W, 42-13
Alcorn State	2008	120	W, 65-0
Western Kentucky	2008	216	W, 17-7
Louisiana	2008	247	W, 48-3
North Texas	2007	205	W, 45-7
Arkansas State	2007	237	W, 27-0
Middle Tennessee	2007	209	W, 45-7
Alabama State	2006	134	W, 38-0
North Texas	2006	230	W, 14-6

Middle Tennessee	2006	203	W, 21-20
FIU	2006	245	W, 26-13
Cal Poly	2005	139	W, 27-10
North Texas	2005	229	W, 13-10
Arkansas State	2005	244	L, 3-9
Marshall	2004	177	W, 17-15
Arkansas State	2004	238	L, 9-13
Florida Atlantic	2004	248	W, 24-6
SE Louisiana	2003	236	W, 28-0
UAB	2002	223	L, 26-27

DEFENSE QUICK HITTERS

• Troy must replace nine of its top 10 tacklers from last season; the only returner in the top 10 is junior linebacker Jordan Stringer (68).

• Troy is having to replace a significant amount of production on defense from last season.

- 75.5 percent of its tackles
 - Jayden McDonald - 75 tackles
 - Dell Pettus - 74 tackles
- 79.3 percent of its tackles for loss
 - Javon Solomon - 18 tackles for loss
 - Richard Jibunor - 18 tackles for loss
- 77.7 percent of its sacks
 - Javon Solomon - 16 sacks
 - Richard Jibunor - 10 sacks

• Nevada rushed for 214 yards on 34 carries, 117 of those yards came on three carries (54.7 percent). Outside of those three big plays, Troy limited the Wolf Pack to 3.03 yards per carry.

• Of Nevada's 393 yards of offense, 194 (49.3 percent) came on six plays. The Wolf Pack's other 49 plays averaged just 4.06 yards per play.

• Negative plays have been the key to Troy's success on defense ... the Trojans have not allowed points on any drive this season in which they record a sack (0-for-2) or if the first play went for a loss (0-for-3).

• When Troy has been able to remove a big play from a drive (15-plus yard pass, 12-plus yard run), it has found success. Opponents have points on just 1-of-15 such drives (FG) ... in converse, Troy has allowed points on 82.3 percent of drives with a big play (14-of-17).

• Troy freshman cornerback LJ Green has limited opponents to catches on just 50 percent of targets against him (4-of-8). Green has limited opponents to just eight yards after the catch (2.0 per catch) this season.

• Troy is one of 12 teams in the country to hold its opponents without a 4th down conversion (0-for-2).

• Troy held Memphis QB Seth Henigan to just 161 yards passing and one touchdown; it was Henigan's fewest passing yards since a 159-yard effort at UAB on Oct. 21, 2023, and the fourth-fewest in his career. Henigan threw for more than 3300 yards in eight games last season. The one touchdown pass snapped a streak of six straight games for Henigan with multiple touchdown passes. He threw multiple touchdown passes in 13 of his last 15 games.

• Troy held Memphis to 372 yards of total offense, the Tigers' second-fewest in their last 17 games.

• Troy allowed a combined 10 points over the a three-game stretch of Georgia State, Arkansas State and Army last season ; it was the fewest allowed by a Troy team since 1985 -- West Alabama (38-7), West Georgia (42-0),

Valdosta State (10-3).

• Troy led the country (tied with UTSA) with six games last season (6-0) with 5-plus sacks and tied for second nationally with six games with 4-plus sacks.

• Troy finished 2023 second in the country (Penn State) with 47 sacks, the most in a season in Sun Belt history. The sacks resulted in a loss of 330 yards, also the second most nationally.

• Troy recorded 27 sacks in its final five games of the 2023 season; the most in the country over that stretch.

• Troy had four tackles for loss in all 14 games last season, the most in the country. The Trojans finished with six or more TFLs in 11 games, which was tied for the second most nationally (UCLA, 12).

• Last season marked just the second in Troy's DI history that it has two players with nine-plus sacks; Javon Solomon (16) & Richard Jibunor (10) ... Jonathan Massaquoi (13.5) & Mario Addison (10.5) in 2010.

• Last season marked just the second in Troy's DI history that it has two players with 15-plus TFLs; Javon Solomon (18) & Richard Jibunor (18) ... Jonathan Massaquoi (20.5) & Mario Addison (15.5) in 2010.

• Troy's shutout of Army last season was the first for the Black Knights at home since a 28-0 loss to South Florida on Sept. 27, 2003; it was the first time they were shutout overall since a 35-0 loss at Stanford on Sept. 13, 2014.

• Since the start of the 2022 season, Troy has held 19 of its 31 opponents (17-2) to 19 points or fewer, the fifth most in the country.

• Troy tied for second in the country last season, holding eight opponents (7-1) to fewer than 300 yards of total offense. The Trojans are tied for 11th since the start of the 2022 season with 14 such games (13-1).

• Troy has held 23 of its last 26 opponents to fewer than 400 yards.

• Troy has held opponents to fewer than 400 yards 35 times since the start of the 2021 season, the seventh most in the country ... Troy is 25-10 in those games.

• Troy allowed 13.0 points per game in Sun Belt play last season, the sixth-lowest total nationally in league games, while Troy's 4.76 yards per play allowed ranked 10th.

• Troy has recorded multiple sacks in 20 games since the start of the 2022 season (17-3), the 20th most in the country. Troy has four or more sacks 12 times, the second most nationally, and five or more sacks 10 times, the most in the country.

• Troy has played eight quarters at Hancock Whitney Stadium and have not yielded a touchdown to South Alabama in its own stadium.

NO THIRD DOWNS FOR YOU

• Troy has held five opponents without a third-down conversion since moving to the FBS ranks.

South Alabama	2023	0-for-10
LSU	2017	0-for-9
Arkansas State	2007	0-for-13
North Texas	2006	0-for-13
Florida Atlantic	2002	0-for-12

DL / BANDITS NOTES

BANDIT USUALLY AMONG SUN BELT BEST

- Troy's bandit position has produced some of the best the Sun Belt has to offer.

- Troy's bandit has been named to the All-Sun Belt First Team in six of the last nine seasons and earned all-conference honors 10 times, including both bandits earning honors in 2020, 2021, 2022 and 2023.

- Rashad Dillard was named the Sun Belt Defensive Player of the Year in 2016, and Javon Solomon led the country in sacks in 2023.

D-LINE QUICK HITTERS

- Troy's defensive front will have a much new look in 2024, with five of the 10 players listed on the depth chart having joined the program this spring/summer.

- The good news for the Trojans is that three of the projected starters are returning players highlighted by Raymond Cutts (DE), Luis Medina (DT) and Phillip Lee (BAN).

- Troy's defensive front struggled to generate pressure against Nevada, with Phillip Lee and Raymond Cutts being credited with one pressure each, while Cutts was the only defensive lineman or bandit to get a hit on the quarterback.

- Troy increased its pressure against Memphis, with Lee credited with five pressures and Cutts added three.

- Cutts saw limited action last season after a fall camp injury derailed his start; he was a NJCAA First Team All-American in 2022 with 11 sacks and 20 TFLs at Garden City CC.

- Medina started a pair of games a year ago but was a key piece to Troy's elite defense, while Lee was one of Troy's most dominant pass rushers before an ACL injury at Texas State ended his season.

- Kam Curry and Jamel Fils-Aime, a pair of JUCO transfers will split reps with the one unit at nose. Fils-Aime is the brother of former Troy WBB player, helping lead the Trojans to a pair of Sun Belt Tournament titles and NCAA Tournament appearances.

- Jah-Mal Williams joined Troy from Cincinnati and will split time with Lee at Bandit.

LB NOTES

LINEBACKER QUICK HITTERS

- Probably Troy's deepest position on defense, highlighted by returning starter (Troy's only one on defense) Jordan Stringer and Brendan Jackson, a transfer from Gardner-Webb.

- Jackson earned first team All-Big South honors in 2023 after recording 71 tackles and 11.5 tackles for loss, in addition to adding four sacks.

- Jackson was Troy's top defender in the opener per PFF, recording Troy's best defensive grade.

- Stringer started Troy's final six games of the season last year and is Troy's top returning tackler.

- Steve Cattledge ranked as the nation's No. 10 overall junior college recruit (#2 LB) by On3.com coming out of EMCC in 2023 ... As a sophomore, he led all of JUCO with 120 total tackles, including 21 tackles for loss and 10 sacks. Suffered an injury at Kansas State last season, which cost him most of the season.

- Terry Thomas started the first half of the season and will provide the Trojans key depth behind Stringer. He recorded 41 tackles, 3.0 tackles for loss and 1.5 sacks.

SECONDARY NOTES

LOT OF NEW FACES

- Troy's secondary probably features the most new faces on the roster, with new starters at all five positions.

- Troy's starting corners -- LJ Green and Damaje Yancey -- were both on the roster last year, however, three of the four listed back ups are all new to the team.

- Devin Lafeyette, Troy's starting Spear, transferred from Northern Illinois and Ian Conerly-Goodly, starting free safety, transferred from Southeastern Louisiana.

- Justin Powe, Troy's starter at strong safety, earned a scholarship on Aug. 17 in an emotional ceremony on the field, that featured a surprise visit from his parents.

- Lafayette brings the most experience to the field, having played 1,128 defensive snaps during his career at Northern Illinois. Troy's four other starters in the secondary, have a combined 78 career defensive snaps under their belts.

A NAME IS EVERYTHING!

- New Troy safety Ian Conerly-Goodly joined the program this summer after transferring from Southeastern Louisiana.

- He made an adjustment to his official name to honor his late grandmother Learnia Listach Conerly, who passed away in 2022. He was raised by his mother (Linnette) and his grandmother.

- Missed the opener but played 41 snaps against Memphis and graded out as Troy's top tackler with an 86.0 mark against the Tigers - PFF credited him with 10 tackles and no misses (official stats had him with eight tackles).

SPECIAL TEAMS NOTES

SPECIAL TEAMS QUICK HITTERS

- Scott Taylor Renfroe connected on 19-of-24 field goals in 2023, the sixth-best percentage in a season in Troy history.

- Renfroe ranks 22nd among active players at the FBS level with his 81.5 career FG%, while his 1.05 FG per game rank 43rd among active players.

- Renfroe finished one field goal shy of tying Sam Glusman for the single-season school record and was one point shy of Glusman's single-season record for points (108).

- Renfroe booted four field goals in the game at Army, already his sixth game this season with multiple field goals, which is tied for the most by a Trojan in program history since at least 2000 -- Sam Glusman (2008), Michael Taylor (2010). His 43-yard make in the third quarter was a career-long.

- Renfroe tied a school record with his four made field goals at Army; Greg Whibbs also made four against Florida Atlantic in 2007.

- Scott Taylor Renfroe's two games with three-plus field goals ranked as the second most in program history since at least 2000 (Tyler Sumpter did so in three games in 2018).

- Robert Cole ranked third in the Sun Belt, averaging 42.27 yards per punt ... Tied for 47th nationally (min. 50 attempts), averaging 38.7 net yards per punt ... Tied for 21st in the country with only 21.2 percent of his punts returned, his 5.7 yards per return averaged ranked 20th in the country ... Ranked 30th nationally, averaging 3.91 seconds of hang time.

- Cole earned preseason All-Sun Belt honors in 2024, landing on the second team.

- Troy will have a new long snapper for the first time in two seasons, and it's a familiar face. Colton Walls, son of former Trojan Lee Walls, is slated in the role.

- The younger Walls is also a member of the Troy baseball team -- went 1-for-2 at the plate and posted a 2.45 ERA in 7.1 innings on the mound (5K/4BB).

- The elder Walls is a member of Troy's Alabama State Trooper detail and was an offensive lineman and long snapper for the Trojans from 1998-02.

LONG WAY FROM HOME

- Troy's latest addition to the roster (Aug. 21) had a pretty good excuse ... Paddy McAteer had to secure a Visa and a plane ticket from Ireland to arrive on campus.

- McAteer (20) first kicked an American football in April 2024. He took a five-day trip to Ohio in June with Ireland's top American kicking coach, Tadhg (Tag) Leader, and the rest is history.

- Was attending St. Mary's University in Belfast, Ireland, focusing on religious studies and played for Mullaghbawn (mul-uh-bawn) CLG (Gaelic Football Club). Mullaghbawn is a town of approx. 200 people.

- Gaelic Football is a cross between soccer and rugby, which is the national sport of Ireland.

- Dad, Francie, was a three-time Ireland National Champion.

- Found the end zone on all four of his kickoffs in the opener against Nevada and recorded three touchbacks against Memphis.

- Ranked as the No. 34 KOS in the country by PFF with a 77.3 grade ... 8-of-12 kicks have gone for touchbacks.

DEVONTE'S DAY

- Devonte Ross was named the Sun Belt Special Teams Player of the Week after a 77-yard punt return for a touchdown at Iowa.

- It was Troy's first punt return for a touchdown since Cedarius Rookard's 58-yard return in Troy's win at Nebraska in 2018. It Troy's longest punt return touchdown since Leodis McKelvin's 84-yard return at FIU in 2007.

- It was the first punt return for a TD allowed by Iowa since Stanford's Christian McCaffrey on Jan. 1, 2016.

PAT MADE			
	Player	ATT	MADE
1.	Ted Clem (1984-87)	170	166
2.	Ollie Quass (1992-95)	161	158
3.	Greg Whibbs (2003-07)	141	134
4.	Tyler Sumpter (2017-19)	125	125
5.	Michael Taylor (2009-11)	130	122
6.	Lawrence Tynes (1997-2000)	113	111
7.	Will Scott (2012-13)	93	89
8.	Randy Hicks (1969-71)	94	85
9.	Ryan Kay (2013-16)	78	78
10.	Brooks Buce (2021-22)	76	73
11.	Randy Yancey (1976-78)	65	58
12.	Sam Glusman (2008-09)	61	57
13.	Scott Taylor Renfroe (2022-24)	57	57

PATs ATTEMPTED			
	Player	MADE	ATT
1.	Ted Clem (1984-87)	166	170
2.	Ollie Quass (1992-95)	158	161
3.	Greg Whibbs (2003-07)	134	141
4.	Michael Taylor (2009-11)	122	130
5.	Tyler Sumpter (2017-19)	125	125
6.	Lawrence Tynes (1997-2000)	111	113
7.	Randy Hicks (1969-71)	85	94
8.	Will Scott (2012-13)	89	93
9.	Ryan Kay (2013-16)	78	78
10.	Brooks Buce (2021-22)	73	76
11.	Randy Yancey (1976-78)	58	65
12.	Sam Glusman (2008-09)	57	61
13.	Matt Stone (1991-92)	52	60
14.	Don Van Wie (1981-83)	52	56
15.	Scott Taylor Renfroe (2022-24)	57	57

PATs PERCENTAGE (min 20 attempts)				
	Player	MADE	ATT	Pct.
1.	Scott Taylor Renfroe (2022-24)	57	57	1.000
	Ryan Kay (2013-16)	78	78	1.000
	Tyler Sumpter (2017-19)	125	125	1.000
4.	Lawrence Tynes (1997-2000)	111	113	.982
5.	Ollie Quass (1992-95)	158	161	.981
6.	Jed Solomon (2012-15)	42	43	.977
7.	Ted Clem (1984-87)	166	170	.976
8.	Evan Legassey (2017-20)	39	40	.975
9.	Rusty Adams (1979)	28	29	.966
10.	Brooks Buce (2021-22)	73	76	.961

FIELD GOALS MADE			
	Player	ATT	MADE
1.	Greg Whibbs (2003-07)	71	50
2.	Ted Clem (1984-87)	78	48
3.	Lawrence Tynes (1997-2000)	57	44
4.	Tyler Sumpter (2017-19)	51	39
5.	Michael Taylor (2009-11)	50	36
6.	Ollie Quass (1992-95)	50	31
7.	Ryan Kay (2013-16)	39	29
8.	Will Scott (2012-13)	36	28
9.	Sam Glusman (2008-09)	38	27
10.	Brooks Buce (2021-22)	28	25
11.	Matt Stone (1991-92)	33	23
12.	Scott Taylor Renfroe (2022-24)	27	22

FIELD GOALS ATTEMPTED			
	Player	MADE	ATT
1.	Ted Clem (1984-87)	48	78
2.	Greg Whibbs (2003-07)	50	71
3.	Lawrence Tynes (1997-2000)	44	57
4.	Tyler Sumpter (2017-19)	39	51
5.	Michael Taylor (2009-11)	36	50
	Ollie Quass (1992-95)	31	50
7.	Randy Yancey (1976-78)	20	39
8.	Ryan Kay (2013-16)	29	39
9.	Sam Glusman (2008-09)	27	38
10.	Will Scott (2012-13)	28	36

11.	Matt Stone (1991-92)	23	33
	Brian Wilson (1988-89)	19	33
13.	Thomas Olmsted (2002-05)	17	29
14.	Brooks Buce (2021-22)	25	28
15.	Scott Taylor Renfroe (2022-24)	22	27
	Don Van Wie (1981-83)	17	27

FIELD GOAL PERCENTAGE (min 15 attempts)				
	Player	MADE	ATT	Pct.
1.	Randy Hicks (1969-71)	16	16	1.000
2.	Brooks Buce (2021-22)	25	28	.893
3.	Scott Taylor Renfroe (2022-24)	22	27	.815
4.	Jed Solomon (2012-15)	15	19	.789
5.	Will Scott (2012-13)	28	36	.778
6.	Lawrence Tynes (1997-2000)	44	57	.772
7.	Tyler Sumpter (2017-19)	39	51	.765
8.	Matt Huerkamp (1996)	18	24	.750
9.	Ryan Kay (2013-16)	29	39	.744
10.	Michael Taylor (2009-11)	36	50	.720

PUNT ATTEMPTS		Att
	Player	
1.	Thomas Olmsted (2002-05)	288
2.	Will Goggans (2009-11)	240
3.	Matt Allen (1997-2000)	225
4.	Mike Quinn (1977-80)	213
5.	Ryan Kay (2013-16)	195
6.	Glen Klava (1985-88)	193
7.	Rodney Glass (1989-91)	182
8.	Tyler Sumpter (2017-19)	156
9.	Doug Crane (1982-84)	132
10.	Wes Garner (1995-97)	123
11.	Rick Derany (1972-73)	111
12.	Will Scott (2012-13)	110
13.	David Cooper (1967-69)	91
14.	Ollie Quass (1992-95)	79
15.	Harold Hogan (1970-72)	70
16.	Robert Cole (2023-24)	67

PUNTS - TOTAL YARDS			
	Player	Att	Yds
1.	Thomas Olmsted (2002-05)	288	11,953
2.	Matt Allen (1997-2000)	225	9,226
3.	Mike Quinn (1977-80)	213	8,461
4.	Ryan Kay (2013-16)	195	7,961
5.	Glen Klava (1985-88)	193	7,432
6.	Will Goggans (2009-11)	172	7,024
7.	Rodney Glass (1989-91)	182	6,781
8.	Tyler Sumpter (2017-19)	156	6,579
9.	Doug Crane (1982-84)	132	4,986
10.	Will Scott (2012-13)	110	4,709
11.	Wes Garner (1995-97)	123	4,216
12.	Rick Derany (1972-73)	111	4,201
13.	David Cooper (1967-69)	91	3,675
14.	Ollie Quass (1992-95)	79	3,054
15.	Robert Cole (2023-24)	67	2,813

AVERAGE YARDS PER PUNT (min 30 attempts)				
	Player	Att	Yds	Avg.
1.	Will Scott (2012-13)	110	4,709	42.81
2.	Luke Magliozzi (2021)	61	2,594	42.52
3.	Tyler Sumpter (2017-19)	156	6,579	42.17
4.	Michael Rivers (2022)	62	2,610	42.10
5.	Robert Cole (2023-24)	67	2,813	41.99
6.	Thomas Olmsted (2002-05)	288	11,953	41.50
7.	Greg Whibbs (2003-07)	47	1,942	41.31
8.	Matt Allen (1997-2000)	225	9,226	41.09
9.	Ryan Kay (2013-16)	195	7,961	40.83
10.	Will Goggans (2009-11)	240	9,797	40.82

FBS ERA DEFENSIVE TOUCHDOWNS

Year	Player	Type	Yards	Opponent
2023	Don Callis	Fumble	10	App State
2023	Chris Rodgers	Fumble	40	Southern Miss
2023	Reddy Steward	Interception	45	Stephen F. Austin
2022	Reddy Steward	Interception	67	Arkansas State
2022	Antonio Showers	Fumble	13	ULM
2022	Buddha Jones	Fumble	23	Marshall
2021	KJ Robertson	Interception	31	South Alabama
2021	Keyshawn Swanson	Interception	33	Texas State
2021	Zion Williams	Interception	19	Southern
2020	Dell Pettus	Interception	44	Georgia Southern
2020	Darrell Starling	Fumble	20	Arkansas State
2020	Reddy Steward	Interception	35	Georgia State
2020	Shakel Brown	Fumble	21	Georgia State
2019	Carlton Martial	Interception	64	Texas State
2019	Will Sunderland	Interception	29	South Alabama
2018	Tron Folsom	Interception	53	Florida A&M
2017	Marcus Jones	Interception	100	Arkansas State
2017	Blace Brown	Interception	53	Boise State
2015	Demetrius Cain	Fumble	17	Louisiana
2015	Demetrius Cain	Fumble	19	Georgia Southern
2015	LaMarcus Farmer	Interception	55	ULM
2015	Darrin Reddick	Fumble	27	ULM
2015	Rashad Dillard	Fumble	33	at New Mexico State
2014	Montres Kitchens	Interception	28	at Idaho
2013	Eli Canton	Interception	78	Savannah State
2013	Camren Hudson	Interception	65	Louisiana
2012	Brynden Trawick	Interception	70	Arkansas State
2011	LaDarrius Madden	Interception	53	at Arkansas
2011	Chris Pickett	Fumble	63	Middle Tennessee
2011	Tony Davis	Fumble	29	at FIU
2009	Boris Lee	Interception	30	ULM
2008	Jorrick Calvin	Fumble	17	vs. Southern Miss
2008	Terence Moore	Interception	28	at LSU
2007	Chris Braswell	Fumble	16	at Western Kentucky
2007	Boris Lee	Fumble	1	at Arkansas State
2007	Boris Lee	Interception	28	ULM
2007	Elbert Mack	Interception	39	Louisiana
2004	Derrick Ansley	Interception	16	Middle Tennessee
2004	Robby Farmer	Interception	29	Middle Tennessee
2004	Leverne Johnson	Interception	24	Idaho
2004	Johnny Faulk	Fumble	79	Idaho
2004	Leodis McKelvin	Interception	71	Utah State
2003	Derrick Ansley	Interception	70	Marshall
2002	Johnny Faulk	Interception	34	Florida A&M
2001	David Philyaw	Fumble	8	at ULM
2001	Rayshun Reed	Interception	26	Cal State Northridge
2001	Rayshun Reed	Interception	73	Mississippi State

FBS ERA SPECIAL TEAMS TOUCHDOWNS

Year	Player	Type	Yards	Opponent
2024	Devonte Ross	Punt Return	77	Iowa
2019	Reggie Todd	Kickoff Return	69	Southern Miss
2018	Marcus Jones	Kickoff Return	96	Coastal Carolina
2018	Cedarius Rookard	Punt Return	58	Nebraska
2017	Marcus Jones	Kickoff Return	99	Arkansas State
2017	Marcus Jones	Kickoff Return	87	Coastal Carolina
2017	Marcus Jones	Kickoff Return	91	Coastal Carolina
2016	Jabir Daughtry-Frye	Kickoff Return	100	New Mexico State
2016	Demetrius Cain	Punt Return (Blocked)	15	New Mexico State
2015	Teddy Ruben	Punt Return	64	Charleston Southern
2014	Chandler Worthy	Kickoff Return	89	New Mexico State
2014	Chandler Worthy	Kickoff Return	99	Appalachian State
2013	K.D. Edenfield	Punt Return (Blocked)	11	ULM
2010	Jerrel Jernigan	Punt Return	75	Louisiana
2010	Jerrel Jernigan	Kickoff Return	100	at Oklahoma State
2009	Bryan Willis	Kickoff Return	38	Louisiana
2008	Jorrick Calvin	Blocked Field Goal	65	Louisiana
2008	Jorrick Calvin	Kickoff Return	95	at North Texas
2007	Leodis McKelvin	Punt Return	52	North Texas
2007	Leodis McKelvin	Punt Return	84	at FIU
2007	Leodis McKelvin	Punt Return	74	Oklahoma State
2006	Leodis McKelvin	Punt Return	48	at FIU
2005	Leodis McKelvin	Kickoff Return	100	at South Carolina
2005	Leodis McKelvin	Punt Return	73	UAB
2004	Leodis McKelvin	Punt Return	64	Florida Atlantic
2004	Leodis McKelvin	Punt Return	60	Idaho
2001	Demontray Carter	Kickoff Return	94	Southern Utah

FIELD POSITION

TROY (Regulation)					Opponents (Regulation)				
Opponent	No. of Drives	Avg. Start	Inside RZ	Cross 50	Opponent	No. of Drives	Avg. Start	Inside RZ	Past 50
Nevada	9	Own 23	4	5	Nevada	9	Own 35	4	7
Memphis	9	Own 23	3	3	Memphis	9	Own 32	5	7
Iowa	11	Own 22	0	3	Iowa	11	Own 28	3	6
Florida A&M	-	-	-	-	Florida A&M	-	-	-	-
ULM	-	-	-	-	ULM	-	-	-	-
Texas State	-	-	-	-	Texas State	-	-	-	-
South Alabama	-	-	-	-	South Alabama	-	-	-	-
Arkansas State	-	-	-	-	Arkansas State	-	-	-	-
Coastal Carolina	-	-	-	-	Coastal Carolina	-	-	-	-
Georgia Southern	-	-	-	-	Georgia Southern	-	-	-	-
Louisiana	-	-	-	-	Louisiana	-	-	-	-
Southern Miss	-	-	-	-	Southern Miss	-	-	-	-
Total	29	Own 22.7	7	11	Total	29	Own 31.7	12	20

DRIVE STATISTICS

TROY								Opponents							
Opponent	No.	3 & Out	Pct.	Score	Pct.	TD	Pct	Opponent	No.	3 & Out	Pct.	Score	Pct.	TD	Pct.
Nevada	9	3	33.3	5	55.6	3	33.3	Nevada	9	2	22.2	4	44.4	4	44.4
Memphis	9	4	44.4	3	33.3	2	22.2	Memphis	9	2	22.2	6	66.7	5	55.6
Iowa	11	4	36.4	2	18.2	2	18.2	Iowa	11	1	9.1	5	45.5	4	36.4
Florida A&M	-	-	-	-	-	-	-	Florida A&M	-	-	-	-	-	-	-
ULM	-	-	-	-	-	-	-	ULM	-	-	-	-	-	-	-
Texas State	-	-	-	-	-	-	-	Texas State	-	-	-	-	-	-	-
South Alabama	-	-	-	-	-	-	-	South Alabama	-	-	-	-	-	-	-
Arkansas State	-	-	-	-	-	-	-	Arkansas State	-	-	-	-	-	-	-
Coastal Carolina	-	-	-	-	-	-	-	Coastal Carolina	-	-	-	-	-	-	-
Georgia Southern	-	-	-	-	-	-	-	Georgia Southern	-	-	-	-	-	-	-
Louisiana	-	-	-	-	-	-	-	Louisiana	-	-	-	-	-	-	-
Southern Miss	-	-	-	-	-	-	-	Southern Miss	-	-	-	-	-	-	-
Total	29	11	37.9	10	34.5	7	24.1	Total	29	5	17.2	15	51.7	13	44.8

IN THE RED ZONE

TROY						Opponents					
Opponent	Times in RZ	TD	TD Pct.	FG	Score Pct.	Opponent	Times in RZ	TD	TD Pct.	FG	Score Pct.
Nevada	4	2	50	2	100	Nevada	4	4	100	-	100
Memphis	3	2	66.7	1	100	Memphis	5	4	80.0	1	100
Iowa	0	0	0	0	0	Iowa	3	2	66.7	-	66.7
Florida A&M	-	-	-	-	-	Florida A&M	-	-	-	-	-
ULM	-	-	-	-	-	ULM	-	-	-	-	-
Texas State	-	-	-	-	-	Texas State	-	-	-	-	-
South Alabama	-	-	-	-	-	South Alabama	-	-	-	-	-
Arkansas State	-	-	-	-	-	Arkansas State	-	-	-	-	-
Coastal Carolina	-	-	-	-	-	Coastal Carolina	-	-	-	-	-
Georgia Southern	-	-	-	-	-	Georgia Southern	-	-	-	-	-
Louisiana	-	-	-	-	-	Louisiana	-	-	-	-	-
Southern Miss	-	-	-	-	-	Southern Miss	-	-	-	-	-
Total	7	4	57.1	3	100	Total	12	10	83.3	1	91.7

3RD DOWN AND ...

TROY														Opponents													
Yards	NEV	MEM	UI	FAMU	ULM	TXST	USA	ASU	CCU	GS	ULL	USM	Total	Yards	NEV	MEM	UI	FAMU	ULM	TXST	USA	ASU	CCU	GS	ULL	USM	Total
1	2-4	2-3	1-2	-	-	-	-	-	-	-	-	-	5-9	1	1-1	-	3-3	-	-	-	-	-	-	-	-	-	4-4
2-3	-	1-3	1-2	-	-	-	-	-	-	-	-	-	2-5	2-3	2-4	0-1	1-3	-	-	-	-	-	-	-	-	-	3-8
4-6	1-3	4-7	2-4	-	-	-	-	-	-	-	-	-	7-14	4-6	2-3	2-3	1-1	-	-	-	-	-	-	-	-	-	5-7
7-9	5-7	1-2	0-2	-	-	-	-	-	-	-	-	-	6-11	7-9	1-1	0-1	2-4	-	-	-	-	-	-	-	-	-	3-6
10-14	1-2	1-1	0-1	-	-	-	-	-	-	-	-	-	2-4	10-14	1-2	2-3	0-1	-	-	-	-	-	-	-	-	-	3-6
15+	-	-	0-1	-	-	-	-	-	-	-	-	-	0-1	15+	0-1	-	0-1	-	-	-	-	-	-	-	-	-	0-2
4+	7-12	6-10	2-8	-	-	-	-	-	-	-	-	-	15-30	4+	4-7	-	3-7	-	-	-	-	-	-	-	-	-	7-14
7+	6-9	2-3	0-4	-	-	-	-	-	-	-	-	-	8-16	7+	2-4	-	2-6	-	-	-	-	-	-	-	-	-	4-10
10+	1-2	1-1	0-2	-	-	-	-	-	-	-	-	-	2-5	10+	1-3	-	0-2	-	-	-	-	-	-	-	-	-	1-5
Total	9-16	9-16	4-12	-	-	-	-	-	-	-	-	-	22-44	Total	7-12	4-8	7-13	-	-	-	-	-	-	-	-	-	18-33

NEVADA GAME

Plays	Yards	Time	Result
3	5	1:00	Punt
3	1	1:14	Punt
11	84	4:53	*TOUCHDOWN
6	7	3:00	Punt
5	70	2:33	*TOUCHDOWN
2	13	0:19	End of half
13	69	6:24	*FIELD GOAL
3	3	2:02	Punt
13	74	6:44	*FIELD GOAL
9	75	1:56	*TOUCHDOWN

MEMPHIS GAME

Plays	Yards	Time	Result
3	7	0:53	Punt
3	9	2:03	Punt
13	75	7:00	*TOUCHDOWN
6	16	3:37	Punt
5	16	2:15	Punt
1	-4	0:06	Fumble
3	8	1:54	Punt
10	71	5:03	*FIELD GOAL
14	75	6:16	*TOUCHDOWN
3	14	1:52	End of half

IOWA GAME

Plays	Yards	Time	Result
3	9	1:13	Punt
8	15	5:00	Punt
5	14	1:46	Punt
4	75	2:04	*TOUCHDOWN
6	31	2:51	Punt
3	8	0:56	Punt
3	-19	2:23	Punt
1	0	0:11	Interception
3	75	1:32	*TOUCHDOWN
5	7	2:49	Punt
6	18	2:56	Punt

FLORIDA A&M GAME

Plays	Yards	Time	Result
-------	-------	------	--------

ULM GAME

Plays	Yards	Time	Result
-------	-------	------	--------

TEXAS STATE GAME

Plays	Yards	Time	Result
-------	-------	------	--------

SOUTH ALABAMA GAME

Plays	Yards	Time	Result
-------	-------	------	--------

ARKANSAS STATE GAME

Plays	Yards	Time	Result
-------	-------	------	--------

COASTAL CAROLINA GAME

Plays	Yards	Time	Result
-------	-------	------	--------

GEORGIA SOUTHERN GAME

Plays	Yards	Time	Result
-------	-------	------	--------

LOUISIANA GAME

Plays	Yards	Time	Result
-------	-------	------	--------

SOUTHERN MISS GAME

Plays	Yards	Time	Result
-------	-------	------	--------

MILESTONE GAMES**100+ Yard Rushing Games**

Player	2024	Career
Damien Taylor	1	1

100+ Yard Receiving Games

Player	2024	2023	Career
Chris Lewis	-	2	2
Devonte Ross	2	-	2

200+ Yard Passing Games

Player	2024	Career
Goose Crowder	1	1

300+ Yard Passing Games

Player	2024	Career
--------	------	--------

400+ Yard Passing Games

Player	2024	Career
--------	------	--------

Three-Plus Touchdown Passing Games

Player	2024	Career
--------	------	--------

Four-Plus Touchdown Passing Games

Player	2024	Career
--------	------	--------

TAKEAWAYS

Opponent	Takeaway	Drive Result
----------	----------	--------------

TURNOVERS

Opponent	Turnover	Drive Result
Memphis	Fumble (Green)	Field Goal
Iowa	Int (Caldwell)	Pick Six

TROY OFFENSIVE SCORING DRIVES

Opponent	Plays	Net Yards	TOP	Quarter	Scoring Play
Nevada	11	84	4:53	1	Taylor 25-yard run
Nevada	5	70	2:33	2	Green 16-yard run
Nevada	13	69	6:24	3	Renfroe 30-yard FG
Nevada	13	74	6:44	4	Renfroe 19-yard FG
Nevada	9	75	1:56	4	Ross 16-yard pass
Memphis	13	75	7:00	2	Crowder 11-yard run
Memphis	10	71	5:03	3	Renfroe 22-yard FG
Memphis	14	75	6:16	4	Caldwell 1-yard run
Iowa	4	75	2:04	2	Ross 63-yard pass
Iowa	3	75	1:32	3	Ross 62-yard pass

OPPONENT OFFENSIVE SCORING DRIVES

Opponent	Plays	Net Yards	TOP	Quarter	Scoring Play
Nevada	8	57	2:36	2	17-yard pass
Nevada	3	75	1:05	3	1-yard run
Nevada	7	79	3:57	3	22-yard run
Nevada	6	36	3:22	4	7-yard pass
Memphis	14	70	5:32	1	2-yard run
Memphis	12	75	5:16	2	1-yard run
Memphis	2	50	0:51	2	21-yard run
Memphis	6	17	3:14	3	32-yard FG
Memphis	6	69	2:43	3	4-yard pass
Memphis	7	75	2:26	4	4-yard run
Iowa	7	56	2:51	2	4-yard run
Iowa	6	51	2:44	2	42-yard FG
Iowa	8	70	4:30	3	2-yard pass
Iowa	8	75	3:53	4	33-yard run
Iowa	6	71	3:15	4	39-yard run

RECEIVING								
Games w/ a Rec.	Career	Streak	2024	2023	2022	2021	2020	2019
Landon Parker	29	3	3	6	11 *	1 *	3 *	5 *
Devonte Ross	24	10	3	13	9	-	-	-
Zeriah Beason	19	7	3	-	-	10 *	6 *	-
Peyton Higgins	12	4	3	6	3	-	-	-
Chris Lewis	10	-	-	10	-	-	-	-
Ethan Conner	9	2	2	7	-	-	-	-
Brody Dalton	6	1	1	3	2	-	-	-
Damien Taylor	4	-	-	4	-	-	-	-
Jordan Lovett	2	-	1	1	-	-	-	-
Jarris Williams	1	-	-	1	-	-	-	-

Games w/ 5+ Receptions	Career	2024	2023	2022	2021	2020	2019
Landon Parker	5	-	-	4 *	-	-	1 *
Devonte Ross	4	2	2	-	-	-	-
Peyton Higgins	1	1	-	-	-	-	-
Zeriah Beason	1	-	-	-	1 *	-	-
Chris Lewis	1	-	1	-	-	-	-
Ethan Conner	1	1	-	-	-	-	-

Receptions of 15+ Yards	Career	2024	2023	2022	2021	2020	2019
Landon Parker	30	2	5	18 *	1 *	2 *	2 *
Chris Lewis	24	-	23	1 *	-	-	-
Devonte Ross	15	6	9	-	-	-	-
Zeriah Beason	11	2	-	-	6 *	3 *	-
Peyton Higgins	9	2	5	2	-	-	-
Ethan Conner	6	1	5	-	-	-	-
Brody Dalton	4	-	3	1	-	-	-

Receptions of 25+ Yards	Career	2024	2023	2022	2021	2020	2019
Landon Parker	19	-	2	12 *	1 *	2 *	2 *
Chris Lewis	13	-	13	-	-	-	-
Peyton Higgins	4	-	2	2	-	-	-
Devonte Ross	4	1	3	-	-	-	-
Brody Dalton	3	-	2	1	-	-	-
Zeriah Beason	3	1	-	-	2 *	-	-

Receptions for a 1st Down	Career	2024	2023	2022	2021	2020	2019
Landon Parker	51	3	6	30 *	1 *	5 *	6 *
Devonte Ross	28	8	20	-	-	-	-
Chris Lewis	25	-	24	1 *	-	-	-
Zeriah Beason	22	4	-	-	9 *	9 *	-
Peyton Higgins	16	6	8	2	-	-	-
Ethan Conner	12	3	9	-	-	-	-
Brody Dalton	8	-	5	3	-	-	-
Jordan Lovett	2	2	-	-	-	-	-

100+ Yards Receiving	Career	2024	2023	2022	2021	2020	2019
Landon Parker	3	-	-	3 *	-	-	-
Chris Lewis	2	-	2	-	-	-	-
Devonte Ross	2	2	-	-	-	-	-

Games w/ a TD Reception	Career	2024	2023	2022	2021	2020	2019
Chris Lewis	9	-	8	1	-	-	-
Landon Parker	5	-	-	3 *	-	2 *	-
Devonte Ross	5	2	3	-	-	-	-
Ethan Conner	4	-	4	-	-	-	-
Zeriah Beason	4	-	-	-	1 *	3 *	-
Peyton Higgins	1	-	-	1	-	-	-
Damien Taylor	1	-	1	-	-	-	-

Games w/ Multiple TDs	Career	2024	2023	2022	2021	2020	2019
Devonte Ross	1	1	-	-	-	-	-
Ethan Conner	1	-	1	-	-	-	-
Chris Lewis	1	-	1	-	-	-	-

RUSHING							
Runs of 10+ Yards	Career	2024	2023	2022	2021	2020	2019
Gerald Green	33	1	2 *	11 *	11 *	5 *	3 *
Damien Taylor	14	4	10	-	-	-	-
Jarris Williams	3	-	3	-	-	-	-
Goose Crowder	3	3	-	-	-	-	-
Jordan Lovett	1	-	1	-	-	-	-
Matthew Caldwell	1	-	3 *	-	-	-	-
Tucker Kilcrease	1	1	-	-	-	-	-
Runs of 20+ Yards	Career	2024	2023	2022	2021	2020	2019
Gerald Green	15	-	1 *	4 *	6 *	4 *	-
Damien Taylor	6	4	2	-	-	-	-
Jarris Williams	1	-	1	-	-	-	-
100+ Yards Rushing	Career	2024	2023	2022	2021	2020	2019
Gerald Green	3	-	-	1 *	1 *	1 *	-
Damien Taylor	1	1	-	-	-	-	-
Rushes For a First Downs	Career	2024	2023	2022	2021	2020	2019
Gerald Green	64	6	2 *	23 *	17 *	12 *	4 *
Damien Taylor	23	6	15	2	-	-	-
Jarris Williams	4	-	4	-	-	-	-
Jordan Lovett	4	2	2	-	-	-	-
Goose Crowder	3	3	-	-	-	-	-
Tucker Kilcrease	3	3	-	-	-	-	-
Matthew Caldwell	1	1	-	-	-	-	-
Games with a Touchdown	Career	2024	2023	2022	2021	2020	2019
Gerald Green	10	1	2 *	4 *	3 *	2 *	-
Matthew Caldwell	4	1	1 *	2 *	-	-	-
Damien Taylor	3	1	1	2	-	-	-
Jarris Williams	1	-	1	-	-	-	-
Goose Crowder	1	1	-	-	-	-	-
Games with Multiple TDs	Career	2024	2023	2022	2021	2020	2019
Gerald Green	3	-	-	2 *	1 *	-	-
PASSING							
Games with 300 yards passing	Career	2024	2023	2022			
Games with 30+ completions	Career	2024	2023	2022			
Matthew Caldwell		-	2 *	-			
Completions of 15+ yards	Career	2024	2023	2022	2021		
Matthew Caldwell	37	6	19*	10 *	2 *		
Goose Crowder	11	6	3	1 *	1 *		
Tucker Kilcrease	1	1	-	-	-		
Completions of 25+ yards	Career	2024	2023	2022	2021		
Matthew Caldwell	14	3	7 *	3	1 *		
Goose Crowder	3	1	1	1 *	-		
Tucker Kilcrease	1	1	-	-	-		
Games with a Passing TD	Career	2024	2023	2022	2021		
Matthew Caldwell	6	1	4 *	1 *	-		
Goose Crowder	3	1	1	1 *	-		
Tucker Kilcrease	1	1	-	-	-		
Games with Multiple TDs	Career	2024	2023	2022	2021		
Matthew Caldwell	3	-	3 *	-	-		

PASSING				
Games with 300 yards passing	Career	2024	2023	2022
Games with 30+ completions	Career	2024	2023	2022
Matthew Caldwell	-	-	2 *	-

Completions of 15+ yards	Career	2024	2023	2022	2021
Matthew Caldwell	37	6	19 *	10 *	2 *
Goose Crowder	11	6	3	1 *	1 *
Tucker Kilcrease	1	1	-	-	-

Completions of 25+ yards	Career	2024	2023	2022	2021
Matthew Caldwell	14	3	7 *	3	1 *
Goose Crowder	3	1	1	1 *	-
Tucker Kilcrease	1	1	-	-	-

Games with a Passing TD	Career	2024	2023	2022	2021
Matthew Caldwell	6	1	4 *	1 *	-
Goose Crowder	3	1	1	1 *	-
Tucker Kilcrease	1	1	-	-	-

Games with Multiple TDs	Career	2024	2023	2022	2021
Matthew Caldwell	3	-	3 *	-	-

* not at Troy

20-YARD+ PLAYS**By Troy (12)****Offense (11) - 20 Yards**

Yards	Type	Player(s)	Opp.
63	Pass	Devonte Ross / Matthew Caldwell *	Iowa
62	Pass	Devonte Ross / Tucker Kilcrease *	Iowa
33	Pass	Zeriah Beason / Matthew Caldwell	Memphis
30	Run	Damien Taylor	Nevada
29	Pass	Devonte Ross / Goose Crowder	Nevada
25	Run	Damien Taylor *	Nevada
25	Run	Damien Taylor	Nevada
24	Run	Damien Taylor	Memphis
23	Pass	Ethan Conner / Matthew Caldwell	Iowa
23	Pass	Landon Parker / Goose Crowder	Nevada
20	Pass	Devonte Ross / Goose Crowder	Nevada

Defense (0) - 20 Yards

Yards	Type	Player(s)	Opp.
-------	------	-----------	------

Special Teams (1) - KOR 30+ Yards / PR 20+ Yards

Yards	Type	Player(s)	Opp.
77	PR	Devonte Ross *	Iowa

BIG PLAYS**By Opponent (23)****Offense (18) - 20 Yards**

Yards	Type	Player(s)	Opp
69	Run	Red	Nevada
39	Run	Johnson	Iowa
39	Run	Patterson *	Iowa
33	Run	Johnson *	Iowa
33	Pass	Wetjen / McNamara	Iowa
31	Pass	Bellon / Lewis	Nevada
29	Run	Moulton	Iowa
28	Run	Desoriers Jr.	Memphis
26	Pass	Blaknumsee / Henigan	Memphis
26	Run	Red	Nevada
26	Run	Anderson Jr.	Memphis
25	Pass	Smith / Lewis	Nevada
22	Run	Garwo *	Nevada
22	Run	Anderson Jr.	Memphis
21	Pass	Smith / Bianco	Nevada
21	Run	Anderson Jr. *	Memphis
20	Run	Henigan	Memphis
20	Pass	Landphere / Henigan	Memphis

Defense (1) - 20 Yards

Yards	Type	Player(s)	Opp
28	INT	Harris	Iowa

Special Teams (4) - KOR 30+ Yards / PR 20+ Yards

Yards	Type	Player(s)	Opp
43	KOR	Ashley	Nevada
38	KOR	Banks	Memphis
36	PR	Drake	Memphis
32	KOR	Wetjen	Iowa

* Touchdown

LONG PLAYS BY THE NUMBERS

Plays by Yardage	No.	TDs	By Play Type	No.	TDs
100+			Rushing	4	1
90-99			Passing	7	1
80-89			Punt Returns	1	1
70-79			Kick Returns		
60-69	2	2	Interceptions		
50-59			Fumble Returns		
40-49			Other		
30-39	2				
20-29	7	1			

20+ YARD PLAYS BY PLAYER

Player	No.	TD	Rush	Rec.	KR	PR	IR	FR
Devonte Ross	5	3	-	4	-	1	-	-
Damien Taylor	4	1	4	-	-	-	-	-
Ethan Conner	1	-	-	1	-	-	-	-
Zeriah Beason	1	-	-	1	-	-	-	-
Landon Parker	1	-	-	1	-	-	-	-
TOTAL	12	4	4	7	-	1	-	-

BIG PLAYS BY GAME - TROY

Opponent	No.	TD	Rush	Rec.	KR	PR	IR	FR
Nevada	6	1	3	3	-	-	-	-
Memphis	2	-	1	1	-	-	-	-
Iowa	4	3	-	3	-	1	-	-
Florida A&M								
ULM								
Texas State								
South Alabama								
Arkansas State								
Coastal Carolina								
Georgia Southern								
Louisiana								
Southern Miss								
TOTAL								

BIG PLAYS BY GAME - OPPONENT

Opponent	No.	TD	Rush	Rec.	KR	PR	IR	FR
Nevada	7	1	3	3	1	-	-	-
Memphis	9	1	5	2	1	1	-	-
Iowa	7	2	4	1	1	-	1	-
Florida A&M								
ULM								
Texas State								
South Alabama								
Arkansas State								
Coastal Carolina								
Georgia Southern								
Louisiana								
Southern Miss								
TOTAL								

LONGEST PLAYS OF THE YEAR - TROY

	Yardage	Opponent
Rushing	30	Nevada
Rushing TD	25	Nevada
Passing	63	Iowa
Passing TD	63	Iowa
Punt Return	77	Iowa
Kick Return	24	Nevada
Interception Return	-	-
Fumble Return	-	-
Field Goal	30	Nevada
Punt	59	Memphis

GAME FOUR | OPPONENT SCHEDULES

NEVADA (1-3, 0-0 MWC)

Date	Opponent	Result
Aug. 24	SMU	L, 24-29
Aug. 31	at Troy	W, 28-26
Sept. 7	Georgia Southern	L, 17-20
Sept. 14	at Minnesota	L, 0-27
Sept. 21	Eastern Washington	
Sept. 28	Texas A&M Commerce	
Oct. 5	at San Jose State	
Oct. 12	Oregon State	
Oct. 26	at Hawai'i	
Nov. 2	Colorado State	
Nov. 9	at Boise State	
Nov. 23	Air Force	
Nov. 30	at UNLV	

MEMPHIS (3-0, 0-0 AMERICAN)

Date	Opponent	Result
Aug. 31	North Alabama	W, 40-0
Sept. 7	Troy	W, 38-17
Sept. 14	at Florida State	W, 20-12
Sept. 21	at Navy	
Sept. 28	Middle Tennessee	
Oct. 11	at South Florida	
Oct. 19	North Texas	
Oct. 26	Charlotte	
Nov. 2	at UTSA	
Nov. 8	Rice	
Nov. 16	UAB	
Nov. 28	at Tulane	

IOWA (2-1, 0-0 BIG TEN)

Date	Opponent	Result
Aug. 31	Illinois State	W, 40-0
Sept. 7	Iowa State	L, 19-20
Sept. 14	Troy	W, 38-21
Sept. 21	at Minnesota	
Oct. 5	at Ohio State	
Oct. 12	Washington	
Oct. 19	at Michigan State	
Oct. 26	Northwestern	
Nov. 2	Wisconsin	
Nov. 9	at UCLA	
Nov. 23	at Maryland	
Nov. 29	Nebraska	

FLORIDA A&M (2-1, 0-0 SWAC)

Date	Opponent	Result
Aug. 24	vs. Norfolk State	W, 24-23
Aug. 31	South Carolina State	W, 22-18
Sept. 7	at Miami (Fla.)	L, 9-56
Sept. 21	at Troy	
Sept. 28	Alabama A&M	
Oct. 5	at Alabama State	
Oct. 19	at Jackson State	
Oct. 26	Southern	
Nov. 2	Texas Southern	
Nov. 9	at Prairie View A&M	
Nov. 16	Mississippi Valley State	
Nov. 23	at Bethune-Cookman	

ULM (2-0, 0-0 SBC)

Date	Opponent	Result
Aug. 29	Jackson State	W, 30-14
Sept. 7	UAB	W, 32-6
Sept. 21	at Texas	
Sept. 28	at Troy	
Oct. 5	James Madison	
Oct. 12	Southern Miss	
Oct. 26	at South Alabama	
Nov. 2	at Marshall	
Nov. 9	Texas State	
Nov. 16	at Auburn	
Nov. 23	at Arkansas State	
Nov. 30	Louisiana	

TEXAS STATE (2-1, 0-0 SBC)

Date	Opponent	Result
Aug. 31	Lamar	W, 34-27
Sept. 7	UTSA	W, 49-10
Sept. 12	Arizona State	L, 28-31
Sept. 28	at Sam Houston State	
Oct. 3	at Troy	
Oct. 12	Arkansas State	
Oct. 19	at Old Dominion	
Oct. 29	Louisiana	
Nov. 9	at ULM	
Nov. 16	Southern Miss	
Nov. 23	Georgia State	
Nov. 29	at South Alabama	

SOUTH ALABAMA (1-2, 0-0 SBC)

Date	Opponent	Result
Aug. 31	North Texas	L, 38-52
Sept. 7	at Ohio	L, 20-27
Sept. 12	Northwestern State	W, 87-10
Sept. 19	at App State	
Sept. 28	at LSU	
Oct. 5	at Arkansas State	
Oct. 15	Troy	
Oct. 26	ULM	
Nov. 2	Georgia Southern	
Nov. 16	at Louisiana	
Nov. 23	at Southern Miss	
Nov. 29	Texas State	

ARKANSAS STATE (2-1, 0-0 SBC)

Date	Opponent	Result
Aug. 31	Central Arkansas	W, 34-31
Sept. 7	Tulsa	W, 28-24
Sept. 14	at Michigan	L, 18-28
Sept. 21	at Iowa State	
Oct. 5	South Alabama	
Oct. 12	at Texas State	
Oct. 19	at Southern Miss	
Oct. 26	Troy	
Nov. 9	at Louisiana	
Nov. 16	at Georgia State	
Nov. 23	ULM	
Nov. 30	Old Dominion	

COASTAL CAROLINA (3-0, 0-0 SBC)

Date	Opponent	Result
Aug. 31	at Jacksonville State	W, 55-27
Sept. 7	William & Mary	W, 40-21
Sept. 14	at Temple	W, 28-20
Sept. 21	Virginia	
Oct. 5	Old Dominion	
Oct. 10	at James Madison	
Oct. 19	Louisiana	
Nov. 2	at Troy	
Nov. 7	App State	
Nov. 16	at Marshall	
Nov. 23	Georgia Southern	
Nov. 30	at Georgia State	

GEORGIA SOUTHERN (2-1, 0-0 SBC)

Date	Opponent	Result
Aug. 31	Boise State	L, 45-56
Sept. 7	at Nevada	W, 20-17
Sept. 14	South Carolina State	W, 42-14
Sept. 21	at Ole Miss	
Sept. 28	at Georgia State	
Oct. 12	Marshall	
Oct. 19	James Madison	
Oct. 24	at Old Dominion	
Nov. 2	at South Alabama	
Nov. 16	Troy	
Nov. 23	at Coastal Carolina	
Nov. 30	App State	

LOUISIANA (2-0, 0-0 SBC)

Date	Opponent	Result
Aug. 31	Grambling State	W, 40-10
Sept. 7	at Kennesaw State	W, 34-10
Sept. 21	Tulane	
Sept. 28	at Wake Forest	
Oct. 5	at Southern Miss	
Oct. 12	App State	
Oct. 19	at Coastal Carolina	
Oct. 29	at Texas State	
Nov. 9	Arkansas State	
Nov. 16	South Alabama	
Nov. 23	Troy	
Nov. 30	at ULM	

SOUTHERN MISS (1-2, 0-0 SBC)

Date	Opponent	Result
Aug. 31	at Kentucky	L, 0-31
Sept. 7	SE Louisiana	W, 35-10
Sept. 14	South Florida	L, 24-49
Sept. 21	at Jacksonville State	
Oct. 5	Louisiana	
Oct. 12	at ULM	
Oct. 19	Arkansas State	
Oct. 26	at James Madison	
Nov. 9	Marshall	
Nov. 16	at Texas State	
Nov. 23	South Alabama	
Nov. 30	at Troy	

GAME FOUR
 |
 GAME COMPARISON

GAME..... SCORE	FIRST DOWNS		RUSHING NO-YDS-TD	C-A-I	PASSING		TOT OFF PL-YDS	PUNTS NO-AVG	FUM F-L	PENALTIES		TIME OF POSS
	TOT	RU-PA-PE			YDS	TD				NO-YDS	3DN	
Troy.....26	23	11-10-2	36-191-2	20-30-0	200	1	66-391	4-30.8	0-0	4-40	9-of-16	30:25
vs. Nevada28	16	8-8-0	34-214-2	18-21-0	179	2	55-393	3-37.7	1-0	4-45	7-of-12	29:35
Troy.....17	17	6-8-3	34-101-2	16-26-0	150	0	60-251	5-44.6	1-1	8-73	9-of-16	31:06
at Memphis38	25	12-7-6	29-211-4	20-30-0	161	1	59-372	3-46.3	0-0	7-71	4-of-8	28:54
Troy.....21	10	4-6-0	21-24-0	16-26-1	253	2	47-253	8-40.1	2-0	6-39	4-of-12	23:41
at Iowa.....38	25	16-7-2	45-284-3	20-24-0	178	1	69-462	4-49.2	1-0	0-0	7-of-13	36:19

#0 GERALD GREEN

Rushes: 11 (Nevada, 2024)
Rush Yards: 40 (Nevada, 2024)
Long Rush: 16 (Georgia State, 2023)
Rushing TDs: 1 (Nevada, 2024)

#1 LONDON PARKER

Receptions: 2 (4x, last Iowa, 2024)
Receiving Yards: 37 (ULM, 2023)
Long Catch: 29 (Texas State, 2023)
Receiving TDs: 1 (Texas State, 2023)

#2 PEYTON HIGGINS

Receptions: 7 (Memphis, 2024)
Receiving Yards: 77 (Alabama A&M, 2022)
Receiving TDs: 1 (Alabama A&M, 2022)
Long Catch: 39 (Alabama A&M, 2022)

#3 DAMIEN TAYLOR

Rushes: 13 (Arkansas State, 2023)
Rush Yards: 103 (Nevada, 2024)
Long Rush: 45 (Georgia State, 2023)
Rushing TDs: 1 (3x, last Nevada, 2024)
Receptions: 1 (4x, last ULM, 2023)
Receiving Yards: 4 (2x, last Georgia State, 2023)
Long Catch: 4 (2x, last Georgia State, 2023)
Receiving TDs: 1 (ULM, 2023)

#4 JARRIS WILLIAMS

Rushes: 6 (Stephen F. Austin, 2023)
Rush Yards: 48 (Stephen F. Austin, 2023)
Long Rush: 25 (Stephen F. Austin, 2023)
Rushing TDs: 1 (Stephen F. Austin, 2023)
Receptions: 1 (Kansas State, 2023)
Receiving Yards: 0 (Kansas State, 2023)

#6 CHRIS LEWIS

Receptions: 5 (Kansas State, 2023)
Receiving Yards: 120 (South Alabama, 2023)
Receiving TDs: 3 (South Alabama, 2023)
Long Catch: 64 (Arkansas State, 2023)
Passing TDs: 1 (S. Miss, 2023)

#7 DEVONTE ROSS

Receptions: 7 (Nevada, 2024)
Receiving Yards: 142 (Iowa, 2024)
Long Catch: 63 (Iowa, 2024)
Receiving TDs: 2 (Iowa, 2024)

#8 ZERIAH BEASON

Receptions: 4 (Memphis, 2024)
Receiving Yards: 60 (Memphis, 2024)
Long Catch: 33 (Memphis, 2024)

#9 GOOSE CROWDER

Rushes: 10 (Nevada, 2024)
Rush Yards: 29 (Nevada, 2024)
Rushing TD: 1 (Memphis, 2024)
Long Rush: 12 (Nevada, 2024)
Passing Yards: 200 (Nevada, 2024)
Completions: 20 (Nevada, 2024)
Pass Attempts: 30 (Nevada, 2024)
Passing TDs: 1 (2x, last Nevada, 2024))
Long Pass: 29 (Nevada, 2024)
Total Offense: 229 (Nevada, 2024)

#10 TUCKER KILCREASE

Passing Yards: 73 (Iowa, 2024)
Passing TDs: 1 (Iowa, 2024)
Completions: 2 (Iowa, 2024)
Pass Attempts: 5 (Iowa, 2024)
Long Pass: 62 (Iowa, 2024)
Rushes: 5 (Iowa, 2024)
Rush Yards: 14 (Iowa, 2024)

Long Rush: 11 (Iowa, 2024)
Total Offense: 87 (Iowa, 2024)

#12 MATTHEW CALDWELL

Rushes: 4 (Memphis, 2024)
Rush Yards: 6 (Memphis, 2024)
Rushing TD: 1 (Memphis, 2024)
Long Rush: 4 (Memphis, 2024)
Passing Yards: 156 (Iowa, 2024)
Completions: 14 (Iowa, 2024)
Pass Attempts: 21 (Iowa, 2024)
Passing TDs: 1 (Iowa, 2024)
Long Pass: 63 (Iowa, 2024)
Total Offense: 132 (Iowa, 2024)

#14 ETHAN CONNER

Receptions: 6 (Iowa, 2024)
Receiving Yards: 51 (Stephen F. Austin, 2023)
Receiving TDs: 2 (Stephen F. Austin, 2023)
Long Catch: 23 (Iowa, 2024)

#15 JORDAN LOVETT

Rushes: 7 (Memphis, 2024)
Rush Yards: 25 (Stephen F. Austin, 2023)
Long Rush: 10 (S. Miss, 2023)
Receptions: 2 (Nevada, 2024)
Receiving Yards: -1 (Stephen F. Austin, 2023)
Long Catch: 1 (Nevada, 2024)

#22 TAE MEADOWS

Rushes: 1 (ULM, 2023)
Rush Yards: 5 (ULM, 2023)
Long Rush: 5 (ULM, 2023)
Rushing TDs: 1 (ULM, 2023)

#88 BRODY DALTON

Receptions: 2 (2x, last ULM, 2023)
Receiving Yards: 35 (Texas State, 2023)
Long Catch: 27 (Texas State, 2023)

#40 SCOTT TAYLOR RENFROE

Field Goals: 4 (Army, 2023)
Field Goal Attempts: 5 (Army, 2023)
Long Field Goal: 44 (Louisiana, 2023)

#48 ROBERT COLE

Punts: 7 (2x, last Iowa, 2024)
50-Plus Punts: 2 (2x, last Louisiana, 2023)
Inside the 20: 4 (JMU, 2023)
Long Punt: 60 (2x, last South Alabama, 2023)

- All career-highs are from career at Troy

#0 RAYMOND CUTTS

Tackles: 5 (Iowa, 2024)
Tackles for Loss: 1 (Iowa, 2024)

#1 PHILLIP LEE

Tackles: 4 (2x, last Nevada, 2024)
Tackles for Loss: 1.5 (Memphis, 2024)
Sacks: 1 (2x, last Army, 2023)

#2 STEVEN CATTLEDGE

Tackles: 4 (Duke, 2023)

#3 DEVIN LAFAYETTE

Tackles: 7 (Nevada, 2024)
Tackles for Loss: 1 (2x, last Memphis, 2024)
Pass Break Ups: 1 (Nevada, 2024)

#4 BRENDAN JACKSON

Tackles: 9 (Memphis, 2024)
Tackles for Loss: 1.5 (Nevada, 2024)
Pass Break Ups: 1 (2x, last Memphis, 2024)

#5 JAH-MAL WILLIAMS

Tackles: 1 (2x, last Iowa, 2024)

#6 TERRY THOMAS

Tackles: 8 (App State, 2022)
Sacks: 1.0 (S. Miss, 2023)
Tackles for Loss: 1.5 (Kansas State, 2023)
Interceptions: 1 (Alabama A&M, 2022)
Pass Break Up: 1 (Arkansas State, 2023)

#7 JORDAN STRINGER

Tackles: 12 (Iowa, 2024)
Tackles for Loss: 1 (4x, last Iowa, 2024)
Interceptions: 1 (Texas State, 2023)
Forced Fumbles: 1 (2x, last Nevada, 2024)
Sacks: 0.5 (Army, 2023)

#8 ERIC SHAW

Tackles: 2 (2x, last S. Miss, 2023)
Sacks: 0.5 (Arkansas State, 2023)
Tackles for Loss: 0.5 (2x, last ULM, 2023)

#9 DAMAJE YANCEY

Tackles: 9 (Nevada, 2024)
Tackles for Loss: 1 (2x, last Iowa, 2024)
Interceptions: 1 (Duke, 2023)
Pass Break Up: 1 (Memphis, 2024)

#10 JABARI STRAIT

Tackles: 1 (Memphis, 2024)

#11 DARRELL STARLING

Tackles: 4 (2x, last Southern Miss, 2021)
Fumble Recovery: 1 (Arkansas State, 2020)
Tackles for Loss: 1 (3x, last Arkansas State, 2023)
Pass Break Up: 1 (Southern Miss, 2021)

#12 TRENT HENRY

Tackles: 3 (Iowa, 2024)

#13 TJ THOMPSON

Tackles: 2 (Duke, 2023)
Forced Fumble: 1 (Texas State, 2023)

#14 CECIL POWELL

Tackles: 6 (Nevada, 2024)
Tackles for Loss: 0.5 (Nevada, 2024)

#21 LJ GREEN

Tackles: 5 (Nevada, 2024)
Tackles for Loss: 0.5 (Nevada, 2024)
Pass Break Ups: 1 (Nevada, 2024)

#24 RONDELL CARTER

Tackles: 2 (Nevada, 2024)

#25 JUSTIN POWE

Tackles: 9 (Nevada, 2024)
Pass Break Up: 1 (Arkansas State, 2023)

#26 DORION JACKSON

Tackles: 1 (ULM, 2023)
Fumble Recoveries: 1 (ULM, 2023)

#27 JOHN BUTLER

Tackles: 1 (App State, 2022)

#35 MALAKI PEGUES

Tackles: 5 (S. Miss, 2023)
Sacks: 1.5 (S. Miss, 2023)
Tackles for Loss: 1.5 (S. Miss, 2023)

#39 IAN CONERLY-GOODLEY

Tackles: 8 (Memphis, 2024)

#44 LUKE HODGE

Tackles: 1 (2x, last Memphis, 2024)

#53 JABRIL MCNEILL

Tackles: 2 (Nevada, 2024)

#93 KAM CURRY

Tackles: 6 (Iowa, 2024)

#95 LUIS MEDINA

Tackles: 7 (App State, 2021)
Tackles for Loss: 1.0 (3x, last S. Miss, 2023)
Sacks: 1.0 (3x, last S. Miss, 2023)

#98 JAMEL FILS-AIME

Tackles: 1 (2x, last Memphis, 2024)
Tackles for Loss: 1 (Memphis, 2024)

#99 JULIAN PETERSON

Tackles: 3 (Nevada, 2024)
Sacks: 1.5 (Arkansas State, 2023)
Tackles for Loss: 1.5 (Arkansas State, 2023)



SCAN FOR PLAYER
CAREER STATS



SCAN FOR COMPLETE
ROSTER & BIO

Shutout an opponent:Oct. 14, 2023, at Army (19-0)
 Rushed for more than 300 yards:Sept. 2, 2023, vs. Stephen F. Austin
 (42 rushes, 342 yards)
 Rushed for more than 400 yards:Sept. 14, 2002 vs. Southern Utah
 (52 rushes, 464 yards)
 Passed for more than 300 yards:Nov. 25, 2023, at Southern Miss
 (319 yards)
 Passed for more than 400 yards:Sept. 10, 2022, vs. Alabama A&M
 (464 yards)
 Recorded 600-699 yds offense:Nov. 9, 2019, vs. Georgia Southern
 (273 rushing, 330 passing, 603 total)
 Recorded more than 700 yds offense:Sept. 3, 2016 vs. Austin Peay
 (383 rushing, 323 passing, 706 total)
 Ran at least 100 playsOct. 12, 2013 at Georgia State (102 plays)
 Scored 50 or more points:Sept. 4, 2021, vs. Southern
 Returned the Opening Kickoff for TD:Sept. 29, 2018, vs. Coastal Carolina
 (96 yards by Marcus Jones)
 Scored on First Play:Sept. 3, 2016 vs. Austin Peay
 (48-yard run by Jordan Chunn)
 Scored on First Two Plays:Nov. 18, 2000 vs. Jacksonville State
 (65-yard pass from Brock Nutter to Jonathan Carter
 33-yard pass from Thad Buttone to Jonathan Carter)
 Scored on a Hail MarySept. 23, 2023, vs. Western Kentucky
 40-yard pass from Gunnar Watson to Chris Lewis, end of first half
 Scored on First Play of Second HalfOct. 1, 2016 at Idaho
 (John Johnson 60-yard pass from Brandon Silvers)
 Scored on First Play of SeasonSept. 3, 2016 vs. Austin Peay
 (48-yard run by Jordan Chunn)
 Rushed for less than 100 yards:Sept. 14, 2024, at Iowa
 (21 rushes, 24 yards)
 Passed for less than 100 yards:Nov. 17, 2018, vs. Texas State
 (13-27, 79 yards)
 Passed for less than 100 yds in 3 straight gams:Oct. 16-23-30, 2004
 at Arkansas State (73 yards); at LSU (60 yards); vs. Idaho (48 yards)
 Failed to record 200 yards total offense:Dec. 16, 2022, vs. UTSA
 (47 rushing, 113 passing, 160 total)
 Failed to record 100 yards total offense:Oct. 9, 1982 vs SE Louisiana
 (27 rushing, 48 passing, 75 total)
 Failed to score a touchdown and lost:Nov. 23, 2019, at Louisiana (3-53)
 Failed to score a touchdown and won:Nov. 17, 2018, vs. Texas State
 (12-7; four field goals)
 Held an opponent to less than 100 yards rushing:Nov. 18, 2023, vs. Louisiana
 (25 carries, 66 yards)
 Held an opponent to negative yards rushing:Sept. 18, 2021, at Southern Miss
 (39 carries, -1 yards)
 Held an opponent to less than 100 yards passing:Oct. 14, 2023, vs. Army
 (9-18, 78 yards)
 Held an opponent to less than 50 yards passing:Oct. 30, 2014
 at Georgia Southern (6-10, 40 yards)
 Held an opponent to less than 10 yards passing:Oct. 27, 2001
 vs. Southern Utah (1-8, 6 yards)
 Held opponent to less than 200 yards total offense:Sept. 24, 2022, vs. Marshall
 (96 rush, 78 pass, 174 total)
 Returned a kickoff for a touchdown:Sept. 14, 2019, vs. Southern Miss
 (69 yards by Reggie Todd)
 Returned a punt for a touchdown:Sept. 14, 2024, at Iowa
 (Devonte Ross, 77 yards)
 Blocked an opponent's punt:Dec. 5, 2020, at South Alabama (Kaylon Geiger)
 Blocked two opponent punts in a game:Oct. 26, 2002 vs. FAU
 Blocked an opponent's field goal attempt:Nov. 11, 2023, at ULM
 (Zach Edwards)
 Blocked an opponent's PAT try:Sept. 18, 2021, at Southern Miss
 (Will Cholah)
 Returned an interception for a TD:Sept. 2, 2023, vs. Stephen F. Austin
 (Reddy Steward, 45 yards)
 Returned a fumble for a touchdown:Dec. 2, 2023, vs. App State
 (Don Callis, 10 yards)
 Returned a fumble and an INT for touchdowns:Oct. 24, 2020, vs. Georgia State
 (Shakel Brown, 21-yard fumble; Reddy Steward, 35-yard INT)
 Attempted an on-side kickAug. 31, 2024, vs. Nevada (Unsuccessful)
 Converted an on-side kickOct. 10, 2020, vs. Texas State
 Attempted a fake punt:Nov. 9, 2019, vs. Georgia Southern (Successful)
 Attempted a fake field goal:Oct. 31, 2014, at Appalachian State
 (Unsuccessful, made first down but fumbled)
 Scored a safety:Dec. 5, 2020, at South Alabama
 TEAM
 Returned a PAT attempt for two points:Nov. 25, 2000
 Chris Archie vs. Appalachian State (INT, 102 yards)
 Had a player rush for 100 yards in a game:Aug. 31, 2024, vs. Nevada
 (Damien Taylor, 103 yards)
 2 players rush for 100 yards in a game:Oct. 4, 2018, vs. Georgia State
 (B.J. Smith, 143 yards; Kaleb Baker, 111 yards)

3 players rush for 100 yards in a game:Sept. 14, 2002 vs. S. Utah
 (Marrio Fraser, 125; DeWhitt Betterson, 122; LeBarron Black, 100)
 Quarterback rush for 100 yards in a game:Oct. 4, 2018, vs. Georgia State
 Kaleb Barker (5 carries, 111 yards)
 Player rushed for 100 yds in consecutive games:2022, Kimani Vidal
 (242 vs. ULM, 208 at Arkansas State)
 Player rushed for 100 yds in three consecutive games:2018, B.J. Smith
 (103 vs. Coastal Carolina; 140 vs. Georgia State; 111 at Liberty)
 Player rushed for 100 yds in four consecutive games:2018, B.J. Smith
 (103 vs. Coastal Carolina; 140 vs. Georgia St; 111 at Liberty, 170 at South Alabama)
 Player rushed for 100 yds in five consecutive games:2018, B.J. Smith
 (103 vs. Coastal Carolina; 140 vs. Georgia St; 111 at Liberty,
 170 at South Alabama, 103 vs. Louisiana)
 Player rush for more than 200 yards in a game:Sept. 2, 2023, vs. Stephen F. Austin
 (Kimani Vidal, 25 carries, 248 yards)
 Had a player record 40 carries in a game:Nov. 15, 2003 vs. Utah St
 (DeWhitt Betterson, 46 carries, 230 yards, 2 TDs)
 Had a player rush for three TD in a game:Dec. 2, 2023, vs. App State
 (Kimani Vidal - 5)
 Had a player rush for four TD in a game:Dec. 2, 2023, vs. App State
 (Kimani Vidal - 5)
 Player record 100 yards rushing and receiving :Sept. 9, 2000 vs. App State
 (Demontray Carter, 102 rushing & 153 receiving)
 2 players with more than 100 yards receiving in a game:Sept. 24, 2022, vs. Marshall
 (Tez Johnson, 121; Jabre Barber 101)
 3 players with more than 100 yards receiving in a game:Sept. 14, 2019, vs. Southern Miss
 (Geiger, 118; Eafford, 110; Whittemore, 110, McClain, 104)
 4 players with more than 100 yards receiving in a game:Sept. 14, 2019, vs. Southern Miss
 (Geiger, 118; Eafford, 110; Whittemore, 110, McClain, 104)
 Player with three or more touchdown receptions in game:Nov. 2, 2023, vs. South Alabama
 Chris Lewis (3)
 Made three field goals in a game:Sept. 24, 2022, vs. Marshall
 (Brooks Buce - 40, 25, 28)
 Make a game-winning FG with less than one minute in game..Oct. 17, 2020, vs. Eastern Kentucky
 (Evan Legassey, 47 yards, 0:02)
 Played an overtime game:Oct. 31, 2015 at Appalachian State
 (Appalachian State 44, Troy 41 3OT)
 Punted on third down:Oct. 12, 2002, vs. Mississippi State
 (3rd-and-16 from the Troy 4-yard line)
 A player record two interceptions in a game:Nov. 26, 2022, at Arkansas State
 (Reddy Steward)
 A player record three interceptions in a game:Nov. 15, 2014
 at Idaho (Montres Kitchens)
 A player recorded multiple interceptions in consecutive games.....Blace Brown
 (Sept. 24, 2016 vs. New Mexico State [2] & Oct. 1, 2016 at Idaho [2])
 Rallied from 17-point or more deficitNov. 5, 2022, at Louisiana; trailed 17-0, won 23-17
 20-Play Scoring DriveNov. 5, 2022, at Louisiana

LAST TIME ... AN OPPONENT

Shutout Troy:Sept. 20, 2014 at Georgia (0-66)
 Rushed for more than 300 yards:Nov. 7, 2020, at Georgia Southern
 (61 attempts, 326 yards)
 Passed for more than 300 yards:Oct. 1, 2022, at WKU
 (406 yards)
 Had more than 500 yards total offense:Dec. 12, 2020, vs. Coastal Carolina
 (176 rushing, 338 passing, 514 overall)
 Had more than 600 yards total offense:Sept. 26, 2020, at BYU
 (192 rushing, 472 passing, 664 overall)
 Returned a kickoff for a touchdown:Sept. 14, 2019, vs. Southern Miss
 (Jaylond Adams, 100 yards)
 Returned a punt for a touchdown:Sept. 2, 2017, at Boise State
 (Avery Williams, 81 yards)
 Returned two punts for TD in a game:Aug. 31, 2002 vs. Nebraska
 (DeJuan Groce, 83 and 72 yards)
 Returned a blocked punt for a touchdown:Dec. 3, 2011
 at Arkansas State (Jones)
 Blocked a Troy punt:Nov. 5, 2022, at Louisiana
 Blocked two Troy punts:Nov. 2, 2002 vs. Arkansas
 (Tom Crowder and Bo Mosley)
 Blocked a Troy field goal attempt:Dec. 5, 2020, at South Alabama
 Blocked a Troy field goal and returned for TD:Never (FBS era)
 Blocked a Troy PAT Attempt:Nov. 5, 2022, at Louisiana
 Returned an interception for a TD:Sept. 14, 2024, at Iowa
 Returned a fumble for a touchdown:Sept. 2, 2023, vs. Stephen F. Austin
 Returned a fumble and an INT for touchdowns:Sept. 7, 2002 vs. UAB
 (Chris Brown, 91-yard fumble; Gaylon Black, 30-yard INT)
 Scored a safety:Dec. 16, 2022, vs. UTSA
 Returned a missed PAT attempt for two points:Never
 A player rushed for 200 yards in a game:Nov. 26, 2011 at WKU
 (Bobby Rainey, 43 carries, 227 yards, 3 TDs)
 Converted a Fake Punt:Sept. 30, 2023, at Georgia State
 Failed on a Fake Punt:Sept. 17, 2016, at Southern Miss

GAME 1

NEVADA	0	6	15	7	28
TROY	7	7	3	9	26

AUG. 31 • TROY, ALA. • VETERANS MEMORIAL STADIUM • 27,412

	NEVADA	TROY
FIRST DOWNS	16	23
Rushing	8	11
Passing	8	10
Penalty	0	2
NET YARDS RUSHING	214	191
Rushing Attempts	34	36
Average Per Rush	6.3	5.3
Rushing Touchdowns	2	2
Yards Gained Rushing	228	203
Yards Lost Rushing	14	12
NET YARDS PASSING	179	200
Completions-Attempts-Int	18-21-0	20-30-0
Average Per Attempt	8.5	6.7
Average Per Completion	9.9	10.0
Passing Touchdowns	2	1
TOTAL OFFENSE YARDS	393	391
Total offense plays	55	66
Average Gain Per Play	7.1	5.9
Fumbles: Number-Lost	1-0	0-0
Penalties: Number-Yards	4-45	4-40
PUNTS-YARDS	3-113	4-123
Average Yards Per Punt	37.7	30.8
Net Yards Per Punt	34.7	30.8
Inside 20	2	1
50+ Yards	0	0
Touchbacks	0	0
Fair catch	1	2
KICKOFF-YARDS	5-297	5-318
Average Yards Per Kickoff	59.4	63.6
Net Yards Per Kickoff	40.8	36.8
Touchbacks	2	2
Fair Catch Yards	0	0
Punt returns: Number-Yards-TD	0-0-0	1-9-0
Average Per Return	0.0	9.0
Kickoff returns: Number-Yds-TD	3-84-0	3-43-0
Average Per Return	28.0	14.3
Interceptions: Number-Yds-TD	0-0-0	0-0-0
Fumble Returns: Number-Yds-TD	0-0-0	0-0-0
Miscellaneous Yards	0	0
Possession Time	29:35	30:25
1st Quarter	07:46	07:14
2nd Quarter	09:02	05:58
3rd Quarter	06:27	08:33
4th Quarter	06:20	08:40
Third-Down Conversions	7-12	9-16
Fourth-Down Conversions	0-1	1-1
Red-Zone Scores-Chances	4-4	4-4
Touchdowns	4	2
Field goals	0	2
Sacks By: Number-Yards	1-1	0-0
PAT Kicks	2-3	2-2
2Pts Conversions	1-1	0-1
Field Goals	0-1	2-2
Points off Turnover	0	0

- NOTABLE**
- OL Daniel King, QB Goose Crowder, LB Brendan Jackson, LB Jordan Stringer, K Scott Taylor Renfore, WR Chris Lewis
 - Troy lost the coin toss. The Trojans are now 8-21 the last three seasons and 3-12 the last two seasons on the coin toss; Nevada deferred to the second half.
 - The game was delayed eight minutes due to lightning during pregame warm-ups.
 - Daniel King extended his team-leading start streak to 29 games, while Scott Taylor Renfroe and Robert Cole started their 15th straight game.
 - Goose Crowder, Gerald Green, Landon Parker, Peyton Higgins, Ethan Conner, Elijah Prather, Boaz Stanley, Zerian Hudson, Raymond Cutts, Kam Curry, Brendan Jackson, Devin Lafayette, LJ Green, Damaje Yancey, Cecil Powell, Justin Powe, Will Spain, Nick Troemel and Colton Walls all made their first career starts.
 - Troy falls to 11-12 in season openers at the FBS level and 54-43-6 all-time in season openers.
 - Troy rushed for 190 yards in the game, snapping a winning streak of 18 straight games when topping the century mark. Troy is 20-2 in its last 22 games when rushing for more than 100 yards.
 - Damien Taylor rushed for 103 yards and a touchdown on just 11 carries; his yardage total was a career-best. His previous high was 82 yards against Army on Oct. 14, 2023.

STAT LEADERS

NEVADA						TROY							
Rushing	No	Yds	TD	Lg	Avg	Rushing	No	Yds	TD	Lg	Avg		
Red, Savion	11	135	0	69	12.3	Taylor, Damien	11	103	1	30	9.4		
Garwo, Patrick	9	53	0	53	5.9	Green, Gerald	11	40	1	16	3.6		
Passing	A	C	I	Yds	TD	Lng	Passing	A	C	I	Yds	TD	Lng
Lewis, Brendon	20	17	0	158	2	31	Crowder, Goose	30	20	0	200	1	29
Receiving	No.	Yds	TD	Long		Receiving	No.	Yds	TD	Long			
Smith, Jaden	6	81	0	25		Ross, Devonte	7	102	1	29			
Braham, Cortz	4	28	0	16		Higgins, Peyton	4	38	0	19			
Bellon, Marcus	3	38	1	31		Conner, Ethan	3	18	0	10			
Henry, Jace	3	31	1	17		Parker, Landon	2	27	0	23			

GAME 2

TROY	0	7	3	7	17
MEMPHIS	7	14	10	7	38

SEPT. 7 • MEMPHIS, TENN. • SIMMONS LIBERTY BANK STADIUM • 23,246

	TROY	MEM
FIRST DOWNS	17	25
Rushing	6	12
Passing	8	7
Penalty	3	6
NET YARDS RUSHING	101	211
Rushing Attempts	34	29
Average Per Rush	3.0	7.3
Rushing Touchdowns	2	4
Yards Gained Rushing	123	215
Yards Lost Rushing	22	4
NET YARDS PASSING	150	161
Completions-Attempts-Int	16-26-0	20-30-0
Average Per Attempt	5.8	5.4
Average Per Completion	9.4	8.0
Passing Touchdowns	0	1
TOTAL OFFENSE YARDS	251	372
Total offense plays	60	59
Average Gain Per Play	4.2	6.3
Fumbles: Number-Lost	1-1	0-0
Penalties: Number-Yards	8-73	7-71
PUNTS-YARDS	5-223	3-139
Average Yards Per Punt	44.6	46.3
Net Yards Per Punt	33.4	39.7
Inside 20	0	1
50+ Yards	1	1
Touchbacks	1	1
Fair catch	1	1
KICKOFF-YARDS	4-258	7-454
Average Yards Per Kickoff	64.5	64.9
Net Yards Per Kickoff	41.2	40.9
Touchbacks	3	6
Fair Catch Yards	0	0
Punt returns: Number-Yards-TD	0-0-0	1-36-0
Average Per Return	0.0	36.0
Kickoff returns: Number-Yds-TD	1-18-0	1-18-0
Average Per Return	18.0	18.0
Interceptions: Number-Yds-TD	0-0-0	0-0-0
Fumble Returns: Number-Yds-TD	0-0-0	0-0-0
Miscellaneous Yards	0	0
Possession Time	31:06	28:54
1st Quarter	07:47	07:13
2nd Quarter	08:01	06:59
3rd Quarter	07:10	07:50
4th Quarter	08:08	06:52
Third-Down Conversions	9-16	4-8
Fourth-Down Conversions	1-1	0-0
Red-Zone Scores-Chances	3-3	5-5
Touchdowns	2	4
Field goals	1	1
Sacks By: Number-Yards	0-0	1-3
PAT Kicks	2-2	5-5
2Pts Conversions	0-0	0-0
Field Goals	1-1	1-1
Points off Turnover	0	3

- NOTABLE**
- Goose Crowder finished with 16 rushing yards on two carries before leaving the game in the second quarter with an injury. He becomes the first Troy quarterback since Brandon Silvers in 2017 to rush for positive yards in consecutive games.
 - All three of Troy's quarterbacks finished with positive rushing yards - Goose Crowder (16), Tucker Kilcrease (12) and Matthew Caldwell (6).
 - The game marked the first time since Nov. 5, 2016, against UMass that two different Troy quarterbacks rushed for a touchdown in the same game; Brandon Silvers scored on a 3-yard run in the first quarter and Sawyer Smith scored a 7-yard touchdown in the fourth quarter.
 - Troy rushed for 101 yards in the game, marking a second straight contest when losing when rushing for more than 100 yards; the Trojans had won 18 straight games when rushing for more than 100 yards.
 - Troy held Seth Henigan to just 161 yards passing and one touchdown; it was Henigan's fewest passing yards since a 159-yard effort at UAB on Oct. 21, 2023, and the fourth-fewest in his career.
 - Troy held Memphis to 372 yards of total offense, the Tigers' second-fewest in their last 17 games.
 - Robert Cole booted a 59-yard punt, the third-longest of his career.
 - Scott Taylor Renfroe improved to 3-for-3 on the season on field goal attempts.

STAT LEADERS

TROY						MEMPHIS							
Rushing	No	Yds	TD	Lg	Avg	Rushing	No	Yds	TD	Lg	Avg		
Taylor, Damien	7	33	0	24	4.7	Andreson, Mario	17	125	2	26	7.4		
Green, Gerald	10	20	0	8	2.0	Desrosiers, Greg	8	59	0	28	7.4		
Crowder, Goose	2	16	1	11	8.0	Thomas, Brandon	2	3	2	2	1.5		
Passing	A	C	I	Yds	TD	Lng	Passing	A	C	I	Yds	TD	Lng
Caldwell, Matthew	19	11	0	113	0	33	Henigan, Seth	30	20	0	161	1	26
Crowder, Goose	7	5	0	37	0	12							
Receiving	No.	Yds	TD	Long			Receiving	No.	Yds	TD	Long		
Higgins, Peyton	7	53	0	15			Blankumsee, D.	4	50	0	26		
Beason, Zeriah	4	60	0	33			Taylor, Roc	4	27	0	12		
Ross, Devonte	3	27	0	12			Anderson, Mario	4	23	0	9		

GAME 3

TROY	0	14	7	0	21
IOWA	0	10	14	14	38

SEPT. 14 • IOWA CITY, IOWA • SIMMONS LIBERTY BANK STADIUM • 23,246

	TROY	IOWA
FIRST DOWNS	10	25
Rushing	4	16
Passing	6	7
Penalty	0	2
NET YARDS RUSHING	24	284
Rushing Attempts	21	45
Average Per Rush	1.1	6.3
Rushing Touchdowns	0	3
Yards Gained Rushing	59	305
Yards Lost Rushing	35	21
NET YARDS PASSING	229	178
Completions-Attempts-Int	16-26-1	20-24-0
Average Per Attempt	8.8	7.4
Average Per Completion	14.3	8.9
Passing Touchdowns	2	1
TOTAL OFFENSE YARDS	253	462
Total offense plays	47	69
Average Gain Per Play	5.4	6.7
Fumbles: Number-Lost	2-0	1-0
Penalties: Number-Yards	6-39	0-0
PUNTS-YARDS	8-321	4-197
Average Yards Per Punt	40.1	49.2
Net Yards Per Punt	38	20
Inside 20	1	1
50+ Yards	0	3
Touchbacks	1	2
Fair catch	2	1
KICKOFF-YARDS	4-260	7-455
Average Yards Per Kickoff	65.0	65.0
Net Yards Per Kickoff	38.2	40
Touchbacks	3	7
Fair Catch Yards	0	0
Punt returns: Number-Yards-TD	1-77-1	2-3-0
Average Per Return	77.0	-1.5
Kickoff returns: Number-Yds-TD	0-0-0	1-32-0
Average Per Return	0.0	32.0
Interceptions: Number-Yds-TD	0-0-0	1-28-1
Fumble Returns: Number-Yds-TD	0-0-0	0-0-0
Miscellaneous Yards	0	0
Possession Time	23:41	36:19
1st Quarter	7:02	07:58
2nd Quarter	05:52	09:08
3rd Quarter	05:02	09:58
4th Quarter	05:45	09:15
Third-Down Conversions	4-12	7-13
Fourth-Down Conversions	0-0	0-1
Red-Zone Scores-Chances	0-0	2-3
Touchdowns	0	2
Field goals	0	0
Sacks By: Number-Yards	2-14	4-30
PAT Kicks	3-3	5-5
2Pts Conversions	0-0	0-0
Field Goals	0-0	1-1
Points off Turnover	0	7

NOTABLE

• Troy entered the week ranked second nationally (Air Force 19) with 16 players starting their first game at the FBS level this year; that number rose to 20 following Saturday's game against Iowa.

• Devonte Ross became the first Troy player since Teddy Ruben against Charleston Southern to catch a touchdown pass and return a punt for a touchdown.

• Despite averaging five penalties per game this year, Iowa was not called for a single penalty by the Big Ten officiating crew.

• Devonte Ross finished with five catches for 142 yards; it was the most receiving yards by a Troy player since Kaylon Geiger's 145 yards against Coastal Carolina in 2019.

• Troy became just the sixth team since the 2022 season to throw for 229 yards or more against the Iowa defense; Troy did it with its second and third-string quarterbacks.

• Troy ran just 47 offensive plays in the game, its fewest since also running 47 plays at Georgia Southern on Nov. 14, 2015. The Trojans ran 46 plays in the 2015 season opener at NC State.

• Devonte Ross returned a punt 77 yards for a touchdown in the second quarter. It was Troy's first special teams touchdown since a 69-yard kickoff return for a touchdown by Reggie Todd against Southern Miss in 2019. It was Troy's first punt return for a touchdown since Cedarius Rookard's 58-yard return in Troy's win at Nebraska in 2018.

• Devonte Ross' 77-yard punt return for a touchdown was Troy's longest punt return touchdown since Leodis McKelvin's 84-yard return at FIU in 2007.

STAT LEADERS

TROY

Rushing	No	Yds	TD	Lg	Avg
Taylor, Damien	7	20	0	8	2.9
Kilcrease, Tucker	5	14	0	11	2.8

Passing	A	C	I	Yds	TD	Lng
Caldwell, Matthew	21	14	1	156	1	63
Kilcrease, Tucker	5	2	0	73	1	62

Receiving	No.	Yds	TD	Long
Conner, Ethan	6	50	0	23
Ross, Devonte	5	142	2	63
Parker, Landon	2	26	0	15

IOWA

Rushing	No	Yds	TD	Lg	Avg
Johnson, Kaleb	25	173	2	39	6.9
Patterson, Jazium	8	72	1	39	9.0

Passing	A	C	I	Yds	TD	Lng
McNamara, Cade	23	19	0	176	0	33
Sullivan, Brendan	1	1	0	2	1	2

Receiving	No.	Yds	TD	Long
Gill, Jacob	5	44	0	12
Ostrenga, Addison	4	9	1	6
Lachey, Luke	3	25	0	13



2024-25 Troy Football
Game Results
All games

Page 1/1
as of Sep 15, 2024

Team Results

	Date	Opponent		Score	Overall	Conf	Time	Attend
	08/31/2024	Nevada	L	26-28	0-1	0-0	3:13	27412
	09/07/2024	at Memphis	L	17-38	0-2	0-0	3:06	23246
	09/14/2024	at Iowa	L	21-38	0-3	0-0	3:04	69250



2024-25 Troy Football Individual Statistics All games

Page 1/2
as of Sep 15, 2024

Rushing

Player	gp	att	gain	loss	net	avg	td	lg	avg/g
Damien Taylor	3	25	161	5	156	6.2	1	30	52.0
Gerald Green	3	26	85	18	67	2.6	1	16	22.3
Goose Crowder	2	12	51	6	45	3.8	1	12	22.5
Jordan Lovett	2	10	33	3	30	3.0	0	8	15.0
Tucker Kilcrease	2	7	32	6	26	3.7	0	11	13.0
Jarris Williams	1	2	7	0	7	3.5	0	4	7.0
Devonte Ross	3	2	7	3	4	2.0	0	7	1.3
Matthew Caldwell	2	6	9	27	-18	-3.0	1	4	-9.0
Team	3	1	0	1	-1	-1.0	0	0	-0.3
Total	3	91	385	69	316	3.5	4	30	105.3
Opponents	3	108	748	39	709	6.6	9	69	236.3

Passing

Player	gp	effic	comp-att-int	pct	yds	td	lg	avg/g
Matthew Caldwell	2	122.2	25-40-1	62.5	269	1	63	134.5
Goose Crowder	2	130.3	25-37-0	67.6	237	1	29	118.5
Tucker Kilcrease	2	228.6	2-5-0	40.0	73	1	62	36.5
Total	3	132.4	52-82-1	63.4	579	3	63	193.0
Opponents	3	152.9	58-75-0	77.3	518	4	33	172.7

Receiving

Player	gp	no.	yds	avg	td	lg	avg/g
Devonte Ross	3	15	271	18.1	3	63	90.3
Peyton Higgins	3	12	91	7.6	0	19	30.3
Ethan Conner	3	9	68	7.6	0	23	22.7
Zeriah Beason	3	8	88	11.0	0	33	29.3
Landon Parker	3	5	54	10.8	0	23	18.0
Jordan Lovett	2	2	-2	-1.0	0	1	-1.0
Brody Dalton	3	1	9	9.0	0	9	3.0
Total	3	52	579	11.1	3	63	193.0
Opponents	3	58	518	8.9	4	33	172.7

Punt Returns

Player	no.	yds	avg	td	lg
Devonte Ross	1	77	77.0	1	77
Peyton Higgins	1	9	9.0	0	9
Total	2	86	43.0	1	77
Opponents	3	33	11.0	0	36

Interceptions

Player	no.	yds	avg	td	lg
Total	0	0	0.0	0	0
Opponents	1	28	28.0	1	28

Kick Returns

Player	no.	yds	avg	td	lg
Jordan Lovett	4	61	15.3	0	24
Total	4	61	15.3	0	24
Opponents	5	134	26.8	0	43

Fumble Returns

Player	no.	yds	avg	td	lg
Total	0	0	0.0	0	0
Opponents	1	0	0.0	0	0



2024-25 Troy Football Individual Statistics All games

Page 2/2
as of Sep 15, 2024

Scoring

Player			PAT						
	td	fg	kick	rush	rcv	pass	dxp	saf	pts
Devonte Ross	4	-	-	-	-	-	-	-	24
Scott Taylor Renfroe	-	3-3	7-7	-	-	-	-	-	16
Gerald Green	1	-	-	-	-	-	-	-	6
Matthew Caldwell	1	-	-	-	-	-	-	-	6
Damien Taylor	1	-	-	-	-	-	-	-	6
Goose Crowder	1	-	-	-	-	-	-	-	6
Total	8	3-3	7-7	0	0	0	0	0	64
Opponents	14	2-3	12-13	0	1	1	0	0	104

Field Goals

Player	fg	pct.	01-19	20-29	30-39	40-49	50-99	lg	blk
Scott Taylor Renfroe	3-3	100.0	1-1	1-1	1-1	0-0	0-0	30	0
Opponents	2-3	66.7	0-0	0-0	1-1	1-2	0-0	42	0

FG Sequence

Team Name	Troy	Opponents
Nevada	(30),(19)	48
Memphis	(22)	(32)
Iowa		(42)

Numbers in (parentheses) indicate field goal was made

Total Offense

Player	g	plays	rush	pass	total	avg/g
Goose Crowder	2	49	45	237	282	141.0
Matthew Caldwell	2	46	-18	269	251	125.5
Damien Taylor	3	25	156	0	156	52.0
Tucker Kilcrease	2	12	26	73	99	49.5
Gerald Green	3	26	67	0	67	22.3
Jordan Lovett	2	10	30	0	30	15.0
Jarris Williams	1	2	7	0	7	7.0
Devonte Ross	3	2	4	0	4	1.3
Team	3	0	-1	0	-1	-0.3
Total	3	173	316	579	895	298.3
Opponents	3	183	709	518	1227	409.0

Punting

Player	no.	yds	avg	lg	tb	fc	i20	50+	blk
Robert Cole	15	615	41.0	59	1	5	2	1	0
Evan Crenshaw	1	44	44.0	44	1	0	0	0	0
Team	1	8	8.0	0	0	0	0	0	0
Total	17	667	39.2	59	2	5	2	1	0
Opponents	10	449	44.9	59	3	3	4	4	0

Kickoffs

Player	no.	yds	avg	tb	ob	retn	net	ydlIn
Paddy McAteer	12	778	64.8	8	0			
Nick Troemel	1	58	58.0	0	0			
Total	13	836	64.3	8	0	5	38.6	26
Opponents	19	1206	63.5	15	0	4	40.5	24

All Purpose

Player	g	rush	rcv	pr	kr	ir	total	avg/g
Devonte Ross	3	4	271	77	0	0	352	117.3
Damien Taylor	3	156	0	0	0	0	156	52.0
Peyton Higgins	3	0	91	9	0	0	100	33.3
Jordan Lovett	2	30	-2	0	61	0	89	44.5
Zeriah Beason	3	0	88	0	0	0	88	29.3
Ethan Conner	3	0	68	0	0	0	68	22.7
Gerald Green	3	67	0	0	0	0	67	22.3
Landon Parker	3	0	54	0	0	0	54	18.0
Goose Crowder	2	45	0	0	0	0	45	22.5
Tucker Kilcrease	2	26	0	0	0	0	26	13.0
Brody Dalton	3	0	9	0	0	0	9	3.0
Jarris Williams	1	7	0	0	0	0	7	7.0
Matthew Caldwell	2	-18	0	0	0	0	-18	-9.0
Team	3	-1	0	0	0	0	-1	-0.3
Total	3	316	579	86	61	0	1042	347.3
Opponents	3	709	518	33	134	28	1422	474.0



2024-25 Troy Football
Overall Team Statistics
All games

Page 1/2
as of Sep 15, 2024

Team Statistics

	TROY	OPP
Scoring	64	104
Points per game	21.3	34.7
Points Off Turnovers	0	10
First Downs	50	66
Rushing	21	36
Passing	24	22
Penalty	5	8
Rushing Yardage	316	709
Yards gained rushing	385	748
Yards lost rushing	69	39
Rushing attempts	91	108
Average per rush	3.5	6.6
Average per game	105.3	236.3
TDs Rushing	4	9
Passing Yardage	579	518
Comp-Att-Int	52-82-1	58-75-0
Average per pass	7.1	6.9
Average per catch	11.1	8.9
Average per game	193.0	172.7
TDs Passing	3	4
Total offense	895	1227
Total plays	173	183
Average per play	5.2	6.7
Average per game	298.3	409.0
Kick returns: #-Yards	4-61	5-134
Punt returns: #-Yards	2-86	3-33
Int returns: #-Yards	0-0	1-28
Kick return average	15.3	26.8
Punt return average	43.0	11.0
Int return average	0.0	28.0
Fumbles-Lost	3-1	2-0
Penalties-Yards	18-152	11-116
Average per game	50.7	38.7
Punts-Yards	17-667	10-449
Average per punt	39.2	44.9
Net punt average	34.9	30.3
Kickoffs-Yards	13-836	19-1206
Average per kick	64.3	63.5
Net kick average	38.6	40.5
Time of possession / game	28:24	31:36
3rd-down conversion	22/44	18/33
3rd-down pct	50%	55%
4rd-down conversion	2/2	0/2



2024-25 Troy Football
Overall Team Statistics
All games

Page 2/2
as of Sep 15, 2024

	TROY	OPP
4rd-down pct	100%	0%
Sacks by-Yards	2-14	6-34
Misc Yards	0	0
Touchdowns scored	8	14
Field goals - attempts	3-3	2-3
On-Side kicks	0-1	0-0
Red-zone scores	(7-7) 100%	(11-12) 92%
Red-zone touchdowns	(4-7) 57%	(10-12) 83%
PAT-attempts	(7-7) 100%	(12-13) 92%
2-point conversion-attempts	(0-2) 0%	(1-1) 100%
Attendance	27412	92496
Games / Avg per game	1/27412	2/46248
Neutral site games	-	0/0

Score by Periods

Team	1st	2nd	3rd	4th	OT	TOT
Troy	7	28	13	16	0	64
Opponents	7	30	39	28	0	104



2024-25 Troy Football
Overall Defense Statistics
All games

Page 1/1
as of Sep 15, 2024

Team Defense

			Tackles				Sacks	Pass defense			Fumbles		blkd	
##	Player	gp	ua	a	tot	tfl/yds	no-yds	int-yds	brup	qbh	fr-yds	ff	kick	saf
4	Brendan Jackson	3	13	10	23	3-8	.	.	2	1
7	Jordan Stringer	3	14	6	20	1-6	1-6	.	.	1
25	Justin Powe	3	14	5	19
9	Damaje Yancey	3	12	5	17	2-5	.	.	1
3	Devin Lafayette	3	8	7	15	2-7	.	.	1	.	.	1	.	.
39	Ian Conerly-Goodly	2	11	3	14
14	Cecil Powell	3	4	9	13	0.5-1
0	Raymond Cutts	3	6	3	9	1-4
1	Phillip Lee	3	3	5	8	3-4	.	.	.	1
21	LJ Green	3	4	4	8	0.5-2	.	.	1
93	Kam Curry	3	4	2	6
95	Luis Medina	3	3	3	6	1
99	Julian Peterson	3	2	3	5	1-8	1-8
6	Terry Thomas	3	1	3	4
12	Trent Henry	3	1	3	4
11	Darrell Starling	3	2	1	3
53	Jabril McNeill	3	.	3	3
44	Luke Hodge	3	.	2	2
2	Steven Cattledge	3	.	2	2
5	Jah-Mal Williams	2	1	1	2
24	Rondell Carter	2	1	1	2
98	Jamel Fils-Aime	3	1	1	2	1-1
85	Fabian Rogosch	3	.	1	1
83	DJ Epps	1	1	.	1
10	Jabari Strait	2	1	.	1
8	Eric Shaw	3	.	1	1
32	Paddy McAteer	3	1	.	1
Totals		3	108	84	192	15-46	2-14	0-0	5	4	0-0	1	0	0
Opponents		3	90	84	174	21-72	6-34	1-28	9	6	1-0	3	0	0



2024-25 Troy Football
Red-Zone Results
All games

Page 1/1
as of Sep 15, 2024

Troy Inside Opponent Red-Zone

Date	Opponent	Score	Times	Times	Total			Rush	Pass	FGs	Failed to score inside RZ					
			In RZ	Scored	Pts			TDs	TDs	TDs	Made	FGA	Down	Int	Fumb	Half Game
08/31/2024	Nevada	L 26-28	4	4	19			2	1	1	2	2	0	0	0	0
09/07/2024	at Memphis	L 17-38	3	3	17			2	2	0	1	1	0	0	0	0
09/14/2024	at Iowa	L 21-38	0	0	0			0	0	0	0	0	0	0	0	0
Totals 7 of 7 (100.0%)			7	7	36			4	3	1	3	3	0	0	0	0

Opponents Inside Troy Red-Zone

Date	Opponent	Score	Times	Times	Total			Rush	Pass	FGs	Failed to score inside RZ					
			In RZ	Scored	Pts			TDs	TDs	TDs	Made	FGA	Down	Int	Fumb	Half Game
08/31/2024	Nevada	L 26-28	4	4	28			4	2	2	0	0	0	0	0	0
09/07/2024	Memphis	L 17-38	5	5	31			4	3	1	1	1	0	0	0	0
09/14/2024	Iowa	L 21-38	3	2	14			2	1	1	0	0	1	0	0	0
Totals 11 of 12 (91.7%)			12	11	73			10	6	4	1	1	1	0	0	0



2024-25 Troy Football
Team Game-by-Game Comparison
All games

Page 1/1
as of Sep 15, 2024

Opponent	Score	First Downs				Rushing Number-Yards	Passing		Total Offense Plays-Yards	Return Yards	Turn- Overs
		Total	Rush	Pass	Pen		Comp-Att.-Int	Yards			
Nevada	26-28	23 / 16	11 / 8	10 / 8	2 / 0	36-191 / 34-214	20-30-0 / 18-21-0	200 / 179	66-391 / 55-393	52 / 84	0 / 0
Memphis	17-38	17 / 25	6 / 12	8 / 7	3 / 6	34-101 / 29-211	16-26-0 / 20-30-0	150 / 161	60-251 / 59-372	18 / 54	1 / 0
Iowa	21-38	10 / 25	4 / 16	6 / 7	0 / 2	21-24 / 45-284	16-26-1 / 20-24-0	229 / 178	47-253 / 69-462	77 / 57	1 / 0
Totals	64-104	50 / 66	21 / 36	24 / 22	5 / 8	91-316 / 108-709	52-82-1 / 58-75-0	579 / 518	173-895 / 183-1227	147 / 195	2 / 0

Opponents	3rd Down		4th Down		Time of		TOP Margin	Avg		Avg	Avg	Punting Number-Avg	Penalties		Sacks
	Conversion		Conversion		Possession			Yds/Rush	Yds/Pass				Number-Yards		
Nevada	9-16 / 7-12		1-1 / 0-1		30:25 / 29:35		00:50	5.3 / 6.3	6.7 / 8.5	5.9 / 7.1		4-30.8 / 3-37.7	4-40.0 / 4-45.0		0 / 1
Memphis	9-16 / 4-8		1-1 / 0-0		31:06 / 28:54		02:12	3.0 / 7.3	5.8 / 5.4	4.2 / 6.3		5-44.6 / 3-46.3	8-73.0 / 7-71.0		0 / 1
Iowa	4-12 / 7-13		0-0 / 0-1		23:41 / 36:19		-12:38	1.1 / 6.3	8.8 / 7.4	5.4 / 6.7		8-40.1 / 4-49.3	6-39.0 / 0-0.0		2 / 4
Totals	22-44 / 18-33		2-2 / 0-2		85:12 / 94:48		-09:36	3.5 / 6.6	7.1 / 6.9	5.2 / 6.7		17-39.2 / 10-44.9	18-152.0 / 11-116.0		2 / 6

Note: Game totals are displayed in the format TEAM/OPPONENT for each category



2024-25 Troy Football
Passing Game-by-Game
All games

Page 1/1
as of Sep 15, 2024

#9 Goose Crowder	Comp	Att	Int	Pct	Yards	TD	Long	Sacked	Effic.
Nevada	20	30	0	66.7	200	1	29	1-1	133.7
Memphis	5	7	0	71.4	37	0	12	0-0	115.8
Totals	25	37	0	67.6	237	1	29	1-1	130.3

#10 Tucker Kilcrease	Comp	Att	Int	Pct	Yards	TD	Long	Sacked	Effic.
Iowa	2	5	0	40.0	73	1	62	2-6	228.6
Totals	2	5	0	40.0	73	1	62	2-6	228.6

#12 Matthew Caldwell	Comp	Att	Int	Pct	Yards	TD	Long	Sacked	Effic.
Memphis	11	19	0	57.9	113	0	33	1-3	107.9
Iowa	14	21	1	66.7	156	1	63	2-24	135.3
Totals	25	40	1	62.5	269	1	63	3-27	122.2



2024-25 Troy Football
Rushing/Receiving Game-by-Game
All games

Page 1/1
as of Sep 15, 2024

Rushing

Player	No-Yds/TD	Nevada	Mem	Iowa
Gerald Green	26-67/1	11-40/1	10-20/0	5-7/0
Damien Taylor	25-156/1	11-103/1	7-33/0	7-20/0
Goose Crowder	12-45/1	10-29/0	2-16/1	DNP
Jordan Lovett	10-30/0	3-20/0	7-10/0	DNP
Tucker Kilcrease	7-26/0	DNP	2-12/0	5-14/0
Matthew Caldwell	6--18/1	DNP	4-6/1	2--24/0
Jarris Williams	2-7/0	DNP	DNP	2-7/0
Devonte Ross	2-4/0	-	2-4/0	-

Receiving

Player	No-Yds/TD	Nevada	Mem	Iowa
Devonte Ross	15-271/3	7-102/1	3-27/0	5-142/2
Peyton Higgins	12-91/0	4-38/0	7-53/0	1-0/0
Ethan Conner	9-68/0	3-18/0	-	6-50/0
Zeriah Beason	8-88/0	2-17/0	4-60/0	2-11/0
Landon Parker	5-54/0	2-27/0	1-1/0	2-26/0
Jordan Lovett	2--2/0	2--2/0	-	DNP
Brody Dalton	1-9/0	-	1-9/0	-



2024-25 Troy Football
Total Tackles Game-by-Game
All games

Page 1/1
as of Sep 15, 2024

Total Tackles

Player	S-A	Total	Nevada	Mem	Iowa
Brendan Jackson	13-10	23	2-5	5-4	6-1
Jordan Stringer	14-6	20	4-2	2-0	8-4
Justin Powe	14-5	19	5-4	4-1	5-0
Damaje Yancey	12-5	17	3-3	3-2	6-0
Devin Lafayette	8-7	15	3-5	2-1	3-1
Ian Conerly-Goodly	11-3	14	DNP	5-3	6-0
Cecil Powell	4-9	13	0-6	4-0	0-3
Raymond Cutts	6-3	9	0-2	2-0	4-1
LJ Green	4-4	8	1-4	1-0	2-0
Phillip Lee	3-5	8	1-3	1-2	1-0
Kam Curry	4-2	6	-	-	4-2
Luis Medina	3-3	6	2-3	-	1-0
Julian Peterson	2-3	5	0-3	-	2-0
Terry Thomas	1-3	4	0-2	1-1	-
Trent Henry	1-3	4	-	0-1	1-2
Darrell Starling	2-1	3	0-1	2-0	-
Jabril McNeill	0-3	3	0-2	-	0-1
Jah-Mal Williams	1-1	2	0-1	DNP	1-0
Rondell Carter	1-1	2	1-1	-	DNP
Jamel Fils-Aime	1-1	2	0-1	1-0	-
Steven Cattledge	0-2	2	0-1	-	0-1
Luke Hodge	0-2	2	0-1	0-1	-
Jabari Strait	1-0	1	DNP	1-0	-
Paddy McAteer	1-0	1	-	-	1-0
DJ Epps	1-0	1	DNP	DNP	1-0
Eric Shaw	0-1	1	-	0-1	-
Fabian Rogosch	0-1	1	-	0-1	-



2024-25 Troy Football
Sacks Game-by-Game
All games

Page 1/1
as of Sep 15, 2024

Player	UA-A	Total	Nevada	Mem	Iowa
Jordan Stringer	1-0	1	-	-	1-6
Julian Peterson	1-0	1	-	-	1-8



2024-25 Troy Football
Tackles For Loss Game-by-Game
All games

Page 1/1
as of Sep 15, 2024

Player	UA-A	Total	Nevada	Mem	Iowa
Phillip Lee	2-2	3.0	0.5-1	1.5-2	1.0-1
Brendan Jackson	2-2	3.0	1.5-3	0.5-2	1.0-3
Devin Lafayette	2-0	2.0	1.0-6	1.0-1	-
Damaje Yancey	2-0	2.0	1.0-3	-	1.0-2
Raymond Cutts	1-0	1.0	-	-	1.0-4
Jordan Stringer	1-0	1.0	-	-	1.0-6
Jamel Fils-Aime	1-0	1.0	-	1.0-1	-
Julian Peterson	1-0	1.0	-	-	1.0-8
Cecil Powell	0-1	0.5	0.5-1	-	-
LJ Green	0-1	0.5	0.5-2	-	-



2024-25 Troy Football
Fumbles Game-by-Game
All games

Page 1/1
as of Sep 15, 2024

Fumbles

Player	No-Lost	Nevada	Mem	Iowa
Gerald Green	1-1	-	1-1	-
Tucker Kilcrease	1-0	DNP	-	1-0
Matthew Caldwell	1-0	DNP	-	1-0

Fumbles Forced

Player	Number	Nevada	Mem	Iowa
Devin Lafayette	1	1	-	-

Fumbles Recovered

Player	Number	Nevada	Mem	Iowa
--------	--------	--------	-----	------



2024-25 Troy Football
All-Purpose Yards Game-by-Game
All games

Page 1/1
as of Sep 15, 2024

Player	Total	Nevada	Mem	Iowa
Devonte Ross	352	102	31	219
Damien Taylor	156	103	33	20
Peyton Higgins	100	47	53	-
Jordan Lovett	89	61	28	DNP
Zeriah Beason	88	17	60	11
Ethan Conner	68	18	-	50
Gerald Green	67	40	20	7
Landon Parker	54	27	1	26
Goose Crowder	45	29	16	DNP
Tucker Kilcrease	26	DNP	12	14
Brody Dalton	9	-	9	-
Jarris Williams	7	DNP	DNP	7
Matthew Caldwell	-18	DNP	6	-24



2024-25 Troy Football
Returns Game-by-Game
All games

Page 1/1
as of Sep 15, 2024

Punt Returns

Player	No-Yds	Nevada	Mem	Iowa
Devonte Ross	1-77	-	-	1-77
Peyton Higgins	1-9	1-9	-	-

Kick Returns

Player	No-Yds	Nevada	Mem	Iowa
Jordan Lovett	4-61	3-43	1-18	DNP

Interceptions Returns

Player	No-Yds	Nevada	Mem	Iowa
--------	--------	--------	-----	------

Fumble Returns

Player	No-Yds	Nevada	Mem	Iowa
--------	--------	--------	-----	------