

# TROY TROJANS



VS



## GAME NINE

### 2024 SCHEDULE

Date	Opponent	Time/Result
Aug. 31	Nevada (ESPN+)	L, 26-28
Sept. 7	at Memphis (ESPNU)	L, 17-38
Sept. 14	at Iowa (FS1)	L, 21-38
Sept. 21	Florida A&M (ESPN+)	W, 34-12
Sept. 28	ULM (ESPN+)	L, 9-13
Oct. 3	Texas State (ESPN2)	L, 17-38
Oct. 15	at South Alabama (ESPN2)	L, 9-25
Oct. 26	at Arkansas State (ESPN+)	L, 31-34
Nov. 2	Coastal Carolina (ESPN+)	3 p.m.
Nov. 16	at Georgia Southern	TBA
Nov. 23	at Louisiana	TBA
Nov. 30	Southern Miss	3 p.m.

### TROY BY THE NUMBERS

**3** Drives this season in which Troy has not allowed a big play (12-plus yard run, 15-plus yard pass) that has resulted in points (3-for-39); conversely, Troy has allowed points on 37-of-51 drives when allowing a big play

**3** Different quarterbacks have started multiple games this season ... Goose Crowder (4), Matthew Caldwell (2) and Tucker Kilcrease (2)

**11** Tackles for loss by middle linebacker Brendan Jackson, which ranks as the ninth most in the country. He has 6.5 in his last two games

**15** Tackles for loss by the Troy defense at South Alabama, tied for the fourth most in Troy's FBS history

**21** Opponents since 2022 that Troy has held to 19 points or fewer, sixth most in the country

**28** Trojans (offense/defense) have made their first career FBS start this season, the second most in the country. The number swells to 32 when counting special teams and 36 when counting first-time starters at Troy

**38** Yards per touchdown average for Devonte Ross this season; he ranks sixth nationally this season with eight touchdown receptions, which have come from an average of 37.88 yards

**77** Yard punt return for a TD by Devonte Ross at Iowa; it was the first punt return allowed by Iowa since a Christian McCaffrey 63-yard return in the 2016 Rose Bowl

**94** Percent of Troy's drives with at least three first downs this season have resulted in a touchdown (19-of-20) ... the one that didn't, Troy took a knee to run out the clock

### TROY TROJANS

Record: 1-7, 0-4 Sun Belt  
 Head Coach: Gerard Parker  
 Record at Troy: 1-7 (1st Season)  
 Career Record: 1-13 (1st Full Season)

### COASTAL CAROLINA CHANTICLEERS

Record: 4-3, 1-3 Sun Belt  
 Head Coach: Tim Beck  
 Record at Coastal: 12-8 (2nd Season)  
 Career Record: 12-8 (2nd Season)

### GAME INFORMATION

Date: Nov. 2, 2024  
 Kickoff: 3:05 p.m.  
 Location: Troy, Ala.  
 Stadium: Veterans Memorial (30,000)  
 TV: ESPN+  
 Talent: Will Kollmeyer (PxP)  
 Ben Stanfield (Analyst)  
 Junior Louissaint (Sideline)  
 Radio: Troy Sports Radio Network  
 Talent: Barry McKnight (PxP)  
 Jerry Miller (Analyst)  
 Chris Blackshear (Sideline)

### SERIES

Series (Overall): 3-3  
 Series in Troy: 2-1  
 Series in Conway: 1-2  
 Neutral Site: 0-0  
 Parker vs. Coastal: 0-0



### DID YOU KNOW?

• Troy has forced 197 turnovers since the start of the 2016 season, which is the second most in the country

• Troy has started six different offensive line units in eight games this season, tied for the third most in the country (FSU, Middle Tennessee - 7)

• Troy's games in 2024 have averaged just 121.3 combined plays, the 11th fewest in the country (Kentucky, 116.5) ... Troy and Arkansas State combined to run 153 plays last week, the most in a Troy game this year. The previous high was 133 against Texas State

• Troy has scored 28-plus points in all six meetings against Coastal Carolina and 35-plus points in 5-of-6 meetings

• Paddy McAteer, who didn't kick an American football until April, ranks as the No. 24 KOS in the country by PFF and 14th, averaging 69.7 yards per attempt

• Troy's defense has started drives on its side of the field 11 times this season; of those drives, Troy's defense is allowing just an average of just 3.6 points per drive

• Big plays have been key to Troy's success offensively, the Trojans have scored on just 6.8 percent of its drives (3-of-48) without a big play (any pass of 15+ yards or a rush of 12+ yards). Troy has scored on 65.8 percent of drives with a big play (25-of-38)

• Chris Lewis will miss the 2024 season as a result of his 10-week chemotherapy treatment at Children's of Alabama in Birmingham and surgery this past spring to remove the tumor. He finished the 2023 season ranked 16th in the country with 10 touchdown catches and led the country, averaging 22.97 yards per catch

• Starting QB Goose Crowder will miss the rest of the 2024 season due to injury, he played in just 11 quarters over four games

• Devonte Ross is responsible for 39.4 percent (13-of-33) of Troy's plays of 20-plus yards this season

• Troy is one of three teams in the country to score on every red zone opportunity (20-of-20) joining Kansas and Ohio State

### TALE OF THE TAPE

Offense	TROY	COASTAL
Points	164	223
Average	20.5	31.9
First Downs/Game	18.4	18.0
Total Offense	2631	2775
Average	328.9	396.4
Net Rushing	978	1272
Average	122.3	181.7
Net Passing	1653	1503
Average	206.6	214.7
Pass Attempts	220	187
Complete	137	101
Interceptions	7	4
Fumbles/Lost	11/4	8/3
Sacks Allowed/Yds.	17/121	5/29
3rd Down	49/105 (47%)	31/89 (35%)
FG/Att.	9/10	9/11
Avg. TOP	28:15	28:29
Penalties	56-500	48-441
Average	62.5	63.0

Defense	TROY	COASTAL
Points	226	221
Average	28.3	31.6
First Downs/Game	20.3	21.0
Total Defense	3136	2914
Average	392.0	416.3
Net Rushing	1436	1343
Average	179.5	191.9
Net Passing	1700	1571
Average	212.5	224.4
Pass Attempts	215	208
Complete	150	126
Interceptions	3	4
Fumble/Rec.	6/3	11/6
3rd Down	41/101 (41%)	45/103 (44%)
Sacks/Yds.	11/85	15/102

### SUN BELT STANDINGS

	SBC	OVERALL	STK
<b>EAST</b>			
Georgia Southern	3-1	5-3	L1
Old Dominion	3-1	4-4	W3
Marshall	2-1	4-3	W1
James Madison	2-2	6-2	W1
Coastal Carolina	1-2	4-3	L2
Appalachian State	1-3	3-4	W1
Georgia State	0-4	2-5	L4

	SBC	OVERALL	STK
<b>WEST</b>			
Louisiana	3-0	6-1	W4
Arkansas State	3-1	5-3	W2
South Alabama	3-1	4-4	W2
ULM	3-1	5-2	L1
Texas State	2-1	4-3	L1
<b>Troy</b>	<b>0-4</b>	<b>1-7</b>	<b>L4</b>
Southern Miss	0-4	1-7	L6

## WHO TO CONTACT

**Adam Prendergast, Associate AD/Communications & Creative Content** - Primary Contact  
334-670-3832 (o) | 334-372-5555 (c) | adamp@trojans.edu | @AdamP\_Troy

**Robert Stevens** - Secondary Contact  
315-807-8109 (c) | restevens@trojans.edu

## TROY PRACTICE POLICIES

All of Troy's practices are closed to the public. Limited media access is available and media must contact the Troy Athletics Communications Office by 10 a.m. the day of practice if they wish to attend. The Troy Athletics Communications Office will do its best to provide B-Roll to media outlets weekly.

What's Open: Still and video photography is allowed during non-team and 7-on-7 periods; the use of any live streaming is NOT allowed during practice. Any injuries sustained during the open portion of practice are asked to not be reported on until confirmed by the Troy medical staff.

Thursday's walk-thru and Friday's run-thru on home weeks are completely closed to the public and to the media.

## TROY FOOTBALL INTERVIEW OPPORTUNITIES

### Sun Belt Conference Weekly Coaches Zoom -- Monday 11:26 a.m.

This is the best opportunity for out-of-town media to ask questions about the upcoming week and any player feature stories. Troy is scheduled to be on the call at 11:12 a.m. every Monday morning -- please note that the conference sometimes runs early and late, so it is advised that media members be on the Zoom at least five minutes early. For more information about the Sun Belt Weekly Coaches Zoom contact Sam Knehans at sam@sunbeltsports.org.

### Troy Weekly Press Conference -- Monday 11:35 a.m.

Players and coaches are available each Monday during the season at a weekly press conference. For the 2024 season, this press conference will be held virtually via Zoom at 11:35 a.m. **PLAYER & COACH REQUESTS MUST BE MADE BY 5 P.M. ON SUNDAY.**

Audio and video of Troy's portion of the press conference will be posted to TroyTrojans.com Tuesday afternoon. Video of the press conference will also be available for download; contact Adam Prendergast for details.

### Post Practice in Person

Players and coaches will be available after practice via appointment only; please contact the Troy Communications Office to schedule.

### By Phone Via Appointment

Players and coaches will have limited availability to do phone interviews early in the week, however it is advised that all out-of-town media participate in the Sun Belt Teleconference as we **CAN NOT** guarantee phone availability. Contact the Troy Athletics Communications Office to schedule an interview.

## TROY PHOTO & VIDEO DOWNLOAD

Troy football photos & selected video produced by the Troy Athletic Media Relations department is available for download. Video can be accessed via TroyTrojans.com/FootballVideo, while audio can be downloaded via TroyTrojans.com/fbphotos.

## CREDENTIALS

All credential requests for Troy home games must be completed online at TroyTrojans.com/Credentials.

## ON THE WEB

### TroyTrojans.com

The official online home of Troy Athletics, TroyTrojans.com, is the number one stop on the web for all the up to date information you need on the Trojan football team.

Schedules, results, rosters, bios, stats, general releases, game notes, depth chart and the 2024 Troy Football Media Guide can all be found at TroyTrojans.com

### sunbeltsports.org

The official online home of the Sun Belt Conference, sunbeltsports.org, has updated league standings, results, schedules and notes.

### collegepressbox.com

collegepressbox.com is the official media Web site for Sun Belt football. Access and download weekly game notes, quotes, stats, media guides and more for the conference and each of its nine member schools. Login information will be distributed to accredited media or you can apply for a password by sending an e-mail to password@collegepressbox.com. The following conferences are represented on collegepressbox.com -- ACC, American Athletic, Big 10, Big 12, C-USA, MAC, Mountain West, Pac 12, SEC, Sun Belt, WAC and four independents (Army, Navy, Notre Dame, BYU). The site also has logos and information for all of the NCAA bowl games and postseason awards.

### goccusports.com

This week's opponent's athletic website.

**Facebook.com/TroyTrojansFB**  
**Twitter.com/TroyTrojansFB**  
**Instagram/troytrojansfootball**

## TROY GAME WEEK SCHEDULE

*Troy's Practices are Closed to the Public and Open to the Media Unless Otherwise Noted*

SUNDAY	MONDAY	TUESDAY	WEDNESDAY	THURSDAY	FRIDAY	SATURDAY
Off Day	<b>Sun Belt Zoom</b> 11:26 a.m.  <b>Press Conference Zoom</b> 11:35 a.m.  <b>Practice</b> 2:50-5:20 p.m. No Interviews  <b>Trojan Talk</b> 6-7 p.m. Baumhower's	<b>Practice</b> 2:50-5:20 p.m.	<b>Practice</b> 2:50-5:20 p.m.	<b>Practice</b> 2:50-5:20 p.m. No Interviews	<b>Practice</b> 2:50-5:20 p.m. No Interviews	<b>Troy vs. Coastal</b> 3 p.m.

OFFENSE

QB	10	Tucker Kilcrease	6-1	205	So.	Brantley, Ala.
OR	12	Matthew Caldwell	6-4	212	Jr.	Auburn, Ala.
RB	3	Damien Taylor	5-10	221	Jr.	Northport, Ala.
OR	0	Gerald Green	6-0	192	Sr.	Columbus, Ga.
WR-X	1	Landon Parker	6-3	205	Sr.	Concord, N.C.
OR	8	Zeriah Beason	6-0	200	Jr.	Dallas, Texas
OR	17	Roman Mothershead	6-4	175	R-Fr.	Montgomery, Ala.
WR-H	2	Peyton Higgins	5-10	181	Jr.	Florence, Ala.
OR	19	Jywon Boyd	6-0	175	Fr.	Troy, Ala.
	83	DJ Epps	6-1	181	So.	Seale, Ala.
WR-Z	7	Devonte Ross	5-11	161	Jr.	Cartersville, Ga.
	5	Mojo Dortch	6-0	163	So.	Lucedale, Miss.
TE	14	Ethan Conner	6-4	240	Sr.	Columbus, Miss.
OR	88	Brody Dalton	6-5	250	Jr.	Fyffe, Ala.
	89	Trae Swartz	6-5	250	Jr.	Ottumwa, Iowa
OR	86	Jackson Worley	6-4	241	R-Fr.	West Palm Beach, Fla.
LT	58	Elijah Prather	6-4	300	R-Fr.	LaVergne, Tenn.
	56	Carlos Slayden	6-4	292	Jr.	Corpus Christi, Texas
LG	66	Eli Russ	6-4	313	Jr.	Ardmore, Okla.
	75	Zerian Hudson	6-3	315	Jr.	Brookhaven, Miss.
C	50	Boaz Stanley	6-3	310	R-So.	Bogart, Ga.
	65	Tyler Cappi	6-3	305	So.	Priceville, Ala.
RG	67	Matt Henry	6-4	355	Jr.	Queensland, Australia
	55	Tavon Matthews	6-1	319	R-Sr.	Woodbridge, Va.
RT	74	Daniel King	6-5	340	Sr.	Cairo, Ga.
	71	Kyler Gibson	6-5	312	So.	Munford, Ala.

DEFENSE

DE	0	Raymond Cutts	6-3	243	Sr.	Orlando, Fla.
OR	53	Jabril McNeill	6-4	227	Jr.	Raleigh, N.C.
DT	95	Luis Medina	6-1	307	Jr.	Summerville, Ga.
	99	Julian Peterson	6-3	310	Jr.	Pinson, Ala.
	45	Cheick Kaba	6-2	275	Jr.	Minneapolis, Minn.
NT	93	Kam Curry	6-2	302	Jr.	Midland, Texas
OR	98	Jamel Fils-Aime	6-3	336	Jr.	Enterprise, Ala.
	96	Dylan Mann	6-1	309	Fr.	Kennesaw, Ga.
BAN	1	Phillip Lee	6-4	240	Jr.	Jacksonville, Fla.
OR	5	Jah-Mal Williams	6-4	230	Jr.	Carver Ranches, Fla.
WLB	7	Jordan Stringer	6-2	230	Jr.	Augusta, Ga.
	6	Terry Thomas	6-0	215	Jr.	Childersburg, Ala.
MLB	4	Brendan Jackson	6-2	230	Sr.	Statesboro, Ga.
	2	Steven Cattledge	6-3	225	R-Jr.	Columbus, Miss.
	44	Luke Hodge	6-1	225	So.	Oneonta, Ala.
SPEAR	3	Devin Lafayette	6-2	202	Jr.	Brunswick, Ga.
	11	Darrell Starling	6-1	218	Jr.	Pelham, Ga.
CB	21	LJ Green	5-10	170	R-Fr.	Montgomery, Ala.
	12	Trent Henry	5-11	190	Jr.	Miami, Fla.
	31	Shemar Welch	6-1	170	Fr.	Mobile, Ala.
CB	9	Damaje Yancey	6-1	187	Sr.	Long Beach, Calif.
	26	Dorion Jackson	6-2	195	R-Fr.	Wetumpka, Ala.
	10	Jabari Strait	6-2	172	Jr.	McCalla, Ala.
FS	39	Ian Conerly-Goodly	6-0	180	Jr.	Covington, La.
	14	Cecil Powell	6-0	215	Sr.	Ft. Lauderdale, Fla.
SS	25	Justin Powe	6-0	196	So.	Mobile, Ala.
	24	Rondell Carter	6-1	180	Fr.	Charlotte, N.C.

PRONUNCIATION GUIDE

No.	Name	Pronunciation
HC	Gerad Parker	He went to JARED
AC	Re'quan Boyette	RAY-kwan
AC	Kevin Reihner	REE-NER
4	Jarris Williams	JAR-us
5	Mojo Dortch	Rhymes with PORCH
8	Zeriah Beason	zuh-RYE-uh
9	Damaje Yancey	duh-MAHJ
15	Jordan Lovett	LOVE-it
15	Semaj James	suh-MAHJ
16	Trashun Griffin	TRAY-shawn
19	Jywon Boyd	JYE-wan
25	Justin Powe	POE
30	Nick Troemel	TROM-ul
32	Paddy McAteer	MAC-uh-TEER
33	Gage Theus	THEE-us
35	Max Zuluaga	zoo-LOO-AH-guh
35	Malaki Pegues	puh-GEESE
45	Cheick Kaba	CK KAH bah
49	Tyce Khatri	kah-TAR-ee
58	Elijah Prather	PRAY-ther
84	Caleb Chappelle	shah-PELL (Like Dave)
70	Casey Fua'au	foo-OW-ah
75	Zerian Hudson	ZAIR-ee-in
85	Fabian Rogosch	ROE-gosh
95	Luis Medina	Louis muh-DEEN-uh
98	Jamel Fils-Aime	FILLS-uh-MEE

SPECIAL TEAMS

K	40	Scott Taylor Renfroe	6-1	198	Jr.	Troy, Ala.
	30	Nick Troemel	6-0	178	R-Fr.	Newnan, Ga.
KOS	32	Paddy McAteer	6-3	212	R-So.	Mullaghbawn, Ireland
	30	Nick Troemel	6-0	178	R-Fr.	Newnan, Ga.
P	48	Robert Cole	5-10	210	Sr.	Coral Springs, Fla.
	28	Evan Crenshaw	6-4	188	Jr.	Ponte Vedra Beach, Fla.
LS	87	Colton Walls	6-3	233	R-Fr.	Millbrook, Ala.
	41	Will Spain	5-11	209	Jr.	Memphis, Tenn.
SS	41	Will Spain	5-11	209	Jr.	Memphis, Tenn.
	87	Colton Walls	6-3	233	R-Fr.	Millbrook, Ala.
H	48	Robert Cole	5-10	210	Sr.	Coral Springs, Fla.
	28	Evan Crenshaw	6-4	188	Jr.	Ponte Vedra Beach, Fla.
KR	7	Devonte Ross	5-11	161	Jr.	Cartersville, Ga.
	2	Peyton Higgins	5-10	181	Jr.	Florence, Ala.
PR	7	Devonte Ross	5-11	161	Jr.	Cartersville, Ga.
	2	Peyton Higgins	5-10	181	Jr.	Florence, Ala.

PROJECTED STARTERS LISTED IN BOLD

# GAME NINE | NUMERICAL ROSTER

No.	Name	Pos.	Ht.	Wt.	Yr.	Exp.	Hometown/Last School	No.	Name	Pos.
0	Raymond Cutts	DE	6-3	243	Sr.	1L	Orlando, Fla. / Garden City CC	54	Caleb Ash	OL
0	Gerald Green	RB	6-0	192	Sr.	TR	Columbus, Ga. / East Carolina	46	Gavyn Baker	LB
1	Phillip Lee	BAN	6-4	240	Jr.	2L	Jacksonville, Fla. / First Coast HS	42	Chad Barham	TE
1	Landon Parker	WR	6-3	205	Sr.	1L	Concord, N.C. / Wofford	8	Zeriah Beason	WR
2	Steven Cattledge	LB	6-3	225	R-Jr.	1L	Columbus, Miss. / East Mississippi CC	23	Kevin Beckham	WR
2	Peyton Higgins	WR	5-10	181	Jr.	3L	Florence, Ala. / Mars Hill Bible School	73	Tyler Bell	OL
3	Devin Lafayette	SPR	6-2	202	Jr.	TR	Brunswick, Ga. / Northern Illinois	26	DeWhitt Betterson Jr.	RB
3	Damien Taylor	RB	5-10	221	Jr.	3L	Northport, Ala. / Tuscaloosa County HS	77	Zak Bowden	OL
4	Brendan Jackson	LB	6-2	230	Sr.	TR	Statesboro, Ga. / Gardner-Webb	19	Jywon Boyd	WR
4	Jarris Williams	RB	5-10	199	Jr.	2L	Mobile, Ala. / Blount HS	23	KC Bradford	S
5	Mojo Dortch	WR	6-0	163	So.	TR	Lucedale, Miss. / California	81	Robert Bruce	WR
5	Jah-Mal Williams	BAN	6-4	230	Jr.	TR	Carver Ranches, Fla. / Cincinnati	47	Anthony Butler	BAN
6	Chris Lewis	WR	6-4	204	Jr.	1L	Pleasant Grove, Ala. / Kentucky	27	John Butler	S
6	Terry Thomas	LB	6-0	215	Jr.	2L	Childersburg, Ala. / Childersburg HS	12	Matthew Caldwell	QB
7	Devonte Ross	WR	5-11	161	Jr.	2L	Cartersville, Ga. / Cartersville HS	20	Keyshawn Campbell	LB
7	Jordan Stringer	LB	6-2	230	Jr.	2L	Augusta, Ga. / Laney HS	65	Tyler Cappi	OL
8	Zeriah Beason	WR	6-0	200	Jr.	TR	Dallas, Texas / Hutchinson CC	24	Rondell Carter	S
8	Eric Shaw	BAN	6-5	219	Jr.	2L	Reeltown, Ala. / South Carolina	2	Steven Cattledge	LB
9	Goose Crowder	QB	6-2	210	Jr.	1L	Gardendale, Ala. / West Virginia	84	Caleb Chappelle	WR
9	Damaje Yancey	CB	6-1	187	Sr.	1L	Long Beach, Calif. / Southern Utah	48	Robert Cole	P
10	Tucker Kilcrease	QB	6-1	205	So.	SQ	Brantley, Ala. / Brantley HS	39	Ian Conerly-Goodly	S
10	Jabari Strait	CB	6-2	172	Jr.	HS	McCalla, Ala. / NE Oklahoma A&M	14	Ethan Conner	TE
11	Caleb McCreary	QB	5-11	193	Fr.	HS	Montgomery, Ala. / Montgomery Catholic Prep	28	Evan Crenshaw	P
11	Darrell Starling	SPR	6-1	218	Jr.	4L	Pelham, Ga. / Pelham HS	33	LaMar Croskey	CB
12	Matthew Caldwell	QB	6-4	212	Jr.	TR	Auburn, Ala. / Gardner-Webb	80	Chase Cross	K
12	Trent Henry	CB	5-11	190	Jr.	TR	Miami, Fla. / Grambling State	9	Goose Crowder	QB
13	Ky McNulty	WR	6-4	192	Fr.	HS	Bay Minette, Ala. / Baldwin County HS	93	Kam Curry	DT
13	TJ Thompson	LB	6-0	218	Jr.	1L	Bolton, Miss. / East Central CC	0	Raymond Cutts	DE
14	Ethan Conner	TE	6-4	240	Sr.	1L	Columbus, Miss. / East Mississippi CC	88	Brody Dalton	TE
14	Cecil Powell	S	6-0	215	Sr.	TR	Ft. Lauderdale, Fla. / NC State	5	Mojo Dortch	WR
15	Semaj James	CB	6-0	194	Jr.	TR	Tallahassee, Fla. / Butler CC	30	Keion Dunlap	S
15	Jordan Lovett	RB	5-10	195	R-Fr.	1L	Statesboro, Ga. / Statesboro HS	83	DJ Epps	WR
16	Trashun Griffin	DE	6-4	263	Fr.	HS	Centreville, Ala. / Bibb County HS	98	Jamel Fils-Aime	DT
16	Montana Wells	QB	6-5	208	R-Fr.	TR	Magnolia, Texas / Houston Christian	70	Casey Fua'au	OL
17	Roman Mothershead	WR	6-4	175	R-Fr.	TR	Montgomery, Ala. / Pike Road HS	38	Tyler Geary	DE
17	Marlin Odom	CB	6-2	187	Fr.	HS	Lucedale, Miss. / George County HS	71	Kyler Gibson	OL
18	Jordan Perry	SPR	6-2	200	So.	TR	Jefferson, Ga. / Kansas State	78	Billy Gilmore	OL
19	Kevin Beckham	S	5-11	195	Fr.	HS	Mobile, Ala. / Baker HS	0	Gerald Green	RB
19	Jywon Boyd	WR	6-0	175	Fr.	HS	Troy, Ala. / Charles Henderson HS	21	LJ Green	CB
20	Keyshawn Campbell	LB	6-0	210	R-Fr.	1L	Vero Beach, Fla. / Vero Beach HS	16	Trashun Griffin	DE
20	Isaac Smith	WR	6-1	160	Fr.	HS	Birmingham, Ala. / Banks Academy	36	EJ Hall	CB
21	LJ Green	CB	5-10	170	R-Fr.	1L	Montgomery, Ala. / Montgomery Catholic	67	Matt Henry	OL
21	Trevor Pearson	RB	5-10	215	R-Fr.	TR	Montgomery, Ala. / Prairie View A&M	12	Trent Henry	CB
22	Tae Meadows	RB	5-10	195	So.	1L	Roanoke, Ala. / Handley HS	2	Peyton Higgins	WR
22	OJ Vaughan Jr.	S	5-9	185	Fr.	HS	Brooklyn, N.Y. / Wakulla (Fla.) HS	44	Luke Hodge	LB
23	KC Bradford	S	5-11	190	So.	1L	Troy, Ala. / Pike Liberal Arts School	75	Zerian Hudson	OL
24	Rondell Carter	S	6-1	180	Fr.	HS	Charlotte, N.C. / Julius Chambers HS	4	Brendan Jackson	LB
24	Ian Senn	WR	6-2	167	Fr.	HS	Ariton, Ala. / Ariton HS	26	Dorion Jackson	CB
25	Justin Powe	S	6-0	196	So.	1L	Mobile, Ala. / Davidson HS	72	Obatare Jackson	OL
26	DeWhitt Betterson Jr.	RB	6-0	213	So.	SQ	Ocala, Fla. / Vanguard HS	15	Semaj James	CB
26	Dorion Jackson	CB	6-2	195	R-Fr.	1L	Wetumpka, Ala. / Wetumpka HS	52	ShuMond Johnson	DE
27	John Butler	S	6-0	180	Jr.	2L	Sebastian River, Fla. / Sebastian River HS	45	Cheick Kaba	DT
28	Evan Crenshaw	P	6-4	188	Jr.	TR	Ponte Vedra, Fla. / Coastal Carolina	49	Tyce Khatri	TE
28	AZ Williams	BAN	5-11	195	Jr.	SQ	Milbrook, Ala. / Stanhope Elmore HS	10	Tucker Kilcrease	QB
29	Joe Lott	S	6-3	190	Fr.	HS	Mobile, Ala. / UMS-Wright Prep	74	Daniel King	OL
30	Keion Dunlap	S	6-1	215	Fr.	HS	Enterprise, Ala. / Enterprise HS	3	Devin Lafayette	SPR
30	Nick Troemel	K	6-0	178	R-Fr.	RS	Newnan, Ga. / Northgate HS	1	Phillip Lee	BAN
31	Shemar Welch	CB	6-1	170	Fr.	HS	Mobile, Ala. / McGill-Toolen HS	6	Chris Lewis	WR
32	Paddy McAteer	K	6-3	212	R-So.	HS	Mullaghbawn, Ireland / St. Mary's (Belfast)	29	Joe Lott	S
32	LaBarryon Moore	S	6-0	185	R-Fr.	RS	McCalla, Ala. / McAdory HS	15	Jordan Lovett	RB
33	LaMar Croskey	CB	5-8	179	So.	HS	Pinson, Ala. / Clay-Chalkville HS	96	Dylan Mann	DT
33	Gage Theus	K	5-11	171	Jr.	SQ	Andalusia, Ala. / South Alabama	34	Cooper Mason	TE
34	Cooper Mason	TE	6-1	185	R-Fr.	HS	Nashville, Tenn. / Grace Christian Academy	55	Tavon Matthews	OL

# NUMERICAL ROSTER | GAME NINE

No.	Name	Pos.	Ht.	Wt.	Yr.	Exp.	Hometown/Last School	No.	Name	Pos.
35	Malaki Pegues	BAN	6-4	212	R-Fr.	1L	Oxford, Miss. / Oxford HS	44	Brooks Mauk	TE
35	Max Zuluaga	K	6-0	214	Fr.	HS	Madison, Miss. / Madison Ridgeland Academy	32	Paddy McAteer	K
36	EJ Hall	CB	5-11	176	Fr.	HS	Tuskegee, Ala. / Booker T. Washington HS	11	Caleb McCreary	QB
37	Daivon Nelson	S	6-3	194	Jr.	TR	South Phoenix, Ariz. / Hutchinson CC	53	Jabril McNeill	DE
38	Tyler Geary	DE	6-1	210	So.	TR	New Port Richey, Fa. / Monmouth	13	Ky McNulty	WR
38	Krypto Norwood	S	5-11	180	Jr.	TR	Hattiesburg, Miss. / Pearl River CC	22	Tae Meadows	RB
39	Ian Conerly-Goodly	S	6-0	180	Jr.	TR	Covington, La. / Southeastern Louisiana	95	Luis Medina	DE
40	Scott Taylor Renfroe	K	6-1	198	Jr.	2L	Troy, Ala. / Pike Liberal Arts School	57	Noah Mercer	OL
40	Jaquarius Thomas	CB	5-11	164	Jr.	TR	Montgomery, Ala. / Shorter University	32	LaBarryon Moore	S
41	Will Spain	LS	5-11	209	Jr.	SQ	Memphis, Tenn. / Austin Peay	17	Roman Mothershead	WR
42	Chad Barham	TE	6-4	235	Fr.	HS	Henderson, Tenn. / Chester County HS	37	Daivon Nelson	S
42	Tyrek Thompson	S	6-2	185	Fr.	HS	Fairmont, N.C. / Fairmont HS	91	Kevin Norwood	DT
43	Kam Weaver	LB	6-3	191	Fr.	HS	Andalusia, Ala. / Andalusia HS	38	Krypto Norwood	S
44	Luke Hodge	LB	6-1	225	So.	1L	Oneonta, Ala. / Oneonta HS	17	Marlin Odom	CB
44	Brooks Mauk	TE	6-4	215	Fr.	HS	Matthews, N.C. / Weddington HS	51	Jaden Palms	DT
45	Cheick Kaba	DT	6-2	275	Jr.	TR	Minneapolis, Minn. / Iowa Western CC	69	Jermaine Paramore	DT
46	Gavyn Baker	LB	6-1	205	Fr.	HS	Moody, Ala. / Moody HS	1	Landon Parker	WR
47	Anthony Butler	BAN	6-3	201	Sr.	SQ	Pelham, Ala. / Culver-Stockton	21	Trevor Pearson	RB
48	Robert Cole	P	5-10	210	Sr.	1L	Coral Springs, Fla. / NM Military Institute	35	Malaki Pegues	BAN
49	Tyce Khatri	TE	6-0	252	R-Fr.	RS	Prattville, Ala. / Prattville HS	18	Jordan Perry	SPR
50	Boaz Stanley	OL	6-4	310	R-So.	1L	Bogart, Ga. / Georgia Military	90	Ty'Quarius Perry	DE
51	Jaden Palms	DT	6-1	290	Jr.	SQ	Chickasaw, Ala. / Chickasaw HS	99	Julian Peterson	DT
52	ShuMond Johnson	DE	6-2	243	Fr.	HS	Fairburn, Ga. / Creekside HS	62	Logan Potes	OL
53	Jabril McNeill	DE	6-4	227	Jr.	TR	Raleigh, N.C. / Louisburg CC	25	Justin Powe	S
54	Caleb Ash	OL	6-6	308	Fr.	HS	Atlanta, Ga. / Langston Hughes HS	14	Cecil Powell	S
55	Tavon Matthews	OL	6-1	319	R-Sr.	RS	Woodbridge, Va. / East Tennessee State	58	Elijah Prather	OL
56	Carlos Slayden	OL	6-4	292	Jr.	TR	Corpus Christi, Texas / Tyler JC	97	Kenny Reedy	DT
57	Noah Mercer	OL	6-3	306	R-Fr.	RS	Marianna, Fla. / Marianna HS	40	Scott Taylor Renfroe	K
58	Elijah Prather	OL	6-4	300	R-Fr.	RS	LaVergne, Tenn. / LaVergne HS	85	Fabian Rogosch	TE
59	Cam'Ron Underwood	DT	6-4	310	Fr.	HS	Prattville, Ala. / Prattville HS	7	Devonte Ross	WR
62	Logan Potes	OL	6-1	275	Fr.	HS	Matthews, N.C. / Weddington HS	66	Eli Russ	OL
63	Brian Senter	OL	6-3	325	Fr.	HS	Jefferson, Ga. / Jefferson HS	24	Ian Senn	WR
64	Ricky Timbers	OL	6-1	278	Fr.	HS	Midland City, Ala. / Dale County HS	63	Brian Senter	OL
65	Tyler Cappi	OL	6-3	305	So.	SQ	Priceville, Ala. / Priceville HS	8	Eric Shaw	BAN
66	Eli Russ	OL	6-4	313	Jr.	1L	Ardmore, Okla. / Oklahoma State	56	Carlos Slayden	OL
67	Matt Henry	OL	6-4	355	Jr.	TR	Queensland, Australia / NM Military Institute	20	Isaac Smith	WR
69	Jermaine Paramore	DT	6-2	257	Fr.	HS	Saraland, Ala. / Saraland HS	41	Will Spain	LS
70	Casey Fua'au	OL	6-5	300	Jr.	TR	Clarksville, Tenn. / Allan Hancock College	50	Boaz Stanley	OL
71	Kyler Gibson	OL	6-5	312	So.	1L	Munford, Ala. / Munford HS	11	Darrell Starling	SPR
72	Obatare Jackson	OL	6-4	290	R-Fr.	RS	Dothan, Ala. / Dothan HS	10	Jabari Strait	CB
73	Tyler Bell	OL	6-2	301	R-Fr.	RS	Memphis, Tenn. / Lausanne Collegiate HS	7	Jordan Stringer	LB
74	Daniel King	OL	6-5	340	Sr.	2L	Cairo, Ga. / Georgia Military College	89	Trae Swartz	TE
75	Zerian Hudson	OL	6-3	315	Jr.	TR	Brookhaven, Miss. / Mississippi Gulf Coast CC	3	Damien Taylor	RB
77	Zak Bowden	OL	6-4	263	Jr.	TR	Orland Park, Ill. / Iowa Western CC	33	Gage Theus	K
78	Billy Gilmore	OL	6-3	318	R-Fr.	RS	Irvington, Ala. / Alma Bryant HS	82	Jackson Thomas	WR
80	Chase Cross	K	6-1	198	R-Fr.	TR	Manvel, Texas / Houston Christian	40	Jaquarius Thomas	CB
81	Robert Bruce	WR	5-11	172	Sr.	RS	Park Crossing, Ala. / Hudson Valley CC	6	Terry Thomas	LB
82	Jackson Thomas	WR	6-3	191	R-Fr.	RS	Millbrook, Ala. / Stanhope Elmore HS	13	TJ Thompson	LB
83	DJ Epps	WR	6-1	181	So.	1L	Seale, Ala. / Russell County HS	42	Tyrek Thompson	S
84	Caleb Chappelle	WR	5-10	185	Jr.	1L	The Woodlands, Texas / Blinn CC	64	Ricky Timbers	OL
85	Fabian Rogosch	TE	6-5	254	So.	1L	Hamburg, Germany / Hamburg	30	Nick Troemel	K
86	Jackson Worley	TE	6-4	241	R-Fr.	RS	West Palm Beach, Fla. / The King's Academy	53	Cam'Ron Underwood	DT
87	Colton Walls	LS	6-3	233	R-Fr.	RS	Millbrook, Ala. / Stanhope Elmore HS	22	OJ Vaughan	S
88	Brody Dalton	TE	6-5	250	Jr.	1L	Fyffe, Ala. / UAB	87	Colton Walls	LS
89	Trae Swartz	TE	6-5	250	Jr.	TR	Ottumwa, Iowa / Iowa Western CC	43	Kam Weaver	LB
90	Ty'Quarius Perry	DE	6-2	264	R-Fr.	RS	Birmingham, Ala. / Jackson-Olin HS	31	Shemar Welch	CB
91	Kevin Norwood	DT	6-2	322	Fr.	HS	Theodore, Ala. / Theodore HS	16	Montana Wells	QB
93	Kam Curry	DT	6-2	302	Jr.	TR	Midland, Texas / Tyler JC	28	AZ Williams	SPR
95	Luis Medina	DT	6-1	307	Jr.	4L	Summerville, Ga. / Chattooga HS	5	Jah-Mal Williams	BAN
96	Dylan Mann	DT	6-1	309	Fr.	HS	Kennesaw, Ga. / North Cobb HS	4	Jarris Williams	RB
97	Kenny Reedy	DT	6-1	275	So.	SQ	Savannah, Ga. / Army	86	Jackson Worley	TE
98	Jamel Fils-Aime	DT	6-3	336	Jr.	TR	Enterprise, Ala. / Coffeyville CC	9	Damaje Yancey	CB
99	Julian Peterson	DT	6-3	310	Jr.	2L	Pinson, Ala. / Pinson Valley HS	35	Max Zuluaga	K

# GAME NINE | ROSTER BREAKDOWN

## QUARTERBACKS

9	Goose Crowder	QB	6-2	210	Jr.	1L	Gardendale, Ala. / West Virginia
10	Tucker Kilcrease	QB	6-1	205	So.	SQ	Brantley, Ala. / Brantley HS
11	Caleb McCreary	QB	5-11	193	Fr.	HS	Montgomery, Ala. / Montgomery Catholic Prep
12	Matthew Caldwell	QB	6-4	212	Jr.	TR	Auburn, Ala. / Gardner-Webb
16	Montana Wells	QB	6-5	208	R-Fr.	TR	Magnolia, Texas / Houston Christian

## RUNNING BACKS

0	Gerald Green	RB	6-0	192	Sr.	TR	Columbus, Ga. / East Carolina
3	Damien Taylor	RB	5-10	221	Jr.	3L	Northport, Ala. / Tuscaloosa County HS
4	Jarris Williams	RB	5-10	199	Jr.	2L	Mobile, Ala. / Blount HS
15	Jordan Lovett	RB	5-10	195	R-Fr.	1L	Statesboro, Ga. / Statesboro HS
21	Trevor Pearson	RB	5-10	215	R-Fr.	TR	Montgomery, Ala. / Prairie View A&M
22	Tae Meadows	RB	5-10	195	So.	1L	Roanoke, Ala. / Handley HS
26	DeWhitt Betterson Jr.	RB	6-0	213	So.	SQ	Ocala, Fla. / Vanguard HS

## WIDE RECEIVERS

1	Landon Parker	WR	6-3	205	Sr.	1L	Concord, N.C. / Wofford
2	Peyton Higgins	WR	5-10	181	Jr.	3L	Florence, Ala. / Mars Hill Bible School
5	Mojo Dortch	WR	6-0	163	So.	TR	Lucedale, Miss. / California
6	Chris Lewis	WR	6-4	204	Jr.	1L	Pleasant Grove, Ala. / Kentucky
7	Devonte Ross	WR	5-11	161	Jr.	2L	Cartersville, Ga. / Cartersville HS
8	Zeriah Beason	WR	6-0	200	Jr	TR	Dallas, Texas / Hutchinson CC
13	Ky McNulty	WR	6-4	192	Fr.	HS	Bay Minette, Ala. / Baldwin County HS
17	Roman Mothershead	WR	6-4	175	R-Fr.	TR	Montgomery, Ala. / Pike Road HS
19	Jywon Boyd	WR	6-0	175	Fr.	HS	Troy, Ala. / Charles Henderson HS
20	Isaac Smith	WR	6-1	160	Fr.	HS	Birmingham, Ala. / Banks Academy
24	Ian Senn	WR	6-2	167	Fr.	HS	Ariton, Ala. / Ariton HS
81	Robert Bruce	WR	5-11	172	Sr.	RS	Park Crossing, Ala. / Hudson Valley CC
82	Jackson Thomas	WR	6-3	191	R-Fr.	RS	Millbrook, Ala. / Stanhope Elmore HS
83	DJ Epps	WR	6-1	181	So.	1L	Seale, Ala. / Russell County HS
84	Caleb Chappelle	WR	5-10	185	Jr.	1L	The Woodlands, Texas / Blinn CC

## TIGHT ENDS

14	Ethan Conner	TE	6-4	240	Sr.	1L	Columbus, Miss. / East Mississippi CC
34	Cooper Mason	TE	6-1	185	R-Fr.	HS	Nashville, Tenn. / Grace Christian Academy
42	Chad Barham	TE	6-4	235	Fr.	HS	Henderson, Tenn. / Chester County HS
44	Brooks Mauk	TE	6-4	215	Fr.	HS	Matthews, N.C. / Weddington HS
49	Tyce Khatri	TE	6-0	252	R-Fr.	RS	Prattville, Ala. / Prattville HS
85	Fabian Rogosch	TE	6-5	254	So.	1L	Hamburg, Germany / Hamburg
86	Jackson Worley	TE	6-4	241	R-Fr.	RS	West Palm Beach, Fla. / The King's Academy
88	Brody Dalton	TE	6-5	250	Jr.	1L	Fyffe, Ala. / UAB
89	Trae Swartz	TE	6-5	250	Jr.	TR	Ottumwa, Iowa / Iowa Western CC

## OFFENSIVE LINE

50	Boaz Stanley	OL	6-4	310	R-So.	1L	Bogart, Ga. / Georgia Military
54	Caleb Ash	OL	6-6	308	Fr.	HS	Atlanta, Ga. / Langston Hughes HS
55	Tavon Matthews	OL	6-1	319	R-Sr.	RS	Woodbridge, Va. / East Tennessee State
56	Carlos Slayden	OL	6-4	292	Jr.	TR	Corpus Christi, Texas / Tyler JC
57	Noah Mercer	OL	6-3	306	R-Fr.	RS	Marianna, Fla. / Marianna HS
58	Elijah Prather	OL	6-4	300	R-Fr.	RS	LaVergne, Tenn. / LaVergne HS
62	Logan Potes	OL	6-1	275	Fr.	HS	Matthews, N.C. / Weddington HS
63	Brian Senter	OL	6-3	325	Fr.	HS	Jefferson, Ga. / Jefferson HS
64	Ricky Timbers	OL	6-1	278	Fr.	HS	Midland City, Ala. / Dale County HS
65	Tyler Cappi	OL	6-3	305	So.	SQ	Priceville, Ala. / Priceville HS
66	Eli Russ	OL	6-4	313	Jr.	1L	Ardmore, Okla. / Oklahoma State
67	Matt Henry	OL	6-4	355	Jr.	TR	Queensland, Australia / NM Military Institute
70	Casey Fua'au	OL	6-5	300	Jr.	TR	Clarksville, Tenn. / Allan Hancock College
71	Kyler Gibson	OL	6-5	312	So.	1L	Munford, Ala. / Munford HS
72	Obatare Jackson	OL	6-4	290	R-Fr.	RS	Dothan, Ala. / Dothan HS
73	Tyler Bell	OL	6-2	301	R-Fr.	RS	Memphis, Tenn. / Lausanne Collegiate HS
74	Daniel King	OL	6-5	340	Sr.	2L	Cairo, Ga. / Georgia Military College
75	Zerian Hudson	OL	6-3	315	Jr.	TR	Brookhaven, Miss. / Mississippi Gulf Coast CC
77	Zak Bowden	OL	6-4	263	Jr.	TR	Orland Park, Ill. / Iowa Western CC
78	Billy Gilmore	OL	6-3	318	R-Fr.	RS	Irvington, Ala. / Alma Bryant HS

## SPECIALISTS

28	Evan Crenshaw	P	6-4	188	Jr.	TR	Ponte Vedra, Fla. / Coastal Carolina
30	Nick Troemel	K	6-0	178	R-Fr.	RS	Newnan, Ga. / Northgate HS
32	Paddy McAteer	K	6-3	212	R-So.	HS	Mullaghbawn, Ireland / St. Mary's (Belfast)
33	Gage Theus	K	5-11	171	Jr.	SQ	Andalusia, Ala. / South Alabama
35	Max Zuluaga	K	6-0	214	Fr.	HS	Madison, Miss. / Madison Ridgeland Academy
40	Scott Taylor Renfro	K	6-1	198	Jr.	2L	Troy, Ala. / Pike Liberal Arts School
41	Will Spain	LS	5-11	209	Jr.	SQ	Memphis, Tenn. / Austin Peay
48	Robert Cole	P	5-10	210	Sr.	1L	Coral Springs, Fla. / NM Military Institute
80	Chase Cross	K	6-1	198	R-Fr.	TR	Manvel, Texas / Houston Christian
87	Colton Walls	LS	6-3	233	R-Fr.	RS	Millbrook, Ala. / Stanhope Elmore HS

## TROY COACHING STAFF

### GAME LOCATION



**GERAD PARKER**  
HEAD COACH

-----  
SIDELINE

### OFFENSE




**RE'QUAN BOYETTE**  
RUNNING BACKS

-----  
SIDELINE



**GARY BANKS**  
WIDE RECEIVERS

-----  
SIDELINE




**CALEB CARBINE**  
OFFENSIVE LINE

-----  
SIDELINE



**SEAN REAGAN**  
OFFENSIVE  
COORDINATOR  
/ QB

-----  
SIDELINE



**KEVIN REIHNER**  
TIGHT ENDS /  
TACKLES

-----  
PRESS BOX

## DEFENSIVE LINE

0	Raymond Cutts	DE	6-3	243	Sr.	1L	Orlando, Fla. / Garden City CC
16	Trashun Griffin	DE	6-4	263	Fr.	HS	Centreville, Ala. / Bibb County HS
38	Tyler Geary	DE	6-1	210	So.	TR	New Port Richey, Fla. / Monmouth
45	Cheick Kaba	DT	6-2	275	Jr.	TR	Minneapolis, Minn. / Iowa Western CC
51	Jaden Palms	DT	6-1	290	Jr.	SQ	Chickasaw, Ala. / Chickasaw HS
52	ShuMond Johnson	DE	6-2	243	Fr.	HS	Fairburn, Ga. / Creekside HS
53	Jabril McNeill	DE	6-4	227	Jr.	TR	Raleigh, N.C. / Louisburg CC
59	Cam'Ron Underwood	DT	6-4	310	Fr.	HS	Prattville, Ala. / Prattville HS
69	Jermaine Paramore	DT	6-2	257	Fr.	HS	Saraland, Ala. / Saraland HS
90	Ty'Quarius Perry	DE	6-2	264	R-Fr.	RS	Birmingham, Ala. / Jackson-Olin HS
91	Kevin Norwood	DT	6-2	322	Fr.	HS	Theodore, Ala. / Theodore HS
93	Kam Curry	DT	6-2	302	Jr.	TR	Midland, Texas / Tyler JC
95	Luis Medina	DT	6-1	307	Jr.	4L	Summerville, Ga. / Chattooga HS
96	Dylan Mann	DT	6-1	309	Fr.	HS	Kennesaw, Ga. / North Cobb HS
97	Kenny Reedy	DT	6-1	275	So.	SQ	Savannah, Ga. / Army
98	Jamel Fils-Aime	DT	6-3	336	Jr.	TR	Enterprise, Ala. / Coffeyville CC
99	Julian Peterson	DT	6-3	310	Jr.	2L	Pinson, Ala. / Pinson Valley HS

## LINEBACKERS

2	Steven Cattledge	LB	6-3	225	R-Jr.	1L	Columbus, Miss. / East Mississippi CC
4	Brendan Jackson	LB	6-2	230	Sr.	TR	Statesboro, Ga. / Gardner-Webb
6	Terry Thomas	LB	6-0	215	Jr.	2L	Childersburg, Ala. / Childersburg HS
7	Jordan Stringer	LB	6-2	230	Jr.	2L	Augusta, Ga. / Laney HS
13	TJ Thompson	LB	6-0	218	Jr.	1L	Bolton, Miss. / East Central CC
20	Keyshawn Campbell	LB	6-0	210	R-Fr.	1L	Vero Beach, Fla. / Vero Beach HS
43	Kam Weaver	LB	6-3	191	Fr.	HS	Andalusia, Ala. / Andalusia HS
44	Luke Hodge	LB	6-1	225	So.	1L	Oneonta, Ala. / Oneonta HS
46	Gavyn Baker	LB	6-1	205	Fr.	HS	Moody, Ala. / Moody HS

## CORNERBACKS

9	Damaje Yancey	CB	6-1	187	Sr.	1L	Long Beach, Calif. / Southern Utah
10	Jabari Strait	CB	6-2	172	Jr.	HS	McCalla, Ala. / NE Oklahoma A&M
12	Trent Henry	CB	5-11	190	Jr.	TR	Miami, Fla. / Grambling State
15	Semaj James	CB	6-0	194	Jr.	TR	Tallahassee, Fla. / Butler CC
17	Marlin Odom	CB	6-2	187	Fr.	HS	Lucedale, Miss. / George County HS
21	LJ Green	CB	5-10	170	R-Fr.	1L	Montgomery, Ala. / Montgomery Catholic
26	Dorion Jackson	CB	6-2	195	R-Fr.	1L	Wetumpka, Ala. / Wetumpka HS
31	Shemar Welch	CB	6-1	170	Fr.	HS	Mobile, Ala. / McGill-Toolen HS
33	LaMar Croskey	CB	5-8	179	So.	HS	Pinson, Ala. / Clay-Chalkville HS
36	EJ Hall	CB	5-11	176	Fr.	HS	Tuskegee, Ala. / Booker T. Washington HS
40	Jaquarius Thomas	CB	5-11	164	Jr.	TR	Montgomery, Ala. / Shorter University

## SAFETIES

14	Cecil Powell	S	6-0	215	Sr.	TR	Ft. Lauderdale, Fla. / NC State
19	Kevin Beckham	S	5-11	195	Fr.	HS	Mobile, Ala. / Baker HS
22	OJ Vaughan Jr.	S	5-9	185	Fr.	HS	Brooklyn, N.Y. / Wakulla (Fla.) HS
23	KC Bradford	S	5-11	190	So.	1L	Troy, Ala. / Pike Liberal Arts School
24	Rondell Carter	S	6-1	180	Fr.	HS	Charlotte, N.C. / Julius Chambers HS
25	Justin Powe	S	6-0	196	So.	1L	Mobile, Ala. / Davidson HS
27	John Butler	S	6-0	180	Jr.	2L	Sebastian River, Fla. / Sebastian River HS
29	Joe Lott	S	6-3	190	Fr.	HS	Mobile, Ala. / UMS-Wright Prep
30	Keion Dunlap	S	6-1	215	Fr.	HS	Enterprise, Ala. / Enterprise HS
32	LaBarry Moore	S	6-0	185	R-Fr.	RS	McCalla, Ala. / McAdory HS
37	Daivon Nelson	S	6-3	194	Jr.	TR	South Phoenix, Ariz. / Hutchinson CC
38	Krypto Norwood	S	5-11	180	Jr.	TR	Hattiesburg, Miss. / Pearl River CC
39	Ian Conerly-Goodly	S	6-0	180	Jr.	TR	Covington, La. / Southeastern Louisiana
42	Tyrek Thompson	S	6-2	185	Fr.	HS	Fairmont, N.C. / Fairmont HS

## BANDITS / SPEARS


1	Phillip Lee	BAN	6-4	240	Jr.	2L	Jacksonville, Fla. / First Coast HS
3	Devin Lafayette	SPR	6-2	202	Jr.	TR	Brunswick, Ga. / Northern Illinois
5	Jah-Mal Williams	BAN	6-4	230	Jr.	TR	Carver Ranches, Fla. / Cincinnati
8	Eric Shaw	BAN	6-5	219	Jr.	2L	Reeltown, Ala. / South Carolina
11	Darrell Starling	SPR	6-1	218	Jr.	4L	Pelham, Ga. / Pelham HS
18	Jordan Perry	SPR	6-2	200	So.	TR	Jefferson, Ga. / Kansas State
28	AZ Williams	BAN	5-11	195	Jr.	SQ	Milbrook, Ala. / Stanhope Elmore HS
35	Malaki Pegues	BAN	6-4	212	R-Fr.	1L	Oxford, Miss. / Oxford HS
47	Anthony Butler	BAN	6-3	201	Sr.	SQ	Pelham, Ala. / Culver-Stockton

## DEFENSE




**CHRIS BOONE**  
OLB

-----  
SIDELINE



**NATHAN BURTON**  
ILB

-----  
PRESS BOX



**JUSTIN MANNING**  
DEFENSIVE LINE

-----  
SIDELINE



**TRAVIS PEARSON**  
CORNERBACKS


-----  
SIDELINE



**DONTAE WRIGHT**  
DEFENSIVE  
COORDINATOR /  
SAFETIES

-----  
SIDELINE

## SPECIAL TEAMS



**ALLEN TUCKER**  
ANALYST

-----  
SIDELINE



# GERAD PARKER

## HEAD COACH (1-13)

One of the nation's top offensive coordinators, Gerad Parker begins his first season as Troy's head coach in 2024. Parker takes over the Troy program following two years at Notre Dame, including this past season as the Fighting Irish's offensive coordinator.

Parker led a Notre Dame offense in 2023 that ranked eighth nationally, averaging 39.1 points per game, in addition to ranking 12th in passing efficiency and 29th in total offense. Audric Esteime was one of the nation's elite running backs, ranking third in rushing touchdowns (18), eighth in rushing yards per game (111.8) and ninth in rushing yards (1,341).

Behind Parker's offense, the Fighting Irish posted a 9-3 record against one of the nation's most challenging schedules, including four straight games against ranked opponents. Offensive tackle Joe Alt was a consensus All-America selection, while Esteime was named to the Associated Press All-America Team.

Notre Dame's offense increased production across the board in Parker's lone season calling the plays in South Bend. The Irish improved their scoring by more than a touchdown per game, in addition to seeing increases in yards per game, passing yards per game, yards per play and red zone scoring.

In his first season at Notre Dame, Parker coached the Irish tight ends and helped guide Michael Mayer to a consensus All-America season, as Mayer finished his career as the most prolific pass catching end in school history. Mayer led the Irish with 67 catches for 809 yards and nine touchdowns in 2022, finishing his time at Notre Dame first on the program charts for tight end catches (180), receiving yards (2,099) and touchdowns (18).

Parker joined the Notre Dame staff following two seasons with former Troy head coach Neal Brown at West Virginia, where he was the offensive coordinator and receivers coach.

In his final season with the Mountaineers, WVU knocked off Texas and No. 15 Virginia Tech en route to an appearance in the Guaranteed Rate Bowl. In 2020, despite having to deal with the COVID-19 pandemic, West Virginia had one of the most improved offenses in the nation in terms of total yards, showing gains of more than 60 yards rushing per game, almost 30 yards passing a game, more than 90 yards of total offense and almost seven more points a game.

The offensive line had a productive year, with Leddie Brown rushing for 1,010 yards and nine touchdowns and Jarret Doege throwing for more than 2,500 yards and 14 touchdowns.

As Penn State's receivers coach and passing game coordinator in 2019, the Nittany Lions' offense averaged 35.8 points per game, ranking 15th nationally. Additionally, Penn State ranked 21st in red zone offense (90.4) and averaged 13.3 yards per completion, ranking No. 33 nationally. Parker spent two years on the football staff at Duke (2017-18). During the 2018 season, his wide receivers accounted for 2,252 receiving yards of the Blue Devils' 3,199 total offensive yards (70.4%).

He served his first year as the football operations assistant working with the offense in 2017. The Blue Devils offense had three All-ACC selections and, for the first time in program history, had three players with 500 or more rushing yards and a quarterback throw for more than 2,500 yards. Parker spent the spring as the running backs coach at Cincinnati before heading to Duke.

Prior to that, Parker spent four seasons at Purdue, where he coached the tight ends (2013-14) and wide receivers (2015-16). He was the recruiting coordinator and served as the interim head coach for the final six weeks of the 2016 season.

Parker spent two years as the wide receivers coach at Marshall (2011-12). The Thundering Herd led the nation in passing offense, averaging 365.1 yards per game. Receiver Tommy Shuler led the country and set the school record for receptions (110), ranking 18th nationally in yards per game (94.8).

Parker spent three seasons at UT-Martin as the running backs coach (2008), wide receivers coach (2009-10) and the passing game coordinator and recruiting coordinator (2010). He started his coaching career at Raceland High School in Raceland, Kentucky, and spent the 2007 season as a graduate assistant coach at Kentucky.

Parker earned two degrees from Kentucky, his bachelor's degree in business management in 2003 and his master's in education in 2005. He was a four-year letterwinner for the Wildcats, where he was a Southeastern Conference Scholar Athlete Honor Roll selection (2002-03) and CoSIDA Academic All-District IV Second Team honoree (2004). Additionally, he was a college teammate of former Troy head coach Jon Sumrall.

A native of Louisa, Kentucky, Parker played at Lawrence County High School and set state receiving records with 238 catches, 4,814 yards and 52 touchdowns.

He and his wife, Kandi, have three daughters, Kolbi, Gwyneth and Rosalyn, and a son, Oliver.

### PERSONAL

**Birthday:** January 4, 1981  
**Age:** 43  
**Hometown:** Louisa, Kentucky  
**Education:** Kentucky, '03 (BS - Business Management)  
 Kentucky, '05 (MS - Education)  
**Wife:** Kandi  
**Children:** Kolbi, Gwyneth, Rosalyn, Oliver

### YEAR-BY-YEAR

2024	Troy (Head Coach)	1-7
2023	Notre Dame (Offensive Coordinator / TE)	10-3
2022	Notre Dame (Tight Ends)	9-4
2021	West Virginia (Offensive Coordinator / WR)	6-7
2020	West Virginia (Offensive Coordinator / WR)	6-4
2019	Penn State (Wide Receivers)	11-2
2018	Duke (Wide Receivers)	8-5
2017	Duke (Offensive Analyst)	7-6
2016	Purdue (Interim HC / Wide Receivers)	3-9
2015	Purdue (Wide Receivers)	2-10
2014	Purdue (Tight Ends)	3-9
2013	Purdue (Tight Ends)	1-11
2012	Marshall (Wide Receivers)	5-7
2011	Marshall (Wide Receivers)	7-6
2010	UT-Martin (Wide Receivers)	6-5
2009	UT-Martin (Wide Receivers)	5-6
2008	UT-Martin (Running Backs)	8-4
2007	Kentucky (Graduate Assistant)	8-5
2006	Raceland-Worthington HS (WR/DB)	11-2
2005	Raceland-Worthington HS (WR/DB)	7-4

### BOWL HISTORY

Year	Bowl	Opponent	Result
2023	Sun	Oregon State	W, 40-8
2022	Gator	South Carolina	W, 45-38
2021	Guaranteed Rate	Minnesota	L, 6-18
2020	Liberty	Army	W, 24-21
2019	Cotton	Memphis	W, 53-39
2018	Independence	Temple	W, 56-27
2017	Quick Lane	Northern Illinois	W, 35-14
2011	Beef O'Brady's	FIU	W, 20-10
2007	Music City	Florida State	W, 35-28

## PARKER BY THE NUMBERS (TROY)

<b>Category</b> .....	<b>Record</b>
Overall Record.....	1-7
Home.....	1-3
Away.....	0-4
Neutral.....	0-0
Day (Start Prior to 6 p.m.).....	1-2
Night (Start after 6 p.m.).....	0-5
vs. Coaches Ranked.....	0-0
vs. Coaches Top 10.....	0-0
vs. FBS.....	0-7
vs. FCS.....	1-0
vs. Teams from Alabama.....	0-1
vs. Sun Belt.....	0-4
vs. SWAC.....	1-0
vs. Big Ten.....	0-1
vs. Mountain West.....	0-1
vs. American.....	0-1
More Than Seven Days to Prepare.....	0-2
Less Than Seven Days to Prepare.....	0-1
Outrushing Opponent.....	1-1
Outrushed by Opponent.....	0-6
Rushing for 200 Yards.....	1-1
Rushing for 300 Yards.....	0-0
Opponent Less Than 100-yards Rushing.....	1-0
Outpassing Opponent.....	1-3
Outpassed by Opponent.....	0-4
Passing for 300-399 yards.....	0-1
Passing for 400-499 yards.....	0-0
Passing for 500+ yards.....	0-0
Allowing 1-199 Yards Passing.....	0-5
Allowing 200-299 Yards Passing.....	1-1
Allowing 300+ Yards Passing.....	0-1
400-499 Total Offense.....	0-1
500-599 Total Offense.....	1-0
600+ Total Offense.....	0-0
More Total Offense than Opponent.....	1-1
Same Total Offense as Opponent.....	0-0
Less Total Offense than Opponent.....	0-6
Allowing 399 or Less Total Offense.....	1-4
Allowing 400-499 Total Offense.....	0-2
Allowing 500+ Total Offense.....	0-1
Committing Fewer Turnovers.....	0-2
Committing More Turnovers.....	0-4
Turnovers are even.....	1-1
Less than 30:00 of Time of Possession.....	1-3
More than 30:00 of Time of Possession.....	0-4
Scoring First.....	1-2
Opponent Scores First.....	0-5
Leading After the 1st Quarter.....	1-1
Trailing After the 1st Quarter.....	0-4
Tied After the 1st Quarter.....	0-2
Leading at Halftime.....	1-3
Trailing at Halftime.....	0-4
Tied at Halftime.....	0-0
Leading After the 3rd Quarter.....	1-0
Trailing After the 3rd Quarter.....	0-6
Tied After the 3rd Quarter.....	0-1
Scoring 0-10 Points.....	0-2
Scoring 11-20 Points.....	0-2
Scoring 21-30 Points.....	0-2
Scoring 31-40 Points.....	1-1
Scoring 41-plus Points.....	0-0
Opponent Scores 0-10 Points.....	0-0
Opponent Scores 11-20 Points.....	1-1
Opponent Scores 21-30 Points.....	0-2
Opponent Scores 31-40 Points.....	0-4
Opponent Scores 41-plus Points.....	0-0
Decided by 3 or fewer points.....	0-2
Decided by 4-7 points.....	0-1
Decided by 8-10 points.....	0-0
Decided by 11-19 points.....	0-2
Decided by 20-Plus points.....	1-2
Individual 100-yard Rusher.....	1-3
Opponent 100-yard Rusher.....	0-4
Individual 100-yard Receiver.....	1-3
Opponent 100-yard Receiver.....	1-1
Individual 300-yard Passer.....	0-1
Individual 400-yard Passer.....	0-0

## TEAM NOTES

### DEFENDING VETERANS MEMORIAL STADIUM

• Troy has defended its home turf as well as anybody in the state of Alabama and the Sun Belt Conference.

#### Alabama FBS Schools Since 2007:

1. Alabama.....	113-9 (.926)
2. Auburn.....	92-36 (.718)
<b>3. Troy.....</b>	<b>68-31 (.687)</b>
4. UAB.....	52-33 (.612)
5. South Alabama.....	43-34 (.552)

#### Sun Belt Since 2007:

1. James Madison.....	14-2 (.875)
2. Appalachian State.....	53-11 (.825)
3. Arkansas State.....	72-28 (.720)
4. Georgia Southern.....	43-17 (.712)
5. Marshall.....	76-32 (.704)
<b>6. Troy.....</b>	<b>68-31 (.687)</b>
7. Louisiana.....	66-33 (.663)
8. Coastal Carolina.....	29-16 (.644)
9. South Alabama.....	43-34 (.552)
10. ULM.....	52-42 (.548)
11. Old Dominion.....	31-26 (.544)
12. Southern Miss.....	54-49 (.524)
13. Texas State.....	34-41 (.446)
14. Georgia State.....	27-41 (.403)

\* Totals are from FBS seasons only

### TROY'S SUSTAINED SUN BELT SUCCESS

• Troy joined the Sun Belt in 2004.

#### By Sun Belt Wins (Since 2004)

*Records reflect games vacated by NCAA*

<b>1. Troy.....</b>	<b>98-59</b>
2. Arkansas State.....	86-65
3. Louisiana.....	85-58
4. ULM.....	68-89
5. Appalachian State.....	64-20
6. Georgia Southern.....	47-38
7. South Alabama.....	40-59
8. Middle Tennessee %.....	39-29
9. Georgia State.....	33-57
10. Coastal Carolina.....	32-27
11. Florida Atlantic %.....	26-34
Texas State.....	26-65
13. North Texas %.....	23-44
FIU %.....	23-37
15. Western Kentucky %.....	17-22
16. Idaho %.....	15-24
James Madison.....	15-5
18. New Mexico State &.....	14-25
19. Marshall.....	10-9
Old Dominion.....	10-10
21. Southern Miss.....	6-14
22. Utah State %.....	2-5

#### By Sun Belt Winning Percentage (Since 2004)

*Records reflect games vacated by NCAA*

1. Appalachian State.....	.762
2. James Madison.....	.750
<b>3. Troy.....</b>	<b>.624</b>
4. Louisiana.....	.594
5. Middle Tennessee %.....	.573
6. Arkansas State.....	.570
7. Georgia Southern.....	.553
8. Coastal Carolina.....	.542
9. Marshall.....	.526
10. Old Dominion.....	.500
11. Western Kentucky %.....	.436
12. ULM.....	.433
Florida Atlantic %.....	.433
14. South Alabama.....	.404
15. Idaho %.....	.385
16. FIU %.....	.383

17. Georgia State.....	.367
18. New Mexico State %.....	.359
19. North Texas %.....	.343
20. Southern Miss.....	.300
21. Utah State %.....	.286
Texas State.....	.286

#### By Sun Belt Wins (Overall 2001-present)

*Records reflect games vacated by NCAA*

<b>1. Troy (2004-pr.).....</b>	<b>98-57</b>
2. Arkansas State (2001-pr.).....	96-76
3. Louisiana (2001-pr.).....	95-69
4. ULM (2001-pr.).....	73-103
5. Appalachian State (2014-pr.).....	64-20
6. Middle Tennessee % (2001-12).....	50-37
7. Georgia Southern (2014-pr.).....	46-38
8. North Texas % (2001-12).....	41-45
9. South Alabama (2012-pr.).....	40-59
10. Georgia State (2013-pr.).....	33-57
11. Coastal Carolina (2017).....	32-27
12. Florida Atlantic % (2005-12).....	26-34
Texas State (2013-pr.).....	26-65
14. New Mexico State % (2001-04, 14-17).....	25-33
15. FIU % (2005-12).....	23-37
16. Western Kentucky % (2009-13).....	21-23
17. Idaho % (2001-04, 14-17).....	20-38
18. James Madison (2022).....	15-5
19. Marshall (2022).....	10-9
Old Dominion (2022).....	10-10
21. Southern Miss (2022).....	6-14
22. Utah State % (2003-04).....	5-9

#### By Winning Percentage (Overall)

*Records reflect games vacated by NCAA*

1. Appalachian State.....	.762
2. James Madison.....	.750
<b>3. Troy.....</b>	<b>.624</b>
4. Louisiana.....	.579
5. Middle Tennessee %.....	.575
6. Arkansas State.....	.558
7. Georgia Southern.....	.553
8. Coastal Carolina.....	.542
9. Marshall.....	.526
10. North Texas %.....	.477
Western Kentucky %.....	.477
12. Old Dominion.....	.500
13. Florida Atlantic %.....	.433
14. New Mexico State %.....	.431
15. ULM.....	.415
16. South Alabama.....	.404
17. FIU %.....	.383
18. Georgia State.....	.367
19. Utah State %.....	.357
20. Idaho %.....	.345
21. Southern Miss.....	.300
22. Texas State.....	.286

% Former Members

### ON THE ROAD IN THE BELT

• Since the 2006 season the Trojans have been among the best in the league on the road in Sun Belt Conference games.

1. James Madison.....	7-3 (.700)
2. Appalachian State.....	28-13 (.683)
3. Louisiana.....	48-24 (.667)
<b>4. Troy.....</b>	<b>44-28 (.611)</b>
5. Arkansas State.....	33-35 (.485)
6. Coastal Carolina.....	12-13 (.480)
7. Georgia Southern.....	18-22 (.450)
8. Old Dominion.....	4-6 (.400)
9. Georgia State.....	16-28 (.364)
10. ULM.....	25-48 (.342)
11. Marshall.....	3-6 (.333)
12. Southern Miss.....	3-7 (.300)
13. South Alabama.....	12-36 (.250)
14. Texas State.....	9-34 (.209)

## NCAA RANKINGS (133 TEAMS RANKED)

<b>Offense</b> .....	<b>TROY</b> .....	<b>COASTAL</b>
Rushing.....	104.....	43
Passing.....	88.....	81
Total.....	114.....	68
Scoring.....	118.....	41
Sacks Allowed.....	74.....	6
Third Down Pct.....	18.....	107
Fourth Down Pct.....	110.....	96

<b>Defense</b> .....	<b>TROY</b> .....	<b>COASTAL</b>
Rush.....	107.....	116
Pass Efficiency.....	111.....	107
Total.....	91.....	112
Scoring.....	93.....	113
Sacks.....	115.....	54
Tackles for Loss.....	42.....	119
Third Down Pct.....	86.....	110
Fourth Down Pct.....	52.....	127

<b>Returns</b> .....	<b>TROY</b> .....	<b>COASTAL</b>
Punt.....	1.....	46
Kickoff.....	115.....	94
Punt Coverage.....	90.....	80
Kickoff Coverage.....	118.....	49

<b>Miscellaneous</b> .....	<b>TROY</b> .....	<b>COASTAL</b>
Net Punting.....	114.....	91
Turnover Margin.....	104.....	37
Turnovers Gained.....	117.....	65
Time of Possession.....	107.....	22

<b>Rushing</b> .....	<b>Rank</b> .....	<b>Stat</b>
TROY..... Damien Taylor.....	93.....	61.5
COASTAL..... Christian Washington.....	N/A.....	52.2

<b>Passing Efficiency</b> .....	<b>Rank</b> .....	<b>Stat</b>
TROY..... Matthew Caldwell.....	N/A.....	120.4
COASTAL..... Ethan Vasko.....	57.....	138.2

<b>Passing Yards</b> .....	<b>Rank</b> .....	<b>Stat</b>
TROY..... Matthew Caldwell.....	N/A.....	122.3
COASTAL..... Ethan Vasko.....	94.....	170.7

<b>Total Offense</b> .....	<b>Rank</b> .....	<b>Stat</b>
TROY..... Matthew Caldwell.....	N/A.....	117.3
COASTAL..... Ethan Vasko.....	89.....	208.6

<b>Receptions</b> .....	<b>Rank</b> .....	<b>Stat</b>
TROY..... Devonte Ross.....	30.....	6.1
COASTAL.....		

<b>Receiving Yards</b> .....	<b>Rank</b> .....	<b>Stat</b>
TROY..... Devonte Ross.....	14.....	93.9
COASTAL.....		

<b>Punting</b> .....	<b>Rank</b> .....	<b>Stat</b>
TROY..... Robert Cole.....	71.....	39.6
COASTAL..... Emile Sebefundi.....	68.....	40.1

<b>Punt Returns</b> .....	<b>Rank</b> .....	<b>Stat</b>
TROY.....		
COASTAL.....		

<b>Kickoff Returns</b> .....	<b>Rank</b> .....	<b>Stat</b>
TROY.....		
COASTAL..... Tray Taylor.....	55.....	15.0

<b>Scoring</b> .....	<b>Rank</b> .....	<b>Stat</b>
TROY..... Devonte Ross.....	95.....	6.8
COASTAL..... Kade Hensley.....	50.....	7.9

<b>Sacks</b> .....	<b>Rank</b> .....	<b>Stat</b>
TROY.....		
COASTAL.....		

<b>Tackles</b> .....	<b>Rank</b> .....	<b>Stat</b>
TROY..... Jordan Stringer.....	76.....	7.5
COASTAL..... Shane Bruce.....	N/A.....	6.7

<b>Tackles for Loss</b> .....	<b>Rank</b> .....	<b>Stat</b>
TROY..... Brendan Jackson.....	13.....	1.4
COASTAL.....		

<b>Total Interceptions</b> .....	<b>Rank</b> .....	<b>Stat</b>
TROY.....		
COASTAL.....		

## THE SERIES

• Troy and Coastal Carolina meet for the seventh time in the programs' history and for the first time since Troy defeated Coastal in the 2022 Sun Belt Conference Championship Game.

• The teams have split the previous six games, with Troy winning the first two followed by a three-game winning streak by the Chanticleers, before Troy's most recent victory in the 2022 SBC Championship Game.

• Troy has scored at least 28 points in all six games, 35-plus points in 5-of-6 meetings and have scored 42-plus points in all three victories.

## UNIFORM COMBOS

### 2024 COMBOS

	HELMET	JERSEY	PANTS
Nevada	Cardinal	Cardinal	White
Memphis	Black	White	Black
Iowa	Cardinal	White	Cardinal
Florida A&M	Cardinal	Cardinal	Black
ULM	White	Cardinal	Cardinal
Texas State	Black	Black	White
South Alabama	Black	Cardinal	Cardinal
Arkansas State	Cardinal	White	White
Coastal Carolina			
Georgia Southern			
Louisiana			
Southern Miss			

### Record When (Since 2022):

**Helmet** - Cardinal (9-4), Black (6-4), Silver (9-1), White (1-2)

**Jersey** - Cardinal (10-3), White (8-7), Black (3-2), Smoke (1-0), Cardinal (A) (2-0)

**Pants** - Black (7-1), White (9-6), Cardinal (7-5), Smoke (1-0)

## COMBINED WINS LAST EIGHT SEASONS

• Troy has won a combined 70 games since 2016, which ranks 21st nationally and fifth most among the G5.

Team	16	17	18	19	20	21	22	23	24	Total
Alabama	14	13	14	11	13	13	11	12	6	107
Clemson	14	12	15	14	10	9	11	9	6	101
Georgia	9	13	10	12	8	14	15	13	6	100
Ohio State	11	12	13	13	7	11	11	11	6	95
Oklahoma	11	12	12	12	9	11	6	10	4	87
Michigan	10	8	10	9	2	11	13	15	5	84
Notre Dame	4	10	12	11	10	10	9	10	7	84
Penn State	11	11	9	11	4	7	11	10	7	81
<i>App State</i>	10	9	11	13	9	10	6	9	3	80
LSU	10	9	8	15	5	6	10	10	6	79
<i>Boise State</i>	10	11	10	12	5	7	10	7	6	79
Washington	12	10	10	8	3	4	11	14	4	76
Oregon	4	7	9	12	4	10	10	11	8	76
<i>Memphis</i>	8	10	8	12	8	6	7	10	7	76
Oklahoma St	10	10	7	8	8	12	7	10	3	75
UCF	6	13	12	10	6	8	9	5	3	74
Wisconsin	11	13	8	10	4	9	7	7	5	74
Iowa	8	8	9	10	6	10	8	10	5	74
Utah	9	7	9	11	3	10	10	8	3	71
<i>Army</i>	8	10	11	5	9	9	6	6	7	71
<b>Troy</b>	<b>10</b>	<b>11</b>	<b>10</b>	<b>5</b>	<b>5</b>	<b>5</b>	<b>12</b>	<b>11</b>	<b>1</b>	<b>70</b>
<i>Louisiana</i>	6	5	7	11	10	13	6	6	6	70

*Group of Five Teams*

## TROY BY THE NUMBERS (2022-24)

<b>Category</b> .....	<b>Record</b>
Overall Record .....	24-12
Home .....	14-4
Away .....	9-7
Neutral.....	1-1
Day (Start Prior to 6 p.m.) .....	15-6
Night (Start after 6 p.m.) .....	9-6
vs. Coaches Ranked .....	1-2
vs. Coaches Top 10 .....	0-0
vs. FBS.....	21-12
vs. FCS.....	3-0
vs. Teams from Alabama .....	3-1
vs. Sun Belt .....	16-6
vs. Mountain West.....	0-1
vs. C-USA .....	3-0
vs. SWAC.....	2-0
vs. SEC.....	0-1
vs. UAC.....	1-0
vs. Big 12.....	0-1
vs. ACC.....	0-1
vs. American.....	1-1
vs. Big Ten .....	0-1
More Than Seven Days to Prepare .....	5-4
Less Than Seven Days to Prepare .....	2-1
Outrushing Opponent .....	17-1
Outrushed by Opponent .....	7-11
Rushing for 200 Yards .....	7-1
Rushing for 300 Yards .....	2-0
Opponent Less Than 100-yards Rushing .....	13-0
Outpassing Opponent .....	16-7
Outpassed by Opponent .....	8-5
Passing for 300-399 yards.....	5-3
Passing for 400-499 yards.....	1-0
Passing for 500+ yards.....	0-0
Allowing 1-199 Yards Passing .....	11-8
Allowing 200-299 Yards Passing .....	11-3
Allowing 300+ Yards Passing .....	2-1
400-499 Total Offense .....	11-1
500-599 Total Offense .....	5-0
600+ Total Offense.....	0-0
More Total Offense than Opponent .....	19-2
Same Total Offense as Opponent .....	0-1
Less Total Offense than Opponent .....	5-9
Allowing 399 or Less Total Offense.....	21-7
Allowing 400-499 Total Offense .....	3-4
Allowing 500+ Total Offense .....	0-1
Committing Fewer Turnovers .....	11-5
Committing More Turnovers .....	7-6
Turnovers are even.....	6-1
Less than 30:00 of Time of Possession .....	11-6
More than 30:00 of Time of Possession .....	13-6
Scoring First.....	14-2
Opponent Scores First .....	10-10
Leading After the 1st Quarter .....	14-1
Trailing After the 1st Quarter .....	5-8
Tied After the 1st Quarter .....	5-2
Leading at Halftime .....	17-4
Trailing at Halftime .....	7-8
Tied at Halftime .....	0-0
Leading After the 3rd Quarter .....	18-0
Trailing After the 3rd Quarter .....	4-11
Tied After the 3rd Quarter .....	2-1
Scoring 0-10 Points .....	2-4
Scoring 11-20 Points .....	4-4
Scoring 21-30 Points .....	5-3
Scoring 31-40 Points .....	8-1
Scoring 41-plus Points .....	5-0
Opponent Scores 0-10 Points .....	8-0
Opponent Scores 11-20 Points .....	10-3
Opponent Scores 21-30 Points .....	6-3
Opponent Scores 31-40 Points .....	0-5
Opponent Scores 41-plus Points .....	0-1
Decided by 3 or fewer points .....	3-3
Decided by 4-7 points.....	5-3
Decided by 8-10 points.....	1-0
Decided by 11-19 points.....	7-3
Decided by 20-Plus points .....	8-3
Individual 100-yard Rusher.....	12-3
Opponent 100-yard Rusher.....	5-5
Individual 100-yard Receiver .....	11-3
Opponent 100-yard Receiver .....	5-1
Individual 300-yard Passer .....	5-3
Individual 400-yard Passer .....	0-0

## ROSTER MAKEOVER

• It's the new normal in college football, rosters will feature a lot of turnover each year and Troy was no different.

\* All Numbers were based off Aug. 15 rosters

### Fewest Players in Final Year of Eligibility

1. Troy	12
Illinois	12
3. Iowa State / San Jose State	14

### Fewest Players in Final Year of Eligibility Who Began Career at Current School

1. Troy	0
2. Colorado	1
San Diego State	1

### Most Scholarship Newcomers

1. North Texas	54
2. Colorado	49
2. Troy	46
Indiana / Arizona State	46

### Most Transfers

1. Colorado	44
2. New Mexico	42
8. Troy	31

### Fewest Returning Players

1. North Texas	46
2. Colorado	51
San Jose State	53
9. Troy	60

### Fewest Scholarship Returning Players

1. North Texas	31
Colorado	31
3. Troy	38
Indiana / Arizona State	38

### Most Newcomers

1. North Texas / Army	74
6. Troy	61

## NEW STARTERS

• The youth movement at Troy is no secret and the numbers back it up.

• The below lists represent first time starts at the FBS level ... Troy has three additional players - Gerald Green, Devin Lafayette, Cecil Powell - who started their first career games at Troy, but had previous FBS starts.

### Most First Time FBS Starters in a Single Game in 2024

No.	School	Stats
1.	Air Force	16 vs. Merrimack
2.	New Mexico St.	14 vs. Southeast Missouri
3.	Troy	13 vs. Nevada
	New Mexico	13 vs. Montana State
5.	San Jose State	11 vs. Sacramento State

### Most First Time FBS Starters this Season

No.	School	Stats
	Air Force	41
2.	Troy	28
3.	San Diego State	19
4.	Oregon State	18
5.	New Mexico	17

## HOW THE TEAM WAS BUILT

### 2020 Signing Class (1)

Luis Media

### 2021 Signing Class (7)

Peyton Higgins, Phillip Lee, Julian Peterson, Scott Taylor Renfro, Jordan Stringer, Damien Taylor, Jarris Williams

### 2022 Signing Class (6)

Kyler Gibson, Luke Hodge, Tucker Kilcrease, Daniel King, Fabian Rogosch, Devonte Ross

### 2023 Signing Class (17)

Tyler Bell, Keyshawn Campbell, Steven Cattledge, Ethan Conner, Raymond Cutts, Billy Gilmore, LJ Green, Dorion Jackson, Jordan Lovett, Malaki Pegues, Ty'Quarius Perry, Elijah Prather, Boaz Stanley, Jackson Thomas, TJ Thompson, Colton Walls, Jackson Worley

### 2024 Signing Class (29)

Caleb Ash, Chad Barham, Zeria Beason, Kevin Beckham, Zak Bowden, Jywon Boyd, Rondell Carter, Keion Dunlap, Casey Fua'au, Trashun Griffin, EJ Hall, Matt Henry, Zeria Hudson, Semaj James, Joe Lott, Caleb McCreary, Jabril McNeill, Daivon Nelson, Ky McNulty, Roman Mothershead, Kevin Norwood, Krypto Norwood, Marlin Odom, Jermaine Paramore, Brian Senter, Jabari Strait, Trae Swartz, Kam Weaver, Shermar Welch

### Four-Year Transfers (25)

Matthew Caldwell (Gardner-Webb - Walk-On), Ian Conerly-Goodly (SE Louisiana), Evan Crenshaw (Coastal Carolina - Walk-On), Chase Cross (Houston Christian - Walk-On), Goose Crowder (West Virginia), Brody Dalton (UAB), Mojo Dortch (Cal), Gerald Green (East Carolina), Trent Henry (Grambling State), Brendan Jackson (Gardner-Webb), Devin Lafayette (Northern Illinois), Chris Lewis (Kentucky), Tavon Matthews (ETSU), Landon Parker (Wofford), Trevor Pearson (Prairie View - Walk-On), Jordan Perry (Kansas State), Cecil Powell (NC State), Kenny Reedy (Army - Walk-On), Eli Russ (Oklahoma State), Eric Shaw (South Carolina), Will Spain (Austin Peay - Walk-On), Gage Theus (South Alabama - Walk-On), Montana Wells (Houston Christian - Walk-On), Jah-Mal Williams (Cincinnati), Damaje Yancey (Southern Utah)

### Walk-Ons Now Scholarship (2)

Justin Powe, Terry Thomas

### Walk-Ons (29)

DeWhitt Betterson, KC Bradford, Robert Bruce, Anthony Butler, John Butler, Tyler Cappi, LaMar Croskey, Caleb Chappelle, Robert Cole, DJ Epps, Tyler Geary, Obatare Jackson, Tyce Khatri, Cooper Mason, Brooks Mauk, Paddy McAteer, Tae Meadows, Noah Mercer, Lab Moore, Jayden Palms, Ian Senn, Isaac Smith, JaQueraius Thomas, Tyrek Thompson, Ricky Timbers, Nick Troemel, OJ Vaughan, AZ Williams, Max Zuluaga

## FRESHMEN ON THE FIELD

• Troy has played 14 freshmen through the first two games of the season; four true freshmen.

• Rondell Carter, Joe Lott, Shermar Welch, Jordan Lovett, Roman Mothershead, Keyshawn Campbell, Dorion Jackson, Nick Troemel, Tyce Khatri, LJ Green, Elijah Prather, Dylan Mann, Jackson Worley and Colton Walls have all played this season.

## IN-SEASON BIRTHDAYS

Shumond Johnson.....	Aug. 27 (18)
Jabril McNeill.....	Aug. 28 (21)
<b>Jordan Stringer.....</b>	<b>Aug. 31 (21)</b>
Landon Parker.....	Sept. 2 (25)
Chad Barham.....	Sept. 7 (19)
Devonte Ross.....	Sept. 9 (22)
Caleb Chappell.....	Sept. 10 (23)
Eli Rynn.....	Sept. 11 (23)
Montana Wells.....	Sept. 12 (19)
<b>LJ Green.....</b>	<b>Sept. 14 (19)</b>
Jaden Palms.....	Sept. 16 (21)
Omar Vaughan Jr.....	Sept. 16 (20)
Terry Thomas.....	Sept. 18 (23)
Ty'Quarius Perry.....	Sept. 20 (20)
<b>Tyler Cappi.....</b>	<b>Sept. 21 (21)</b>
Devin Lafayette.....	Sept. 25 (23)
Kyler Gibson.....	Sept. 29 (21)
Trent Henry.....	Sept. 29 (21)
Zerian Hudson.....	Sept. 30 (21)
Dorion Jackson.....	Sept. 30 (20)
Tavon Matthews.....	Oct. 2 (24)
Paddy McAteer.....	Oct. 4 (21)
LaMar Croskey.....	Oct. 9 (21)
Will Spain.....	Oct. 10 (22)
Kevin Norwood.....	Oct. 12 (19)
Tyrek Thompson.....	Oct. 13 (19)
D.J. Epps.....	Oct. 14 (20)
Colton Walls.....	Oct. 19 (20)
Semaj James.....	Oct. 24 (22)
Jermaine Paramore.....	Oct. 27 (19)
Jywon Boyd.....	Oct. 28 (20)
Jordan Perry.....	Oct. 29 (21)
EJ Hall.....	Nov. 1 (19)
* Gary Banks.....	Nov. 4 (43)
Keyshawn Campbell.....	Nov. 5 (21)
Trae Swartz.....	Nov. 7 (22)
Obatare Jackson.....	Nov. 8 (19)
Mojo Dortsch.....	Nov. 10 (21)
Julian Peterson.....	Nov. 11 (22)
Caleb Ash.....	Nov. 25 (19)
Lab Moore.....	Nov. 25 (20)
Luke Hodge.....	Dec. 3 (21)
Luis Medina.....	Dec. 6 (23)
Goose Crowder.....	Dec. 7 (23)
Ian Conerly-Goodly.....	Dec. 9 (22)
Tyler Bell.....	Dec. 14 (20)
Gerald Green.....	Dec. 15 (25)
Cam'Ron Underwood.....	Dec. 16 (19)
Rondell Carter.....	Dec. 19 (19)
Kam Cury.....	Dec. 28 (21)
Billy Gilmore.....	Dec. 29 (20)
Anthony Butler.....	Dec. 30 (22)

\* Denotes Coaching Staff Member

**Bold signifies game day**

## TROJANS IN OVERTIME

Nov. 16, 2002	vs. Utah State	L, 16-19
Oct. 29, 2005	Louisiana	L, 28-31
Dec. 21, 2008	vs Southern Miss	L, 27-30
Jan. 5, 2010	vs Central Michigan	L, 41-44 (2OT)
Oct. 25, 2011	at FIU	L, 20-23
Aug. 31, 2013	vs. UAB	W, 34-31
Oct. 31, 2015	at Appalachian State	L, 41-44 (3OT)
<b>OVERALL</b>		<b>1-6</b>

## TROJANS VS. RANKED FOES

• The Trojans have faced a nationally-ranked opponent 31 times since moving to the FBS in 2001. Troy is 3-28 all-time against nationally ranked (FBS) opponents.

Year	Opponent	Rank	Result
2001	Nebraska	4	L, 14-42
2001	Miami	1	L, 7-38
2001	Maryland	15	L, 14-47
2002	Nebraska	9	L, 16-31
2002	Iowa State	21	L, 12-42
2003	Kansas State	7	L, 5-41
2003	Nebraska	12	L, 0-30
2004	* Missouri	17	W, 24-14
2004	LSU	17	L, 20-24
2006	Florida State	9	L, 17-24
2006	Nebraska	23	L, 0-56
2007	Arkansas	20	L, 26-46
2007	Florida	3	L, 31-59
2007	Georgia	10	L, 34-44
2008	Ohio State	13	L, 10-28
2008	LSU	19	L, 31-40
2009	Florida	1	L, 6-56
2009	Central Michigan	25	L, 41-44
2010	South Carolina	17	L, 24-69
2011	Arkansas	13	L, 28-38
2014	Georgia	13	L, 0-66
2015	Wisconsin	23	L, 3-28
2016	Clemson	2	L, 24-30
2017	LSU	22	W, 24-21
2018	* Boise State	22	L, 20-56
2019	* App State	22	L, 13-48
2020	BYU	18	L, 7-48
2020	* Coastal Carolina	11	L, 38-42
2021	Coastal Carolina	24	L, 28-35
2021	* Louisiana	24	L, 21-35
2022	Ole Miss	21	L, 10-28
2022	! UTSA	22	W, 18-12
2023	Kansas State	15	L, 13-42

\* Home Game

! Bowl Game

## SUN BELT CHAMPS

• Troy's eight Sun Belt championships are the most in conference history; the Red Wolves joined the Sun Belt three seasons before Troy.

### Sun Belt Conference Titles by School

1.	<b>Troy (2006, 07, 08, 09, 10, 17, 22, 23)</b>	<b>8</b>
2.	Arkansas State	6
3.	Appalachian State	4
	North Texas	4
	Louisiana	4
	Middle Tennessee	4
7.	ULM	1
	Georgia Southern	1
	Florida Atlantic	1
	FIU	1
	Coastal Carolina	1

## POINTS ON THE BOARD

• Troy has been shutout just six times since moving to FBS in 2001 with three of those coming during the 2003 season.

• Troy has only been shutout once (North Texas, 2003) by a non-Power Five school -- the Trojans have played 221 straight games against non-Power Five schools without being shutout.

• Troy was shutout by Georgia, 66-0, on Sept. 20, 2014, which snapped a streak of 99 straight games without being shutout (Nebraska, 56-0, on Sept. 23, 2006).

• Troy's current overall streak stands at 130 games.

## TROJANS IN FRONT OF BIG CROWDS

• Seventeen of the top 20 attended games in Veterans Memorial Stadium history have come since 2012.

• Troy led the Sun Belt in attendance in 2018 for the first time in program history with an average 24,527 fans per game.

• Troy has set the single-season attendance record four times since 2012.

• Troy averaged 26,130 fans per game during the 2023 season, a new single-season record.

### Largest Veterans Memorial Stadium Crowds

Crowd	Opponent	Date	Result
1. 31,010	Army	11/12/22	W, 10-9
2. 29,612	Boise State	9/1/18	L, 20-56
3. 29,278	Alabama State	9/9/17	W, 34-7
4. 29,024	Florida A&M	9/21/24	W, 34-12
5. 29,013	Mississippi State	9/15/12	L, 24-30
6. 28,212	South Alabama	11/2/23	W, 28-10
7. 28,179	Stephen F. Austin	9/2/23	W, 48-30
8. 27,514	Marshall	9/24/22	W, 16-7
9. 27,421	Nevada	8/31/24	L, 26-28
10. 27,324	Akron	9/23/17	W, 22-17
11. 27,108	Southern Miss	9/14/19	L, 42-47
12. 26,957	Arkansas State	10/7/23	W, 37-3
13. 26,634	James Madison	9/16/23	L, 14-16
14. 26,621	Louisiana	11/18/23	W, 31-24
15. 26,574	Missouri	9/9/04	W, 24-13
16. 26,437	Arkansas State	9/28/19	L, 43-50
17. 26,265	Alabama State	9/2/06	W, 38-0
18. 26,211	South Alabama	11/6/21	W, 31-24
19. 26,189	Alabama A&M	9/10/22	W, 38-17
20. 26,124	Western Kentucky	9/23/23	W, 27-24

### Largest Crowds for a Troy Game

Crowd	Opponent	Date	Result
1. 102,989	at Ohio State	9/20/08	L, 10-28
2. 99,879	at LSU	9/30/17	W, 24-21
3. 92,746	at Georgia	11/3/07	L, 34-44
	at Georgia	9/20/14	L, 0-66
5. 92,103	at LSU	11/15/08	L, 31-40
6. 90,349	at Florida	10/12/09	L, 6-56
7. 90,244	at Florida	9/8/07	L, 31-59
8. 89,493	at LSU	10/23/04	L, 20-24
9. 89,360	at Nebraska	9/15/18	W, 24-19
10. 84,799	at Nebraska	9/23/06	L, 0-56

## TROJANS WITH DEGREES

• Entering the season, four current players have already received their undergraduate degree from Troy.

• The following players have already earned their undergraduate degrees - Daniel King, Tavon Matthews, Landon Parker and Terry Thomas.

• Additionally, the following players are on track to graduate this December - Eli Russ, Darrell Starling, Caleb Chappelle, Luis Medina, Raymond Cutts, Zeriah Beason, Robert Cole, Ethan Conner, Brendan Jackson and Peyton Higgins

**BY THE NUMBERS**

Overall Record.....	1-7
Sun Belt.....	0-4
Non-Conference.....	1-3
Home.....	1-3
Road.....	0-4
Neutral.....	0-0
Scoring first.....	1-2
Opponent scoring first.....	0-5
Leading after first.....	1-1
Trailing after first.....	0-4
Tied after first.....	0-2
Leading at halftime.....	1-3
Trailing at halftime.....	0-4
Tied at halftime.....	0-0
Leading after third.....	1-0
Trailing after third.....	0-6
Tied after third.....	0-1
Overtime games.....	0-0
Against Top 25.....	0-0
Against Top 15.....	0-0
Against Top 10.....	0-0
On Natural Grass.....	0-0
On Field Turf.....	1-7
Scoring 0-10 points.....	0-2
Scoring 11-20 points.....	0-2
Scoring 21-30 points.....	0-2
Scoring 31-40 points.....	1-1
Scoring 41-50 points.....	0-0
Scoring 51+ points.....	0-0
Allowing 0-10 points.....	0-0
Allowing 11-20 points.....	1-1
Allowing 21-30 points.....	0-2
Allowing 31-40 points.....	0-4
Allowing 41-50 points.....	0-0
Allowing 51+ points.....	0-0
Rushing for 99 or fewer yards.....	0-3
Rushing for 100-199 yards.....	0-3
Rushing 200-299 yards.....	1-1
Rushing for 300+ yards.....	0-0
Allowing 0-99 rushing yards.....	1-0
Allowing 100-199 rushing yards.....	0-3
Allowing 200-299 rushing yards.....	0-4
Allowing 300+ rushing yards.....	0-0
Passing for 0-99 yards.....	0-1
Passing for 100-199 yards.....	0-3
Passing for 200-299 yards.....	1-2
Passing for 300-399 yards.....	0-0
Passing for 400+ yards.....	0-0
Allowing 0-99 passing yards.....	0-0
Allowing 100-199 passing yards.....	0-5
Allowing 200-299 passing yards.....	1-1
Allowing 300-399 passing yards.....	0-2
Allowing 400+ passing yards.....	0-0
Total offense 0-299 yards.....	0-4
Total offense 300-399 yards.....	0-2
Total offense 400-499 yards.....	0-1
Total offense 500+ yards.....	1-0
Allowing 0-299 yards total offense.....	0-1
Allowing 300-399 yards total offense.....	1-3
Allowing 400-499 yards total offense.....	0-2
Allowing 500+yards total offense.....	0-1
Having 100-yard rusher.....	1-3
Opp. having 100-yard rusher.....	0-4
No turnovers.....	1-2
One turnover.....	0-2
Two turnovers.....	0-1
Three+ turnovers.....	0-2
No takeaways.....	1-4
One takeaway.....	0-1
Two takeaways.....	0-1
Three+ takeaways.....	0-1
More than 30:00 of possession.....	0-4
Less than 30:00 of possession.....	1-3

**TROY IN SEASON OPENERS / HOME OPENERS**

- The Trojans are 11-11 in season openers since moving to the FBS in 2001.
- Troy is 54-42-6 all-time in season openers and 19-11 as a NCAA Division I (FCS & FBS) member (1993-present).
- Troy has won four straight home openers and seven of the last eight (Boise State, 2018).

**O P4, WHERE ART THOU**

- The 2020 season marked the first for Troy since 2000 that the Trojans did NOT play a team from a Power 5 conference. The Trojans were scheduled for a home game against NC State and road game at Tennessee before the ACC & SEC altered their schedule models.
- Troy's trip to Iowa in week four is the program's ninth all-time against the current Big 10 membership and first since a 24-19 victory at Nebraska in 2018.

- With no SEC team on the schedule in 2024, it marks just the seventh time in 23 seasons since Troy moved to the FBS ranks that the schedule doesn't feature an SEC opponent.
- Troy is 13-56 all-time against the current members of Power 4 conferences ... the only conference that Troy has not played a current or former member from is the Pac 2.
- Troy's last P5 win came in 2018 at Nebraska.

**TROY PLAYS THE BEST AROUND**

- Troy has played the who's who of college football since moving to FBS in 2001.
- Troy has picked up victories over LSU, Nebraska, Oklahoma State, Missouri and Mississippi State and have put the scare into several teams including LSU (leading 31-10 in the fourth quarter in 2008) and Florida State (tied 17-17 with two minutes in fourth quarter in 2006).

**HEAD COACH DEBUTS**

Coach	Year	Score	Opponent
Vergil Parks McKinley	1909	T, 0-0	at Union Springs
Dan Herren	1910	T, 0-0	Wetumpka
George Penton	1911	W, 16-5	Columbus
J.W. Campbell	1921	L, 0-30	at Luverne
Ross V. Ford	1924	T, 0-0	Samford Reserves
Otis Bynum	1925	L, 12-14	Ramer
Gladwin Gaumer	1927	L, 0-6	at Samford Freshman
Albert Elmore	1931	L, 0-19	Norman
Albert Choate	1938	W, 27-0	South Georgia
Fred McCollum	1947	L, 7-13	Union (Tenn.)
Jim Grantham	1951	L, 0-40	at Florida State
William Clipson	1956	W, 21-6	West Alabama
Billy Atkins	1967	W, 17-0	at Gordon Military
Tom Jones	1972	T, 15-15	at ULM
Byrd Whigham	1974	W, 28-6	vs. Northwestern State
Charlie Bradshaw	1976	W, 38-9	vs. Angelo State
Chan Gailey	1983	W, 33-6	vs. Tuskgee
Rick Rhoades	1985	L, 22-40	at Nicholls State
Robert Maddox	1988	W, 26-13	SE Missouri State
Larry Blakeney	1991	L, 10-21	at Central Florida
Neal Brown	2015	L, 21-49	at NC State
Chip Lindsey	2019	W, 43-14	Campbell
Jon Sumrall	2022	L, 10-28	at No. 21 Ole Miss
Gerad Parker	2024	L, 26-28	Nevada
<b>Overall</b>		<b>9-11-4</b>	

**Troy's Power 5 Conference Opponents**

- Arkansas (4)
- Clemson (2)
- Duke (2)
- Florida (2)
- Florida State
- Georgia (2)
- Georgia Tech
- Iowa State
- Kansas State (2)
- LSU (3)
- Maryland
- Miami
- Minnesota
- Mississippi State (5)
- Missouri (4)
- NC State
- Nebraska (5)
- Ohio State
- Oklahoma State (3)
- Ole Miss
- South Carolina (4)
- Tennessee
- Virginia
- Wisconsin

**BOWL ELIGIBLE**

- Troy has reached bowl eligibility 12 times in program history.
- Prior to this season, Troy has played in a bowl game in 10-of-12 seasons it has qualified for postseason play at the FBS level. Troy was bowl eligible in 2007 (8-4) and 2013 (6-6) but did not receive a bowl invitation.
- Troy had won five straight bowl games - 2010, 2016, 2017, 2018, 2022 - until its loss to Duke in the 2023 Birmingham Bowl.
- Troy's match up with Duke in the 2023 Birmingham Bowl marked the first time in Sun Belt history that a league school had played a team from a Power 5 conference in a bowl game.

## TROY'S PRO PIPELINE

• Troy is home to the first underclassman to be drafted from the league when Jonathan Massaquoi was selected in the fifth round of the 2012 Draft.

• Massaquoi was the 33rd Trojan to be selected in the NFL Draft and the ninth in Troy's short history in the Sun Belt Conference.

• The Trojans have twice had players taken in the first round of the draft, with Leodis McKelvin (BUF, 11th overall) going in 2008 and DeMarcus Ware (DAL, 11th overall) going in 2005.

## Former Trojans in the NFL

Player	Team
Jake Andrews	New England Patriots (IR)
Buddha Jones	Seattle Seahawks (IR)
Marcus Jones *	New England Patriots
Dell Pettus	New England Patriots
Javon Solomon	Buffalo Bills
Reddy Steward	Chicago Bears (PS)
Kimani Vidal	Los Angeles Chargers

## Former Trojans in the CFL

Player	Team
Jarrett Doege	Edmonton Eskimos
Will Sunderland	Hamilton Tigercats

\* Began Career at Troy

• Troy players in Super Bowls has been a common sight recently. Since 2003, seven former Trojans have made 10 appearances in a Super Bowl. All told, 11 former Trojans have made 13 total appearance in the Super Bowl.

• Virgil Seay (Washington) 1983 (XVII) & 1984 (XVIII); Jack Peavey (Denver) 1988 (XXII); Kerry Jenkins (Tampa Bay) 2003 (XXXVII); Osi Umenyiora (NY Giants) 2008 (XLII) & 2012 (XLVI); Steve McLendon (Pittsburgh) 2011 (XLI) & (Tampa Bay) 2021 (LVI); Lawrence Tynes (NY Giants) 2012 (XLVI); Jerrel Jernigan (NY Giants) 2012 (XLVI); DeMarcus Ware (Denver Broncos) 2016 (50); Mario Addison (Carolina Panthers) 2016 (50).

## GIANT KILLERS

• For a second straight season and for the fifth time since moving to the FBS level, Troy knocked off a team from a Power Five Conference when the Trojans defeated Nebraska, 24-19, in 2018.

• In the five victories, Troy forced a combined 19 turnovers -- Mississippi State (4), Missouri (3), Oklahoma State (5), LSU (4) and Nebraska (3).

• In four of the five victories, Troy had a big special teams play -- Missouri (Blocked Punt), Oklahoma State (Blocked PAT, Punt Return TD), LSU (Whistle Field Goal at End of First Half) and Nebraska (Punt Return TD).

## ROSTER MAINTENANCE

• Due to COVID-19 during the 2020 season, all players were granted an extra year of eligibility by the NCAA.

• Troy elected to NOT move forward players' eligibility years on the roster from last year to accurately reflect how many years of playing time players have left.

• Wide receiver Landon Parker is one of 34 players nationally to be in their seventh season of eligibility. He is one of top in the Sun Belt; ironically, the other, Brennan Milliron (Southern Miss), began his career at Troy.

## PLAYS PER GAME

• A look at Troy's plays per game over the last five years.

Season	National Rank	Plays
2019	15th	73.58
2020	44th	71.27
2021	100th	65.42
2022	106th	64.07
2023	55th	67.36
2024	123rd	60.25

• Troy ran just 47 offensive plays in its game at Iowa; it was the Trojans' fewest offensive plays since also running 47 plays at Georgia Southern on Nov. 14, 2015. The Trojans ran 46 plays in the 2015 season opener at NC State.

• Troy's games in 2024 have averaged just 121.13 combined plays, the 11th fewest in the country (Kentucky, 116.5) North Texas leads the country with 147.50 combined plays. Troy and A-State combined to run 153 plays, a season high for the Trojans.

## THE SKINNY ON THE COIN TOSS

• Troy is 12-24 on the coin toss the last three seasons, including a 3-11 mark in 2023.

## 2024 Coin Toss

Opponent	W/L	Troy	Result
Nevada	L	Receive	Punt
Memphis	L	Receive	Punt
Iowa	L	Receive	Punt
Florida A&M	L	Receive	TD
ULM	W	Receive	FG
Texas State	W	Receive	Punt
South Alabama	W	Defer	Punt
Arkansas State	W	Defer	FG
Coastal Carolina			
Georgia Southern			
Louisiana			
Southern Miss			

## TROY'S NEW CRIB

• Troy officially moved into its new North End Zone Facility on Aug. 15, 2018, the first day of classes on campus.

• Troy began construction on a North End Zone Football Facility following the completion of the 2016 football season.

• The \$24 million facility provides the Troy football program with over 70,000 square feet of space for student-athletes, staff and fans. Additionally, a 35-by-90-foot video board and 400 new club seats were included in the project. The facility is located 30 feet off the backline in the north end zone of Veterans Memorial Stadium and will be three floors.

## Student-Athletes:

The North End Zone Football Facility features a new 5,000-square foot locker room, strength and conditioning center, athletic training facility, nutritional "fueling station", mud room with cool down plunge pool and team lounge.

## Football Staff:

The North End Zone Football Facility features offices for the football staff and meeting rooms with state-of-the-art video technology.

## Fans:

The North End Zone Football Facility will feature 400 new club seats that will provide an excellent vantage point of the game as well as access to exclusive concessions and parking areas. Additionally, fans will enjoy the new 35-by-90-foot video board.

## START CHARTS

Offense	2024	Current Streak	Career
Daniel King, OL	8	36	36
Eli Russ, OL	5	1	18
Chris Lewis, WR	-	-	13
Devonte Ross, WR	8	8	9
Peyton Higgins, WR	8	8	8
Boaz Stanley, OL	8	8	8
Elijah Prather, OL	8	8	8
Landon Parker, WR	7	-	7
Zerian Hudson, OL	6	-	6
Damien Taylor, RB	6	6	6
Brody Dalton, TE	5	5	5
Goose Crowder, QB	4	-	4
Ethan Conner, TE	3	-	3
Tucker Kilcrease, QB	2	-	2
Tyler Cappi, OL	2	-	2
Gerald Green, RB	2	-	2
Matt Henry, OL	2	2	2
Matthew Caldwell, QB	2	1	2
Roman Mothershead, WR	1	1	1
Carlos Slayden, OL	1	-	1

Defense	2024	Current Streak	Career
Jordan Stringer, LB	8	14	14
Luis Medina, DT	5	-	12
Terry Thomas, LB	-	-	9
Phillip Lee, BAN	7	1	8
Brendan Jackson, LB	8	8	8
LJ Green, CB	8	8	8
Justin Powe, S	8	8	8
Devin Lafayette, SPR	7	2	7
Raymond Cutts, DE	6	-	6
Damaje Yancey, CB	6	2	6
Ian Conerly-Goodly, S	6	6	6
Kam Curry, NT	5	2	5
Jamel Fils-Aime, NT	3	-	3
Julian Peterson, DT	3	3	3
Cecil Powell, S	2	-	2
Trent Henry, CB	2	-	2
Darrell Starling, SPR	1	-	1
Jah-Mal Williams, BAN	1	-	1
CK Kaba, DE	1	-	1
Jabril McNeill, DE	1	1	1

Specialist	2024	Current Streak	Career
Scott Taylor Renfroe, K	8	22	22
Robert Cole, P	8	22	22
Colton Walls, LS	8	8	8
Will Spain, SS	8	8	8
Paddy McAteer, KOS	7	7	7
Nick Troemel, KOS	1	-	1


## Longest Active Streak:

Daniel King, OL	36
Scott Taylor Renfroe, K	22
Robert Cole, P	22
Jordan Stringer, LB	14

## Most Career Starts:

Daniel King, OL	36
Scott Taylor Renfroe, K	22
Robert Cole, P	22
Eli Russ, OL	18
Jordan Stringer, LB	13
Chris Lewis, WR	13
Luis Medina, DT	12

**SERIES INFORMATION**



**Overall:** Series tied 3-3  
**At Troy:** 2-1  
**At Conway:** 1-2  
**Neutral Sites:** 0-0  
**Current Streak:** W1  
**Gerad Parker vs. Coastal Carolina:** 0-0  
**Tim Beck vs. Troy:** 0-0  
**First Meeting:** W, 42-17 (2017)  
**Last Meeting:** W, 45-26 (2022)

**SERIES RESULTS**

Year	W/L	Site	Score
2017	W	A	42-17
2018	W	H	45-21
2019	L	A	35-36
2020	L	H	38-42
2021	L	A	28-25
2022	W	H	45-26

**TROY VS. SUN BELT CONFERENCE**

Opponent	GP	W	L	T
Appalachian State	12	4	8	-
Arkansas State	21	9	12	-
Coastal Carolina	6	3	3	-
Georgia Southern	21	14	7	-
Georgia State	10	6	4	-
James Madison	3	1	2	-
Louisiana	24	11	13	-
Marshall	6	3	3	-
Old Dominion	0	0	0	-
South Alabama	13	9	4	-
Southern Miss	13	5	8	-
Texas State	15	13	2	-
ULM	22	12	9	1
<b>Total</b>	<b>166</b>	<b>91</b>	<b>74</b>	<b>1</b>

**PARKER VS. SUN BELT CONFERENCE**

Opponent	GP	W	L
Appalachian State	1	-	1
Arkansas State	-	-	-
Coastal Carolina	-	-	-
Georgia Southern	-	-	-
Georgia State	-	-	-
James Madison	-	-	-
Louisiana	-	-	-
Marshall	-	-	-
Old Dominion	-	-	-
South Alabama	1	0	1
Southern Miss	-	-	-
Texas State	1	0	1
ULM	1	0	1
<b>Total</b>	<b>4</b>	<b>0</b>	<b>4</b>

**104TH SEASON OF TROY FOOTBALL**

- The 2020 season was special for the Trojans as it marked the 100th season of Troy Football.
- Troy celebrated 100 years of football in 2008 but because of World War I and World War II and an unknown reason in 1929, Troy didn't play games for 12 seasons during that time.
- Troy did not allow a point in its inaugural season (1909) and shutout its opponents in nine of its first 14 games over a four-season stretch.

**Troy Football by the Numbers**

Seasons	104
Wins	575
National Championships	3
Conference Championships	23
Head Coaches	24
Postseason Appearances	33
NCAA DII Seasons	21
NCAA DII Playoff Appearances	3
NCAA FCS Seasons	10
NCAA FCS Playoff Appearances	7
NCAA FBS Seasons	23
FBS Bowl Appearances	10
Super Bowl Champions	8

**TOP SPEED TROJANS**

- Thanks to the state-of-the-art technology through Catapult, Troy's strength and conditioning staff, led by Darl Baur and Jon Heck, is able to track many different aspects about Troy's players including their top speed.

**Troy Top Speeds**

1. Mojo Dortch, WR	22.83
2. Justin Powe, S	22.70
3. Jordan Lovett, RB	22.53
4. Gerald Green, RB	22.40
5. Jabril McNeill, DE	22.33
6. Trent Henry, CB	22.16
7. Jarris Williams, RB	22.10
8. Jackson Thomas, WR	21.86
9. Zeriaha Beason, WR	21.73
Raymond Cutts, DE	21.73
11. Demaje Yancey, CB	21.69
12. Tre Shaw, BAN	21.67
13. Terry Thomas, LB	21.60
14. Devonte Ross, WR	21.56
15. Cecil Powell, S	21.55
16. Damien Taylor, RB	21.50
17. Peyton Higgins, WR	21.39
18. DJ Epps, WR	21.29
19. Phillip Lee, BAN	21.26
20. Devin Lafayette, SPR	21.18
21. Jordan Stinger, LB	21.15
22. Ian Conerly-Goodly, S	21.05
23. LJ Green, CB	21.02
24. Roman Mothershead, WR	20.86
25. Jah-Mal Williams, BAN	20.72
26. Ethan Conner, TE	20.62
27. Jabri Strait, CB	20.51
28. Trae Swartz, TE	20.37
29. Brendan Jackson, LB	20.12
30. Goose Crowder, QB	19.82

**TROJAN TRENDS**

**Notable Trends Since 2015\***

More than 400 Yards of Offense.....	49-8
Rushing for 150+ Yards.....	39-4
Rushing for 200+ Yards.....	22-0
Scoring 21-Plus Points.....	67-16
Scoring 28-Plus Points.....	56-9
Scoring 35-Plus Points.....	37-5
Scoring 40-Plus Points.....	24-3
Scoring 50-Plus Points.....	10-0
Scored First.....	50-14
Win the First Half.....	62-7
Win the 1st Quarter.....	52-6
Allowed Less than 100 Rushing Yards.....	38-2
Allowed Less than 150 Rushing Yards.....	55-14
Allowed Less than 35 Points.....	74-22
Allowed Less than 17 Points.....	36-1
Allowed Less than 14 Points.....	27-1
Allowed Less than 10 Points.....	18-0
Allowed Less than 300 Total Yards.....	32-4
Outrushing Opponent.....	59-7
Turnover Margin of +1 or Greater.....	47-8
Turnover Margin of +2 or Greater.....	27-1
Turnover Margin of +3 or Greater.....	15-0
Turnover Margin of +4 or Greater.....	9-0
Allowed 35+ Points.....	0-25
Allowed 40+ Points.....	0-16
Scored Less than 24 Points.....	10-35
Scored Less than 21 Points.....	7-31
Scored Less than 17 Points.....	5-25
Scored Less than 14 Points.....	3-20
Shutout in First Quarter.....	12-21
Trailing at Halftime.....	11-37

**Notable Trends Since 2004 (Joined SBC)**

200+ Rushing Yards.....	50-2
250+ Rushing Yards.....	26-0
30+ Points Scored.....	97-25
40+ Points Scored.....	50-5
50+ Points Scored.....	13-0
Less Than 24 Points Allowed.....	106-17
+1 Turnover Margin or Greater.....	78-23
+2 Turnover Margin or Greater.....	47-8
+3 Turnover Margin or Greater.....	25-1
Allow Less Than 100 Rushing Yards.....	64-5
One or More Special Teams TDs.....	16-7
Block a Kick.....	18-10
Red Zone Trip Advantage.....	99-26
Less Than 24 Points Scored.....	16-71
35+ Point Allowed.....	3-62
-3 Turnover Margin or Greater.....	2-26

## NATIONAL POLLS

### ASSOCIATED PRESS

Rk.	School	Rec.	Pts.
1	Oregon (61)	8-0	1549
2	Georgia (1)	6-1	1467
3	Penn State	7-0	1417
4	Ohio State	6-1	1324
5	Miami	8-0	1283
6	Texas	7-1	1276
7	Tennessee	6-1	1081
8	Notre Dame	7-1	1000
9	BYU	8-0	995
10	Texas A&M	7-1	972
11	Iowa State	7-0	968
11	Clemson	6-1	968
13	Indiana	8-0	952
14	Alabama	6-2	706
15	Boise State	6-1	619
16	LSU	6-2	577
17	Kansas State	7-1	571
18	Pittsburgh	7-0	570
19	Ole Miss	6-2	471
20	SMU	7-1	400
21	Army	7-0	312
22	Washington State	7-1	220
23	Colorado	6-2	152
24	Illinois	6-2	113
25	Missouri	6-2	44

**Others Receiving Votes:** Vanderbilt 41, Memphis 34, Tulane 28, Navy 23, Louisville 5, UNLV 4, Arkansas 4, Louisiana 3, South Carolina 1

### AFCA COACHES POLL

Rk.	School (1st)	Rec.	Pts.
1	Oregon (53)	8-0	1349
2	Georgia (1)	6-1	1270
3	Penn State	7-0	1239
4	Ohio State	6-1	1160
5	Miami	8-0	1136
6	Texas	7-1	1096
7	Tennessee	6-1	987
8	Clemson	6-1	942
9	Notre Dame	7-1	853
10	Iowa State	7-0	846
11	Texas A&M	7-1	806
12	BYU	8-0	786
13	Indiana	8-0	741
14	Alabama	6-2	619
15	Kansas State	7-1	533
16	LSU	6-2	530
17	Pittsburgh	7-0	495
18	Ole Miss	6-2	475
19	Boise State	6-1	459
20	SMU	7-1	346
21	Army	7-0	278
22	Washington State	7-1	160
23	Missouri	6-2	114
24	Illinois	6-2	89
25	Memphis	7-1	76

**Others Receiving Votes:** Colorado 75, Tulane 27, Louisiana 14, Vanderbilt 13, Navy 10, UNLV 7, Arizona State 5, Virginia Tech 3, Duke 3, Arkansas 3, James Madison 2, Louisville 2, Michigan 1

## TROY IN THE POLLS

- When Troy made an appearance in the AP Top 25 on Nov. 13, 2016, it marked the first time in Troy's history that it appeared in either major poll. Troy also became the first Sun Belt team to ever appear in the national rankings.

- Troy's final positioning in the AP and Coaches Poll in 2017 were both program highs. The Trojans finished with 14 points, good for No. 31, in the AP Poll, and 40 points, good for No. 27, in the Coaches Poll.

- Troy's preseason votes in the 2018 AP Poll were the first in school history in the initial poll of the season, while the preseason coaches votes are the most in school history.

### 2022

- It took 15 weeks and a 10-game winning streak, but Troy finally made its return to the Top 25 in 2022 and did so in historic fashion.

- Troy's No. 24 ranking in the final College Football Playoff was the Trojans' first appearance in the poll.

- Troy's No. 24 ranking the Coaches Poll is also its first-ever appearance in that poll, while Troy's No. 23 ranking in the AP Top 25 is Troy's highest ranking in school history.

- Thanks to Troy's victory over No. 22 UTSA in the Cure Bowl, the Trojans finished the season No. 19 in the AP Top 25 and No. 20 in the USA Today/Coaches Poll. Both rankings were program highs and marked the first time Troy was ranked at the end of a season.

## BATTLE FOR THE BELT

- "The Battle for the Belt" was created by both school's SGAs prior to the 2015 season.

- Troy leads the all-time series 9-3 and the Trojans lead the series 7-2 since the introduction of The Belt.

- Troy's 37-13 win in 2019 marked the first time that the home team had won the game since the The Belt was introduced. In fact, it was the first time that The Belt didn't change hands after the game.

- When the Sun Belt split into divisions for the 2018-21 seasons, Troy (East) and South Alabama (West) were split apart; however, a league-wide agreement allowed the game to continue each year as a permanent cross-divisional opponent.

- Prior to this year, Troy had won six straight meetings against its rival with the victories coming by a combined 173-70 margin.

- The Trojans limited the Jags to just 288.5 yards and 11.7 points per game during the six-game winning streak.

- Troy and South Alabama have played three games at Hancock Whitney Stadium; Troy has held South Alabama without a touchdown in 11-of-12 quarters played in the stadium.

## FUTURE SCHEDULE

### 2025

Memphis  
Nicholls State  
at Clemson  
at UMass

### 2026

Sam Houston  
Alabama State  
at Mississippi State  
at Missouri

### 2027

Mississippi State  
Southeastern Louisiana  
Buffalo  
at Miami (Fla.)

### 2028

NC State  
West Georgia  
at UAB  
at Clemson

### 2029

UAB  
at Sam Houston

### 2030

Louisiana Tech

### 2031

at Nevada

### 2032

UAB  
at Louisiana Tech

### 2033

at UAB  
Middle Tennessee

### 2034

Army  
at Middle Tennessee

### 2035

BYU

### 2039

at Army

## TROY'S 50-POINT GAMES (DIVISION I ERA)

- Troy has topped the 50-point plateau 13 times at the FBS level.

### Troy 50-Point Games (Division I)

Opponent	Year	Score
Southern	2021	55-3
Texas State	2019	63-27
Florida A&M	2018	59-7
North Texas	2017	50-30
Texas State	2017	62-9
UMass	2016	52-31
New Mexico State	2016	52-6
Austin Peay	2016	57-17
ULM	2015	51-14
at New Mexico State	2015	52-7
Savannah State	2013	66-3
North Texas	2009	50-26
Alcorn State	2008	65-0

**FCS Era**

Alabama State	2000	62-19
Samford	1996	50-10
at Alcorn State	1996	61-7
at Samford	1995	50-20
UAB	1995	60-7
at Charleston Southern	1995	66-7
Western Kentucky	1995	56-39
Charleston Southern	1994	55-20
Samford	1993	52-24
Alcorn State	1993	63-21
Charleston Southern	1993	56-0

**COACH QUICK HITTERS**

• All of Troy's defensive coaches have served as a defensive coordinator at the collegiate level - Chris Boone (Samford / East Miss CC / Murray State / Northwestern State / Jacksonville State / UT Martin / East Central CC), Nathan Burton (Kennesaw State / Georgia Tech / West Alabama / Shorter), Justin Manning (Tufts), Travis Pearson (Alabama State / Alabama A&M / South Alabama).

• Tight ends and tackles coach Kevin Rehiner, served as the offensive coordinator at Old Dominion in 2022. He holds a bachelor's degree in engineering management from Stanford and was the first-ever graduate transfer to play at Penn State.

• Caleb Carbine transferred to Troy in 2011 after beginning his career at North Alabama. Carbine went from walk-on, to two-time starter and scholarship recipient for the Trojans.

• Gary Banks began his career as a professional baseball player before his playing career at Troy. Banks won a pair of Sun Belt titles and played in two bowl games during his playing career for the Trojans before going on to a career in the NFL.

• Travis Pearson had an eventful professional career playing across the Arena Football League for eight years, where he was named to the league's 15th Anniversary Team in 2003. Pearson suffered a season-ending injury with the Los Angeles Avengers in 2000 and spent the next year rehabbing to get back on the field. On the first play in 2001, he suffered another injury which effectively ended his career.

• Sean Reagan has worked with three of Troy's last four head coaches; and his career coincides with the other.

- Graduate assistant and quarterbacks coach under Larry Blakeney.
- Quarterbacks coach and co-offensive coordinator under Neal Brown.
- Chip Lindsey was the QB coach in 2010 when Reagan left to be a graduate assistant at Texas Tech.
- QB coach for three seasons when Jon Sumrall was the assistant head coach and linebackers coach

**TROJAN HOUSE**

Taking a page out of the Troy men's basketball playbook, the coaching staff invaded Waffle House late in the evening following Troy's first scrimmage of fall camp for a much-needed reprieve from their offices on the second floor of the North End Zone Facility.

Fifteen or so coaches and staff shoved into the booths of Waffle House and carried on about life, family, the glory days ... pretty much anything other than football.

"An All-Star Special has some magic in it," Parker said. "It's a grind for us too, and sometimes being able to get outside the building is needed. I don't think we talked

one thing about football. Being able to sit in a booth, eat a good meal and share old stories – find a way to connect outside the office – is always good for our souls. It sure helped me sleep better last night; the sausage patties helped too!"

**YOUR WHY, HEROES AND HARDSHIPS**

After every practice in the spring, Troy's assistant coaches, many of whom became emotional while delivering their message, shared their why. Why Troy? Why coach football? Why they are who they are. In fall camp, the messages changed to who their heroes are and a hardship along the way and how they overcame it.

Heroes spanned from parents battling illnesses, spouses who have barely unpacked boxes before moving to the next job and community members who simply wanted to make a difference in a young boy's life.

Tears were shed during the messages not only by the coaches sharing their testimonials but also by the 175 pairs of eyes that were locked onto the speaker.

"I want our great leaders of this program, the people we've hired, to have a voice," Parker said. "They've earned the right to have a voice; they are great men, great fathers, great husbands, and what better way to model that than to let them be felt through our football team. We're learning each other, and there are some powerful leaders in this program. I don't want to be the only one leading; I think that is selfish and not doing our great coaches justice. The best way to empower people is to give them a voice."

**OFFENSE NOTES**

**OFFENSE QUICK HITTERS**

- Troy is having to replace a significant amount of production on offense from last season.
  - 97.5 percent of its passing yards  
Gunnar Watson - 3,569 yards
  - 78.2 percent of its rushing yards  
Kimani Vidal - 1,661 yards
  - 73.5 percent of its receiving yards  
Jabre Barber - 999 yards  
Chris Lewis - 735 yards

• Troy had just three players start the opener on offense who had started a collegiate game for the Trojans -- Daniel King (28), Eli Russ (13) and Devonte Ross (1).

**DEVONTE ROSS**

• Caught a 98-yard touchdown pass against Florida A&M; it is the 98-yard pass is the longest play from scrimmage this season in the country.

• Ranks 17th nationally averaging 15.5 all-purpose yards per play and 16th with 131.4 all-purpose yards per game.

• Devonte Ross' eight touchdowns this season have been from an average of 37.88 yards. He ranks sixth nationally with his eight touchdown receptions.

• Devonte Ross leads the Sun Belt in touchdown receptions, receiving yards, total touchdowns and all-purpose yards.

• Devonte Ross' 229 receiving yards against FAMU set a Troy single-game record. The previous record was held by Danny Grant, who had 225 vs. McNeese State in 1968 during Troy's 1968 NAIA National Championship season.

• Against FAMU, Goose Crowder connected with Devonte Ross for a 98-yard touchdown reception. It was the second longest scoring play in Troy history. Mike Turk connected with Titus Dixon for a 99-yard receiving touchdown in 1986.

• Devonte Ross became the first Troy player with multiple touchdown receptions in consecutive games since Eric Thomas had two against North Texas and Florida Atlantic in 2011. Ross had two touchdown receptions at Iowa and had three against Florida A&M.

• Devonte Ross already has four 100-yard games ... Troy's single-season record is five by Kaylor Geiger (2019) and Chip Reeves (2012).

• Devonte Ross ranks 6th in the country (min. 60 targets) averaging 7.6 yards after reception and is 9th the country averaging 15.4 yards per catch (min. 60 targets).

• Has been targeted 76 times this season, the 11th most in the country.

• The Trojans have had three different quarterbacks start multiple games this season -- Goose Crowder (4), Tucker Kilcrease (2), Matthew Caldwell (2).

• Troy is one of just three teams in the county to have scored on all of its red zone opportunities (20-of-20).

• Devonte Ross has crossed the 100-reception mark for his career as he pushed his tally to 102, just two outside the top 20 in program history.

• Brody Dalton caught his first career touchdown pass at Arkansas State. It was Dalton's 28th career game played between his career at UAB and Troy.

• Troy rushed for 162 yards as a team, which included a -23-yard team rush; it marked the fifth time this season that Troy has rushed for more than 100 yards.

• Troy's offensive line did not allow a sack; the first time this season, it has done so. It was Troy's sixth different offensive line combination in eight games, which is tied for the third most in the country.

• The Trojans rushed for 201 yards against ULM, marking the second straight game with more than 200 yards on the ground. It was the first time Troy has rushed for more than 200 yards in consecutive games since Arkansas State and Army last season.

• Troy's 200-yard rushing game against ULM marked the first loss when rushing for 200-plus yards since a 55-48 loss at Tennessee in 2012 (225 yards).

• Tucker Kilcrease rushed for 55 yards against ULM, the most by a Troy quarterback since Sawyer Smith (56 yards) and Kaleb Barker (111 yards) against Georgia State on Oct. 4, 2018.

• Damien Taylor ranks 11th nationally, averaging 4.44 yards after contact (min. 75 carries).

• Troy became just the sixth team since the 2022 season to throw for 229 yards or more against the Iowa defense; Troy did it with its second and third-string quarterbacks.

• Troy ran just 47 offensive plays in the game against ULM, its fewest since also running 47 plays at Georgia Southern on Nov. 14, 2015. The Trojans ran 46 plays in

the 2015 season opener at NC State.

- Troy has scored on 88.24 percent of its drives this season which have covered 10 or more plays (14-of-17).

- Big plays have been key to Troy's success offensively, the Trojans have scored on just 6.3 percent of its drives (3-of-48) without a big play (any pass of 15+ yards or a rush of 12+ yards). Troy has scored on 65.8 percent of drives with a big play (25-of-38).

- Troy has found success scoring points on sustained drives this season; the Trojans have scored on 19-of-20 drives this season when picking up three first downs (the one it didn't was when it ran out the clock in the 4Q against FAMU). The numbers are pretty good at two first downs too, where Troy has a 74.3 percent score rate.

- Troy has only had two drives start from the minus 40-yard line or better this season; one resulted in a missed field goal and the other a touchdown. 43.9 percent of Troy's drives have started between the -20 and -29.

- Troy's game against ULM was the Trojans' first without a touchdown since Nov. 23, 2019, against Louisiana (53-3).

- Troy's 71 passing yards against ULM was its fewest since passing for 13 yards at Georgia Southern in 2014.

- Devonte Ross became the first Troy player since at least 2011 with multiple 60-yard receptions in the same game when he had TD catches of 63 and 62 yards at Iowa ... he is one of just four players in the country with multiple 60-yard receptions this season.

- Devonte Ross finished with five catches for 142 yards at Iowa; it was the most receiving yards by a Troy player since Kaylon Geiger's 145 yards against Coastal Carolina in 2019.

- Goose Crowder completed 5-of-7 passes for 37 yards and rushed twice for 16 yards, including an 11-yard touchdown at Memphis before leaving the game with an injury (on his 11-yard touchdown run). His rushing touchdown was the first rushing touchdown by a Troy quarterback since Gunnar Watson at Texas State on Oct. 28, 2023.

- Matthew Caldwell, a walk-on transfer from Gardner-Webb, took over for Crowder and completed 11-of-19 passes; also rushed for a touchdown.

- Due to injuries at QB (Crowder) and center (Russ), Troy was playing a walk-on at quarterback (Matthew Caldwell) and center (Tyler Cappi), at Memphis. That continued to the Iowa game where Caldwell and Cappi started the contest.

- Goose Crowder finished with 16 rushing yards on two carries before leaving the game against Memphis in the second quarter with an injury. He became the first Troy quarterback since Brandon Silvers in 2017 to rush for positive yards in consecutive games; Crowder rushed for 29 yards on 10 carries against Nevada in the opener. Silvers rushed for four yards at Arkansas State and six yards against North Texas in the New Orleans Bowl in the final two games of his Troy career.

- Against Memphis, Troy had two rushing touchdowns from the quarterback position for the first time since Gunnar Watson rushed for two touchdowns at App State on Sept. 17, 2022.

- All three of Troy's quarterbacks finished with positive rushing yards - Goose Crowder (16), Tucker Kilcrease (12) and Matthew Caldwell (6).

- The Memphis game marked the first time since Nov. 5, 2016, against UMass that two different Troy quarterbacks rushed for a touchdown in the same game; Brandon Silvers scored on a 3-yard run in the first quarter and Sawyer Smith scored a 7-yard touchdown in the fourth quarter.

- Last season, Gunnar Watson and Kimani Vidal became the third Troy duo to pass for 3,000 yards and rush for 1,000 yards in a season.

- 2016 (Brandon Silvers, Jordan Chunn)
- 2012 (Corey Robinson, Shawn Southward)

- The opener snapped a streak of 18 straight games won by Troy when rushing for 100 yards; the Trojans rushed for 191 yards in the loss. Troy has won 21 of the last 25 games when it rushes for 100-plus yards. Troy is 64-18 since 2015 when rushing for 100 yards or more in a game.

- Prior to the Nevada game, Troy's last loss when rushing for 100-plus yards was at Coastal Carolina in 2021 (164 yards).

- Troy rushed for 191 yards in the loss to Nevada; it was the most rushing yards by a Troy team in a loss since rushing for 192 yards in a 41-36 loss at Louisiana in 2013.

- Kimani Vidal, now with the San Diego Chargers, became Troy's first AP All-American since 2000; he was named to the third team in 2023 ... Vidal finished the season second nationally (Oklahoma State's Ollie Gordon III) with 1,661 rushing yards.

- West Virginia, where OC Sean Reagan coached last season, ranked as the nation's sixth-best rushing team per PFF. The Mountaineers finished third nationally, averaging 228.9 rushing yards per game.

- West Virginia finished 2023 ranked 27th nationally in total offense (434.6), 38th in scoring (31.5), third in sacks allowed (0.77) and fifth in yards per completion (15.02).

- WVU quarterback Garrett Greene finished second nationally, averaging 16.37 yards per completion and ninth, averaging 6.43 yards per carry.

- Chris Lewis, who will miss the season after undergoing treatment for osteosarcoma, led the country last season averaging 22.97 yards per catch. He finished the season tied for 16th with 10 touchdown catches (which he did on just 32 receptions).

- Troy is 47-7 since 2015 when tallying 400+ yards of offense and 20-0 since 2015 when rushing for 200+ yards. Troy topped the 400-yard mark in 8-of-10 wins last year (ULM, ULL) and was under the threshold in the two losses.

- Ethan Connor became the first tight end since at least 1990 to have multiple touchdown receptions in a game when he did so in the 2023 opener. He had four touchdowns this season, the previous single-season tight end record was just three touchdowns (A.J. Lewis 2019; Deyunkrea Lewis 2021).

- Troy has to replace 89 starts across its offensive line with the departure of Grant Betts (51), Derrick Graham (23), Blake Austin (11), Carson Burt (3) and Colby Smith (1) from the 2023 team.

## LONG DRIVE NETS A TOUCHDOWN

### Troy's 90-Yard Scoring Drives (FBS 2001-pr.)

Opponent	Year	Yards	Type
Florida A&M	2024	98	TD
South Alabama	2023	96	TD
Arkansas State	2023	95	TD
Georgia State	2023	93	FG
Arkansas State	2022	94	TD
Western Kentucky	2022	93	TD
Eastern Kentucky	2020	91	TD
Georgia State	2019	98	TD
Akron	2019	91	TD
Southern Miss	2019	93	TD
Southern Miss	2019	97	TD
Georgia Southern	2018	92	TD
South Alabama	2018	98	TD
ULM	2018	96	TD
North Texas	2017	92	TD
Texas State	2017	90	TD
Akron	2017	97	TD
Alabama State	2017	95	TD
New Mexico State	2016	91	TD
New Mexico State	2015	97	TD
New Mexico State	2015	92	TD
ULM	2014	98	TD
Abilene Christian	2014	90	TD
Duke	2013	91	TD
Arkansas State	2012	91	FG
Tennessee	2012	93	TD
Florida Atlantic	2012	95	FG
Mississippi State	2012	91	TD
UAB	2011	96	TD
Arkansas State	2010	92	TD
Florida Atlantic	2009	90	TD
Western Kentucky	2009	90	TD
FIU	2008	90	TD
Middle Tennessee	2007	91	TD
Georgia	2007	91	TD
Louisiana	2006	94	TD
Missouri	2004	93	TD
Southern Utah	2002	98	TD
UAB	2002	92	TD
Jacksonville State	2001	91	TD

## QB NOTES

### LET LOOSE THE GOOSE

- Now in his second year in the program after transferring from West Virginia, Will "Goose" Crowder was Troy's starting QB heading into 2024 ... he will finish the season having played in just 11 quarters in four games due to injury.

- No Will, Only Goose!! Goose got the nickname from his brother, Michael, when they were younger in honor of their favorite movie, Top Gun.

- Completed 5-of-6 passes on Troy's game-ending drive against Nevada to set up the two-point conversion for the tie, including a 16-yard TD pass to Devonte Ross. The drive was nine plays and covered 75 yards in 1:56.

- Opened against Nevada completing just four of his first 10 attempts, he completed five of his next six and then completed 11 of his final 13, with one of those a drop.

- Suffered a game-ending injury on his 11-yard touchdown run at Memphis. Finished with 16 rushing yards on two carries before leaving the game in the second quarter. Became the first Troy quarterback since Brandon Silvers in 2017 to rush for positive yards in consecutive games;

Crowder rushed for 29 yards on 10 carries against Nevada in the opener.

- Returned against Florida A&M to complete 18-of-25 passes for 295 yards and four touchdowns; also rushed five times for 19 yards.

- Marched Troy down the field on a 13-play drive to open the game and had the Trojans at midfield on the second drive against ULM before suffering a game-ending injury ... missed Troy's game against Texas State due to the injury.

- Completed 15-of-19 passes, with a touchdown in limited action at Troy and West Virginia.

- At Gardendale High School, played in the 2020 Alabama/Mississippi All-Star Game, completing 9-of-12 for 152 yards and two touchdowns ... Sports Illustrated All-American finalist.

### BACKUPS SHINE AT IOWA

- With Goose Crowder out for Troy's game at Iowa, walk-on sophomore Matthew Caldwell got the call behind center for the Trojans.

- Matthew Caldwell completed 14-of-21 passes for 156 yards, a touchdown and an interception in his first start as a Trojan. Connected with Devonte Ross for a 63-yard touchdown pass in the second quarter.

- Tucker Kilcrease threw his first career touchdown pass with a 62-yard strike to Devonte Ross in the third quarter. Kilcrease finished the game 2-of-5 for 73 yards through the air and rushed for 14 yards on five carries.

- Troy became just the sixth team since the 2022 season to throw for 229 yards or more against the Iowa defense; Troy did it with its second and third-string quarterbacks.

- Kilcrease played in spot situations against FAMU, where he rushed the ball five times for 44 yards and threw the record-breaking completion to Devonte Ross.

- After Crowder left the game against ULM in the first quarter, Kilcrease played all but one snap the remainder of the game.

- Kilcrease took the majority of the snaps against Texas State (57-of-66) ... completed 17-of-28 attempts for 249 yards and a pair of touchdowns; also rushed nine times for 32 yards (was sacked four times for a loss of 39 yards).

### OFF THE BENCH

- Behind Goose Crowder on the bench are sophomore Tucker Kilcrease and junior Matthew Caldwell, who are locked in a battle for the No. 2 spot.

- Kilcrease is in his third year with the program after earning all-state honors at Brantley High School. Caldwell transferred to Troy this summer following two years at Gardner-Webb and one Jacksonville State.

- Caldwell, who played for Troy's Director of Leadership Adam Winegarden at Auburn High School, completed 114-of-183 passes 1,083 yards and six touchdowns in 10 games over parts of two seasons at Gardner-Webb. Rushed 33 times for 98 yards and three touchdowns for the Runnin' Bulldogs. At Jacksonville State, completed 14-of-30 passes and rushed for a touchdown as a true freshman.

### SO LONG 18

- The 2024 season will mark the first Troy's first since 2018 without Gunnar Watson in uniform.

- Watson finished his Troy career third all-time in Troy history in passing yards (10,275), third in completions (846) and fourth in passing touchdowns (65).

- Watson led Troy to consecutive Sun Belt titles, completing 474-of-774 passes for 6,387 yards and 41 touchdowns (18 INT) in 2022 and 2023.

## RB NOTES

- Troy's running back room underwent a massive overhaul this offseason with the departure of the program's all-time leading rushing, Kimani Vidal to the NFL.

- Vidal finished his Troy career a top the Troy record book in the following categories:

- Career rushing yards
- Career rushing attempts
- Career rushing yards per game
- Career 100-yard games
- Career 200-yard games
- Single-season rushing
- Single-season 100-yard games
- Single-season 200-yard games
- Single-game rushing yards
- Single-game rushing touchdowns

- There is a four-way battle to replace Vidal in 2024 headlined by senior transfer Gerald Green (ECU/Ga. Southern), redshirt freshman Jordan Lovett and junior Damien Taylor.

- Jordan Lovett and Jarris Williams have both suffered injuries (Williams season ending) which have put the bulk of the 2024 carries into the hands of Damien Taylor and Gerald Green.

- Green rushed for more than 1,300 yards and 13 touchdowns during his tenure at Georgia Southern.

- Taylor served as Vidal's primary back up last season and rushed for 346 yards and a touchdown, while Lovett played in four games (redshirted) and rushed for 49 yards on just 13 carries.

- Both Green and Lovett have Statesboro, Ga., roots (Georgia Southern) ... Green played four seasons for the Eagles, while Lovett went to high school in Statesboro.

- 2024 will make the first season since 2019 that somebody other than Kimani Vidal will finish the season as Troy's leader rusher -- Vidal led the Trojans in 2020, 2021, 2022 and 2023. DK Billingsley (901 yards) led Troy in 2019.

- Taylor forced five missed tackles in the opener, leading to 7.73 yards per carry after contact, the 12th most nationally (min. 10 carries). Green added four missed tackles forced and averaged 3.55 yards after contact. 130 of Troy's 191 yards against Nevada came after contact.

- Taylor missed the first half at Memphis, but rushed for 33 yards on seven carries after the break. Limited to just 1.86 yards after contact against the Tigers.

## WR / TE NOTES

### LOST PRODUCTION

- For a second straight season, Troy lost a chunk of its production at the receiver position.

- Heading into the 2023 season, the Trojans lost Tez Johnson and Rajae' Johnson, who combined for 92 catches, 1,576 yards and 11 touchdowns.

- Jabre Barber (75-999, 5 TD), Chris Lewis (32-735, 10 TD) and Deshon Stoudemire (43-569, 1 TD) stepped up in their place last season ... as you guessed it, all three will not play for Troy in 2024.

- Barber transferred to Texas A&M, Lewis is out for the season following cancer treatment and Stoudemire graduated.

### NEXT MAN UP

- So who is in line to be the next man up in 2024?

- Devonte Ross was close to a breakout season in 2023, finishing with 40 catches for 428 yards and three touchdowns. He averaged 10.9 yards per reception last season and led the Trojans with a 63.6 contested catch percentage (7-of-11).

- Landon Parker is expected to take a step forward in production this season, his seventh at the college level. Limited to just 18 targets last season, Parker has 58 career receptions for 1,1164 yards across his career at Troy and Wofford.

- New to the mix are a pair of West Coast transfers in Zerah Beason (Oregon State) and Mojo Dortsch (Cal, Miss. State). Dortsch was ranked as the No. 4 player in the state of Mississippi coming out of George County High School, while Beason was a top 100 player in the state of Texas.

### DEVONTE'S DEBUT

- After spending 2023 as a role player in Troy's passing game, Devonte Ross is poised to take over a lead role this season and he showed that in the opener.

- Was targeted 11 times and caught seven passes for 102 yards and a touchdown. Caught two passes on deep routes (20-plus yards) and was 1-for-1 on contested catches (touchdown in the fourth quarter).

- After a quiet game at Memphis, Ross posted his second 100-yard game of the season with a 5-catch, 142-yard performance at Iowa.

- Had touchdown catches of 63 and 62 yards against the Hawkeyes, from two different quarterbacks (Caldwell, Kilcrease). He is the first Troy player since at least 2011 with a pair of 60-yard catches in the same game.

- One of just 15 players this season with at least 75 targets; of those players ranks second in the group averaging 15.4 yards per catch and second with 7.6 yards after catch.

- One of four players in the country with three catches of 60-plus yards this season ... tied for 15th nationally in 40-yard catches (4).

- Eighth touchdown receptions have come from an average of 37.88 yards; he ranks fifth nationally with his eight touchdown grabs.

- Also returned a punt 77 yards for a touchdown at Iowa, first player since Christian McCaffrey to return a punt for a touchdown against Iowa; named SBC Special Teams Player of the Week.

### More notes in the Offensive Quick Hitters - Page 17

## E - MAN

- Troy's leading tight end Ethan Conner is a match up problem.

- Against Nevada, was targeted three times and hauled in the catch all three times.

- Had a career-best six catches for 50 yards at Iowa.

- Missed Florida A&M, ULM, Texas State and South Alabama games due to injury.

- Caught 16 passes for 168 yards and four touchdowns in 10 games last season; missed four games after suffering an injury against James Madison.

- Caught a pair of touchdown passes in the opener against Stephen F. Austin, first Trojan tight end since at least 1990 to have two touchdown receptions in a game.

- Added touchdown receptions against ULM and Southern Miss; his four TDs were tied for 27th among tight ends nationally.

## C - LEW - FROM BREAKOUT TO HEARTBREAK

- Chris Lewis went from one of the breakout players in college football in 2023 to one of the heartbreaking stories of 2024.

- Finished the 2023 season ranked 16th in the country with 10 touchdown catches and led the country averaging 22.97 yards per catch ... Multiple SportsCenter Top 10 catches, including the No. 1 and No. 2 play of the night from his three-touchdown game against South Alabama.

- Learned about a mass in his left knee after Troy's victory over App State in the Sun Belt Championship Game and was diagnosed as an aggressive malignant bone tumor in his left femur before Troy's appearance in the Birmingham Bowl.

- Lewis will miss the 2024 season as a result of his 10-week chemotherapy treatment at Children's of Alabama in Birmingham and surgery this past spring to remove the tumor.

### Non-QB Touchdown Passes (FBS)

Player	Year	Opponent	Yards
Tez Johnson	2022	Western Kentucky	7
Luke Whittemore	2018	Coastal Carolina	35
John Johnson	2017	Georgia Southern	40
John Johnson	2016	UMass	16
Khary Franklin	2013	Louisiana	6
Jaquon Robinson	2012	Western Kentucky	1
Jerrel Jernigan	2010	North Texas	19
Jason Bruce	2010	South Carolina	25
Jerrel Jernigan	2008	FIU	2
DuJuan Harris	2008	Louisiana	5
Gary Banks	2007	North Texas	22
Jason Samples	2004	Missouri	27
Jason Samples	2003	Marshall	36
Jason Samples	2001	ULM	31

# OL NOTES

## THE MOST INTERESTING MAN IN THE WORLD

- Eli Russ has quite the backstory ... his dad was a stunt double for Bill Paxton in Twister, was born on Sept. 11, 2001 and wants to be a blue whale, so he can explore the ocean.

- Missed games at Memphis & Iowa due to an injury suffered against Nevada. Returned against Florida A&M and played 47 snaps; didn't allow a pressure or a hurry. Played just 31 snaps against Texas State after suffering a game-ending injury.

- Played just 264 snaps this season; played 863 in 2023.

- Has not allowed a sack in 135 passing situations this season.

- Ranked by 247Sports as the No. 5 player out of Oklahoma and the No. 28 player at his position.

- Earned All-SBC Preseason honors in 2024 after he allowed just three sacks in 466 pass blocking situations in 2023; three hits and six hurries allowed.

- Did not allow a hit on the quarterback in 11-of-13 games; had six games with a perfect 100 efficiency rating from PFF.

## KING COUNTRY

- JUCO transfer Daniel King came in and filled a vacant spot at guard for the Trojans in 2022 and had tremendous success in his two seasons.

- Second team All-Sun Belt selection following the 2023 season and first team selection headed into the 2024 season.

- Named to the Senior Bowl Watch List.

### 2024

- Played 494 of 501 snaps this season, has allowed just one sack, while allowing just 11 pressures and three hits.

- Slid out to tackle against South Alabama due to injuries across the line and will remain there the rest of the season.

### 2023

- Played 936 total snaps ... Allowed just five sacks, four hits and six hurries in 520 pass blocking situations at right guard.

- Troy's top-rated pass blocker and run blocker per PFF.

- Posted seven games with a perfect PFF 100 efficiency rating ... Called for just three penalties all year.

### 2022

- Troy's top-rated pass blocker per Pro Football Focus ... Allowed just two sacks, one QB hit, 10 hurries and 13 pressures in 467 passing situations

- Called for just four penalties in 888 offensive snaps. Did not allow a sack in the final six games of the season.

## PLUGGING HOLES

- Troy is having to replace three starters on the offensive line (for the second straight season) following the graduation of Grant Betts and transfers of Derrick Graham (Tulane) and Blake Austin (Western Kentucky).

- Two of the three projected starters heading into the opener were on the team last year -- Boaz Stanley and Elijah Prather -- while another, Zerian Hudson, joins the Trojans from JUCO.

- Stanley earned All-America honors as a freshman at Georgia Military and missed most of last season after suffering an injury early in the year. Stanley had a busy offseason, as he married the former Payden Pruitt on May 11, 2024.

- Prather has played all 501 offensive snaps this season (only Trojan to play every snap), while Stanley has played 491 snaps ... neither has committed a penalty.

- Walk-on Tyler Cappi was forced into a starting role at center at Iowa in addition to playing a majority of the game at Memphis. Allowed just two pressures against those premier opponents, without allowing a sack - played 78 total snaps. Played 16 snaps against FAMU and didn't allow a pressure.

- Cappi has played 193 total snaps this season, 108 in a passing situation, allowing just six pressures and five hurries with no sacks.

- Cappi started against Texas State and Russ slid to guard before his injury. In fact, both were removed from the game and Tavon Matthews played the final eight snaps at center for the Trojans.

## LINE SHUFFLE

- Troy shuffled some players around during the opener ... originally slated to start at left guard, Boaz Stanley started at right tackle, where he played 62 snaps. He also played five snaps at left guard and Carlos Slayden took over at right tackle.

- Matt Henry also came in and played six snaps at left guard, while Zerian Hudson took the bulk of the snaps at left guard (56).

- Against Memphis - Boaz Stanley played 33 snaps at center and 29 at right tackle. Carlos Slayden played 33 snaps at right tackle when Stanley moved to center, while Tyler Cappi played his first collegiate snaps at center when Stanley played right tackle.

- The full shuffle took place against South Alabama as Stanley returned to center, Henry started at right guard and King started at right tackle with Russ out for the game.

- Troy has started six different OL groups in eight games, the third most in the country.

### Snaps by Position

LT - Elijah Prather (501)

LG - Zerian Hudson (333), Eli Russ (128), Matt Henry (35), Boaz Stanley (5)

C - Tyler Cappi (193), Eli Russ (133), Boaz Stanley (166), Tavon Matthews (9)

RG - Daniel King (360), Matt Henry (134), Tavon Matthews (4), Kyler Gibson (3)

RT - Boaz Stanley (320), Daniel King (134), Carlos Slayden (45), Eli Russ (3)

## DEFENSE NOTES

### TROY IS A TURNOVER MACHINE

• Troy ranks second nationally in forced turnovers since the start of the 2016 season.

1. Clemson	204
2. <b>Troy</b>	<b>197</b>
3. Alabama	195
4. Iowa	194
5. Memphis	193

• Troy has forced a turnover in 92 of its last 115 games with multiple turnovers in 59 of those 115 games.

• Troy forced its first turnover of the season against ULM; the Trojans and Purdue were the last two teams to force a turnover in 2024. The Trojans followed with three against Texas State.

• Troy ranks seventh nationally in interceptions since the start of the 2016 season.

1. Iowa	133
2. Clemson	129
3. Wisconsin	125
4. San Diego State	124
5. Appalachian State	123
Alabama	123
7. <b>Troy</b>	<b>118</b>

• Since 2016, Troy has forced multiple turnovers in 55 games, the eighth most in the country. The Trojans have forced three or more turnovers in 33 games, the second most nationally, and four-plus turnovers in 16 games (first nationally).

### KEEPING IT LESS THAN 400

• Troy has held its opponents to less than 400 yards per game in seven of the last nine seasons.

• Troy has held 26 of its last 30 opponents to fewer than 400 yards.

• Troy has held opponents to fewer than 400 yards 38 times since the start of the 2021 season, the sixth most in the country ... Troy is 26-12 in those games.

• Troy is sixth since the start of the 2022 season with 28 such games; the Trojans are 21-7 over that span.

Season	Yards Allowed
2024	392.0
2023	308.3
2022	326.4
2021	337.9
2020	405.1
2019	434.2
2018	347.9
2017	340.1
2016	366.5
2015	391.2
2014	454.0
2013	483.2
2012	443.6
2011	465.0
2010	453.5
2009	424.5
2008	327.5
2007	378.2
2006	337.0

### STOPS BEHIND THE LINE

• A breakdown of Troy's top sack games against Sun Belt foes and top tackles for loss games against all opponents.

#### Troy Sacks in Sun Belt Games

Opponent	Year	Sacks
1. ULM	2023	9
Georgia Southern	2019	9
Coastal Carolina	2018	9
North Texas	2007	9
5. Marshall	2022	7
FIU	2008	7
7. Southern Miss	2023	6
Georgia Southern	2021	6
Idaho	2017	6
South Alabama	2016	6
Middle Tennessee	2010	6
FIU	2009	6
FIU	2006	6
Idaho	2004	6
Florida Atlantic	2004	6

#### Troy Tackles for Loss (All Games - Since 2001 [FBS])

Opponent	Year	Sacks
1. ULM	2003	18
2. Southern Miss	2021	16
Marshall	2004	16
4. South Alabama	2024	15
North Texas	2003	15
North Texas	2007	15
7. Florida A&M	2018	14
New Mexico State	2015	14
Middle Tennessee	2008	14
Florida Atlantic	2004	14

### SACK PARTY

• Troy tied a school FBS record with nine sacks against Coastal Carolina in 2018, against Georgia Southern in 2019 and Southern Miss in 2021.

• The Trojans rank seventh nationally since 2017 in sacks.

1. Clemson	327
2. Pittsburgh	307
3. Alabama	303
4. Miami (Fla.)	289
4. Penn State	285
6. Ohio State	279
7. <b>Troy</b>	<b>271</b>

• The Trojans have the ninth most tackles for loss in the country since 2017.

1. Clemson	818
2. Miami (Fla.)	763
3. Alabama	703
4. Oklahoma	703
5. Penn State	702
6. Pitt	696
7. Oklahoma State	694
8. UTSA	680
9. <b>Troy</b>	<b>674</b>
Ohio State	674

### NO THIRD DOWNS FOR YOU

• Troy has held five opponents without a third-down conversion since moving to the FBS ranks.

South Alabama	2023	0-for-10
LSU	2017	0-for-9
Arkansas State	2007	0-for-13
North Texas	2006	0-for-13
Florida Atlantic	2002	0-for-12

### HOLDING THEM UNDER 250

• Troy has held an opponent under 250 yards of total offense 38 times since moving to FBS in 2001 ... The Trojans are 33-5 in those games

#### Opponents Less than 250 Yards Total Offense (FBS Era)

Opponent	Year	Yards	Score
ULM	2024	247	L, 9-13
Arkansas State	2023	203	W, 37-3
Stephen F. Austin	2023	240	W, 48-30
ULM	2022	228	W, 34-16
Southern Miss	2022	205	W, 27-10
Marshall	2022	174	W, 16-7
Southern Miss	2021	156	W, 21-9
Southern	2021	189	W, 55-3
South Alabama	2020	230	W, 29-0
Middle Tennessee	2020	241	W, 47-14
Akron	2019	242	W, 35-7
Campbell	2019	143	W, 43-14
South Alabama	2017	224	L, 8-19
Alabama State	2017	165	W, 34-7
Savannah State	2014	147	W, 66-3
Middle Tennessee	2010	207	W, 42-13
Alcorn State	2008	120	W, 65-0
Western Kentucky	2008	216	W, 17-7
Louisiana	2008	247	W, 48-3
North Texas	2007	205	W, 45-7
Arkansas State	2007	237	W, 27-0
Middle Tennessee	2007	209	W, 45-7
Alabama State	2006	134	W, 38-0
North Texas	2006	230	W, 14-6
Middle Tennessee	2006	203	W, 21-20
FIU	2006	245	W, 26-13
Cal Poly	2005	139	W, 27-10
North Texas	2005	229	W, 13-10
Arkansas State	2005	244	L, 3-9
Marshall	2004	177	W, 17-15
Arkansas State	2004	238	L, 9-13
Florida Atlantic	2004	248	W, 24-6
SE Louisiana	2003	236	W, 28-0
UAB	2002	223	L, 26-27

### DEFENSE QUICK HITTERS

• Troy must replace nine of its top 10 tacklers from last season; the only returner in the top 10 is junior linebacker Jordan Stringer (68).

• Troy is having to replace a significant amount of production on defense from last season.

- 75.5 percent of its tackles
  - Jayden McDonald - 75 tackles
  - Dell Pettus - 74 tackles
- 79.3 percent of its tackles for loss
  - Javon Solomon - 18 tackles for loss
  - Richard Jibunor - 18 tackles for loss
- 77.7 percent of its sacks
  - Javon Solomon - 16 sacks
  - Richard Jibunor - 10 sacks

• Brendan Jackson set a career-high with 4.5 tackles for loss at South Alabama; his total ranks as the second-most in a game in program history (Javon Solomon, 5.0 vs. Southern Miss in 2021). He added two more at Arkansas State and now ranks ninth nationally with 11 on the season.

• Troy had either held to team to fewer than 180 passing yards or 60 rushing yards in 6-of-8 games this season (Texas State, Arkansas State).

- Troy held South Alabama to just 318 yards of total offense, the Jags' lowest output this season. USA's previous low was 333 yards at LSU.
- Troy recorded 15 tackles for loss in the game at South Alabama, tied for the fourth most in Troy's FBS history. It was the most since Troy had 16 tackles for loss against Southern Miss in 2021.
- Of South Alabama's five scoring drives (2 TDs, 3 FG), three of them started at the South Alabama 49-yard line or better, with two of those three drives resulting in field goals.
- In the first quarter, Troy's defense hasn't allowed a touchdown in five of its eight games (Nevada, Iowa, Florida A&M, ULM, South Alabama) - three or fewer points in six games.
- Troy held ULM to 247 yards of total offense, which marked the 39th time since Troy moved to the FBS ranks it has held an opponent to fewer than 250 yards. Troy is 33-6 in those games. It marked Troy's first loss when holding an opponent to fewer than 250 yards since 2017 vs. South Alabama.
- When Troy has been able to remove a big play from a drive (15-plus yard pass, 12-plus yard run), it has found success. Opponents have points on just 3-of-39 such drives (three field goals) ... in converse, Troy has allowed points on 72.5 percent of drives with a big play (37-of-51).
- Troy's defense has started drives on its side of the field 11 times this season, while 22 opponent possessions have started from the -40 or better.
- Of the opponents 11 drives that have started in plus territory, Troy's defense is allowing just an average of 3.6 points per drive.
- Since the start of the 2022 season, Troy has held 21 of its 36 opponents (18-3) to 19 points or fewer, the sixth most in the country.
- Troy tied for second in the country last season, holding eight opponents (7-1) to fewer than 300 yards of total offense. The Trojans are tied for 13th since the start of the 2022 season with 15 such games (13-2).
- Troy has held 26 of its last 31 opponents to fewer than 400 yards.
- Troy has held opponents to fewer than 400 yards 38 times since the start of the 2021 season, the sixth most in the country ... Troy is 26-12 in those games.
- Troy has recorded multiple sacks in 23 games since the start of the 2022 season (18-5), the 20th most in the country. Troy has four or more sacks 13 times, the third most nationally, and five or more sacks 10 times, the most in the country.
- Troy limited ULM to just 135 passing yards, the fewest by a Troy opponent this season and the fewest since Southern Miss' 132 yards on Nov. 25, 2023.
- ULM completed just six passes in the game; it was the fewest by a Troy opponent since Army's four completions on Nov. 11, 2022. It was the fewest completions in a Troy loss since Georgia Southern completed 4-of-7 passes in a 45-10 victory on Nov. 14, 2015.
- Troy held Memphis QB Seth Henigan to just 161 yards

passing and one touchdown; it was Henigan's fewest passing yards since a 159-yard effort at UAB on Oct. 21, 2023, and the fourth-fewest in his career. Henigan threw for more than 3300 yards in eight games last season. The one touchdown pass snapped a streak of six straight games for Henigan with multiple touchdown passes. He threw multiple touchdown passes in 13 of his last 15 games.

- Troy held Memphis to 372 yards of total offense, the Tigers' second-fewest in their last 17 games.

- Troy finished 2023 second in the country (Penn State) with 47 sacks, the most in a season in Sun Belt history. The sacks resulted in a loss of 330 yards, also the second most nationally.

- Troy has played 12 quarters at Hancock Whitney Stadium and have yielded a touchdown to South Alabama in just one of those quarters in its own stadium.

## DL / BANDITS NOTES

### BANDIT USUALLY AMONG SUN BELT BEST

- Troy's bandit position has produced some of the best the Sun Belt has to offer.

- Troy's bandit has been named to the All-Sun Belt First Team in six of the last nine seasons and earned all-conference honors 10 times, including both bandits earning honors in 2020, 2021, 2022 and 2023.

- Rashad Dillard was named the Sun Belt Defensive Player of the Year in 2016, and Javon Solomon led the country in sacks in 2023.

### D-LINE QUICK HITTERS

- Troy's defensive front will have a much new look in 2024, with five of the 10 players listed on the depth chart having joined the program this spring/summer.

- The good news for the Trojans is that three of the projected starters are returning players highlighted by Raymond Cutts (DE), Luis Medina (DT) and Phillip Lee (BAN).

- Cutts saw limited action last season after a fall camp injury derailed his start; he was a NJCAA First Team All-American in 2022 with 11 sacks and 20 TFLs at Garden City CC.

- Medina started a pair of games a year ago but was a key piece to Troy's elite defense, while Lee was one of Troy's most dominant pass rushers before an ACL injury at Texas State ended his season.

- Kam Curry and Jamel Fils-Aime, a pair of JUCO transfers will split reps with the one unit at nose. Fils-Aime is the brother of former Troy WBB player, helping lead the Trojans to a pair of Sun Belt Tournament titles and NCAA Tournament appearances.

- Jah-Mal Williams joined Troy from Cincinnati and will split time with Lee at Bandit.

## LB NOTES

### LINEBACKER QUICK HITTERS

- Probably Troy's deepest position on defense, highlighted by returning starter (Troy's only one on defense) Jordan Stringer and Brendan Jackson, a transfer from Gardner-Webb.

- Jackson earned first team All-Big South honors in 2023 after recording 71 tackles and 11.5 tackles for loss, in addition to adding four sacks.

- Jackson was Troy's top defender in the opener per PFF, recording Troy's best defensive grade.

- Stringer started Troy's final six games of the season last year and is Troy's top returning tackler.

- Steve Cattledge ranked as the nation's No. 10 overall junior college recruit (#2 LB) by On3.com coming out of EMCC in 2023 ... As a sophomore, he led all of JUCO with 120 total tackles, including 21 tackles for loss and 10 sacks. Suffered an injury at Kansas State last season, which cost him most of the season.

- Terry Thomas started the first half of the season and will provide the Trojans key depth behind Stringer. He recorded 41 tackles, 3.0 tackles for loss and 1.5 sacks.

## SECONDARY NOTES

### LOT OF NEW FACES

- Troy's secondary probably features the most new faces on the roster, with new starters at all five positions.

- Troy's starting corners -- LJ Green and Damaje Yancey -- were both on the roster last year, however, three of the four listed back ups are all new to the team.

- Devin Lafayette, Troy's starting Spear, transferred from Northern Illinois and Ian Conerly-Goodly, starting free safety, transferred from Southeastern Louisiana.

- Justin Powe, Troy's starter at strong safety, earned a scholarship on Aug. 17 in an emotional ceremony on the field, that featured a surprise visit from his parents.

- Lafayette brings the most experience to the field, having played 1,128 defensive snaps during his career at Northern Illinois. Troy's four other starters in the secondary, have a combined 78 career defensive snaps under their belts.

### A NAME IS EVERYTHING!

- New Troy safety Ian Conerly-Goodly joined the program this summer after transferring from Southeastern Louisiana.

- He made an adjustment to his official name to honor his late grandmother Learmia Listach Conerly, who passed away in 2022. He was raised by his mother (Linnette) and his grandmother.

- Missed the opener but played 41 snaps against Memphis and graded out as Troy's top tackler with an 86.0 mark against the Tigers - PFF credited him with 10 tackles and no misses (official stats had him with eight tackles).

- Rated as Troy's second-rated defensive starter per PFF and top-rated tackler (charged with just three missed tackles all season). Additionally, allowed completions on just 40 percent of coverage attempts (4-of-10).

## SPECIAL TEAMS NOTES

### SPECIAL TEAMS QUICK HITTEES

- Troy ranks second nationally averaging 22.43 yards per punt return; Devonte Ross is averaging 24.7 yards on his six returns this year.
- Scott Taylor Renfroe connected on 19-of-24 field goals in 2023, the sixth-best percentage in a season in Troy history. He is 8-for-9 this season, with career-long 49-yard make against ULM.
- Renfroe ranks 22nd among active players at the FBS level with his 81.8 career FG%, while his 1.08 FG per game rank 39th among active players.
- Renfroe finished one field goal shy of tying Sam Glusman for the single-season school record and was one point shy of Glusman's single-season record for points (108).
- Renfroe booted four field goals in the game at Army, already his sixth game this season with multiple field goals, which is tied for the most by a Trojan in program history since at least 2000 -- Sam Glusman (2008), Michael Taylor (2010). His 43-yard make in the third quarter was a career-long.
- Renfroe tied a school record with his four made field goals at Army; Greg Whibbs also made four against Florida Atlantic in 2007.
- Scott Taylor Renfroe's two games with three-plus field goals ranked as the second most in program history since at least 2000 (Tyler Sumpter did so in three games in 2018).
- Robert Cole ranked third in the Sun Belt, averaging 42.27 yards per punt ... Tied for 47th nationally (min. 50 attempts), averaging 38.7 net yards per punt ... Tied for 21st in the country with only 21.2 percent of his punts returned, his 5.7 yards per return averaged ranked 20th in the country ... Ranked 30th nationally, averaging 3.91 seconds of hang time.
- Cole earned preseason All-Sun Belt honors in 2024, landing on the second team.
- Troy will have a new long snapper for the first time in two seasons, and it's a familiar face. Colton Walls, son of former Trojan Lee Walls, is slated in the role.
- The younger Walls is also a member of the Troy baseball team -- went 1-for-2 at the plate and posted a 2.45 ERA in 7.1 innings on the mount (5K/4BB).
- The elder Walls is a member of Troy's Alabama State Trooper detail and was an offensive lineman and long snapper for the Trojans from 1998-02.

### LONG WAY FROM HOME

- Troy's latest addition to the roster (Aug. 21) had a pretty good excuse ... Paddy McAteer had to secure a Visa and a plane ticket from Ireland to arrive on campus.
- McAteer (20) first kicked an American football in April 2024. He took a five-day trip to Ohio in June with Ireland's top American kicking coach, Tadhg (Tag) Leader, and the rest is history.
- Was attending St. Mary's University in Belfast, Ireland, focusing on religious studies and played for Mullaghbawn (mul-uh-bawn) CLG (Gaelic Football Club). Mullaghbawn is a town of approx. 200 people.
- Gaelic Football is a cross between soccer and rugby, which is the national sport of Ireland.
- Dad, Francie, was a three-time Ireland National Champion.
- Found the end zone on all four of his kickoffs in the opener against Nevada and recorded three touchbacks against Memphis.
- Ranked as the No. 24 KOS in the country by PFF with an 84.3 grade ... 24-of-35 kicks have gone for touchbacks and only eight have been returned.
- Ranks 14th nationally (min. 30 kickoffs), averaging 69.7 yards per attempt.

### DEVONTE'S DAY

- Devonte Ross was named the Sun Belt Special Teams Player of the Week after a 77-yard punt return for a touchdown at Iowa.
- It was Troy's first punt return for a touchdown since Cedarius Rookard's 58-yard return in Troy's win at Nebraska in 2018. It Troy's longest punt return touchdown since Leodis McKelvin's 84-yard return at FIU in 2007.
- It was the first punt return for a TD allowed by Iowa since Stanford's Christian McCaffrey on Jan. 1, 2016.

## PASS RECEPTIONS

Player	Rec
1. Jerrel Jernigan (2007-10)	262
2. Danny Grant (1966-69)	215
3. Eric Thomas (2010-13)	197
4. Deondre Douglas (2015-18)	177
5. Jason Samples (2001-04)	161
6. Vince Green (1967-70)	160
7. Gary Banks (2004-07)	155
8. Emanuel Thompson (2014-17)	149
9. Kaylon Geiger (2019-20)	141
Tez Johnson (2020-22)	141
11. Chandler Worthy (2011-14)	137
12. Jabre Barber (2020-23)	132
13. Chip Reeves (2008-10, 12)	121
14. Doug Taylor (1967-70)	114
15. Heyward Skipper (2000-02)	112
16. Perry Griggs (1973-76)	110
17. Kelvin Murdock (1978-81)	109
18. Robert Kilow (1991-94)	106
Greg Harris (1984-87)	106
20. Reggie Todd (2019-21)	104
<b>Devonte Ross (2022-pr.)</b>	<b>102</b>

## PASS RECEPTION TOUCHDOWNS

Player	Rec	TD
1. Danny Grant (1966-69)	215	44
2. Eric Thomas (2010-13)	197	29
3. Vince Green (1967-70)	160	27
4. Perry Griggs (1973-76)	110	19
5. Jerrel Jernigan (2007-10)	262	18
6. Deondre Douglas (2015-18)	177	17
7. Bobby Enslin (1967-68)	73	16
8. Bryan Holmes (2012-15)	94	15
Robert Kilow (1991-94)	106	15
Kelvin Murdock (1978-81)	109	15
11. Chip Reeves (2008-10, 12)	121	14
Jason Samples (2001-04)	161	14
Titus Dixon (1985-88)	86	14
14. Khalil McClain (2019-20)	77	13
Damion Willis (2017-18)	98	13
Gary Banks (2004-07)	155	13
Heyward Skipper (2000-02)	112	13
18. Reggie Todd (2019-21)	104	12
Tray Eafford (2017-20)	98	12
Tebiarus Gill (2009-10)	99	12
Greg Harris (1984-87)	106	12
Mike Culbertson (1971-74)	95	12
<b>Devonte Ross (2022-pr.)</b>	<b>102</b>	<b>11</b>

## PAT MADE

Player	ATT	MADE
1. Ted Clem (1984-87)	170	166
2. Ollie Quass (1992-95)	161	158
3. Greg Whibbs (2003-07)	141	134
4. Tyler Sumpter (2017-19)	125	125
5. Michael Taylor (2009-11)	130	122
6. Lawrence Tynes (1997-2000)	113	111
7. Will Scott (2012-13)	93	89
8. Randy Hicks (1969-71)	94	85
9. Ryan Kay (2013-16)	78	78
10. Brooks Buce (2021-22)	76	73
<b>11. Scott Taylor Renfroe (2022-24)</b>	<b>67</b>	<b>69</b>

## PATs ATTEMPTED

Player	MADE	ATT
1. Ted Clem (1984-87)	166	170
2. Ollie Quass (1992-95)	158	161
3. Greg Whibbs (2003-07)	134	141
4. Michael Taylor (2009-11)	122	130
5. Tyler Sumpter (2017-19)	125	125
6. Lawrence Tynes (1997-2000)	111	113
7. Randy Hicks (1969-71)	85	94
8. Will Scott (2012-13)	89	93

9. Ryan Kay (2013-16)	78	78
10. Brooks Buce (2021-22)	73	76
<b>11. Scott Taylor Renfroe (2022-24)</b>	<b>67</b>	<b>69</b>
Randy Yancey (1976-78)	58	65

## PATs PERCENTAGE (min 20 attempts)

Player	MADE	ATT	Pct.
1. Ryan Kay (2013-16)	78	78	1.000
Tyler Sumpter (2017-19)	125	125	1.000
3. Lawrence Tynes (1997-2000)	111	113	.982
4. Ollie Quass (1992-95)	158	161	.981
5. Jed Solomon (2012-15)	42	43	.977
6. Ted Clem (1984-87)	166	170	.976
7. Evan Legassey (2017-20)	39	40	.975
<b>8. Scott Taylor Renfroe (2022-24)</b>	<b>67</b>	<b>69</b>	<b>.971</b>
9. Rusty Adams (1979)	28	29	.966
10. Brooks Buce (2021-22)	73	76	.961

## FIELD GOALS MADE

Player	ATT	MADE
1. Greg Whibbs (2003-07)	71	50
2. Ted Clem (1984-87)	78	48
3. Lawrence Tynes (1997-2000)	57	44
4. Tyler Sumpter (2017-19)	51	39
5. Michael Taylor (2009-11)	50	36
6. Ollie Quass (1992-95)	50	31
7. Ryan Kay (2013-16)	39	29
<b>8. Scott Taylor Renfroe (2022-24)</b>	<b>34</b>	<b>28</b>
Will Scott (2012-13)	36	28

## FIELD GOALS ATTEMPTED

Player	MADE	ATT
1. Ted Clem (1984-87)	48	78
2. Greg Whibbs (2003-07)	50	71
3. Lawrence Tynes (1997-2000)	44	57
4. Tyler Sumpter (2017-19)	39	51
5. Michael Taylor (2009-11)	36	50
Ollie Quass (1992-95)	31	50
7. Randy Yancey (1976-78)	20	39
8. Ryan Kay (2013-16)	29	39
9. Sam Glusman (2008-09)	27	38
10. Will Scott (2012-13)	28	36
<b>11. Scott Taylor Renfroe (2022-24)</b>	<b>28</b>	<b>34</b>

## FIELD GOAL PERCENTAGE (min 15 attempts)

Player	MADE	ATT	Pct.
1. Randy Hicks (1969-71)	16	16	1.000
2. Brooks Buce (2021-22)	25	28	.893
<b>3. Scott Taylor Renfroe (2022-24)</b>	<b>28</b>	<b>34</b>	<b>.823</b>
4. Jed Solomon (2012-15)	15	19	.789
5. Will Scott (2012-13)	28	36	.778

## MOST POINTS SCORED

Player	PAT	FG	TD Tot
1. Ted Clem (1984-87)	166	48	- 310
2. Greg Whibbs (2003-07)	134	50	- 284
3. Jordan Chunn (2013-17)	-	-	47 282
4. Lawrence Tynes (1997-2000)	111	44	- 273
5. Danny Grant (1966-69)	-	-	45 270
6. Ollie Quass (1992-95)	158	31	- 251
7. Tyler Sumpter (2017-19)	125	39	- 242
8. Michael Taylor (2008-11)	122	36	- 230
9. Shawn Southward (2009-12)	-	-	35 210
10. Kimani Vidal (2020-23)	-	-	34 204
Joe Jackson (1994-97)	-	-	34 204
12. Mike Turk (1984-87)	-	-	32 200
DuJuan Harris (2007-10)	-	-	32 200
14. Eric Thomas (2010-13)	1	-	29 176
15. Will Scott (2012-13)	89	28	- 173
16. Ryan Kay (2013-16)	78	29	- 165
17. Vince Green (1967-70)	-	-	27 162
18. Perry Griggs (1973-76)	2	-	25 154
19. Jerrel Jernigan (2007-10)	1	-	25 152
<b>20. Scott Taylor Renfroe (2022-pr.)</b>	<b>67</b>	<b>28</b>	<b>- 151</b>

## PUNT ATTEMPTS

Player	Att
1. Thomas Olmsted (2002-05)	288
2. Will Goggans (2009-11)	240
3. Matt Allen (1997-2000)	225
4. Mike Quinn (1977-80)	213
5. Ryan Kay (2013-16)	195
6. Glen Klava (1985-88)	193
7. Rodney Glass (1989-91)	182
8. Tyler Sumpter (2017-19)	156
9. Doug Crane (1982-84)	132
10. Wes Garner (1995-97)	123
11. Rick Derany (1972-73)	111
12. Will Scott (2012-13)	110
13. David Cooper (1967-69)	91
<b>14. Robert Cole (2023-24)</b>	<b>85</b>

## PUNTS - TOTAL YARDS

Player	Att	Yds
1. Thomas Olmsted (2002-05)	288	11,953
2. Matt Allen (1997-2000)	225	9,226
3. Mike Quinn (1977-80)	213	8,461
4. Ryan Kay (2013-16)	195	7,961
5. Glen Klava (1985-88)	193	7,432
6. Will Goggans (2009-11)	172	7,024
7. Rodney Glass (1989-91)	182	6,781
8. Tyler Sumpter (2017-19)	156	6,579
9. Doug Crane (1982-84)	132	4,986
10. Will Scott (2012-13)	110	4,709
11. Wes Garner (1995-97)	123	4,216
12. Rick Derany (1972-73)	111	4,201
13. David Cooper (1967-69)	91	3,675
<b>14. Robert Cole (2023-24)</b>	<b>85</b>	<b>3,504</b>

## AVERAGE YARDS PER PUNT (min 30 attempts)

Player	Att	Yds	Avg.
1. Will Scott (2012-13)	110	4,709	42.81
2. Luke Magliozzi (2021)	61	2,594	42.52
3. Tyler Sumpter (2017-19)	156	6,579	42.17
4. Michael Rivers (2022)	62	2,610	42.10
5. Thomas Olmsted (2002-05)	288	11,953	41.50
6. Greg Whibbs (2003-07)	47	1,942	41.31
<b>7. Robert Cole (2023-24)</b>	<b>85</b>	<b>3,504</b>	<b>41.22</b>
8. Matt Allen (1997-2000)	225	9,226	41.09
9. Ryan Kay (2013-16)	195	7,961	40.83
10. Will Goggans (2009-11)	240	9,797	40.82

## SEASON RECORDS

### Pass Reception Touchdowns

Player	TDs
1. Danny Grant, 1968	14
Danny Grant, 1966	14
3. Eric Thomas, 2013	12
Robert Kilow, 1993	12
Bobby Enslin, 1968	12
6. Chris Lewis, 2023	10
Damion Willis, 2018	10
Vince Green, 1970	10
Danny Grant, 1967	10
10. Teddy Ruben, 2015	9
Eric Thomas, 2011	9
Heyward Skipper, 2001	9
Orlando Parker, 2001	9
Jonathan Carter, 2000	9
Vince Green, 1969	9
<b>Devonte Ross, 2024</b>	<b>8</b>

## FBS ERA DEFENSIVE TOUCHDOWNS

Year	Player	Type	Yards	Opponent
2023	Don Callis	Fumble	10	App State
2023	Chris Rodgers	Fumble	40	Southern Miss
2023	Reddy Steward	Interception	45	Stephen F. Austin
2022	Reddy Steward	Interception	67	Arkansas State
2022	Antonio Showers	Fumble	13	ULM
2022	Buddha Jones	Fumble	23	Marshall
2021	KJ Robertson	Interception	31	South Alabama
2021	Keyshawn Swanson	Interception	33	Texas State
2021	Zion Williams	Interception	19	Southern
2020	Dell Pettus	Interception	44	Georgia Southern
2020	Darrell Starling	Fumble	20	Arkansas State
2020	Reddy Steward	Interception	35	Georgia State
2020	Shakel Brown	Fumble	21	Georgia State
2019	Carlton Martial	Interception	64	Texas State
2019	Will Sunderland	Interception	29	South Alabama
2018	Tron Folsom	Interception	53	Florida A&M
2017	Marcus Jones	Interception	100	Arkansas State
2017	Blace Brown	Interception	53	Boise State
2015	Demetrius Cain	Fumble	17	Louisiana
2015	Demetrius Cain	Fumble	19	Georgia Southern
2015	LaMarcus Farmer	Interception	55	ULM
2015	Darrin Reddick	Fumble	27	ULM
2015	Rashad Dillard	Fumble	33	at New Mexico State
2014	Montres Kitchens	Interception	28	at Idaho
2013	Eli Canton	Interception	78	Savannah State
2013	Camren Hudson	Interception	65	Louisiana
2012	Brynden Trawick	Interception	70	Arkansas State
2011	LaDarrius Madden	Interception	53	at Arkansas
2011	Chris Pickett	Fumble	63	Middle Tennessee
2011	Tony Davis	Fumble	29	at FIU
2009	Boris Lee	Interception	30	ULM
2008	Jorrick Calvin	Fumble	17	vs. Southern Miss
2008	Terence Moore	Interception	28	at LSU
2007	Chris Braswell	Fumble	16	at Western Kentucky
2007	Boris Lee	Fumble	1	at Arkansas State
2007	Boris Lee	Interception	28	ULM
2007	Elbert Mack	Interception	39	Louisiana
2004	Derrick Ansley	Interception	16	Middle Tennessee
2004	Robby Farmer	Interception	29	Middle Tennessee
2004	Leverne Johnson	Interception	24	Idaho
2004	Johnny Faulk	Fumble	79	Idaho
2004	Leodis McKelvin	Interception	71	Utah State
2003	Derrick Ansley	Interception	70	Marshall
2002	Johnny Faulk	Interception	34	Florida A&M
2001	David Philyaw	Fumble	8	at ULM
2001	Rayshun Reed	Interception	26	Cal State Northridge
2001	Rayshun Reed	Interception	73	Mississippi State

## FBS ERA SPECIAL TEAMS TOUCHDOWNS

Year	Player	Type	Yards	Opponent
2024	Devonte Ross	Punt Return	77	Iowa
2019	Reggie Todd	Kickoff Return	69	Southern Miss
2018	Marcus Jones	Kickoff Return	96	Coastal Carolina
2018	Cedarius Rookard	Punt Return	58	Nebraska
2017	Marcus Jones	Kickoff Return	99	Arkansas State
2017	Marcus Jones	Kickoff Return	87	Coastal Carolina
2017	Marcus Jones	Kickoff Return	91	Coastal Carolina
2016	Jabir Daughtry-Frye	Kickoff Return	100	New Mexico State
2016	Demetrius Cain	Punt Return (Blocked)	15	New Mexico State
2015	Teddy Ruben	Punt Return	64	Charleston Southern
2014	Chandler Worthy	Kickoff Return	89	New Mexico State
2014	Chandler Worthy	Kickoff Return	99	Appalachian State
2013	K.D. Edenfield	Punt Return (Blocked)	11	ULM
2010	Jerrel Jernigan	Punt Return	75	Louisiana
2010	Jerrel Jernigan	Kickoff Return	100	at Oklahoma State
2009	Bryan Willis	Kickoff Return	38	Louisiana
2008	Jorrick Calvin	Blocked Field Goal	65	Louisiana
2008	Jorrick Calvin	Kickoff Return	95	at North Texas
2007	Leodis McKelvin	Punt Return	52	North Texas
2007	Leodis McKelvin	Punt Return	84	at FIU
2007	Leodis McKelvin	Punt Return	74	Oklahoma State
2006	Leodis McKelvin	Punt Return	48	at FIU
2005	Leodis McKelvin	Kickoff Return	100	at South Carolina
2005	Leodis McKelvin	Punt Return	73	UAB
2004	Leodis McKelvin	Punt Return	64	Florida Atlantic
2004	Leodis McKelvin	Punt Return	60	Idaho
2001	Demontray Carter	Kickoff Return	94	Southern Utah

## FIELD POSITION

Opponent	TROY (Regulation)				Opponent	Opponents (Regulation)			
	No. of Drives	Avg. Start	Inside RZ	Cross 50		No. of Drives	Avg. Start	Inside RZ	Past 50
Nevada	9	Own 23	4	5	Nevada	9	Own 35	4	7
Memphis	9	Own 23	3	3	Memphis	9	Own 32	5	7
Iowa	11	Own 22	0	3	Iowa	11	Own 28	3	6
Florida A&M	10	Own 25	2	6	Florida A&M	10	Own 29	5	8
ULM	8	Own 23	2	5	ULM	8	Own 33	2	5
Texas State	11	Own 24	2	6	Texas State	11	Own 32	2	9
South Alabama	13	Own 28	2	4	South Alabama	13	Own 38	4	8
Arkansas State	12	Own 31	5	7	Arkansas State	12	Own 25	6	7
Coastal Carolina	-	-	-	-	Coastal Carolina	-	-	-	-
Georgia Southern	-	-	-	-	Georgia Southern	-	-	-	-
Louisiana	-	-	-	-	Louisiana	-	-	-	-
Southern Miss	-	-	-	-	Southern Miss	-	-	-	-
<b>Total</b>	<b>83</b>	<b>Own 24.9</b>	<b>20</b>	<b>39</b>	<b>Total</b>	<b>71</b>	<b>Own 32.4</b>	<b>25</b>	<b>50</b>

## DRIVE STATISTICS

Opponent	No.	TROY						Opponent	No.	Opponents					
		3 & Out	Pct.	Score	Pct.	TD	Pct			3 & Out	Pct.	Score	Pct.	TD	Pct.
Nevada	9	3	33.3	5	55.6	3	33.3	Nevada	9	2	22.2	4	44.4	4	44.4
Memphis	9	4	44.4	3	33.3	2	22.2	Memphis	9	2	22.2	6	66.7	5	55.6
Iowa	11	4	36.4	2	18.2	2	18.2	Iowa	11	1	9.1	5	45.5	4	36.4
Florida A&M	10	0	0.0	5	50.0	5	50.0	Florida A&M	10	2	20.0	4	40.0	0	0.0
ULM	8	2	25.0	3	37.5	0	0.0	ULM	8	3	37.5	3	37.5	1	12.5
Texas State	11	2	18.2	3	27.3	2	18.2	Texas State	11	1	9.1	6	54.5	5	45.5
South Alabama	13	8	61.5	2	15.4	1	7.7	South Alabama	13	4	30.8	5	38.5	2	15.4
Arkansas State	12	1	8.3	5	41.7	4	33.3	Arkansas State	12	3	25.0	7	58.3	3	25.0
Coastal Carolina	-	-	-	-	-	-	-	Coastal Carolina	-	-	-	-	-	-	-
Georgia Southern	-	-	-	-	-	-	-	Georgia Southern	-	-	-	-	-	-	-
Louisiana	-	-	-	-	-	-	-	Louisiana	-	-	-	-	-	-	-
Southern Miss	-	-	-	-	-	-	-	Southern Miss	-	-	-	-	-	-	-
<b>Total</b>	<b>83</b>	<b>24</b>	<b>28.9</b>	<b>28</b>	<b>33.7</b>	<b>19</b>	<b>22.9</b>	<b>Total</b>	<b>83</b>	<b>18</b>	<b>21.1</b>	<b>40</b>	<b>48.2</b>	<b>24</b>	<b>28.9</b>

## IN THE RED ZONE

Opponent	TROY					Opponent	Opponents				
	Times in RZ	TD	TD Pct.	FG	Score Pct.		Times in RZ	TD	TD Pct.	FG	Score Pct.
Nevada	4	2	50	2	100	Nevada	4	4	100	0	100
Memphis	3	2	66.7	1	100	Memphis	5	4	80.0	1	100
Iowa	0	0	0.0	0	0.0	Iowa	3	2	66.7	0	66.7
Florida A&M	2	2	100	0	0.0	Florida A&M	5	0	0.0	4	80.0
ULM	2	0	0.0	2	100	ULM	2	1	50.0	1	100
Texas State	2	2	100	0	100	Texas State	2	2	100	-	100
South Alabama	2	1	50.0	1	100.0	South Alabama	4	0	0.0	3	75.0
Arkansas State	5	4	80.0	1	100.0	Arkansas State	6	3	50.0	2	83.3
Coastal Carolina	-	-	-	-	-	Coastal Carolina	-	-	-	-	-
Georgia Southern	-	-	-	-	-	Georgia Southern	-	-	-	-	-
Louisiana	-	-	-	-	-	Louisiana	-	-	-	-	-
Southern Miss	-	-	-	-	-	Southern Miss	-	-	-	-	-
<b>Total</b>	<b>20</b>	<b>13</b>	<b>65.0</b>	<b>7</b>	<b>100</b>	<b>Total</b>	<b>31</b>	<b>16</b>	<b>51.6</b>	<b>11</b>	<b>87.1</b>

## 3RD DOWN AND ...

Yards	TROY													Yards	Opponents												
	NEV	MEM	UI	FAMU	ULM	TXST	USA	ASU	CCU	GS	ULL	USM	Total		NEV	MEM	UI	FAMU	ULM	TXST	USA	ASU	CCU	GS	ULL	USM	Total
1	2-4	2-3	1-2	0-0	2-2	1-1	1-1	2-2	-	-	-	-	11-15	1	1-1	0-0	3-3	0-1	1-1	0-0	2-2	0-1	-	-	-	-	7-9
2-3	0-0	1-3	1-2	1-2	1-1	2-2	1-2	2-3	-	-	-	-	9-15	2-3	2-4	0-1	1-3	0-2	1-2	2-4	0-0	4-6	-	-	-	-	10-22
4-6	1-3	4-7	2-4	1-2	1-4	2-2	2-3	2-3	-	-	-	-	15-28	4-6	2-3	2-3	1-1	0-3	0-0	3-4	1-2	1-2	-	-	-	-	10-18
7-9	5-7	1-2	0-2	3-6	0-2	0-2	0-4	1-2	-	-	-	-	10-27	7-9	1-1	0-1	2-4	1-4	1-3	0-1	0-4	2-4	-	-	-	-	7-22
10-14	1-2	1-1	0-1	1-1	0-1	1-4	0-1	0-1	-	-	-	-	4-12	10-14	1-2	2-3	0-1	1-1	1-4	1-2	0-5	0-2	-	-	-	-	6-20
15+	0-0	0-0	0-1	0-0	0-2	0-2	0-2	0-1	-	-	-	-	0-8	15+	0-1	0-0	0-1	0-3	0-1	0-1	1-2	0-1	-	-	-	-	1-10
4+	7-12	6-10	2-8	5-9	1-9	3-10	2-10	3-7	-	-	-	-	29-75	4+	4-7	0-0	3-7	2-11	2-8	4-8	2-13	3-9	-	-	-	-	20-63
7+	6-9	2-3	0-4	4-7	0-5	1-8	0-7	1-4	-	-	-	-	14-47	7+	2-4	0-0	2-6	2-8	2-8	1-4	1-11	2-7	-	-	-	-	12-48
10+	1-2	1-1	0-2	1-1	0-3	1-6	0-3	0-2	-	-	-	-	4-20	10+	1-3	0-0	0-2	1-4	1-5	1-3	1-7	0-3	-	-	-	-	5-27
<b>Total</b>	<b>9-16</b>	<b>9-16</b>	<b>4-12</b>	<b>6-11</b>	<b>4-12</b>	<b>6-13</b>	<b>4-13</b>	<b>7-12</b>	<b>-</b>	<b>-</b>	<b>-</b>	<b>-</b>	<b>49-105</b>	<b>Total</b>	<b>7-12</b>	<b>4-8</b>	<b>7-13</b>	<b>2-14</b>	<b>4-11</b>	<b>6-12</b>	<b>4-15</b>	<b>7-16</b>	<b>-</b>	<b>-</b>	<b>-</b>	<b>-</b>	<b>41-101</b>

# GAME NINE | OFFENSIVE DRIVES

## NEVADA GAME

Plays	Yards	Time	Result
3	5	1:00	Punt
3	1	1:14	Punt
11	84	4:53	*TOUCHDOWN
6	7	3:00	Punt
5	70	2:33	*TOUCHDOWN
2	13	0:19	End of half
13	69	6:24	*FIELD GOAL
3	3	2:02	Punt
13	74	6:44	*FIELD GOAL
9	75	1:56	*TOUCHDOWN

## MEMPHIS GAME

Plays	Yards	Time	Result
3	7	0:53	Punt
3	9	2:03	Punt
13	75	7:00	*TOUCHDOWN
6	16	3:37	Punt
5	16	2:15	Punt
1	-4	0:06	Fumble
3	8	1:54	Punt
10	71	5:03	*FIELD GOAL
14	75	6:16	*TOUCHDOWN
3	14	1:52	End of half

## IOWA GAME

Plays	Yards	Time	Result
3	9	1:13	Punt
8	15	5:00	Punt
5	14	1:46	Punt
4	75	2:04	*TOUCHDOWN
6	31	2:51	Punt
3	8	0:56	Punt
3	-19	2:23	Punt
1	0	0:11	Interception
3	75	1:32	*TOUCHDOWN
5	7	2:49	Punt
6	18	2:56	Punt

## FLORIDA A&M GAME

Plays	Yards	Time	Result
6	75	2:38	*TOUCHDOWN
4	21	2:11	Punt
6	24	2:33	Downs
6	10	2:30	Punt
8	34	3:13	Punt
2	40	0:20	*TOUCHDOWN
4	73	1:58	*TOUCHDOWN
12	75	6:12	*TOUCHDOWN
3	98	0:51	*TOUCHDOWN
7	52	4:14	End of half

## ULM GAME

Plays	Yards	Time	Result
13	56	5:58	*FIELD GOAL
5	9	3:58	Punt
11	45	5:58	Downs
10	47	3:47	*FIELD GOAL
5	28	3:13	Missed FG
10	59	4:26	*FIELD GOAL
3	4	1:22	Punt
4	1	1:36	Punt

## TEXAS STATE GAME

Plays	Yards	Time	Result
6	-3	2:34	Punt
3	3	1:11	Punt
3	35	1:20	Fumble
5	7	2:06	Punt
5	66	2:26	*TOUCHDOWN
12	52	5:46	*FIELD GOAL
6	75	1:17	Fumble
7	23	2:49	Downs
5	75	2:06	*TOUCHDOWN
3	1	1:40	Punt
10	23	4:43	Downs
1	-1	0:29	End of Half

## SOUTH ALABAMA GAME

Plays	Yards	Time	Result
3	-6	2:10	Punt
4	8	2:14	Downs
3	1	1:08	Punt
3	2	1:15	Interception
2	-5	1:26	*SAFETY
15	57	4:16	*FIELD GOAL
6	14	2:49	Punt
8	36	2:54	Downs
2	3	0:54	Interception
3	21	0:57	Interception
3	-1	1:28	Punt
3	4	0:45	Punt
4	64	1:31	*TOUCHDOWN

## ARKANSAS STATE GAME

Plays	Yards	Time	Result
1	3	0:05	Fumble
5	31	2:24	Interception
14	55	8:20	*FIELD GOAL
5	24	2:25	Punt
3	12	0:25	Interception
11	75	5:16	*TOUCHDOWN
6	53	2:36	*TOUCHDOWN
3	27	1:08	*TOUCHDOWN
4	31	1:42	Punt
6	5	2:17	Punt
10	80	3:32	*TOUCHDOWN
4	45	0:31	Interception

## COASTAL CAROLINA GAME

Plays	Yards	Time	Result
-------	-------	------	--------

## GEORGIA SOUTHERN GAME

Plays	Yards	Time	Result
-------	-------	------	--------

## LOUISIANA GAME

Plays	Yards	Time	Result
-------	-------	------	--------

## SOUTHERN MISS GAME

Plays	Yards	Time	Result
-------	-------	------	--------

**MILESTONE GAMES**

**100+ Yard Rushing Games**

Player	2024	Career
Damien Taylor	2	2
Gerald Green	2	2

**100+ Yard Receiving Games**

Player	2024	2023	Career
Devonte Ross	4	-	4
Chris Lewis	-	2	2

**200+ Yard Passing Games**

Player	2024	Career
Goose Crowder	2	2
Matthew Caldwell	1	1
Tucker Kilcrease	1	1

**300+ Yard Passing Games**

Player	2024	Career
Matthew Caldwell	1	1

**400+ Yard Passing Games**

Player	2024	Career

**Three-Plus Touchdown Passing Games**

Player	2024	Career
Goose Crowder	1	1

**Four-Plus Touchdown Passing Games**

Player	2024	Career
Goose Crowder	1	1

• Totals are at Troy only

**TAKEAWAYS**

Opponent	Takeaway	Drive Result
ULM	Int (Powe)	Field Goal
Texas State	Int (Stringer)	TD
Texas State	Fumble (Starling)	Downs
Texas State	Int (Green)	End of game
Arkansas State	Fumble (Jackson)	TD
Arkansas State	Fumble (Lee)	TD

**TURNOVERS**

Opponent	Turnover	Drive Result
Memphis	Fumble (Green)	Field Goal
Iowa	Int (Caldwell)	Pick Six
Texas State	Fumble (Kilcrease)	TD
Texas State	Fumble (Higgins)	End of half
South Alabama	Int (Kilcrease)	TD
South Alabama	Int (Caldwell)	FG
South Alabama	Int (Caldwell)	Punt
Arkansas State	Fumble (Taylor)	FG
Arkansas State	Int (Caldwell)	TD
Arkansas State	Int (Caldwell)	FG
Arkansas State	Int (Caldwell)	End of game

**TROY OFFENSIVE SCORING DRIVES**

Opponent	Plays	Net Yards	TOP	Quarter	Scoring Play
Nevada	11	84	4:53	1	Taylor 25-yard run
Nevada	5	70	2:33	2	Green 16-yard run
Nevada	13	69	6:24	3	Renfro 30-yard FG
Nevada	13	74	6:44	4	Renfro 19-yard FG
Nevada	9	75	1:56	4	Ross 16-yard pass
Memphis	13	75	7:00	2	Crowder 11-yard run
Memphis	10	71	5:03	3	Renfro 22-yard FG
Memphis	14	75	6:16	4	Caldwell 1-yard run
Iowa	4	75	2:04	2	Ross 63-yard pass
Iowa	3	75	1:32	3	Ross 62-yard pass
Florida A&M	6	75	2:38	1	Taylor 40-yard run
Florida A&M	2	40	0:20	2	Ross 20-yard pass
Florida A&M	4	73	1:58	3	Ross 44-yard pass
Florida A&M	12	75	6:12	4	Taylor 7-yard pass
Florida A&M	3	98	0:51	4	Ross 98-yard pass
ULM	13	56	5:58	1	37-yard FG
ULM	10	47	3:47	2	49-yard FG
ULM	10	59	4:26	4	36-yard FG
Texas State	5	66	2:26	2	Dortch 7-yard pass
Texas State	12	52	5:46	2	42-yard FG
Texas State	5	75	2:06	3	Ross 19-yard pass
South Alabama	15	57	4:16	2	36-yard FG
South Alabama	4	64	1:31	4	Ross 11-yard pass
Arkansas State	14	55	8:20	2	38-yard FG
Arkansas State	11	75	5:16	3	Taylor 1-yard run
Arkansas State	6	53	2:36	3	Dalton 16-yard pass
Arkansas State	3	27	1:08	3	Higgins 1-yard pass
Arkansas State	10	80	3:32	4	Green 2-yard run

**OPPONENT OFFENSIVE SCORING DRIVES**

Opponent	Plays	Net Yards	TOP	Quarter	Scoring Play
Nevada	8	57	2:36	2	17-yard pass
Nevada	3	75	1:05	3	1-yard run
Nevada	7	79	3:57	3	22-yard run
Nevada	6	36	3:22	4	7-yard pass
Memphis	14	70	5:32	1	2-yard run
Memphis	12	75	5:16	2	1-yard run
Memphis	2	50	0:51	2	21-yard run
Memphis	6	17	3:14	3	32-yard FG
Memphis	6	69	2:43	3	4-yard pass
Memphis	7	75	2:26	4	4-yard run
Iowa	7	56	2:51	2	4-yard run
Iowa	6	51	2:44	2	42-yard FG
Iowa	8	70	4:30	3	2-yard pass
Iowa	8	75	3:53	4	33-yard run
Iowa	6	71	3:15	4	39-yard run
Florida A&M	10	53	4:48	1	29-yard FG
Florida A&M	8	63	4:03	1	22-yard FG
Florida A&M	5	61	0:41	2	31-yard FG
Florida A&M	10	57	5:23	3	43-yard FG
ULM	11	51	5:53	1	42-yard FG
ULM	9	71	6:05	3	20-yard FG
ULM	8	75	5:28	4	1-yard run
Texas State	7	66	2:51	1	1-yard run
Texas State	8	64	3:35	1	10-yard pass
Texas State	4	75	1:49	2	51-yard pass
Texas State	5	75	1:15	2	28-yard pass
Texas State	12	40	5:13	3	53-yard FG
Texas State	3	48	1:24	3	42-yard run
South Alabama	11	34	5:08	1	36-yard FG
South Alabama	2	22	0:42	2	24-yard pass
South Alabama	5	69	3:00	2	49-yard run
South Alabama	6	48	3:35	3	42-yard FG
South Alabama	4	-2	1:51	3	42-yard FG
Arkansas State	9	71	3:41	1	22-yard FG
Arkansas State	7	26	3:16	1	19-yard FG
Arkansas State	10	99	3:54	1	5-yard run
Arkansas State	9	71	3:37	2	3-yard run
Arkansas State	8	35	1:15	2	39-yard FG
Arkansas State	9	46	2:45	3	46-yard FG
Arkansas State	9	75	1:12	4	1-yard run

## RECEIVING

Games w/ a Rec.	Career	Streak	2024	2023	2022	2021	2020	2019
Landon Parker	33	3	7	6	11*	1*	3*	5*
Devonte Ross	29	15	8	13	9	-	-	-
Zeriah Beason	22	-	6	-	-	10*	6*	-
Peyton Higgins	17	9	8	6	3	-	-	-
Chris Lewis	10	-	-	10	-	-	-	-
Brody Dalton	10	2	5	3	2	-	-	-
Ethan Conner	9	2	2	7	-	-	-	-
Damien Taylor	7	1	3	4	-	-	-	-
Green Gerald	4	3	4	-	-	-	-	-
Mojo Dortch	3	-	2	-	1*	-	-	-
Jordan Lovett	2	-	1	1	-	-	-	-
Jarris Williams	1	-	-	1	-	-	-	-
DJ Epps	1	-	1	-	-	-	-	-
Jackson Worley	1	1	1	-	-	-	-	-

Games w/ 5+ Receptions	Career	2024	2023	2022	2021	2020	2019
Devonte Ross	7	5	2	-	-	-	-
Landon Parker	6	1	-	4*	-	-	1*
Peyton Higgins	2	2	-	-	-	-	-
Zeriah Beason	1	-	-	-	1*	-	-
Chris Lewis	1	-	1	-	-	-	-
Ethan Conner	1	1	-	-	-	-	-

Receptions of 15+ Yards	Career	2024	2023	2022	2021	2020	2019
Landon Parker	36	8	5	18*	1*	2*	2*
Devonte Ross	25	16	9	-	-	-	-
Chris Lewis	24	-	23	1*	-	-	-
Zeriah Beason	13	4	-	-	6*	3*	-
Peyton Higgins	12	5	5	2	-	-	-
Brody Dalton	8	4	3	1	-	-	-
Ethan Conner	6	1	5	-	-	-	-
Gerald Green	1	-	-	-	1*	-	-

Receptions of 25+ Yards	Career	2024	2023	2022	2021	2020	2019
Landon Parker	21	2	2	12*	1*	2*	2*
Chris Lewis	13	-	13	-	-	-	-
Peyton Higgins	7	3	2	2	-	-	-
Devonte Ross	9	6	3	-	-	-	-
Zeriah Beason	4	2	-	-	2*	-	-
Brody Dalton	4	1	2	1	-	-	-

Receptions for a 1st Down	Career	2024	2023	2022	2021	2020	2019
Landon Parker	61	13	6	30*	1*	5*	6*
Devonte Ross	48	28	20	-	-	-	-
Zeriah Beason	28	10	-	-	9*	9*	-
Chris Lewis	25	-	24	1*	-	-	-
Peyton Higgins	20	10	8	2	-	-	-
Ethan Conner	12	3	9	-	-	-	-
Brody Dalton	12	4	5	3	-	-	-
Gerald Green	9	3	1*	-	5*	-	-
Jordan Lovett	2	2	-	-	-	-	-
Damien Taylor	2	2	-	-	-	-	-
Jackson Worley	1	1	-	-	-	-	-

100+ Yards Receiving	Career	2024	2023	2022	2021	2020	2019
Devonte Ross	4	4	-	-	-	-	-
Landon Parker	3	-	-	3*	-	-	-
Chris Lewis	2	-	2	-	-	-	-

Games w/ a TD Reception	Career	2024	2023	2022	2021	2020	2019
Chris Lewis	9	-	8	1	-	-	-
Devonte Ross	8	5	3	-	-	-	-
Landon Parker	5	-	-	3*	-	2*	-
Ethan Conner	4	-	4	-	-	-	-
Zeriah Beason	4	-	-	-	1*	3*	-
Damien Taylor	2	1	1	-	-	-	-
Peyton Higgins	2	1	-	1	-	-	-
Mojo Dortch	1	1	-	-	-	-	-
Brody Dalton	1	1	-	-	-	-	-

Games w/ Multiple TDs	Career	2024	2023	2022	2021	2020	2019
Devonte Ross	2	2	-	-	-	-	-
Ethan Conner	1	-	1	-	-	-	-
Chris Lewis	1	-	1	-	-	-	-

\* not at Troy

## RUSHING

Runs of 10+ Yards	Career	2024	2023	2022	2021	2020	2019
Gerald Green	43	11	2*	11*	11*	5*	3*
Damien Taylor	22	13	9	-	-	-	-
Tucker Kilcrease	5	5	-	-	-	-	-
Goose Crowder	4	4	-	-	-	-	-
Jarris Williams	3	-	3	-	-	-	-
Mojo Dortch	1	1	-	-	-	-	-
Jordan Lovett	1	-	1	-	-	-	-
Matthew Caldwell	1	-	3*	-	-	-	-

Runs of 20+ Yards	Career	2024	2023	2022	2021	2020	2019
Gerald Green	16	1	1*	4*	6*	4*	-
Damien Taylor	8	6	2	-	-	-	-
Jarris Williams	1	-	1	-	-	-	-
Tucker Kilcrease	1	1	-	-	-	-	-

100+ Yards Rushing	Career	2024	2023	2022	2021	2020	2019
Gerald Green	5	2	-	1*	1*	1*	-
Damien Taylor	2	2	-	-	-	-	-

Rushes For a First Downs	Career	2024	2023	2022	2021	2020	2019
Gerald Green	76	18	2*	23*	17*	12*	4*
Damien Taylor	40	23	15	2	-	-	-
Tucker Kilcrease	6	6	-	-	-	-	-
Goose Crowder	5	5	-	-	-	-	-
Jarris Williams	4	-	4	-	-	-	-
Jordan Lovett	4	2	2	-	-	-	-
Matthew Caldwell	2	2	-	-	-	-	-
Mojo Dortch	1	1	-	-	-	-	-

Games with a Touchdown	Career	2024	2023	2022	2021	2020	2019
Gerald Green	11	2	2*	4*	3*	2*	-
Damien Taylor	5	3	1	2	-	-	-
Matthew Caldwell	4	1	1*	2*	-	-	-
Jarris Williams	1	-	1	-	-	-	-
Goose Crowder	1	1	-	-	-	-	-

Games with Multiple TDs	Career	2024	2023	2022	2021	2020	2019
Gerald Green	3	-	-	2*	1*	-	-

\* not at Troy

## PASSING

Games with 300 yards passing	Career	2024	2023	2022
Matthew Caldwell	1	1	-	-

Games with 30+ completions	Career	2024	2023	2022
Matthew Caldwell	-	-	2*	-

Completions of 15+ yards	Career	2024	2023	2022	2021
Matthew Caldwell	48	17	19*	10*	2*
Goose Crowder	16	11	3	1*	1*
Tucker Kilcrease	10	10	-	-	-

Completions of 25+ yards	Career	2024	2023	2022	2021
Matthew Caldwell	17	6	7*	3	1*
Goose Crowder	5	3	1	1*	-
Tucker Kilcrease	5	5	-	-	-

Games with a Passing TD	Career	2024	2023	2022	2021
Matthew Caldwell	8	3	4*	1*	-
Goose Crowder	4	2	1	1*	-
Tucker Kilcrease	2	2	-	-	-

Games with Multiple TDs	Career	2024	2023	2022	2021
Matthew Caldwell	4	1	3*	-	-
Goose Crowder	1	1	-	-	-
Tucker Kilcrease	1	1	-	-	-

\* not at Troy

20-YARD+ PLAYS

By Troy (33)

Offense (30) - 20 Yards

Yards	Type	Player(s)	Opp.
98	Pass	Devonte Ross / Goose Crowder *	Florida A&M
63	Pass	Devonte Ross / Matthew Caldwell *	Iowa
62	Pass	Devonte Ross / Tucker Kilcrease *	Iowa
44	Pass	Devonte Ross / Goose Crowder *	Florida A&M
40	Run	Damien Taylor *	Florida A&M
36	Pass	Brody Dalton / Matthew Caldwell	Arkansas State
35	Pass	Zeriah Beason / Tucker Kilcrease	Texas State
33	Pass	Zeriah Beason / Matthew Caldwell	Memphis
33	Pass	Landon Parker / Tucker Kilcrease	Texas State
32	Pass	Landon Parker / Matthew Caldwell	Arkansas State
30	Run	Damien Taylor	Nevada
30	Pass	Peyton Higgins / Tucker Kilcrease	Texas State
29	Pass	Devonte Ross / Goose Crowder	Nevada
28	Pass	Peyton Higgins / Tucker Kilcrease	Texas State
26	Pass	Devonte Ross / Matthew Caldwell	Arkansas State
26	Pass	Peyton Higgins / Matthew Caldwell	Arkansas State
25	Run	Tucker Kilcrease	ULM
25	Run	Damien Taylor *	Nevada
25	Run	Damien Taylor	Nevada
24	Pass	Devonte Ross / Matthew Caldwell	Arkansas State
24	Run	Damien Taylor	Memphis
23	Run	Gerald Green	ULM
23	Pass	Landon Parker / Goose Crowder	Florida A&M
23	Pass	Ethan Conner / Matthew Caldwell	Iowa
23	Pass	Landon Parker / Goose Crowder	Nevada
22	Pass	Devonte Ross / Matthew Caldwell	Arkansas State
22	Pass	Landon Parker / Tucker Kilcrease	Texas State
22	Run	Damien Taylor	Texas State
20	Pass	Devonte Ross / Goose Crowder	Nevada
20	Pass	Devonte Ross / Goose Crowder *	Florida A&M

Defense (0) - 20 Yards

Yards	Type	Player(s)	Opp.
77	PR	Devonte Ross *	Iowa
43	KR	Devonte Ross	Florida A&M
20	PR	Devonte Ross	South Alabama

Special Teams (3) - KOR 30+ Yards / PR 20+ Yards

Yards	Type	Player(s)	Opp.
77	PR	Devonte Ross *	Iowa
43	KR	Devonte Ross	Florida A&M
20	PR	Devonte Ross	South Alabama

LONG PLAYS BY THE NUMBERS

Plays by Yardage	No.	TDs	By Play Type	No.	TDs
100+			Rushing	8	2
90-99	1	1	Passing	16	5
80-89			Punt Returns	2	1
70-79	1	1	Kick Returns	1	
60-69	2	2	Interceptions		
50-59			Fumble Returns		
40-49	2	1	Other		
30-39	7				
20-29	18	1			

20+ YARD PLAYS BY PLAYER

Player	No.	TD	Rush	Rec.	KR	PR	IR	FR
Devonte Ross	13	6	-	10	1	2	-	-
Damien Taylor	6	2	6	-	-	-	-	-
Landon Parker	5	-	-	5	-	-	-	-
Peyton Higgins	3	-	-	3	-	-	-	-
Zeriah Beason	2	-	-	2	-	-	-	-
Ethan Conner	1	-	-	1	-	-	-	-
Gerald Green	1	-	1	-	-	-	-	-
Tucker Kilcrease	1	-	1	-	-	-	-	-
Brody Dalton	1	-	-	1	-	-	-	-
<b>TOTAL</b>	<b>33</b>	<b>8</b>	<b>8</b>	<b>22</b>	<b>1</b>	<b>2</b>	<b>-</b>	<b>-</b>

BIG PLAYS BY GAME - TROY

Opponent	No.	TD	Rush	Rec.	KR	PR	IR	FR
Nevada	6	1	3	3	-	-	-	-
Memphis	2	-	1	1	-	-	-	-
Iowa	4	3	-	3	-	1	-	-
Florida A&M	7	4	1	4	1	-	-	-
ULM	2	-	2	-	-	-	-	-
Texas State	6	-	1	5	-	-	-	-
South Alabama	1	-	-	-	-	1	-	-
Arkansas State	6	-	-	6	-	-	-	-
Coastal Carolina								
Georgia Southern								
Louisiana								
Southern Miss								
<b>TOTAL</b>	<b>27</b>	<b>8</b>	<b>8</b>	<b>16</b>	<b>1</b>	<b>2</b>	<b>-</b>	<b>-</b>

LONGEST PLAYS OF THE YEAR - TROY

	Yardage	Opponent
Rushing	40	Florida A&M
Rushing TD	40	Florida A&M
Passing	98	Florida A&M
Passing TD	98	Florida A&M
Punt Return	77	Iowa
Kick Return	43	Florida A&M
Interception Return	-	-
Fumble Return	-	-
Field Goal	49	ULM
Punt	59	Memphis

## BIG PLAYS

### By Opponent (60)

#### Offense (44) - 20 Yards

Yards	Type	Player(s)
69	Run	Red
57	Pass	Pritchett / Lopez
57	Pass	Godfrey / Armenta
51	Pass	Wilson / McCloud *
49	Pass	Wallace / Raynor
49	Run	Lopez *
48	Pass	Richardson / Gassett
46	Pass	Jones / Raynor
42	Run	McCloud *
40	Pass	Griffin / Armenta
39	Run	Johnson
39	Run	Patterson *
33	Run	Johnson *
33	Pass	Wetjen / McNamara
32	Run	Raynor
31	Pass	Bellon / Lewis
29	Pass	Pritchett / Lopez
29	Run	Moulton
28	Run	Desoriers Jr.
28	Pass	Richardson / Ward
28	Pass	Hobert / McCloud *
28	Pass	Richardson / Cobb
28	Pass	Rucker / Raynor
26	Pass	Rucker / Raynor
26	Pass	Blaknumsee / Henigan
26	Run	Red
26	Run	Anderson Jr.
25	Pass	Smith / Lewis
25	Pass	Richardson / Gassett
24	Pass	Richardson / Gassett
24	Pass	Webb / Lopez *
23	Pass	Rucker / Raynor
22	Run	Garwo *
22	Run	Bullock
22	Run	Anderson Jr.
21	Pass	Smith / Bianco
21	Run	Anderson Jr. *
21	Run	McCloud
20	Pass	Williams / McCloud
20	Pass	Richardson / Gross
20	Run	Henigan
20	Pass	Landphere / Henigan

#### Defense (2) - 20 Yards

Yards	Type	Player(s)
72	INT	Webb
28	INT	Harris

#### Special Teams (4) - KOR 30+ Yards / PR 20+ Yards

Yards	Type	Player(s)
43	KOR	Ashley
38	KOR	Banks
36	PR	Drake
32	KOR	Wetjen

\* Touchdown

Opp
Nevada
South Alabama
Arkansas State
ULM
Texas State
Arkansas State
South Alabama
Florida A&M
Arkansas State
Texas State
ULM
Iowa
Iowa
Iowa
Iowa
Arkansas State
Nevada
South Alabama
Iowa
Memphis
Florida A&M
Texas State
Florida A&M
Arkansas State
Arkansas State
Memphis
Nevada
Memphis
Nevada
Florida A&M
Florida A&M
South Alabama
Arkansas State
Nevada
South Alabama
Memphis
Nevada
Memphis
Texas State
Texas State
Florida A&M
Memphis
Memphis

## BIG PLAYS BY GAME - OPPONENT

Opponent	No.	TD	Rush	Rec.	KR	PR	IR	FR
Nevada	7	1	3	3	1	-	-	-
Memphis	9	1	5	2	1	1	-	-
Iowa	7	2	4	1	1	-	1	-
Florida A&M	6	-	-	6	-	-	-	-
ULM	2	-	-	2	-	-	-	-
Texas State	5	3	2	3	-	-	-	-
South Alabama	6	2	2	3	-	-	1	-
Arkansas State	6	-	1	5	-	-	-	-
Coastal Carolina								
Georgia Southern								
Louisiana								
Southern Miss								
<b>TOTAL</b>	<b>50</b>	<b>9</b>	<b>17</b>	<b>27</b>	<b>3</b>	<b>1</b>	<b>2</b>	<b>-</b>

# GAME NINE | OPPONENT SCHEDULES

## NEVADA (3-6, 0-3 MWC)

Date	Opponent	Result
Aug. 24	SMU	L, 24-29
Aug. 31	at Troy	W, 28-26
Sept. 7	Georgia Southern	L, 17-20
Sept. 14	at Minnesota	L, 0-27
Sept. 21	Eastern Washington	W, 49-16
Oct. 5	at San Jose State	L, 31-35
Oct. 12	Oregon State	W, 42-37
Oct. 18	Fresno State	L, 21-24
Oct. 26	at Hawai'i	L, 13-34
Nov. 2	Colorado State	
Nov. 9	at Boise State	
Nov. 23	Air Force	
Nov. 30	at UNLV	

## MEMPHIS (6-1, 3-1 AMERICAN)

Date	Opponent	Result
Aug. 31	North Alabama	W, 40-0
Sept. 7	Troy	W, 38-17
Sept. 14	at Florida State	W, 20-12
Sept. 21	at Navy	L, 44-56
Sept. 28	Middle Tennessee	W, 24-7
Oct. 11	at South Florida	W, 21-3
Oct. 19	North Texas	W, 52-44
Oct. 26	Charlotte	W, 33-28
Nov. 2	at UTSA	
Nov. 8	Rice	
Nov. 16	UAB	
Nov. 28	at Tulane	

## IOWA (4-4, 2-3 BIG TEN)

Date	Opponent	Result
Aug. 31	Illinois State	W, 40-0
Sept. 7	Iowa State	L, 19-20
Sept. 14	Troy	W, 38-21
Sept. 21	at Minnesota	W, 31-14
Oct. 5	at Ohio State	L, 7-35
Oct. 12	Washington	L, 16-40
Oct. 19	at Michigan State	L, 20-32
Oct. 26	Northwestern	W, 40-10
Nov. 2	Wisconsin	
Nov. 9	at UCLA	
Nov. 23	at Maryland	
Nov. 29	Nebraska	

## FLORIDA A&M (4-3, 2-1 SWAC)

Date	Opponent	Result
Aug. 24	vs. Norfolk State	W, 24-23
Aug. 31	South Carolina State	W, 22-18
Sept. 7	at Miami (Fla.)	L, 9-56
Sept. 21	at Troy	L, 12-34
Oct. 5	at Alabama State	W, 28-13
Oct. 19	at Jackson State	L, 21-35
Oct. 26	Southern	W, 24-6
Nov. 2	Texas Southern	
Nov. 9	at Prairie View A&M	
Nov. 16	Mississippi Valley State	
Nov. 23	at Bethune-Cookman	
Nov. 29	Alabama A&M	

## ULM (5-2, 3-1 SBC)

Date	Opponent	Result
Aug. 29	Jackson State	W, 30-14
Sept. 7	UAB	W, 32-6
Sept. 21	at Texas	L, 3-51
Sept. 28	at Troy	W, 13-9
Oct. 5	James Madison	W, 21-19
Oct. 12	Southern Miss	W, 38-21
Oct. 26	at South Alabama	L, 17-46
Nov. 2	at Marshall	
Nov. 9	Texas State	
Nov. 16	at Auburn	
Nov. 23	at Arkansas State	
Nov. 30	Louisiana	

## TEXAS STATE (4-3, 2-1 SBC)

Date	Opponent	Result
Aug. 31	Lamar	W, 34-27
Sept. 7	UTSA	W, 49-10
Sept. 12	Arizona State	L, 28-31
Sept. 28	at Sam Houston State	L, 39-40
Oct. 3	at Troy	W, 38-17
Oct. 12	Arkansas State	W, 41-9
Oct. 19	at Old Dominion	L, 14-24
Oct. 29	Louisiana	
Nov. 9	at ULM	
Nov. 16	Southern Miss	
Nov. 23	Georgia State	
Nov. 29	at South Alabama	

## SOUTH ALABAMA (4-4, 3-1 SBC)

Date	Opponent	Result
Aug. 31	North Texas	L, 38-52
Sept. 7	at Ohio	L, 20-27
Sept. 12	Northwestern State	W, 87-10
Sept. 19	at App State	W, 48-14
Sept. 28	at LSU	L, 10-42
Oct. 5	at Arkansas State	L, 16-18
Oct. 15	Troy	W, 25-9
Oct. 26	ULM	W, 46-17
Nov. 2	Georgia Southern	
Nov. 16	at Louisiana	
Nov. 23	at Southern Miss	
Nov. 29	Texas State	

## ARKANSAS STATE (5-3, 3-1 SBC)

Date	Opponent	Result
Aug. 31	Central Arkansas	W, 34-31
Sept. 7	Tulsa	W, 28-24
Sept. 14	at Michigan	L, 18-28
Sept. 21	at Iowa State	L, 7-52
Oct. 5	South Alabama	W, 18-16
Oct. 12	at Texas State	L, 9-41
Oct. 19	at Southern Miss	W, 44-28
Oct. 26	Troy	W, 34-31
Nov. 9	at Louisiana	
Nov. 16	at Georgia State	
Nov. 23	ULM	
Nov. 30	Old Dominion	

## COASTAL CAROLINA (4-3, 1-2 SBC)

Date	Opponent	Result
Aug. 31	at Jacksonville State	W, 55-27
Sept. 7	William & Mary	W, 40-21
Sept. 14	at Temple	W, 28-20
Sept. 21	Virginia	L, 24-43
Oct. 5	Old Dominion	W, 45-37
Oct. 10	at James Madison	L, 7-39
Oct. 19	Louisiana	L, 24-34
Nov. 2	at Troy	
Nov. 7	App State	
Nov. 16	at Marshall	
Nov. 23	Georgia Southern	
Nov. 30	at Georgia State	

## GEORGIA SOUTHERN (5-3, 3-1 SBC)

Date	Opponent	Result
Aug. 31	Boise State	L, 45-56
Sept. 7	at Nevada	W, 20-17
Sept. 14	South Carolina State	W, 42-14
Sept. 21	at Ole Miss	L, 13-52
Sept. 28	at Georgia State	W, 38-21
Oct. 12	Marshall	W, 24-23
Oct. 19	James Madison	W, 28-14
Oct. 24	at Old Dominion	L, 19-47
Nov. 2	at South Alabama	
Nov. 16	Troy	
Nov. 23	at Coastal Carolina	
Nov. 30	App State	

## LOUISIANA (6-1, 3-0 SBC)

Date	Opponent	Result
Aug. 31	Grambling State	W, 40-10
Sept. 7	at Kennesaw State	W, 34-10
Sept. 21	Tulane	L, 33-41
Sept. 28	at Wake Forest	W, 41-38
Oct. 5	at Southern Miss	W, 23-13
Oct. 12	App State	W, 34-24
Oct. 19	at Coastal Carolina	W, 34-24
Oct. 29	at Texas State	
Nov. 9	Arkansas State	
Nov. 16	South Alabama	
Nov. 23	Troy	
Nov. 30	at ULM	

## SOUTHERN MISS (1-7, 0-4 SBC)

Date	Opponent	Result
Aug. 31	at Kentucky	L, 0-31
Sept. 7	SE Louisiana	W, 35-10
Sept. 14	South Florida	L, 24-49
Sept. 21	at Jacksonville State	L, 7-44
Oct. 5	Louisiana	L, 13-23
Oct. 12	at ULM	L, 21-38
Oct. 19	Arkansas State	L, 28-44
Oct. 26	at James Madison	L, 15-32
Nov. 9	Marshall	
Nov. 16	at Texas State	
Nov. 23	South Alabama	
Nov. 30	at Troy	

# STARTS BY POSITION

## OFFENSE

<b>STARTS BY POSITION</b>				<b>QB</b>	<b>RB</b>						
				Crowder (4) Caldwell (2) Kilcrease (2)	Taylor (6) Green (2)						
<b>WR-Z</b>	<b>WR-H</b>	<b>WR-X</b>	<b>TE</b>	<b>LT</b>	<b>LG</b>	<b>C</b>	<b>RG</b>	<b>RT</b>			
Parker (7) Mothershead (1)	Higgins (8)	Ross (8)	Dalton (5) Conner (3)	Prather (8)	Hudson (6) Russ (2)	Stanley (3) Russ (3) Cappi (2)	King (6) Henry (2)	Stanley (5) King (2) Slayden (1)			

## DEFENSE

		<b>DE</b>	<b>DT</b>	<b>NT</b>	<b>BAN</b>		
		Cutts (6) McNeill (1) Kaba (1)	Medina (5) Peterson (3)	Curry (5) Fils-Aime (3)	Lee (7) Williams (1)		
<b>CB</b>	<b>SPEAR</b>	<b>MLB</b>	<b>WLB</b>	<b>CB</b>			
Green (8)	Lafayette (7) Starling (1)	Jackson (8)	Stringer (8)	Yancey (6) Henry (2)			
		<b>FS</b>	<b>SS</b>				
		Conerly-Goodly (6) Powell (2)	Powe (7)				

(#) Indicates times started at designated position.

Starts are calculated by depth chart position heading into game not playing first snap of game.

## GAME-BY-GAME OFFENSIVE STARTERS

Game	WR-Z	WR-H	WR-X	TE	LT	LG	C	RG	RT	QB	RB
Nevada	Parker	Higgins	Ross	Conner	Prather	Hudson	Russ	King	Stanley	Crowder	Green
Memphis	Parker	Higgins	Ross	Conner	Prather	Hudson	Stanley	King	Slayden	Crowder	Green
Iowa	Parker	Higgins	Ross	Conner	Prather	Hudson	Cappi	King	Stanley	Caldwell	Taylor
Florida A&M	Parker	Higgins	Ross	Dalton	Prather	Hudson	Russ	King	Stanley	Crowder	Taylor
ULM	Parker	Higgins	Ross	Dalton	Prather	Hudson	Russ	King	Stanley	Crowder	Taylor
Texas State	Parker	Higgins	Ross	Dalton	Prather	Russ	Cappi	King	Stanley	Kilcrease	Taylor
South Alabama	Parker	Higgins	Ross	Dalton	Prather	Hudson	Stanley	Henry	King	Kilcrease	Taylor
Arkansas State	Mothershead	Higgins	Ross	Dalton	Prather	Russ	Stanley	Henry	King	Caldwell	Taylor
Coastal Carolina											
Georgia Southern											
Louisiana											
Southern Miss											

## GAME-BY-GAME DEFENSIVE STARTERS

Game	BANDIT	NT	DT	DE	MLB	WLB	SPEAR	FS	SS	CB	CB
Nevada	Lee	Curry	Medina	Cutts	Jackson	Stringer	Lafayette	Powell	Powe	Green	Yancey
Memphis	Lee	Fils-Aime	Medina	Kaba	Jackson	Stringer	Lafayette	Powell	Powe	Green	Yancey
Iowa	Lee	Curry	Medina	Cutts	Jackson	Stringer	Lafayette	Conerly-Goodly	Powe	Green	Yancey
Florida A&M	Lee	Curry	Medina	Cutts	Jackson	Stringer	Lafayette	Conerly-Goodly	Powe	Green	Yancey
ULM	Lee	Fils-Aime	Medina	Cutts	Jackson	Stringer	Lafayette	Conerly-Goodly	Powe	Green	Henry
Texas State	Lee	Fils-Aime	Peterson	Cutts	Jackson	Stringer	Starling	Conerly-Goodly	Powe	Green	Henry
South Alabama	Williams	Curry	Peterson	Cutts	Jackson	Stringer	Lafayette	Conerly-Goodly	Powe	Green	Yancey
Arkansas State	Lee	Curry	Peterson	McNeill	Jackson	Stringer	Lafayette	Conerly-Goodly	Powe	Green	Yancey
Coastal Carolina											
Georgia Southern											
Louisiana											
Southern Miss											

# GAME NINE | GAME COMPARISON

GAME..... SCORE	FIRST DOWNS		RUSHING	C-A-I	PASSING	TD	TOT OFF	PUNTS	FUM	PENALTIES		TIME OF
	TOT	RU-PA-PE	NO-YDS-TD		YDS		PL-YDS	NO-AVG	F-L	NO-YDS	3DN	POSS
Troy.....26	23	11-10-2	36-191-2	20-30-0	200	1	66-391	4-30.8	0-0	4-40	9-of-16	30:25
vs. Nevada .....28	16	8-8-0	34-214-2	18-21-0	179	2	55-393	3-37.7	1-0	4-45	7-of-12	29:35
Troy.....17	17	6-8-3	34-101-2	16-26-0	150	0	60-251	5-44.6	1-1	8-73	9-of-16	31:06
at Memphis .....38	25	12-7-6	29-211-4	20-30-0	161	1	59-372	3-46.3	0-0	7-71	4-of-8	28:54
Troy.....21	10	4-6-0	21-24-0	16-26-1	253	2	47-253	8-40.1	2-0	6-39	4-of-12	23:41
at Iowa.....38	25	16-7-2	45-284-3	20-24-0	178	1	69-462	4-49.2	1-0	0-0	7-of-13	36:19
Troy.....34	24	11-11-2	33-212-1	18-25-0	295	4	58-507	3-32.7	0-0	12-125	6-of-11	26:55
vs. Florida A&M .....12	18	1-12-5	28-55-0	25-39-0	288	0	67-343	5-34.4	1-0	13-110	2-of-14	33:05
Troy.....9	16	10-4-2	45-189-0	7-12-0	71	0	57-260	3-40.3	2-0	10-84	4-of-12	30:31
vs. ULM.....13	13	7-3-3-	38-112-1	6-11-1	135	0	49-247	3-42.7	0-0	8-65	4-of-11	20:29
Troy.....17	19	3-14-2	33-63-0	19-32-0	268	2	65-331	4-44.2	3-2	4-53	6-of-13	28:33
vs. Texas State.....38	26	11-12-3	39-215-2	20-29-2	252	3	68-467	2-36.5	1-1	3-35	6-of-12	31:27
Troy.....9	14	3-8-3	22-36-0	19-36-3	136	1	58-172	5-36.4	1-0	3-34	4-of-13	24:03
at South Alabama .....25	12	6-5-1	41-160-1	16-21-0	158	1	62-318	7-37.4	0-0	9-100	4-of-15	35:57
Troy.....31	23	10-13-0	38-162-2	22-33-3	304	2	71-466	3-37.7	2-1	9-52	7-of-12	30:47
at Arkansas State .....34	26	9-15-2	42-184-3	25-40-0	349	0	82-533	3-34.7	2-2	3-25	7-of-16	29:13

## #0 GERALD GREEN

Rushes: 20 (Arkansas State, 2024)  
 Rush Yards: 113 (Arkansas State, 2024)  
 Long Rush: 23 (ULM, 2024)  
 Rushing TDs: 1 (2x, last Arkansas State, 2024)  
 Receptions: 2 (2x, last South Alabama, 2024)  
 Receiving Yards: 16 (Texas State, 2024)

## #1 LANDON PARKER

Receptions: 3 (Arkansas State, 2024)  
 Receiving Yards: 62 (Arkansas State, 2024)  
 Long Catch: 32 (Arkansas State, 2024)  
 Receiving TDs: 1 (Texas State, 2023)

## #2 PEYTON HIGGINS

Receptions: 7 (Memphis, 2024)  
 Receiving Yards: 77 (Alabama A&M, 2022)  
 Receiving TDs: 1 (2x, last Arkansas State, 2024)  
 Long Catch: 39 (Alabama A&M, 2022)

## #3 DAMIEN TAYLOR

Rushes: 17 (ULM, 2024)  
 Rush Yards: 109 (Florida A&M, 2024)  
 Long Rush: 45 (Georgia State, 2023)  
 Rushing TDs: 1 (5x, last Arkansas State, 2024)  
 Receptions: 1 (6x, last Arkansas State, 2024)  
 Receiving Yards: 7 (Florida A&M, 2024)  
 Long Catch: 7 (Florida A&M, 2024)  
 Receiving TDs: 1 (2x, last Florida A&M, 2024)

## #4 JARRIS WILLIAMS

Rushes: 6 (Stephen F. Austin, 2023)  
 Rush Yards: 48 (Stephen F. Austin, 2023)  
 Long Rush: 25 (Stephen F. Austin, 2023)  
 Rushing TDs: 1 (Stephen F. Austin, 2023)  
 Receptions: 1 (Kansas State, 2023)  
 Receiving Yards: 0 (Kansas State, 2023)

## #5 MOJO DORTCH

Receptions: 1 (2x, last South Alabama, 2024)  
 Receiving Yards: 7 (Texas State, 2024)  
 Long Reception: 7 (Texas State, 2024)  
 Rushes: 2 (Texas State, 2024)  
 Rushing Yards: 15 (2x, last Texas State, 2024)  
 Long Rush: 15 (Florida A&M, 2024)

## #6 CHRIS LEWIS

Receptions: 5 (Kansas State, 2023)  
 Receiving Yards: 120 (South Alabama, 2023)  
 Receiving TDs: 3 (South Alabama, 2023)  
 Long Catch: 64 (Arkansas State, 2023)  
 Passing TDs: 1 (S. Miss, 2023)

## #7 DEVONTE ROSS

Receptions: 11 (2x, last Arkansas State, 2024)  
 Receiving Yards: 229 (Florida A&M, 2024)  
 Long Catch: 98 (Florida A&M, 2024)  
 Receiving TDs: 3 (Florida A&M, 2024)

## #8 ZERIAH BEASON

Receptions: 4 (Memphis, 2024)  
 Receiving Yards: 60 (Memphis, 2024)  
 Long Catch: 35 (Texas State, 2024)

## #9 GOOSE CROWDER

Rushes: 10 (Nevada, 2024)  
 Rush Yards: 29 (Nevada, 2024)  
 Rushing TD: 1 (Memphis, 2024)  
 Long Rush: 12 (Nevada, 2024)  
 Passing Yards: 291 (Florida A&M, 2024)  
 Completions: 20 (Nevada, 2024)  
 Pass Attempts: 30 (Nevada, 2024)  
 Passing TDs: 4 (Florida A&M, 2024)  
 Long Pass: 98 (Florida A&M, 2024)

Total Offense: 310 (Florida A&M, 2024)

## #10 TUCKER KILCREASE

Passing Yards: 249 (Texas State, 2024)  
 Passing TDs: 2 (Texas State, 2024)  
 Completions: 17 (Texas State, 2024)  
 Pass Attempts: 28 (Texas State, 2024)  
 Long Pass: 62 (Iowa, 2024)  
 Rushes: 13 (Texas State, 2024)  
 Rush Yards: 55 (ULM, 2024)  
 Long Rush: 25 (ULM, 2024)  
 Total Offense: 242 (Texas State, 2024)

## #12 MATTHEW CALDWELL

Rushes: 4 (2x, last South Alabama, 2024)  
 Rush Yards: 6 (Memphis, 2024)  
 Rushing TD: 1 (Memphis, 2024)  
 Long Rush: 6 (South Alabama, 2024)  
 Passing Yards: 304 (Arkansas State, 2024)  
 Completions: 22 (Arkansas State, 2024)  
 Pass Attempts: 33 (Arkansas State, 2024)  
 Passing TDs: 2 (Arkansas State, 2024)  
 Long Pass: 63 (Iowa, 2024)  
 Total Offense: 306 (Arkansas State, 2024)

## #14 ETHAN CONNER

Receptions: 6 (Iowa, 2024)  
 Receiving Yards: 51 (Stephen F. Austin, 2023)  
 Receiving TDs: 2 (Stephen F. Austin, 2023)  
 Long Catch: 23 (Iowa, 2024)

## #15 JORDAN LOVETT

Rushes: 7 (Memphis, 2024)  
 Rush Yards: 25 (Stephen F. Austin, 2023)  
 Long Rush: 10 (S. Miss, 2023)  
 Receptions: 2 (Nevada, 2024)  
 Receiving Yards: -1 (Stephen F. Austin, 2023)  
 Long Catch: 1 (Nevada, 2024)

## #22 TAE MEADOWS

Rushes: 1 (3x, last South Alabama, 2024)  
 Rush Yards: 5 (ULM, 2023)  
 Long Rush: 5 (ULM, 2023)  
 Rushing TDs: 1 (ULM, 2023)

## #83 DJ EPPS

Receptions: 1 (Florida A&M, 2024)  
 Receiving Yards: 5 (Florida A&M, 2024)  
 Long Reception: 5 (Florida A&M, 2024)

## #86 JACKSON WORLEY

Receptions: 1 (Arkansas State, 2024)  
 Receiving Yards: 9 (Arkansas State, 2024)  
 Long Catch: 9 (Arkansas State, 2024)

## #88 BRODY DALTON

Receptions: 3 (Arkansas State, 2024)  
 Receiving Yards: 68 (Arkansas State, 2024)  
 Receiving TDs: 1 (Arkansas State, 2024)  
 Long Catch: 36 (Arkansas State, 2024)

## #40 SCOTT TAYLOR RENFROE

Field Goals: 4 (Army, 2023)  
 Field Goal Attempts: 5 (Army, 2023)  
 Long Field Goal: 49 (ULM, 2024)

## #48 ROBERT COLE

Punts: 7 (2x, last Iowa, 2024)  
 50-Plus Punts: 2 (2x, last Louisiana, 2023)  
 Inside the 20: 4 (JMU, 2023)  
 Long Punt: 60 (2x, last South Alabama, 2023)

• All career-highs are from career at Troy

## #0 RAYMOND CUTTS

Tackles: 7 (ULM, 2024)  
Tackles for Loss: 1 (Iowa, 2024)

## #1 PHILLIP LEE

Tackles: 4 (3x, last ULM, 2024)  
Tackles for Loss: 1.5 (2x, last South Alabama, 2024)  
Sacks: 1 (3x, last South Alabama, 2024)  
Pass Break Up: 1 (Texas State, 2024)  
Forced Fumbles: 1 (Arkansas State, 2024)

## #2 STEVEN CATTLEIDGE

Tackles: 5 (Florida A&M, 2024)

## #3 DEVIN LAFAYETTE

Tackles: 10 (Arkansas State, 2024)  
Tackles for Loss: 1 (4x, last Arkansas State, 2024)  
Pass Break Ups: 1 (Nevada, 2024)

## #4 BRENDAN JACKSON

Tackles: 10 (2x, last Arkansas State, 2024)  
Tackles for Loss: 4.5 (South Alabama, 2024)  
Sacks: 1 (Arkansas State, 2024)  
Pass Break Ups: 1 (2x, last Memphis, 2024)

## #5 JAH-MAL WILLIAMS

Tackles: 4 (2x, last Texas State, 2024)  
Tackles for Loss: 0.5 (Florida A&M, 2024)  
Fumble Recovery: 1 (Arkansas State, 2024)

## #6 TERRY THOMAS

Tackles: 8 (App State, 2022)  
Sacks: 1.0 (2x, last Florida A&M, 2024)  
Tackles for Loss: 1.5 (Kansas State, 2023)  
Interceptions: 1 (Alabama A&M, 2022)  
Pass Break Up: 1 (Arkansas State, 2023)

## #7 JORDAN STRINGER

Tackles: 12 (Iowa, 2024)  
Tackles for Loss: 2 (2x, last South Alabama, 2024)  
Interceptions: 1 (Texas State, 2023)  
Forced Fumbles 1 (3x, last Arkansas State, 2024)  
Sacks: 0.5 (Army, 2023)  
Interceptions: 1 (Texas State, 2024)

## #8 ERIC SHAW

Tackles: 2 (2x, last S. Miss, 2023)  
Sacks: 0.5 (Arkansas State, 2023)  
Tackles for Loss: 0.5 (2x, last ULM, 2023)

## #9 DAMAJE YANCEY

Tackles: 10 (Arkansas State, 2024)  
Tackles for Loss: 1 (3x, last South Alabama, 2024)  
Sacks: 1 (South Alabama, 2024)  
Interceptions: 1 (Duke, 2023)  
Pass Break Up: 2 (Arkansas State, 2024)

## #10 JABARI STRAIT

Tackles: 1 (2x, last Texas State, 2024)

## #11 DARRELL STARLING

Tackles: 6 (Texas State, 2024)  
Fumble Recovery: 1 (Arkansas State, 2020)  
Forced Fumbles: 1 (Texas State, 2024)  
Tackles for Loss: 1 (4x, last Texas State, 2024)  
Sacks: 1 (Texas State, 2024)  
Pass Break Up: 1 (Southern Miss, 2021)

## #12 TRENT HENRY

Tackles: 7 (Texas State, 2024)  
Sacks: 1 (South Alabama, 2024)  
Tackles for Loss: 2.0 (South Alabama, 2024)  
Fumble Recoveries: 1 (Texas State, 2024)  
Pass Break Ups: 1 (Texas State, 2024)

## #13 TJ THOMPSON

Tackles: 2 (Duke, 2023)  
Forced Fumble: 1 (Texas State, 2023)

## #14 CECIL POWELL

Tackles: 6 (Nevada, 2024)  
Tackles for Loss: 0.5 (2x, last Florida A&M, 2024)

## #18 JORDAN PERRY

Tackles: 1 (2x, last Arkansas State, 2024)

## #21 LJ GREEN

Tackles: 5 (Nevada, 2024)  
Tackles for Loss: 1 (South Alabama, 2024)  
Pass Break Ups: 2 (2x, last Arkansas State, 2024)  
Interceptions: 1 (Texas State, 2024)

## #24 RONDELL CARTER

Tackles: 2 (Nevada, 2024)

## #25 JUSTIN POWE

Tackles: 9 (Nevada, 2024)  
Tackles for Loss: 1 (ULM, 2024)  
Interceptions: 1 (ULM, 2024)  
Pass Break Up: 2 (South Alabama, 2024)

## #26 DORION JACKSON

Tackles: 1 (3x, last ULM, 2024)  
Fumble Recoveries: 1 (ULM, 2023)  
Pass Break Up: 1 (Arkansas State, 2024)

## #27 JOHN BUTLER

Tackles: 1 (2x, last South Alabama, 2024)

## #35 MALAKI PEGUES

Tackles: 5 (S. Miss, 2023)  
Sacks: 1.5 (S. Miss, 2023)  
Tackles for Loss: 1.5 (S. Miss, 2023)

## #39 IAN CONERLY-GOODLEY

Tackles: 8 (2x, last ULM, 2024)  
Tackles for loss: 0.5 (2x, last ULM, 2024)  
Pass Break Up: 1 (2x, last Arkansas State, 2024)

## #44 LUKE HODGE

Tackles: 1 (3x, last Texas State, 2024)

## #45 CK KABA

Tackles: 4 (Texas State, 2024)  
Sacks: 1 (Texas State, 2024)  
Tackles for Loss: 1 (Texas State, 2024)

## #53 JABRIL MCNEILL

Tackles: 2 (4x, last Arkansas State, 2024)

## #93 KAM CURRY

Tackles: 6 (Iowa, 2024)  
Tackles for Loss: 1 (South Alabama, 2024)

## #95 LUIS MEDINA

Tackles: 7 (App State, 2021)  
Tackles for Loss: 1.0 (3x, last S. Miss, 2023)  
Sacks: 1.0 (3x, last S. Miss, 2023)

## #98 JAMEL FILS-AIME

Tackles: 5 (Florida A&M, 2024)  
Tackles for Loss: 1 (3x, last South Alabama, 2024)

## #99 JULIAN PETERSON

Tackles: 4 (ULM, 2024)  
Sacks: 1.5 (Arkansas State, 2023)  
Tackles for Loss: 1.5 (Arkansas State, 2023)



SCAN FOR PLAYER  
CAREER STATS



SCAN FOR COMPLETE  
ROSTER & BIO

Shutout an opponent: ..... Oct. 14, 2023, at Army (19-0)

Rushed for more than 300 yards: ..... Sept. 2, 2023, vs. Stephen F. Austin  
..... (42 rushes, 342 yards)

Rushed for more than 400 yards: ..... Sept. 14, 2002 vs. Southern Utah  
..... (52 rushes, 464 yards)

Passed for more than 300 yards: ..... Nov. 25, 2023, at Southern Miss  
..... (319 yards)

Passed for more than 400 yards: ..... Sept. 10, 2022, vs. Alabama A&M  
..... (464 yards)

Recorded 600-699 yds offense: ..... Nov. 9, 2019, vs. Georgia Southern  
..... (273 rushing, 330 passing, 603 total)

Recorded more than 700 yds offense: ..... Sept. 3, 2016 vs. Austin Peay  
..... (383 rushing, 323 passing, 706 total)

Ran at least 100 plays ..... Oct. 12, 2013 at Georgia State (102 plays)

Scored 50 or more points: ..... Sept. 4, 2021, vs. Southern

Returned the Opening Kickoff for TD: ..... Sept. 29, 2018, vs. Coastal Carolina  
..... (96 yards by Marcus Jones)

Scored on First Play: ..... Sept. 3, 2016 vs. Austin Peay  
..... (48-yard run by Jordan Chunn)

Scored on First Two Plays: ..... Nov. 18, 2000 vs. Jacksonville State  
..... (65-yard pass from Brock Nutter to Jonathan Carter  
..... 33-yard pass from Thad Buttone to Jonathan Carter)

Scored on a Hail Mary ..... Sept. 23, 2023, vs. Western Kentucky  
..... 40-yard pass from Gunnar Watson to Chris Lewis, end of first half

Scored on First Play of Second Half ..... Oct. 1, 2016 at Idaho  
..... (John Johnson 60-yard pass from Brandon Silvers)

Scored on First Play of Season ..... Sept. 3, 2016 vs. Austin Peay  
..... (48-yard run by Jordan Chunn)

Passed for less than 100 yards: ..... Sept. 28, 2024, vs. ULM  
..... (7-12, 71 yards)

Passed for less than 100 yds in 3 straight games: ..... Oct. 16-23-30, 2004  
..... at Arkansas State (73 yards); at LSU (60 yards); vs. Idaho (48 yards)

Failed to record 200 yards total offense: ..... Oct. 15, 2024, at South Alabama  
..... (36 rushing, 136 passing, 172 total)

Failed to record 100 yards total offense: ..... Oct. 9, 1982 vs SE Louisiana  
..... (27 rushing, 48 passing, 75 total)

Failed to score a touchdown and lost: ..... Sept. 28, 2024, vs. ULM (13-9)

Failed to score a touchdown and won: ..... Nov. 17, 2018, vs. Texas State  
..... (12-7; four field goals)

Held an opponent to negative yards rushing: ..... Sept. 18, 2021, at Southern Miss  
..... (39 carries, -1 yards)

Held an opponent to less than 100 yards passing: ..... Oct. 14, 2023, vs. Army  
..... (9-18, 78 yards)

Held an opponent to less than 50 yards passing: ..... Oct. 30, 2014  
..... at Georgia Southern (6-10, 40 yards)

Held an opponent to less than 10 yards passing: ..... Oct. 27, 2001  
..... vs. Southern Utah (1-8, 6 yards)

Held opponent to less than 200 yards total offense: ..... Sept. 24, 2022, vs. Marshall  
..... (96 rush, 78 pass, 174 total)

Returned a kickoff for a touchdown: ..... Sept. 14, 2019, vs. Southern Miss  
..... (69 yards by Reggie Todd)

Returned a punt for a touchdown: ..... Sept. 14, 2024, at Iowa  
..... (Devonte Ross, 77 yards)

Blocked an opponent's punt: ..... Dec. 5, 2020, at South Alabama (Kaylon Geiger)

Blocked two opponent punts in a game: ..... Oct. 26, 2002 vs. FAU

Blocked an opponent's field goal attempt: ..... Nov. 11, 2023, at ULM  
..... (Zach Edwards)

Blocked an opponent's PAT try: ..... Sept. 18, 2021, at Southern Miss  
..... (Will Choloh)

Returned an interception for a TD: ..... Sept. 2, 2023, vs. Stephen F. Austin  
..... (Reddy Steward, 45 yards)

Returned a fumble for a touchdown: ..... Dec. 2, 2023, vs. App State  
..... (Don Callis, 10 yards)

Returned a fumble and an INT for touchdowns: ..... Oct. 24, 2020, vs. Georgia State  
..... (Shakel Brown, 21-yard fumble; Reddy Steward, 35-yard INT)

Attempted an on-side kick ..... Aug. 31, 2024, vs. Nevada (Unsuccessful)

Converted an on-side kick ..... Oct. 10, 2020, vs. Texas State

Attempted a fake punt ..... Nov. 9, 2019, vs. Georgia Southern (Successful)

Attempted a fake field goal: ..... Oct. 31, 2014, at Appalachian State  
..... (Unsuccessful, made first down but fumbled)

Scored a safety: ..... Dec. 5, 2020, at South Alabama  
..... TEAM

Returned a PAT attempt for two points: ..... Nov. 25, 2000  
..... Chris Archie vs. Appalachian State (INT, 102 yards)

2 players rush for 100 yards in a game: ..... Oct. 4, 2018, vs. Georgia State  
..... (B.J. Smith, 143 yards; Kaleb Baker, 111 yards)

3 players rush for 100 yards in a game: ..... Sept. 14, 2002 vs. S. Utah  
..... (Marrio Fraser, 125; DeWhitt Betterson, 122; LeBarron Black, 100)

Quarterback rush for 100 yards in a game: ..... Oct. 4, 2018, vs. Georgia State  
..... Kaleb Barker (5 carries, 111 yards)

Player rushed for 100 yds in consecutive games: ..... 2022, Kimani Vidal  
..... (242 vs. ULM, 208 at Arkansas State)

Player rushed for 100 yds in three consecutive games: ..... 2018, B.J. Smith  
..... (103 vs. Coastal Carolina; 140 vs. Georgia State; 111 at Liberty)

Player rushed for 100 yds in four consecutive games: ..... 2018, B.J. Smith  
..... (103 vs. Coastal Carolina; 140 vs. Georgia St; 111 at Liberty, 170 at South Alabama)

Player rushed for 100 yds in five consecutive games: ..... 2018, B.J. Smith  
..... (103 vs. Coastal Carolina; 140 vs. Georgia St; 111 at Liberty,  
..... 170 at South Alabama, 103 vs. Louisiana)

Player rush for more than 200 yards in a game: ..... Sept. 2, 2023, vs. Stephen F. Austin  
..... (Kimani Vidal, 25 carries, 248 yards)

Had a player record 40 carries in a game: ..... Nov. 15, 2003 vs. Utah St  
..... (DeWhitt Betterson, 46 carries, 230 yards, 2 TDs)

Had a player rush for three TD in a game: ..... Dec. 2, 2023, vs. App State  
..... (Kimani Vidal - 5)

Had a player rush for four TD in a game: ..... Dec. 2, 2023, vs. App State  
..... (Kimani Vidal - 5)

Player record 100 yards rushing and receiving : ..... Sept. 9, 2000 vs. App State  
..... (Demontray Carter, 102 rushing & 153 receiving)

2 players with more than 100 yards receiving in a game: ..... Sept. 24, 2022, vs. Marshall  
..... (Tez Johnson, 121; Jabre Barber 101)

3 players with more than 100 yards receiving in a game: ..... Sept. 14, 2019, vs. Southern Miss  
..... (Geiger, 118; Eafford, 110; Whittemore, 110, McClain, 104)

4 players with more than 100 yards receiving in a game: ..... Sept. 14, 2019, vs. Southern Miss  
..... (Geiger, 118; Eafford, 110; Whittemore, 110, McClain, 104)

Player with three or more touchdown receptions in game ..... Sept. 21, 2024, vs. Florida A&M  
..... Devonte Ross(3)

Made three field goals in a game: ..... Sept. 24, 2022, vs. Marshall  
..... (Brooks Buce - 40, 25, 28)

Make a game-winning FG with less than one minute in game.. Oct. 17, 2020, vs. Eastern Kentucky  
..... (Evan Legassey, 47 yards, 0:02)

Played an overtime game: ..... Oct. 31, 2015 at Appalachian State  
..... (Appalachian State 44, Troy 41 3OT)

Punted on third down: ..... Oct. 12, 2002, vs. Mississippi State  
..... (3rd-and-16 from the Troy 4-yard line)

A player record two interceptions in a game: ..... Nov. 26, 2022, at Arkansas State  
..... (Reddy Steward)

A player record three interceptions in a game: ..... Nov. 15, 2014  
..... at Idaho (Montres Kitchens)

A player recorded multiple interceptions in consecutive games..... Blace Brown  
..... (Sept. 24, 2016 vs. New Mexico State [2] & Oct. 1, 2016 at Idaho [2])

Rallied from 17-point or more deficit ..... Nov. 5, 2022, at Louisiana; trailed 17-0, won 23-17  
20-Play Scoring Drive ..... Nov. 5, 2022, at Louisiana

### LAST TIME ... AN OPPONENT

Shutout Troy: ..... Sept. 20, 2014 at Georgia (0-66)

Rushed for more than 300 yards: ..... Nov. 7, 2020, at Georgia Southern  
..... (61 attempts, 326 yards)

Had more than 600 yards total offense: ..... Sept. 26, 2020, at BYU  
..... (192 rushing, 472 passing, 664 overall)

Returned a kickoff for a touchdown: ..... Sept. 14, 2019, vs. Southern Miss  
..... (Jaylond Adams, 100 yards)

Returned a punt for a touchdown: ..... Sept. 2, 2017, at Boise State  
..... (Avery Williams, 81 yards)

Returned two punts for TD in a game: ..... Aug. 31, 2002 vs. Nebraska  
..... (DeJuan Groce, 83 and 72 yards)

Returned a blocked punt for a touchdown: ..... Dec. 3, 2011  
..... at Arkansas State (Jones)

Blocked a Troy punt: ..... Nov. 5, 2022, at Louisiana

Blocked two Troy punts: ..... Nov. 2, 2002 vs. Arkansas  
..... (Tom Crowder and Bo Mosley)

Blocked a Troy field goal attempt: ..... Dec. 5, 2020, at South Alabama

Blocked a Troy field goal and returned for TD: ..... Never (FBS era)

Blocked a Troy PAT Attempt: ..... Nov. 5, 2022, at Louisiana

Returned an interception for a TD: ..... Sept. 14, 2024, at Iowa

Returned a fumble for a touchdown: ..... Sept. 2, 2023, vs. Stephen F. Austin

Returned a fumble and an INT for touchdowns: ..... Sept. 7, 2002 vs. UAB  
..... (Chris Brown, 91-yard fumble; Gaylon Black, 30-yard INT)

Scored a safety: ..... Dec. 16, 2022, vs. UTSA

Returned a missed PAT attempt for two points: ..... Never

A player rushed for 200 yards in a game: ..... Nov. 26, 2011 at WKU  
..... (Bobby Rainey, 43 carries, 227 yards, 3 TDs)

Converted a Fake Punt: ..... Sept. 30, 2023, at Georgia State

Failed on a Fake Punt: ..... Sept. 17, 2016, at Southern Miss

# GAME NINE | NOTES

## GAME 1

<b>NEVADA</b>	<b>0</b>	<b>6</b>	<b>15</b>	<b>7</b>	<b>28</b>
<b>TROY</b>	<b>7</b>	<b>7</b>	<b>3</b>	<b>9</b>	<b>26</b>

AUG. 31 • TROY, ALA. • VETERANS MEMORIAL STADIUM • 27,412

	NEVADA	TROY
<b>FIRST DOWNS</b>	<b>16</b>	<b>23</b>
Rushing	8	11
Passing	8	10
Penalty	0	2
<b>NET YARDS RUSHING</b>	<b>214</b>	<b>191</b>
Rushing Attempts	34	36
Average Per Rush	6.3	5.3
Rushing Touchdowns	2	2
Yards Gained Rushing	228	203
Yards Lost Rushing	14	12
<b>NET YARDS PASSING</b>	<b>179</b>	<b>200</b>
Completions-Attempts-Int	18-21-0	20-30-0
Average Per Attempt	8.5	6.7
Average Per Completion	9.9	10.0
Passing Touchdowns	2	1
<b>TOTAL OFFENSE YARDS</b>	<b>393</b>	<b>391</b>
Total offense plays	55	66
Average Gain Per Play	7.1	5.9
Fumbles: Number-Lost	1-0	0-0
Penalties: Number-Yards	4-45	4-40
<b>PUNTS-YARDS</b>	<b>3-113</b>	<b>4-123</b>
Average Yards Per Punt	37.7	30.8
Net Yards Per Punt	34.7	30.8
Inside 20	2	1
50+ Yards	0	0
Touchbacks	0	0
Fair catch	1	2
<b>KICKOFF-YARDS</b>	<b>5-297</b>	<b>5-318</b>
Average Yards Per Kickoff	59.4	63.6
Net Yards Per Kickoff	40.8	36.8
Touchbacks	2	2
Fair Catch Yards	0	0
Punt returns: Number-Yards-TD	0-0-0	1-9-0
Average Per Return	0.0	9.0
Kickoff returns: Number-Yds-TD	3-84-0	3-43-0
Average Per Return	28.0	14.3
Interceptions: Number-Yds-TD	0-0-0	0-0-0
Fumble Returns: Number-Yds-TD	0-0-0	0-0-0
Miscellaneous Yards	0	0
Possession Time	29:35	30:25
1st Quarter	07:46	07:14
2nd Quarter	09:02	05:58
3rd Quarter	06:27	08:33
4th Quarter	06:20	08:40
Third-Down Conversions	7-12	9-16
Fourth-Down Conversions	0-1	1-1
Red-Zone Scores-Chances	4-4	4-4
Touchdowns	4	2
Field goals	0	2
Sacks By: Number-Yards	1-1	0-0
PAT Kicks	2-3	2-2
2Pts Conversions	1-1	0-1
Field Goals	0-1	2-2
Points off Turnover	0	0

### NOTABLE

- OL Daniel King, QB Goose Crowder, LB Brendan Jackson, LB Jordan Stringer, K Scott Taylor Renfore, WR Chris Lewis

- Troy lost the coin toss. The Trojans are now 8-21 the last three seasons and 3-12 the last two seasons on the coin toss; Nevada deferred to the second half.

- The game was delayed eight minutes due to lightning during pregame warm-ups.

- Daniel King extended his team-leading start streak to 29 games, while Scott Taylor Renfroe and Robert Cole started their 15th straight game.

- Goose Crowder, Gerald Green, Landon Parker, Peyton Higgins, Ethan Conner, Elijah Prather, Boaz Stanley, Zerian Hudson, Raymond Cutts, Kam Curry, Brendan Jackson, Devin Lafayette, LJ Green, Damaje Yancey, Cecil Powell, Justin Powe, Will Spain, Nick Troemel and Colton Walls all made their first career starts.

- Troy falls to 11-12 in season openers at the FBS level and 54-43-6 all-time in season openers.

- Troy rushed for 190 yards in the game, snapping a winning streak of 18 straight games when topping the century mark. Troy is 20-2 in its last 22 games when rushing for more than 100 yards.

- Damien Taylor rushed for 103 yards and a touchdown on just 11 carries; his yardage total was a career-best. His previous high was 82 yards against Army on Oct. 14, 2023.

## STAT LEADERS

NEVADA						TROY							
	No	Yds	TD	Lg	Avg		No	Yds	TD	Lg	Avg		
<b>Rushing</b>						<b>Rushing</b>							
Red, Savion	11	135	0	69	12.3	Taylor, Damien	11	103	1	30	9.4		
Garwo, Patrick	9	53	0	53	5.9	Green, Gerald	11	40	1	16	3.6		
<b>Passing</b>	A	C	I	Yds	TD	Lng	<b>Passing</b>	A	C	I	Yds	TD	Lng
Lewis, Brendon	20	17	0	158	2	31	Crowder, Goose	30	20	0	200	1	29
<b>Receiving</b>	No.	Yds	TD	Long		<b>Receiving</b>	No.	Yds	TD	Long			
Smith, Jaden	6	81	0	25		Ross, Devonte	7	102	1	29			
Braham, Cortz	4	28	0	16		Higgins, Peyton	4	38	0	19			
Bellon, Marcus	3	38	1	31		Conner, Ethan	3	18	0	10			
Henry, Jace	3	31	1	17		Parker, Landon	2	27	0	23			

## GAME 2

<b>TROY</b>	<b>0</b>	<b>7</b>	<b>3</b>	<b>7</b>	<b>17</b>
<b>MEMPHIS</b>	<b>7</b>	<b>14</b>	<b>10</b>	<b>7</b>	<b>38</b>

SEPT. 7 • MEMPHIS, TENN. • SIMMONS LIBERTY BANK STADIUM • 23,246

	TROY	MEM
<b>FIRST DOWNS</b>	<b>17</b>	<b>25</b>
Rushing	6	12
Passing	8	7
Penalty	3	6
<b>NET YARDS RUSHING</b>	<b>101</b>	<b>211</b>
Rushing Attempts	34	29
Average Per Rush	3.0	7.3
Rushing Touchdowns	2	4
Yards Gained Rushing	123	215
Yards Lost Rushing	22	4
<b>NET YARDS PASSING</b>	<b>150</b>	<b>161</b>
Completions-Attempts-Int	16-26-0	20-30-0
Average Per Attempt	5.8	5.4
Average Per Completion	9.4	8.0
Passing Touchdowns	0	1
<b>TOTAL OFFENSE YARDS</b>	<b>251</b>	<b>372</b>
Total offense plays	60	59
Average Gain Per Play	4.2	6.3
Fumbles: Number-Lost	1-1	0-0
Penalties: Number-Yards	8-73	7-71
<b>PUNTS-YARDS</b>	<b>5-223</b>	<b>3-139</b>
Average Yards Per Punt	44.6	46.3
Net Yards Per Punt	33.4	39.7
Inside 20	0	1
50+ Yards	1	1
Touchbacks	1	1
Fair catch	1	1
<b>KICKOFF-YARDS</b>	<b>4-258</b>	<b>7-454</b>
Average Yards Per Kickoff	64.5	64.9
Net Yards Per Kickoff	41.2	40.9
Touchbacks	3	6
Fair Catch Yards	0	0
Punt returns: Number-Yards-TD	0-0-0	1-36-0
Average Per Return	0.0	36.0
Kickoff returns: Number-Yds-TD	1-18-0	1-18-0
Average Per Return	18.0	18.0
Interceptions: Number-Yds-TD	0-0-0	0-0-0
Fumble Returns: Number-Yds-TD	0-0-0	0-0-0
Miscellaneous Yards	0	0
Possession Time	31:06	28:54
1st Quarter	07:47	07:13
2nd Quarter	08:01	06:59
3rd Quarter	07:10	07:50
4th Quarter	08:08	06:52
Third-Down Conversions	9-16	4-8
Fourth-Down Conversions	1-1	0-0
Red-Zone Scores-Chances	3-3	5-5
Touchdowns	2	4
Field goals	1	1
Sacks By: Number-Yards	0-0	1-3
PAT Kicks	2-2	5-5
2Pts Conversions	0-0	0-0
Field Goals	1-1	1-1
Points off Turnover	0	3

### NOTABLE

- Goose Crowder finished with 16 rushing yards on two carries before leaving the game in the second quarter with an injury. He becomes the first Troy quarterback since Brandon Silvers in 2017 to rush for positive yards in consecutive games.

- All three of Troy's quarterbacks finished with positive rushing yards - Goose Crowder (16), Tucker Kilcrease (12) and Matthew Caldwell (6).

- The game marked the first time since Nov. 5, 2016, against UMass that two different Troy quarterbacks rushed for a touchdown in the same game; Brandon Silvers scored on a 3-yard run in the first quarter and Sawyer Smith scored a 7-yard touchdown in the fourth quarter.

- Troy rushed for 101 yards in the game, marking a second straight contest when losing when rushing for more than 100 yards; the Trojans had won 18 straight games when rushing for more than 100 yards.

- Troy held Seth Henigan to just 161 yards passing and one touchdown; it was Henigan's fewest passing yards since a 159-yard effort at UAB on Oct. 21, 2023, and the fourth-fewest in his career.

- Troy held Memphis to 372 yards of total offense, the Tigers' second-fewest in their last 17 games.

- Robert Cole booted a 59-yard punt, the third-longest of his career.

- Scott Taylor Renfroe improved to 3-for-3 on the season on field goal attempts.

## STAT LEADERS

TROY						MEMPHIS							
	No	Yds	TD	Lg	Avg		No	Yds	TD	Lg	Avg		
<b>Rushing</b>						<b>Rushing</b>							
Taylor, Damien	7	33	0	24	4.7	Andreson, Mario	17	125	2	26	7.4		
Green, Gerald	10	20	0	8	2.0	Desrosiers, Greg	8	59	0	28	7.4		
Crowder, Goose	2	16	1	11	8.0	Thomas, Brandon	2	3	2	2	1.5		
<b>Passing</b>	A	C	I	Yds	TD	Lng	<b>Passing</b>	A	C	I	Yds	TD	Lng
Caldwell, Matthew	19	11	0	113	0	33	Henigan, Seth	30	20	0	161	1	26
Crowder, Goose	7	5	0	37	0	12							
<b>Receiving</b>	No.	Yds	TD	Long		<b>Receiving</b>	No.	Yds	TD	Long			
Higgins, Peyton	7	53	0	15		Blankumsee, D.	4	50	0	26			
Beason, Zeriah	4	60	0	33		Taylor, Roc	4	27	0	12			
Ross, Devonte	3	27	0	12		Anderson, Mario	4	23	0	9			

GAME 3

<b>TROY</b>	<b>0</b>	<b>14</b>	<b>7</b>	<b>0</b>	<b>21</b>
<b>IOWA</b>	<b>0</b>	<b>10</b>	<b>14</b>	<b>14</b>	<b>38</b>

SEPT. 14 • IOWA CITY, IOWA • KINNICK STADIUM • 69,250

	TROY	IOWA
<b>FIRST DOWNS</b>	<b>10</b>	<b>25</b>
Rushing	4	16
Passing	6	7
Penalty	0	2
<b>NET YARDS RUSHING</b>	<b>24</b>	<b>284</b>
Rushing Attempts	21	45
Average Per Rush	1.1	6.3
Rushing Touchdowns	0	3
Yards Gained Rushing	59	305
Yards Lost Rushing	35	21
<b>NET YARDS PASSING</b>	<b>229</b>	<b>178</b>
Completions-Attempts-Int	16-26-1	20-24-0
Average Per Attempt	8.8	7.4
Average Per Completion	14.3	8.9
Passing Touchdowns	2	1
<b>TOTAL OFFENSE YARDS</b>	<b>253</b>	<b>462</b>
Total offense plays	47	69
Average Gain Per Play	5.4	6.7
Fumbles: Number-Lost	2-0	1-0
Penalties: Number-Yards	6-39	0-0
<b>PUNTS-YARDS</b>	<b>8-321</b>	<b>4-197</b>
Average Yards Per Punt	40.1	49.2
Net Yards Per Punt	38	20
Inside 20	1	1
50+ Yards	0	3
Touchbacks	1	2
Fair catch	2	1
<b>KICKOFF-YARDS</b>	<b>4-260</b>	<b>7-455</b>
Average Yards Per Kickoff	65.0	65.0
Net Yards Per Kickoff	38.2	40
Touchbacks	3	7
Fair Catch Yards	0	0
Punt returns: Number-Yards-TD	1-77-1	2-3-0
Average Per Return	77.0	-1.5
Kickoff returns: Number-Yds-TD	0-0-0	1-32-0
Average Per Return	0.0	32.0
Interceptions: Number-Yds-TD	0-0-0	1-28-1
Fumble Returns: Number-Yds-TD	0-0-0	0-0-0
Miscellaneous Yards	0	0
Possession Time	23:41	36:19
1st Quarter	7:02	07:58
2nd Quarter	05:52	09:08
3rd Quarter	05:02	09:58
4th Quarter	05:45	09:15
Third-Down Conversions	4-12	7-13
Fourth-Down Conversions	0-0	0-1
Red-Zone Scores-Chances	0-0	2-3
Touchdowns	0	2
Field goals	0	0
Sacks By: Number-Yards	2-14	4-30
PAT Kicks	3-3	5-5
2Pts Conversions	0-0	0-0
Field Goals	0-0	1-1
Points off Turnover	0	7

NOTABLE

• Troy entered the week ranked second nationally (Air Force 19) with 16 players starting their first game at the FBS level this year; that number rose to 20 following Saturday's game against Iowa.

• Devonte Ross became the first Troy player since Teddy Ruben against Charleston Southern to catch a touchdown pass and return a punt for a touchdown.

• Despite averaging five penalties per game this year, Iowa was not called for a single penalty by the Big Ten officiating crew.

• Devonte Ross finished with five catches for 142 yards; it was the most receiving yards by a Troy player since Kaylon Geiger's 145 yards against Coastal Carolina in 2019.

• Troy became just the sixth team since the 2022 season to throw for 229 yards or more against the Iowa defense; Troy did it with its second and third-string quarterbacks.

• Troy ran just 47 offensive plays in the game, its fewest since also running 47 plays at Georgia Southern on Nov. 14, 2015. The Trojans ran 46 plays in the 2015 season opener at NC State.

• Devonte Ross returned a punt 77 yards for a touchdown in the second quarter. It was Troy's first special teams touchdown since a 69-yard kickoff return for a touchdown by Reggie Todd against Southern Miss in 2019. It was Troy's first punt return for a touchdown since Cedarius Rookard's 58-yard return in Troy's win at Nebraska in 2018.

• Devonte Ross' 77-yard punt return for a touchdown was Troy's longest punt return touchdown since Leodis McKelvin's 84-yard return at FIU in 2007.

STAT LEADERS

TROY						IOWA							
Rushing	No	Yds	TD	Lg	Avg	Rushing	No	Yds	TD	Lg	Avg		
Taylor, Damien	7	20	0	8	2.9	Johnson, Kaleb	25	173	2	39	6.9		
Kilcrease, Tucker	5	14	0	11	2.8	Patterson, Jaziun	8	72	1	39	9.0		
Passing	A	C	I	Yds	TD	Lng	Passing	A	C	I	Yds	TD	Lng
Caldwell, Matthew	21	14	1	156	1	63	McNamara, Cade	23	19	0	176	0	33
Kilcrease, Tucker	5	2	0	73	1	62	Sullivan, Brendan	1	1	0	2	1	2
Receiving	No.	Yds	TD	Long	Receiving	No.	Yds	TD	Long				
Conner, Ethan	6	50	0	23	Gill, Jacob	5	44	0	12				
Ross, Devonte	5	142	2	63	Ostrenga, Addison	4	9	1	6				
Parker, Landon	2	26	0	15	Lachey, Luke	3	25	0	13				

GAME 4

<b>FLORIDA A&amp;M</b>	<b>6</b>	<b>3</b>	<b>3</b>	<b>0</b>	<b>12</b>
<b>TROY</b>	<b>7</b>	<b>7</b>	<b>7</b>	<b>13</b>	<b>34</b>

SEPT. 21 • TROY, ALA. • VETERANS MEMORIAL STADIUM • 29,024

	FAMU	TROY
<b>FIRST DOWNS</b>	<b>18</b>	<b>24</b>
Rushing	1	11
Passing	12	11
Penalty	5	2
<b>NET YARDS RUSHING</b>	<b>55</b>	<b>212</b>
Rushing Attempts	28	33
Average Per Rush	2.0	6.4
Rushing Touchdowns	0	1
Yards Gained Rushing	82	221
Yards Lost Rushing	27	9
<b>NET YARDS PASSING</b>	<b>288</b>	<b>295</b>
Completions-Attempts-Int	25-39-0	18-25-0
Average Per Attempt	7.4	11.8
Average Per Completion	11.5	16.4
Passing Touchdowns	0	4
<b>TOTAL OFFENSE YARDS</b>	<b>343</b>	<b>507</b>
Total offense plays	67	58
Average Gain Per Play	5.1	8.7
Fumbles: Number-Lost	1-0	0-0
Penalties: Number-Yards	13-110	12-125
<b>PUNTS-YARDS</b>	<b>5-172</b>	<b>3-98</b>
Average Yards Per Punt	34.4	32.7
Net Yards Per Punt	31.8	32.7
Inside 20	2	1
50+ Yards	0	0
Touchbacks	0	0
Fair catch	1	2
<b>KICKOFF-YARDS</b>	<b>5-254</b>	<b>6-383</b>
Average Yards Per Kickoff	50.8	63.8
Net Yards Per Kickoff	38.8	39.7
Touchbacks	1	4
Fair Catch Yards	7	0
Punt returns: Number-Yards-TD	0-0-0	1-18-0
Average Per Return	0.0	18.0
Kickoff returns: Number-Yds-TD	1-17-0	2-28-0
Average Per Return	17.0	14.0
Interceptions: Number-Yds-TD	0-0-0	0-0-0
Fumble Returns: Number-Yds-TD	0-0-0	0-0-0
Miscellaneous Yards	0	0
Possession Time	33:05	26:55
1st Quarter	08:51	06:09
2nd Quarter	07:30	07:30
3rd Quarter	07:33	07:27
4th Quarter	09:11	05:49
Third-Down Conversions	2-14	6-11
Fourth-Down Conversions	1-3	1-2
Red-Zone Scores-Chances	4-5	2-2
Touchdowns	0	2
Field goals	4	0
Sacks By: Number-Yards	1-6	2-21
PAT Kicks	0-0	4-5
2Pts Conversions	0-0	0-0
Field Goals	4-4	0-0
Points off Turnover	0	0

NOTABLE

• Attendance was 29,024, the fourth largest all-time at Veterans Memorial Stadium.

• Devonte Ross' 229 receiving yards is a Troy single-game record. The previous record was held by Danny Grant, who had 225 vs. McNeese State in 1968 during Troy's 1968 NAIA National Championship season.

• Goose Crowder connected with Devonte Ross for a 98-yard touchdown reception. It was the second longest scoring play in Troy history. Mike Turk connected with Titus Dixon for a 99-yard receiving touchdown in 1986.

• Devonte Ross now has six touchdown catches this season and nine in his career; his six touchdowns this season have been from an average of 46.14 yards.

• Devonte Ross finished with 229 receiving yards for his third 100-yard game through the first four games of the season ... Troy's single-season record is five by Kaylon Geiger (2019) and Chip Reeves (2012).

• Damien Taylor's 40-yard touchdown run on Troy's opening drive of the game was Troy's longest run of the season and his second touchdown of the year; it was the fourth rushing touchdown of his career.

• Damien Taylor's 40-yard rushing touchdown on the opening drive marked Troy's first score this season on an opening drive.

• Troy moved to 27-0 since 2015 when allowing 14 or fewer points.

STAT LEADERS

FLORIDA A&M						TROY							
Rushing	No	Yds	TD	Lg	Avg	Rushing	No	Yds	TD	Lg	Avg		
Franklin, Thad	10	46	0	18	4.6	Taylor, Damien	15	109	1	40	7.3		
Dean, Kelvin	10	20	0	9	2.0	Kilcrease, Tucker	5	44	0	16	8.9		
Passing	A	C	I	Yds	TD	Lng	Passing	A	C	I	Yds	TD	Lng
Richardson, Daniel	39	25	0	288	0	48	Crowder, Goose	24	17	0	291	4	98
Receiving	No.	Yds	TD	Long	Receiving	No.	Yds	TD	Long				
Gassett, Jamari	10	141	0	48	Ross, Devonte	11	229	3	98				
Ward, Jaylen	3	37	0	28	Higgins, Peyton	2	13	0	11				
Lee, Quan	3	33	0	15	Parker, Landon	1	23	0	23				
Gross, Koby	2	24	0	20	Green	1	10	0	10				

## GAME 5

<b>ULM</b>	<b>3</b>	<b>0</b>	<b>3</b>	<b>7</b>	<b>13</b>
<b>TROY</b>	<b>3</b>	<b>3</b>	<b>0</b>	<b>3</b>	<b>9</b>

SEPT. 28 • TROY, ALA. • VETERANS MEMORIAL STADIUM • 21,253

	ULM	TROY
<b>FIRST DOWNS</b>	<b>13</b>	<b>16</b>
Rushing	7	10
Passing	3	4
Penalty	3	2
<b>NET YARDS RUSHING</b>	<b>112</b>	<b>189</b>
Rushing Attempts	38	45
Average Per Rush	2.9	4.2
Rushing Touchdowns	1	0
Yards Gained Rushing	138	241
Yards Lost Rushing	26	52
<b>NET YARDS PASSING</b>	<b>135</b>	<b>71</b>
Completions-Attempts-Int	6-11-1	7-12-0
Average Per Attempt	12.3	5.9
Average Per Completion	22.5	10.1
Passing Touchdowns	0	0
<b>TOTAL OFFENSE YARDS</b>	<b>247</b>	<b>260</b>
Total offense plays	49	57
Average Gain Per Play	5.0	4.6
Fumbles: Number-Lost	0-0	2-0
Penalties: Number-Yards	8-65	10-84
<b>PUNTS-YARDS</b>	<b>3-128</b>	<b>3-121</b>
Average Yards Per Punt	42.7	40.3
Net Yards Per Punt	38.3	37.3
Inside 20	2	0
50+ Yards	0	0
Touchbacks	0	0
Fair catch	1	2
<b>KICKOFF-YARDS</b>	<b>4-260</b>	<b>4-259</b>
Average Yards Per Kickoff	65.0	64.8
Net Yards Per Kickoff	41.5	40
Touchbacks	1	3
Fair Catch Yards	25	24
Punt returns: Number-Yards-TD	1-9-0	1-13-0
Average Per Return	9.0	13.0
Kickoff returns: Number-Yds-TD	0-0-0	2-44-0
Average Per Return	0.0	22.0
Interceptions: Number-Yds-TD	0-0-0	1-0-0
Fumble Returns: Number-Yds-TD	0-0-0	0-0-0
Miscellaneous Yards	0	0
Possession Time	29:29	30:31
1st Quarter	05:53	09:07
2nd Quarter	04:26	10:34
3rd Quarter	07:40	07:20
4th Quarter	11:30	03:30
Third-Down Conversions	4-11	4-12
Fourth-Down Conversions	1-1	0-1
Red-Zone Scores-Chances	2-2	2-2
Touchdowns	1	0
Field goals	1	2
Sacks By: Number-Yards	1-12	0-0
PAT Kicks	1-1	0-0
2Pts Conversions	0-0	0-0
Field Goals	2-2	3-4
Points off Turnover	0	3

### NOTABLE

• Troy won the coin toss for the first time this season (1-4). The Trojans are now 9-24 the last three seasons and 4-15 the last two seasons on the coin toss; Troy elected to receive the opening kickoff.

• The loss snapped an 8-game Troy winning streak against Sun Belt West Division opponents and an 8-game winning streak against Sun Belt Conference opponents.

• The Trojans rushed for 201 yards, marking the second straight game with more than 200 yards on the ground. It's the first time Troy has rushed for more than 200 yards in consecutive games since Arkansas State and Army last season.

• Tucker Kilcrease rushed for 55 yards in the game, the most by a Troy quarterback since Sawyer Smith (56 yards) and Kaleb Barker (111 yards) against Georgia State on Oct. 4, 2018.

• The game marked Troy's first without a touchdown since Nov. 23, 2019, against Louisiana (53-3).

• Troy's 71 passing yards was its fewest since passing for 13 yards at Georgia Southern in 2014.

• Justin Powe intercepted General Booty in the second quarter; it was Powe's first career interception and Troy's first forced turnover this season.

• Troy held ULM to 247 yards of total offense, which marked the 39th time since Troy moved to the FBS ranks. It has held an opponent to fewer than 250 yards. Troy is 33-6 in those games. It marked Troy's first loss when holding an opponent to fewer than 250 yards since 2017 vs. South Alabama.

## STAT LEADERS

ULM						TROY							
	No	Yds	TD	Lg	Avg		No	Yds	TD	Lg	Avg		
<b>Rushing</b>						<b>Rushing</b>							
Hardy, Ahmad	27	106	1	12	3.9	Green, Gerald	13	102	0	23	7.8		
Armenta, Aidan	1	10	0	10	10.0	Taylor, Damien	17	71	0	14	4.2		
Herring, Hunter	3	6	0	4	2.0	Kilcrease, Tucker	9	55	0	25	6.1		
<b>Passing</b>	<b>A</b>	<b>C</b>	<b>I</b>	<b>Yds</b>	<b>TD</b>	<b>Lng</b>	<b>Passing</b>	<b>A</b>	<b>C</b>	<b>I</b>	<b>Yds</b>	<b>TD</b>	<b>Lng</b>
Armenta, Aidan	6	4	0	108	0	57	Kilcrease, Tucker	11	6	0	57	0	16
Booty, General	4	1	1	8	0	8	Crowder, Goose	1	1	0	14	0	14
<b>Receiving</b>	<b>No.</b>	<b>Yds</b>	<b>TD</b>	<b>Long</b>	<b>Receiving</b>	<b>No.</b>	<b>Yds</b>	<b>TD</b>	<b>Long</b>				
Godfrey, Jake	1	57	0	57	Ross, Devonte	3	29	0	16				
Griffin, Tyler	1	40	0	40	Beason, Zeriaah	2	30	0	16				
Nixon, Julian	1	19	0	19	Higgins, Peyton	1	7	0	7				

## GAME 6

<b>TEXAS STATE</b>	<b>14</b>	<b>14</b>	<b>10</b>	<b>0</b>	<b>38</b>
<b>TROY</b>	<b>0</b>	<b>10</b>	<b>7</b>	<b>0</b>	<b>17</b>

OCT. 3 • TROY, ALA. • VETERANS MEMORIAL STADIUM • 20,349

	TXST	TROY
<b>FIRST DOWNS</b>	<b>26</b>	<b>19</b>
Rushing	11	3
Passing	12	14
Penalty	3	2
<b>NET YARDS RUSHING</b>	<b>215</b>	<b>63</b>
Rushing Attempts	39	33
Average Per Rush	5.5	1.9
Rushing Touchdowns	2	0
Yards Gained Rushing	221	117
Yards Lost Rushing	6	54
<b>NET YARDS PASSING</b>	<b>252</b>	<b>268</b>
Completions-Attempts-Int	20-29-2	19-32-0
Average Per Attempt	8.7	8.4
Average Per Completion	12.6	14.1
Passing Touchdowns	3	2
<b>TOTAL OFFENSE YARDS</b>	<b>467</b>	<b>331</b>
Total offense plays	68	65
Average Gain Per Play	6.9	5.1
Fumbles: Number-Lost	1-1	3-2
Penalties: Number-Yards	3-35	4-53
<b>PUNTS-YARDS</b>	<b>2-73</b>	<b>4-177</b>
Average Yards Per Punt	36.5	44.2
Net Yards Per Punt	40	41
Inside 20	1	0
50+ Yards	0	0
Touchbacks	0	0
Fair catch	2	3
<b>KICKOFF-YARDS</b>	<b>7-454</b>	<b>4-260</b>
Average Yards Per Kickoff	64.9	65.0
Net Yards Per Kickoff	40.7	40
Touchbacks	6	4
Fair Catch Yards	0	0
Punt returns: Number-Yards-TD	1-13-0	0-0-0
Average Per Return	13.0	0.0
Kickoff returns: Number-Yds-TD	0-0-0	1-19-0
Average Per Return	0.0	19.0
Interceptions: Number-Yds-TD	0-0-0	2-0-0
Fumble Returns: Number-Yds-TD	1-2-0	2-8-0
Miscellaneous Yards	0	0
Possession Time	31:27	28:33
1st Quarter	07:50	07:10
2nd Quarter	05:24	09:36
3rd Quarter	10:05	04:55
4th Quarter	08:08	06:52
Third-Down Conversions	6-12	6-13
Fourth-Down Conversions	0-0	0-2
Red-Zone Scores-Chances	2-2	2-2
Touchdowns	2	2
Field goals	0	0
Sacks By: Number-Yards	6-48	2-5
PAT Kicks	5-5	2-2
2Pts Conversions	0-0	0-0
Field Goals	1-1	1-1
Points off Turnover	7	7

### NOTABLE

• Texas State's victory snapped a 12-game winning streak by the Trojans in the series; Troy now leads the all-time series by a 13-2 margin.

• The two teams combined to run 133 plays; Troy entered the weekend averaging just 117.2 combined plays per game, the second-fewest in the country.

• Devonte Ross, who entered the game third nationally in touchdown receptions, caught his seventh of the season and 10th of his career with a 19-yard reception in the fourth quarter. His seven touchdowns this season have been from an average of 41.69 yards.

• Tucker Kilcrease, who made his first career start at quarterback, threw for 249 yards on 17 completions, both of which are a career-high. His 28 attempts were also the most of his career.

• Troy intercepted Jordan McCloud twice in the game after the 2023 Sun Belt Player of the Year entered the game with three picks on the season in four games. Jordan Stringer recorded the first one of the game on Texas State's first drive of the second quarter, his second career interception.

• Troy also forced and recovered a fumble to give the Trojans three turnovers on the night. Troy entered the week having forced three or more turnovers in 32 games since the 2016 season, the second most in the country.

• Scott Taylor Renfroe ended Troy's final drive before the half with a 42-yard field goal, the 26th of his career. Renfroe moved into sole possession of 10th place all-time in Troy history in career field goals made.

## STAT LEADERS

TEXAS STATE						TROY							
	No	Yds	TD	Lg	Avg		No	Yds	TD	Lg	Avg		
<b>Rushing</b>						<b>Rushing</b>							
Burgess, Torrance	12	85	0	17	7.1	Taylor, Damien	11	63	0	22	5.7		
McCloud, Jordan	7	72	1	42	10.3	Dortch, Mojo	2	15	0	8	7.5		
<b>Passing</b>	<b>A</b>	<b>C</b>	<b>I</b>	<b>Yds</b>	<b>TD</b>	<b>Lng</b>	<b>Passing</b>	<b>A</b>	<b>C</b>	<b>I</b>	<b>Yds</b>	<b>TD</b>	<b>Lng</b>
McCloud, Jordan	29	20	2	252	3	51	Kilcrease, Tucker	28	17	0	249	2	35
							Caldwell, Matthew	4	2	0	19	0	10
<b>Receiving</b>	<b>No.</b>	<b>Yds</b>	<b>TD</b>	<b>Long</b>	<b>Receiving</b>	<b>No.</b>	<b>Yds</b>	<b>TD</b>	<b>Long</b>				
Hobert, Joey	6	45	1	28	Parker, Landon	5	83	0	33				
Williams, Jaden	5	73	1	20	Higgins, Peyton	5	76	0	30				
Wilson, Kole	4	77	1	51	Beason, Zeriaah	3	54	0	35				
Sparks, Beau	3	25	0	12	Ross, Devonte	2	26	1	19				

GAME 7

<b>TROY</b>	<b>0</b>	<b>3</b>	<b>0</b>	<b>6</b>	<b>9</b>
<b>S. ALABAMA</b>	<b>3</b>	<b>16</b>	<b>6</b>	<b>0</b>	<b>25</b>

OCT. 15 • MOBILE, ALA. • HANCOCK WHITNEY STADIUM • 25,450

	TROY	USA
<b>FIRST DOWNS</b>	<b>14</b>	<b>12</b>
Rushing	3	6
Passing	8	5
Penalty	3	1
<b>NET YARDS RUSHING</b>	<b>36</b>	<b>160</b>
Rushing Attempts	22	41
Average Per Rush	1.6	3.9
Rushing Touchdowns	0	1
Yards Gained Rushing	57	210
Yards Lost Rushing	21	50
<b>NET YARDS PASSING</b>	<b>136</b>	<b>158</b>
Completions-Attempts-Int	19-36-3	16-21-0
Average Per Attempt	3.8	7.5
Average Per Completion	7.2	9.9
Passing Touchdowns	1	1
<b>TOTAL OFFENSE YARDS</b>	<b>172</b>	<b>318</b>
Total offense plays	58	62
Average Gain Per Play	3.0	5.1
Fumbles: Number-Lost	1-0	0-0
Penalties: Number-Yards	3-34	9-100
<b>PUNTS-YARDS</b>	<b>5-182</b>	<b>7-262</b>
Average Yards Per Punt	36.4	37.4
Net Yards Per Punt	38.2	28.9
Inside 20	1	2
50+ Yards	0	0
Touchbacks	0	1
Fair catch	2	3
<b>KICKOFF-YARDS</b>	<b>3-195</b>	<b>6-349</b>
Average Yards Per Kickoff	65.0	58.2
Net Yards Per Kickoff	43	39.7
Touchbacks	1	1
Fair Catch Yards	23	24
Punt returns: Number-Yards-TD	3-40-0	1-1-0
Average Per Return	13.3	1.0
Kickoff returns: Number-Yds-TD	2-31-0	1-18-0
Average Per Return	15.5	18.0
Interceptions: Number-Yds-TD	0-0-0	3-72-0
Fumble Returns: Number-Yds-TD	0-0-0	0-0-0
Miscellaneous Yards	0	0
Possession Time	24:03	35:57
1st Quarter	05:41	09:19
2nd Quarter	07:01	07:59
3rd Quarter	07:29	07:31
4th Quarter	03:52	11:08
Third-Down Conversions	4-13	4-15
Fourth-Down Conversions	0-2	1-1
Red-Zone Scores-Chances	2-2	3-4
Touchdowns	1	0
Field goals	1	3
Sacks By: Number-Yards	4-34	3-21
PAT Kicks	0-1	2-2
2Pts Conversions	0-0	0-0
Field Goals	1-1	3-3
Points off Turnover	0	10

NOTABLE

• South Alabama's victory snapped a six-game winning streak by the Trojans in the series and an overall six-game winning streak in the city of Mobile for the Trojans

• OL Matt Henry and Bandit Jah-Mal Williams made their first career starts in a Troy uniform and at the FBS level; Troy entered the week ranked second nationally (Air Force 26) with 24 players starting their first game at the FBS level this year.

• Devonte Ross caught his eighth touchdown pass of the season; he entered the week tied for fourth in the country in touchdown receptions. Ross was targeted 14 times in the game and finished with seven catches for 70 yards.

• Troy held South Alabama to just 318 yards of total offense, the Jags' lowest output this season. USA's previous low was 333 yards at LSU.

• Brendan Jackson set a career-high with 4.5 tackles for loss; his total ranks as the second-most in a game in program history (Javon Solomon, 5.0 vs. Southern Miss in 2021).

• Troy recorded 15 tackles for loss in the game, tied for the fourth most in Troy's FBS history. It was the most since Troy had 16 tackles for loss against Southern Miss in 2021. The Trojans entered the week with the ninth-most tackles for loss in the country since 2017.

• Of South Alabama's five scoring drives (2 TDs, 3 FG), three of them started at the South Alabama 49-yard line or better, with two of those three drives resulting in field goals.

STAT LEADERS

TROY						SOUTH ALABAMA							
Rushing	No	Yds	TD	Lg	Avg	Rushing	No	Yds	TD	Lg	Avg		
Taylor, Damien	6	23	0	6	3.8	Lopez, Gio	12	67	1	49	5.6		
Green, Gerald	6	14	0	4	2.3	Bothwell, Fluff	12	53	0	19	4.4		
Passing	A	C	I	Yds	TD	Lng	Passing	A	C	I	Yds	TD	Lng
Caldwell, Matthew	30	17	2	142	1	18	Lopez, Gio	21	16	0	158	1	57
Kilcrease, Tucker	6	2	1	-6	0	3							
Receiving	No.	Yds	TD	Long	Receiving	No.	Yds	TD	Long				
Ross, Devonte	7	70	1	16	Pritchett, Jamaal	3	42	0	29				
Higgins, Peyton	4	21	0	7	Webb, Jeremiah	3	29	1	24				
Beason, Zeriaah	2	23	0	13	Bothwell, Fluff	3	8	0	8				
Parker, Landon	2	13	0	7	Thomas-Jones DJ	2	19	0	12				

GAME 8

<b>TROY</b>	<b>0</b>	<b>3</b>	<b>21</b>	<b>7</b>	<b>31</b>
<b>ARKANSAS ST</b>	<b>13</b>	<b>10</b>	<b>3</b>	<b>8</b>	<b>34</b>

OCT. 26 • JONESBORO, ARK. • CENTENNIAL BANK STADIUM • 17,162

	TROY	ASU
<b>FIRST DOWNS</b>	<b>23</b>	<b>26</b>
Rushing	10	9
Passing	13	15
Penalty	0	2
<b>NET YARDS RUSHING</b>	<b>162</b>	<b>184</b>
Rushing Attempts	38	42
Average Per Rush	4.3	4.4
Rushing Touchdowns	2	3
Yards Gained Rushing	191	200
Yards Lost Rushing	29	16
<b>NET YARDS PASSING</b>	<b>304</b>	<b>349</b>
Completions-Attempts-Int	22-33-3	25-40-0
Average Per Attempt	9.2	8.7
Average Per Completion 1	3.8	14.0
Passing Touchdowns	2	0
<b>TOTAL OFFENSE YARDS</b>	<b>466</b>	<b>533</b>
Total offense plays	71	82
Average Gain Per Play	6.6	6.5
Fumbles: Number-Lost	2-1	2-2
Penalties: Number-Yards	9-52	3-25
<b>PUNTS-YARDS</b>	<b>3-113</b>	<b>3-104</b>
Average Yards Per Punt	37.7	34.7
Net Yards Per Punt	37.7	34.7
Inside 20	2	0
50+ Yards	0	0
Touchbacks	0	0
Fair catch	2	1
<b>KICKOFF-YARDS</b>	<b>6-384</b>	<b>8-516</b>
Average Yards Per Kickoff	64.0	64.5
Net Yards Per Kickoff	39.7	42.1
Touchbacks	4	5
Fair Catch Yards	0	24
Punt returns: Number-Yards-TD	0-0-0	0-0-0
Average Per Return	0.0	0.0
Kickoff returns: Number-Yds-TD	2-30-0	2-46-0
Average Per Return	15.0	23.0
Interceptions: Number-Yds-TD	0-0-0	3-0-0
Fumble Returns: Number-Yds-TD	1-0-0	0-0-0
Miscellaneous Yards	0	0
Possession Time	30:47	29:13
1st Quarter	04:09	10:51
2nd Quarter	09:32	05:28
3rd Quarter	09:49	05:11
4th Quarter	07:17	07:43
Third-Down Conversions	7-12	7-16
Fourth-Down Conversions	1-1	1-1
Red-Zone Scores-Chances	5-5	5-6
Touchdowns	4	3
Field goals	1	2
Sacks By: Number-Yards	1-11	0-0
PAT Kicks	4-4	2-2
2Pts Conversions	0-0	1-1
Field Goals	1-1	4-4

NOTABLE

• Matthew Caldwell started at quarterback for Troy; the Trojans have now had three different quarterbacks start multiple games this season -- Goose Crowder (4), Tucker Kilcrease (2), Matthew Caldwell (2).

• Devonte Ross tied a career-high with 11 catches for 126 yards, his fourth 100-yard game this season, just one off Troy's single-season record held by Kaylon Geiger (2019) and Chip Reeves (2012).

• Brody Dalton caught his first career touchdown pass, a 16-yard strike from Matthew Caldwell, in the third quarter. It was Dalton's 28th career game played between his career at UAB and Troy.

• Troy had six passing plays of 20 yards or more in the game; its most this season (Texas State, 5).

• Troy's 21-point third quarter would have outscored four of Troy's full games from this season and tied another.

• Troy's offensive line did not allow a sack; the first time this season, it has done so. It was Troy's sixth different offensive line combination in eight games.

• After recording 4.5 tackles for loss at South Alabama in Troy's last game, Brendan Jackson added two against Arkansas State, including on 3rd-and-goal from the 1-yard line on A-State's opening possession to force a field goal. He was responsible for the only sack of the game by either team.

STAT LEADERS

TROY						ARKANSAS STATE							
Rushing	No	Yds	TD	Lg	Avg	Rushing	No	Yds	TD	Lg	Avg		
Green, Gerald	20	113	1	16	5.6	Raynor, Jaylen	12	70	0	32	5.9		
Taylor, Damien	14	70	1	14	5.0	Wallace, Zak	16	64	3	15	4.0		
Passing	A	C	I	Yds	TD	Lng	Passing	A	C	I	Yds	TD	Lng
Caldwell, Matthew	33	22	3	304	2	36	Raynor, Jaylen	40	25	0	349	0	49
Receiving	No.	Yds	TD	Long	Receiving	No.	Yds	TD	Long				
Ross, Devonte	11	126	0	26	Rucker, Corey	12	193	0	28				
Dalton, Brody	3	68	1	36	Jones, Adam	2	53	0	46				
Parker, Landon	3	62	0	32	Wallace, Zak	2	46	0	49				
Higgins, Peyton	3	62	1	26	Jackson, Courtney	2	23	0	15				



2024-25 Troy Football  
Game Results  
All games

Team Results

	Date	Opponent		Score	Overall	Conf	Time	Attend
	08/31/2024	Nevada	L	26-28	0-1	0-0	3:13	27412
	09/07/2024	at Memphis	L	17-38	0-2	0-0	3:06	23246
	09/14/2024	at Iowa	L	21-38	0-3	0-0	3:04	69250
	09/21/2024	Florida A&M	W	34-12	1-3	0-0	3:50	29024
*	09/28/2024	ULM	L	9-13	1-4	0-1	3:14	21253
*	10/03/2024	Texas St.	L	17-38	1-5	0-2	3:20	20349
*	10/15/2024	at South Alabama	L	9-25	1-6	0-3	3:31	25450
*	10/26/2024	at Arkansas St.	L	31-34	1-7	0-4	3:52	17162



2024-25 Troy Football  
Individual Statistics  
All games

**Rushing**

Player	gp	att	gain	loss	net	avg	td	lg	avg/g
Damien Taylor	8	88	499	7	492	5.6	3	40	61.5
Gerald Green	8	73	350	22	328	4.5	2	23	41.0
Tucker Kilcrease	6	39	176	58	118	3.0	0	25	19.7
Goose Crowder	4	18	76	24	52	2.9	1	12	13.0
Mojo Dortch	6	3	30	0	30	10.0	0	15	5.0
Jordan Lovett	2	10	33	3	30	3.0	0	8	15.0
Devonte Ross	8	5	15	4	11	2.2	0	7	1.4
Jarris Williams	1	2	7	0	7	3.5	0	4	7.0
Tae Meadows	4	2	4	1	3	1.5	0	4	0.8
Peyton Higgins	8	1	0	3	-3	-3.0	0	0	-0.4
Matthew Caldwell	6	15	22	52	-30	-2.0	1	6	-5.0
Team	8	6	0	60	-60	-10.0	0	0	-7.5
<b>Total</b>	<b>8</b>	<b>262</b>	<b>1212</b>	<b>234</b>	<b>978</b>	<b>3.7</b>	<b>7</b>	<b>40</b>	<b>122.3</b>
<b>Opponents</b>	<b>8</b>	<b>296</b>	<b>1600</b>	<b>164</b>	<b>1436</b>	<b>4.9</b>	<b>16</b>	<b>69</b>	<b>179.5</b>

**Passing**

Player	gp	effic	comp-att-int	pct	yds	td	lg	avg/g
Matthew Caldwell	6	120.4	66-107-6	61.7	734	4	63	122.3
Goose Crowder	4	169.4	43-62-0	69.4	542	5	98	135.5
Tucker Kilcrease	6	132.5	28-51-1	54.9	377	3	62	62.8
<b>Total</b>	<b>8</b>	<b>137.0</b>	<b>137-220-7</b>	<b>62.3</b>	<b>1653</b>	<b>12</b>	<b>98</b>	<b>206.6</b>
<b>Opponents</b>	<b>8</b>	<b>145.7</b>	<b>150-215-3</b>	<b>69.8</b>	<b>1700</b>	<b>8</b>	<b>57</b>	<b>212.5</b>

**Receiving**

Player	gp	no.	yds	avg	td	lg	avg/g
Devonte Ross	8	49	751	15.3	8	98	93.9
Peyton Higgins	8	26	235	9.0	1	30	29.4
Landon Parker	8	16	235	14.7	0	33	29.4
Zeriah Beason	8	15	195	13.0	0	35	24.4
Ethan Conner	3	9	68	7.6	0	23	22.7
Brody Dalton	8	7	108	15.4	1	36	13.5
Gerald Green	8	6	32	5.3	0	11	4.0
Damien Taylor	8	3	19	6.3	1	7	2.4
Mojo Dortch	6	2	-2	-1.0	1	7	-0.3
Jordan Lovett	2	2	-2	-1.0	0	1	-1.0
DJ Epps	2	1	5	5.0	0	5	2.5
Jackson Worley	4	1	9	9.0	0	9	2.3
<b>Total</b>	<b>8</b>	<b>137</b>	<b>1653</b>	<b>12.1</b>	<b>12</b>	<b>98</b>	<b>206.6</b>
<b>Opponents</b>	<b>8</b>	<b>150</b>	<b>1700</b>	<b>11.3</b>	<b>8</b>	<b>57</b>	<b>212.5</b>

**Punt Returns**

Player	no.	yds	avg	td	lg
Devonte Ross	6	148	24.7	1	77
Peyton Higgins	1	9	9.0	0	9
<b>Total</b>	<b>7</b>	<b>157</b>	<b>22.4</b>	<b>1</b>	<b>77</b>
<b>Opponents</b>	<b>6</b>	<b>56</b>	<b>9.3</b>	<b>0</b>	<b>36</b>

**Interceptions**

Player	no.	yds	avg	td	lg
Jordan Stringer	1	0	0.0	0	0
LJ Green	1	0	0.0	0	0
Justin Powe	1	0	0.0	0	0
<b>Total</b>	<b>3</b>	<b>0</b>	<b>0.0</b>	<b>0</b>	<b>0</b>
<b>Opponents</b>	<b>7</b>	<b>100</b>	<b>14.3</b>	<b>1</b>	<b>72</b>

**Kick Returns**

Player	no.	yds	avg	td	lg
Devonte Ross	8	141	17.6	0	23
Jordan Lovett	4	61	15.3	0	24
Peyton Higgins	1	17	17.0	0	17
<b>Total</b>	<b>13</b>	<b>219</b>	<b>16.8</b>	<b>0</b>	<b>24</b>
<b>Opponents</b>	<b>9</b>	<b>215</b>	<b>23.9</b>	<b>0</b>	<b>43</b>

**Fumble Returns**

Player	no.	yds	avg	td	lg
Trent Henry	1	6	6.0	0	6
Tyler Cappi	0	2	0.0	0	2
Jah-Mal Williams	1	0	0.0	0	0
<b>Total</b>	<b>3</b>	<b>8</b>	<b>2.7</b>	<b>0</b>	<b>6</b>
<b>Opponents</b>	<b>4</b>	<b>2</b>	<b>0.5</b>	<b>0</b>	<b>2</b>



**2024-25 Troy Football  
Individual Statistics  
All games**

**Scoring**

Player	td	fg	PAT				dpx	saf	pts
			kick	rush	rcv	pass			
Devonte Ross	9	-	-	-	-	-	-	-	54
Scott Taylor Renfroe	-	9-10	17-19	-	-	-	-	-	44
Damien Taylor	4	-	-	-	-	-	-	-	24
Gerald Green	2	-	-	-	-	-	-	-	12
Matthew Caldwell	1	-	-	-	-	-	-	-	6
Brody Dalton	1	-	-	-	-	-	-	-	6
Peyton Higgins	1	-	-	-	-	-	-	-	6
Goose Crowder	1	-	-	-	-	-	-	-	6
Mojo Dortch	1	-	-	-	-	-	-	-	6
<b>Total</b>	<b>20</b>	<b>9-10</b>	<b>17-19</b>	<b>0</b>	<b>0</b>	<b>0</b>	<b>0</b>	<b>0</b>	<b>164</b>
<b>Opponents</b>	<b>25</b>	<b>16-17</b>	<b>22-23</b>	<b>0</b>	<b>2</b>	<b>2</b>	<b>0</b>	<b>1</b>	<b>226</b>

**Total Offense**

Player	g	plays	rush	pass	total	avg/g
Matthew Caldwell	6	122	-30	734	704	117.3
Goose Crowder	4	80	52	542	594	148.5
Tucker Kilcrease	6	90	118	377	495	82.5
Damien Taylor	8	88	492	0	492	61.5
Gerald Green	8	73	328	0	328	41.0
Mojo Dortch	6	3	30	0	30	5.0
Jordan Lovett	2	10	30	0	30	15.0
Devonte Ross	8	5	11	0	11	1.4
Jarris Williams	1	2	7	0	7	7.0
Tae Meadows	4	2	3	0	3	0.8
Peyton Higgins	8	1	-3	0	-3	-0.4
Team	8	0	-60	0	-60	-7.5
<b>Total</b>	<b>8</b>	<b>482</b>	<b>978</b>	<b>1653</b>	<b>2631</b>	<b>328.9</b>
<b>Opponents</b>	<b>8</b>	<b>511</b>	<b>1436</b>	<b>1700</b>	<b>3136</b>	<b>392.0</b>

**Field Goals**

Player	fg	pct.	01-19	20-29	30-39	40-49	50-99	lg	blk
Scott Taylor Renfroe	9-10	90.0	1-1	1-1	5-5	2-3	0-0	49	0
<b>Opponents</b>	<b>16-17</b>	<b>94.1</b>	<b>1-1</b>	<b>4-4</b>	<b>4-4</b>	<b>6-7</b>	<b>1-1</b>	<b>53</b>	<b>0</b>

**FG Sequence**

Team Name	Troy	Opponents
Texas St.	(42)	(53)
ULM	(37),(49),45,(36)	(42),(20)
South Alabama	(36)	(36),(42),(42)
Arkansas St.	(38)	(22),(19),(39),(46)
Nevada	(30),(19)	48
Memphis	(22)	(32)
Iowa		(42)
Florida A&M		(29),(22),(31),(43)

Numbers in (parentheses) indicate field goal was made

**Punting**

Player	no.	yds	avg	lg	tb	fc	i20	50+	blk
Robert Cole	32	1267	39.6	59	1	15	5	1	0
Evan Crenshaw	1	44	44.0	44	1	0	0	0	0
Team	1	8	8.0	0	0	0	0	0	0
<b>Total</b>	<b>34</b>	<b>1319</b>	<b>38.8</b>	<b>59</b>	<b>2</b>	<b>15</b>	<b>5</b>	<b>1</b>	<b>0</b>
<b>Opponents</b>	<b>29</b>	<b>1188</b>	<b>41.0</b>	<b>59</b>	<b>4</b>	<b>11</b>	<b>11</b>	<b>4</b>	<b>0</b>

**Kickoffs**

Player	no.	yds	avg	tb	ob	retn	net	ydIn
Paddy McAteer	35	2259	64.5	24	1			
Nick Troemel	1	58	58.0	0	0			
<b>Total</b>	<b>36</b>	<b>2317</b>	<b>64.4</b>	<b>24</b>	<b>1</b>	<b>9</b>	<b>39.6</b>	<b>25</b>
<b>Opponents</b>	<b>49</b>	<b>3039</b>	<b>62.0</b>	<b>29</b>	<b>1</b>	<b>13</b>	<b>40.5</b>	<b>24</b>



2024-25 Troy Football  
Individual Statistics  
All games

All Purpose

Player	g	rush	rcv	pr	kr	ir	total	avg/g
Devonte Ross	8	11	751	148	141	0	1051	131.4
Damien Taylor	8	492	19	0	0	0	511	63.9
Gerald Green	8	328	32	0	0	0	360	45.0
Peyton Higgins	8	-3	235	9	17	0	258	32.3
Landon Parker	8	0	235	0	0	0	235	29.4
Zeriah Beason	8	0	195	0	0	0	195	24.4
Tucker Kilcrease	6	118	0	0	0	0	118	19.7
Brody Dalton	8	0	108	0	0	0	108	13.5
Jordan Lovett	2	30	-2	0	61	0	89	44.5
Ethan Conner	3	0	68	0	0	0	68	22.7
Goose Crowder	4	52	0	0	0	0	52	13.0
Mojo Dortch	6	30	-2	0	0	0	28	4.7
Jackson Worley	4	0	9	0	0	0	9	2.3
Jarris Williams	1	7	0	0	0	0	7	7.0
DJ Epps	2	0	5	0	0	0	5	2.5
Tae Meadows	4	3	0	0	0	0	3	0.8
Matthew Caldwell	6	-30	0	0	0	0	-30	-5.0
Team	8	-60	0	0	0	0	-60	-7.5
<b>Total</b>	<b>8</b>	<b>978</b>	<b>1653</b>	<b>157</b>	<b>219</b>	<b>0</b>	<b>3007</b>	<b>375.9</b>
<b>Opponents</b>	<b>8</b>	<b>1436</b>	<b>1700</b>	<b>56</b>	<b>215</b>	<b>100</b>	<b>3507</b>	<b>438.4</b>



2024-25 Troy Football  
Overall Team Statistics  
All games

Team Statistics

	TROY	OPP
<b>Scoring</b>	<b>164</b>	<b>226</b>
Points per game	20.5	28.3
Points Off Turnovers	24	40
<b>First Downs</b>	<b>147</b>	<b>162</b>
Rushing	58	70
Passing	74	69
Penalty	15	23
<b>Rushing Yardage</b>	<b>978</b>	<b>1436</b>
Yards gained rushing	1212	1600
Yards lost rushing	234	164
Rushing attempts	262	296
Average per rush	3.7	4.9
Average per game	122.3	179.5
TDs Rushing	7	16
<b>Passing Yardage</b>	<b>1653</b>	<b>1700</b>
Comp-Att-Int	137-220-7	150-215-3
Average per pass	7.5	7.9
Average per catch	12.1	11.3
Average per game	206.6	212.5
TDs Passing	12	8
<b>Total offense</b>	<b>2631</b>	<b>3136</b>
Total plays	482	511
Average per play	5.5	6.1
Average per game	328.9	392.0
<b>Kick returns: #-Yards</b>	<b>13-219</b>	<b>9-215</b>
<b>Punt returns: #-Yards</b>	<b>7-157</b>	<b>6-56</b>
<b>Int returns: #-Yards</b>	<b>3-0</b>	<b>7-100</b>
<b>Kick return average</b>	<b>16.8</b>	<b>23.9</b>
<b>Punt return average</b>	<b>22.4</b>	<b>9.3</b>
<b>Int return average</b>	<b>0.0</b>	<b>14.3</b>
<b>Fumbles-Lost</b>	<b>11-4</b>	<b>6-3</b>
<b>Penalties-Yards</b>	<b>56-500</b>	<b>47-451</b>
Average per game	62.5	56.4
<b>Punts-Yards</b>	<b>34-1319</b>	<b>29-1188</b>
Average per punt	38.8	41.0
Net punt average	36.3	33.0
<b>Kickoffs-Yards</b>	<b>36-2317</b>	<b>49-3039</b>
Average per kick	64.4	62.0
Net kick average	39.6	40.5
<b>Time of possession / game</b>	<b>28:15</b>	<b>31:45</b>
<b>3rd-down conversion</b>	<b>49/105</b>	<b>41/101</b>
3rd-down pct	47%	41%
<b>4rd-down conversion</b>	<b>4/10</b>	<b>4/8</b>



2024-25 Troy Football  
Overall Team Statistics  
All games

	<b>TROY</b>	<b>OPP</b>
4rd-down pct	40%	50%
<b>Sacks by-Yards</b>	<b>11-85</b>	<b>17-121</b>
<b>Misc Yards</b>	<b>0</b>	<b>0</b>
<b>Touchdowns scored</b>	<b>20</b>	<b>25</b>
<b>Field goals - attempts</b>	<b>9-10</b>	<b>16-17</b>
<b>On-Side kicks</b>	<b>0-2</b>	<b>0-0</b>
<b>Red-zone scores</b>	<b>(20-20) 100%</b>	<b>(27-31) 87%</b>
<b>Red-zone touchdowns</b>	<b>(13-20) 65%</b>	<b>(16-31) 52%</b>
<b>PAT-attempts</b>	<b>(17-19) 89%</b>	<b>(22-23) 96%</b>
<b>2-point conversion-attempts</b>	<b>(0-2) 0%</b>	<b>(2-2) 100%</b>
<b>Attendance</b>	<b>98038</b>	<b>135108</b>
Games / Avg per game	4/24510	4/33777
Neutral site games	-	0/0

**Score by Periods**

<b>Team</b>	<b>1st</b>	<b>2nd</b>	<b>3rd</b>	<b>4th</b>	<b>OT</b>	<b>TOT</b>
Troy	17	54	48	45	0	164
Opponents	46	73	64	43	0	226



2024-25 Troy Football  
Overall Defense Statistics  
All games

Team Defense

#	Player	gp	Tackles				tfl/yds	Sacks		Pass defense		Fumbles		blkd	
			ua	a	tot			no-yds	int-yds	brup	qbh	fr-yds	ff	kick	saf
7	Jordan Stringer	8	27	33	60	5-14	1-6	1-0	.	1	.	.	.	.	
4	Brendan Jackson	8	27	28	55	11-35	1-11	.	2	2	.	1	.	.	
25	Justin Powe	8	31	19	50	1-1	.	1-0	3	.	.	.	.	.	
3	Devin Lafayette	7	21	18	39	4-12	.	.	1	.	.	1	.	.	
39	Ian Conerly-Goodly	7	21	16	37	1-2	.	.	2	1	.	.	.	.	
9	Damaje Yancey	6	25	9	34	3-18	1-13	.	3	.	.	.	.	.	
0	Raymond Cutts	8	11	20	31	1.5-5	.	.	.	4	.	.	.	.	
12	Trent Henry	8	9	13	22	2.5-14	1-9	.	2	.	1-6	.	.	.	
14	Cecil Powell	8	6	15	21	1-1	.	.	1	.	.	.	.	.	
21	LJ Green	8	12	9	21	1.5-5	.	1-0	5	.	.	.	.	.	
5	Jah-Mal Williams	7	9	12	21	1.5-5	1-3	.	.	.	1-0	.	.	.	
1	Phillip Lee	8	9	10	19	6.5-29	2-18	.	1	5	.	1	.	.	
99	Julian Peterson	8	6	11	17	3.5-15	2-11	.	.	1	.	.	.	.	
98	Jamel Fils-Aime	8	7	9	16	3.5-4	.	.	.	.	.	.	.	.	
2	Steven Cattledge	8	4	12	16	0.5-0	.	.	.	1	.	.	.	.	
93	Kam Curry	8	8	7	15	1-1	.	.	.	1	.	.	.	.	
11	Darrell Starling	7	5	5	10	1-2	1-2	.	.	.	.	1	.	.	
6	Terry Thomas	8	4	5	9	1-12	1-12	.	.	.	.	.	.	.	
53	Jabril McNeill	8	2	7	9	.	.	.	.	.	.	.	.	.	
95	Luis Medina	5	5	4	9	.	.	.	.	1	.	.	.	.	
45	Cheick Kaba	8	3	3	6	.	.	.	.	1	.	.	.	.	
44	Luke Hodge	8	.	3	3	.	.	.	.	.	.	.	.	.	
18	Jordan Perry	6	2	.	2	.	.	.	.	.	.	.	.	.	
26	Dorion Jackson	7	1	1	2	.	.	.	1	.	.	.	.	.	
10	Jabari Strait	7	1	1	2	.	.	.	.	.	.	.	.	.	
24	Rondell Carter	3	1	1	2	.	.	.	.	.	.	.	.	.	
29	Joe Lott	3	2	.	2	.	.	.	.	.	.	.	.	.	
8	Eric Shaw	4	.	1	1	.	.	.	.	.	.	.	.	.	
7	Devonte Ross	8	1	.	1	.	.	.	.	.	.	.	.	.	
27	John Butler	8	1	.	1	.	.	.	.	.	.	.	.	.	
85	Fabian Rogosch	8	.	1	1	.	.	.	.	.	.	.	.	.	
83	DJ Epps	2	1	.	1	.	.	.	.	.	.	.	.	.	
22	Tae Meadows	4	1	.	1	.	.	.	.	.	.	.	.	.	
3	Damien Taylor	8	.	1	1	.	.	.	.	.	.	.	.	.	
1	Landon Parker	8	1	.	1	.	.	.	.	.	.	.	.	.	
32	Paddy McAteer	8	1	.	1	.	.	.	.	.	.	.	.	.	
65	Tyler Cappi	7	.	.	.	.	.	.	.	.	0-2	.	.	.	
<b>Totals</b>		<b>8</b>	<b>265</b>	<b>274</b>	<b>539</b>	<b>50-175</b>	<b>11-85</b>	<b>3-0</b>	<b>21</b>	<b>18</b>	<b>3-8</b>	<b>4</b>	<b>0</b>	<b>0</b>	
Opponents		8	243	226	469	47-194	17-121	7-100	18	18	4-2	7	0	1	



2024-25 Troy Football  
Red-Zone Results  
All games

Troy Inside Opponent Red-Zone

Date	Opponent	Score	Times	Times	Total	Rush			Pass	FGs	Failed to score inside RZ				
			In RZ	Scored	Pts	TDs	TDs	TDs	Made	FGA	Down	Int	Fumb	Half	Game
08/31/2024	Nevada	L 26-28	4	4	19	2	1	1	2	2	0	0	0	0	0
09/07/2024	at Memphis	L 17-38	3	3	17	2	2	0	1	1	0	0	0	0	0
09/14/2024	at Iowa	L 21-38	0	0	0	0	0	0	0	0	0	0	0	0	0
09/21/2024	Florida A&M	W 34-12	2	2	13	2	0	2	0	0	0	0	0	0	0
09/28/2024	ULM	L 9-13	2	2	6	0	0	0	2	2	0	0	0	0	0
10/03/2024	Texas St.	L 17-38	2	2	14	2	0	2	0	0	0	0	0	0	0
10/15/2024	at South Alabama	L 9-25	2	2	9	1	0	1	1	1	0	0	0	0	0
10/26/2024	at Arkansas St.	L 31-34	5	5	31	4	2	2	1	1	0	0	0	0	0
<b>Totals 20 of 20 (100.0%)</b>			<b>20</b>	<b>20</b>	<b>109</b>	<b>13</b>	<b>5</b>	<b>8</b>	<b>7</b>	<b>7</b>	<b>0</b>	<b>0</b>	<b>0</b>	<b>0</b>	<b>0</b>

Opponents Inside Troy Red-Zone

Date	Opponent	Score	Times	Times	Total	Rush			Pass	FGs	Failed to score inside RZ				
			In RZ	Scored	Pts	TDs	TDs	TDs	Made	FGA	Down	Int	Fumb	Half	Game
08/31/2024	Nevada	L 26-28	4	4	28	4	2	2	0	0	0	0	0	0	0
09/07/2024	Memphis	L 17-38	5	5	31	4	3	1	1	1	0	0	0	0	0
09/14/2024	Iowa	L 21-38	3	2	14	2	1	1	0	0	1	0	0	0	0
09/21/2024	Florida A&M	W 34-12	5	4	12	0	0	0	4	4	1	0	0	0	0
09/28/2024	ULM	L 9-13	2	2	10	1	1	0	1	1	0	0	0	0	0
10/03/2024	Texas St.	L 17-38	2	2	14	2	1	1	0	0	0	0	0	0	0
10/15/2024	South Alabama	L 9-25	4	3	9	0	0	0	3	3	0	0	0	0	1
10/26/2024	Arkansas St.	L 31-34	6	5	28	3	3	0	2	2	0	0	1	0	0
<b>Totals 27 of 31 (87.1%)</b>			<b>31</b>	<b>27</b>	<b>146</b>	<b>16</b>	<b>11</b>	<b>5</b>	<b>11</b>	<b>11</b>	<b>2</b>	<b>0</b>	<b>1</b>	<b>0</b>	<b>1</b>



2024-25 Troy Football  
Team Game-by-Game  
All games

Date	Opponent	Rushing				Receiving				Passing				Kick Returns				Punt Returns				tot off
		no.	yds	td	lg	no.	yds	td	lg	cmp-att-int	yds	td	lg	no.	yds	td	lg	no.	yds	td	lg	
08/31/2024	Nevada	36	191	2	30	20	200	1	29	20-30-0	200	1	29	3	43	0	24	1	9	0	9	391
09/07/2024	at Memphis	34	101	2	24	16	150	0	33	16-26-0	150	0	33	1	18	0	18	0	0	0	0	251
09/14/2024	at Iowa	21	24	0	11	16	229	2	63	16-26-1	229	2	63	0	0	0	0	1	77	1	77	253
09/21/2024	Florida A&M	33	212	1	40	18	295	4	98	18-25-0	295	4	98	2	34	0	17	1	18	0	18	507
09/28/2024	ULM	45	189	0	25	7	71	0	16	7-12-0	71	0	16	2	44	0	23	1	13	0	13	260
10/03/2024	Texas St.	33	63	0	22	19	268	2	35	19-32-0	268	2	35	1	19	0	19	0	0	0	0	331
10/15/2024	at South Alabama	22	36	0	6	19	136	1	18	19-36-3	136	1	18	2	31	0	21	3	40	0	20	172
10/26/2024	at Arkansas St.	38	162	2	16	22	304	2	36	22-33-3	304	2	36	2	30	0	15	0	0	0	0	466
<b>Troy</b>		<b>262</b>	<b>978</b>	<b>7</b>	<b>40</b>	<b>137</b>	<b>1653</b>	<b>12</b>	<b>98</b>	<b>137-220-7</b>	<b>1653</b>	<b>12</b>	<b>98</b>	<b>13</b>	<b>219</b>	<b>0</b>	<b>24</b>	<b>7</b>	<b>157</b>	<b>1</b>	<b>77</b>	<b>2631</b>
<b>Opponents</b>		<b>296</b>	<b>1436</b>	<b>16</b>	<b>69</b>	<b>150</b>	<b>1700</b>	<b>8</b>	<b>57</b>	<b>150-215-3</b>	<b>1700</b>	<b>8</b>	<b>57</b>	<b>9</b>	<b>215</b>	<b>0</b>	<b>43</b>	<b>6</b>	<b>56</b>	<b>0</b>	<b>36</b>	<b>3136</b>

Troy Averages

Games	Avg/ rush	Avg/ catch	Pass effic	KR avg	PR avg	All purpose avg/game	Total offense avg/game
8	3.7	12.1	137.0	16.8	22.4	375.9	328.9

Date	Opponent	Tackles			Sacks	Fumble	Pass Defense			blkd	PAT attempts			off					
		ua	a	total	tfl-yds	no-yds	ff	fr-yds	int-yds	qbh	brup	kick	kick	rush	rcv	saf	t/o	pts	
08/31/2024	Nevada	22	50	72	5.0-16	0-0	1	0-0	0-0	1	3	0	2-2	0	0	0	0	0	26
09/07/2024	at Memphis	34	18	52	4.0-6	0-0	0	0-0	0-0	2	2	0	2-2	0	0	0	0	0	17
09/14/2024	at Iowa	52	16	68	6.0-24	2-14	0	0-0	0-0	1	0	0	3-3	0	0	0	0	0	21
09/21/2024	Florida A&M	32	36	68	8.0-31	2-21	0	0-0	0-0	5	3	0	4-5	0	0	0	0	0	34
09/28/2024	ULM	12	54	66	6.0-16	0-0	0	0-0	1-0	0	2	0	0-0	0	0	0	0	3	9
10/03/2024	Texas St.	31	44	75	3.0-6	2-5	1	1-8	2-0	3	3	0	2-2	0	0	0	0	7	17
10/15/2024	at South Alabama	36	32	68	15.0-59	4-34	0	0-0	0-0	1	2	0	0-1	0	0	0	0	0	9
10/26/2024	at Arkansas St.	46	24	70	3.0-17	1-11	2	2-0	0-0	5	6	0	4-4	0	0	0	14	31	
<b>Troy</b>		<b>265</b>	<b>274</b>	<b>539</b>	<b>50.0-175</b>	<b>11-85</b>	<b>4</b>	<b>3-8</b>	<b>3-0</b>	<b>18</b>	<b>21</b>	<b>0</b>	<b>17-19</b>	<b>0</b>	<b>0</b>	<b>0</b>	<b>24</b>	<b>164</b>	
<b>Opponents</b>		<b>243</b>	<b>226</b>	<b>469</b>	<b>47.0-194</b>	<b>17-121</b>	<b>7</b>	<b>4-2</b>	<b>7-100</b>	<b>18</b>	<b>18</b>	<b>0</b>	<b>22-23</b>	<b>0</b>	<b>2</b>	<b>1</b>	<b>40</b>	<b>226</b>	

Date	Opponent	Punting										Field Goals			Kickoffs			
		no.	yds	avg	long	blkd	tb	fc	50+	i20	md-att	long	blkd	no.	yds	avg	tb	ob
08/31/2024	Nevada	4	123	30.8	40	0	0	2	0	1	2-2	30	0	5	318	63.6	2	0
09/07/2024	at Memphis	5	223	44.6	59	0	1	1	1	0	1-1	22	0	4	258	64.5	3	0
09/14/2024	at Iowa	8	321	40.1	49	0	1	2	0	1	0-0	0	0	4	260	65.0	3	0
09/21/2024	Florida A&M	3	98	32.7	45	0	0	2	0	1	0-0	0	0	6	383	63.8	4	1
09/28/2024	ULM	3	121	40.3	45	0	0	2	0	0	3-4	49	0	4	259	64.8	3	0
10/03/2024	Texas St.	4	177	44.3	47	0	0	3	0	0	1-1	42	0	4	260	65.0	4	0
10/15/2024	at South Alabama	5	182	36.4	49	0	0	2	0	1	1-1	36	0	3	195	65.0	1	0
10/26/2024	at Arkansas St.	2	74	37.0	37	0	0	1	0	1	1-1	38	0	6	384	64.0	4	0
<b>Troy</b>		<b>34</b>	<b>1319</b>	<b>38.8</b>	<b>59</b>	<b>0</b>	<b>2</b>	<b>15</b>	<b>1</b>	<b>5</b>	<b>9-10</b>	<b>49</b>	<b>0</b>	<b>36</b>	<b>2317</b>	<b>64.4</b>	<b>24</b>	<b>1</b>
<b>Opponents</b>		<b>29</b>	<b>1188</b>	<b>41.0</b>	<b>59</b>	<b>0</b>	<b>4</b>	<b>11</b>	<b>4</b>	<b>11</b>	<b>16-17</b>	<b>53</b>	<b>0</b>	<b>49</b>	<b>3039</b>	<b>62.0</b>	<b>29</b>	<b>1</b>



**2024-25 Troy Football  
Opponents Game-by-Game  
All games**

Date	Opponent	Rushing				Receiving				Passing				Kick Returns				Punt Returns				tot off
		no.	yds	td	lg	no.	yds	td	lg	cmp-att-int	yds	td	lg	no.	yds	td	lg	no.	yds	td	lg	
08/31/2024	Nevada	34	214	2	69	18	179	2	31	18-21-0	179	2	31	3	84	0	43	0	0	0	0	393
09/07/2024	at Memphis	29	211	4	28	20	161	1	26	20-30-0	161	1	26	1	18	0	18	1	36	0	36	372
09/14/2024	at Iowa	45	284	3	39	20	178	1	33	20-24-0	178	1	33	1	32	0	32	2	-3	0	6	462
09/21/2024	Florida A&M	28	55	0	18	25	288	0	48	25-39-0	288	0	48	1	17	0	17	0	0	0	0	343
09/28/2024	ULM	38	112	1	12	6	135	0	57	6-11-1	135	0	57	0	0	0	0	1	9	0	9	247
10/03/2024	Texas St.	39	215	2	42	20	252	3	51	20-29-2	252	3	51	0	0	0	0	1	13	0	13	467
10/15/2024	at South Alabama	41	160	1	49	16	158	1	57	16-21-0	158	1	57	1	18	0	18	1	1	0	1	318
10/26/2024	at Arkansas St.	42	185	3	32	25	349	0	49	25-40-0	349	0	49	2	46	0	24	0	0	0	0	534
<b>Opponents</b>		<b>296</b>	<b>1436</b>	<b>16</b>	<b>69</b>	<b>150</b>	<b>1700</b>	<b>8</b>	<b>57</b>	<b>150-215-3</b>	<b>1700</b>	<b>8</b>	<b>57</b>	<b>9</b>	<b>215</b>	<b>0</b>	<b>43</b>	<b>6</b>	<b>56</b>	<b>0</b>	<b>36</b>	<b>3136</b>
<b>Troy</b>		<b>262</b>	<b>978</b>	<b>7</b>	<b>40</b>	<b>137</b>	<b>1653</b>	<b>12</b>	<b>98</b>	<b>137-220-7</b>	<b>1653</b>	<b>12</b>	<b>98</b>	<b>13</b>	<b>219</b>	<b>0</b>	<b>24</b>	<b>7</b>	<b>157</b>	<b>1</b>	<b>77</b>	<b>2631</b>

**Opponents Averages**

Games	Avg/ rush	Avg/ catch	Pass effic	KR avg	PR avg	All purpose avg/game	Total offense avg/game
8	4.9	11.3	145.7	23.9	9.3	438.4	392.0

Date	Opponent	Tackles			Sacks	Fumble	Pass Defense			blkd	PAT attempts			off				
		ua	a	total	tfl-yds	no-yds	ff	fr-yds	int-yds	qbh	brup	kick	kick	rush	rcv	saf	t/o	pts
08/31/2024	Nevada	24	54	78	6.0-14	1-1	0	0-0	0-0	2	4	0	2-3	0	1	0	0	28
09/07/2024	at Memphis	39	14	53	8.0-22	1-3	1	1-0	0-0	2	2	0	5-5	0	0	0	3	38
09/14/2024	at Iowa	27	16	43	7.0-36	4-30	2	0-0	1-28	2	3	0	5-5	0	0	0	7	38
09/21/2024	Florida A&M	28	28	56	4.0-9	1-6	0	0-0	0-0	1	0	0	0-0	0	0	0	0	12
09/28/2024	ULM	24	38	62	3.0-14	1-12	0	0-0	0-0	3	1	0	1-1	0	0	0	0	13
10/03/2024	Texas St.	34	28	62	11.0-60	6-48	3	2-2	0-0	3	2	0	5-5	0	0	0	7	38
10/15/2024	at South Alabama	30	22	52	5.0-33	3-21	0	0-0	3-72	2	4	0	2-2	0	0	1	10	25
10/26/2024	at Arkansas St.	37	26	63	3.0-6	0-0	1	1-0	3-0	3	2	0	2-2	0	1	0	13	34
<b>Opponents</b>		<b>243</b>	<b>226</b>	<b>469</b>	<b>47.0-194</b>	<b>17-121</b>	<b>7</b>	<b>4-2</b>	<b>7-100</b>	<b>18</b>	<b>18</b>	<b>0</b>	<b>22-23</b>	<b>0</b>	<b>2</b>	<b>1</b>	<b>40</b>	<b>226</b>
<b>Troy</b>		<b>265</b>	<b>274</b>	<b>539</b>	<b>50.0-175</b>	<b>11-85</b>	<b>4</b>	<b>3-8</b>	<b>3-0</b>	<b>18</b>	<b>21</b>	<b>0</b>	<b>17-19</b>	<b>0</b>	<b>0</b>	<b>0</b>	<b>24</b>	<b>164</b>

Date	Opponent	Punting										Field Goals			Kickoffs			
		no.	yds	avg	long	blkd	tb	fc	50+	i20	md-att	long	blkd	no.	yds	avg	tb	ob
08/31/2024	Nevada	3	113	37.7	44	0	0	1	0	2	0-1	0	0	5	297	59.4	2	0
09/07/2024	at Memphis	3	139	46.3	59	0	1	1	1	1	1-1	32	0	7	454	64.9	6	0
09/14/2024	at Iowa	4	197	49.3	52	0	2	1	3	1	1-1	42	0	7	455	65.0	7	0
09/21/2024	Florida A&M	4	172	43.0	49	0	0	1	0	2	4-4	43	0	5	254	50.8	1	0
09/28/2024	ULM	3	128	42.7	47	0	0	1	0	2	2-2	42	0	4	260	65.0	1	0
10/03/2024	Texas St.	2	73	36.5	38	0	0	2	0	1	1-1	53	0	7	454	64.9	6	0
10/15/2024	at South Alabama	7	262	37.4	46	0	1	3	0	2	3-3	42	0	6	349	58.2	1	1
10/26/2024	at Arkansas St.	3	104	34.7	38	0	0	1	0	0	4-4	46	0	8	516	64.5	5	0
<b>Opponents</b>		<b>29</b>	<b>1188</b>	<b>41.0</b>	<b>59</b>	<b>0</b>	<b>4</b>	<b>11</b>	<b>4</b>	<b>11</b>	<b>16-17</b>	<b>53</b>	<b>0</b>	<b>49</b>	<b>3039</b>	<b>62.0</b>	<b>29</b>	<b>1</b>
<b>Troy</b>		<b>34</b>	<b>1319</b>	<b>38.8</b>	<b>59</b>	<b>0</b>	<b>2</b>	<b>15</b>	<b>1</b>	<b>5</b>	<b>9-10</b>	<b>49</b>	<b>0</b>	<b>36</b>	<b>2317</b>	<b>64.4</b>	<b>24</b>	<b>1</b>



**2024-25 Troy Football  
Team Game-by-Game Comparison  
All games**

Opponent	Score	First Downs				Pen	Rushing Number-Yards	Passing		Yards	Total Offense Plays-Yards	Return Yards	Turn- Overs
		Total	Rush	Pass	Comp-Att.-Int								
Nevada	26-28	23 / 16	11 / 8	10 / 8	2 / 0	36-191 / 34-214	20-30-0 / 18-21-0	200 / 179	66-391 / 55-393	52 / 84	0 / 0		
Memphis	17-38	17 / 25	6 / 12	8 / 7	3 / 6	34-101 / 29-211	16-26-0 / 20-30-0	150 / 161	60-251 / 59-372	18 / 54	1 / 0		
Iowa	21-38	10 / 25	4 / 16	6 / 7	0 / 2	21-24 / 45-284	16-26-1 / 20-24-0	229 / 178	47-253 / 69-462	77 / 57	1 / 0		
Florida A&M	34-12	24 / 19	11 / 1	11 / 12	2 / 6	33-212 / 28-55	18-25-0 / 25-39-0	295 / 288	58-507 / 67-343	52 / 17	0 / 0		
ULM	9-13	17 / 13	10 / 7	4 / 3	3 / 3	45-189 / 38-112	7-12-0 / 6-11-1	71 / 135	57-260 / 49-247	57 / 9	0 / 1		
Texas St.	17-38	19 / 26	3 / 11	14 / 12	2 / 3	33-63 / 39-215	19-32-0 / 20-29-2	268 / 252	65-331 / 68-467	27 / 15	2 / 3		
South Alabama	9-25	14 / 12	3 / 6	8 / 5	3 / 1	22-36 / 41-160	19-36-3 / 16-21-0	136 / 158	58-172 / 62-318	71 / 91	3 / 0		
Arkansas St.	31-34	23 / 26	10 / 9	13 / 15	0 / 2	38-162 / 42-185	22-33-3 / 25-40-0	304 / 349	71-466 / 82-534	30 / 46	4 / 2		
<b>Totals</b>	<b>164-226</b>	<b>147 / 162</b>	<b>58 / 70</b>	<b>74 / 69</b>	<b>15 / 23</b>	<b>262-978 / 296-1436</b>	<b>137-220-7 / 150-215-3</b>	<b>1653 / 1700</b>	<b>482-2631 / 511-3136</b>	<b>384 / 373</b>	<b>11 / 6</b>		

Opponents	3rd Down Conversion	4th Down Conversion	Time of Possession	TOP Margin	Avg Yds/Rush	Avg Yds/Pass	Avg Yds/Play	Punting Number-Avg	Penalties Number-Yards	Sacks
Nevada	9-16 / 7-12	1-1 / 0-1	30:25 / 29:35	00:50	5.3 / 6.3	6.7 / 8.5	5.9 / 7.1	4-30.8 / 3-37.7	4-40.0 / 4-45.0	0 / 1
Memphis	9-16 / 4-8	1-1 / 0-0	31:06 / 28:54	02:12	3.0 / 7.3	5.8 / 5.4	4.2 / 6.3	5-44.6 / 3-46.3	8-73.0 / 7-71.0	0 / 1
Iowa	4-12 / 7-13	0-0 / 0-1	23:41 / 36:19	-12:38	1.1 / 6.3	8.8 / 7.4	5.4 / 6.7	8-40.1 / 4-49.3	6-39.0 / 0-0.0	2 / 4
Florida A&M	6-11 / 2-14	1-2 / 1-3	26:55 / 33:05	-06:10	6.4 / 2.0	11.8 / 7.4	8.7 / 5.1	3-32.7 / 4-43.0	12-125.0 / 13-110.0	2 / 1
ULM	4-12 / 4-11	0-1 / 1-1	30:31 / 29:29	01:02	4.2 / 2.9	5.9 / 12.3	4.6 / 5.0	3-40.3 / 3-42.7	10-84.0 / 8-65.0	0 / 1
Texas St.	6-13 / 6-12	0-2 / 0-0	28:33 / 31:27	-02:54	1.9 / 5.5	8.4 / 8.7	5.1 / 6.9	4-44.3 / 2-36.5	4-53.0 / 3-35.0	2 / 6
South Alabama	4-13 / 4-15	0-2 / 1-1	24:03 / 35:57	-11:54	1.6 / 3.9	3.8 / 7.5	3.0 / 5.1	5-36.4 / 7-37.4	3-34.0 / 9-100.0	4 / 3
Arkansas St.	7-12 / 7-16	1-1 / 1-1	30:47 / 29:13	01:34	4.3 / 4.4	9.2 / 8.7	6.6 / 6.5	2-37.0 / 3-34.7	9-52.0 / 3-25.0	1 / 0
<b>Totals</b>	<b>49-105 / 41-101</b>	<b>4-10 / 4-8</b>	<b>226:01 / 253:59</b>	<b>-27:58</b>	<b>3.7 / 4.9</b>	<b>7.5 / 7.9</b>	<b>5.5 / 6.1</b>	<b>34-38.8 / 29-41.0</b>	<b>56-500.0 / 47-451.0</b>	<b>11 / 17</b>

Note: Game totals are displayed in the format TEAM/OPPONENT for each category



2024-25 Troy Football  
Passing Game-by-Game  
All games

#9 Goose Crowder	Comp	Att	Int	Pct	Yards	TD	Long	Sacked	Effic.
Nevada	20	30	0	66.7	200	1	29	1-1	133.7
Memphis	5	7	0	71.4	37	0	12	0-0	115.8
Florida A&M	17	24	0	70.8	291	4	98	1-6	227.7
ULM	1	1	0	100.0	14	0	14	1-12	217.6
<b>Totals</b>	<b>43</b>	<b>62</b>	<b>0</b>	<b>69.4</b>	<b>542</b>	<b>5</b>	<b>98</b>	<b>3-19</b>	<b>169.4</b>

#10 Tucker Kilcrease	Comp	Att	Int	Pct	Yards	TD	Long	Sacked	Effic.
Iowa	2	5	0	40.0	73	1	62	2-6	228.6
Florida A&M	1	1	0	100.0	4	0	4	0-0	133.6
ULM	6	11	0	54.5	57	0	16	0-0	98.1
Texas St.	17	28	0	60.7	249	2	35	4-37	159.0
South Alabama	2	6	1	33.3	-6	0	3	1-9	-8.4
<b>Totals</b>	<b>28</b>	<b>51</b>	<b>1</b>	<b>54.9</b>	<b>377</b>	<b>3</b>	<b>62</b>	<b>7-52</b>	<b>132.5</b>

#12 Matthew Caldwell	Comp	Att	Int	Pct	Yards	TD	Long	Sacked	Effic.
Memphis	11	19	0	57.9	113	0	33	1-3	107.9
Iowa	14	21	1	66.7	156	1	63	2-24	135.3
Texas St.	2	4	0	50.0	19	0	10	2-9	89.9
South Alabama	17	30	2	56.7	142	1	18	2-12	94.1
Arkansas St.	22	33	3	66.7	304	2	36	0-0	145.9
<b>Totals</b>	<b>66</b>	<b>107</b>	<b>6</b>	<b>61.7</b>	<b>734</b>	<b>4</b>	<b>63</b>	<b>7-48</b>	<b>120.4</b>



**2024-25 Troy Football**  
**Rushing/Receiving Game-by-Game**  
**All games**

**Rushing**

Player	No-Yds/TD	Nevada	Mem	Iowa	FAMU	ULM	TXST	USA	ASU
Damien Taylor	88-492/3	11-103/1	7-33/0	7-20/0	15-109/1	17-71/0	11-63/0	6-23/0	14-70/1
Gerald Green	73-328/2	11-40/1	10-20/0	5-7/0	5-27/0	13-102/0	3-5/0	6-14/0	20-113/1
Tucker Kilcrease	39-118/0	DNP	2-12/0	5-14/0	5-44/0	9-55/0	13--7/0	5-0/0	DNP
Goose Crowder	18-52/1	10-29/0	2-16/1	DNP	5-19/0	1--12/0	DNP	DNP	DNP
Matthew Caldwell	15--30/1	DNP	4-6/1	2--24/0	DNP	-	2--9/0	4--5/0	3-2/0
Jordan Lovett	10-30/0	3-20/0	7-10/0	DNP	DNP	DNP	DNP	DNP	DNP
Devonte Ross	5-11/0	-	2-4/0	-	1--1/0	2-8/0	-	-	-
Mojo Dortch	3-30/0	-	DNP	DNP	1-15/0	-	2-15/0	-	-
Jarris Williams	2-7/0	DNP	DNP	2-7/0	DNP	DNP	DNP	DNP	DNP
Tae Meadows	2-3/0	DNP	DNP	DNP	1--1/0	DNP	-	1-4/0	-
Peyton Higgins	1--3/0	-	-	-	-	-	1--3/0	-	-

**Receiving**

Player	No-Yds/TD	Nevada	Mem	Iowa	FAMU	ULM	TXST	USA	ASU
Devonte Ross	49-751/8	7-102/1	3-27/0	5-142/2	11-229/3	3-29/0	2-26/1	7-70/1	11-126/0
Peyton Higgins	26-235/1	4-38/0	7-53/0	1-0/0	2-13/0	1-7/0	5-76/0	4-21/0	2-27/1
Landon Parker	16-235/0	2-27/0	1-1/0	2-26/0	1-23/0	-	5-83/0	2-13/0	3-62/0
Zeriah Beason	15-195/0	2-17/0	4-60/0	2-11/0	-	2-30/0	3-54/0	2-23/0	-
Ethan Conner	9-68/0	3-18/0	-	6-50/0	DNP	DNP	DNP	DNP	DNP
Brody Dalton	7-108/1	-	1-9/0	-	1-8/0	1-5/0	-	1-18/0	3-68/1
Gerald Green	6-32/0	-	-	-	1-10/0	-	2-16/0	2-0/0	1-6/0
Damien Taylor	3-19/1	-	-	-	1-7/1	-	1-6/0	-	1-6/0
Mojo Dortch	2--2/1	-	DNP	DNP	-	-	1-7/1	1--9/0	-
Jordan Lovett	2--2/0	2--2/0	-	DNP	DNP	DNP	DNP	DNP	DNP
Jackson Worley	1-9/0	DNP	DNP	DNP	DNP	-	-	-	1-9/0
DJ Epps	1-5/0	DNP	DNP	-	1-5/0	DNP	DNP	DNP	DNP



**2024-25 Troy Football**  
**Total Tackles Game-by-Game**  
**All games**

**Total Tackles**

Player	S-A	Total	Nevada	Mem	Iowa	FAMU	ULM	TXST	USA	ASU
Jordan Stringer	27-33	60	4-2	2-0	8-4	4-4	0-5	1-8	5-6	3-4
Brendan Jackson	27-28	55	2-5	5-4	6-1	1-3	0-6	0-2	5-5	8-2
Justin Powe	31-19	50	5-4	4-1	5-0	3-1	2-5	4-3	2-4	6-1
Devin Lafayette	21-18	39	3-5	2-1	3-1	3-0	1-7	DNP	1-2	8-2
Ian Conerly-Goodly	21-16	37	DNP	5-3	6-0	3-1	0-8	2-2	3-0	2-2
Damaje Yancey	25-9	34	3-3	3-2	6-0	2-0	DNP	DNP	4-1	7-3
Raymond Cutts	11-20	31	0-2	2-0	4-1	1-5	2-5	1-3	0-3	1-1
Trent Henry	9-13	22	-	0-1	1-2	3-3	0-1	3-4	2-2	-
LJ Green	12-9	21	1-4	1-0	2-0	1-1	1-1	2-2	2-0	2-1
Jah-Mal Williams	9-12	21	0-1	DNP	1-0	1-3	0-3	3-2	2-1	2-2
Cecil Powell	6-15	21	0-6	4-0	0-3	0-2	1-1	1-1	-	0-2
Phillip Lee	9-10	19	1-3	1-2	1-0	1-0	2-2	1-1	1-1	1-1
Julian Peterson	6-11	17	0-3	-	2-0	0-2	1-3	1-1	2-1	0-1
Jamel Fils-Aime	7-9	16	0-1	1-0	-	1-4	0-1	2-2	1-1	2-0
Steven Cattledge	4-12	16	0-1	-	0-1	2-3	0-2	2-2	0-3	-
Kam Curry	8-7	15	-	-	4-2	1-1	0-2	1-2	2-0	-
Darrell Starling	5-5	10	0-1	2-0	-	-	0-1	3-3	DNP	-
Luis Medina	5-4	9	2-3	-	1-0	1-1	1-0	DNP	DNP	DNP
Terry Thomas	4-5	9	0-2	1-1	-	3-1	-	0-1	-	-
Jabril McNeill	2-7	9	0-2	-	0-1	-	-	1-1	0-2	1-1
Cheick Kaba	3-3	6	-	-	-	-	0-1	2-1	-	1-1
Luke Hodge	0-3	3	0-1	0-1	-	-	-	0-1	-	-
Jordan Perry	2-0	2	DNP	-	DNP	1-0	-	-	-	1-0
Joe Lott	2-0	2	-	DNP	DNP	DNP	DNP	-	2-0	DNP
Jabari Strait	1-1	2	DNP	1-0	-	-	-	0-1	-	-
Rondell Carter	1-1	2	1-1	-	DNP	DNP	DNP	-	DNP	DNP
Dorion Jackson	1-1	2	-	-	-	0-1	1-0	DNP	-	-
Landon Parker	1-0	1	-	-	-	-	-	-	1-0	-
Devonte Ross	1-0	1	-	-	-	-	-	1-0	-	-
Tae Meadows	1-0	1	DNP	DNP	DNP	-	DNP	-	-	1-0
John Butler	1-0	1	-	-	-	-	-	-	1-0	-
Paddy McAteer	1-0	1	-	-	1-0	-	-	-	-	-
DJ Epps	1-0	1	DNP	DNP	1-0	-	DNP	DNP	DNP	DNP
Damien Taylor	0-1	1	-	-	-	-	-	0-1	-	-
Eric Shaw	0-1	1	-	0-1	-	-	DNP	DNP	DNP	DNP
Fabian Rogosch	0-1	1	-	0-1	-	-	-	-	-	-



**2024-25 Troy Football  
Sacks Game-by-Game  
All games**

Player	UA-A	Total	Nevada	Mem	Iowa	FAMU	ULM	TXST	USA	ASU
Phillip Lee	2-0	2	-	-	-	1-9	-	-	1-9	-
Julian Peterson	2-0	2	-	-	1-8	-	-	-	1-3	-
Brendan Jackson	1-0	1	-	-	-	-	-	-	-	1-11
Jah-Mal Williams	1-0	1	-	DNP	-	-	-	1-3	-	-
Terry Thomas	1-0	1	-	-	-	1-12	-	-	-	-
Jordan Stringer	1-0	1	-	-	1-6	-	-	-	-	-
Damaje Yancey	1-0	1	-	-	-	-	DNP	DNP	1-13	-
Darrell Starling	1-0	1	-	-	-	-	-	1-2	DNP	-
Trent Henry	1-0	1	-	-	-	-	-	-	1-9	-



**2024-25 Troy Football  
Tackles For Loss Game-by-Game  
All games**

Player	UA-A	Total	Nevada	Mem	Iowa	FAMU	ULM	TXST	USA	ASU
Brendan Jackson	8-6	11.0	1.5-3	0.5-2	1.0-3	1.0-3	0.5-1	-	4.5-9	2.0-14
Phillip Lee	5-3	6.5	0.5-1	1.5-2	1.0-1	1.0-9	1.0-5	-	1.5-11	-
Jordan Stringer	3-4	5.0	-	-	1.0-6	2.0-3	-	-	2.0-5	-
Devin Lafayette	3-2	4.0	1.0-6	1.0-1	-	-	1.0-2	DNP	-	1.0-3
Jamel Fils-Aime	3-1	3.5	-	1.0-1	-	0.5-0	-	1.0-1	1.0-2	-
Julian Peterson	3-1	3.5	-	-	1.0-8	-	1.5-4	-	1.0-3	-
Damaje Yancey	3-0	3.0	1.0-3	-	1.0-2	-	DNP	DNP	1.0-13	-
Trent Henry	2-1	2.5	-	-	-	-	0.5-2	-	2.0-12	-
Raymond Cutts	1-1	1.5	-	-	1.0-4	0.5-1	-	-	-	-
Jah-Mal Williams	1-1	1.5	-	DNP	-	0.5-2	-	1.0-3	-	-
LJ Green	1-1	1.5	0.5-2	-	-	-	-	-	1.0-3	-
Terry Thomas	1-0	1.0	-	-	-	1.0-12	-	-	-	-
Darrell Starling	1-0	1.0	-	-	-	-	-	1.0-2	DNP	-
Justin Powe	1-0	1.0	-	-	-	-	1.0-1	-	-	-
Kam Curry	1-0	1.0	-	-	-	-	-	-	1.0-1	-
Cecil Powell	0-2	1.0	0.5-1	-	-	0.5-0	-	-	-	-
Ian Conerly-Goodly	0-2	1.0	DNP	-	-	0.5-1	0.5-1	-	-	-
Steven Cattledge	0-1	0.5	-	-	-	0.5-0	-	-	-	-



2024-25 Troy Football  
Fumbles Game-by-Game  
All games

**Fumbles**

Player	No-Lost	Nevada	Mem	Iowa	FAMU	ULM	TXST	USA	ASU
Tucker Kilcrease	3-2	DNP	-	1-0	-	-	2-2	-	DNP
Matthew Caldwell	2-0	DNP	-	1-0	DNP	-	1-0	-	-
Gerald Green	1-1	-	1-1	-	-	-	-	-	-
Damien Taylor	1-1	-	-	-	-	-	-	-	1-1

**Fumbles Forced**

Player	Number	Nevada	Mem	Iowa	FAMU	ULM	TXST	USA	ASU
Phillip Lee	1	-	-	-	-	-	-	-	1
Devin Lafayette	1	1	-	-	-	-	DNP	-	-
Brendan Jackson	1	-	-	-	-	-	-	-	1
Darrell Starling	1	-	-	-	-	-	1	DNP	-

**Fumbles Recovered**

Player	Number	Nevada	Mem	Iowa	FAMU	ULM	TXST	USA	ASU
Jah-Mal Williams	1	-	DNP	-	-	-	-	-	1
Trent Henry	1	-	-	-	-	-	1	-	-



**2024-25 Troy Football**  
**All-Purpose Yards Game-by-Game**  
**All games**

Player	Total	Nevada	Mem	Iowa	FAMU	ULM	TXST	USA	ASU
Devonte Ross	1051	102	31	219	263	94	45	141	156
Damien Taylor	511	103	33	20	116	71	69	23	76
Gerald Green	360	40	20	7	37	102	21	14	119
Peyton Higgins	258	47	53	-	30	7	73	21	27
Landon Parker	235	27	1	26	23	-	83	13	62
Zeriah Beason	195	17	60	11	-	30	54	23	-
Tucker Kilcrease	118	DNP	12	14	44	55	-7	-	DNP
Brody Dalton	108	-	9	-	8	5	-	18	68
Jordan Lovett	89	61	28	DNP	DNP	DNP	DNP	DNP	DNP
Ethan Conner	68	18	-	50	DNP	DNP	DNP	DNP	DNP
Goose Crowder	52	29	16	DNP	19	-12	DNP	DNP	DNP
Mojo Dortch	28	-	DNP	DNP	15	-	22	-9	-
Jackson Worley	9	DNP	DNP	DNP	DNP	-	-	-	9
Jarris Williams	7	DNP	DNP	7	DNP	DNP	DNP	DNP	DNP
DJ Epps	5	DNP	DNP	-	5	DNP	DNP	DNP	DNP
Tae Meadows	3	DNP	DNP	DNP	-1	DNP	-	4	-
Matthew Caldwell	-30	DNP	6	-24	DNP	-	-9	-5	2



2024-25 Troy Football  
Returns Game-by-Game  
All games

**Punt Returns**

Player	No-Yds	Nevada	Mem	Iowa	FAMU	ULM	TXST	USA	ASU
Devonte Ross	6-148	-	-	1-77	1-18	1-13	-	3-40	-
Peyton Higgins	1-9	1-9	-	-	-	-	-	-	-

**Kick Returns**

Player	No-Yds	Nevada	Mem	Iowa	FAMU	ULM	TXST	USA	ASU
Devonte Ross	8-141	-	-	-	1-17	2-44	1-19	2-31	2-30
Jordan Lovett	4-61	3-43	1-18	DNP	DNP	DNP	DNP	DNP	DNP
Peyton Higgins	1-17	-	-	-	1-17	-	-	-	-

**Interceptions Returns**

Player	No-Yds	Nevada	Mem	Iowa	FAMU	ULM	TXST	USA	ASU
Jordan Stringer	1-0	-	-	-	-	-	1-0	-	-
LJ Green	1-0	-	-	-	-	-	1-0	-	-
Justin Powe	1-0	-	-	-	-	1-0	-	-	-

**Fumble Returns**

Player	No-Yds	Nevada	Mem	Iowa	FAMU	ULM	TXST	USA	ASU
Trent Henry	1-6	-	-	-	-	-	1-6	-	-
Jah-Mal Williams	1-0	-	DNP	-	-	-	-	-	1-0



**2024-25 Troy Football  
Results and Comparison  
All games**

	Date	Opponent		Score	Overall	Conf	Time	Attend
	08/31/2024	Nevada	L	26-28	0-1	0-0	3:13	27412
	09/07/2024	at Memphis	L	17-38	0-2	0-0	3:06	23246
	09/14/2024	at Iowa	L	21-38	0-3	0-0	3:04	69250
	09/21/2024	Florida A&M	W	34-12	1-3	0-0	3:50	29024
*	09/28/2024	ULM	L	9-13	1-4	0-1	3:14	21253
*	10/03/2024	Texas St.	L	17-38	1-5	0-2	3:20	20349
*	10/15/2024	at South Alabama	L	9-25	1-6	0-3	3:31	25450
*	10/26/2024	at Arkansas St.	L	31-34	1-7	0-4	3:52	17162

Opponent	Score	First Downs				Pen	Rushing Number-Yards	Passing		Total Offense Plays-Yards	Return Yards	Turn- Overs
		Total	Rush	Pass	Comp-Att.-Int			Yards				
Nevada	26-28	23 / 16	11 / 8	10 / 8	2 / 0	36-191 / 34-214	20-30-0 / 18-21-0	200 / 179	66-391 / 55-393	52 / 84	0 / 0	
Memphis	17-38	17 / 25	6 / 12	8 / 7	3 / 6	34-101 / 29-211	16-26-0 / 20-30-0	150 / 161	60-251 / 59-372	18 / 54	1 / 0	
Iowa	21-38	10 / 25	4 / 16	6 / 7	0 / 2	21-24 / 45-284	16-26-1 / 20-24-0	229 / 178	47-253 / 69-462	77 / 57	1 / 0	
Florida A&M	34-12	24 / 19	11 / 1	11 / 12	2 / 6	33-212 / 28-55	18-25-0 / 25-39-0	295 / 288	58-507 / 67-343	52 / 17	0 / 0	
ULM	9-13	17 / 13	10 / 7	4 / 3	3 / 3	45-189 / 38-112	7-12-0 / 6-11-1	71 / 135	57-260 / 49-247	57 / 9	0 / 1	
Texas St.	17-38	19 / 26	3 / 11	14 / 12	2 / 3	33-63 / 39-215	19-32-0 / 20-29-2	268 / 252	65-331 / 68-467	27 / 15	2 / 3	
South Alabama	9-25	14 / 12	3 / 6	8 / 5	3 / 1	22-36 / 41-160	19-36-3 / 16-21-0	136 / 158	58-172 / 62-318	71 / 91	3 / 0	
Arkansas St.	31-34	23 / 26	10 / 9	13 / 15	0 / 2	38-162 / 42-185	22-33-3 / 25-40-0	304 / 349	71-466 / 82-534	30 / 46	4 / 2	
<b>Totals</b>	<b>164-226</b>	<b>147 / 162</b>	<b>58 / 70</b>	<b>74 / 69</b>	<b>15 / 23</b>	<b>262-978 / 296-1436</b>	<b>137-220-7 / 150-215-3</b>	<b>1653 / 1700</b>	<b>482-2631 / 511-3136</b>	<b>384 / 373</b>	<b>11 / 6</b>	