

# TROY TROJANS



VS



## GAME NINE

### 2023 SCHEDULE

Date	Opponent	Time/Result
Sept. 2	Stephen F. Austin (ESPN+)	W, 48-30
Sept. 9	at Kansas State (FS1)	L, 13-42
Sept. 16	James Madison (NFL Network)	L, 14-16
Sept. 23	Western Kentucky (ESPNU)	W, 27-24
Sept. 30	at Georgia State (ESPN+)	W, 28-7
Oct. 7	Arkansas State (ESPN+)	W, 37-3
Oct. 14	at Army (CBS Sports Network)	W, 19-0
Oct. 28	at Texas State (ESPN+)	W, 31-13
Nov. 2	South Alabama (ESPN2)	6:30 p.m.
Nov. 11	at ULM	1 p.m.
Nov. 18	Louisiana	2:30 p.m.
Nov. 25	at Southern Miss	TBA

### TROY TROJANS

Record: 6-2, 3-1 Sun Belt  
 Head Coach: Jon Sumrall  
 Record at Troy: 18-4 (2nd season)  
 Career Record: 18-4 (2nd season)

### SOUTH ALABAMA JAGUARS

Record: 4-4, 2-2 Sun Belt  
 Head Coach: Kane Wommack  
 Record at USA: 19-14 (3rd season)  
 Career Record: 19-14 (3rd season)

### GAME INFORMATION

Date: Nov. 2, 2023  
 Kickoff: 6:32 p.m.  
 Location: Troy, Ala.  
 Stadium: Veterans Memorial (30,000)  
 TV: ESPN2  
 Talent: Lowell Galindo (PxP)  
 Tom Luginbill (Analyst)  
 Lauren Sisler (Sideline)  
 Troy Sports Radio Network  
 Barry McKnight (PxP)  
 Jerry Miller (Analyst)  
 Junior Louissaint (Sideline)  
 Chris Blackshear (Sideline)

### SERIES

Series (Overall): 8-3  
 Series in Troy: 3-2  
 Series in Mobile: 5-1  
 Neutral Site: 0-0  
 Sumrall vs. South Alabama: 1-0



## TROY BY THE NUMBERS

**0** Points allowed by the Troy defense at Army; the Black Knights' first shutout at home since 2003

**2** Troy's national ranking having scored on 96.7 percent of its red zone opportunities; the Trojans have only been held without points on one red zone trip

**5.3** Points allowed per game by Troy in October, the lowest in the country. Troy allowed just one touchdown all month, the only team in the country to do so

**2** Schools won 12-plus football games, 20-plus men's basketball games and 40-plus baseball games during the 2022-23 year -- Troy and TCU

**6** Opponents held to fewer than 300 yards of offense this season, second nationally (Michigan)

**7** Sun Belt Conference titles during Troy's run in the league (2004), the most in league history. Troy's seven conference titles are the sixth most in the country since 2006 (Oklahoma, Ohio State, Alabama, Clemson, Boise St.)

**14** Percent of opponent possessions (14.3) that have ended in a touchdown, the eighth lowest mark nationally

**14** Straight victories for Troy when rushing for 100-plus yards ... Troy has won 16 of its last 17 with 100+ yards

**15** Opponents since 2022 that Troy has held to 19 points or fewer, fourth most in the country

**50** Offensive plays of 20-plus yards this season from the Troy offense ranks as the ninth most in the country

**99** Rushing yards shy of becoming Troy's all-time leader for Kimani Vidal ... Vidal is also six yards shy of rushing for 1,000 yards this season

### DID YOU KNOW?

- Troy finished the 2022 season ranked No. 19 in the AP Top 25 and No. 20 in the USA Today / Coaches Poll. It marked the first time in program history that Troy was ranked in a final poll
- Over the last three games, Troy has a 14-3 sack advantage over its opponents ... in the first four games, opponents outsacked Troy 14-5
- Troy is 10-1 when Kimani Vidal rushes for 100-plus yards and 21-3 when he rushes for 50-plus yards. The Trojans are 7-11 when Vidal rushes for fewer than 50 yards
- Troy finished 6-0 in close games at the half last season (score differential is five points or less) ... the Trojans are 3-1 this season
- From 2005-21, Troy was 11-73 when trailing at the half and 5-52 when scoring less than 21 points ... under Jon Sumrall, Troy is 7-3 when trailing at the half and 5-3 when scoring less than 21 points
- Troy legend DeMarcus Ware became the first player who competed in the Sun Belt Conference to be enshrined in the Pro Football Hall of Fame when he was inducted in August
- Senior safety Dell Pettus has started 55 straight games, the longest active streak in the country
- Since week three, Troy ranks 13th nationally, allowing 1,769 yards of total offense and second, allowing 63 points
- Troy has topped the 500-yard mark of total offense three times this season; it is tied for the most since at least 2000 in program history through the first six games of the season

Troy has two of the nation's top six active leaders in career sacks -- Richard Jibunor (2nd, 27) and Javon Solomon (6th, 23.0)

O'shai Fletcher has played 60 career games, the sixth most among active FBS players and 11th most across all divisions

Troy has forced 13 turnovers the last five games, including back-to-back games with four turnovers; Troy forced just two turnovers in the first two games

Troy ranks fourth nationally, forcing a turnover on 29.1 percent of opponent possessions

Troy has turned the ball over just three times in the last four games after turning it over 10 times in the first four games

### TALE OF THE TAPE

Offense	TROY	USA
Points	217	268
Average	27.1	33.5
First Downs/Game	20.0	23.6
Total Offense	3534	3634
Average	441.8	454.3
Net Rushing	1327	1350
Average	165.9	168.8
Net Passing	2207	2284
Average	275.9	285.5
Pass Attempts	253	269
Complete	154	177
Interceptions	4	8
Fumbles/Lost	15/9	8/6
Sacks Allowed/Yds.	17/132	19/120
3rd Down	49/118 (42%)	52/108 (48%)
FG/Att.	16/19	9/12
Avg. TOP	31:57	30:01
Penalties	47/415	57/501
Average	51.9	62.6

Defense	TROY	USA
Points	135	169
Average	16.9	21.1
First Downs/Game	16.9	16.0
Total Defense	2406	2535
Average	300.8	316.9
Net Rushing	842	1003
Average	105.3	125.4
Net Passing	1564	1532
Average	195.5	191.5
Pass Attempts	243	204
Complete	149	120
Interceptions	7	6
Fumble/Rec.	13/8	9/6
3rd Down	35/110 (32%)	38/106 (36%)
Sacks/Yds.	18/130	18/101

### SUN BELT STANDINGS

	SBC	OVERALL	STK
<b>EAST</b>			
James Madison	5-0	8-0	W11
Georgia Southern	3-1	6-2	W2
Georgia State	3-2	6-2	L1
Coastal Carolina	3-2	5-3	W3
Old Dominion	3-2	4-4	L1
Appalachian State	2-2	4-4	W1
Marshall	1-3	4-4	L4
<b>WEST</b>			
<b>Troy</b>	<b>3-1</b>	<b>6-2</b>	<b>W5</b>
Louisiana	2-2	5-3	W1
Texas State	2-2	5-3	L1
Arkansas State	2-2	4-4	W1
South Alabama	2-2	4-4	L1
ULM	0-5	2-6	L6
Southern Miss	0-5	1-7	L7

## WHO TO CONTACT

**Adam Prendergast, Associate AD/Communications & Creative Content** - Primary Contact  
334-670-3832 (o) | 334-372-5555 (c) | adamp@trojans.edu | @AdamP\_Troy

**Robert Stevens** - Secondary Contact  
315-807-8109 (c) | restevens@trojans.edu

## TROY PRACTICE POLICIES

All of Troy's practices are closed to the public. Limited media access is available and media must contact the Troy Athletics Communications Office by 10 a.m. the day of practice if they wish to attend. The Troy Athletics Communications Office will do its best to provide B-Roll to media outlets weekly.

What's Open: Still and video photography is allowed during non-team and 7-on-7 periods; the use of any live streaming is NOT allowed during practice. Any injuries sustained during the open portion of practice are asked to not be reported on until confirmed by the Troy medical staff.

Thursday's walk-thru and Friday's run-thru on home weeks are completely closed to the public and to the media.

## TROY FOOTBALL INTERVIEW OPPORTUNITIES

### Sun Belt Conference Weekly Coaches Zoom -- Monday 11:12 a.m.

This is the best opportunity for out-of-town media to ask questions about the upcoming week and any player feature stories. Jon Sumrall is scheduled to be on the call at 11:12 a.m. every Monday morning -- please note that the conference sometimes runs early and late, so it is advised that media members be on the Zoom at least five minutes early. For more information about the Sun Belt Weekly Coaches Zoom contact Sam Knehans at sam@sunbeltsports.org.

### Troy Weekly Press Conference -- Monday 11:30 a.m.

Players and coaches are available each Monday during the season at a weekly press conference. For the 2025 season, this press conference will be held virtually via Zoom at 11:30 a.m. **PLAYER & COACH REQUESTS MUST BE MADE BY 5 P.M. ON SUNDAY.**

Audio and video of Sumrall's portion of the press conference will be posted to TroyTrojans.com Tuesday afternoon. Video of the press conference will also be available for download; contact Adam Prendergast for details.

### Post Practice in Person

Players and coaches will be available after practice via appointment only; please contact the Troy Communications Office to schedule.

### By Phone Via Appointment

Players and coaches will have limited availability to do phone interviews early in the week, however it is advised that all out-of-town media participate in the Sun Belt Teleconference as we **CAN NOT** guarantee phone availability. Contact the Troy Athletics Communications Office to schedule an interview.

## TROY PHOTO & VIDEO DOWNLOAD

Troy football photos & selected video produced by the Troy Athletic Media Relations department is available for download. Video can be accessed via TroyTrojans.com/FootballVideo, while audio can be downloaded via TroyTrojans.com/fbphotos.

## CREDENTIALS

All credential requests for Troy home games must be completed online at TroyTrojans.com/Credentials.

## ON THE WEB

### TroyTrojans.com

The official online home of Troy Athletics, TroyTrojans.com, is the number one stop on the web for all the up to date information you need on the Trojan football team.

Schedules, results, rosters, bios, stats, general releases, game notes, depth chart and the 2023 Troy Football Media Guide can all be found at TroyTrojans.com

### sunbeltsports.org

The official online home of the Sun Belt Conference, sunbeltsports.org, has updated league standings, results, schedules and notes.

### collegepressbox.com

collegepressbox.com is the official media Web site for Sun Belt football. Access and download weekly game notes, quotes, stats, media guides and more for the conference and each of its nine member schools. Login information will be distributed to accredited media or you can apply for a password by sending an e-mail to password@collegepressbox.com. The following conferences are represented on collegepressbox.com -- ACC, American Athletic, Big 10, Big 12, C-USA, MAC, Mountain West, Pac 12, SEC, Sun Belt, WAC and four independents (Army, Navy, Notre Dame, BYU). The site also has logos and information for all of the NCAA bowl games and postseason awards.

### usajaguars.com

This week's opponent's athletic website.

**Facebook.com/TroyTrojansFB**  
**Twitter.com/TroyTrojansFB**  
**Instagram/troytrojansfootball**

## TROY GAME WEEK SCHEDULE

*Troy's Practices are Closed to the Public and Open to the Media Unless Otherwise Noted*

SUNDAY	MONDAY	TUESDAY	WEDNESDAY	THURSDAY	FRIDAY	SATURDAY
<b>Practice</b> 3:45-5:45 p.m.	<b>SBC Zoom</b> 11:12 a.m. Zoom  <b>Press Conference</b> 11:30 a.m. Zoom  <b>Practice</b> 3-5:30 p.m.  <b>Trojan Talk</b> 6 p.m. Baumhower's	<b>Practice</b> 3-5:30 p.m. Interviews After	<b>Practice</b> 3-5:30 p.m. Run Thru No Interviews	<b>Troy vs. S. Alabama</b> 6:30 Kickoff	<b>OFF DAY</b> No Interviews	<b>OFF DAY</b> No Interviews

OFFENSE

QB	18	<b>Gunnar Watson</b>	6-3	210	Sr.	Butler, Ga. Gardendale, Ala.
	9	Goose Crowder	6-2	214	So.	
RB	28	<b>Kimani Vidal</b>	5-8	215	Jr.	Marietta, Ga. Northport, Ala. Courland, Ala.
	24	Damien Taylor	5-10	214	So.	
	20	Asa Martin	5-11	205	Sr.	
WR-X	6	<b>Chris Lewis</b>	6-4	204	So.	Pleasant Grove, Ala. Smyrna, Ga. Concord, N.C.
	4	Marcus Rogers	6-3	211	R-Sr.	
	23	Landon Parker	6-3	204	Sr.	
WR-Z	1	<b>Jabre Barber</b>	5-10	174	Jr.	Dothan, Ala. Florence, Ala.
	16	Peyton Higgins	5-10	176	So.	
WR-F	11	<b>Deshon Stoudemire</b>	6-1	186	Sr.	Stone Mountain, Ga. Cartersville, Ga.
	7	Devonte Ross	5-11	162	So.	
TE	89	<b>Clayton Ollendieck</b>	6-4	240	Sr.	Cresco, Iowa Montgomery, Ala. Fyffe, Ala.
	2	Deyunkrea Lewis	6-3	240	Jr.	
	88	Brody Dalton	6-5	250	So.	
LT	77	<b>Derrick Graham</b>	6-4	304	So.	Lake Minneola, Fla. Newark, N.J.
	52	Elijah Philippe	6-7	300	So.	
LG	79	<b>Blake Austin</b>	6-4	304	Jr.	Johnson City, Tenn. Reidsville, N.C.
	69	Colby Smith	6-8	341	So.	
C	66	<b>Eli Russ</b>	6-4	319	So.	Ardmore, Okla. Pike Road, Ala.
	78	Jeremiah Frazier	6-3	326	R-So.	
RG	74	<b>Daniel King</b>	6-5	335	Jr.	Cairo, Ga. Bogart, Ga.
	50	Boaz Stanley	6-4	300	So.	
OR	75	Kobe Williams	6-4	305	So.	Bixby, Okla.
RT	67	<b>Grant Betts</b>	6-3	289	Sr.	Spanish Fort, Ala. Fort Payne, Ala.
	63	Carson Burt	6-5	293	Jr.	

DEFENSE

DE	6	<b>Javon Solomon</b>	6-2	249	Jr.	Tallahassee, Fla. Orlando, Fla. New Orleans, La.
	31	Raymond Cutts	6-3	243	Jr.	
	91	Deshaun Batiste	6-2	261	Fr.	
DE	98	<b>T.J. Jackson</b>	6-1	275	Jr.	Millbrook, Ala. Summerville, Ga. Starkville, Miss.
	95	Luis Medina	6-1	283	R-So.	
OR	15	Zach Edwards	6-3	280	Jr.	
NT	4	<b>Buddha Jones</b>	6-3	317	Sr.	Tallahassee, Fla. Dothan, Ala. Pinson, Ala.
	97	A.J. Pierce	6-1	315	Sr.	
	92	Julian Peterson	6-3	303	So.	
BAN	9	<b>Richard Jibunor</b>	6-3	230	Sr.	Delta State, Nigeria Jacksonville, Fla. Reeltown, Ala.
	32	Phillip Lee	6-4	220	So.	
	85	Eric Shaw	6-5	215	So.	
WLB	12	<b>Terry Thomas</b>	6-0	214	So.	Childersburg, Ala. Augusta, Ga. Bolton, Miss.
	44	<b>Jordan Stringer</b>	6-2	219	So.	
OR	13	TJ Thompson	6-0	226	Fr.	
MLB	10	<b>Jayden McDonald</b>	6-0	227	R-Jr.	Suwanee, Ga. Oneonta, Ala.
	45	Luke Hodge	6-1	225	R-Fr.	
SPEAR	14	<b>Caleb Ransaw</b>	6-0	197	Jr.	Harvest, Ala. Pelham, Ga. Corinth, Miss.
	19	Darrell Starling	6-1	216	R-So.	
	23	Chris Rodgers	6-2	216	Fr.	
CB	11	<b>O'Shai Fletcher</b>	5-11	172	Sr.	Huntsville, Ala. Los Angeles, Calif.
	5	Don Callis	6-0	184	Sr.	
CB	2	<b>Reddy Steward</b>	5-11	178	Sr.	Decatur, Ala. Long Beach, Calif.
	18	Damaje Yancey	6-1	189	Jr.	
SS	3	<b>Keyshawn Swanson</b>	5-11	187	Jr.	Pensacola, Fla. Carol City, Fla.
	8	<b>Irshaad Davis</b>	5-9	189	Sr.	
FS	1	<b>Dell Pettus</b>	6-0	200	Sr.	Harvest, Ala. Mobile, Ala.
	25	Justin Powe	6-0	201	R-Fr.	

SPECIAL TEAMS

K	40	<b>Scott Taylor Renfroe</b>	6-1	198	So.	Troy, Ala. Tampa, Fla.
	46	Zach Long	6-3	191	So.	
KOS	46	<b>Zach Long</b>	6-3	191	So.	Tampa, Fla. Troy, Ala.
	40	Scott Taylor Renfroe	6-1	198	So.	
P	48	<b>Robert Cole</b>	5-10	215	Jr.	Coral Springs, Fla. Midwest City, Okla. Concord, N.C.
	43	Elliot Janish	6-4	203	Jr.	
OR	23	Landon Parker	6-3	204	Sr.	
LS	53	<b>Quentin Skinner</b>	6-0	253	Sr.	Buford, Ga. Millbrook, Ala. Memphis, Tenn.
	87	Colton Walls	6-3	225	Fr.	
	41	Will Spain	5-11	218	R-So.	
H	9	<b>Goose Crowder</b>	6-2	214	So.	Gardendale, Ala. Coral Springs, Fla.
	48	Robert Cole	5-10	215	Jr.	
KR	1	<b>Jabre Barber</b>	5-10	174	Jr.	Dothan, Ala. Cartersville, Ga.
	7	Devonte Ross	5-11	162	So.	
PR	1	<b>Jabre Barber</b>	5-10	174	Jr.	Dothan, Ala. Cartersville, Ga.
	7	Devonte Ross	5-11	162	So.	

PROJECTED STARTERS LISTED IN BOLD

PRONUNCIATION GUIDE

No.	Name	Pronunciation
1	Jabre Barber	juh-BREE
2	Deyunkrea Lewis	d-YUN-cray
5	Don Callis	CAL-iss
8	Irshaad Davis	URR-shod
9	Richard Jibunor	JEW-buh-nore
11	O'shai Fletcher	o-SHAY
16	Dasheen Jackson	DAY-shun
18	Damaje Yancey	duh-MAHJ
21	Jarris Williams	JAR-us
28	Tim Roberson	ROH-burr-SON
28	Kimani Vidal	key-MONN-ee vie-DELL
29	Jack Tchienchou	CHIN-chew
30	Nick Troemel	trah-MEL
35	Malaki Pegues	puh-GEESE
49	Tyce Khatri	kah-TAR-ee
52	Elijah Philippe	fah-LEEP
84	Caleb Chappelle	chah-PELL
89	Clayton Ollendieck	ALL-in-dike
95	Luis Medina	Louis muh-DEEN-uh

# GAME NINE | NUMERICAL ROSTER

No.	Name	Pos.	Ht.	Wt.	Yr.	Exp.	Hometown/Last School	No.	Name	Pos.
0	Jamarcus Chatman	DE	6-2	267	Sr.	2L	Rome, Ga. / Florida State	79	Blake Austin	OL
1	Jabre Barber	WR	5-10	174	Jr.	3L	Dothan, Ala. / Dothan HS	1	Jabre Barber	WR
1	Dell Pettus	S	5-11	205	Sr.	4L	Harvest, Ala. / Sparkman HS	91	Dashaun Batiste	DE
2	Deyunkrea Lewis	TE	6-3	245	Jr.	3L	Montgomery, Ala. / Lee HS	73	Tyler Bell	OL
2	Reddy Steward	CB	5-11	178	Sr.	4L	Decatur, Ala. / Austin HS	26	DeWhitt Betterson Jr.	RB
3	Keyshawn Swanson	S	5-11	187	Jr.	2L	Pensacola, Fla. / Akron	67	Grant Betts	OL
4	Marcus Rogers	WR	6-3	211	R-Sr.	3L	Smyrna, Ga. / Iowa Western CC	27	TJ Booker	WR
4	Buddha Jones	DT	6-3	317	Sr.	2L	Tallahassee, Fla. / Kent State	7	Reggie Bracy	S
5	Don Callis	CB	6-0	184	Sr.	TR	Los Angeles, Calif. / East Central Oklahoma	37	KC Bradford	S
6	Chris Lewis	WR	6-4	204	So.	TR	Pleasant Grove, Ala. / Kentucky	81	Robert Bruce	WR
6	Javon Solomon	DE	6-2	249	Jr.	4L	Tallahassee, Fla. / Godby HS	63	Carson Burt	OL
7	Devonte Ross	WR	5-11	162	So.	1L	Cartersville, Ga. / Cartersville HS	47	Anthony Butler	BAN
7	Reggie Bracy	S	6-0	196	Jr.	TR	Mobile, Ala. / Iowa	27	John Butler	S
8	Irshaad Davis	S	5-9	189	Sr.	TR	Carol City, Fla. / Alabama State	5	Don Callis	CB
9	Richard Jibunor	BAN	6-3	229	Sr.	3L	Delta State, Nigeria / Auburn	20	Keyshawn Campbell	LB
9	Goose Crowder	QB	6-2	214	So.	TR	Gardendale, Ala. / West Virginia	65	Tyler Cappi	OL
10	Jayden McDonald	LB	6-0	227	R-Jr.	3L	Suwanee, Ga. / Iowa	44	Alex Cash	TE
10	Tucker Kilcrease	QB	6-1	207	R-Fr.	RS	Brantley, Ala. / Brantley HS	22	Steven Cattledge	LB
11	O'shai Fletcher	CB	5-11	172	Sr.	5L	Huntsville, Ala. / Randolph School	84	Caleb Chappelle	WR
11	Deshon Stoudemire	WR	6-1	186	Sr.	2L	Stone Mountain, Ga. / Iowa Western CC	0	Jamarcus Chatman	DE
12	Terry Thomas	LB	6-0	214	So.	1L	Childersburg, Ala. / Childersburg HS	48	Robert Cole	P
12	MJ Johnson	WR	5-8	171	Fr.	HS	Enterprise, Ala. / Enterprise HS	33	Rondell Cole	SPR
13	JD Sherrod	QB	6-2	201	Fr.	HS	Memphis, Tenn. / Briarcrest Christian HS	14	Ethan Conner	TE
13	TJ Thompson	LB	6-0	226	So.	TR	Bolton, Miss. / East Central CC	17	Carloss Crawford	S
14	Caleb Ransaw	SPR	6-0	197	Jr.	2L	Harvest, Ala. / Sparkman HS	9	Goose Crowder	QB
14	Ethan Conner	TE	6-4	225	Jr.	TR	Columbus, Miss. / East Mississippi CC	31	Raymond Cutts	BAN
15	Zach Edwards	DE	6-3	280	Jr.	TR	Starkville, Miss. / Louisville	88	Brody Dalton	TE
15	Jordan Lovett	RB	5-10	196	Fr.	HS	Statesboro, Ga. / Statesboro HS	8	Irshaad Davis	S
16	Peyton Higgins	WR	5-10	176	So.	2L	Florence, Ala. / Mars Hill Bible School	15	Zach Edwards	DE
16	Dasheen Jackson	S	6-1	210	Jr.	TR	Columbus, Ga. Hutchinson CC	83	DJ Epps	WR
17	Carloss Crawford	S	6-2	192	Sr.	3L	Memphis, Tenn. / Coffeyville CC	11	O'shai Fletcher	CB
17	Jameson Holcomb	QB	6-2	170	R-Fr.	RS	Murfreesboro, Tenn. / Riverdale HS	46	Nic Floyd	CB
18	Gunnar Watson	QB	6-3	210	Sr.	5L	Butler, Ga. / Taylor County HS	78	Jeremiah Frazier	OL
18	Damaje Yancey	CB	6-1	189	Jr.	TR	Long Beach, Calif. / Southern Utah	71	Kyler Gibson	OL
19	Darrell Starling	SPR	6-1	216	R-So.	3L	Pelham, Ga. / Pelham HS	62	Billy Gilmore	OL
20	Keyshawn Campbell	LB	6-0	207	Fr.	HS	Vero Beach, Fla. / Vero Beach HS	77	Derrick Graham	OL
20	Asa Martin	RB	5-11	205	Sr.	TR	Courtland, Ala. / Memphis	21	LJ Green	CB
21	Jarris Williams	RB	5-10	194	So.	1L	Mobile, Ala. / Blount HS	80	Luke Harkless	WR
21	LJ Green	CB	5-10	159	Fr.	HS	Montgomery, Ala. / Montgomery Catholic	16	Peyton Higgins	WR
22	Steven Cattledge	LB	6-3	230	Jr.	TR	Columbus, Miss. / East Mississippi CC	45	Luke Hodge	LB
22	Tae Meadows	RB	5-10	194	R-Fr.	R-HS	Roanoke, Ala. / Handley HS	17	Jameson Holcomb	QB
23	Landon Parker	WR	6-3	204	Sr.	TR	Concord, N.C. / Wofford	72	Obatara Idolor	OL
23	Chris Rodgers	SPR	6-2	216	Fr.	HS	Corinth, Miss. / Corinth HS	98	T J Jackson	DE
24	Damien Taylor	RB	5-10	214	So.	2L	Northport, Ala. / Tuscaloosa County HS	16	Dasheen Jackson	S
24	LaBarryon Moore	S	6-0	180	Fr.	HS	McCalla, Ala. / McAdory HS	26	Dorion Jackson	S
25	Robert Marsh	WR	5-7	148	So.	SQ	Phenix City, Ala. / Central HS	43	Elliot Janish	P
25	Justin Powe	S	6-0	201	R-Fr.	RS	Mobile, Ala. / Davidson HS	9	Richard Jibunor	BAN
26	Dorion Jackson	S	6-2	198	Fr.	HS	Wetumpka, Ala. / Wetumpka HS	12	MJ Johnson	WR
26	DeWhitt Betterson Jr.	RB	6-0	204	R-Fr.	RS	Ocala, Fla. / Vanguard HS	4	Buddha Jones	DT
27	John Butler	S	6-0	181	So.	1L	Sebastian River, Fla. / Sebastian River HS	59	Derrick Keith	OL
27	TJ Booker	WR	6-1	185	Fr.	HS	Atlanta, Ga. / West Lake HS	49	Tyce Khatri	FB
28	Kimani Vidal	RB	5-8	215	Jr.	3L	Marietta, Ga. / Marietta HS	10	Tucker Kilcrease	QB
28	Tim Roberson	CB	6-0	184	Fr.	HS	Valdosta, Ga. / Valdosta HS	74	Daniel King	OL
29	Jack Tchienchou	S	5-10	182	Fr.	HS	Atlanta, Ga. / Saint Pius X HS	32	Phillip Lee	BAN
30	Nick Troemel	K	6-0	184	Fr.	HS	Newnan, Ga. / Northgate HS	6	Chris Lewis	WR
30	AJ Swanson	CB	5-10	182	Fr.	HS	Pensacola, Fla. / West Florida Tech HS	2	Deyunkrea Lewis	TE
31	Raymond Cutts	BAN	6-3	243	Jr.	TR	Orlando, Fla. / Garden City CC	46	Zach Long	K
32	Phillip Lee	BAN	6-4	219	So.	1L	Jacksonville, Fla. / First Coast HS	15	Jordan Lovett	RB
33	Rondell Cole	SPR	6-3	197	Sr.	SQ	Harvest, Ala. / Mississippi College	25	Robert Marsh	WR
34	Tavares Williams Jr.	CB	5-10	184	R-Fr.	RS	Gainesville, Fla. / Buchholz HS	20	Asa Martin	RB
35	Malaki Pegues	BAN	6-4	212	Fr.	HS	Oxford, Miss. / Oxford HS	42	Blake Matthews	LB
36	Gage Theus	K	5-11	165	So.	TR	Andalusia HS / South Alabama	55	Tavon Matthews	OL
36	Tyre Young	CB	6-0	176	Fr.	HS	Kingsland, Ga. / Camden County HS	10	Jayden McDonald	LB
37	KC Bradford	S	5-11	188	Fr.	HS	Troy, Ala. / Pike Liberal Arts School	22	Tae Meadows	RB
38	Christian Nunnery	RB	5-8	190	Fr.	HS	Destrehan, Ala. / Destrehan HS	95	Luis Medina	DE
38	Tye Pouncey	CB	6-0	173	Jr.	SQ	Birmingham, Ala. / Pinson Valley HS	57	Noah Mercer	OL

# NUMERICAL ROSTER | GAME NINE

No.	Name	Pos.	Ht.	Wt.	Yr.	Exp.	Hometown/Last School	No.	Name	Pos.
39	Riley Slaughter	LB	6-1	225	R-Fr.	RS	Roswell, Ga. / Roswell HS	24	LaBarryon Moore	S
40	Scott Taylor Renfroe	K	6-1	198	So.	1L	Troy, Ala. / Pike Liberal Arts School	38	Christian Nunnery	RB
41	Will Spain	LS	5-11	218	R-So.	TR	Memphis, Tenn. / Austin Peay	89	Clayton Ollendieck	TE
42	Blake Matthews	LB	6-3	209	R-Fr.	RS	Bremen, Ga. / Bremen HS	93	Jaden Palms	DT
43	Elliot Janish	P	6-4	203	Jr.	TR	Midwest City, Okla. / Langston	23	Landon Parker	WR
43	Azlan Williams	LB	5-11	186	So.	HS	Milbrook, Ala. / East Memorial Christian	35	Malaki Pegues	BAN
44	Jordan Stringer	LB	6-2	219	So.	1L	Augusta, Ga. / Laney HS	92	Julian Peterson	DT
44	Alex Cash	TE	6-4	220	Fr.	HS	Opelika, Ala. / Lee-Scott Academy	1	Dell Pettus	S
45	Luke Hodge	LB	6-1	225	R-Fr.	RS	Oneonta, Ala. / Oneonta HS	52	Elijah Philippe	OL
46	Zach Long	K	6-3	191	So.	1L	Tampa, Fla. / Hillsborough HS	97	AJ Pierce	DT
46	Nic Floyd	CB	6-2	180	Fr.	HS	Eufaula, Ala. / Eufaula HS	38	Tye Pouncey	CB
47	Anthony Butler	BAN	6-3	205	Jr.	TR	Pelham, Ala. / Culver Stockton	25	Justin Powe	S
48	Robert Cole	P	5-10	215	Jr.	TR	Coral Springs, Fla. / NM Military Institute	58	Elijah Prather	OL
49	Tyce Khatri	FB	6-0	235	Fr.	HS	Prattville, Ala. / Prattville HS	90	Ty'Quarius Perry	DT
50	Boaz Stanley	OL	6-4	300	So.	TR	Bogart, Ga. / Georgia Military	14	Caleb Ransaw	SPR
51	Jackson Stein	DT	6-0	284	So.	TR	Valencia, Calif. / College of the Canyons	96	Kenny Reedy	DT
52	Elijah Philippe	OL	6-7	300	So.	TR	Newark, N.J. / Lackawanna College	40	Scott Taylor Renfroe	K
52	Noah Wright	DE	6-1	250	So.	TR	North August, S.C. / Livingston College	28	Tim Roberson	CB
53	Quentin Skinner	LS	6-0	253	Sr.	1L	Buford, Ga. / LSU	23	Chris Rodgers	SPR
55	Tavon Matthews	OL	6-1	314	Sr.	TR	Woodbridge, Va. / East Tennessee State	4	Marcus Rogers	WR
57	Noah Mercer	OL	6-3	288	Fr.	HS	Marianna, Fla. / Marianna HS	99	Fabian Rogosch	TE
58	Elijah Prather	OL	6-4	283	Fr.	HS	LaVergne, Tenn. / LaVergne HS	7	Devonte Ross	WR
59	Derrick Keith	OL	6-5	283	Fr.	HS	Murfreesboro, Tenn. / Riverdale HS	66	Eli Russ	OL
62	Billy Gilmore	OL	6-3	329	Fr.	HS	Irvington, Ala. / Alma Bryant HS	85	Eric Shaw	BAN
63	Carson Burt	OL	6-5	293	Jr.	3L	Fort Payne, Ala. / Fort Payne HS	13	JD Sherrod	QB
65	Tyler Cappi	OL	6-3	302	R-Fr.	RS	Priceville, Ala. / Priceville HS	53	Quentin Skinner	LS
66	Eli Russ	OL	6-4	319	So.	TR	Ardmore, Okla. / Oklahoma State	39	Riley Slaughter	LB
67	Grant Betts	OL	6-3	289	Sr.	5L	Spanish Fort, Ala. / Spanish Fort HS	69	Colby Smith	OL
69	Colby Smith	OL	6-8	341	So.	TR	Reidsville, N.C. / Auburn	6	Javon Solomon	DE
71	Kyler Gibson	OL	6-5	300	R-Fr.	RS	Munford, Ala. / Munford HS	41	Will Spain	LS
72	Obatara Idolor	OL	6-4	290	Fr.	HS	Dothan, Ala. / Dothan HS	50	Boaz Stanley	OL
73	Tyler Bell	OL	6-2	320	Fr.	HS	Memphis, Tenn. / Lausanne Collegiate HS	19	Darrell Starling	SPR
74	Daniel King	OL	6-5	335	Jr.	1L	Cairo, Ga. / Georgia Military College	51	Jackson Stein	DT
75	Kobe Williams	OL	6-4	305	So.	1L	Bixby, Okla. / NE Oklahoma A&M	2	Reddy Steward	CB
77	Derrick Graham	OL	6-4	314	So.	3L	Lake Minneola, Fla. / Lake Minneola HS	11	Deshon Stoudemire	WR
78	Jeremiah Frazier	OL	6-3	326	R-So.	1L	Pike Road, Ala. / Tennessee State	44	Jordan Stringer	LB
79	Blake Austin	OL	6-4	304	Jr.	TR	Johnson City, Tenn. / East Tennessee State	30	AJ Swanson	CB
80	Luke Harkless	WR	5-10	168	Fr.	HS	Montgomery, Ala. / Montgomery Catholic	3	Keyshawn Swanson	S
81	Robert Bruce	WR	5-11	171	R-So.	RS	Park Crossing, Ala. / Hudson Valley CC	24	Damien Taylor	RB
82	Jackson Thomas	WR	6-3	188	Fr.	HS	Millbrook, Ala. / Stanhope Elmore HS	29	Jack Tchienchou	S
83	DJ Epps	WR	6-1	179	R-Fr.	RS	Seale, Ala. / Russell County HS	36	Gage Theus	K
84	Caleb Chappelle	WR	5-10	180	So.	TR	The Woodlands, Texas / Blinn CC	82	Jackson Thomas	WR
85	Eric Shaw	BAN	6-5	214	So.	1L	Reeltown, Ala. / South Carolina	12	Terry Thomas	LB
86	Jackson Worley	TE	6-4	225	Fr.	HS	West Palm Beach, Fla. / The King's Academy	13	TJ Thompson	LB
87	Colton Walls	LS/TE	6-3	225	Fr.	HS	Millbrook, Ala. / Stanhope Elmore HS	30	Nick Troemel	K
88	Brody Dalton	TE	6-5	250	So.	TR	Fyffe, Ala. / UAB	28	Kimani Vidal	RB
89	Clayton Ollendieck	TE	6-4	235	Jr.	2L	Cresco, Iowa / Iowa Central CC	87	Colton Walls	LS/TE
90	Ty'Quarius Perry	DE	6-2	287	Fr.	HS	Birmingham, Ala. / Jackson-Olin HS	18	Gunnar Watson	QB
91	Deshaun Batiste	DE	6-2	261	Fr.	HS	New Orleans, La. / John F Kennedy HS	43	Azlan Williams	LB
92	Julian Peterson	DT	6-3	303	So.	1L	Pinson, Ala. / Pinson Valley HS	21	Jarris Williams	RB
93	Jaden Palms	DT	6-1	290	So.	HS	Chickasaw, Ala. / Chickasaw HS	75	Kobe Williams	OL
95	Luis Medina	DE	6-1	283	R-So.	3L	Summerville, Ga. / Chattooga HS	34	Tavares Williams Jr.	CB
96	Kenny Reedy	DT	6-1	283	R-Fr.	TR	Savannah, Ga. / Army	86	Jackson Worley	TE
97	AJ Pierce	DT	6-1	315	Sr.	4L	Dothan, Ala. / Northview HS	52	Noah Wright	DE
98	T.J. Jackson	DE	6-1	275	Jr.	2L	Millbrook, Ala. / Stanhope Elmore HS	18	Damaje Yancey	CB
99	Fabian Rogosch	TE	6-5	249	R-Fr.	RS	Hamburg, Germany / Hamburg	36	Tyre Young	CB

# GAME NINE | ROSTER BREAKDOWN

## QUARTERBACKS

9	Goose Crowder	QB	6-2	214	So.	TR	Gardendale, Ala. / West Virginia
10	Tucker Kilcrease	QB	6-1	207	R-Fr.	RS	Brantley, Ala. / Brantley HS
13	JD Sherrod	QB	6-2	201	Fr.	HS	Memphis, Tenn. / Briarcrest Christian HS
17	Jameson Holcomb	QB	6-2	170	R-Fr.	RS	Murfreesboro, Tenn. / Riverdale HS
18	Gunnar Watson	QB	6-3	210	Sr.	5L	Butler, Ga. / Taylor County HS

## RUNNING BACKS

15	Jordan Lovett	RB	5-10	196	Fr.	HS	Statesboro, Ga. / Statesboro HS
20	Asa Martin	RB	5-11	205	Sr.	TR	Courtland, Ala. / Memphis
21	Jarris Williams	RB	5-10	194	So.	1L	Mobile, Ala. / Blount HS
22	Tae Meadows	RB	5-10	194	R-Fr.	R-HS	Roanoke, Ala. / Handley HS
24	Damien Taylor	RB	5-10	214	So.	2L	Northport, Ala. / Tuscaloosa County HS
26	DeWhitt Betterson Jr.	RB	6-0	204	R-Fr.	RS	Ocala, Fla. / Vanguard HS
28	Kimani Vidal	RB	5-8	215	Jr.	3L	Marietta, Ga. / Marietta HS
38	Christian Nunnery	RB	5-8	190	Fr.	HS	Destrehan, Ala. / Destrehan HS

## WIDE RECEIVERS

1	Jabre Barber	WR	5-10	174	Jr.	3L	Dothan, Ala. / Dothan HS
4	Marcus Rogers	WR	6-3	211	R-Sr.	3L	Smyrna, Ga. / Iowa Western CC
6	Chris Lewis	WR	6-4	204	So.	TR	Pleasant Grove, Ala. / Kentucky
7	Devonte Ross	WR	5-11	162	So.	1L	Cartersville, Ga. / Cartersville HS
11	Deshon Stoudemire	WR	6-1	186	Sr.	2L	Stone Mountain, Ga. / Iowa Western CC
12	MJ Johnson	WR	5-8	171	Fr.	HS	Enterprise, Ala. / Enterprise HS
16	Peyton Higgins	WR	5-10	176	So.	2L	Florence, Ala. / Mars Hill Bible School
23	Landon Parker	WR	6-3	204	Sr.	TR	Concord, N.C. / Wofford
25	Robert Marsh	WR	5-7	148	So.	SQ	Phenix City, Ala. / Central HS
27	TJ Booker	WR	6-1	185	Fr.	HS	Atlanta, Ga. / West Lake HS
80	Luke Harkless	WR	5-10	168	Fr.	HS	Montgomery, Ala. / Montgomery Catholic
81	Robert Bruce	WR	5-11	171	R-So.	RS	Park Crossing, Ala. / Hudson Valley CC
82	Jackson Thomas	WR	6-3	188	Fr.	HS	Millbrook, Ala. / Stanhope Elmore HS
83	DJ Epps	WR	6-1	179	R-Fr.	RS	Seale, Ala. / Russell County HS
84	Caleb Chappelle	WR	5-10	180	So.	TR	The Woodlands, Texas / Blinn CC

## TIGHT ENDS/FULLBACKS


2	Deyunkrea Lewis	TE	6-3	245	Jr.	3L	Montgomery, Ala. / Lee HS
14	Ethan Conner	TE	6-4	225	Jr.	TR	Columbus, Miss. / East Mississippi CC
44	Alex Cash	TE	6-4	220	Fr.	HS	Opelika, Ala. / Lee-Scott Academy
49	Tyce Khatri	FB	6-0	235	Fr.	HS	Prattville, Ala. / Prattville HS
86	Jackson Worley	TE	6-4	225	Fr.	HS	West Palm Beach, Fla. / The King's Academy
87	Colton Walls	LS/TE	6-3	225	Fr.	HS	Millbrook, Ala. / Stanhope Elmore HS
88	Brody Dalton	TE	6-5	250	So.	TR	Fyffe, Ala. / UAB
89	Clayton Ollendieck	TE	6-4	235	Jr.	2L	Cresco, Iowa / Iowa Central CC
99	Fabian Rogosch	TE	6-5	249	R-Fr.	RS	Hamburg, Germany / Hamburg

## OFFENSIVE LINE

50	Boaz Stanley	OL	6-4	300	So.	TR	Bogart, Ga. / Georgia Military
52	Elijah Philippe	OL	6-7	300	So.	TR	Newark, N.J. / Lackawanna College
55	Tavon Matthews	OL	6-1	314	Sr.	TR	Woodbridge, Va. / East Tennessee State
57	Noah Mercer	OL	6-3	288	Fr.	HS	Marianna, Fla. / Marianna HS
58	Elijah Prather	OL	6-4	283	Fr.	HS	LaVergne, Tenn. / LaVergne HS
59	Derrick Keith	OL	6-5	283	Fr.	HS	Murfreesboro, Tenn. / Riverdale HS
62	Billy Gilmore	OL	6-3	329	Fr.	HS	Irvington, Ala. / Alma Bryant HS
63	Carson Burt	OL	6-5	293	Jr.	3L	Fort Payne, Ala. / Fort Payne HS
65	Tyler Cappi	OL	6-3	302	R-Fr.	RS	Priceville, Ala. / Priceville HS
66	Eli Russ	OL	6-4	319	So.	TR	Ardmore, Okla. / Oklahoma State
67	Grant Betts	OL	6-3	289	Sr.	5L	Spanish Fort, Ala. / Spanish Fort HS
69	Colby Smith	OL	6-8	341	So.	TR	Reidsville, N.C. / Auburn
71	Kyler Gibson	OL	6-5	300	R-Fr.	RS	Munford, Ala. / Munford HS
72	Obatara Idolor	OL	6-4	290	Fr.	HS	Dothan, Ala. / Dothan HS
73	Tyler Bell	OL	6-2	320	Fr.	HS	Memphis, Tenn. / Lausanne Collegiate HS
74	Daniel King	OL	6-5	335	Jr.	1L	Cairo, Ga. / Georgia Military College
75	Kobe Williams	OL	6-4	305	So.	1L	Bixby, Okla. / NE Oklahoma A&M
77	Derrick Graham	OL	6-4	314	So.	3L	Lake Minneola, Fla. / Lake Minneola HS
78	Jeremiah Frazier	OL	6-3	326	R-So.	1L	Pike Road, Ala. / Tennessee State
79	Blake Austin	OL	6-4	304	Jr.	TR	Johnson City, Tenn. / East Tennessee State

## TROY COACHING STAFF

### GAME LOCATION



**JON SUMRALL**  
HEAD COACH


-----  
SIDELINE

### OFFENSE




**GARY BANKS**  
WIDE RECEIVERS

-----  
SIDELINE



**JOE BERNARDI**  
OFFENSIVE LINE

-----  
SIDELINE




**JOE CRADDOCK**  
OC / QB

-----  
SIDELINE



**BROCK HAYS**  
RUNNING BACKS

-----  
SIDELINE



**EVAN MCKISACK**  
TIGHT ENDS

-----  
PRESS BOX

## DEFENSIVE LINE

0	Jamarcus Chatman	DE	6-2	267	Sr.	2L	Rome, Ga. / Florida State
4	Buddha Jones	DT	6-3	317	Sr.	2L	Tallahassee, Fla. / Kent State
6	Javon Solomon	DE	6-2	249	Jr.	4L	Tallahassee, Fla. / Godby HS
9	Richard Jibunor	BAN	6-3	229	Sr.	3L	Delta State, Nigeria / Auburn
15	Zach Edwards	DE	6-3	280	Jr.	TR	Starkville, Miss. / Louisville
31	Raymond Cutts	BAN	6-3	243	Jr.	TR	Orlando, Fla. / Garden City CC
32	Phillip Lee	BAN	6-4	219	So.	1L	Jacksonville, Fla. / First Coast HS
35	Malaki Pegues	BAN	6-4	212	Fr.	HS	Oxford, Miss. / Oxford HS
47	Anthony Butler	BAN	6-3	205	Jr.	TR	Pelham, Ala. / Culver Stockton
51	Jackson Stein	DT	6-0	284	So.	TR	Valencia, Calif. / College of the Canyons
52	Noah Wright	DE	6-1	250	So.	TR	North August, S.C. / Livingston College
85	Eric Shaw	BAN	6-5	214	So.	1L	Reeltown, Ala. / South Carolina
90	Ty'Quarius Perry	DE	6-2	287	Fr.	HS	Birmingham, Ala. / Jackson-Olin HS
91	Dashaun Batiste	DE	6-2	261	Fr.	HS	New Orleans, La. / John F Kennedy HS
92	Julian Peterson	DT	6-3	303	So.	1L	Pinson, Ala. / Pinson Valley HS
93	Jaden Palms	DE	6-1	290	So.	HS	Chickasaw, Ala. / Chickasaw HS
95	Luis Medina	DE	6-1	283	R-So.	3L	Summerville, Ga. / Chattooga HS
96	Kenny Reedy	DT	6-1	283	R-Fr.	TR	Savannah, Ga. / Army
97	AJ Pierce	DE	6-1	315	Sr.	4L	Dothan, Ala. / Northview HS
98	T.J. Jackson	DE	6-1	275	Jr.	2L	Millbrook, Ala. / Stanhope Elmore HS

## LINEBACKERS

10	Jayden McDonald	LB	6-0	227	R-Jr.	3L	Suwanee, Ga. / Iowa
12	Terry Thomas	LB	6-0	214	So.	1L	Childersburg, Ala. / Childersburg HS
13	TJ Thompson	LB	6-0	226	So.	TR	Bolton, Miss. / East Central CC
20	Keyshawn Campbell	LB	6-0	207	Fr.	HS	Vero Beach, Fla. / Vero Beach HS
22	Steven Cattledge	LB	6-3	230	Jr.	TR	Columbus, Miss. / East Mississippi CC
24	Blake Matthews	LB	6-3	209	R-Fr.	RS	Bremen, Ga. / Bremen HS
39	Riley Slaughter	LB	6-1	225	R-Fr.	RS	Roswell, Ga. / Roswell HS
43	Azlan Williams	LB	5-11	186	So.	HS	Millbrook, Ala. / East Memorial Christian
44	Jordan Stringer	LB	6-2	219	So.	1L	Augusta, Ga. / Laney HS
45	Luke Hodge	LB	6-1	225	R-Fr.	RS	Oneonta, Ala. / Oneonta HS

## CORNERBACKS

2	Reddy Steward	CB	5-11	178	Sr.	4L	Decatur, Ala. / Austin HS
5	Don Callis	CB	6-0	184	Sr.	TR	Los Angeles, Calif. / East Central Oklahoma
11	O'shai Fletcher	CB	5-11	172	Sr.	5L	Huntsville, Ala. / Randolph School
18	Damaje Yancey	CB	6-1	189	Jr.	TR	Long Beach, Calif. / Southern Utah
21	LJ Green	CB	5-10	159	Fr.	HS	Montgomery, Ala. / Montgomery Catholic
28	Tim Roberson	CB	6-0	184	Fr.	HS	Valdosta, Ga. / Valdosta HS
30	AJ Swanson	CB	5-10	182	Fr.	HS	Pensacola, Fla. / West Florida Tech HS
36	Tyre Young	CB	6-0	176	Fr.	HS	Kingsland, Ga. / Camden County HS
38	Tye Pouncey	CB	6-0	173	Jr.	SQ	Birmingham, Ala. / Pinson Valley HS
46	Nic Floyd	CB	6-2	180	Fr.	HS	Eufaula, Ala. / Eufaula HS


## SAFETIES / SPEARS

1	Dell Pettus	S	5-11	205	Sr.	4L	Harvest, Ala. / Sparkman HS
3	Keyshawn Swanson	S	5-11	187	Jr.	2L	Pensacola, Fla. / Akron
7	Reggie Bracy	S	6-0	196	Jr.	TR	Mobile, Ala. / Iowa
8	Irshaad Davis	S	5-9	189	Sr.	TR	Carol City, Fla. / Alabama State
14	Caleb Ransaw	CB	6-0	197	Jr.	2L	Harvest, Ala. / Sparkman HS
16	Dasheen Jackson	S	6-1	210	Jr.	TR	Columbus, Ga. / Hutchinson CC
17	Carloss Crawford	S	6-2	192	Sr.	3L	Memphis, Tenn. / Coffeyville CC
19	Darrell Starling	SPR	6-1	216	R-So.	3L	Pelham, Ga. / Pelham HS
23	Chris Rodgers	SPR	6-2	216	Fr.	HS	Corinth, Miss. / Corinth HS
25	Justin Powe	S	6-0	201	R-Fr.	RS	Mobile, Ala. / Davidson HS
26	Dorion Jackson	S	6-2	198	Fr.	HS	Wetumpka, Ala. / Wetumpka HS
27	John Butler	S	6-0	181	So.	1L	Sebastian River, Fla. / Sebastian River HS
29	Jack Tchienchou	S	5-10	182	Fr.	HS	Atlanta, Ga. / Saint Pius X HS
33	Rondell Cole	SPR	6-3	197	Sr.	SQ	Harvest, Ala. / Mississippi College
34	Tavares Williams Jr.	S	5-10	184	R-Fr.	RS	Gainesville, Fla. / Buchholz HS
37	KC Bradford	S	5-11	188	Fr.	HS	Troy, Ala. / Pike Liberal Arts School
42	LaBarryon Moore	S	6-0	180	Fr.	HS	McCalla, Ala. / McAdory HS

## SPECIALISTS

30	Nick Troemel	K	6-0	184	Fr.	HS	Newnan, Ga. / Northgate HS
36	Gage Theus	K	5-11	165	So.	TR	Andalusia HS / South Alabama
40	Scott Taylor Renfroe	K	6-1	198	So.	1L	Troy, Ala. / Pike Liberal Arts School
41	Will Spain	LS	5-11	218	R-So.	TR	Memphis, Tenn. / Austin Peay
43	Elliot Janish	P	6-4	203	Jr.	TR	Midwest City, Okla. / Langston
46	Zach Long	K	6-3	191	So.	1L	Tampa, Fla. / Hillsborough HS
48	Robert Cole	P	5-10	215	Jr.	TR	Coral Springs, Fla. / NM Military Institute
53	Quentin Skinner	LS	6-0	253	Sr.	1L	Buford, Ga. / LSU
87	Colton Walls	LS/TE	6-3	225	Fr.	HS	Millbrook, Ala. / Stanhope Elmore HS

## DEFENSE



**GREG GASPARATO**  
DC / SAFETIES

-----  
SIDELINE



**BAM HARDMON**  
BANDITS/ OLB

-----  
PRESS BOX




**ERIC MCDANIEL**  
DEFENSIVE LINE

-----  
SIDELINE



**TRAVIS PEARSON**  
CORNERBACKS

-----  
SIDELINE



**TAYLER POLK**  
LINEBACKER

-----  
SIDELINE

## SPECIAL TEAMS



**JAMES VOLLONO**  
ANALYST

-----  
SIDELINE



# JON SUMRALL

## SECOND SEASON (18-4)

After leading Troy to the best season in its FBS history, Jon Sumrall returns for his second season as head coach. He was named Troy's football head coach on December 2, 2021. Sumrall returns to Troy after spending three seasons (2015-17) as the assistant head coach on Neal Brown's staff.

His first season at Troy couldn't have been scripted any better as the Trojans posted a 12-2 record, won the Sun Belt Conference championship, ended the season on an 11-game winning streak – second only to National Champion Georgia – won the only bowl matchup pitting two conference champions by defeating UTSA in the Cure Bowl.

It was a season of firsts for the Trojans under Sumrall in 2022, as Troy finished the season ranked in a major poll for the first time in program history, checking in at No. 19 in the AP Top 25 and No. 20 in the USA Today/Coaches Poll. Additionally, Troy's appearance in the Coaches Poll and College Football Playoff Poll after its Sun Belt Championship Game victory were also firsts for the program.

Troy hosted and appeared in the Sun Belt Championship Game for the first time and reached the 12-win mark at the FBS level for the first time.

Sumrall was named the Sun Belt Conference Coach of the Year and Carlton Martial, who Sumrall recruited as a walk-on during his days as an assistant coach, was named the Sun Belt Defensive Player of the Year after he broke the NCAA FBS record for career tackles, in addition to Sun Belt and Troy career tackle marks.

Troy paced the Sun Belt with six first team selections in 2022, and Martial became the first offensive or defensive player to become a four-time All-Sun Belt First Team selection in league history.

Known as a defensive mastermind, Sumrall's first defensive installment at Troy did not disappoint. Troy held all 14 of its opponents to under their season average in scoring, including three of the top 25 scoring teams in the country – UTSA, Western Kentucky and App State. The Trojans limited UTSA to just 10 offensive points in the Cure Bowl, with three of those 10 points coming on a 4-play, 7-yard drive following a turnover; the Roadrunners entered the game averaging 38.7 points per game.

The Trojans held eight of its 14 opponents scoreless in the fourth quarter and allowed an average of just 3.64 points in the final 15 minutes of the game. Additionally, Troy ranked eighth nationally in turnovers gained, 14th in sacks, eighth in scoring defense, 19th in total defense and 24th in rushing defense.

Offensively, Kimani Vidal became the 11th 1,000-yard rusher in program history, while center Jake Andrews was selected by the New England Patriots in the 4th Round of the NFL Draft, Troy's first draft pick in six seasons. Andrews was invited to the NFL Combine while he and Martial played in the Senior Bowl. Additionally, left tackle Austin Stidham was a finalist for the Campbell Trophy and earned Academic All-America honors for the third time in his career.

Promoted to co-defensive coordinator on Mark Stoops' staff at Kentucky prior to the 2021 season, Sumrall coached the Wildcats' inside linebackers for the squad that finished the season with a 10-3 record and

ranked as high as No. 22 in the country. Kentucky finished second in the SEC East, marking the first time since the league split into divisions in 1992 that UK ended the season in sole possession of second place in the East. The Wildcats allowed 17 or fewer points in seven of its 12 games in 2021 and held No. 1 Georgia to its second-lowest offensive output of the season.

Kentucky finished with the nation's No. 25 defense in addition to ranking third in fourth-down defense, 20th in rushing defense and 13th in defensive touchdowns.

During his first tenure at Troy, Sumrall helped lead the Trojans to a pair of bowl victories, the school's first since 2010, the 2017 Sun Belt Conference title, and a stunning victory at LSU.

In his first season at Troy, the Trojans finished with the second-best turnaround nationally in opponent 3rd-down percentage (14.62 percent), the fourth-best turnaround in yards per play allowed (-1.13), the fifth-best improvement in tackles for loss per game (2.59) and 16th-best improvement in total defense (-62.7).

Troy held opponents to 391.2 yards per game, an improvement of 62.8 yards from the previous season and under 400 yards for the first time since the 2008 season. The Trojans scored five defensive touchdowns, the third-most in the country and most by a Troy team since 2004.

Troy finished the 2016 season 10-3 with a victory in the Dollar General Bowl, the first top-25 ranking in school and Sun Belt Conference history and the best win-improvement in the country.

Sumrall departed Troy for Ole Miss before the 2018 season and returned to his alma mater in Lexington, Kentucky the following year.

UK's defense kept every opponent at or below 30 points, the first time the Wildcats have done that since 1979. UK ended the season with a thrilling win over Virginia Tech in the Belk Bowl, UK's fourth straight bowl appearance.

Sumrall was a three-year letterwinner at middle linebacker at Kentucky from 2002-04. He started every game in 2004, leading the Wildcats with 72 tackles. He also excelled off the field as he was named to the SEC Academic Honor Roll and was selected to the Frank G. Ham Society of Character. After earning his degree in finance in 2005, Sumrall served as a graduate assistant for the Wildcats during the 2005 and 2006 seasons under head coach Rich Brooks.

He left Kentucky in 2007 and spent five seasons under head coach Ron Caragher in various positions at San Diego, including defensive coordinator during his final two seasons. He served as the defensive line coach, recruiting coordinator and camp coordinator for the first three years before assuming the defensive coordinator and linebackers coaching role in 2010. During his final season with the Toreros, Sumrall was promoted to assistant head coach.

Before joining the Troy staff in 2015, Sumrall spent three seasons at Tulane (2012-14), where he coached the defensive line the first two seasons before coaching the linebackers his final season.

He is married to the former Ginny Nixon, also of Huntsville, and the couple has four children, Sam, Sadie, Stella and Selah.

### PERSONAL

- Birthday:** July 5, 1982
- Age:** 41
- Hometown:** Huntsville, Ala.
- Education:** Kentucky (B.S. - Finance 2005)
- Wife:** Ginny (Nixon)
- Children:** Sam, Sadie, Stella, Selah

### COACHING EXPERIENCE

2023 - Troy (Head Coach)	6-2
2022 - Troy (Head Coach)	12-2
2021 - Kentucky (Co-Defensive Coord. / ILB)	10-3*
2020 - Kentucky (Co-Defensive Coord. / ILB)	5-6*
2019 - Kentucky (Inside Linebackers)	8-5*
2018 - Ole Miss (Linebackers)	5-7
2017 - Troy (Asst. HC / Linebackers / ST)	11-2*
2016 - Troy (Asst. HC / Linebackers / ST)	10-3*
2015 - Troy (Asst. HC / Linebackers / ST)	4-8
2014 - Tulane (Co-Defensive Coord. / LB)	3-9
2013 - Tulane (Co-Defensive Coord. / DL)	7-6*
2012 - Tulane (Co-Defensive Coord. / DL)	2-10
2011 - San Diego (Asst. HC / Def. Coord. / LB)	9-2
2010 - San Diego (Asst. HC / Def. Coord. / LB)	5-6
2009 - San Diego (Defensive Line)	4-7
2008 - San Diego (Defensive Line)	9-2
2007 - San Diego (Defensive Line)	9-2
2006 - Kentucky (Graduate Assistant)	8-5*
2005 - Kentucky (Graduate Assistant)	3-8

### BOWL HISTORY

Year	Bowl	Opponent	Result
2022	Cure	UTSA	W, 18-12
2021	Citrus	Iowa	W, 20-17
2020	Gator	NC State	W, 23-21
2019	Belk	Virginia Tech	W, 27-24
2017	New Orleans	North Texas	W, 50-30
2016	Dollar General	Ohio	W, 28-23
2013	New Orleans	Louisiana	L, 21-24
2006	Music City	Clemson	W, 28-20

## SUMRALL BY THE NUMBERS

<b>Category</b> .....	<b>Record</b>
Overall Record .....	18-4
Home .....	10-1
Away .....	7-3
Neutral.....	1-0
Day (Start Prior to 6 p.m) .....	11-3
Night (Start after 6 p.m.) .....	7-1
vs. Coaches Ranked .....	1-2
vs. Coaches Top 10 .....	0-0
vs. FBS.....	16-4
vs. FCS.....	2-0
vs. Teams from Alabama .....	2-0
vs. Sun Belt .....	11-2
vs. C-USA .....	3-0
vs. SWAC.....	1-0
vs. SEC.....	0-1
vs. UAC.....	1-0
vs. Big 12.....	0-1
More Than Seven Days to Prepare .....	4-1
Less Than Seven Days to Prepare .....	1-0
Outrushing Opponent .....	12-0
Outrushed by Opponent .....	6-4
Rushing for 200 Yards .....	5-0
Rushing for 300 Yards .....	2-0
Opponent Less Than 100-yards Rushing .....	10-0
Outpassing Opponent .....	12-3
Outpassed by Opponent .....	6-1
Passing for 300-399 yards.....	4-2
Passing for 400-499 yards.....	1-0
Passing for 500+ yards.....	0-0
Allowing 1-199 Yards Passing .....	10-2
Allowing 200-299 Yards Passing .....	6-2
Allowing 300+ Yards Passing .....	2-0
400-499 Total Offense .....	8-0
500-599 Total Offense .....	4-0
600+ Total Offense.....	0-0
More Total Offense than Opponent .....	13-1
Same Total Offense as Opponent .....	0-0
Less Total Offense than Opponent .....	5-3
Allowing 399 or Less Total Offense.....	15-2
Allowing 400-499 Total Offense .....	3-2
Allowing 500+ Total Offense .....	0-0
Committing Fewer Turnovers .....	8-2
Committing More Turnovers .....	6-2
Turnovers are even .....	4-0
Less than 30:00 of Time of Possession .....	7-2
More than 30:00 of Time of Possession .....	11-2
Scoring First .....	10-0
Opponent Scores First .....	8-4
Leading After the 1st Quarter .....	11-0
Trailing After the 1st Quarter .....	3-3
Tied After the 1st Quarter .....	4-1
Leading at Halftime .....	11-1
Trailing at Halftime .....	7-3
Tied at Halftime .....	0-0
Leading After the 3rd Quarter .....	13-0
Trailing After the 3rd Quarter .....	4-4
Tied After the 3rd Quarter .....	1-0
Scoring 0-10 Points .....	2-1
Scoring 11-20 Points .....	4-2
Scoring 21-30 Points .....	4-1
Scoring 31-40 Points .....	5-0
Scoring 41-plus Points .....	3-0
Opponent Scores 0-10 Points .....	7-0
Opponent Scores 11-20 Points .....	7-1
Opponent Scores 21-30 Points .....	4-1
Opponent Scores 31-40 Points .....	0-1
Opponent Scores 41-plus Points .....	0-1
Decided by 3 or fewer points .....	3-1
Decided by 4-7 points.....	4-1
Decided by 8-10 points.....	1-0
Decided by 11-19 points.....	5-1
Decided by 20-Plus points .....	5-1
Individual 100-yard Rusher.....	8-0
Opponent 100-yard Rusher.....	5-1
Individual 100-yard Receiver .....	9-0
Opponent 100-yard Receiver .....	4-0
Individual 300-yard Passer .....	5-2
Individual 400-yard Passer .....	0-0

## TEAM NOTES

### DEFENDING VETERANS MEMORIAL STADIUM

• Troy has defended its home turf as well as anybody in the state of Alabama and the Sun Belt Conference.

#### Alabama FBS Schools Since 2007:

1. Alabama .....	106-9 (.922)
2. Auburn .....	90-31 (.744)
<b>3. Troy .....</b>	<b>64-28 (.696)</b>
4. UAB .....	49-30 (.620)
5. South Alabama.....	38-33 (.535)

#### Sun Belt Since 2007:

1. James Madison .....	9-1 (.900)
2. Appalachian State .....	49-10 (.831)
3. Georgia Southern.....	41-15 (.732)
4. Arkansas State.....	66-28 (.702)
<b>5. Troy .....</b>	<b>64-28 (.696)</b>
6. Marshall .....	71-32 (.689)
7. Louisiana .....	63-31 (.670)
8. Coastal Carolina .....	26-14 (.650)
9. Old Dominion .....	29-23 (.558)
10. South Alabama.....	38-33 (.535)
11. ULM.....	48-42 (.533)
12. Southern Miss.....	52-46 (.531)
13. Texas State .....	29-40 (.420)
14. Georgia State .....	26-37 (.413)

\* Totals are from FBS seasons only

### TROY'S SUSTAINED SUN BELT SUCCESS

• Troy joined the Sun Belt in 2004.

#### By Sun Belt Wins (Since 2004)

Records reflect games vacated by NCAA

<b>1. Troy .....</b>	<b>93-55</b>
2. Arkansas State.....	81-62
Louisiana .....	81-55
4. ULM.....	65-85
5. Appalachian State .....	59-17
6. Georgia Southern.....	43-33
7. Middle Tennessee % .....	39-29
8. South Alabama.....	35-56
9. Georgia State .....	33-50
10. Coastal Carolina .....	29-24
11. Florida Atlantic % .....	26-34
12. North Texas % .....	23-44
FIU % .....	23-37
14. Texas State .....	22-62
15. Western Kentucky % .....	17-22
16. Idaho % .....	15-24
17. New Mexico State & .....	14-25
18. James Madison .....	11-2
19. Marshall .....	6-6
20. Old Dominion.....	5-8
21. Southern Miss.....	4-9
22. Utah State % .....	2-5

#### By Sun Belt Winning Percentage (Since 2004)

Records reflect games vacated by NCAA

1. James Madison .....	.846
2. Appalachian State .....	.776
<b>3. Troy .....</b>	<b>.628</b>
4. Louisiana .....	.596
5. Middle Tennessee % .....	.573
6. Arkansas State.....	.566
Georgia Southern.....	.566
8. Coastal Carolina .....	.547
9. Marshall .....	.500
10. Western Kentucky % .....	.436
11. ULM.....	.433
Florida Atlantic % .....	.433
13. Georgia State .....	.398
14. Old Dominion.....	.385
South Alabama.....	.385
Idaho % .....	.385

17. FIU % .....	.383
18. New Mexico State % .....	.359
19. North Texas % .....	.343
20. Southern Miss .....	.308
21. Utah State % .....	.286
22. Texas State .....	.262

#### By Sun Belt Wins (Overall 2001-present)

Records reflect games vacated by NCAA

<b>1. Troy (2004-pr.) .....</b>	<b>93-55</b>
2. Arkansas State (2001-pr.) .....	90-73
3. Louisiana (2001-pr.) .....	89-66
4. ULM (2001-pr.).....	70-98
5. Appalachian State (2014-pr.).....	58-17
6. Middle Tennessee % (2001-12).....	50-37
7. Georgia Southern (2014-pr.) .....	42-33
8. North Texas % (2001-12).....	41-45
9. South Alabama (2012-pr.) .....	35-55
10. Georgia State (2013-pr.).....	33-49
11. Coastal Carolina (2017).....	28-24
12. Florida Atlantic % (2005-12).....	26-34
13. New Mexico State % (2001-04, 14-17).....	25-33
14. Texas State (2013-pr.).....	23-61
FIU % (2005-12) .....	23-37
16. Western Kentucky % (2009-13).....	21-23
17. Idaho % (2001-04, 14-17).....	20-38
18. James Madison (2022).....	10-2
19. Marshall (2022).....	6-5
20. Utah State % (2003-04).....	5-9
Old Dominion (2022).....	5-7
22. Southern Miss (2022).....	4-8

#### By Winning Percentage (Overall)

Records reflect games vacated by NCAA

1. James Madison .....	.846
2. Appalachian State .....	.776
<b>3. Troy .....</b>	<b>.628</b>
4. Middle Tennessee % .....	.575
5. Louisiana .....	.574
6. Georgia Southern.....	.566
7. Arkansas State.....	.552
8. Coastal Carolina .....	.547
9. Marshall .....	.500
10. North Texas % .....	.477
Western Kentucky % .....	.477
12. Florida Atlantic % .....	.433
13. New Mexico State % .....	.431
14. ULM.....	.417
15. Georgia State .....	.398
16. South Alabama.....	.385
Old Dominion.....	.385
18. FIU % .....	.383
19. Utah State % .....	.357
20. Idaho % .....	.345
21. Southern Miss .....	.308
22. Texas State .....	.262

% Former Members

### ON THE ROAD IN THE BELT

• Since the 2006 season the Trojans have been among the best in the league on the road in Sun Belt Conference games.

1. James Madison.....	5-1 (.833)
2. Appalachian State.....	26-11 (.703)
3. Louisiana.....	46-22 (.676)
<b>4. Troy .....</b>	<b>42-26 (.618)</b>
5. Marshall.....	3-3 (.500)
Georgia Southern .....	18-18 (.500)
Coastal Carolina .....	12-12 (.500)
Arkansas State .....	32-32 (.500)
9. Georgia State .....	16-25 (.390)
10. ULM .....	24-45 (.348)
11. Old Dominion .....	2-5 (.286)
Southern Miss.....	2-5 (.286)
13. South Alabama .....	11-33 (.250)
14. Texas State .....	8-31 (.205)

## NCAA RANKINGS (130 TEAMS RANKED)

<b>Offense</b> .....	<b>TROY</b> .....	<b>USA</b>
Rushing.....	55.....	50
Passing.....	34.....	25
Total.....	31.....	20
Scoring.....	69.....	31
Sacks Allowed.....	72.....	88
Third Down Pct.....	61.....	15
Fourth Down Pct.....	96.....	49

<b>Defense</b> .....	<b>TROY</b> .....	<b>USA</b>
Rush.....	20.....	40
Pass Efficiency.....	27.....	76
Total.....	14.....	22
Scoring.....	17.....	38
Sacks.....	52.....	52
Tackles for Loss.....	28.....	41
Third Down Pct.....	21.....	45
Fourth Down Pct.....	14.....	26

<b>Returns</b> .....	<b>TROY</b> .....	<b>USA</b>
Punt.....	78.....	67
Kickoff.....	31.....	115
Punt Coverage.....	66.....	5
Kickoff Coverage.....	72.....	13

<b>Miscellaneous</b> .....	<b>TROY</b> .....	<b>USA</b>
Net Punting.....	111.....	70
Turnover Margin.....	42.....	82
Turnovers Gained.....	18.....	53
Time of Possession.....	23.....	67

<b>Rushing</b> .....	<b>Rank</b> .....	<b>Stat</b>
TROY..... Kimani Vidal.....	3.....	124.2
USA..... La'Damien Webb.....	41.....	84.2

<b>Passing Efficiency</b> .....	<b>Rank</b> .....	<b>Stat</b>
TROY..... Gunnar Watson.....	37.....	149.2
USA..... Carter Bradley.....	41.....	148.4

<b>Passing Yards</b> .....	<b>Rank</b> .....	<b>Stat</b>
TROY..... Gunnar Watson.....	27.....	269.8
USA..... Carter Bradley.....	28.....	269.5

<b>Total Offense</b> .....	<b>Rank</b> .....	<b>Stat</b>
TROY..... Gunnar Watson.....	45.....	259.6
USA..... Carter Bradley.....	42.....	268.4

<b>Receptions</b> .....	<b>Rank</b> .....	<b>Stat</b>
TROY..... Jabre Barber.....	62.....	4.9
USA..... Caullin Lacy.....	14.....	6.9

<b>Receiving Yards</b> .....	<b>Rank</b> .....	<b>Stat</b>
TROY..... Jabre Barber.....	39.....	76.9
USA..... Caullin Lacy.....	2.....	119.6

<b>Punting</b> .....	<b>Rank</b> .....	<b>Stat</b>
TROY.....		
USA.....		

<b>Punt Returns</b> .....	<b>Rank</b> .....	<b>Stat</b>
TROY.....		
USA..... Caullin Lacy.....	27.....	8.6

<b>Kickoff Returns</b> .....	<b>Rank</b> .....	<b>Stat</b>
TROY.....		
USA.....		

<b>Scoring</b> .....	<b>Rank</b> .....	<b>Stat</b>
TROY..... Scott Taylor Renfroe.....	21.....	8.9
USA..... La'Damien Webb.....	11.....	9.8

<b>Sacks</b> .....	<b>Rank</b> .....	<b>Stat</b>
TROY..... Javon Solomon.....	21.....	0.75
USA.....		

<b>Tackles</b> .....	<b>Rank</b> .....	<b>Stat</b>
TROY..... Jayden McDonald.....	N/A.....	6.5
USA..... James Miller.....	N/A.....	6.4

<b>Tackles for Loss</b> .....	<b>Rank</b> .....	<b>Stat</b>
TROY.....		
USA.....		

<b>Total Interceptions</b> .....	<b>Rank</b> .....	<b>Stat</b>
TROY..... Reddy Steward.....	17.....	3
USA..... Jaden Voisin.....	62.....	2

## THE SERIES

- Troy leads the all-time series against South Alabama by an 8-3 margin, and the Trojans have won the last five games in the series dating back to 2018.
- Troy is 3-2 all-time against South Alabama at Veterans Memorial Stadium ... the Jaguars won two of the first three games at The Vet but the Trojans have won the last two.
- Troy has outscored South Alabama 145-60 during its five-game winning streak.

## UNIFORM COMBOS

- For the eighth straight year, the Trojans have updated their wardrobe. The Trojans have added a new cardinal jersey to their rotation this year.

## 2023 COMBOS

	HELMET	JERSEY	PANTS
Stephen F. Austin	Cardinal	Black	Cardinal
Kansas State	Cardinal	White	White
James Madison	Black	Black	White
Western Kentucky	Silver	Cardinal (A)	Cardinal
Georgia State	Black	White	White
Arkansas State	Cardinal	Cardinal (A)	White
Army	Silver	White	Smoke
Texas State	Silver	White	White

## Record When (Under Jon Sumrall):

- Helmet** - Cardinal (5-2), Black (5-1), Silver (8-1)
- Jersey** - Cardinal (6-0), White (6-3), Black (3-1), Smoke (1-0), Cardinal (A) (2-0)
- Pants** - Black (5-0), White (7-3), Cardinal (5-1), Smoke (1-0)

## COMBINED WINS LAST EIGHT SEASONS

- Troy has won a combined 64 games since 2016, which is the 19th most nationally and fourth most among the G5.

Team	16	17	18	19	20	21	22	23	Total
Alabama	14	13	14	11	13	13	11	7	96
Clemson	14	12	15	14	10	9	11	4	90
Georgia	9	13	10	12	8	14	15	8	89
Ohio State	11	12	13	13	7	11	11	8	86
Oklahoma	11	12	12	12	9	11	6	7	80
Notre Dame	4	10	12	11	10	10	9	6	73
Michigan	10	8	10	9	2	11	13	8	72
App State	10	9	11	13	9	10	6	4	72
Penn State	11	11	9	11	4	7	11	7	71
LSU	10	9	8	15	5	6	10	6	69
Boise State	10	11	10	12	5	7	10	4	69
UCF	6	13	12	10	6	8	9	3	68
Oklahoma State	10	10	7	8	8	12	7	6	68
Wisconsin	11	13	8	10	4	9	7	5	67
Washington	12	10	10	8	3	4	11	8	66
Iowa	8	8	9	10	6	9	8	6	65
Utah	9	7	9	11	3	10	10	6	65
Memphis	8	10	8	12	8	6	7	6	65
<b>Troy</b>	<b>10</b>	<b>11</b>	<b>10</b>	<b>5</b>	<b>5</b>	<b>5</b>	<b>12</b>	<b>6</b>	<b>64</b>
San Diego St.	7	10	11	10	4	12	7	3	64
Cincinnati	4	4	11	11	9	13	8	2	63
Louisiana	6	5	7	11	10	13	6	5	63
Oregon	4	7	9	12	4	10	10	6	63

*Group of Five Teams*

- Troy's 18 wins over the last two seasons are tied for the sixth most in the country.

1.	Georgia	23
2.	Michigan	21
3.	Washington	19
	Ohio State	19
	Tulane	19
6.	<b>Troy</b>	<b>18</b>
	Alabama	18

## IN-SEASON BIRTHDAYS

Kimani Vidal.....	Aug. 28 (22)
Jordan Stringer .....	Aug. 31 (20)
Deyunkrea Lewis .....	Sept. 1 (21)
* Joe Craddock .....	Sept. 7 (38)
* Eric McDaniel.....	Sept. 8 (33)
<b>Devonte Ross.....</b>	<b>Sept. 9 (21)</b>
LJ Green.....	Sept. 14 (18)
<b>Jamarcus Chatman .....</b>	<b>Sept. 16 (23)</b>
Terry Thomas.....	Sept. 18 (22)
Tyler Cappi.....	Sept. 21 (20)
Riley Slaughter.....	Sept. 26 (20)
Grant Betts .....	Sept. 29 (24)
Keyshawn Swanson .....	Sept. 29 (23)
Kyler Gibson.....	Sept. 29 (20)
<b>Dorion Jackson .....</b>	<b>Sept. 30 (19)</b>
<b>Tavares Williams.....</b>	<b>Sept. 30 (20)</b>
Will Spain.....	Oct. 10 (21)
O'shai Fletcher.....	Oct. 19 (24)
Colton Walls .....	Oct. 19 (19)
* Gary Banks.....	Nov. 4 (42)
<b>Julian Peterson .....</b>	<b>Nov. 11 (21)</b>
* Greg Gasparato.....	Nov. 13 (37)
<b>Lab Moore.....</b>	<b>Nov. 25 (19)</b>
Derrick Keith.....	Nov. 27 (20)
Jayden McDonald .....	Nov. 28 (24)
<b>Luke Hodge .....</b>	<b>Dec. 3 (20)</b>
Luis Medina .....	Dec. 6 (22)
Colby Smith .....	Dec. 12 (21)
Tyler Bell.....	Dec. 14 (19)
Deshaun Batiste.....	Dec. 16 (20)
Caleb Ransaw .....	Dec. 22 (21)
MJ Johnson.....	Dec. 26 (18)
Billy Gilmore .....	Dec. 29 (19)

\* Denotes Coaching Staff Member

**Bold signifies game day**

## ROSTER MAKEOVER

• It's the new normal in college football, rosters will feature a lot of turnover each year and Troy was no different.

\* All Numbers were based off Aug. 1 rosters

### Most Scholarship Newcomers

1. Colorado	67
2. Arizona State / Texas State	53
<b>8. Troy</b>	<b>39</b>

### Most Transfers

1. Colorado	60
2. Texas State	39
<b>8. Troy</b>	<b>27</b>

### Fewest Returning Players

1. Colorado	25
2. Arizona State	41
3. Texas State	52
<b>4. Troy</b>	<b>57</b>

### Fewest Scholarship Returning Players

1. Colorado	9
2. Arizona State	31
<b>6. Troy</b>	<b>40</b>

## IMPRESSIVE WINNING STREAKS

• Troy saw its 12-game winning streak snapped with its loss at Kansas State on Sept. 9, it was the second longest active streak in the country at the time and the longest by Troy since 1987-88.

• Additionally, Troy's eight-game SBC winning streak (was the third-longest conference winning streak and longest

by a G5 school) and eight-game home winning streak (was the seventh longest and longest at the G5 level) was snapped with the loss to James Madison.

• Troy's 12-game winning streak was tied for the third-longest in Sun Belt history -- Louisiana, 15 (2021-22); App State 13 (2018-19); Coastal Carolina 12 (2019-20).

• Troy is no stranger to winning streaks with Jon Sumrall on staff.

• In 2016, Troy won seven straight games, which was the fourth longest at the time nationally. The Trojans also won the final seven games of the 2017 season to once again sit fourth nationally.

• From 2017 to 2018, Troy won seven straight road games until a loss at Liberty; that streak ranked as the second longest in the country.

## YEAR OF THE TROJANS

• The 2022-23 academic year was strong across the board for all of Troy Athletics.

• Troy and TCU were the only two schools in the country to finish with 12-plus wins in football, 20-plus wins in men's basketball and 40-plus wins in baseball.

• Troy's 11 programs that competed in head-to-head competition finished with a 365-213-7 record, .642 winning percentage.

• Troy's 12 wins in football were the most of any program in the state of Alabama.

## TROJANS VS. RANKED FOES

• The Trojans have faced a nationally-ranked opponent 31 times since moving to the FBS in 2001. Troy is 3-28 all-time against nationally ranked (FBS) opponents.

Year	Opponent	Rank	Result
2001	Nebraska	4	L, 14-42
2001	Miami	1	L, 7-38
2001	Maryland	15	L, 14-47
2002	Nebraska	9	L, 16-31
2002	Iowa State	21	L, 12-42
2003	Kansas State	7	L, 5-41
2003	Nebraska	12	L, 0-30
2004	* Missouri	17	W, 24-14
2004	LSU	17	L, 20-24
2006	Florida State	9	L, 17-24
2006	Nebraska	23	L, 0-56
2007	Arkansas	20	L, 26-46
2007	Florida	3	L, 31-59
2007	Georgia	10	L, 34-44
2008	Ohio State	13	L, 10-28
2008	LSU	19	L, 31-40
2009	Florida	1	L, 6-56
2009	Central Michigan	25	L, 41-44
2010	South Carolina	17	L, 24-69
2011	Arkansas	13	L, 28-38
2014	Georgia	13	L, 0-66
2015	Wisconsin	23	L, 3-28
2016	Clemson	2	L, 24-30
2017	LSU	22	W, 24-21
2018	* Boise State	22	L, 20-56
2019	* App State	22	L, 13-48
2020	BYU	18	L, 7-48
2020	* Coastal Carolina	11	L, 38-42
2021	Coastal Carolina	24	L, 28-35
2021	* Louisiana	24	L, 21-35
2022	Ole Miss	21	L, 10-28
2022	! UTSA	22	W, 18-12
2023	Kansas State	15	L, 13-42

\* Home Game

! Bowl Game

## HOW THE TEAM WAS BUILT

### 2018 Signing Class (4)

Grant Betts, O'shai Fletcher, AJ Pierce, Gunnar Watson

### 2019 Signing Class (3)

Dell Pettus, Javon Solomon, Reddy Steward

### 2020 Signing Class (8)

Jabre Barber, Derrick Graham, T.J. Jackson, Deyunkrea Lewis, Luis Media, Marcus Rogers, Darrell Starling, Kimani Vidal

### 2021 Signing Class (10)

Peyton Higgins, Clayton Ollendieck, Phillip Lee, Julian Peterson, Caleb Ransaw, Scott Taylor Renfroe, Deshon Stoudemire, Jordan Stringer, Damien Taylor, Jarris Williams

### 2022 Signing Class (9)

Jeremiah Frazier, Kyler Gibson, Luke Hodge, Tucker Kilcrease, Daniel King, Blake Matthews, Fabian Rogosch, Devonte Ross, Kobe Williams

### 2023 Signing Class (27)

Deshaun Batiste, Tyler Bell, Don Callis, Keyshawn Campbell, Steven Cattledge, Ethan Conner, Goose Crowder, Raymond Cutts, Billy Gilmore, LJ Green, Dasheen Jackson, Dorion Jackson, MJ Johnson, Jordan Lovett, Malaki Pegues, Ty'Quarius Perry, Elijah Philippe, Elijah Prather, Tim Roberson, Chris Rodgers, JD Sherrod, Boaz Stanley, Jack Tchienchou, Jackson Thomas, TJ Thompson, Colton Walls, Jackson Worley

### Four-Year Transfers (18)

Blake Austin (ETSU), Jamarcus Chatman (Florida State), Brody Dalton (UAB), Irshaad Davis (Alabama State), Zach Edwards (Louisville), Richard Jibunor (Auburn), Buddha Jones (Kent State), Chris Lewis (Kentucky), Asa Martin (Memphis), Tavon Matthews (ETSU), Jayden McDonald (Iowa), Landon Parker (Wofford), Eli Russ (Oklahoma State), Eric Shaw (South Carolina), Quentin Skinner (LSU), Colby Smith (Auburn), Will Spain (Austin Peay - Walk-on), Damaje Yancey (Southern Utah)

### Walk-Ons Now Scholarship (3)

Carson Burt, Keyshawn Swanson, Terry Thomas

### Walk-Ons (39)

DeWhitt Betterson, TJ Booker, KC Bradford, Robert Bruce, Anthony Butler, John Butler, Tyler Cappi, Alex Cash, Caleb Chappelle, Robert Cole, Rondell Cole, Carlross Crawford, DJ Epps, Nic Floyd, Luke Harkless, Jameson Holcomb, Obatara Idolor, Elliot Janish, Derrick Keith, Tyce Khatri, Zach Long, Robert Marsh, Tae Meadows, Noah Mercer, Lab Moore, Christian Nunnery, Jaden Palms, Tye Pouncey, Justin Powe, Kenny Reedy, Riley Slaughter, Jackson Stein, AJ Swanson, Gage Theus, Nick Troemel, AZ Williams, Tavares Williams, Noah Wright, Tyre Young

## TROJANS IN OVERTIME

Nov. 16, 2002	vs. Utah State	L, 16-19
Oct. 29, 2005	Louisiana	L, 28-31
Dec. 21, 2008	vs Southern Miss	L, 27-30
Jan. 5, 2010	vs Central Michigan	L, 41-44 (2OT)
Oct. 25, 2011	at FIU	L, 20-23
Aug. 31, 2013	vs. UAB	W, 34-31
Oct. 31, 2015	at Appalachian State	L, 41-44 (3OT)
<b>OVERALL</b>		<b>1-6</b>

## BY THE NUMBERS

Overall Record.....	6-2
Sun Belt.....	3-1
Non-Conference.....	3-1
Home.....	3-1
Road.....	3-1
Neutral.....	0-0
Scoring first.....	4-0
Opponent scoring first.....	2-2
Leading after first.....	4-0
Trailing after first.....	2-2
Tied after first.....	0-0
Leading at halftime.....	4-0
Trailing at halftime.....	2-2
Tied at halftime.....	0-0
Leading after third.....	5-0
Trailing after third.....	0-2
Tied after third.....	0-0
Overtime games.....	0-0
Against Top 25.....	0-1
Against Top 15.....	0-1
Against Top 10.....	0-0
On Natural Grass.....	0-0
On Field Turf.....	6-2
Scoring 0-10 points.....	0-0
Scoring 11-20 points.....	1-2
Scoring 21-30 points.....	2-0
Scoring 31-40 points.....	2-0
Scoring 41-50 points.....	1-0
Scoring 51+ points.....	0-0
Allowing 0-10 points.....	3-0
Allowing 11-20 points.....	1-1
Allowing 21-30 points.....	2-0
Allowing 31-40 points.....	0-0
Allowing 41-50 points.....	0-1
Allowing 51+ points.....	0-0
Rushing for 99 or fewer yards.....	1-2
Rushing for 100-199 yards.....	2-0
Rushing for 200-299 yards.....	1-0
Rushing for 300+ yards.....	2-0
Allowing 0-99 rushing yards.....	2-0
Allowing 100-199 rushing yards.....	4-2
Allowing 200-299 rushing yards.....	0-0
Allowing 300+ rushing yards.....	0-0
Passing for 0-99 yards.....	0-0
Passing for 100-199 yards.....	1-1
Passing for 200-299 yards.....	3-0
Passing for 300-399 yards.....	2-1
Passing for 400+ yards.....	0-0
Allowing 0-99 passing yards.....	1-0
Allowing 100-199 passing yards.....	3-1
Allowing 200-299 passing yards.....	2-1
Allowing 300-399 passing yards.....	0-0
Allowing 400+ passing yards.....	0-0
Total offense 0-299 yards.....	0-1
Total offense 300-399 yards.....	0-1
Total offense 400-499 yards.....	3-0
Total offense 500+ yards.....	3-0
Allowing 0-299 yards total offense.....	5-1
Allowing 300-399 yards total offense.....	0-1
Allowing 400-499 yards total offense.....	1-0
Allowing 500+yards total offense.....	0-0
Having 100-yard rusher.....	4-0
Opp. having 100-yard rusher.....	2-0
No turnovers.....	1-0
One turnover.....	3-1
Two turnovers.....	0-1
Three+ turnovers.....	1-1
No takeaways.....	1-1
One takeaway.....	1-1
Two takeaways.....	1-0
Three+ takeaways.....	3-0
More than 30:00 of possession.....	6-1
Less than 30:00 of possession.....	0-1

## POINTS ON THE BOARD

- Troy has been shutout just six times since moving to FBS in 2001 with three of those coming during the 2003 season.

- Troy has only been shutout once (North Texas, 2003) by a non-Power Five school -- the Trojans have played 210 straight games against non-Power Five schools without being shutout.

- Troy was shutout by Georgia, 66-0, on Sept. 20, 2014, which snapped a streak of 99 straight games without being shutout (Nebraska, 56-0, on Sept. 23, 2006).

- Troy's current overall streak stands at 116 games.

## SUN BELT CHAMPS

- Troy's seven Sun Belt championships are the most in conference history; the Red Wolves joined the Sun Belt three seasons before Troy.

### Sun Belt Conference Titles by School

1.	Troy (2006, 07, 08, 09, 10, 17, 22)	7
2.	Arkansas State	6
3.	Appalachian State	4
	North Texas	4
	Louisiana	4
	Middle Tennessee	4
7.	ULM	1
	Georgia Southern	1
	Florida Atlantic	1
	FIU	1
	Coastal Carolina	1

## TROJANS IN FRONT OF BIG CROWDS

- Seventeen of the top 20 attended games in Veterans Memorial Stadium history have come since 2012.

- Troy led the Sun Belt in attendance in 2018 for the first time in program history with an average 24,527 fans per game.

- Troy has set the single-season attendance record three times since 2012.

- Troy averaged 25,661 fans per game during the 2022 season, a new single-season record.

- Troy is expected to welcome its 3-millionth fan during the 2023 season (Arkansas State).

### Largest Veterans Memorial Stadium Crowds

Crowd	Opponent	Date	Result	
1.	31,010	Army	11/12/22	W, 10-9
2.	29,612	Boise State	9/1/18	L, 20-56
3.	29,278	Alabama State	9/9/17	W, 34-7
4.	29,013	Mississippi State	9/15/12	L, 24-30
5.	28,179	Stephen F. Austin	9/2/23	W, 48-30
6.	27,514	Marshall	9/24/22	W, 16-7
7.	27,324	Akron	9/23/17	W, 22-17
8.	27,108	Southern Miss	9/14/19	L, 42-47
9.	26,957	Arkansas State	10/7/23	W, 37-3
10.	26,634	James Madison	9/16/23	L, 14-16
11.	26,574	Missouri	9/9/04	W, 24-13
12.	26,437	Arkansas State	9/28/19	L, 43-50
13.	26,265	Alabama State	9/2/06	W, 38-0
14.	26,211	South Alabama	11/6/21	W, 31-24
15.	26,189	Alabama A&M	9/10/22	W, 38-17
16.	26,124	Western Kentucky	9/23/23	W, 27-24
17.	26,017	Southern Miss	10/8/22	W, 27-10
18.	26,000	Marshall	9/27/03	W, 33-24
19.	25,782	Appalachian State	11/12/16	W, 28-14
20.	25,767	Florida A&M	9/8/18	W, 59-7

## Largest Crowds for a Troy Game

Crowd	Opponent	Date	Result	
1.	102,989	at Ohio State	9/20/08	L, 10-28
2.	99,879	at LSU	9/30/17	W, 24-21
3.	92,746	at Georgia	11/3/07	L, 34-44
	92,746	at Georgia	9/20/14	L, 0-66
5.	92,103	at LSU	11/15/08	L, 31-40
6.	90,349	at Florida	9/12/09	L, 6-56
7.	90,244	at Florida	9/8/07	L, 31-59
8.	89,493	at LSU	10/23/04	L, 20-24
9.	89,360	at Nebraska	9/15/18	W, 24-19
10.	84,799	at Nebraska	9/23/06	L, 0-56

## TROY PLAYS THE BEST AROUND

- Troy has played the who's who of college football since moving to FBS in 2001.

- Troy has picked up victories over LSU, Nebraska, Oklahoma State, Missouri and Mississippi State and have put the scare into several teams including LSU (leading 31-10 in the fourth quarter in 2008) and Florida State (tied 17-17 with two minutes in fourth quarter in 2006).

### Troy's Power 5 Conference Opponents

Arkansas (4)
Clemson (2)
Duke (2)
Florida (2)
Florida State
Georgia (2)
Georgia Tech
Iowa State
Kansas State (2)
LSU (3)
Maryland
Miami
Minnesota
Mississippi State (5)
Missouri (4)
NC State
Nebraska (5)
Ohio State
Oklahoma State (3)
Ole Miss
South Carolina (4)
Tennessee
Virginia
Wisconsin

## O P5, WHERE ART THOU

- The 2020 season marked the first for Troy since 2000 that the Trojans did NOT play a team from a Power 5 conference. The Trojans were scheduled for a home game against NC State and road game at Tennessee before the ACC & SEC altered their schedule models.

- Troy's meeting with Kansas State in week two is Troy's 18th against a current member of the Big 12 Conference. Troy is 8-9 against the current membership.

- With no SEC team on the schedule in 2023, it marks just the sixth time in 22 seasons since Troy moved to the FBS ranks that the schedule doesn't feature an SEC opponent.

- Troy is 13-54 all-time against the current members of Power 5 conferences ... the only conference that Troy has not played a current or former member from is the Pac 12.

- Troy's last P5 win came in 2018 at Nebraska, while it's last Big 12 win came against Oklahoma State in 2007.

### TROY'S PRO PIPELINE

- Troy is home to the first underclassman to be drafted from the league when Jonathan Massaquoi was selected in the fifth round of the 2012 Draft.

- Massaquoi was the 33rd Trojan to be selected in the NFL Draft and the ninth in Troy's short history in the Sun Belt Conference.

- The Trojans have twice had players taken in the first round of the draft, with Leodis McKelvin (BUF, 11th overall) going in 2008 and DeMarcus Ware (DAL, 11th overall) going in 2005. Troy is also home to the highest selected offensive lineman in Sun Belt history in Antonio Garcia (NE, 85th overall, 2017).

### Former Trojans in the NFL

Player	Team
Jake Andrews	New England Patriots
Shakel Brown	Tennessee Titans (IR)

### Former Trojans in the CFL

Player	Team
Blace Brown	Saskatchewan Roughriders
Jarrett Doege	Edmonton Eskimos
RaJae' Johnson	Toronto Argonauts
Will Sunderland	Hamilton Tigercats
Chandler Worthy	Montreal Alouettes

- Troy players in Super Bowls has been a common sight recently. Since 2003, seven former Trojans have made 10 appearances in a Super Bowl. All told, 11 former Trojans have made 13 total appearance in the Super Bowl.

- Virgil Seay (Washington) 1983 (XVII) & 1984 (XVIII); Jack Peavey (Denver) 1988 (XXII); Kerry Jenkins (Tampa Bay) 2003 (XXXVII); Osi Umenyiora (NY Giants) 2008 (XLII) & 2012 (XLVI); Steve McLendon (Pittsburgh) 2011 (XLV) & (Tampa Bay) 2021 (LVI); Lawrence Tynes (NY Giants) 2012 (XLVI); Jerrel Jernigan (NY Giants) 2012 (XLVI); DeMarcus Ware (Denver Broncos) 2016 (50); Mario Addison (Carolina Panthers) 2016 (50).

### TROJANS WITH DEGREES

- Entering the season, 11 current players have already received their undergraduate degree from Troy.

- The following players have already earned their undergraduate degrees - Blake Austin, Grant Betts, AJ Pierce, Clayton Ollendieck, Dell Pettus, Jamarcus Chatman, Marcus Rogers, Gunnar Watson, Richard Jibunor, Jayden McDonald, O'shai Fletcher.

### TROY IN SEASON OPENERS / HOME OPENERS

- The Trojans are 11-11 in season openers since moving to the FBS in 2001.

- Troy is 54-42-6 all-time in season openers and 19-11 as a NCAA Division I (FCS & FBS) member (1993-present).

- Troy has won four straight home openers and seven of the last eight (Boise State, 2018).

### PLAYS PER GAME

- A look at Troy's plays per game over the last five years.

- Ironically this season, Troy ranks 53rd nationally in total offense and 53rd in plays per game.

Season	National Rank	Plays
2019	15th	73.58
2020	44th	71.27
2021	100th	65.42
2022	106th	64.07
2023	64th	67.75

### 2023 Plays Per Game

Stephen F. Austin	64
Kansas State	66
James Madison	65
Western Kentucky	81
Georgia State	65
Arkansas State	71
Army	60
Texas State	69

### THE SKINNY ON THE COIN TOSS

- Troy was 5-9 on the coin toss last season. The Trojans elected to kick the ball in 4-of-5 games they won the toss.

- The trend continued into 2023 as the Trojans have lost the coin toss in 6-of-8 games.

- Troy is 7-15 on the coin toss under head coach Jon Sumrall.

### 2023 Coin Toss

Opponent	W/L	Troy	Result
Stephen F. Austin	L	Receive	TD
Kansas State	L	Kick	TD
James Madison	L	Receive	INT
Western Kentucky	L	Kick	Punt
Georgia State	L	Kick	INT
Arkansas State	L	Receive	TD
Army	W	Kick	Punt
Texas State	W	Kick	TD

### ROSTER MAINTENANCE

- Due to COVID-19 during the 2020 season, all players were granted an extra year of eligibly by the NCAA.

- Troy elected to NOT move forward players' eligibility years on the roster from last year to accurately reflect how many years of playing time players have left, e.g. Kimani Vidal is listed as a junior and he has three years to play two; Luis Medina listed as a redshirt-sophomore and he has three years to play three.

- A handful of Trojans have decided to take advantage of the sixth-year of eligibility granted to them by the NCAA - Gunnar Watson, A.J. Pierce, Grant Betts, Asa Martin, Carlross Crawford, O'shai Fletcher, Jadyen McDonald, Richard Jibunor, Marcus Rogers and Jamarcus Chatman.

- Reddy Steward, Dell Pettus and Buddha Jones are in their fifth year, but never redshirted.

## START CHARTS

Offense	2023	Current Streak	Career
Grant Betts, OL	8	45	45
Gunnar Watson, QB	8	14	36
Kimani Vidal, RB	8	29	35
Deshon Stoudemire, WR	7	6	25
Jabre Barber, WR	8	8	25
Daniel King, OL	8	22	22
Clayton Ollendieck, TE	8	20	19
Derrick Graham, OL	8	8	17
Deyunkrea Lewis, TE	-	-	10
Marcus Rogers, WR	2	-	10
Eli Russ, OL	8	8	8
Chris Lewis, WR	6	6	6
Blake Austin, OL	5	5	5
Carson Burt, OL	3	-	3
Devonte Ross, WR	1	-	1

Defense	2023	Current Streak	Career
Dell Pettus, S	8	55	55
Reddy Steward, CB	8	34	40
O'shai Fletcher, CB	8	17	32
Javon Solomon, DE	8	8	27
Richard Jibunor, BAN	7	2	23
Buddha Jones, DT	8	22	23
T.J. Jackson, DE	5	5	15
Caleb Ransaw, SPR	8	8	12
Terry Thomas, LB	8	8	8
Jayden McDonald, LB	8	8	7
Luis Medina, DE	2	-	7
Keyshawn Swanson, S	6	4	5
Irshaard Davis, S	2	-	2
A.J. Pierce, DE	-	-	2
Phillip Lee, BAN	1	-	1
Zach Edwards, DE	1	-	1

Specialist	2023	Current Streak	Career
Quentin Skinner, LS	8	20	21
Scott Taylor Renfroe, K	8	8	8
Zach Long, KOS	8	8	8
Robert Cole, P	8	8	8

### Longest Active Streak:

Dell Pettus, S	55
Grant Betts, OL	45
Reddy Steward, CB	34
Kimani Vidal, RB	29
Deshon Stoudemire, WR	27

### Most Career Starts:

Dell Pettus, S	55
Grant Betts, OL	45
Reddy Steward, CB	40
Gunnar Watson, QB	36
Kimani Vidal, RB	35
O'shai Fletcher, CB	32
Javon Solomon, DE/BAN	27
Dashon Stoudemire, WR	25
Jabre Barber, WR	25

## SERIES INFORMATION



**Overall:** Troy leads 8-3  
**At Troy:** 3-2  
**At Mobile:** 5-1  
**Neutral Sites:** 0-0  
**Current Streak:** W5  
**Jon Sumrall vs. USA:** 1-0  
**Kane Wommack vs. Troy:** 0-2  
**First Meeting:** W, 31-10, 2012  
**Last Meeting:** W, 10-6, 2022

### SERIES RESULTS

Year	W/L	Site	Score
2012	W	A	31-10
2013	W	H	34-33
2014	L	A	13-27
2015	L	H	18-24
2016	W	A	28-21
2017	L	H	8-19
2018	W	A	38-17
2019	W	H	37-13
2020	W	A	29-0
2021	W	H	31-24
2022	W	A	10-6

### TROY VS. SUN BELT CONFERENCE

Opponent	GP	W	L	T
Appalachian State	11	3	8	-
Arkansas State	20	9	11	-
Coastal Carolina	6	3	3	-
Georgia Southern	21	14	7	-
Georgia State	10	6	4	-
James Madison	3	1	2	-
Louisiana	23	10	13	-
Marshall	6	3	3	-
Old Dominion	0	0	0	-
South Alabama	11	8	3	-
Southern Miss	12	4	8	-
Texas State	14	13	1	-
ULM	20	11	8	1
<b>Total</b>	<b>157</b>	<b>86</b>	<b>70</b>	<b>1</b>

### SUMRALL VS. SUN BELT CONFERENCE

Opponent	GP	W	L
Appalachian State	1	0	1
Arkansas State	2	2	0
Coastal Carolina	1	1	0
Georgia Southern	0	0	0
Georgia State	1	1	0
James Madison	1	0	1
Louisiana	1	1	0
Marshall	1	1	0
Old Dominion	0	0	0
South Alabama	1	1	0
Southern Miss	1	1	0
Texas State	2	2	0
ULM	1	1	0
<b>Total</b>	<b>13</b>	<b>11</b>	<b>2</b>

## TROJANS ON THE PRESEASON ALL-SUN BELT TEAM

- Troy was picked to repeat as Sun Belt Conference champions in a vote by the league's 14 head coaches, and seven Troy players were named to eight spots on the annual SBC Preseason All-Sun Belt Team.
- Troy received 10 of the 14 first place votes in the West Division and finished with 92 overall points, the most of any team in either division.
- Three Trojans – Reddy Steward, Richard Jibunor and T.J. Jackson – were named to the All-Sun Belt First Team, while Kimani Vidal, Daniel King, Dell Pettus and Javon Solomon earned second team honors; Vidal was selected as a running back and all-purpose player. Troy's eight All-Sun Belt picks ranked second only to South Alabama's nine, while the Trojans' five defensive picks were by far the most in the league.

### All-Sun Belt First Team

DL – T.J. Jackson  
 DL – Richard Jibunor  
 DB – Reddy Steward

### All-Sun Belt Second Team

RB / AP – Kimani Vidal  
 OL – Daniel King  
 DL – Javon Solomon  
 DB – Dell Pettus

## WATCH LIST SZN

**Richard Jibunor**  
 Senior Bowl

**Clayton Ollendieck**  
 Wuerffel Trophy Watch List

**Quentin Skinner**  
 Patrick Mannelly

**Javon Solomon**  
 Senior Bowl

**Reddy Steward**  
 Senior Bowl  
 Thorpe Award  
 Bronko Nagurski

**Kimani Vidal**  
 Doak Walker Watch List

## BOWL ELIGIBLE

- Troy has reached bowl eligibility 11 times in program history following its 12-win season in 2022.
- Troy has played in a bowl game in 9-of-11 seasons it has qualified for postseason play at the FBS level. Troy was bowl eligible in 2007 (8-4) and 2013 (6-6) but did not receive a bowl invitation.
- Troy has won five straight bowl games - 2010, 2016, 2017, 2018, 2022. The five-game winning streak is the second-longest in the country behind Minnesota's six straight wins.

## BLAZING OUT OF THE GATES

### Most Points in a Season Opener

1.	1932	62	Southern Union
2.	1996	61	Alcorn State
3.	2016	57	Austin Peay
4.	2021	55	Southern
5.	1968	49	Samford
6.	<b>2023</b>	<b>48</b>	<b>Stephen F. Austin</b>
7.	1966	48	Gordon Military
8.	2020	47	Middle Tennessee
9.	2019	43	Campbell

## TROY'S NEW CRIB

- Troy officially moved into its new North End Zone Facility on Aug. 15, 2018, the first day of classes on campus.
- Troy began construction on a North End Zone Football Facility following the completion of the 2016 football season.

The \$24 million facility provides the Troy football program with over 70,000 square feet of space for student-athletes, staff and fans. Additionally, a 35-by-90-foot video board and 400 new club seats were included in the project. The facility is located 30 feet off the backline in the north end zone of Veterans Memorial Stadium and will be three floors.

### Student-Athletes:

The North End Zone Football Facility features a new 5,000-square foot locker room, strength and conditioning center, athletic training facility, nutritional "fueling station", mud room with cool down plunge pool and team lounge.

### Football Staff:

The North End Zone Football Facility features offices for the football staff and meeting rooms with state-of-the-art video technology.

### Fans:

The North End Zone Football Facility will feature 400 new club seats that will provide an excellent vantage point of the game as well as access to exclusive concessions and parking areas. Additionally, fans will enjoy the new 35-by-90-foot video board.

## 103RD SEASON OF TROY FOOTBALL

- The 2020 season was special for the Trojans as it marked the 100th season of Troy Football.
- Troy celebrated 100 years of football in 2008 but because of World War I and World War II and an unknown reason in 1929, Troy didn't play games for 12 seasons during that time.

- Troy did not allow a point in its inaugural season (1909) and shutout its opponents in nine of its first 14 games over a four-season stretch.

### Troy Football by the Numbers

Seasons	103
Wins	570
National Championships	3
Conference Championships	22
Head Coaches	23
Postseason Appearances	32
NCAA DII Seasons	21
NCAA DII Playoff Appearances	3
NCAA FCS Seasons	10
NCAA FCS Playoff Appearances	7
NCAA FBS Seasons	23
FBS Bowl Appearances	9
Super Bowl Champions	8

**NATIONAL POLLS**

**USA TODAY / COACHES - WEEK 10**

Rk.	School	Rec.	Pts.
1	Georgia (58)	8-0	1590
2	Michigan (3)	8-0	1520
3	Ohio State (3)	8-0	1454
4	Florida State	8-0	1439
5	Washington	8-0	1344
6	Texas	7-1	1212
7	Oregon	7-1	1211
8	Alabama	7-1	1187
9	Penn State	7-1	1072
10	Ole Miss	7-1	1021
11	Oklahoma	7-1	948
12	Notre Dame	7-2	847
13	LSU	6-2	809
14	Missouri	7-1	741
15	Louisville	7-1	701
16	Tennessee	6-2	553
17	Air Force	8-0	523
18	Utah	6-2	509
19	Oregon State	6-2	465
20	UCLA	6-2	309
21	Tulane	7-1	304
22	USC	7-2	239
23	Kansas	6-2	182
24	James Madison	8-0	169
25	North Carolina	6-2	120

**Others Receiving Votes:** Kansas State 85, Oklahoma State 62, Fresno State 51, Miami 35, Duke 33, Iowa 20, Arizona 18, Liberty 15, SMU 6, Florida 3, Toledo 1, UNLV 1, Kentucky 1

**ASSOCIATED PRESS - WEEK 10**

Rk.	School (1st)	Rec.	Pts.
1	Georgia (48)	8-0	1553
2	Michigan (9)	8-0	1494
3	Ohio State (3)	8-0	1446
4	Florida State (3)	8-0	1421
5	Washington	8-0	1327
6	Oregon	7-1	1235
7	Texas	7-1	1189
8	Alabama	7-1	1114
9	Penn State	7-1	1044
10	Oklahoma	7-1	1010
11	Ole Miss	7-1	990
12	Notre Dame	7-2	847
13	LSU	6-2	816
14	Missouri	7-1	714
15	Louisville	7-1	666
16	Oregon State	6-2	557
17	Air Force	8-0	526
18	Utah	6-2	510
19	Tennessee	6-2	473
20	UCLA	6-2	331
21	Tulane	7-1	303
22	Kansas	6-2	250
23	James Madison	8-0	192
24	USC	7-2	139
25	Kansas State	6-2	112

**Others Receiving Votes:** Oklahoma State 77, North Carolina 54, Liberty 47, Fresno State 16, Miami 11, Arizona 6, Toledo 3, Rutgers 2

**TROY IN THE POLLS**

- When Troy made an appearance in the AP Top 25 on Nov. 13, 2016, it marked the first time in Troy's history that it appeared in either major poll. Troy also became the first Sun Belt team to ever appear in the national rankings.

- Troy's final positioning in the AP and Coaches Poll in 2017 were both program highs. The Trojans finished with 14 points, good for No. 31, in the AP Poll, and 40 points, good for No. 27, in the Coaches Poll.

- Troy's preseason votes in the 2018 AP Poll were the first in school history in the initial poll of the season, while the preseason coaches votes are the most in school history.

**2022**

- It took 15 weeks and a 10-game winning streak, but Troy finally made its return to the Top 25 in 2022 and did so in historic fashion.

- Troy's No. 24 ranking in the final College Football Playoff was the Trojans' first appearance in the poll.

- Troy's No. 24 ranking the Coaches Poll is also its first-ever appearance in that poll, while Troy's No. 23 ranking in the AP Top 25 is Troy's highest ranking in school history.

- Thanks to Troy's victory over No. 22 UTSA in the Cure Bowl, the Trojans finished the season No. 19 in the AP Top 25 and No. 20 in the USA Today/Coaches Poll. Both rankings were program highs and marked the first time Troy was ranked at the end of a season.

**GIANT KILLERS**

- For a second straight season and for the fifth time since moving to the FBS level, Troy knocked off a team from a Power Five Conference when the Trojans defeated Nebraska, 24-19, in 2018.

- There is at least one member of the current coaching staff that was either a player or coach in four of the five victories – 2001 vs. Mississippi State (N/A), 2004 vs. Missouri (J. Smith), 2007 vs. Oklahoma State (J. Smith), 2017 vs. LSU (J. Sumrall, B. Hardmon, J. Smith); 2018 vs. Nebraska (B. Hardmon, J. Smith).

- In the five victories, Troy forced a combined 19 turnovers -- Mississippi State (4), Missouri (3), Oklahoma State (5), LSU (4) and Nebraska (3).

- In four of the five victories, Troy had a big special teams play -- Missouri (Blocked Punt), Oklahoma State (Blocked PAT, Punt Return TD), LSU (Whistle Field Goal at End of First Half) and Nebraska (Punt Return TD).

**STRENGTH COACH FORMER US SPECIAL OPS**

- Troy strength coach Rusty Whitt had a decorated career as a Special Forces Sergeant in the United States Army. He served as a Senior Special Forces Communication Sergeant in the 10th Special Forces Group and was a member of the U.S. Army from August 2003 to January 2009 where he was deployed to Iraq as part of Operation Iraqi Freedom (OIF) V and VI.

- He developed and initiated a comprehensive pre-deployment conditioning program for his Special Forces Team prior to and during OIF V and VI. He received a combat infantry badge, two Iraqi campaign medals and an Army commendation medal with valor.

- Enlisted in the Army after watching the horrific events of 9/11 unfold while the head strength coach at Sam Houston State.

**TROJAN TRENDS**

**Notable Trends Since 2015\***

More than 400 Yards of Offense.....	45-7
Rushing for 150+ Yards.....	37-2
Rushing for 200+ Yards.....	20-0
Scoring 21-Plus Points.....	61-13
Scoring 28-Plus Points.....	50-8
Scoring 35-Plus Points.....	34-5
Scoring 40-Plus Points.....	22-3
Scoring 50-Plus Points.....	10-0
Scored First.....	46-12
Win the First Half.....	56-4
Win the 1st Quarter.....	49-5
Allowed Less than 100 Rushing Yards.....	34-2
Allowed Less than 150 Rushing Yards.....	50-12
Allowed Less than 35 Points.....	68-17
Allowed Less than 17 Points.....	32-0
Allowed Less than 14 Points.....	24-0
Allowed Less than 10 Points.....	17-0
Allowed Less than 300 Total Yards.....	29-3
Outrushing Opponent.....	54-6
Turnover Margin of +1 or Greater.....	44-5
Turnover Margin of +2 or Greater.....	27-1
Turnover Margin of +3 or Greater.....	15-0
Turnover Margin of +4 or Greater.....	9-0
Allowed 35+ Points.....	0-22
Allowed 40+ Points.....	0-16
Scored Less than 24 Points.....	10-29
Scored Less than 21 Points.....	7-26
Scored Less than 17 Points.....	5-22
Scored Less than 14 Points.....	3-17
Less than 100 Rushing Yards.....	9-2
Shutout in First Quarter.....	9-15
Trailing at Halftime.....	11-33

**Notable Trends Since 2004 (Joined SBC)**

200+ Rushing Yards.....	48-2
250+ Rushing Yards.....	25-0
30+ Points Scored.....	92-24
40+ Points Scored.....	48-5
50+ Points Scored.....	13-0
Less Than 24 Points Allowed.....	100-16
+1 Turnover Margin or Greater.....	75-20
+2 Turnover Margin or Greater.....	47-8
+3 Turnover Margin or Greater.....	25-1
Allow Less Than 100 Rushing Yards.....	60-5
One or More Special Teams TDs.....	16-6
Block a Kick.....	17-10
Red Zone Trip Advantage.....	94-26
Less Than 24 Points Scored.....	16-65
35+ Point Allowed.....	3-59
-3 Turnover Margin or Greater.....	2-25

\* Jon Sumrall joined Troy staff as an assistant in 2015 under then head coach Neal Brown.

**TROY INKS SEVERAL HOME- AND -HOME DEALS**

- Troy has signed some premier home-and-home deals over the recent years.

- The Trojans have upcoming/current home-and-home series with NC State (2015 & 2028); UMass (2027, 30); Southern Miss (2021, 24, 28, 29); Mississippi State (2026, 27); Memphis (2024, 25); Western Kentucky (2022,23); UAB (2028, 29, 32, 33); Army (2022, 23, 30, 31).

- Additionally, Troy has played host to Missouri (2004), Oklahoma State (2007), Mississippi State (2012), Navy (2012), Duke (2014) and Boise State (2018) in recent years.

## BATTLE FOR THE BELT

• "The Battle for the Belt" was created by both school's SGAs prior to the 2015 season.

• Troy leads the all-time series 8-3 and the Trojans lead the series 6-2 since the introduction of The Belt.

• Troy's 37-13 win in 2019 marked the first time that the home team had won the game since the The Belt was introduced. In fact, it was the first time that The Belt didn't change hands after the game.

• When the Sun Belt split into divisions for the 2018-21 seasons, Troy (East) and South Alabama (West) were split apart; however, a league-wide agreement allowed the game to continue each year as a permanent cross-divisional opponent.

• Troy has won five straight meetings against its rival with the victories coming by a combined 145-60 margin.

• The Trojans have limited the Jags to just 295.8 yards per game during the five-game winning streak.

• Troy and South Alabama have played two games at Hancock Whitney Stadium; Troy has limited South Alabama to no touchdowns, two field goals, 3.0 points per game, 44.0 rushing yards per game and 242.5 yards per game.

## PUT THEM IN THE HALL

• A trio of former Trojans -- two players and head coach -- are on the current College Football Hall of Fame ballot.

### Larry Blakeney

One of seven FBS coaches on the ballot ... led Troy to 178 wins over his 24 years as head coach and guided the Trojans from NCAA Division II status to the highest level of college football during his career. The all-time winningest coach in Sun Belt Conference history, Blakeney earned four conference coach of the year honors (two Sun Belt and two Southland), led his team to eight conference championships in 16 seasons as a member of a conference, five bowls games and trips to the FCS Playoffs in seven of eight seasons. Blakeney coached 14 All-Americans during his career and 86 of his players earned first team all-conference honors.

### Al Lucas

One of 99 players on the ballot from the divisional ranks ... A two-time All-American and the 1999 Buck Buchanan Award winner, Lucas was a true force on Troy's defensive line during the late 1990s. A unanimous All-America selection following his senior year in 1999, Lucas finished the season with 129 tackles and 20 tackles for loss, which rank as the ninth and third most in a single-season in school history, respectively. Lucas earned All-America honors as a junior after recording 65 tackles, 13 tackles for loss and 4.5 sacks. The Trojans also used Lucas on offense in goal line situations and he rushed for nine touchdowns on 26 carries. Lucas, who played 20 games for the Carolina Panthers in the NFL, tragically passed away at the age of 26 from an injury suffered on April 10, 2005, in an AFL game. The AFL renamed its Hero Award to the Al Lucas Award, while the Maxwell Football Club has named its AFL Player of the Year award in his honor.

### Freddie Thomas

One of 99 players on the ballot from the divisional ranks ... From walk-on to two-time All-American, Thomas is a true success story in the history of Troy Athletics. Simply known as "Bootsy", Thomas earned Kodak All-America honors his junior season after recording 85 tackles, five

interceptions, eight pass break ups and a blocked punt. He parleyed his outstanding junior season into an even better senior campaign where he was named captain of the 1987 NCAA Division II National Championship squad. Thomas was a Consensus All-American that season as he finished with 85 tackles and an interception from his safety position. Thomas currently ranks 12th all-time in Troy history with 11 career interceptions, while checking in at 18th in total tackles and 20th in assisted tackles.

## FUTURE SCHEDULE

### 2024

Florida A&M  
Nevada  
at Memphis  
at Iowa

### 2025

Memphis  
Nicholls State  
at Clemson  
at UMass

### 2026

Sam Houston  
at Mississippi State  
at Missouri

### 2027

Mississippi State  
at UMass

### 2028

NC State  
at UAB  
at Clemson

### 2029

UAB  
at Sam Houston

### 2030

UMass  
at Army

### 2031

Army  
at Nevada

### 2032

UAB  
at Army

### 2033

at UAB  
Middle Tennessee

### 2034

Army  
at Middle Tennessee

### 2035

BYU

## TOP SPEED TROJANS

• Thanks to the state-of-the-art technology through Catapult, Troy's strength and conditioning staff, led by Rusty Whitt, is able to track many different aspects about Troy's players including their top speed.

• Whitt measures top speed at 30 yards with world-class sprinters averaging 27 miles per hour.

• Troy had 11 players at 20 MPH or higher in 2021 year, this summer Troy registered 29 players at 21 MPH or higher. Troy has two players top the 22 MPH mark in 2022 and have eight this season.

• Landon Parker (21.76) and Peyton Higgins (22.60) both improved by 1 MPH from February to July.

• As a comparison, here are a few NFL top speeds from in-game (2021) compiled by NFL Next Gen Stats -- Jonathan Taylor (22.13), Marquez Valdes-Scantling (22.09) and Patrick Surtain (22.07).

### Troy Top Speeds at 30 Yards

1.	Kimani Vidal, RB	22.87
2.	Peyton Higgins, WR	22.60
3.	Chris Rodgers, SPR	22.30
4.	Reddy Steward, CB	22.28
5.	Marcus Rogers, WR	22.15
6.	Richard Jibunor, BAN	22.14
7.	Dell Pettus, S	22.06
8.	Jarris Williams, RB	22.05

## OFFENSE NOTES

### OFFENSE QUICK HITTERS

• Troy has won 14 straight games and 16 of the last 18 games when it rushes for 100-plus yards. Troy is 59-15 since 2015 when rushing for 100 yards or more in a game.

• Troy is tied for second nationally with six rushes of 40-plus yards this season; Kimani Vidal is tied for second nationally with five of Troy's six 40-yard rushes.

• Kimani Vidal enters the weekend just six yards shy of the 1,000-yard mark for the season and 99 yards shy of becoming Troy's all-time rushing leader.

• Troy has scored on 27-of-57 drives (47.4 percent) of its drives the last five games, this after scoring on just 20 percent of its drives against Kansas State and James Madison.

• Troy has gone three-and-out just 21 times this season, or 22.6 percent of its drives. Remove the Kansas State game and that percentage drops to 18.5 percent.

• Troy is 45-7 since 2015 when tallying 400+ yards of offense and 20-0 since 2015 when rushing for 200+ yards. Troy has topped the 400-yard mark in all six of its wins this year and was under the threshold in the two losses.

• Troy did not allow a sack in three straight games (GAU, A-State, Army) after allowing 14 sacks over a three-game period ... Troy has not allowed a sack in 4-of-8 games this season. Troy's three sacks allowed in October were tied for the 17th fewest in the country.

• Troy allowed 31 tackles for loss in the first four games of the season; the Trojans have allowed just 19 TFLs in the last four games.

• Troy has 50 plays of 20-plus yards this season, tied for the ninth most in the country. Troy's 25 plays of 30-plus yards are tied for the 13th most; the Trojans are 11th in 40-yard plays (14) and 15th in 50-yard plays (7).

- Troy is 10th nationally with 9.33 percent of its plays covering 20-plus yards and 13th with 4.61 percent of its plays covering 30-plus yards.

- The Trojans rank fourth nationally, with 73.9 percent of their touchdowns (17-of-23) coming from 10-plus yards out.

- Troy has been a second half offensive team; the Trojans are 107th (4.25) in first quarter scoring and 80th in first half scoring (13.38). The Trojans are 50th in second half scoring (13.75) and 47th in fourth quarter scoring (7.75).

- Troy ranks second nationally, scoring on 96.7 percent of its red zone opportunities; however, the Trojans are 111th in red zone touchdown scoring.

- Troy ranks 16th nationally, throwing an interception on just 1.58 percent of its passing attempts; it is the third-best mark in the G5 (Air Force, San Jose State).

- Troy is one of the best in the country on third-and-long situations; the Trojans are 15th nationally, converting 31 percent of its 3rd-and-10 and longer.

- Troy has topped the 400-yard mark in five straight games, including 587 yards against Arkansas State, its most yards since racking up 603 yards against Georgia Southern on Nov. 9, 2019.

- Troy rushed for 351 yards against Arkansas State, the most rushing yards since 383 against Austin Peay in 2016.

- Troy has rushed for 300-plus yards twice the season, the first time since 2014 that the Trojans have rushed for 300 yards or more in multiple games and the fourth time since 2000. Air Force leads the country with three, while Troy and UNLV have two.

- A third 300-yard rushing game for the Trojans would be the most by a Troy team since at least 2000.

- Troy has won the TOP battle in 7-of-8 games this season, including at Army.

- Gunnar Watson has thrown a touchdown pass in 11 straight games.

- Troy scored on its first possession of the second half in seven games last season; the Trojans were 7-0 in such contests. Troy is 5-0 this season when scoring on the opening drive of the second half (SFA, GSU, A-State, Army, TXST).

- Troy has outpassed its opponent in 7-of-8 games, outrushed its opponent in 5-of-8 games and outgained its opponent in 6-of-8 games.

- After committing 10 turnovers in the first four games of the season, Troy has turned it over just three times in the last four games.

- Jabre Barber has topped the 100-yard receiving mark in three of the last four games; he has five 100-yard games in his career, tied for the fifth most in school history.

- Kimani Vidal has six rushing touchdowns the last five games after not scoring the first three games of the season. He has five multi-touchdown games in his career.

- The last two years against Arkansas State, Kimani Vidal has rushed for 453 yards and seven touchdowns.

- Kimani Vidal rushed for 245 yards on 28 carries against Arkansas State for his 10th career 100-yard rushing game,

the second most in program history.

- Kimani Vidal added his fourth 100-yard game of the season with 116 yards on 23 carries at Army.

- Kimani Vidal is responsible for 40 percent of Troy's 200-yard rushing games in program history; he now has games of 248, 245, 242 and 208 in his career.

- Kimani Vidal has rushed for 951 yards through the first six games of the season, the most by a Trojan since at least 2000. The previous high was Jordan Chunn's 816 yards in 2016. His rushing total is the sixth most in Sun Belt history through the first seven games (Antonio Andrews, WKU - 1,036).

- Troy is 10-1 when Kimani Vidal rushes for 100-plus yards and 21-3 when he rushes for 50-plus yards.

- Gunnar Watson rushed for positive yards in back-to-back games (GSU, A-State); prior to the Georgia State game, he had just three games in his career with positive rushing yards.

- Troy has topped the 500-yard mark of total offense three times this season; it is tied for the most since at least 2000 in program history through the first six games of the season.

- Gunnar Watson's 392 passing yards at Texas State rank as the 14th most in program history and most since Jacob Free threw for 419 yards at Arkansas State in 2020.

- Jabre Barber set career highs for catches (10) and yards (160) at Texas State ... his 160 yards are the 15th most in program history and most since Jerrel Jernigan had 209 yards at Arkansas State in 2010.

- Troy's opening drive at Georgia State (12 plays, 93 yards) was its first 90-plus yard drive that resulted in a score but not a touchdown since 2012 against Arkansas State. It was the longest non-touchdown scoring drive since a 95-yard drive against Florida Atlantic in 2012 resulted in a field goal.

- Kimani Vidal rushed for 248 yards in the season opener against Stephen F. Austin to set a new single-game Troy record; he finished just two yards shy of the record last year against ULM.

- Kimani Vidal is the only player in Troy history to top the 200-yard mark three times; he's done it four times.

- Kimani Vidal's 248 yards in the opener are the second most of any player in the country this season (Kentucky's Ray Davis, 280 yards vs. Florida).

- Kimani Vidal has shot up the Troy career record book and is now just 501 yards shy of becoming Troy's all-time leading rusher.

- Kimani Vidal is second among active running backs with 3,184 career rushing yards (Frank Gore, S. Miss, 3,288) and fourth with 638 career attempts.

- Chris Lewis caught a 52-yard touchdown pass from Gunnar Watson in the final seconds of the first half at Army; it was his third touchdown of 40-plus yards this season and the second straight week with a touchdown reception of 50-plus yards; he had a 64-yard score last week against Arkansas State. Chris Lewis' four touchdown receptions this season have come from 64, 52, 40 and 21 yards.

- Despite putting up 251 yards in the opening half against WKU, Troy didn't find the end zone until a Hail Mary from

40 yards out as the final seconds ticked off the clock.

- Troy is 6-2 when Gunnar Watson throws for 315 yards or more in a game; the Trojans are 14-6 when Watson does not throw an interception and 9-2 when he throws two or more touchdown passes.

- Chris Lewis made a pair of one-handed catches at Kansas State, including one for Troy's only touchdown of the game.

- Troy scored a touchdown on its opening drive of the SFA game courtesy of a 10-yard touchdown pass from Gunnar Watson to tight end Ethan Conner; Troy did not score a touchdown on a game-opening drive last season.

- After Georgia State fumbled with 8:21 to play in the game, Troy used a 14-play, 68-yard drive that milked 8:15 off the clock, ending with a Kimani Vidal touchdown with six seconds remaining in the game.

- Ethan Connor became the first tight end since at least 1990 to have multiple touchdown receptions. The previous single-season tight end record was just three touchdowns (A.J. Lewis 2019; Deyunkrea Lewis 2021). Conner will miss at least a month after suffering an arm injury against James Madison.

- Against JMU, Troy had four 50-plus yard receiving games - Chris Lewis (94), Jabre Barber (89), Devonte Ross (69) and Deshon Stoudemire (52). It marked the first time since Arkansas State in 2020 that the Trojans had four receivers record more than 50 receiving yards.

- Troy had to replace 104 starts across its offensive line with the departure of Austin Stidham (62), Jake Andrews (37), Deandre Butler (23) following the 2022 season.

- Troy's offensive two-deep features a handful of four-year transfers -- Asa Martin (RB - Memphis), Landon Parker (WR - Wofford), Goose Crowder (QB - West Virginia), Chris Lewis (WR - Kentucky), Blake Austin (OL - East Tennessee State), Eli Russ (OL - Oklahoma State), Colby Smith (OL - Auburn).

- Troy returned all but one of its offensive coaches with the departure of OL coach Cole Popovich back to the NFL ranks. Joe Bernardi assumed the role following a stint at Auburn.

- Derrick Graham is Troy's starter at left tackle ... he started nine games at right tackle in 2020 as a true freshman (Troy's first true freshman to start on the OL since 2015). He redshirted the 2021 season (two games played) and played 112 snaps over 12 games in 2022.

- Troy's passing offense ranked eighth nationally and second in the G5 (Houston) last season, according to PFF, and the Trojans ranked 14th overall offensively. Troy's receivers were the seventh-best unit in the country.

- Troy has won its last three games in which it was held scoreless at the half -- Southern Miss (2021), Louisiana (2022), Army (2022).

## No Punts

- Troy has not punted in a game just twice in its DI history.

- The most recent was a 37-13 victory over South Alabama in 2019. Troy had three turnovers, a missed field goal and scored on seven drives.

- The first was a 34-13 win at Idaho in 2016. Troy had three turnovers, lost the ball on downs once and scored six times.

## LONG DRIVE NETS A TOUCHDOWN

### Troy's 90-Yard Scoring Drives (FBS 2001-pr.)

Opponent	Year	Yards	Type
Arkansas State	2023	95	TD
Georgia State	2023	93	FG
Arkansas State	2022	94	TD
Western Kentucky	2022	93	TD
Eastern Kentucky	2020	91	TD
Georgia State	2019	98	TD
Akron	2019	91	TD
Southern Miss	2019	93	TD
Southern Miss	2019	97	TD
Georgia Southern	2018	92	TD
South Alabama	2018	98	TD
ULM	2018	96	TD
North Texas	2017	92	TD
Texas State	2017	90	TD
Akron	2017	97	TD
Alabama State	2017	95	TD
New Mexico State	2016	91	TD
New Mexico State	2015	97	TD
New Mexico State	2015	92	TD
ULM	2014	98	TD
Abilene Christian	2014	90	TD
Duke	2013	91	TD
Arkansas State	2012	91	FG
Tennessee	2012	93	TD
Florida Atlantic	2012	95	FG
Mississippi State	2012	91	TD
UAB	2011	96	TD
Arkansas State	2010	92	TD
Florida Atlantic	2009	90	TD
Western Kentucky	2009	90	TD
FIU	2008	90	TD
Middle Tennessee	2007	91	TD
Georgia	2007	91	TD
UL Lafayette	2006	94	TD
Missouri	2004	93	TD
Southern Utah	2002	98	TD
UAB	2002	92	TD
Jacksonville State	2001	91	TD

## QB NOTES

### THE STORY ON GUNNAR

- Gunnar Watson enters his sixth-year with the program and third going into the season as the starter.
- Two-time all-state selection at Taylor County (Ga.) High School and was ranked the 23rd best pro-style QB in the country by Rivals ... led Taylor County to a 19-5 record his final two seasons and did not throw in interception during the regular season of his senior season.
- Named the Sun Belt Conference Championship Game MVP after completing 12-of-17 passes for 318 yards and three touchdowns.
- Became the seventh player in program history to top the 5,000-yard mark, the sixth to top the 6,000-yard mark and the fifth to reach 7,000 yards.
- Completed 20-plus passes 19 times in his career, including in four of the last six games.
- Three of his top seven passing games have come this season, including a career-best 392 yards at Texas State.
- Watson has thrown a touchdown pass in 11 straight games dating back to Troy's blowout of ULM last year and in 13 of the last 14 games.
- Finished with positive rushing yards just five times in

his career -- South Alabama (2020) 11; South Alabama (2021) 11; Louisiana (2021) 1; Georgia State (2023) 9; Arkansas State (2023) 14.

- Ranks 15th in Sun Belt history with 8.864 career passing yards and 14th with 727 career completions.

- Has four career rushing touchdowns -- two at App State in 2022, one at Texas State in 2023 and one against Louisiana in 2021.

- In the 2022 opener at Ole Miss, his 72.3 completion percentage was the sixth highest in Troy's DI history among passers with at least 45 attempts. His 47 attempts were the 18th most in a game in Troy's DI history while his 34 completions were tied for the eighth most in school history.

- In 2020, started nine games and led the Sun Belt averaging 237.9 yards per game. Ranked seventh nationally, completing 70.1 percent of his passes and 11th with 23.44 completions per game.

- Became the first Troy quarterback since Corey Robinson in 2010 to win his Trojan debut.

- In 2021, returned as Troy's starting quarterback in the Trojans' victory over Georgia Southern ... completed 24-of-36 passes for 270 yards and a touchdown.

- Averaged 220.6 yards per game in his seven starts in 2021, which would have been good for fourth in the Sun Belt.

### OFF THE BENCH

- Behind Gunnar Watson on the depth chart is a newcomer to the program, West Virginia transfer Goose Crowder.

- Crowder's arrival marks the second straight season a former WVU QB has been at Troy following a brief one-year stint by Jarrett Doege in 2022.

- An SI All-American finalist at Gardendale High School, Crowder, who's first name is Will, earned his nickname from the character in Top Gun.

- Redshirt freshman walk-on, and son of former Tennessee and NFL quarterback Kelly Holcomb, Jameson Holcomb and redshirt freshman Tucker Kilcrease are locked in a neck-and-neck battle for the No. 3 QB.

## RB NOTES

### VIDAL MAKES HISTORY

- Junior running back Kimani Vidal has had quite the career at Troy so far.

- One of four 1,00-yard rushers in the Sun Belt Conference in 2022; third-most rushing yards in the league (1,132).

- On the verge of becoming just the second player in program history to rush for 1,000 yards in multiple seasons; needs just six yards.

- Enters the weekend just 99 yards shy of becoming Troy's all-time leading rusher.

- Has rushed for 993 yards this season, the most by a Troy player through eighth games since at least 2000.

- Has accounted for 40 percent of Troy's 200-yard rushing games in program history, with his four, all of which have come in his last 10 games.

- Rushed for 248 yards in the season opener against Stephen F. Austin to set a new single-game Troy record; he finished just yards shy of the record last year against ULM.

- Averaged 5.0 yards per carry or more in 16 career games, including five games with 8.0 yards per carry or more.

- Caught five or more passes in seven different games in his career and multiple receptions in 20 games.

- Rushed 20-plus times in 12 career games, topped the 100-yard mark in eight of those contests.

- Troy is 10-1 when he rushes for 100-plus yards; lone loss was a 142-yard effort at Coastal Carolina in 2021. In fact, Troy is 21-3 when he rushes for 50-plus yards.

- Conversely, Troy is 7-11 when Vidal rushes for fewer than 50 yards. In his six lowest rushing outputs, the Trojans are 1-5, the lone exception was a 26-yard effort on six carries at WKU in 2022.

- Rushed for 242 yards and two touchdowns on 29 carries, 8.3 yards per carry, against ULM in 2022. It was the second-most yards in a game in Troy history (244 Eddie Brundidge vs. Virginia Union, 1986). Vidal's 242 yards are tied for the 20th most in a game in Sun Belt history and the ninth most in an NCAA FBS game this season.

- His 8.3 yards per carry average against ULM in 2022 was the most by a Trojan since at least 2000 with at least 20 attempts in a game; the previous high was 8.4 by DuJuan Harris against Louisiana on Nov. 22, 2008 -- 234 yards on 28 carries.

- In 2022, became just the second player in program history to rush for more than 200 yards in multiple games in the same season; Eddie Brundidge (1986). Vidal became just the 13th player in Sun Belt history to post multiple 200-yard rushing games in a season and the first since App State's Jalin Moore in 2017.

- Tied the Troy single-game record with four rushing touchdowns against Arkansas State in 2022; it was tied for the fourth most in a game that season and the most by a player in the Group of Five. His four rushing touchdowns tied for the 10th most in a game in Sun Belt history and just one off the record.

- In 2020, became the first Troy freshman since Shawn Southward in 2009 to top the 100-yard mark in a game and just the third true freshman in school history to rush for more than 100 yards in a game.

### Troy True Freshman 100-Yard Games

Player	Year (Opp)	Yards
Kimani Vidal	2020 (Eastern Kentucky)	143
Kimani Vidal	2020 (Texas State)	106
Shawn Southward	2009 (WKU)	140
Shawn Southward	2009 (Louisiana)	154
Marrío Fraser	2002 (S. Utah)	124

- In 2020, became the first true freshman in school history to rush for 100-plus yards in consecutive games -- Texas State (106), Eastern Kentucky (143).

### 2023

- Kimani Vidal rushed for 248 yards in the season opener against Stephen F. Austin to set a new single-game Troy

record; he finished just yards shy of the record last year against ULM.

- Kimani Vidal leads the country averaging 135.9 yards per game and with 951 total yards, that includes playing the nation's top rushing defense (James Madison) and No. 24 rushing defense (Kansas State).

- Kimani Vidal has shot up the Troy career record book and is now just 142 yards shy of becoming Troy's all-time leading rusher.

- Second in Troy history with 11 100-yard rushing games after hitting the mark four times already in 2023.

- Of Vidal's 248 yards against SFA, 156 came after contact. His 6.5 YAC ranked as the most in the country (min. 25 carries) and second most nationally (min. 16 carries). He forced nine missed tackles.

- Against WKU, 120 yards came after contact and he forced 10 missed tackles.

- Ranks 14th nationally among running backs with 135 attempts averaging 3.44 yards after contact. Has forced 53 missed tackles this season, fourth most among backs with at least 135 carries.

## 2022

- Named to the PFF National Team of the Week for his performance against ULM.

- Rushed for 208 yards at Arkansas State (needed 202 in the game) to become the 10th player to rush for 1,000 yards in a season and the 11th 1,000-yard season in program history (DeWhitt Betterson did it twice).

- Averaged 158.5 yards in his four November games, the fifth-highest average in the country. His seven rushing touchdowns in the month tied Texas' Bijan Robinson for the most in the country.

- Averaged 3.32 yards after contact, 16th best nationally

- Only fumbled once all season, tied for the fifth-fewest nationally among backs with at least 200 carries.

- Ranked 12th nationally per Pro Football Focus with a 90.1 rushing grade (min. 200 carries) and 15th with an 85.8 overall grade

- Caught 25 passes for 134 yards; his receiving yards are the 21st most by a running back nationally with at least 200 carries

- \* Ranked 19th nationally in blocking among running backs.

## 2021

- Ranked 28th nationally averaging 3.52 yards after contact (min. 150 attempts).

- Led the Sun Belt and ranked 14th nationally averaging 120.67 yards per game in the month of October -- 63 Georgia Southern, 157 Texas State, 142 Coastal Carolina.

- Ranked seventh in the Sun Belt averaging 67.60 yards per game ... average took a hit after only playing eight snaps against South Alabama before suffering a game-ending injury. As a result of the injury, had just 11 carries vs. Louisiana and 10 snaps vs. App State.

- Named to the CoSIDA Academic All-District Team in 2021.

## 2020

- In 2020, ranked second nationally among freshmen and 21st overall averaging 3.83 yards after contact.

- Finished the 2020 season with 26 receptions, the most by any freshman running back nationally and 17th most overall.

## STABLE OF BACKS

- Troy's running back depth chart lists five players, for good reason. The Trojans have stable of backs with a variety of skill sets.

- Courtland, Ala., native Asa Martin, who began his career at Auburn and played at Memphis the last three seasons joined the program this offseason. Rushed for 435 yards and seven touchdowns for the Tigers last year.

- 2017 ASWA Alabama Mr. Football and Class 6A Back of the Year at Austin High School.

- The rest of the Troy backfield features sophomore Jarris (Puck) Williams, who rushed for 1,352 yards and 13 touchdowns on 109 carries as a senior at Blount High School ... sophomore Damien Taylor, who rushed for 1,851 yards and 17 touchdowns at Tuscaloosa County High School, finalist for 7A Back of the Year ... Freshman Jordan Lovett, who rushed for 1,035 yards and 11

touchdowns, with six 100-plus yard games in eight games at Statesboro (Ga.) High School.

## WR / TE NOTES

### LOST PRODUCTION

- Troy lost its top-two players, in terms of production, from the receiver spot off last year's team. Tez Johnson transferred to Oregon and Rajae' Johnson is playing in the CFL.

- The pair combined for 92 catches, 1,576 yards and 11 touchdowns last season, which represents 36.7 percent of Troy's catches, 46.4 percent of Troy's yards and 55 percent of Troy's touchdown receptions from 2022.

### GET TO THE GOOD PART ...

- While Troy lost the Johnson-Johnson combo, the Trojans welcome back a host of top talent at the position, led by Jabre Barber who played in just 5-plus games after an injury derailed his season.

- Ranked second on the team in catches (25) and yards (351) before suffering an injury against Southern Miss.

- Recorded Troy's first 100-yard receiving game of the season with 105 yards on just five catches against Alabama A&M and added his second against Marshall (101 yards).

- Rated as the eighth-best receiver in the Sun Belt per PFF at the time of his injury.

- Additionally, Deshon Stoudemire (41, 507, 2 TD) and Marcus Rogers (14, 211) both return on the outside, plus Troy added grad-transfer Landon Parker, 60 passes for 1,183 yards and six touchdowns in 31 career games at Wofford and former Kentucky wideout Chris Lewis, who was a top-10 player in the state of Alabama out of Pleasant Grove High School, to the mix.

## C--LEW'S BREAKOUT

- Troy head coach Jon Sumrall knew what he had in sophomore receiver Chris Lewis since he recruited him to Kentucky when Sumrall was an assistant there.

- The rest of the nation soon found out as well as he made two one-handed catches in Troy's game at Kansas State, one for a touchdown.

- Has caught 13 passes for 3099 yards in the last four games after not catching a pass in the opener; was targeted just one time in that contest.

## 100-YARD RECEIVING GAMES

### Troy 100-Yard Individual Receiving Games

Rank	Year	No.
1.	2019	11
2.	2013	7
	2012	7
4.	2022	6
	1993	6

## OL NOTES

### THE BOOK ON BETTS

- Grant Betts made his debut as a starter in 2020 for the Trojans at left guard before moving to right tackle in 2021. Sliding back to guard for the 2023 season, a position where he ranked among the best players in the country at in 2022.

- Betts has bounced around between guard and tackle in his career. Has played 1,872 snaps at tackle and 969 snaps at guard.

- Best season came in 2020 where he played 804 snaps at left guard.

### 2023

- Split time between right tackle (397 snaps) and left guard (152 snaps).

- Has allowed just two sacks in 294 pass blocking situations

### 2022

- Played 915 of a possible 917 offensive snaps

### 2021

- Called for just two penalties all season in 792 total snaps ... Did not allow a sack in 8-of-12 starts.

### 2020

- Ranked 12th nationally among guards with at least 300 snaps with a 98.8 pass block efficiency rating per Pro Football Focus; allowed no sacks, no hits, 11 hurries and 11 pressures in 513 pass blocking situations ... His overall 81.4 pass blocking grade was the 15th-best nationally among guards ... Played a team-high 805 snaps on the season ... Not called for a penalty all season

## KING COUNTRY

- JUCO transfer Daniel King came in and filled a vacant spot at guard for the Trojans in 2022 and had tremendous success.

- Named to the Preseason All-Sun Belt Second Team heading into 2023.

### 2023

- Played 546 total snaps ... allowed just two sacks in 291 pass blocking situations.

- Troy's top-rated pass blocker per PFF.

### 2022

Troy's top-rated pass blocker per Pro Football Focus ... Allowed just two sacks, one QB hit, 10 hurries and 13 pressures in 467 passing situations

- Called for just four penalties in 888 offensive snaps. Did not allow a sack in the final six games of the season

- Ranked third among Sun Belt guards (min. 600 snaps) per PFF in pass blocking.

## BURT'S MOMENT

- Enters the 2023 season with just 85 total snaps under his belt and 28 offensive snaps.

- Made an impression on the coaches despite the lack of playing time and earned a scholarship during training camp prior to the 2023 season and the starting nod at right tackle.

- Played 60 snaps in the opener and finished as Troy's second-highest rated pass blocker per PFF. Didn't allow a hit, pressure or hurry.

## COWBOY UP

- Eli Russ transferred to Troy from Oklahoma State and has taken 521 snaps at center this year ... allowed just one sack in 273 pass blocking situations.

## IT'S IN HIS BLOOD

- Left tackle Derrick Graham is Troy's' top-rated run blocker and close behind DK in pass blocker.

- Father, Derrick, played nine seasons in the NFL for the Raiders, Seahawks and Chiefs.

- Played 554 snaps, allowed two sacks and one hit in 295 passing situations.

- Played 672 snaps as a true freshman at right tackles, allowed just two sacks in 432 passing snaps.

## NEW FACES

- Troy is replacing 104 starts across its offensive line with the departure of Austin Stidham (62), Jake Andrews (37), Deandre Butler (23) following the 2022 season.

- Oklahoma State transfer Eli Russ is slotted to take over the center duties for Jake Andrews, who was drafted by the New England Patriots.

- Russ played in 16 games over two seasons for the Cowboys ... all-state selection in high school. Played 60 snaps in the opener.

- Troy also welcomed Colby Smith (Auburn) and Elijah Philippe (Lackawanna College) to provide depth at the two tackle positions.

- Philippe was rated as the No. 4 JUCO offensive tackle in the country and the No. 10 JUCO player in the country per the 247 Sports and held offers from South Carolina, Florida State, Virginia Tech and Auburn.

- Smith was a top-35 prospect in North Carolina out of high school

## AUSTIN TAKES OVER

- Blake Austin wasn't in Troy's starting lineup the first three weeks, but took over at left guard in week four and has not allowed a sack in 203 passing situations.

- Played 412 total snaps in his first season with the Trojans ... played 33 snaps at center in the second half at Texas State after Eli Russ left with injury.

# DEFENSE NOTES

## TROY IS A TURNOVER MACHINE

- Troy leads the country in forced turnovers since the start of the 2016 season.

1. Troy	183
2. Clemson	175
Iowa	175
4. UCF	173
Wisconsin	173

- Troy has forced a turnover in 84 of its last 102 games with multiple turnovers in 55 of those 102 games.

- Troy ranks fifth nationally in interceptions since the start of the 2016 season.

1. Iowa	121
2. Wisconsin	119
3. San Diego State	115
4. Appalachian State	113
5. Troy	112

- Since 2016, Troy has forced multiple turnovers in 51 games, the fourth most in the country. The Trojans have forced three or more turnovers in 32 games and four-plus turnovers in 16 games, both lead the country.

## FOURTH QUARTER, OUR QUARTER

- Like most teams, Troy preaches playing tough in the fourth quarter. Unlike most teams, Troy backs it up.

- Against FBS opponents in 2022, Troy led the country allowing 2.8 points per game in the fourth quarter. The Trojans were the only team to allow fewer than three points.

- Since the start of the 2022 season, Troy is sixth nationally allowing 7.77 points in the second half and fourth allowing 4.00 points in the fourth quarter.

- This season, Troy is 10th in the country allowing 7.13 points in the second half ... the Trojans' best quarter is the third where they are allowing just 2.50 points per game.

## KEEPING IT UNDER 100

**Most Opp Held Less Than 100 Rushing Yards - Troy (FBS)**

1. 2022 / 2017	8
3. 2006 / 2002	7
5. 2016 / 2008 / 2003 / 2004	6
9. 2021 / 2010	4
11. 2023	3

## NO THIRD DOWNS FOR YOU

- Troy has held four opponents without a third-down conversion since moving to the FBS ranks.

LSU	2017	0-for-9
Arkansas State	2007	0-for-13
North Texas	2006	0-for-13
Florida Atlantic	2002	0-for-12

## KEEPING IT LESS THAN 400

- Troy has held its opponents to less than 400 yards per game in six of the last eight seasons.

- Entering the season, Troy was one of 41 schools over that time period to allow fewer than 400 yards per game in six of the last eight seasons. Of those 41 schools, Troy ranks 29th allowing an average of 368.33 yards per game over the full eight year period.

- Troy has held 15 of its last 17 opponents to fewer than 400 yards (Coastal Carolina, 2022; Texas State, 2023).

- Troy has held opponents to fewer than 400 yards 27 times since the start of the 2021 season, the 10th most in the country ... Troy is 20-7 in those games.

- Troy is tied for eighth since the start of the 2022 season with 17 such games; the Trojans are 15-2 over that span.

- Troy held Kansas State to 397 yards in week two ... the Trojans became just the 24th team since 2000 to hold Kansas State to less than 400 yards.

Season	Yards Allowed
2023	300.8
2022	326.4
2021	337.9
2020	405.1
2019	434.2
2018	347.9
2017	340.1
2016	366.5
2015	391.2
2014	454.0
2013	483.2
2012	443.6
2011	465.0
2010	453.5
2009	424.5
2008	327.5
2007	378.2
2006	337.0

## DEFENSE QUICK HITTERS

- Troy allowed a combined 10 points over the last three-game stretch of Georgia State, Arkansas State and Army; it was the fewest allowed by a Troy team since 1985 -- West Alabama (38-7), West Georgia (42-0), Valdosta State (10-3).

- Troy's shutout of Army was the first for the Black Knights at home since a 28-0 loss to South Florida on Sept. 27, 2003; it was the first time they were shutout overall since a 35-0 loss at Stanford on Sept. 13, 2014.

- Richard Jibunor is the FBS active leader in TFL yards (235) and sack yards (204), ranks second in sacks (27.0), and second in solo sacks (23).

- Javon Solomon ranks third among active FBS players in TFL yards (217), second in sack yards (171), eighth in TFLs (38.0) and fourth in sacks (23.0).

- Since the start of the 2022 season, Troy has held 15 of its 22 opponents to 19 points or fewer, the fourth most in

the country (tied with Georgia).

- Troy is second in the country (Michigan), holding six opponents to 300 or fewer yards of total offense this season. The Trojans are sixth since the start of the 2022 season with 12 such games.

- Troy has held 15 of its last 17 opponents to fewer than 400 yards.

- Troy has held opponents to fewer than 400 yards 27 times since the start of the 2021 season, the 10th most in the country ... Troy is 20-7 in those games.

- Troy is tied for eighth since the start of the 2022 season with 17 such games; the Trojans are 15-2 over that span.

- Troy is tied for 13th nationally, holding five of its eight opponents to 200 yards passing or fewer this season.

- Troy has held a team to less than 100 yards rushing or 100 yards passing in five of the last six games.

- Troy led the country, holding opponents to just 5.3 points per game in October. The Trojans allowed just one touchdown all month, best in the country.

- Troy has 13 sacks the last three weeks after just six in the first five games ... the Trojans have recorded 25 tackles for loss over the last three games.

- After forcing just two turnovers in the first three games, Troy's defense has forced 13 turnovers the last five games, including back-to-back games with four turnovers.

- Troy ranks eighth nationally, holding opponents to points on 22.6 possessions and touchdowns on 14.3 percent of possessions. Troy is seventh limiting opponents to 1.11 points per possession, best in the Group of Five.

- Since the start of the 2022 season, Troy is seventh nationally, holding opponents to 1.23 points per possession, seventh limiting opponents to points on 24.6 percent of their possessions and ninth holding opponents to touchdowns on 16.5 percent of possessions.

- Since the start of the 2022 season, Troy has allowed the seventh fewest points per game nationally, 17.01 and the 12th fewest yards, 313.88.

- Troy ranks 13th nationally in Hard Stop Percentage -- Hard Stop percentage' is the percentage of possessions that the defense forced a turnover, created' 3 and Out', or made a 4th Down stop.

- Troy has forced a Hard Stop in 50 percent of its drives this season.

- Troy is 14th nationally the last two seasons with a 45.8 Hard Stop percentage.

- Troy is fourth nationally this season, forcing a turnover on 29.1 percent of opponent possessions. The Trojans rank third the last two seasons with a 24.6 percentage.

- Remove the Kansas State game; Troy has held opponents to a 26.3 success rate on third down this season.

- Since week three, Troy ranks 13th nationally, allowing 1769 yards of total offense and second, allowing 63 points (Michigan, 37).

- On the 20th defensive play against Arkansas State, Dell Pettus played his 3,000th career defensive snap for the Trojans. He has played the fifth most snaps among active

defensive players nationally.

- Troy is one of seven teams to not allow a rush of more than 30 yards this season; the Trojans are one of 14 teams to not allow a pass of 50-plus yards. Troy ranks ninth nationally having allowed just nine plays of 30-plus yards.

- Through the first four conference games, Troy has allowed just 9.8 points per game, the third-fewest by a team against conference opponents.

- Troy held Arkansas State to just 47 yards rushing in the game; the Trojans have held three of their last five opponents to less than 100 yards on the ground.

- The Trojans' defense stymied the Red Wolves, holding them to just 47 rushing yards and 156 yards through the air. Quarterback Jaylen Raynor had thrown for 616 yards and nine touchdowns in the past two games; today, he completed 15-of-27 passes for 156 yards with no scores.

- Troy held Georgia State to seven points and 298 yards of total offense, its fewest since being shutout against Coastal Carolina in 2020 (Oct. 31).

- Troy intercepted Darrin Grainger twice in the game at Georgia State after he had not thrown an interception since Oct. 19, 2022, at App State. It marked just the second time in his career (Coastal Carolina, 2022) that he threw multiple interceptions in a game.

- Troy held WKU to just 288 yards of total offense and 13 yards on the ground; the Hilltoppers had 284 yards at Ohio State the week before ... it was their fewest rushing yards since a -9 output at UTSA on Dec. 3, 2021, and lowest total output besides the Ohio State game since a 284-yard performance against Georgia State in the 2020 Camilla Bowl.

- Troy has held an opponent to less than 250 yards in 37 games since moving to the FBS level; the opener against SFA marked the first time in those games the Trojans allowed more than 27 points and just the second time allowing 21-plus points.

- Reddy Steward intercepted Stephen F. Austin's first play from scrimmage and returned it 45 yards for a touchdown. He is tied for first in Troy history with three career interception returns for a touchdown (Rayshun Reed, 1999-03); the interception was the sixth of his career.

- Troy has returned an interception for a touchdown in seven straight seasons following Reddy Steward's 45-yard return in the 2023 opener against Stephen F. Austin. The Trojans have a defensive touchdown in seven straight seasons and in 12 of the last 13 seasons.

- Despite allowing 30 points on the scoreboard in the opener, Troy's defense played much better than the point total lets on.

- 7 points directly from fumble return for TD
- 7 points on a drive where 41.3 percent of the yards (33-of-80) came via penalties
- 7 points against third-team defense
- 3 points on 34-yard drive following turnover
- 3 points on -4 yard drive following turnover

- Troy must replace the NCAA's all-time leader in tackles following the graduation of Carlton Martial ... he finished his career with 577 career tackles.

- Troy held eight of its final 13 opponents in 2022 to less than 100 yards rushing. The Trojans faced the nation's No. 2 (Army) and No. 3 (Ole Miss) rushing attacks last season.

- Troy held K-State to a combined 16 rushing yards on 15 carries in the second and third quarter.

- Troy held Kansas State to 147 rushing yards, tied for the 10th fewest by a Troy team against a ranked opponent.

- Troy recorded multiple sacks in 10-of-14 games last season, the eighth most in the country. The Trojans had four or more sacks in six games, which is tied for the fourth most nationally. Troy had five or more sacks in four games, which was for the most in the country.

- Last season, Troy allowed just 273.1 yards per game, 4.22 yards per play and 15.1 points per game in league games, which ranked third, second and seventh nationally, respectively, for teams against conference opponents.

- Last season, Troy allowed the fifth-fewest plays of 20-plus yards (38), the sixth-fewest 20-plus yards runs (8) and the 13th-fewest 20-plus yard passes (31).

- Last season, Troy ranked eighth nationally in turnovers gained, 14th in sacks, eighth in scoring defense, 19th in total defense and 24th in rushing defense.

- Last season, Troy became just the second team since at least 2000 to win multiple games when scoring 10 or fewer points last season. South Alabama, 10-6, Army 10-9. Arkansas State was the only other school to do so; the Red Wolves beat Florida Atlantic, 3-0, and Troy, 9-3.

- Last season, Troy became the only school since 2000 to win five games when scoring 18 or fewer points ... the previous high was four, which had been done eight times, most recently by TCU in 2018.

- Troy has played eight quarters at Hancock Whitney Stadium and have not yielded a touchdown to South Alabama in its own stadium.

## STOPS BEHIND THE LINE

• A breakdown of Troy's top sack games against Sun Belt foes and top tackles for loss games against all opponents.

### Troy Sacks in Sun Belt Games

Opponent	Year	Sacks
1. Georgia Southern	2019	9
Coastal Carolina	2018	9
North Texas	2007	9
<b>4. Marshall</b>	<b>2022</b>	<b>7</b>
FIU	2008	7
6. Georgia Southern	2021	6
Idaho	2017	6
South Alabama	2016	6
Middle Tennessee	2010	6
FIU	2009	6
FIU	2006	6
Idaho	2004	6
Florida Atlantic	2004	6

### Troy Tackles for Loss (All Games - Since 2001 [FBS])

Opponent	Year	Sacks
1. ULM	2003	18
<b>2. Southern Miss</b>	<b>2021</b>	<b>16</b>
Marshall	2004	16
4. North Texas	2003	15
North Texas	2007	15
6. Florida A&M	2018	14
New Mexico State	2015	14
Middle Tennessee	2008	14
Florida Atlantic	2004	14
10. Utah State	2002	13.5

## SACK PARTY

• Troy tied a school FBS record with nine sacks against Coastal Carolina in 2018, against Georgia Southern in 2019 and Southern Miss in 2021.

• The Trojans rank eighth nationally since 2017 in sacks.

1. Clemson	296
2. Pittsburgh	277
3. Alabama	274
4. Miami (Fla.)	256
5. Penn State	254
6. Ohio State	247
7. Marshall	237
<b>8. Troy</b>	<b>232</b>

• The Trojans have the 10th most tackles for loss in the country since 2017.

1. Clemson	735
2. Miami (Fla.)	682
3. Alabama	632
4. Oklahoma State	620
5. Pitt	612
<b>12. Troy</b>	<b>573</b>

## HOLDING THEM UNDER 250

• Troy has held an opponent under 250 yards of total offense 38 times since moving to FBS in 2001 ... The Trojans are 33-5 in those games

### Opponents Less than 250 Yards Total Offense (FBS Era)

Opponent	Year	Yards	Score
Arkansas State	2023	203	W, 37-3
Stephen F. Austin	2023	240	W, 48-30
ULM	2022	228	W, 34-16
Southern Miss	2022	205	W, 27-10

Marshall	2022	174	W, 16-7
Southern Miss	2021	156	W, 21-9
Southern	2021	189	W, 55-3
South Alabama	2020	230	W, 29-0
Middle Tennessee	2020	241	W, 47-14
Akron	2019	242	W, 35-7
Campbell	2019	143	W, 43-14
South Alabama	2017	224	L, 8-19
Alabama State	2017	165	W, 34-7
Savannah State	2014	147	W, 66-3
Middle Tennessee	2010	207	W, 42-13
Alcorn State	2008	120	W, 65-0
Western Kentucky	2008	216	W, 17-7
Louisiana	2008	247	W, 48-3
North Texas	2007	205	W, 45-7
Arkansas State	2007	237	W, 27-0
Middle Tennessee	2007	209	W, 45-7
Alabama State	2006	134	W, 38-0
North Texas	2006	230	W, 14-6
Middle Tennessee	2006	203	W, 21-20
FIU	2006	245	W, 26-13
Cal Poly	2005	139	W, 27-10
North Texas	2005	229	W, 13-10
Arkansas State	2005	244	L, 3-9
Marshall	2004	177	W, 17-15
Arkansas State	2004	238	L, 9-13
Florida Atlantic	2004	248	W, 24-6
SE Louisiana	2003	236	W, 28-0
UAB	2002	223	L, 26-27

## DL NOTES

### BANDIT USUALLY AMONG SUN BELT BEST

• Troy's bandit position has produced some of the best the Sun Belt has to offer under coach Bam Hardmon. Troy's bandit has been named to the All-Sun Belt First Team in five of his eight seasons and earned all-conference honors eight times, including both bandits earning honors in 2020, 2021 and 2022. Additionally, Rashad Dillard was named the Sun Belt Defensive Player of the Year in 2016.

### D-LINE QUICK HITTERS

• Javon Solomon has moved from bandit to a defensive end position in 2023 to allow more packages where he and Richard Jibunor are on the field at the same time.

• Javon Solomon and Richard Jibunor entered the 2023 season with a combined 60.5 tackles for loss and 35.5 sacks.

• Luis Medina returns from injury and is a projected starter on the interior of Troy's defensive line. He was hurt week three at App State last year and missed the remainder of the season.

• Troy opened the season without two big weapons across its defensive front. T.J. Jackson served a suspension for the first two games of the season -- he was a first team All-Sun Belt pick last year after he finished as one of just 16 players nationally to record at least 14.5 tackles for loss, eight sacks and two forced fumbles on the year. Raymond Cutts suffered an injury on day one of training camp and missed the opener ... Cutts was a NJCAA First Team All-American last season with 11 sacks and 20 TFLs at Garden City CC.

## LB NOTES

### LINEBACKER QUICK HITTERS

• Troy must replace a combined 90 starts between Carlton Martial (56) and KJ Robertson (34) at the linebacker position.

• Troy had two players on the roster with starting experience at the FBS level heading into the opener -- Jayden McDonald (13) and Terry Thomas (1). Thomas earned a scholarship at the end of Troy's 2023 spring practice.

• Jayden McDonald, like Luis Medina, suffered a season-ending injury in Troy's Hail Mary loss at App State in week three last season.

• Steve Cattledge ranked as the nation's No. 10 overall junior college recruit (#2 LB) by On3.com ... As a sophomore, he led all of JUCO with 120 total tackles, including 21 tackles for loss and 10 sacks.

## SECONDARY NOTES

### NO-NONSENSE REDDY

• Reddy Steward has quietly become one of the top defenders in the Sun Belt and the country... not known for being over the top in his antics, Steward is certainly catching the eyes of opposing coaches.

• Took over the No. 2 jersey on defense previously worn by Carlton Martial.

• Represented Troy at Sun Belt Media Day.

• Tied for Troy's career lead with three INT returns for a touchdown and ranks second among active FBS players (Ole Miss, Teja Young - 4).

### 2023

• Intercepted the first play of the season and returned it 45 yards for a touchdown; the third INT return for a TD in his career.

• Recorded his second interception of the season during the second quarter at Kansas State.

• Became just the seventh Troy player since 2000 to have multiple interceptions in the first two games of a season. It marks the fourth time since 2018 (Tron Folsom, Terence Dunlap, Zion Williams) after Troy went 10 years (2008-18) without an occurrence of multiple interceptions by one player in the first two games.

### 2022

• Top-rated cornerback in the Sun Belt per PFF, second-rated corner in the G5 and in the country with an overall 90.7 grade.

• Ranked second nationally holding opponents to 8.7 yards after the catch and his NFL Passer Rating Against is the ninth best nationally

• Returned an interception 67 yards for a touchdown at Arkansas State and added another pick late in the fourth quarter to lock in Troy's Sun Belt West Title

### 2021

• Ranked second nationally (min. 25 targets) holding opponents to a 28.6 reception percentage (8-of-28).

• Among players with 20 or more targets, allowed the fewest receiving yards on the year with just 81 on the eight catches against him.

- Allowed just 37 yards after the catch ... Finished the year with an NFL Passer Rating Against of 24.7, the fifth-best in the country among cornerbacks with at least 200 coverage snaps.

## SECONDARY QUICK HITTERS

- Keyshawn Swanson played 196 snaps on defense and rated as Troy's No. 2 player on that side of the ball per Pro Football Focus with a 90.0 grade ... Missed just two tackles all season and allowed receptions on just 2-of-6 pass attempts.
- O'shai Fletcher held opponents to receptions on 57.1 percent of targets (36-of-63) and ranked 12th nationally holding opponents to just 9.0 yards per catch ... he is also the proud father of two.
- Troy bolstered its depth with the addition of two-time All-SWAC defensive back Irshaad Davis from Alabama State and Don Callis, who earned all-conference honors at East Central Oklahoma.
- Dell Pettus returns as Troy's most experienced player and one of the most experienced in the country with 47 career starts under his belt.
- Pettus earned Freshman All-America honors in 2019 and has been a rock in the secondary.

### More on Pettus

- Ranked 12th per Pro Football Focus among all Group of Five defenders with a 77.7 tackle grade, second-best among safeties
- Finished season with 66 tackles, a half tackle for loss, two pass break ups and a fumble recovery.
- Missed just eight tackles all season, 10.5 percent missed tackle rate 13th among G5 defenders.
- Limited opponents to receptions on 57.7 percent of targets (15-of-26), 14th-best in the G5 and fifth-best among safeties.

## SPECIAL TEAMS NOTES

### SPECIAL TEAMS QUICK HITTERS

- Troy broke in a new place kicker and new punter this season. The Trojans did not have a single player on its roster who has attempted a field goal or a punt at the FBS level prior to 2023.
- The Trojans do have one of the best long snappers in the country returning in senior Quentin Skinner. Skinner technically has two years of eligibility remaining, but will attempt to turn pro after this season.
- Last Season, the Trojans did not allow a kickoff return or a punt return touchdown all season and ranked 33rd nationally in opponent kickoff return average.
- Troy allowed just one punt return of more than 20 yards in 2022 and tied for eighth nationally allowing just one kickoff return of 30-plus yards -- the longest kickoff return by an opponent all season was 36 yards and the longest punt return was 23 yards.
- Scott Taylor Renfroe booted four field goals in the game at Army, already his sixth game this season with multiple field goals, which is tied for the most by a Trojan in program history since at least 2000 -- Sam Glusman (2008), Michael Taylor (2010). His 43-yard make in the third quarter was a career-long.

- Scott Taylor Renfroe tied a school record with his four made field goals at Army; Greg Whibbs also made four against Florida Atlantic in 2007.

- Scott Taylor Renfroe's two games with three-plus field goals ranks as the second most in program history since at least 2000 (Tyler Sumpter did so in three games in 2018).

- Scott Taylor Renfroe's 15 field goals through the first seven games of the season were the most by a Troy kicker since at least 2000. His 15 field goals are tied for the most in Sun Belt history through a team's first seven games -- Josh Arauco (Arkansas State, 2008) & Mark Myers (Florida Atlantic, 2004) also made 15.

- Now with 16 makes, Renfroe ranks fourth in Sun Belt history though eight games and are the most by a Troy player since at least 2000.

# GAME NINE | RECORDS

## TROY CAREER RECORDS

### PASSING YARDS

Player	Comp-Att	Yds
1. Corey Robinson (2010-13)	1179-1,823	13,477
2. Brandon Silvers (2014-17)	969-1,504	10,684
3. <b>Gunnar Watson (2018-pr.)</b>	<b>727-1,145</b>	<b>8,864</b>
4. Brock Nutter (1997-2001)	581-1,037	7,687
5. Sim Byrd (1966-68)	575-924	7,619

### PASSING ATTEMPTS

Player	Att
1. Corey Robinson (2010-13)	1,823
2. Brandon Silvers (2014-17)	1,504
3. <b>Gunnar Watson (2018-pr.)</b>	<b>1,145</b>
4. Brock Nutter (1997-2001)	1,037
5. Sim Byrd (1966-68)	924

### PASSING COMPLETIONS

Player	Att.	Comp
1. Corey Robinson (2010-13)	1,823	1,179
2. Brandon Silvers (2014-17)	1,504	969
3. <b>Gunnar Watson (2018-pr.)</b>	<b>1,145</b>	<b>727</b>
4. Brock Nutter (1997-2001)	1,037	581
5. Sim Byrd (1966-68)	924	575

### PASSING TOUCHDOWNS

Player	TD
1. Corey Robinson (2010-13)	81
2. Sim Byrd (1966-68)	79
3. Brandon Silvers (2014-17)	71
4. <b>Gunnar Watson (2018-pr.)</b>	<b>52</b>

### PASS COMPLETION PERCENTAGE (min 100 attempts)

Player	Comp-Att	Pct
1. Deon Anthony (2012-13)	105-156	67.3
2. Kaleb Barker (2016-19)	402-603	66.7
3. Taylor Powell (2021)	125-189	66.1
4. Corey Robinson (2010-13)	1179-1823	64.7
5. Brandon Silvers (2014-17)	969-1,504	64.4
6. Sawyer Smith (2016, 18)	162-254	63.8
7. <b>Gunnar Watson (2018-pr.)</b>	<b>727-1,145</b>	<b>63.5</b>
8. Levi Brown (2008-09)	522-830	62.9
9. Jamie Hampton (2007-11)	133-212	62.7
10. Sim Byrd (1966-68)	575-924	62.2

### RUSHING YARDS

Player	Att	Yds
1. DeWhitt Betterson (2001-04)	653	3,441
2. <b>Kimani Vidal (2020-pr.)</b>	<b>656</b>	<b>3,343</b>
3. Jordan Chunn (2013-17)	679	3,120
4. Ted Horstead (1983-86)	638	2,926
5. Shawn Southward (2009-12)	542	2,793

### RUSHING ATTEMPTS

Player	Att	Yds
1. Jordan Chunn (2013-17)	679	3,120
2. <b>Kimani Vidal (2020-pr.)</b>	<b>656</b>	<b>3,343</b>
3. DeWhitt Betterson (2001-04)	653	3,441
4. Ted Horstead (1983-86)	638	2,926
5. Shawn Southward (2009-12)	542	2,793

### RUSHING TOUCHDOWNS

Player	Att	TD
1. Jordan Chunn (2013-17)	679	47
2. Joe Jackson (1994-97)	469	34
3. Shawn Southward (2009-12)	542	33
4. Mike Turk (1984-87)	493	32
5. DuJuan Harris (2007-10)	443	27
6. <b>Kimani Vidal (2020-pr.)</b>	<b>656</b>	<b>25</b>

## TACKLES FOR LOSS

Player	TFL
1. DeMarcus Ware (2001-04)	55.0
2. Carlton Martial (2018-22)	50.5
3. Tyler Roberts (2012-15)	41.5
4. <b>Javon Solomon (2019-pr.)</b>	<b>38.5</b>
Osi Umenyiora (1999-2002)	38.5
6. Brandon Lang (2006-09)	38.0
7. <b>Richard Jibunor (2020-pr.)</b>	<b>35.0</b>

## QUARTERBACK SACKS

Player	Sacks
1. Charles Pickett (1974-76)	43.0
2. Kenny Craik (1977-80)	31.0
3. Reggie Lowe (1994-97)	28.0
4. DeMarcus Ware (2001-04)	27.5
Antjuan Marsh (1989-92)	27.5
6. Gary Bradshaw (1980-83)	26.0
Rick Maxey (1974-77)	26.0
8. <b>Richard Jibunor (2020-pr.)</b>	<b>25.0</b>
9. Brandon Lang (2006-09)	24.0
Osi Umenyiora (1999-2002)	24.0
Pratt Lyons (1995-96)	24.0
12. Jesse Wallace (1977-80)	23.0
<b>Javon Solomon (2019-pr.)</b>	<b>23.0</b>

## INTERCEPTION RETURN TOUCHDOWNS

Player	Ret	TD
1. <b>Reddy Steward (2019-pr.)</b>	<b>7</b>	<b>3</b>
Rayshun Reed (1999-2003)	11	3
3. Jack Smith (1969-70)	13	2
Junior Haynes (1985-86)	2	2
Doug Mims (1987-89)	13	2
Clifford Ivory (1995-97)	9	2
Jimmy McClain (1998-2001)	4	2
Derrick Ansley (2000-04)	19	2
Boris Lee (2006-08)	8	2

## Troy Single-Season Records

### Rushing Yards

Player	Rushes	Yards
1. Arrid Gregory, 1996	212	1,337
2. Jordan Chunn, 2016	279	1,288
3. DeWhitt Betterson, 2004	256	1,286
4. B.J. Smith, 2018	219	1,186
5. DeWhitt Betterson, 2003	244	1,161
6. Kimani Vidal, 2022	231	1,132
7. Ted Horstead, 1984	238	1,123
8. DuJuan Harris, 2008	210	1,077
9. Eddie Coleman, 1992	160	1,044
10. Shawn Southward, 2012	194	1,012
<b>Kimani Vidal, 2023</b>	<b>172</b>	<b>994</b>

### Rushing Attempts

Player	Rushes
1. Jordan Chunn, 2016	279
2. DeWhitt Betterson, 2004	256
3. DeWhitt Betterson, 2003	244
4. Ted Horstead, 1984	238
5. Kimani Vidal, 2022	231
6. Mitch Lewis, 1987	228
7. Brandon Burks, 2015	224
Joe Jackson, 1996	224
9. B.J. Smith, 2018	219
10. Arrid Gregory, 1996	212
<b>Kimani Vidal, 2023</b>	<b>172</b>

### Passing Attempts

Player	Attempts
1. Corey Robinson, 2011	508
2. Corey Robinson, 2010	505
3. Levi Brown, 2009	504
4. Omar Haugabook, 2007	475

5. Kaleb Barker, 2019	460
Brandon Silvers, 2016	460
7. Brandon Silvers, 2017	443
8. Corey Robinson, 2013	421
9. Sim Byrd, 1968	414
10. Omar Haugabook, 2006	393
<b>Gunnar Watson, 2023</b>	<b>247</b>

## Passing Completions

Player	Completions
1. Levi Brown, 2009	321
Corey Robinson, 2010	321
3. Corey Robinson, 2011	316
4. Kaleb Barker, 2019	299
5. Brandon Silvers, 2016	293
6. Omar Haugabook, 2007	291
7. Corey Robinson, 2013	285
8. Brandon Silvers, 2017	283
9. Sim Byrd, 1968	260
10. Corey Robinson, 2012	257
<b>Gunnar Watson, 2023</b>	<b>149</b>

## Passing Yards

Player	Yards
1. Levi Brown, 2009	4,254
2. Corey Robinson, 2010	3,726
3. Kaleb Barker, 2019	3,628
4. Sim Byrd, 1968	3,569
5. Corey Robinson, 2011	3,411
6. Brandon Silvers, 2017	3,290
7. Brandon Silvers, 2016	3,180
8. Corey Robinson, 2012	3,121
9. Omar Haugabook, 2007	2,975
10. Kelvin Simmons, 1993	2,924
<b>Gunnar Watson, 2023</b>	<b>2,158</b>

## Passing Touchdowns

Player	TDs
1. Sim Byrd, 1968	41
2. Kelvin Simmons, 1993	31
3. Kaleb Barker, 2019	30
4. Corey Robinson, 2010	28
5. Levi Brown, 2009	23
Brandon Silvers, 2016	23
7. Sim Byrd, 1967	22
8. Corey Robinson, 2011	21
Omar Haugabook, 2006	21
10. Brandon Silvers, 2015	20
Corey Robinson, 2013	20
<b>Gunnar Watson, 2023</b>	<b>14</b>

## Field Goals Made

Player	FGs
1. Sam Glusman, 2008	20
2. Tyler Sumpter, 2018	18
Ryan Kay, 2016	18
Matt Huerkamp, 1996	18
5. Will Scott, 2012	17
6. Michael Taylor, 2010	17
7. <b>Scott Taylor Renfroe, 2023</b>	<b>16</b>
Greg Whibbs, 2007	16
Lawrence Tynes, 2000	16
Ted Clem, 1987	16
Ted Clem, 1984	16

## Field Goals Attempted

	Player	Att.
1.	Sam Glusman, 2008	29
2.	Tyler Sumpter, 2018	24
	Matt Huerkamp, 1996	24
4.	Ryan Kay, 2016	23
	Ted Clem, 1987	23
	Ted Clem, 1984	23
7.	Michael Taylor, 2010	22
8.	Will Scott, 2012	21
9.	Brian Wilson, 1988	21
	Evan Legassey, 2020	21
	<b>Scott Taylor Renfroe, 2023</b>	<b>19</b>

## Field Goal Pct. (min 10 attempts)

	Player	Pct.
1.	Brooks Buce, 2022 (17-19)	89.5
2.	Greg Whibbs, 2007 (16-18)	88.9
3.	Greg Whibbs, 2004 (12-14)	85.7
4.	<b>Scott Taylor Renfroe, 2023 (16-19)</b>	<b>84.2</b>
5.	Will Scott, 2012 (17-21)	81.0
6.	Lawrence Tynes, 2000 (12-14)	80.0
7.	Jed Solomon, 2015 (15-19)	78.9
8.	Michael Taylor, 2009 (11-14)	78.6
9.	Ryan Kay, 2016 (18-23)	78.3
10.	Tyler Sumpter, 2019 (14-18)	77.8
	-----	
	Michael Taylor, 2010 (17-22)	77.3

## SUN BELT CAREER RECORDS

## SACKS

	Player	Tackles
1.	Ja'Von Rolland-Jones (A-State, 2014-17)	43.5
2.	Nick Hampton (App State, 2018-22)	26.5
3.	Demetrius Taylor (App State, 2017-21)	26.5
4.	<b>Richard Jibunor (Troy, 2020-pr.)</b>	<b>25.0</b>
	Tarron Jackson (Coastal Carolina, 2017-20)	25.0
6.	Brandon Lang (Troy, 2006-09)	24.0
	Quanterus Smith (WKU, 2009-12)	24.0
8.	<b>Javon Solomon (Troy, 2019-pr.)</b>	<b>23.0</b>

## FBS ERA DEFENSIVE TOUCHDOWNS

Year	Player	Type	Yards	Opponent
2023	Reddy Steward	Interception	45	Stephen F. Austin
2022	Reddy Steward	Interception	67	Arkansas State
2022	Antonio Showers	Fumble	13	ULM
2022	Buddha Jones	Fumble	23	Marshall
2021	KJ Robertson	Interception	31	South Alabama
2021	Keyshawn Swanson	Interception	33	Texas State
2021	Zion Williams	Interception	19	Southern
2020	Dell Pettus	Interception	44	Georgia Southern
2020	Darrell Starling	Fumble	20	Arkansas State
2020	Reddy Steward	Interception	35	Georgia State
2020	Shakel Brown	Fumble	21	Georgia State
2019	Carlton Martial	Interception	64	Texas State
2019	Will Sunderland	Interception	29	South Alabama
2018	Tron Folsom	Interception	53	Florida A&M
2017	Marcus Jones	Interception	100	Arkansas State
2017	Blace Brown	Interception	53	Boise State
2015	Demetrius Cain	Fumble	17	Louisiana
2015	Demetrius Cain	Fumble	19	Georgia Southern
2015	LaMarcus Farmer	Interception	55	ULM
2015	Darrin Reddick	Fumble	27	ULM
2015	Rashad Dillard	Fumble	33	at New Mexico State
2014	Montres Kitchens	Interception	28	at Idaho
2013	Eli Canton	Interception	78	Savannah State
2013	Camren Hudson	Interception	65	Louisiana
2012	Brynden Trawick	Interception	70	Arkansas State
2011	LaDarrius Madden	Interception	53	at Arkansas
2011	Chris Pickett	Fumble	63	Middle Tennessee
2011	Tony Davis	Fumble	29	at FIU
2009	Boris Lee	Interception	30	ULM
2008	Jorrick Calvin	Fumble	17	vs. Southern Miss
2008	Terence Moore	Interception	28	at LSU
2007	Chris Braswell	Fumble	16	at Western Kentucky
2007	Boris Lee	Fumble	1	at Arkansas State
2007	Boris Lee	Interception	28	ULM
2007	Elbert Mack	Interception	39	Louisiana
2004	Derrick Ansley	Interception	16	Middle Tennessee
2004	Robby Farmer	Interception	29	Middle Tennessee
2004	Leverne Johnson	Interception	24	Idaho
2004	Johnny Faulk	Fumble	79	Idaho
2004	Leodis McKelvin	Interception	71	Utah State
2003	Derrick Ansley	Interception	70	Marshall
2002	Johnny Faulk	Interception	34	Florida A&M
2001	David Philyaw	Fumble	8	at ULM
2001	Rayshun Reed	Interception	26	Cal State Northridge
2001	Rayshun Reed	Interception	73	Mississippi State

## FBS ERA SPECIAL TEAMS TOUCHDOWNS

Year	Player	Type	Yards	Opponent
2019	Reggie Todd	Kickoff Return	69	Southern Miss
2018	Marcus Jones	Kickoff Return	96	Coastal Carolina
2018	Cedarius Rookard	Punt Return	58	Nebraska
2017	Marcus Jones	Kickoff Return	99	Arkansas State
2017	Marcus Jones	Kickoff Return	87	Coastal Carolina
2017	Marcus Jones	Kickoff Return	91	Coastal Carolina
2016	Jabir Daughtry-Frye	Kickoff Return	100	New Mexico State
2016	Demetrius Cain	Punt Return (Blocked)	15	New Mexico State
2015	Teddy Ruben	Punt Return	64	Charleston Southern
2014	Chandler Worthy	Kickoff Return	89	New Mexico State
2014	Chandler Worthy	Kickoff Return	99	Appalachian State
2013	K.D. Edenfield	Punt Return (Blocked)	11	ULM
2010	Jerrel Jernigan	Punt Return	75	Louisiana
2010	Jerrel Jernigan	Kickoff Return	100	at Oklahoma State
2009	Bryan Willis	Kickoff Return	38	Louisiana
2008	Jorrick Calvin	Blocked Field Goal	65	Louisiana
2008	Jorrick Calvin	Kickoff Return	95	at North Texas
2007	Leodis McKelvin	Punt Return	52	North Texas
2007	Leodis McKelvin	Punt Return	84	at FIU
2007	Leodis McKelvin	Punt Return	74	Oklahoma State
2006	Leodis McKelvin	Punt Return	48	at FIU
2005	Leodis McKelvin	Kickoff Return	100	at South Carolina
2005	Leodis McKelvin	Punt Return	73	UAB
2004	Leodis McKelvin	Punt Return	64	Florida Atlantic
2004	Leodis McKelvin	Punt Return	60	Idaho
2001	Demontray Carter	Kickoff Return	94	Southern Utah



## STEPHEN F. AUSTIN GAME

Plays	Yards	Time	Result
5	31	2:32	*TOUCHDOWN
2	75	0:38	*TOUCHDOWN
3	-4	1:17	Punt
5	59	2:08	*FIELD GOAL
4	12	1:09	Fumble
10	46	4:36	Fumble
3	75	0:24	*TOUCHDOWN
9	69	4:46	*FIELD GOAL
7	63	3:18	*TOUCHDOWN
6	25	3:40	Interception
8	54	4:47	*TOUCHDOWN
3	45	2:52	End of half

## KANSAS STATE GAME

Plays	Yards	Time	Result
3	4	1:32	Punt
10	36	4:04	Downs
6	20	2:48	Interception
14	73	6:44	*FIELD GOAL
5	75	1:37	*TOUCHDOWN
1	5	0:06	End of half
3	9	2:05	Punt
3	1	1:32	Punt
3	-5	1:38	Punt
3	-6	1:28	Punt
6	62	2:02	*FIELD GOAL
4	9	2:14	Downs
7	36	2:20	Fumble

## JAMES MADISON GAME

Plays	Yards	Time	Result
4	19	1:15	Interception
4	35	1:06	Punt
8	19	3:54	Downs
2	-6	1:24	Punt
7	75	2:56	*TOUCHDOWN
3	8	1:34	Punt
4	18	1:39	Punt
4	8	1:59	Punt
3	2	2:01	Punt
8	63	3:03	*TOUCHDOWN
4	22	2:06	Punt
5	16	2:15	Missed FG
19	47	2:29	Downs

## WESTERN KENTUCKY GAME

Plays	Yards	Time	Result
16	76	6:42	Fumble
5	35	2:40	Punt
12	56	6:27	*FIELD GOAL
3	7	1:37	Fumble
4	6	1:04	Punt
5	56	0:30	*TOUCHDOWN
3	-2	1:33	Punt
4	38	1:50	*TOUCHDOWN
9	66	5:59	*FIELD GOAL
3	9	2:07	Punt
10	89	4:56	*TOUCHDOWN
2	29	0:57	Fumble
7	47	2:29	End of half

## GEORGIA STATE GAME

Plays	Yards	Time	Result
12	93	6:02	*FIELD GOAL
10	64	5:11	*FIELD GOAL
5	18	2:54	Punt
3	5	1:02	Interception
2	2	0:53	End of half
6	75	3:04	*TOUCHDOWN
4	1	1:39	Missed FG
8	58	3:25	*TOUCHDOWN
4	2	2:23	Punt
14	68	8:15	*TOUCHDOWN

## ARKANSAS STATE GAME

Plays	Yards	Time	Result
12	75	5:10	*TOUCHDOWN
3	4	0:49	Punt
5	75	2:58	Fumble
6	71	2:02	*TOUCHDOWN
3	-1	1:52	Punt
7	27	3:13	*FIELD GOAL
7	53	0:51	*FIELD GOAL
9	59	4:19	*FIELD GOAL
5	18	3:27	Punt
8	95	4:00	*TOUCHDOWN
3	78	1:33	*TOUCHDOWN
6	20	3:51	Downs

## ARMY GAME

Plays	Yards	Time	Result
8	63	4:07	*FIELD GOAL
4	78	2:15	Fumble
6	17	3:05	*FIELD GOAL
5	35	1:12	*FIELD GOAL
3	2	0:58	Punt
4	63	0:43	*TOUCHDOWN
3	22	0:13	Missed FG
10	49	4:51	*FIELD GOAL
6	17	3:20	Punt
3	-14	2:40	Punt
7	17	4:49	Downs
6	50	1:55	Downs

## TEXAS STATE GAME

Plays	Yards	Time	Result
6	44	2:17	Downs
7	26	3:42	Downs
6	80	2:23	*TOUCHDOWN
7	35	4:51	Punt
5	21	0:47	Punt
6	15	0:19	End of half
4	75	1:45	*TOUCHDOWN
5	19	3:09	Punt
10	67	4:44	*TOUCHDOWN
4	32	1:54	*TOUCHDOWN
3	7	1:40	Punt
7	16	3:22	*FIELD GOAL

## MILESTONE GAMES

### 100+ Yard Rushing Games

Player	2023	2022	2021	2020	Career
Kimani Vidal	4	3	2	2	11

### 100+ Yard Receiving Games

Player	2023	2022	2021	2020	Career
Jabre Barber	3	2	-	-	5
Chris Lewis	1	-	-	-	1

### 200+ Yard Passing Games

Player	2023	2022	2021	2020	Career
Gunnar Watson	6	8	2	6	22

### 300+ Yard Passing Games

Player	2023	2022	2021	2020	Career
Gunnar Watson	3	4	1	4	12

### 400+ Yard Passing Games

Player	2023	2022	2021	2020	Career
Gunnar Watson	-	-	-	-	-

### Three-Plus Touchdown Passing Games

Player	2023	2022	2021	2020	Career
Gunnar Watson	2	2	1	3	8

### Four-Plus Touchdown Passing Games

Player	2023	2022	2021	2020	Career
Gunnar Watson	1	1	-	1	3

## TAKEAWAYS

Opponent	Takeaway	Drive Result
Stephen F. Austin	INT (Steward)	TD (Return)
Kansas State	INT (Steward)	FG
WKU	Fumble (Swanson)	Punt
WKU	Fumble (Matthews)	TD
GSU	INT (Fletcher)	FG
GSU	INT (Ransaw)	Missed FG
GSU	Fumble (Jones)	TD
Army	Fumble (Fletcher)	Fumble
Army	Fumble (Jibunor)	Punt
Army	Fumble (Jinunor)	Downs
Army	INT (Davis)	End of game
Texas State	INT (Stringer)	TD
Texas State	INT (Steward)	Punt
Texas State	Fumble (Thompson)	TD
Texas State	Fumble (Stinger)	Punt

## TURNOVERS

Opponent	Turnover	Drive Result
SFA	Fumble (Watson)	TD (Return)
SFA	Fumble (Vidal)	FG
SFA	INT (Watson)	Downs
Kansas State	INT (Watson)	INT
Kansas State	Fumble (Crowder)	End of game
James Madison	INT (Watson)	Punt
WKU	Fumble (Watson)	TD
WKU	Fumble (Stoudemire)	Fumble
WKU	Fumble (Vidal)	TD
GSU	INT (Watson)	Punt
AST	Fumble (Stoudemire)	Punt
Army	Fumble (Barber)	Punt

## TROY OFFENSIVE SCORING DRIVES

Opponent	Plays	Net Yards	TOP	Quarter	Scoring Play
Stephen F. Austin	5	31	2:32	1	10-yard pass
Stephen F. Austin	2	75	0:38	1	16-yard pass
Stephen F. Austin	5	59	2:08	1	29-yard field goal
Stephen F. Austin	3	75	0:24	2	19-yard pass
Stephen F. Austin	9	69	4:46	3	36-yard field goal
Stephen F. Austin	7	63	3:18	3	13-yard pass
Stephen F. Austin	8	54	4:47	4	3-yard run
Kansas State	14	73	6:44	2	24-yard field goal
Kansas State	5	75	1:37	2	21-yard pass
Kansas State	6	62	2:02	4	37-yard field goal
James Madison	7	75	2:56	2	14-yard pass
James Madison	8	63	3:03	4	24-yard pass
Western Kentucky	12	56	6:27	2	25-yard field goal
Western Kentucky	5	56	0:30	2	40-yard pass
Western Kentucky	4	38	1:50	3	19-yard run
Western Kentucky	9	66	5:59	3	26-yard field goal
Western Kentucky	10	89	4:56	4	11-yard run
Georgia State	12	93	6:02	1	22-yard field goal
Georgia State	10	64	5:11	2	38-yard field goal
Georgia State	6	75	3:04	3	45-yard run
Georgia State	8	58	3:25	3	14-yard pass
Georgia State	14	68	8:15	4	6-yard run
Arkansas State	12	75	5:10	1	1-yard run
Arkansas State	6	71	2:02	2	1-yard run
Arkansas State	7	27	3:12	2	27-yard field goal
Arkansas State	7	53	0:51	2	28-yard field goal
Arkansas State	9	59	4:19	3	39-yard field goal
Arkansas State	8	95	4:00	4	64-yard pass
Arkansas State	3	78	1:33	4	69-yard run
Army	8	63	4:07	1	24-yard field goal
Army	6	17	3:05	2	35-yard field goal
Army	5	35	1:12	2	32-yard field goal
Army	4	63	0:43	2	52-yard pass
Army	10	49	4:51	3	43-yard field goal
Texas State	6	80	2:23	2	3-yard run
Texas State	4	75	1:45	3	29-yard pass
Texas State	10	67	4:44	4	14-yard pass
Texas State	4	32	1:54	4	4-yard pass
Texas State	7	16	3:22	4	27-yard field goal

## OPPONENT OFFENSIVE SCORING DRIVES

Opponent	Plays	Net Yards	TOP	Quarter	Scoring Play
Stephen F. Austin	12	49	5:22	1	36-yard field goal
Stephen F. Austin	9	80	4:47	2	2-yard run
Stephen F. Austin	8	34	2:26	2	48-yard field goal
Stephen F. Austin	4	-4	0:52	4	49-yard field goal
Stephen F. Austin	3	67	1:53	4	18-yard run
Kansas State	8	71	3:20	1	9-yard pass
Kansas State	12	56	4:25	2	2-yard run
Kansas State	5	66	0:39	2	39-yard pass
Kansas State	8	44	3:17	3	2-yard run
Kansas State	9	76	5:04	4	1-yard pass
Kansas State	6	34	3:44	4	1-yard run
James Madison	5	41	3:01	1	28-yard field goal
James Madison	5	14	0:54	2	36-yard field goal
James Madison	9	52	4:04	2	9-yard pass
James Madison	11	71	5:14	3	32-yard field goal
Western Kentucky	6	26	4:39	1	3-yard run
Western Kentucky	8	77	3:36	3	22-yard pass
Western Kentucky	7	69	2:48	4	24-yard field goal
Western Kentucky	5	80	1:34	4	12-yard pass
Georgia State	15	75	6:07	2	1-yard run
Arkansas State	13	47	4:22	4	45-yard field goal
Texas State	8	84	2:27	1	28-yard pass
Texas State	11	76	4:58	2	21-yard field goal
Texas State	11	69	4:59	3	23-yard field goal

**RUNS 12+ YARDS**

Yards	Player	Opponent
69 *	Kimani Vidal	A-State
59	Kimani Vidal	SFA
55	Kimani Vidal	SFA
46	Kimani Vidal	K-State
45 *	Damien Taylor	GSU
43	Kimani Vidal	SFA
38	Damien Taylor	Army
36	Kimani Vidal	A-State
33	Kimani Vidal	A-State
27	Kimani Vidal	WKU
25	Jarris Williams	SFA
20	Kimani Vidal	A-State
19 *	Kimani Vidal	WKU
17	Kimani Vidal	TXST
16	Asa Martin	Army
16	Gunnar Watson	A-State
15	Kimani Vidal	WKU
14	Damien Taylor	A-State
14	Kimani Vidal	GSU
14	Kimani Vidal	K-State
13	Asa Martin	SFA
13	Kimani Vidal	Army
12	Kimani Vidal	SFA
12	Kimani Vidal	SFA
12	Jarris Williams	SFA
12	Kimani Vidal	WKU
12	Jarris Williams	A-State
12	Kimani Vidal	TXST

\* Touchdown

Kimani Vidal - 19  
 Jarris Williams - 3  
 Damien Taylor - 3  
 Asa Martin - 2  
 Gunnar Watson - 1

**RECEIVING 20+ YARDS**

Yards	Player	Opponent
64 *	Chris Lewis (Watson)	A-State
52	Jabre Barber (Watson)	Army
52 *	Chris Lewis (Watson)	Army
51	Deshon Stoudemire (Watson)	A-State
47	Jabre Barber (Watson)	TXST
47	Jabre Barber (Watson)	Army
44 *	Ethan Conner (Watson)	SFA
40 *	Chris Lewis (Watson)	WKU
38	Devonte Ross (Watson)	WKU
37	Jabre Barber (Watson)	GSU
32	Chris Lewis (Watson)	WKU
32	Peyton Higgins (Watson)	SFA
31	Jabre Barber (Watson)	GSU
30	Deshon Stoudemire (Watson)	WKU
30	Chris Lewis (Watson)	JMU
30	Jabre Barber (Watson)	K-State
29	Jabre Barber (Watson)	Army
29	Chris Lewis (Watson)	WKU
29	Devonte Ross (Watson)	JMU
29 *	Jabre Barber (Watson)	TXST
29	Landon Parker (Watson)	TXST
28	Kimani Vidal (Watson)	WKU
27	Clayton Ollendieck (Watson)	K-State
27	Deshon Stoudemire (Watson)	A-State
27	Brody Dalton (Watson)	TXST
26	Deshon Stoudemire (Watson)	TXST
26	Deshon Stoudemire (Watson)	JMU
26	Devonte Ross (Crowder)	K-State
26	Landon Parker (Watson)	SFA
25	Chris Lewis (Watson)	JMU
24 *	Jabre Barber (Watson)	JMU
24	Devonte Ross (Watson)	A-State
23	Deshon Stoudemire (Watson)	WKU
22	Chris Lewis (Watson)	JMU
21	Jabre Barber (Watson)	TXST
21	Chris Lewis (Watson)	Army
21 *	Chris Lewis (Watson)	K-State
20	Jabre Barber (Watson)	TXST
20	Asa Martin (Watson)	A-State

\* Touchdown

Jabre Barber - 11  
 Chris Lewis - 9  
 Deshon Stoudemire - 6  
 Devonte Ross - 4  
 Ethan Conner - 1  
 Peyton Higgins - 1  
 Landon Parker - 2  
 Clayton Ollendieck - 1  
 Kimani Vidal - 1  
 Asa Martin - 1  
 Brody Dalton - 1

Gunnar Watson - 38  
 Goose Crowder - 1

**KICK RETURNS 30+ YARDS**

Yards	Player	Opponent
51	Asa Martin	SFA

\* Touchdown

**PUNT RETURNS 20+ YARDS**

Yards	Player	Opponent
35	Jabre Barber	TXST

\* Touchdown

**DEFENSIVE RETURNS 20+ YARDS**

Yards	Player	Opponent
45 *	Reddy Steward	SFA
27	Jayden McDonald	GSU

\* Touchdown

**OPPONENT BIG PLAYS**

Run (12+ Yards).....	23
Passing (20+ Yards).....	22
Kick Returns (30+ Yards).....	2
Punt Returns (20+ Yards).....	0
Defensive Returns (20+ Yards).....	1

**By Opponent**

Stephen F. Austin .....	9
Kansas State .....	7
James Madison.....	7
Western Kentucky .....	6
Georgia State.....	3
Arkansas State.....	2
Army.....	3
Texas State.....	11

# GAME NINE | OPPONENT SCHEDULES

## STEPHEN F. AUSTIN (3-5, 2-4 UAC)

Date	Opponent	Result
Sept. 2	at Troy	L, 30-48
Sept. 9	Alcorn State	W, 38-10
Sept. 16	at Northwestern State	W, 41-7
Sept. 23	Austin Peay	L, 20-22
Sept. 30	Texas A&M Commerce	W, 56-27
Oct. 7	at Utah Tech	L, 31-37
Oct. 14	at Central Arkansas	L, 21-24
Oct. 21	Abilene Christian	L, 27-34
Nov. 4	Tarleton State	
Nov. 11	Southern Utah	
Nov. 18	at Eastern Kentucky	

## KANSAS STATE (6-2, 4-1 BIG 12)

Date	Opponent	Result
Sept. 2	SEMO	W, 45-0
Sept. 9	Troy	W, 42-13
Sept. 16	at Missouri	L, 27-30
Sept. 23	UCF	W, 44-31
Oct. 6	at Oklahoma State	L, 21-29
Oct. 14	at Texas Tech	W, 38-21
Oct. 21	TCU	W, 41-3
Oct. 28	Houston	W, 41-0
Nov. 4	at Texas	
Nov. 11	Baylor	
Nov. 18	at Kansas	
Nov. 25	Iowa State	

## JAMES MADISON (8-0, 5-0 SBC)

Date	Opponent	Result
Sept. 2	Bucknell	W, 38-3
Sept. 9	at Virginia	W, 36-35
Sept. 16	at Troy	W, 16-14
Sept. 23	at Utah State	W, 45-38
Sept. 30	South Alabama	W, 31-23
Oct. 14	Georgia Southern	W, 41-13
Oct. 19	at Marshall	W, 20-9
Oct. 28	Old Dominion	W, 30-27
Nov. 4	at Georgia State	
Nov. 11	UConn	
Nov. 18	App State	
Nov. 25	at Coastal Carolina	

## WESTERN KENTUCKY (4-4, 2-2 C-USA)

Date	Opponent	Result
Sept. 2	South Florida	W, 41-24
Sept. 9	Houston Christian	W, 52-22
Sept. 16	at Ohio State	L, 10-63
Sept. 23	at Troy	L, 24-27
Sept. 28	Middle Tennessee	W, 31-10
Oct. 5	at Louisiana Tech	W, 35-28
Oct. 17	at Jacksonville State	L, 17-20
Oct. 24	Liberty	L, 29-42
Nov. 4	at UTEP	
Nov. 11	New Mexico State	
Nov. 18	Sam Houston State	
Nov. 25	at FIU	

## GEORGIA STATE (6-2, 3-2 SBC)

Date	Opponent	Result
Aug. 31	Rhode Island	W, 42-35
Sept. 9	UConn	W, 35-14
Sept. 16	at Charlotte	W, 41-25
Sept. 21	at Coastal Carolina	W, 30-17
Sept. 30	Troy	L, 7-28
Oct. 14	Marshall	W, 41-24
Oct. 21	at Louisiana	W, 20-17
Oct. 26	at Georgia Southern	L, 27-44
Nov. 4	James Madison	
Nov. 11	App State	
Nov. 18	at LSU	
Nov. 25	at Old Dominion	

## ARKANSAS STATE (4-4, 2-2 SBC)

Date	Opponent	Result
Sept. 2	at Oklahoma	L, 0-73
Sept. 9	Memphis	L, 3-37
Sept. 16	Stony Brook	W, 31-7
Sept. 23	Southern Miss	W, 44-37
Sept. 30	at UMass	W, 52-28
Oct. 7	Troy	L, 3-37
Oct. 21	Coastal Carolina	L, 17-27
Oct. 28	at ULM	W, 34-24
Nov. 4	Louisiana	
Nov. 11	at South Alabama	
Nov. 18	Texas State	
Nov. 25	at Marshall	

## ARMY (2-6)

Date	Opponent	Result
Sept. 2	at ULM	L, 13-17
Sept. 9	Delaware State	W, 57-0
Sept. 15	at UTSA	W, 37-29
Sept. 23	at Syracuse	L, 16-29
Oct. 7	Boston College	L, 24-27
Oct. 14	Troy	L, 0-19
Oct. 21	at LSU	L, 0-62
Oct. 28	UMass	L, 14-21
Nov. 4	vs. Air Force	
Nov. 11	Holy Cross	
Nov. 18	Coastal Carolina	
Dec. 9	vs. Navy	

## TEXAS STATE (5-3, 2-2 SBC)

Date	Opponent	Result
Sept. 2	Baylor	W, 42-31
Sept. 9	at UTSA	L, 13-20
Sept. 16	Jackson State	W, 77-34
Sept. 23	Nevada	W, 35-24
Sept. 30	at Southern Miss	W, 50-36
Oct. 7	at Louisiana	L, 30-34
Oct. 14	ULM	W, 21-20
Oct. 28	Troy	L, 13-31
Nov. 4	Georgia Southern	
Nov. 11	at Coastal Carolina	
Nov. 18	at Arkansas State	
Nov. 25	South Alabama	

## SOUTH ALABAMA (4-4, 2-2 SBC)

Date	Opponent	Result
Sept. 2	at Tulane	L, 17-37
Sept. 9	SE Louisiana	W, 35-17
Sept. 16	at Oklahoma State	W, 33-7
Sept. 23	Central Michigan	L, 30-34
Sept. 30	at James Madison	L, 23-31
Oct. 7	at ULM	W, 55-7
Oct. 17	Southern Miss	W, 55-3
Oct. 28	Louisiana	L, 20-33
Nov. 2	at Troy	
Nov. 11	Arkansas State	
Nov. 18	Marshall	
Nov. 25	at Texas State	

## ULM (2-6, 0-5 SBC)

Date	Opponent	Result
Sept. 2	Army	W, 17-13
Sept. 9	Lamar	W, 24-14
Sept. 16	at Texas A&M	L, 3-47
Sept. 30	App State	L, 40-41
Oct. 7	South Alabama	L, 7-55
Oct. 14	at Texas State	L, 20-21
Oct. 21	at Georgia Southern	L, 28-38
Oct. 28	Arkansas State	L, 24-34
Nov. 4	at Southern Miss	
Nov. 11	Troy	
Nov. 18	at Ole Miss	
Nov. 25	at Louisiana	

## LOUISIANA (5-3, 2-2 SBC)

Date	Opponent	Result
Sept. 2	Northwestern State	W, 38-13
Sept. 9	at Old Dominion	L, 31-38
Sept. 16	at UAB	W, 41-21
Sept. 23	Buffalo	W, 45-38
Sept. 30	at Minnesota	L, 34-35
Oct. 7	Texas State	W, 34-30
Oct. 21	Georgia State	L, 17-20
Oct. 28	at South Alabama	W, 33-20
Nov. 4	at Arkansas State	
Nov. 9	Southern Miss	
Nov. 18	at Troy	
Nov. 25	ULM	

## SOUTHERN MISS (1-7, 0-5 SBC)

Date	Opponent	Result
Sept. 2	Alcorn State	W, 40-14
Sept. 9	at Florida State	L, 13-66
Sept. 16	Tulane	L, 3-21
Sept. 23	at Arkansas State	L, 37-44
Sept. 30	Texas State	L, 36-50
Oct. 7	Old Dominion	L, 13-17
Oct. 17	at South Alabama	L, 3-55
Oct. 28	at App State	L, 38-48
Nov. 4	ULM	
Nov. 9	at Louisiana	
Nov. 18	at Mississippi State	
Nov. 25	Troy	

# STARTS BY POSITION

## OFFENSE

<b>STARTS BY POSITION</b>				<b>QB</b> Watson (8)	<b>RB</b> Vidal (8)			
<b>WR-Z</b> Barber (8)	<b>WR-F</b> Stoudemire (7) Ross (1)	<b>WR-X</b> Lewis (5) Rogers (3)	<b>TE</b> Ollendieck (8)	<b>LT</b> Graham (8)	<b>LG</b> Austin (5) Betts (3)	<b>C</b> Russ (8)	<b>RG</b> King (8)	<b>RT</b> Betts (5) Burt (3)

## DEFENSE

<b>DE</b> Solomon (8)	<b>NT</b> Jones (8)	<b>DE</b> Jackson (5) Medina (2) Edwards (1)	<b>BAN</b> Jibunor (7) Lee (1)	
<b>CB</b> Steward (8)	<b>SPEAR</b> Ransaw (8)	<b>MLB</b> McDonald (8)	<b>WLB</b> Thomas (8)	<b>CB</b> Fletcher (8)
		<b>FS</b> Pettus (8)	<b>FS</b> Swanson (6) Davis (2)	

(#) Indicates times started at designated position.

Starts are calculated by depth chart position heading into game not playing first snap of game.

## GAME - BY - GAME OFFENSIVE STARTERS

Game	WR-Z	WR-F	WR-X	TE	LT	LG	C	RG	RT	QB	TB
SFA	Barber	Stoudemire	Rogers	Ollendieck	Graham	Betts	Russ	King	Burt	Watson	Vidal
Kansas State	Barber	Ross	Rogers	Ollendieck	Graham	Betts	Russ	King	Burt	Watson	Vidal
JMU	Barber	Stoudemire	Lewis	Ollendieck	Graham	Betts	Russ	King	Burt	Watson	Vidal
WKU	Barber	Stoudemire	Lewis	Ollendieck	Graham	Austin	Russ	King	Betts	Watson	Vidal
Georgia State	Barber	Stoudemire	Lewis	Ollendieck	Graham	Austin	Russ	King	Betts	Watson	Vidal
Arkansas State	Barber	Stoudemire	Lewis	Ollendieck	Graham	Austin	Russ	King	Betts	Watson	Vidal
Army	Barber	Stoudemire	Lewis	Ollendieck	Graham	Austin	Russ	King	Betts	Watson	Vidal
Texas State	Barber	Stoudemire	Lewis	Ollendieck	Graham	Austin	Russ	King	Betts	Watson	Vidal

## GAME - BY - GAME DEFENSIVE STARTERS

Game	BANDIT	NT	DE	DE	MLB	WLB	SPEAR	FS	SS	CB	CB
SFA	Jibunor	Jones	Medina	Solomon	McDonald	Thomas	Ransaw	Pettus	Swanson	Steward	Fletcher
Kansas State	Jibunor	Jones	Edwards	Solomon	McDonald	Thomas	Ransaw	Pettus	Swanson	Steward	Fletcher
JMU	Jibunor	Jones	Medina	Solomon	McDonald	Thomas	Ransaw	Pettus	Davis	Steward	Fletcher
WKU	Jibunor	Jones	Jackson	Solomon	McDonald	Thomas	Ransaw	Pettus	Davis	Steward	Fletcher
Georgia State	Jibunor	Jones	Jackson	Solomon	McDonald	Thomas	Ransaw	Pettus	Swanson	Steward	Fletcher
Arkansas State	Lee	Jones	Jackson	Solomon	McDonald	Thomas	Ransaw	Pettus	Swanson	Steward	Fletcher
Army	Jibunor	Jones	Jackson	Solomon	McDonald	Thomas	Ransaw	Pettus	Swanson	Steward	Fletcher
Texas State	Jibunor	Jones	Jackson	Solomon	McDonald	Thomas	Ransaw	Pettus	Swanson	Steward	Fletcher

# GAME NINE | GAME COMPARISON

GAME..... SCORE	FIRST DOWNS		RUSHING	C-A-I	PASSING		TOT OFF	PUNTS	FUM	PENALTIES		TIME OF
	TOT	RU-PA-PE	NO-YDS-TD		YDS	TD	PL-YDS	NO-AVG	F-L	NO-YDS	3DN	POSS
Troy.....48	25	14-9-2	42-342-1	14-22-1	198	4	64-540	1-51.0	3-3	5-43	7-of-12	32:14
vs. SFA.....30	16	7-7-2	28-104-2	18-31-1	136	0	59-240	4-44.2	1-0	3-35	4-of-13	27:46
Troy.....13	15	2-10-3	28-70-0	22-38-1	216	1	66-286	5-39.0	3-1	3-22	6-of-17	30:23
at K-State.....42	20	9-10-1	38-147-3	21-32-1	250	3	70-397	5-39.2	0-0	5-45	10-of-15	29:37
Troy.....14	18	1-15-2	19-(-12)-0	25-46-1	333	2	65-321	7-44.0	2-0	6-40	3-of-16	27:47
vs. JMU.....16	13	6-7-0	40-103-0	17-25-0	187	1	65-290	8-37.0	1-0	6-40	3-of-16	32:13
Troy.....27	24	10-13-1	47-172-2	22-35-0	349	1	82-521	4-37.8	5-3	7-71	10-of-19	38:59
vs. WKU.....24	16	2-11-3	13-13-1	24-40-0	275	2	53-288	5-37.8	2-2	3-21	2-of-10	21:01
Troy.....28	21	8-12-1	35-154-2	23-30-1	256	1	65-410	2-37.5	0-0	4-35	6-of-13	34:48
at Ga. State.....7	16	9-7-0	31-105-1	19-29-2	193	0	60-298	4-35.5	2-1	5-36	5-of-13	25:12
Troy.....37	20	13-5-2	50-351-3	12-21-0	236	1	71-587	3-42.7	1-1	8-75	6-of-13	34:04
vs. Ark State.....3	11	3-7-1	32-47-0	15-27-0	156	0	59-203	7-39.4	0-0	2-22	4-of-16	25:56
Troy.....19	15	10-5-0	39-222-0	10-21-0	227	1	60-449	3-25.0	1-1	9-80	4-of-13	30:08
at Army.....0	17	10-5-2	51-177-0	9-18-1	78	0	69-255	5-30.6	5-3	5-31	2-of-13	29:52
Troy.....31	22	2-17-3	29-28-1	26-40-0	392	3	69-420	4-35.0	0-0	5-49	7-of-15	30:58
at Texas State.....13	26	10-14-2	35-161-0	25-40-2	276	1	75-437	2-31.0	2-2	4-47	5-of-14	29:02

## #1 JABRE BARBER

Receptions: 10 (Texas State, 2023)  
 Receiving Yards: 160 (Texas State, 2023)  
 Receiving TDs: 1 (8x, last Texas State, 2023)  
 Long Catch: 60 (Marshall, 2022)

## #2 DEYUNKREA LEWIS

Receptions: 2 (4x, last Army, 2022)  
 Receiving Yards: 40 (Alabama A&M, 2022)  
 Receiving TDs: 1 (5x, last Louisiana, 2022)  
 Long Catch: 40 (Alabama A&M, 2022)  
 2-Point Conversion: 1 (Georgia State, 2023)

## #4 MARCUS ROGERS

Receptions: 5 (Alabama A&M, 2022)  
 Receiving Yards: 50 (Marshall, 2022)  
 Receiving TDs: 0  
 Long Catch: 50 (Marshall, 2022)

## #6 CHRIS LEWIS

Receptions: 5 (Kansas State, 2023)  
 Receiving Yards: 101 (Western Kentucky, 2023)  
 Receiving TDs: 1 (4x, last Army, 2023)  
 Long Catch: 64 (Arkansas State, 2023)

## #7 DEVONTE ROSS

Receptions: 6 (JMU, 2023)  
 Receiving Yards: 91 (Texas State, 2022)  
 Receiving TDs: 1 (2x, last JMU, 2023)  
 Long Catch: 38 (Western Kentucky, 2023)

## #9 GOOSE CROWDER

Rushes: 3 (Kansas State, 2023)  
 Rush Yards: -6 (Kansas State, 2023)  
 Long Rush: 4 (Kansas State, 2023)  
 Passing Yards: 49 (Kansas State, 2023)  
 Completions: 5 (Kansas State, 2023)  
 Pass Attempts: 6 (Kansas State, 2023)  
 Long Pass: 26 (Kansas State, 2023)  
 Total Offense: 20 (Kansas State, 2023)

## #11 DESHON STOUDEMIRE

Receptions: 7 (Western Kentucky, 2022)  
 Receiving Yards: 99 (2x, last Western Kentucky, 2023)  
 Receiving TDs: 1 (4x, last Texas State, 2023)  
 Long Catch: 65 (Coastal Carolina, 2022)

## #14 ETHAN CONNER

Receptions: 4 (Stephen F. Austin, 2023)  
 Receiving Yards: 51 (Stephen F. Austin, 2023)  
 Receiving TDs: 2 (Stephen F. Austin, 2023)  
 Long Catch: 19 (Stephen F. Austin, 2023)

## #15 JORDAN LOVETT

Rushes: 6 (Stephen F. Austin, 2023)  
 Rush Yards: 25 (Stephen F. Austin, 2023)  
 Long Rush: 6 (Stephen F. Austin, 2023)  
 Receptions: 1 (Stephen F. Austin, 2023)  
 Receiving Yards: -1 (Stephen F. Austin, 2023)  
 Long Catch: -1 (Stephen F. Austin, 2023)

## #16 PEYTON HIGGINS

Receptions: 2 (4x, last Texas State, 2023)  
 Receiving Yards: 77 (Alabama A&M, 2022)  
 Receiving TDs: 1 (Alabama A&M, 2022)  
 Long Catch: 39 (Alabama A&M, 2022)

## #18 GUNNAR WATSON

Rushes: 8 (Middle Tennessee, 2020)  
 Rush Yards: 16 (Arkansas State, 2023)  
 Rushing TD: 2 (App State, 2022)  
 Long Rush: 16 (Arkansas State, 2023)  
 Passing Yards: 392 (Texas State, 2023)  
 Completions: 34 (2x, last Ole Miss 2022)

Pass Attempts: 55 (Louisiana, 2021)  
 Passing Touchdowns: 4 (2x, last Alabama A&M, 2022)  
 Long Pass: 74 (Texas State, 2022)  
 Total Offense: 364 (Texas State, 2023)

## #20 ASA MARTIN

Rushes: 3 (3x, last Arkansas State, 2023)  
 Rush Yards: 22 (Stephen F. Austin, 2023)  
 Long Rush: 6 (Stephen F. Austin, 2023)  
 Receptions: 2 (Arkansas State, 2023)  
 Receiving Yards: 28 (Arkansas State, 2023)  
 Long Catch: 20 (Arkansas State, 2023)

## #21 JARRIS WILLIAMS

Rushes: 6 (Stephen F. Austin, 2023)  
 Rush Yards: 48 (Stephen F. Austin, 2023)  
 Long Rush: 25 (Stephen F. Austin, 2023)  
 Rushing TDs: 1 (Stephen F. Austin, 2023)  
 Receptions: 1 (Kansas State, 2023)  
 Receiving Yards: 0 (Kansas State, 2023)

## #23 LANDON PARKER

Receptions: 2 (Texas State, 2023)  
 Receiving Yards: 33 (Texas State, 2023)  
 Long Catch: 29 (Texas State, 2023)  
 Receiving TDs: 1 (Texas State, 2023)

## #24 DAMIEN TAYLOR

Rushes: 13 (Arkansas State, 2023)  
 Rush Yards: 69 (Georgia State, 2023)  
 Long Rush: 45 (Georgia State, 2023)  
 Rushing TDs: 1 (2x, last Georgia State, 2023)  
 Receptions: 1 (3x, last Georgia State, 2023)  
 Receiving Yards: 4 (2x, last Georgia State, 2023)  
 Long Catch: 4 (2x, last Georgia State, 2023)

## #28 KIMANI VIDAL

Rushes: 29 (ULM, 2022)  
 Rush Yards: 248 (Stephen F. Austin, 2023)  
 Long Rush: 60 (Arkansas State, 2023)  
 Rushing TDs: 4 (Ark State, 2022)  
 Receptions: 8 (Arkansas State, 2020)  
 Receiving Yards: 77 (Arkansas State, 2020)  
 Receiving TDs: 1 (Georgia State, 2023)  
 Long Catch: 44 (Stephen F. Austin, 2023)

## #88 BRODY DALTON

Receptions: 2 (Texas State, 2023)  
 Receiving Yards: 35 (Texas State, 2023)  
 Long Catch: 27 (Texas State, 2023)

## #89 CLAYTON OLLENDIECK

Receptions: 2 (2x, last Kansas State, 2023)  
 Receiving Yards: 38 (Kansas State, 2023)  
 Long Catch: 27 (Kansas State, 2023)

## #40 SCOTT TAYLOR RENFROE

Field Goals: 4 (Army, 2023)  
 Field Goal Attempts: 5 (Army, 2023)  
 Long Field Goal: 41 (Army, 2023)

## #48 ROBERT COLE

Punts: 7 (JMU, 2023)  
 50-Plus Punts: 2 (JMU, 2023)  
 Inside the 20: 4 (JMU, 2023)  
 Long Punt: 60 (JMU, 2023)

# GAME NINE | DEFENSE CAREER HIGHS

## #0 JAMARCUS CHATMAN

Tackles: 1 (Ole Miss, 2022)

## #1 DELL PETTUS

Tackles: 12 (Texas State, 2023)

Pass Break Up: 1 (8x, last Western Kentucky, 2022)

Interceptions: 1 (Georgia Southern, 2020)

Tackles for Loss: 1 (3x, last Stephen F. Austin, 2023)

Blocks: 1 (Liberty, 2021)

## #2 REDDY STEWARD

Tackles: 9 (South Alabama, 2021)

Tackle for Loss: 2 (BYU, 2020)

Sacks: 1 (2x, last Texas State, 2020)

Interceptions: 2 (Ark State, 2022)

Pass Break Up: 4 (UTSA, 2022)

## #3 KEYSHAWN SWANSON

Tackles: 6 (Stephen F. Austin, 2023)

Interceptions: 1 (Texas State, 2021)

Forced Fumble: 1 (2x, last Western Kentucky, 2023)

Pass Break Up: 1 (2x, last Georgia State, 2023)

## #4 BUDDHA JONES

Tackles: 6 (Marshall, 2022)

Tackle for Loss: 0.5 (2x, last Western Kentucky, 2022)

Forced Fumble: 1 (Georgia State, 2023)

## #5 DON CALLIS

Tackles: 2 (Arkansas State, 2023)

Pass Break Up: 1 (Texas State, 2023)

## #6 JAVON SOLOMON

Tackles: 9 (Southern Miss, 2021)

Tackles for Loss: 5 (Southern Miss, 2021)

Sacks: 3.5 (Southern Miss, 2021)

Interceptions: 1 (Georgia Southern, 2021)

Forced Fumble: 1 (2x, last Georgia State, 2020)

## #8 IRSHAAD DAVIS

Tackles: 8 (JMU, 2023)

Tackles for Loss: 1 (Kansas State, 2023)

Pass Break Ups: 2 (Arkansas State, 2023)

Interceptions: 1 (Army, 2023)

## #9 RICHARD JIBUNOR

Tackles: 6 (4x, last JMU, 2023)

Sacks: 2.5 (Southern Miss, 2021)

Tackles for Loss: 2.5 (2x, last Southern Miss, 2021)

Interceptions: 1 (3x, last UTSA, 2022)

Pass Break Up: 2 (Western Kentucky, 2022)

Forced Fumble: 2 (Army, 2023)

## #10 JAYDEN McDONALD

Tackles: 16 (Georgia State, 2020)

Sacks: 1.0 (Liberty, 2021)

Tackles for Loss: 3.0 (Georgia State, 2020)

Fumble Recovery: 1 (2x, last Georgia State, 2023)

Interceptions: 1 (Southern, 2021)

Pass Break Up: 1 (2x, last Kansas State, 2023)

## #11 O'SHAI FLETCHER

Tackles: 8 (South Alabama, 2022)

Tackles for Loss: 2 (Stephen F. Austin, 2023)

Pass Break Up: 2 (4x, last UTSA, 2022)

Interception: 1 (Georgia State, 2023)

## #12 TERRY THOMAS

Tackles: 8 (App State, 2022)

Tackles for Loss: 1.5 (Kansas State, 2023)

Interceptions: 1 (Alabama A&M, 2022)

Pass Break Up: 1 (Arkansas State, 2023)

## #13 TJ THOMPSON

Tackles: 1 (Stephen F. Austin, 2023)

Forced Fumble: 1 (Texas State, 2023)

## #14 CALEB RANSAW

Tackles: 9 (Texas State, 2023)

Tackle for Loss: 1 (2x, last Texas State, 2023)

Pass Break Up: 1 (2x, last Western Kentucky, 2023)

Interception: 1 (Georgia State, 2023)

## #15 ZACH EDWARDS

Tackles: 3 (Kansas State, 2023)

Pass Break Up: 1 (Stephen F. Austin, 2023)

## #17 CARLOSS CRAWFORD

Tackles: 2 (Middle Tennessee, 2020)

## #19 DARRELL STARLING

Tackles: 4 (2x, last Southern Miss, 2021)

Fumble Recovery: 1 (Arkansas State, 2020)

Tackles for Loss: 1 (3x, last Arkansas State, 2023)

Pass Break Up: 1 (Southern Miss, 2021)

## #22 STEVEN CATTLEDDGE

Tackles: 2 (Stephen F. Austin, 2023)

## #25 JUSTIN POWE

Pass Break Up: 1 (Arkansas State, 2023)

## #27 JOHN BUTLER

Tackles: 1 (App State, 2022)

## #29 JACK TCHIENCHOU

Tackles: 2 (Stephen F. Austin, 2023)

## #31 RAYMOND CUTTS

Tackles: 2 (JMU, 2023)

## #32 PHILLIP LEE

Tackles: 4 (Stephen F. Austin, 2023)

Tackles for Loss: 1 (2x, last Army, 2023)

Sacks: 1 (2x, last Army, 2023)

## #42 BLAKE MATTHEWS

Tackles: 1 (JMU, 2023)

## #44 JORDAN STRINGER

Tackles: 7 (Western Kentucky, 2023)

Tackles for Loss: 1 (2x, last Texas State, 2023)

Interceptions: 1 (Texas State, 2023)

Forced Fumbles 1 (Texas State, 2023)

Sacks: 0.5 (Army, 2023)

## #85 ERIC SHAW

Tackles: 1 (Arkansas State, 2023)

Sacks: 0.5 (Arkansas State, 2023)

Tackles for Loss: 0.5 (Arkansas State, 2023)

## #92 JULIAN PETERSON

Tackles: 2 (Arkansas State, 2023)

Sacks: 1.5 (Arkansas State, 2023)

Tackles for Loss: 1.5 (Arkansas State, 2023)

## #95 LUIS MEDINA

Tackles: 7 (App State, 2021)

Tackles for Loss: 1.0 (2x, last Southern Miss, 2021)

Sacks: 1.0 (2x, last Southern Miss, 2021)

## #97 AJ PIERCE

Tackles: 5 (South Alabama, 2020)

Tackle for Loss: 2.0 (2x, last Marshall, 2022)

Sacks: 1.0 (2x, last vs. Marshall, 2022)

## #98 T.J. JACKSON

Tackles: 8 (Army, 2022)

Tackle for Loss: 3.0 (Marshall, 2022)

Sacks: 1.5 (2x, last S. Miss, 2022)



SCAN FOR PLAYER  
CAREER STATS



SCAN FOR COMPLETE  
ROSTER & BIO



SCAN FOR PLAYER  
GAME-BY-GAME STATS

Shutout an opponent: .....Oct. 14, 2023, at Army (19-0)

Rushed for more than 300 yards: ..... Sept. 2, 2023, vs. Stephen F. Austin  
..... (42 rushes, 342 yards)

Rushed for more than 400 yards: .....Sept. 14, 2002 vs. Southern Utah  
..... (52 rushes, 464 yards)

Passed for more than 300 yards: ..... Oct. 28, 2023, at Texas State  
..... (392 yards)

Passed for more than 400 yards: .....Sept. 10, 2022, vs. Alabama A&M  
..... (464 yards)

Recorded 600-699 yds offense: ..... Nov. 9, 2019, vs. Georgia Southern  
..... (273 rushing, 330 passing, 603 total)

Recorded more than 700 yds offense: ..... Sept. 3, 2016 vs. Austin Peay  
..... (383 rushing, 323 passing, 706 total)

Ran at least 100 plays .....Oct. 12, 2013 at Georgia State (102 plays)

Scored 50 or more points: ..... Sept. 4, 2021, vs. Southern

Returned the Opening Kickoff for TD: ..... Sept. 29, 2018, vs. Coastal Carolina  
..... (96 yards by Marcus Jones)

Scored on First Play: ..... Sept. 3, 2016 vs. Austin Peay  
..... (48-yard run by Jordan Chunn)

Scored on First Two Plays: ..... Nov. 18, 2000 vs. Jacksonville State  
..... (65-yard pass from Brock Nutter to Jonathan Carter  
..... 33-yard pass from Thad Buttone to Jonathan Carter)

Scored on a Hail Mary ..... Sept. 23, 2023, vs. Western Kentucky  
..... 40-yard pass from Gunnar Watson to Chris Lewis, end of first half

Scored on First Play of Second Half ..... Oct. 1, 2016 at Idaho  
..... (John Johnson 60-yard pass from Brandon Silvers)

Scored on First Play of Season ..... Sept. 3, 2016 vs. Austin Peay  
..... (48-yard run by Jordan Chunn)

Rushed for less than 100 yards: ..... Oct. 28, 2023, at Texas State  
..... (29 rushes, 28 yards)

Passed for less than 100 yards: .....Nov. 17, 2018, vs. Texas State  
..... (13-27, 79 yards)

Passed for less than 100 yds in 3 straight games: ..... Oct. 16-23-30, 2004  
..... at Arkansas State (73 yards); at LSU (60 yards); vs. Idaho (48 yards)

Failed to record 200 yards total offense: .....Dec. 16, 2022, vs. UTSA  
..... (47 rushing, 113 passing, 160 total)

Failed to record 100 yards total offense: ..... Oct. 9, 1982 vs SE Louisiana  
..... (27 rushing, 48 passing, 75 total)

Failed to score a touchdown and lost: .....Nov. 23, 2019, at Louisiana (3-53)

Failed to score a touchdown and won: .....Nov. 17, 2018, vs. Texas State  
..... (12-7; four field goals)

Held an opponent to less than 100 yards rushing: .....Sept. 23, 2023, vs. Western Kentucky  
..... (13 carries, 13 yards)

Held an opponent to negative yards rushing: ..... Sept. 18, 2021, at Southern Miss  
..... (39 carries, -1 yards)

Held an opponent to less than 100 yards passing: ..... Oct. 14, 2023, vs. Army  
..... (9-18, 78 yards)

Held an opponent to less than 50 yards passing: ..... Oct. 30, 2014  
..... at Georgia Southern (6-10, 40 yards)

Held an opponent to less than 10 yards passing: ..... Oct. 27, 2001  
..... vs. Southern Utah (1-8, 6 yards)

Held opponent to less than 200 yards total offense: ..... Sept. 24, 2022, vs. Marshall  
..... (96 rush, 78 pass, 174 total)

Returned a kickoff for a touchdown: ..... Sept. 14, 2019, vs. Southern Miss  
..... (69 yards by Reggie Todd)

Returned a punt for a touchdown: ..... Sept. 15, 2018, at Nebraska  
..... (Cedarius Rookard, 58 yards)

Blocked an opponent's punt: .....Dec. 5, 2020, at South Alabama (Kaylon Geiger)

Blocked two opponent punts in a game: ..... Oct. 26, 2002 vs. FAU

Blocked an opponent's field goal attempt: ..... Sept. 24, 2022, vs. Marshall  
..... (Caleb Ransaw)

Blocked an opponent's PAT try: ..... Sept. 18, 2021, at Southern Miss  
..... (Will Choloh)

Returned an interception for a TD: ..... Sept. 2, 2023, vs. Stephen F. Austin  
..... (Reddy Steward, 45 yards)

Returned a fumble for a touchdown: ..... Sept. 24, 2022, vs. Marshall  
..... (Buddha Jones, 23 yards)

Returned a fumble and an INT for touchdowns: ..... Oct. 24, 2020, vs. Georgia State  
..... (Shakel Brown, 21-yard fumble; Reddy Steward, 35-yard INT)

Attempted an on-side kick .....Nov. 27, 2021, at Georgia State (Unsuccessful)

Converted an on-side kick ..... Oct. 10, 2020, vs. Texas State

Attempted a fake punt ..... Nov. 9, 2019, vs. Georgia Southern (Successful)

Attempted a fake field goal: ..... Oct. 31, 2014, at Appalachian State  
..... (Unsuccessful, made first down but fumbled)

Scored a safety: ..... Dec. 5, 2020, at South Alabama  
..... TEAM

Returned a PAT attempt for two points: ..... Nov. 25, 2000  
..... Chris Archie vs. Appalachian State (INT, 102 yards)

Had a player rush for 100 yards in a game: ..... Oct. 14, 2023, at Army  
..... (Kimani Vidal, 116 yards)

2 players rush for 100 yards in a game: ..... Oct. 4, 2018, vs. Georgia State  
..... (B.J. Smith, 143 yards; Kaleb Baker, 111 yards)

3 players rush for 100 yards in a game: ..... Sept. 14, 2002 vs. S. Utah  
..... (Marrio Fraser, 125; DeWhitt Betterson, 122; LeBarron Black, 100)

Quarterback rush for 100 yards in a game: ..... Oct. 4, 2018, vs. Georgia State  
..... Kaleb Barker (5 carries, 111 yards)

Player rushed for 100 yds in consecutive games: ..... 2022, Kimani Vidal  
..... (242 vs. ULM, 208 at Arkansas State)

Player rushed for 100 yds in three consecutive games: ..... 2018, B.J. Smith  
..... (103 vs. Coastal Carolina; 140 vs. Georgia State; 111 at Liberty)

Player rushed for 100 yds in four consecutive games: ..... 2018, B.J. Smith  
..... (103 vs. Coastal Carolina; 140 vs. Georgia St; 111 at Liberty, 170 at South Alabama)

Player rushed for 100 yds in five consecutive games: ..... 2018, B.J. Smith  
..... (103 vs. Coastal Carolina; 140 vs. Georgia St; 111 at Liberty,  
..... 170 at South Alabama, 103 vs. Louisiana)

Player rush for more than 200 yards in a game: ..... Sept. 2, 2023, vs. Stephen F. Austin  
..... (Kimani Vidal, 25 carries, 248 yards)

Had a player record 40 carries in a game: ..... Nov. 15, 2003 vs. Utah St  
..... (DeWhitt Betterson, 46 carries, 230 yards, 2 TDs)

Had a player rush for three TD in a game: ..... Nov. 26, 2022, at Arkansas State  
..... (Kimani Vidal - 4)

Had a player rush for four TD in a game: ..... Nov. 26, 2022, at Arkansas State  
..... (Kimani Vidal)

Player record 100 yards rushing and receiving : ..... Sept. 9, 2000 vs. App State  
..... (Demontray Carter, 102 rushing & 153 receiving)

2 players with more than 100 yards receiving in a game: ..... Sept. 24, 2022, vs. Marshall  
..... (Tez Johnson, 121; Jabre Barber 101)

3 players with more than 100 yards receiving in a game: ..... Sept. 14, 2019, vs. Southern Miss  
..... (Geiger, 118; Eafford, 110; Whittemore, 110, McClain, 104)

4 players with more than 100 yards receiving in a game: ..... Sept. 14, 2019, vs. Southern Miss  
..... (Geiger, 118; Eafford, 110; Whittemore, 110, McClain, 104)

Made three field goals in a game: ..... Sept. 24, 2022, vs. Marshall  
..... (Brooks Buce - 40, 25, 28)

Make a game-winning FG with less than one minute in game: ..... Oct. 17, 2020, vs. Eastern Kentucky  
..... (Evan Legassey, 47 yards, 0:02)

Played an overtime game: ..... Oct. 31, 2015 at Appalachian State  
..... (Appalachian State 44, Troy 41 3OT)

Punted on third down: ..... Oct. 12, 2002, vs. Mississippi State  
..... (3rd-and-16 from the Troy 4-yard line)

A player record two interceptions in a game: ..... Nov. 26, 2022, at Arkansas State  
..... (Reddy Steward)

A player record three interceptions in a game: ..... Nov. 15, 2014  
..... at Idaho (Montres Kitchens)

A player recorded multiple interceptions in consecutive games: ..... Blace Brown  
..... (Sept. 24, 2016 vs. New Mexico State [2] & Oct. 1, 2016 at Idaho [2])

Rallied from 17-point or more deficit ..... Nov. 5, 2022, at Louisiana; trailed 17-0, won 23-17  
20-Play Scoring Drive ..... Nov. 5, 2022, at Louisiana

## LAST TIME ... AN OPPONENT

Shutout Troy: ..... Sept. 20, 2014 at Georgia (0-66)

Rushed for more than 300 yards: ..... Nov. 7, 2020, at Georgia Southern  
..... (61 attempts, 326 yards)

Passed for more than 300 yards: ..... Oct. 1, 2022, at WKU  
..... (406 yards)

Had more than 500 yards total offense: ..... Dec. 12, 2020, vs. Coastal Carolina  
..... (176 rushing, 338 passing, 514 overall)

Had more than 600 yards total offense: ..... Sept. 26, 2020, at BYU  
..... (192 rushing, 472 passing, 664 overall)

Returned a kickoff for a touchdown: ..... Sept. 14, 2019, vs. Southern Miss  
..... (Jaylond Adams, 100 yards)

Returned a punt for a touchdown: ..... Sept. 2, 2017, at Boise State  
..... (Avery Williams, 81 yards)

Returned two punts for TD in a game: ..... Aug. 31, 2002 vs. Nebraska  
..... (DeJuan Groce, 83 and 72 yards)

Returned a blocked punt for a touchdown: ..... Dec. 3, 2011  
..... at Arkansas State (Jones)

Blocked a Troy punt: ..... Nov. 5, 2022, at Louisiana

Blocked two Troy punts: ..... Nov. 2, 2002 vs. Arkansas  
..... (Tom Crowder and Bo Mosley)

Blocked a Troy field goal attempt: ..... Dec. 5, 2020, at South Alabama

Blocked a Troy field goal and returned for TD: ..... Never (FBS era)

Blocked a Troy PAT Attempt: ..... Nov. 5, 2022, at Louisiana

Returned an interception for a TD: ..... Oct. 2, 2021, at South Carolina

Returned a fumble for a touchdown: ..... Sept. 2, 2023, vs. Stephen F. Austin

Returned a fumble and an INT for touchdowns: ..... Sept. 7, 2002 vs. UAB  
..... (Chris Brown, 91-yard fumble; Gaylon Black, 30-yard INT)

Scored a safety: ..... Dec. 16, 2022, vs. UTSA

Returned a missed PAT attempt for two points: ..... Never

A player rushed for 200 yards in a game: ..... Nov. 26, 2011 at WKU  
..... (Bobby Rainey, 43 carries, 227 yards, 3 TDs)

Converted a Fake Punt: ..... Sept. 30, 2023, at Georgia State

Failed on a Fake Punt: ..... Sept. 17, 2016, at Southern Miss

# GAME NINE | NOTES

## GAME 1

<b>SFA</b>	<b>3</b>	<b>17</b>	<b>0</b>	<b>10</b>	<b>30</b>
<b>TROY</b>	<b>21</b>	<b>10</b>	<b>10</b>	<b>7</b>	<b>48</b>

SEPT. 2 • TROY, ALA. • VETERANS MEMORIAL STADIUM • 28,179

	SFA	TROY
<b>FIRST DOWNS</b>	<b>16</b>	<b>25</b>
Rushing	7	14
Passing	7	9
Penalty	2	2
<b>NET YARDS RUSHING</b>	<b>104</b>	<b>342</b>
Rushing Attempts	28	42
Average Per Rush	3.7	8.1
Rushing Touchdowns	2	1
Yards Gained Rushing	117	353
Yards Lost Rushing	13	11
<b>NET YARDS PASSING</b>	<b>136</b>	<b>198</b>
Completions-Attempts-Int	18-31-1	14-22-1
Average Per Attempt	4.4	9.0
Average Per Completion	7.6	14.1
Passing Touchdowns	0	4
<b>TOTAL OFFENSE YARDS</b>	<b>240</b>	<b>540</b>
Total offense plays	59	64
Average Gain Per Play	4.1	8.4
Fumbles: Number-Lost	1-0	3-3
Penalties: Number-Yards	3-35	5-43
<b>PUNTS-YARDS</b>	<b>4-177</b>	<b>1-51</b>
Average Yards Per Punt	44.2	51.0
Net Yards Per Punt	42.5	31
Inside 20	1	0
50+ Yards	0	1
Touchbacks	0	1
Fair catch	2	0
<b>KICKOFF-YARDS</b>	<b>7-436</b>	<b>9-534</b>
Average Yards Per Kickoff	62.3	59.3
Net Yards Per Kickoff	35.4	37.2
Touchbacks	4	4
Fair Catch Yards	0	0
Punt returns: Number-Yards-TD	0-0-0	2-7-0
Average Per Return	0.0	3.5
Kickoff returns: Number-Yds-TD	5-99-0	3-88-0
Average Per Return	19.8	29.3
Interceptions: Number-Yds-TD	1-6-0	1-45-1
Fumble Returns: Number-Yds-TD	1-37-1	0-0-0
Miscellaneous Yards	0	0
Possession Time	25:53	32:14
1st Quarter	09:51	05:09
2nd Quarter	07:25	07:35
3rd Quarter	06:56	08:04
4th Quarter	01:41	11:26
Third-Down Conversions	4-13	7-12
Fourth-Down Conversions	0-2	0-0
Red-Zone Scores-Chances	1-1	7-7
Touchdowns	1-1	5-7
Field goals	0-1	2-7
Sacks By: Number-Yards	0-0	0-0
PAT Kicks	3-3	6-6
2Pts Conversions	0-0	0-0
Field Goals	3-3	2-2
Points off Turnover	13	7

### NOTABLE

- Attendance for the game was announced at 28,179, which ranks as the fifth-largest in Veterans Memorial Stadium history and the second-largest season opener behind Boise State in 2018.

- Dell Pettus extended his NCAA-best starting streak to 48 consecutive games.

- Troy extended its winning streak to 12 games with the victory; Troy's longest winning streak is the second-longest active streak in the country (Georgia, 18). Troy's 12-game winning streak is its longest since the 1987-88 season when those teams won 12 straight games.

- The last time Troy opened the game with an offensive and defensive touchdown on back-to-back drives was against Georgia Southern on Nov. 11, 2015. The Trojans recorded a touchdown on their first offensive possession and then had a fumble recovery for a touchdown on Georgia Southern's first offensive possession.

- Kimani Vidal rushed for 248 yards on 25 carries to set the single-game rushing record. He is now tied for fourth all-time in Troy history with eight career 100-yard rushing yard games

- Kimani Vidal has averaged 164.8 rushing yards in the last five games, including two 200-yard games and today's 248-yard game.

- Gunnar Watson threw touchdown passes in the first half – for his seventh career game with three touchdown strikes. He added a fourth in the waning moments of the third quarter for his third career game with four touchdown passes.

- Reddy Steward intercepted Stephen F. Austin's first play from scrimmage and returned it 45 yards for a touchdown. He is tied for first in Troy history with three career interception returns for a touchdown (Rayshun Reed, 1999-03); the interception was the sixth of his career.

## STAT LEADERS

### STEPHEN F. AUSTIN

Rushing	No	Yds	TD	Lg	Avg
Williams, Anthony	9	55	1	20	6.1
Wimbley, Jerrell	16	51	1	12	3.2

Passing	A	C	I	Yds	TD	Lng
Mauer, Brian	31	18	1	136	0	24

Receiving	No.	Yds	TD	Long
Wafer, Khi'yon	4	22	0	16
Rikel, Lawton	3	40	0	24
Thompson, Josh	3	35	0	16
Wimbley, Jerrell	2	17	0	11

### TROY

Rushing	No	Yds	TD	Lg	Avg
Vidal, Kimani	25	248	0	59	9.9
Williams, Jarris	6	48	1	25	8.0

Passing	A	C	I	Yds	TD	Lng
Watson, Gunnar	22	14	1	198	4	44

Receiving	No.	Yds	TD	Long
Conner, Ethan	4	51	2	19
Vidal, Kimani	2	54	0	44
Barber, Jabre	2	25	1	16
Higgins, Peyton	1	32	0	32

## GAME 2

<b>TROY</b>	<b>0</b>	<b>10</b>	<b>0</b>	<b>3</b>	<b>13</b>
<b>K-STATE</b>	<b>7</b>	<b>14</b>	<b>7</b>	<b>14</b>	<b>42</b>

SEPT. 9 • MANHATTAN, KANSAS • BILL SNYDER FAMILY STADIUM • 51,940

	TROY	KSTATE
<b>FIRST DOWNS</b>	<b>15</b>	<b>20</b>
Rushing	2	9
Passing	10	10
Penalty	3	1
<b>NET YARDS RUSHING</b>	<b>70</b>	<b>147</b>
Rushing Attempts	28	38
Average Per Rush	2.5	3.9
Rushing Touchdowns	0	3
Yards Gained Rushing	105	163
Yards Lost Rushing	35	16
<b>NET YARDS PASSING</b>	<b>216</b>	<b>250</b>
Completions-Attempts-Int	22-38-1	21-32-1
Average Per Attempt	5.7	7.8
Average Per Completion	9.8	11.9
Passing Touchdowns	1	3
<b>TOTAL OFFENSE YARDS</b>	<b>286</b>	<b>397</b>
Total offense plays	66	70
Average Gain Per Play	4.3	5.7
Fumbles: Number-Lost	3-1	0-0
Penalties: Number-Yards	3-22	5-45
<b>PUNTS-YARDS</b>	<b>5-195</b>	<b>5-196</b>
Average Yards Per Punt	39.0	39.2
Net Yards Per Punt	31.6	35.2
Inside 20	0	3
50+ Yards	0	1
Touchbacks	0	1
Fair catch	1	4
<b>KICKOFF-YARDS</b>	<b>4-241</b>	<b>7-428</b>
Average Yards Per Kickoff	60.2	61.1
Net Yards Per Kickoff	38.2	34.9
Touchbacks	1	4
Fair Catch Yards	0	0
Punt returns: Number-Yards-TD	0-0-0	3-37-0
Average Per Return	0.0	12.3
Kickoff returns: Number-Yds-TD	2-51-0	3-63-0
Average Per Return	25.5	21.0
Interceptions: Number-Yds-TD	1-0-0	1-11-0
Fumble Returns: Number-Yds-TD	0-0-0	0-0-0
Miscellaneous Yards	0	0
Possession Time	30:23	29:37
1st Quarter	05:45	09:15
2nd Quarter	11:19	03:41
3rd Quarter	07:43	07:17
4th Quarter	05:36	09:24
Third-Down Conversions	6-17	10-15
Fourth-Down Conversions	1-3	0-0
Red-Zone Scores-Chances	2-2	5-5
Touchdowns	0-2	5-5
Field goals	2-2	0-5
Sacks By: Number-Yards	1-8	4-30
PAT Kicks	1-1	6-6
2Pts Conversions	0-0	0-0
Field Goals	2-2	0-0
Points off Turnover	3	0

### NOTABLE

- The game was Troy's first 11 a.m. kickoff since a 24-17 victory at Nebraska on Sept. 15, 2018.

- Kimani Vidal rushed for 83 yards on 17 carries to move into fifth place all-time in Troy history with 2,680 career rushing yards, just 762 yards shy of becoming Troy's all-time leader.

- Kimani Vidal has rushed for 331 yards through the first two games of the season, the most by a Troy player since at least 2000 through two games by 94 yards. His 331 yards are the third most in Sun Belt history and tied for the 58th most nationally since 2000.

- Safety Dell Pettus extended his NCAA-best starting streak to 49 consecutive games.

- Reddy Steward became just the seventh Troy player since 2000 to have multiple interceptions in the first two games of a season.

- Troy held Kansas State to 147 rushing yards on the ground, tied for the 10th fewest by a Troy team against a ranked opponent.

- Scott Taylor Renfroe booted two field goals to remain perfect on the season at 4-for-4 ... his four field goals are tied for the second most through the first two games of the season by a Troy kicker since at least 2000. He is one of just two Trojans, Sam Glusman, with four or more field goals in the first two games without a miss.

## STAT LEADERS

### TROY

Rushing	No	Yds	TD	Lg	Avg
Vidal, Kimani	17	83	0	46	4.9
Martin, Asa	3	7	0	3	2.3

Passing	A	C	I	Yds	TD	Lng
Watson, Gunnar	32	17	1	167	1	30
Crowder, Goose	6	5	0	49	0	26

Receiving	No.	Yds	TD	Long
Lewis, Chris	5	50	1	21
Ross, Devonte	5	38	0	26
Barber, Jabre	3	42	0	30

### KANSAS STATE

Rushing	No	Yds	TD	Lg	Avg
Ward, Treshaun	16	58	0	20	3.6
Giddens	12	52	0	17	4.3

Passing	A	C	I	Yds	TD	Lng
Howard, Will	32	21	1	250	3	1

Receiving	No.	Yds	TD	Long
Brooks, Phillip	7	94	1	39
Jackson, Jadon	4	77	1	40
Garcia, RJ	3	31	0	11

GAME 3

JMU	3	10	3	0	16
TROY	0	7	0	7	14

SEPT. 16 • TROY, ALA. • VETERANS MEMORIAL STADIUM • 26,634

	JMU	TROY
<b>FIRST DOWNS</b>	<b>13</b>	<b>18</b>
Rushing	6	1
Passing	7	15
Penalty	0	2
<b>NET YARDS RUSHING</b>	<b>103</b>	<b>-12</b>
Rushing Attempts	40	19
Average Per Rush	2.6	-0.6
Rushing Touchdowns	0	0
Yards Gained Rushing	160	41
Yards Lost Rushing	57	53
<b>NET YARDS PASSING</b>	<b>187</b>	<b>333</b>
Completions-Attempts-Int	17-25-0	25-46-1
Average Per Attempt	7.5	7.2
Average Per Completion	11.0	13.3
Passing Touchdowns	1	2
<b>TOTAL OFFENSE YARDS</b>	<b>290</b>	<b>321</b>
Total offense plays	65	65
Average Gain Per Play	4.5	4.9
Fumbles: Number-Lost	1-0	2-0
Penalties: Number-Yards	6-40	6-40
<b>PUNTS-YARDS</b>	<b>8-296</b>	<b>7-308</b>
Average Yards Per Punt	37.0	44.0
Net Yards Per Punt	38.1	44
Inside 20	3	4
50+ Yards	0	2
Touchbacks	0	0
Fair catch	4	2
<b>KICKOFF-YARDS</b>	<b>5-314</b>	<b>3-193</b>
Average Yards Per Kickoff	62.8	64.3
Net Yards Per Kickoff	43.4	46
Touchbacks	1	1
Fair Catch Yards	40	0
Punt returns: Number-Yards-TD	0-0-0	2-6-0
Average Per Return	0.0	3.0
Kickoff returns: Number-Yds-TD	2-30-0	2-32-0
Average Per Return	15.0	16.0
Interceptions: Number-Yds-TD	1-7-0	0-0-0
Fumble Returns: Number-Yds-TD	0-0-0	0-0-0
Miscellaneous Yards	0	0
Possession Time	32:13	27:47
1st Quarter	08:45	06:15
2nd Quarter	08:51	06:09
3rd Quarter	09:08	05:52
4th Quarter	06:59	05:46
Third-Down Conversions	3-16	3-16
Fourth-Down Conversions	1-1	2-4
Red-Zone Scores-Chances	4-4	1-1
Touchdowns	1-4	1-1
Field goals	3-4	0-1
Sacks By: Number-Yards	6-44	3-26
PAT Kicks	1-1	2-2
2Pts Conversions	0-0	0-0
Field Goals	3-3	0-1
Points off Turnover	0	0

NOTABLE

- Troy lost the coin toss and received the opening kickoff; the Trojans are 0-3 on coin tosses this season and 5-12 under head coach Jon Sumrall.
- Troy falls to 11-2 under head coach Jon Sumrall when allowing 400 yards or less of total offense and 25-3 since joining the Sun Belt when allowing 300 yards or less of total offense ... Troy also suffered its first loss under Sumrall, 8-1, and fell to 58-6 since joining the Sun Belt when holding opponents to less than 100 rushing yards.
- The loss snapped both Troy's eight-game home winning streak and eight-game conference winning streak; the conference winning streak was the third longest in the country, and the home winning streak was the seventh longest.
- Gunnar Watson threw for 333 yards to mark his 10th career 300-plus yard game and first 300-plus yard game since throwing for 321 yards against Marshall in 2022.
- The Trojans had four 50-plus yard receiving games - Chris Lewis (94), Jabre Barber (89), Devonte Ross (69) and Deshon Stoudemire (52). It marked the first time since Arkansas State in 2020 that the Trojans had four receivers record over 50 receiving yards.
- Javon Solomon recorded a tackle for loss to move into a tie for sixth all-time in Troy history with 33.5 in his career.
- Richard Jubinor recorded a sack after he entered the weekend as the nation's active FBS career sacks leader. His 21 sacks as a Trojan rank as the 10th most in Sun Belt history.
- Troy recorded three sacks tonight; it marked Troy's first multi-sack game of the season.
- Robert Cole recorded a 60-yard punt in the third quarter, marking Troy's first 60-yarder since Luke Magliozzi's 65-yard punt against Coastal Carolina in 2021.

GAME 4

WESTERN KY.	7	0	7	10	24
TROY	0	10	10	7	27

SEPT. 23 • TROY, ALA. • VETERANS MEMORIAL STADIUM • 26,124

	WKU	TROY
<b>FIRST DOWNS</b>	<b>16</b>	<b>24</b>
Rushing	2	10
Passing	11	13
Penalty	3	1
<b>NET YARDS RUSHING</b>	<b>13</b>	<b>172</b>
Rushing Attempts	13	47
Average Per Rush	1.0	3.7
Rushing Touchdowns	1	2
Yards Gained Rushing	28	204
Yards Lost Rushing	15	32
<b>NET YARDS PASSING</b>	<b>275</b>	<b>349</b>
Completions-Attempts-Int	24-40-0	22-35-0
Average Per Attempt	6.9	10.0
Average Per Completion	11.5	15.9
Passing Touchdowns	2	1
<b>TOTAL OFFENSE YARDS</b>	<b>288</b>	<b>521</b>
Total offense plays	53	82
Average Gain Per Play	5.4	6.4
Fumbles: Number-Lost	2-2	5-3
Penalties: Number-Yards	3-21	7-71
<b>PUNTS-YARDS</b>	<b>5-189</b>	<b>4-151</b>
Average Yards Per Punt	37.8	37.8
Net Yards Per Punt	37.6	38
Inside 20	2	2
50+ Yards	0	1
Touchbacks	0	0
Fair catch	3	0
<b>KICKOFF-YARDS</b>	<b>5-316</b>	<b>5-322</b>
Average Yards Per Kickoff	63.2	64.4
Net Yards Per Kickoff	43	40.4
Touchbacks	3	3
Fair Catch Yards	20	23
Punt returns: Number-Yards-TD	1-1-0	1-1-0
Average Per Return	-1.0	1.0
Kickoff returns: Number-Yds-TD	1-22-0	1-16-0
Average Per Return	22.0	16.0
Interceptions: Number-Yds-TD	0-0-0	0-0-0
Fumble Returns: Number-Yds-TD	1-63-0	0-0-0
Miscellaneous Yards	0	0
Possession Time	21:01	38:59
1st Quarter	06:43	08:17
2nd Quarter	04:17	10:43
3rd Quarter	05:38	09:22
4th Quarter	04:23	10:37
Third-Down Conversions	2-10	10-19
Fourth-Down Conversions	1-2	2-2
Red-Zone Scores-Chances	3-3	4-5
Touchdowns	2-3	2-5
Field goals	1-3	2-5
Sacks By: Number-Yards	5-25	1-9
PAT Kicks	3-3	3-3
2Pts Conversions	0-0	0-0
Field Goals	1-1	2-2
Points off Turnover	7	7

NOTABLE

- Troy outgained WKU by 233 yards in the game; the Trojans have held the offensive advantage in 3-of-4 games this season.
- Troy improved to 9-1 at home under head coach Jon Sumrall.
- Troy won for just the eighth time in 23 games since 2015 when not scoring in the first quarter.
- Troy improved to 9-1 when leading at the half and 9-0 when leading after the third quarter under Jon Sumrall.
- Troy held Western Kentucky to just 53 offensive plays in the game; this came after WKU ran 86 against the Trojans last year. The 53 plays are the fewest by a WKU team since Sept. 11, 2010, at Kentucky -- the Hilltoppers averaged 69.3 plays per game this season entering the game.
- Troy touched WKU 251-70 in the first half of play; the Trojans didn't take the lead until the final seconds of the half on a Hail Mary from Gunnar Watson to Chris Lewis.
- Western Kentucky's 13 rushing attempts were the fewest by a Troy opponent in program history; 17 was the previous low by Jacksonville State in 1997.
- Troy ran 81 offensive plays against WKU; the Trojans averaged 65 plays in their first three games of the season.
- Troy has held 12 of its last 13 opponents to 400 or fewer yards after limiting Western Kentucky to 288 yards.
- Troy held WKU to just 288 yards of total offense and 20 yards on the ground; the Hilltoppers had 284 yards at Ohio State last week ... it was their fewest rushing yards since a -9 output at UTSA on Dec. 3, 2021, and lowest total output besides the Ohio State game since a 284-yard performance against Georgia State in the 2020 Camilla Bowl.

STAT LEADERS

JAMES MADISON

Rushing	No	Yds	TD	Lg	Avg
Black, Kaelon	13	78	0	28	6.0
Lawton, TySon	14	55	0	12	3.9

Passing	A	C	I	Yds	TD	Lng
McCloud, Jordan	25	17	0	187	1	36

Receiving	No.	Yds	TD	Long
Sarratt, Elijah	6	62	1	22
Brown, Reggie	4	57	0	36
Black, Kaelon	4	42	0	34
Palmer, Latrelle	1	13	0	13

TROY

Rushing	No	Yds	TD	Lg	Avg
Vidal, Kimani	11	27	0	11	2.5
Lovett, Jordan	1	6	0	6	6.0

Passing	A	C	I	Yds	TD	Lng
Watson, Gunnar	46	25	1	333	2	30

Receiving	No.	Yds	TD	Long
Barber, Jabre	6	89	1	24
Ross, Devonte	6	69	1	29
Stoudemire, Deshon	6	52	0	26
Lewis, Chris	4	94	3	30

WESTERN KENTUCKY

Rushing	No	Yds	TD	Lg	Avg
Young, Elijah	5	9	0	4	1.8
Corley, Malachi	1	6	0	6	6.0

Passing	A	C	I	Yds	TD	Lng
Reed, Austin	40	24	0	275	2	35

Receiving	No.	Yds	TD	Long
Corley, Malachi	9	107	1	31
Messer, Easton	6	96	1	35
Burt, Craig	2	13	0	8
Key, Aaron	2	12	0	8
Barry, Moussa	1	24	0	24

TROY

Rushing	No	Yds	TD	Lg	Avg
Vidal, Kimani	27	156	2	27	5.8
Taylor, Damien	8	28	0	7	3.5

Passing	A	C	I	Yds	TD	Lng
Watson, Gunnar	35	22	0	349	1	40

Receiving	No.	Yds	TD	Long
Stoudemire, Deshon	6	99	0	30
Vidal, Kimani	4	58	0	28
Lewis, Chris	3	101	1	40
Ross, Devonte	3	55	0	38
Barber, Jabre	3	18	0	8

# GAME NINE | NOTES

## GAME 5

<b>TROY</b>	<b>3</b>	<b>3</b>	<b>15</b>	<b>7</b>	<b>28</b>
<b>GEORGIA STATE</b>	<b>0</b>	<b>7</b>	<b>0</b>	<b>0</b>	<b>7</b>

SEPT. 30 • ATLANTA, GA. • CENTER PARC STADIUM • 16,536

	TROY	GSU
<b>FIRST DOWNS</b>	<b>21</b>	<b>16</b>
Rushing	8	9
Passing	12	7
Penalty	1	0
<b>NET YARDS RUSHING</b>	<b>154</b>	<b>105</b>
Rushing Attempts	35	31
Average Per Rush	4.4	3.4
Rushing Touchdowns	2	1
Yards Gained Rushing	160	121
Yards Lost Rushing	6	16
<b>NET YARDS PASSING</b>	<b>256</b>	<b>193</b>
Completions-Attempts-Int	23-30-1	19-29-2
Average Per Attempt	8.5	6.7
Average Per Completion	11.1	10.2
Passing Touchdowns	1	0
<b>TOTAL OFFENSE YARDS</b>	<b>410</b>	<b>298</b>
Total offense plays	65	60
Average Gain Per Play	6.3	5.0
Fumbles: Number-Lost	0-0	2-1
Penalties: Number-Yards	4-35	5-36
<b>PUNTS-YARDS</b>	<b>2-75</b>	<b>4-142</b>
Average Yards Per Punt	37.5	35.5
Net Yards Per Punt	37.5	35.5
Inside 20	1	1
50+ Yards	0	0
Touchbacks	0	0
Fair catch	1	3
<b>KICKOFF-YARDS</b>	<b>6-388</b>	<b>2-128</b>
Average Yards Per Kickoff	64.7	64.0
Net Yards Per Kickoff	38.3	40
Touchbacks	5	1
Fair Catch Yards	0	0
Punt returns: Number-Yards-TD	0-0-0	1-0-0
Average Per Return	0.0	0.0
Kickoff returns: Number-Yds-TD	1-23-0	0-0-0
Average Per Return	23.0	0.0
Interceptions: Number-Yds-TD	2-10-0	1-0-0
Fumble Returns: Number-Yds-TD	1-27-0	0-0-0
Miscellaneous Yards	0	0
Possession Time	34:48	25:12
1st Quarter	09:25	05:35
2nd Quarter	06:37	08:23
3rd Quarter	08:08	06:52
4th Quarter	10:38	04:22
Third-Down Conversions	6-13	5-13
Fourth-Down Conversions	1-1	2-3
Red-Zone Scores-Chances	4-4	1-3
Touchdowns	2-4	1-3
Field goals	2-4	0-3
Sacks By: Number-Yards	1-12	0-0
PAT Kicks	2-2	1-1
2Pts Conversions	1-1	0-0
Field Goals	2-3	0-0
Points off Turnover	10	0

### NOTABLE

1

## GAME 6

<b>A-STATE</b>	<b>0</b>	<b>0</b>	<b>0</b>	<b>3</b>	<b>3</b>
<b>TROY</b>	<b>7</b>	<b>13</b>	<b>3</b>	<b>14</b>	<b>37</b>

OCT. 7 • TROY, ALA. • VETERANS MEMORIAL STADIUM • 26,957

	ASTATE	TROY
<b>FIRST DOWNS</b>	<b>11</b>	<b>20</b>
Rushing	3	13
Passing	7	5
Penalty	1	2
<b>NET YARDS RUSHING</b>	<b>47</b>	<b>351</b>
Rushing Attempts	32	50
Average Per Rush	1.5	7.0
Rushing Touchdowns	0	3
Yards Gained Rushing	86	364
Yards Lost Rushing	39	13
<b>NET YARDS PASSING</b>	<b>156</b>	<b>236</b>
Completions-Attempts-Int	15-27-0	12-21-0
Average Per Attempt	5.8	11.2
Average Per Completion	10.4	19.7
Passing Touchdowns	0	1
<b>TOTAL OFFENSE YARDS</b>	<b>203</b>	<b>587</b>
Total offense plays	59	71
Average Gain Per Play	3.4	8.3
Fumbles: Number-Lost	0-0	1-1
Penalties: Number-Yards	2-22	8-75
<b>PUNTS-YARDS</b>	<b>7-276</b>	<b>3-128</b>
Average Yards Per Punt	39.4	42.7
Net Yards Per Punt 4	0.1	42.7
Inside 20	2	1
50+ Yards	0	0
Touchbacks	0	0
Fair catch	2	2
<b>KICKOFF-YARDS</b>	<b>2-121</b>	<b>7-435</b>
Average Yards Per Kickoff	60.5	62.1
Net Yards Per Kickoff	40	34.9
Touchbacks	1	5
Fair Catch Yards	16	0
Punt returns: Number-Yards-TD	0-0-0	1-5-0
Average Per Return	0.0	5.0
Kickoff returns: Number-Yds-TD	2-66-0	0-0-0
Average Per Return	33.0	0.0
Interceptions: Number-Yds-TD	0-0-0	0-0-0
Fumble Returns: Number-Yds-TD	1--3-0	0-0-0
Miscellaneous Yards	0	0
Possession Time	25:56	34:04
1st Quarter	06:03	08:57
2nd Quarter	07:03	07:57
3rd Quarter	05:28	09:32
4th Quarter	07:22	07:38
Third-Down Conversions	4-16	6-13
Fourth-Down Conversions	1-4	0-1
Red-Zone Scores-Chances	1-2	4-4
Touchdowns	0-2	2-4
Field goals	1-2	2-4
Sacks By: Number-Yards	0-0	5-34
PAT Kicks	0-0	4-4
2Pts Conversions	0-0	0-0
Field Goals	1-1	3-3
Points off Turnover	0	0

### NOTABLE

- Troy finished the game with 587 yards of total offense, its second straight game topping the 400-yard mark and third this season. It was Troy's most yards since racking up 603 yards against Georgia Southern on Nov. 9, 2019.
- Troy rushed for 351 yards in the game, the most rushing yards since 383 against Austin Peay in 2016. Troy has rushed for 300-plus yards twice the season, the first time since 2014 that the Trojans have rushed for 300 yards or more in multiple games and the fourth time since 2000.
- Kimani Vidal rushed for 245 yards on 28 carries for his 10th career 100-yard rushing game, the second most in program history. Vidal has rushed for 453 in the last two games against the Red Wolves.
- Kimani Vidal is responsible for 40 percent of Troy's 200-yard rushing games in program history; he now has games of 248, 245, 242 and 208 in his career.
- Troy has now won 13 straight games and 15 of the last 17 when rushing for 100-plus yards. Troy is 58-15 when it rushes for 100 yards or more in a game.
- Troy held Arkansas State to just 47 yards rushing in the game; the Trojans have held three of their last four opponents to less than 100 yards on the ground.
- Troy held Arkansas State to 203 yards of total offense; the Trojans have now held 5-of-6 opponents this season to 300 yards or fewer ... Troy ended the weekend tied for the lead in the country in this category. Troy has held 14 of its last 15 opponents to 400 yards or fewer.
- The Trojan defense has given up 10 combined points over the last two games against Georgia State and Arkansas State, which is the lowest over a two-game stretch since 2007 when they beat North Texas 45-7 and Arkansas State 27-0.
- Scott Taylor Renfroe booted three field goals in the game, a new career-high for the sophomore kicker. He has now made 11 field goals in Troy's first six games of the season, tied for the most by a Troy kicker since at least 2000.

## STAT LEADERS

### TROY

Rushing	No	Yds	TD	Lg	Avg
Vidal, Kimani	23	76	1	14	3.3
Taylor, Damien	9	69	1	45	7.7

Passing	A	C	I	Yds	TD	Lng
Watson, Gunnar	30	23	1	256	1	37

Receiving	No.	Yds	TD	Long
Barber, Jabre	7	121	0	37
Stoudemire, Deshon	5	51	0	16
Ross, Devonte	4	28	0	11
Vidal, Kimani	2	16	1	14

### GEORGIA STATE

Rushing	No	Yds	TD	Lg	Avg
Carroll, Marcus	19	75	1	17	3.9
Grainger, Darren	11	25	0	11	2.3

Passing	A	C	I	Yds	TD	Lng
Grainger, Darren	29	19	2	193	0	49

Receiving	No.	Yds	TD	Long
Lewis, Robert	6	114	0	49
Carroll, Marcus	3	37	0	19
Green, Ahmon	3	20	0	15
Williams, Tailligue	3	19	0	17

### ARKANSAS STATE

Rushing	No	Yds	TD	Lg	Avg
Wallace, Zak	9	28	0	9	3.1
Cross, Ja'Quez	6	16	0	5	2.7

Passing	A	C	I	Yds	TD	Lng
Raynor, Jaylen	27	15	0	156	0	38

Receiving	No.	Yds	TD	Long
Foreman, Jeff	4	76	0	38
Corey Rucker	3	51	0	18
Ealy, Reagan	3	15	0	12
Cross, Ja'Quez	2	-2	0	1

### TROY

Rushing	No	Yds	TD	Lg	Avg
Vidal, Kimani	28	245	3	69	8.8
Taylor, Damien	13	63	0	14	4.8

Passing	A	C	I	Yds	TD	Lng
Watson, Gunnar	21	12	0	236	1	64

Receiving	No.	Yds	TD	Long
Stoudemire, Deshon	4	98	0	51
Barber, Jabre	4	22	0	12
Martin, Asa	2	28	0	20
Lewis, Chris	1	64	1	64

GAME 7

TROY	3	13	3	0	19
ARMY	0	0	0	0	0

OCT. 14 • WEST POINT, N.Y. • MICHIE STADIUM • 27,829

	TROY	ARMY
<b>FIRST DOWNS</b>	<b>15</b>	<b>17</b>
Rushing	10	10
Passing	5	5
Penalty	0	2
<b>NET YARDS RUSHING</b>	<b>222</b>	<b>177</b>
Rushing Attempts	39	51
Average Per Rush	5.7	3.5
Rushing Touchdowns	0	0
Yards Gained Rushing	225	222
Yards Lost Rushing	3	45
<b>NET YARDS PASSING</b>	<b>227</b>	<b>78</b>
Completions-Attempts-Int	10-21-0	9-18-1
Average Per Attempt	10.8	4.3
Average Per Completion	22.7	8.7
Passing Touchdowns	10	1
<b>TOTAL OFFENSE YARDS</b>	<b>449</b>	<b>255</b>
Total offense plays	60	69
Average Gain Per Play	7.5	3.7
Fumbles: Number-Lost	1-1	5-3
Penalties: Number-Yards	9-80	5-31
<b>PUNTS-YARDS</b>	<b>3-75</b>	<b>5-153</b>
Average Yards Per Punt	25.0	30.6
Net Yards Per Punt	25	27.8
Inside 20	1	0
50+ Yards	0	0
Touchbacks	0	0
Fair catch	0	1
<b>KICKOFF-YARDS</b>	<b>6-380</b>	<b>1-65</b>
Average Yards Per Kickoff	63.3	65.0
Net Yards Per Kickoff	42	40
Touchbacks	2	1
Fair Catch Yards	67	0
Punt returns: Number-Yards-TD	2-14-0	0-0-0
Average Per Return	7.0	0.0
Kickoff returns: Number-Yds-TD	0-0-0	1-11-0
Average Per Return	0.0	11.0
Interceptions: Number-Yds-TD	1-2-0	0-0-0
Fumble Returns: Number-Yds-TD	1-17-0	0-0-0
Miscellaneous Yards	0	0
Possession Time	30:08	29:52
1st Quarter	06:22	08:38
2nd Quarter	06:11	08:49
3rd Quarter	08:11	06:49
4th Quarter	09:24	05:36
Third-Down Conversions	4-13	2-13
Fourth-Down Conversions	0-2	1-5
Red-Zone Scores-Chances	3-3	0-1
Touchdowns	0-3	0-1
Field goals	3-3	0-1
Sacks By: Number-Yards	6-32	0-0
PAT Kicks	1-1	0-0
2Pts Conversions	0-0	0-0
Field Goals	4-5	0-0

NOTABLE

• Troy's shutout of Army was the first for the Black Knights at home since a 28-0 loss to South Florida on Sept. 27, 2003; it was the first time they were shutout overall since a 35-0 loss at Stanford on Sept. 13, 2014.

• Troy led 16-0 at the half and improved to 11-1 under Jon Sumrall when leading at the half.

• Since losing on a Hail Mary at App State in Week 3 last season, Troy is 16-2 while the Mountaineers are 7-8.

• Troy improved to 21-3 when Kimani Vidal rushes for 50-plus yards in a game and 10-1 when he rushed for 100-plus yards.

• Kimani Vidal's 100-yard game was the 11th of his career and fourth this season; he is three behind DeWhitt Betterson for the most in school history.

• Jabre Barber finished with 10 catches for 138 yards, breaking his career-high mark of 121 yards set two weeks ago at Georgia State ... it was his fourth career 100-yard receiving game and second this season.

• Richard Jibunor forced his eighth and ninth career fumbles, which is tied for the most among active FBS players. He also recorded his 26th career sack and 24th as a Trojan.

• Troy held Army to 255 yards of total offense; the Trojans have now held 6-of-7 opponents this season to 300 yards or fewer

STAT LEADERS

TROY

Rushing	No	Yds	TD	Lg	Avg
Vidal, Kimani	23	116	0	13	5.0
Taylor, Damien	10	82	0	38	8.2

Passing	A	C	I	Yds	TD	Lng
Watson, Gunnar	21	10	0	227	1	52

Receiving	No.	Yds	TD	Long
Barber, Jabre	4	138	0	52
Lewis, Chris	2	55	1	52
Ollendieck, Clayton	2	22	0	13
Vidal, Kimani	1	7	0	7

ARMY

Rushing	No	Yds	TD	Lg	Avg
Kayne Udoh	18	124	0	23	6.9
Daily, Bryson	10	38	0	18	3.8

Passing	A	C	I	Yds	TD	Lng
Harris, Champ	13	6	1	63	0	18

Receiving	No.	Yds	TD	Long
Olawole, Tobi	2	22	0	11
Robinson, Tyrell	2	17	0	15
Short, Noah	2	15	0	13
Marshall, AyJuan	1	18	0	18

GAME 8

TROY	0	7	7	17	31
TEXAS ST	7	3	3	0	13

OCT. 28 • SAN MARCOS, TEXAS • BOBCAT STADIUM • 22,369

	TROY	TXST
<b>FIRST DOWNS</b>	<b>22</b>	<b>26</b>
Rushing	2	10
Passing	17	14
Penalty	3	2
<b>NET YARDS RUSHING</b>	<b>28</b>	<b>161</b>
Rushing Attempts	29	35
Average Per Rush	1.0	4.6
Rushing Touchdowns	1	0
Yards Gained Rushing	74	196
Yards Lost Rushing	46	35
<b>NET YARDS PASSING</b>	<b>392</b>	<b>276</b>
Completions-Attempts-Int	26-40-0	25-40-2
Average Per Attempt	9.8	6.9
Average Per Completion	15.1	11.0
Passing Touchdowns	3	1
<b>TOTAL OFFENSE YARDS</b>	<b>420</b>	<b>437</b>
Total offense plays	69	75
Average Gain Per Play	6.1	5.8
Fumbles: Number-Lost	0-0	2-2
Penalties: Number-Yards	5-49	4-47
<b>PUNTS-YARDS</b>	<b>4-140</b>	<b>2-62</b>
Average Yards Per Punt	35.0	31.0
Net Yards Per Punt	30	13.5
Inside 20	0	0
50+ Yards	0	0
Touchbacks	1	0
Fair catch	2	0
<b>KICKOFF-YARDS</b>	<b>6-388</b>	<b>4-259</b>
Average Yards Per Kickoff	64.7	64.8
Net Yards Per Kickoff	41.5	41
Touchbacks	5	3
Fair Catch Yards	0	0
Punt returns: Number-Yards-TD	1-35-0	0-0-0
Average Per Return	35.0	0.0
Kickoff returns: Number-Yds-TD	1-20-0	1-14-0
Average Per Return	20.0	14.0
Interceptions: Number-Yds-TD	2-0-0	0-0-0
Fumble Returns: Number-Yds-TD	0-0-0	0-0-0
Miscellaneous Yards	0	0
Possession Time	30:58	29:02
1st Quarter	07:24	07:36
2nd Quarter	07:00	08:00
3rd Quarter	08:26	06:34
4th Quarter	08:08	06:52
Third-Down Conversions	7-15	5-14
Fourth-Down Conversions	0-2	0-2
Red-Zone Scores-Chances	4-4	2-3
Touchdowns	3-4	0-3
Field goals	1-4	2-3
Sacks By: Number-Yards	1-9	3-33
PAT Kicks	4-4	1-1
2Pts Conversions	0-0	0-0
Field Goals	1-1	2-2
Points off Turnover	14	0

NOTABLE

• Troy's victory was its 12th straight over Texas State as the Trojans move to 13-1 all-time in the series. Troy's 12 straight wins over Texas State are its most over an opponent in program history.

• With the victory, Troy has reached bowl eligibility for the 12th time in program history and for the fifth time in the past eight seasons.

• Troy improved to 7-3 under Jon Sumrall when trailing at the half; Texas State led 10-7 at the break. Troy was 11-73 from 2005-21 when trailing at the half.

• Since losing on a Hail Mary at App State in Week 3 last season, Troy is 17-2.

• Gunnar Watson threw for a career high 392 yards on 26-of-40 passing, with three touchdowns. He now has a touchdown pass in 11 straight games.

• Gunnar Watson's 392 passing yards rank as the 14th most in program history and most since Jacob Free threw for 419 yards at Arkansas State in 2020.

• Jabre Barber set career highs for catches (10) and yards (160) ... his 160 yards are the 15th most in program history and most since Jerrel Jernigan had 209 yards at Arkansas State in 2010.

• Troy finished with 420 yards of total offense, its fifth straight game with 400-plus yards.

• Troy forced four turnovers for the second straight games; the Trojans entered the weekend leading the country with 179 forced turnovers since the start of the 2016 season.

STAT LEADERS

TROY

Rushing	No	Yds	TD	Lg	Avg
Vidal, Kimani	18	43	0	17	2.4
Barber, Jabre	1	8	0	7	8.0

Passing	A	C	I	Yds	TD	Lng
Watson, Gunnar	40	26	0	392	3	47

Receiving	No.	Yds	TD	Long
Barber, Jabre	10	160	1	47
Stoudemire, Deshon	4	73	1	26
Lewis, Chris	3	51	0	19
Dalton, Brody	2	35	0	27

TEXAS STATE

Rushing	No	Yds	TD	Lg	Avg
Mahdi, Ismail	20	128	0	23	6.4
Hornsby, Malik	2	11	0	23	5.5

Passing	A	C	I	Yds	TD	Lng
Finley, TJ	38	24	2	262	1	28

Receiving	No.	Yds	TD	Long
Wilson, Kole	8	71	0	14
Hawkins, Ashtyn	4	57	1	28
Mahdi, Ismail	4	32	0	11
Hobert, Joey	3	51	0	25



2023-24 Troy Football  
Game Results  
All games

Team Results

	Date	Opponent		Score	Overall	Conf	Time	Attend
	09/02/2023	SFA	W	48-30	1-0	0-0	3:55	28179
	09/09/2023	at Kansas St.	L	13-42	1-1	0-0	3:15	51940
*	09/16/2023	James Madison	L	14-16	1-2	0-1	3:28	26634
	09/23/2023	Western Ky.	W	27-24	2-2	0-1	3:33	26124
*	09/30/2023	at Georgia St.	W	28-7	3-2	1-1	3:12	16536
*	10/07/2023	Arkansas St.	W	37-3	4-2	2-1	3:15	26957
	10/14/2023	at Army West Point	W	19-0	5-2	2-1	3:16	27829
*	10/28/2023	at Texas St.	W	31-13	6-2	3-1	3:17	22369



2023-24 Troy Football  
Overall Team Statistics  
All games

Team Statistics

	TROY	OPP
<b>Scoring</b>	<b>217</b>	<b>135</b>
Points per game	27.1	16.9
Points Off Turnovers	41	30
<b>First Downs</b>	<b>160</b>	<b>135</b>
Rushing	60	55
Passing	86	69
Penalty	14	11
<b>Rushing Yardage</b>	<b>1327</b>	<b>842</b>
Yards gained rushing	1526	1079
Yards lost rushing	199	237
Rushing attempts	289	267
Average per rush	4.6	3.2
Average per game	165.9	105.3
TDs Rushing	9	7
<b>Passing Yardage</b>	<b>2207</b>	<b>1564</b>
Comp-Att-Int	154-253-4	149-243-7
Average per pass	8.7	6.4
Average per catch	14.3	10.5
Average per game	275.9	195.5
TDs Passing	14	7
<b>Total offense</b>	<b>3534</b>	<b>2406</b>
Total plays	542	510
Average per play	6.5	4.7
Average per game	441.8	300.8
<b>Kick returns: #-Yards</b>	<b>10-230</b>	<b>15-305</b>
<b>Punt returns: #-Yards</b>	<b>9-68</b>	<b>5-36</b>
<b>Int returns: #-Yards</b>	<b>7-57</b>	<b>4-24</b>
<b>Kick return average</b>	<b>23.0</b>	<b>20.3</b>
<b>Punt return average</b>	<b>7.6</b>	<b>7.2</b>
<b>Int return average</b>	<b>8.1</b>	<b>6.0</b>
<b>Fumbles-Lost</b>	<b>15-9</b>	<b>13-8</b>
<b>Penalties-Yards</b>	<b>47-415</b>	<b>33-277</b>
Average per game	51.9	34.6
<b>Punts-Yards</b>	<b>29-1123</b>	<b>39-1444</b>
Average per punt	38.7	37.0
Net punt average	36.1	35.5
<b>Kickoffs-Yards</b>	<b>46-2881</b>	<b>33-2067</b>
Average per kick	62.6	62.6
Net kick average	39.2	39.0
<b>Time of possession / game</b>	<b>31:57</b>	<b>27:46</b>
<b>3rd-down conversion</b>	<b>49/118</b>	<b>35/110</b>
3rd-down pct	42%	32%
<b>4rd-down conversion</b>	<b>6/15</b>	<b>6/19</b>



**2023-24 Troy Football  
Overall Team Statistics  
All games**

	<b>TROY</b>	<b>OPP</b>
4rd-down pct	40%	32%
<b>Sacks by-Yards</b>	<b>18-130</b>	<b>17-132</b>
<b>Misc Yards</b>	<b>0</b>	<b>0</b>
<b>Touchdowns scored</b>	<b>24</b>	<b>15</b>
<b>Field goals - attempts</b>	<b>16-19</b>	<b>10-10</b>
<b>On-Side kicks</b>	<b>0-0</b>	<b>0-0</b>
<b>Red-zone scores</b>	<b>(29-30) 97%</b>	<b>(18-23) 78%</b>
<b>Red-zone touchdowns</b>	<b>(15-30) 50%</b>	<b>(11-23) 48%</b>
<b>PAT-attempts</b>	<b>(23-23) 100%</b>	<b>(15-15) 100%</b>
<b>2-point conversion-attempts</b>	<b>(1-1) 100%</b>	<b>(0-0) 0%</b>
<b>Attendance</b>	<b>107894</b>	<b>118674</b>
Games / Avg per game	4/26974	4/29669
Neutral site games	-	0/0

**Score by Periods**

<b>Team</b>	<b>1st</b>	<b>2nd</b>	<b>3rd</b>	<b>4th</b>	<b>OT</b>	<b>TOT</b>
Troy	34	73	48	62	0	217
Opponents	27	51	20	37	0	135



2023-24 Troy Football  
Individual Statistics  
All games

**Rushing**

Player	gp	att	gain	loss	net	avg	td	lg	avg/g
Kimani Vidal	8	172	1037	43	994	5.8	6	69	124.3
Damien Taylor	7	45	258	11	247	5.5	1	45	35.3
Asa Martin	8	17	69	0	69	4.1	0	16	8.6
Jarris Williams	6	13	69	2	67	5.2	1	25	11.2
Jordan Lovett	3	7	31	0	31	4.4	0	6	10.3
Jabre Barber	8	1	8	0	8	8.0	0	8	1.0
Chris Lewis	8	1	1	0	1	1.0	0	1	0.1
Goose Crowder	8	4	6	14	-8	-2.0	0	4	-1.0
Gunnar Watson	8	28	47	128	-81	-2.9	1	16	-10.1
Team	8	1	0	1	-1	-1.0	0	0	-0.1
<b>Total</b>	<b>8</b>	<b>289</b>	<b>1526</b>	<b>199</b>	<b>1327</b>	<b>4.6</b>	<b>9</b>	<b>69</b>	<b>165.9</b>
<b>Opponents</b>	<b>8</b>	<b>267</b>	<b>1079</b>	<b>237</b>	<b>842</b>	<b>3.2</b>	<b>7</b>	<b>28</b>	<b>105.3</b>

**Punt Returns**

Player	no.	yds	avg	td	lg
Jabre Barber	8	65	8.1	0	35
Devonte Ross	1	3	3.0	0	3
<b>Total</b>	<b>9</b>	<b>68</b>	<b>7.6</b>	<b>0</b>	<b>35</b>
<b>Opponents</b>	<b>5</b>	<b>36</b>	<b>7.2</b>	<b>0</b>	<b>29</b>

**Interceptions**

Player	no.	yds	avg	td	lg
Reddy Steward	3	45	15.0	1	45
Irshaad Davis	1	2	2.0	0	2
O'shai Fletcher	1	0	0.0	0	0
Caleb Ransaw	1	10	10.0	0	10
Jordan Stringer	1	0	0.0	0	0
<b>Total</b>	<b>7</b>	<b>57</b>	<b>8.1</b>	<b>1</b>	<b>45</b>
<b>Opponents</b>	<b>4</b>	<b>24</b>	<b>6.0</b>	<b>0</b>	<b>11</b>

**Passing**

Player	gp	effic	comp-att-int	pct	yds	td	lg	avg/g
Gunnar Watson	8	149.2	149-247-4	60.3	2158	14	64	269.8
Goose Crowder	8	151.9	5-6-0	83.3	49	0	26	6.1
<b>Total</b>	<b>8</b>	<b>149.2</b>	<b>154-253-4</b>	<b>60.9</b>	<b>2207</b>	<b>14</b>	<b>64</b>	<b>275.9</b>
<b>Opponents</b>	<b>8</b>	<b>119.1</b>	<b>149-243-7</b>	<b>61.3</b>	<b>1564</b>	<b>7</b>	<b>49</b>	<b>195.5</b>

**Kick Returns**

Player	no.	yds	avg	td	lg
Devonte Ross	5	106	21.2	0	35
Jabre Barber	2	36	18.0	0	20
MJ Johnson	2	37	18.5	0	19
Asa Martin	1	51	51.0	0	51
<b>Total</b>	<b>10</b>	<b>230</b>	<b>23.0</b>	<b>0</b>	<b>51</b>
<b>Opponents</b>	<b>15</b>	<b>305</b>	<b>20.3</b>	<b>0</b>	<b>40</b>

**Receiving**

Player	gp	no.	yds	avg	td	lg	avg/g
Jabre Barber	8	39	615	15.8	3	52	76.9
Deshon Stoudemire	8	27	381	14.1	1	51	47.6
Devonte Ross	8	22	243	11.0	2	38	30.4
Chris Lewis	8	18	415	23.1	4	64	51.9
Kimani Vidal	8	10	140	14.0	1	44	17.5
Clayton Ollendieck	8	7	83	11.9	0	27	10.4
Peyton Higgins	8	6	83	13.8	0	32	10.4
Ethan Conner	4	6	75	12.5	2	19	18.8
Landon Parker	7	5	85	17.0	1	29	12.1
Asa Martin	8	4	32	8.0	0	20	4.0
Damien Taylor	7	3	8	2.7	0	4	1.1
Marcus Rogers	7	2	9	4.5	0	5	1.3
Brody Dalton	3	2	35	17.5	0	27	11.7
Deyunkrea Lewis	6	1	4	4.0	0	4	0.7
Jarris Williams	6	1	0	0.0	0	0	0.0
Jordan Lovett	3	1	-1	-1.0	0	0	-0.3
<b>Total</b>	<b>8</b>	<b>154</b>	<b>2207</b>	<b>14.3</b>	<b>14</b>	<b>64</b>	<b>275.9</b>
<b>Opponents</b>	<b>8</b>	<b>149</b>	<b>1564</b>	<b>10.5</b>	<b>7</b>	<b>49</b>	<b>195.5</b>

**Fumble Returns**

Player	no.	yds	avg	td	lg
Jayden McDonald	1	27	27.0	0	27
Irshaad Davis	1	17	17.0	0	17
Eric Shaw	1	0	0.0	0	0
Javon Solomon	1	0	0.0	0	0
Keyshawn Swanson	1	0	0.0	0	0
T.J. Jackson	1	0	0.0	0	0
Caleb Ransaw	1	0	0.0	0	0
Blake Matthews	1	0	0.0	0	0
<b>Total</b>	<b>8</b>	<b>44</b>	<b>5.5</b>	<b>0</b>	<b>27</b>
<b>Opponents</b>	<b>9</b>	<b>97</b>	<b>10.8</b>	<b>1</b>	<b>63</b>



2023-24 Troy Football  
Individual Statistics  
All games

Scoring

Player	td	fg	PAT				dpx	saf	pts
			kick	rush	rcv	pass			
Scott Taylor Renfroe	-	16-19	23-23	-	-	-	-	-	71
Kimani Vidal	7	-	-	-	-	-	-	-	42
Chris Lewis	4	-	-	-	-	-	-	-	24
Jabre Barber	3	-	-	-	-	-	-	-	18
Devonte Ross	2	-	-	-	-	-	-	-	12
Ethan Conner	2	-	-	-	-	-	-	-	12
Gunnar Watson	1	-	-	-	-	1	-	-	6
Reddy Steward	1	-	-	-	-	-	-	-	6
Landon Parker	1	-	-	-	-	-	-	-	6
Deshon Stoudemire	1	-	-	-	-	-	-	-	6
Damien Taylor	1	-	-	-	-	-	-	-	6
Jarris Williams	1	-	-	-	-	-	-	-	6
Deyunkrea Lewis	-	-	-	-	1	-	-	-	2
<b>Total</b>	<b>24</b>	<b>16-19</b>	<b>23-23</b>	<b>0</b>	<b>1</b>	<b>1</b>	<b>0</b>	<b>0</b>	<b>217</b>
<b>Opponents</b>	<b>15</b>	<b>10-10</b>	<b>15-15</b>	<b>0</b>	<b>0</b>	<b>0</b>	<b>0</b>	<b>0</b>	<b>135</b>

Field Goals

Player	fg	pct.	01-19	20-29	30-39	40-49	50-99	lg	blk
Scott Taylor Renfroe	16-19	84.2	0-0	9-9	6-6	1-4	0-0	43	0
<b>Opponents</b>	<b>10-10</b>	<b>100.0</b>	<b>0-0</b>	<b>4-4</b>	<b>3-3</b>	<b>3-3</b>	<b>0-0</b>	<b>49</b>	<b>0</b>

FG Sequence

Team Name	Troy	Opponents
SFA	(29),(36)	(36),(48),(49)
Kansas St.	(24),(37)	
James Madison	49	(28),(36),(32)
Western Ky.	(25),(26)	(24)
Georgia St.	(22),(38),42	
Arkansas St.	(27),(28),(39)	(45)
Army West Point	(24),(35),(32),41,(43)	
Texas St.	(27)	(21),(23)

Numbers in (parentheses) indicate field goal was made

Total Offense

Player	g	plays	rush	pass	total	avg/g
Gunnar Watson	8	275	-81	2158	2077	259.6
Kimani Vidal	8	172	994	0	994	124.3
Damien Taylor	7	45	247	0	247	35.3
Asa Martin	8	17	69	0	69	8.6
Jarris Williams	6	13	67	0	67	11.2
Goose Crowder	8	10	-8	49	41	5.1
Jordan Lovett	3	7	31	0	31	10.3
Jabre Barber	8	1	8	0	8	1.0
Chris Lewis	8	1	1	0	1	0.1
Team	8	0	-1	0	-1	-0.1
<b>Total</b>	<b>8</b>	<b>542</b>	<b>1327</b>	<b>2207</b>	<b>3534</b>	<b>441.8</b>
<b>Opponents</b>	<b>8</b>	<b>510</b>	<b>842</b>	<b>1564</b>	<b>2406</b>	<b>300.8</b>

Punting

Player	no.	yds	avg	lg	tb	fc	i20	50+	blk
Robert Cole	28	1112	39.7	60	2	8	9	4	0
Gunnar Watson	1	11	11.0	11	0	0	0	0	0
<b>Total</b>	<b>29</b>	<b>1123</b>	<b>38.7</b>	<b>60</b>	<b>2</b>	<b>8</b>	<b>9</b>	<b>4</b>	<b>0</b>
<b>Opponents</b>	<b>39</b>	<b>1444</b>	<b>37.0</b>	<b>52</b>	<b>1</b>	<b>19</b>	<b>12</b>	<b>1</b>	<b>0</b>

Kickoffs

Player	no.	yds	avg	tb	ob	retn	net	ydln
Zach Long	43	2745	63.8	26	1			
Scott Taylor Renfroe	3	136	45.3	0	0			
<b>Total</b>	<b>46</b>	<b>2881</b>	<b>62.6</b>	<b>26</b>	<b>1</b>	<b>15</b>	<b>39.2</b>	<b>25</b>
<b>Opponents</b>	<b>33</b>	<b>2067</b>	<b>62.6</b>	<b>18</b>	<b>1</b>	<b>10</b>	<b>39</b>	<b>25</b>



2023-24 Troy Football  
Individual Statistics  
All games

All Purpose

Player	g	rush	rcv	pr	kr	ir	total	avg/g
Kimani Vidal	8	994	140	0	0	0	1134	141.8
Jabre Barber	8	8	615	65	36	0	724	90.5
Chris Lewis	8	1	415	0	0	0	416	52.0
Deshon Stoudemire	8	0	381	0	0	0	381	47.6
Devonte Ross	8	0	243	3	106	0	352	44.0
Damien Taylor	7	247	8	0	0	0	255	36.4
Asa Martin	8	69	32	0	51	0	152	19.0
Landon Parker	7	0	85	0	0	0	85	12.1
Peyton Higgins	8	0	83	0	0	0	83	10.4
Clayton Ollendieck	8	0	83	0	0	0	83	10.4
Ethan Conner	4	0	75	0	0	0	75	18.8
Jarris Williams	6	67	0	0	0	0	67	11.2
Reddy Steward	8	0	0	0	0	45	45	5.6
MJ Johnson	1	0	0	0	37	0	37	37.0
Brody Dalton	3	0	35	0	0	0	35	11.7
Jordan Lovett	3	31	-1	0	0	0	30	10.0
Caleb Ransaw	8	0	0	0	0	10	10	1.3
Marcus Rogers	7	0	9	0	0	0	9	1.3
Deyunkrea Lewis	6	0	4	0	0	0	4	0.7
Irshaad Davis	8	0	0	0	0	2	2	0.3
Goose Crowder	8	-8	0	0	0	0	-8	-1.0
Gunnar Watson	8	-81	0	0	0	0	-81	-10.1
Team	8	-1	0	0	0	0	-1	-0.1
<b>Total</b>	<b>8</b>	<b>1327</b>	<b>2207</b>	<b>68</b>	<b>230</b>	<b>57</b>	<b>3889</b>	<b>486.1</b>
<b>Opponents</b>	<b>8</b>	<b>842</b>	<b>1564</b>	<b>36</b>	<b>305</b>	<b>24</b>	<b>2771</b>	<b>346.4</b>



**2023-24 Troy Football  
Overall Defense Statistics  
All games**

**Team Defense**

##	Player	gp	Tackles				tfl/yds	Sacks	Pass defense			Fumbles		blkd	
			ua	a	tot	no-yds		int-yds	brup	qbh	fr-yds	ff	kick	saf	
10	Jayden McDonald	8	32	20	52	7-21	0.5-5	.	1	1	1-27	.	.	.	
1	Dell Pettus	8	26	17	43	1-3	.	.	3	.	.	.	.	.	
14	Caleb Ransaw	8	21	13	34	4-6	.	1-10	1	1	1-0	.	.	.	
44	Jordan Stringer	8	18	13	31	2.5-12	0.5-4	1-0	.	2	.	1	.	.	
8	Irshaad Davis	8	24	7	31	1-1	.	1-2	4	.	1-17	.	.	.	
11	O'shai Fletcher	8	27	4	31	2.5-6	.	1-0	3	.	.	1	.	.	
3	Keyshawn Swanson	8	18	13	31	1.5-3	.	.	2	.	1-0	1	.	.	
2	Reddy Steward	8	20	7	27	3.5-12	.	3-45	4	.	.	.	.	.	
12	Terry Thomas	7	14	13	27	1.5-3	.	.	1	.	.	.	.	.	
9	Richard Jibunor	8	16	11	27	6-26	4.5-23	.	.	2	.	2	.	.	
6	Javon Solomon	8	14	11	25	6.5-52	6-51	.	.	3	1-0	1	.	.	
95	Luis Medina	8	9	8	17	1-1	.	.	.	.	.	.	.	.	
4	Buddha Jones	8	5	11	16	3-10	.	.	.	1	.	1	.	.	
32	Phillip Lee	7	5	10	15	3-14	1.5-12	.	.	3	.	.	.	.	
98	T.J. Jackson	6	10	4	14	3-9	1-4	.	.	1	1-0	1	.	.	
15	Zach Edwards	8	4	5	9	.	.	.	2	1	.	.	.	.	
5	Don Callis	8	3	4	7	.	.	.	1	.	.	.	.	.	
31	Raymond Cutts	7	3	4	7	1.5-11	1.5-11	.	.	1	.	.	.	.	
97	AJ Pierce	7	4	2	6	0.5-3	0.5-3	.	1	1	.	.	.	.	
23	Chris Rodgers	8	2	2	4	.	.	.	.	.	.	.	.	.	
92	Julian Peterson	7	1	2	3	1.5-14	1.5-14	.	.	.	.	.	.	.	
22	Steven Cattledge	2	.	3	3	.	.	.	.	.	.	.	.	.	
21	Jarris Williams	6	3	.	3	.	.	.	.	.	.	.	.	.	
25	Justin Powe	7	2	1	3	.	.	.	1	.	.	.	.	.	
13	TJ Thompson	8	1	1	2	.	.	.	1	.	.	.	.	.	
1	Jabre Barber	8	2	.	2	.	.	.	.	.	.	.	.	.	
85	Eric Shaw	7	1	1	2	0.5-3	0.5-3	.	.	.	1-0	.	.	.	
19	Darrell Starling	6	2	.	2	1-3	.	.	.	.	.	.	.	.	
29	Jack Tchienchou	3	2	.	2	.	.	.	.	.	.	.	.	.	
42	Blake Matthews	7	2	.	2	.	.	.	.	.	1-0	.	.	.	
20	Asa Martin	8	.	1	1	.	.	.	.	.	.	.	.	.	
0	Jamarcus Chatman	2	1	.	1	.	.	.	.	.	.	.	.	.	
16	Peyton Higgins	8	1	.	1	.	.	.	.	.	.	.	.	.	
14	Ethan Conner	4	1	.	1	.	.	.	.	.	.	.	.	.	
18	Damaje Yancey	4	1	.	1	.	.	.	.	.	.	.	.	.	
28	Kimani Vidal	8	1	.	1	.	.	.	.	.	.	.	.	.	
11	Deshon Stoudemire	8	1	.	1	.	.	.	.	.	.	.	.	.	
6	Chris Lewis	8	1	.	1	.	.	.	.	.	.	.	.	.	
23	Landon Parker	7	1	.	1	.	.	.	.	.	.	.	.	.	
<b>Totals</b>		<b>8</b>	<b>301</b>	<b>188</b>	<b>489</b>	<b>53-225</b>	<b>18-130</b>	<b>7-57</b>	<b>25</b>	<b>17</b>	<b>8-44</b>	<b>8</b>	<b>0</b>	<b>0</b>	
Opponents		8	290	228	518	50-198	17-132	4-24	25	14	9-97	12	0	0	



**2023-24 Troy Football  
Team Game-by-Game Comparison  
All games**

Opponent	Score	First Downs				Pen	Rushing Number-Yards	Passing		Total Offense Plays-Yards	Return Yards	Turn- Overs
		Total	Rush	Pass	Comp-Att.-Int			Yards				
SFA	48-30	25 / 16	14 / 7	9 / 7	2 / 2	42-342 / 28-104	14-22-1 / 18-31-1	198 / 136	64-540 / 59-240	140 / 142	4 / 1	
Kansas St.	13-42	15 / 20	2 / 9	10 / 10	3 / 1	28-70 / 38-147	22-38-1 / 21-32-1	216 / 250	66-286 / 70-397	51 / 111	2 / 1	
James Madison	14-16	18 / 13	1 / 5	15 / 8	2 / 0	19--12 / 39-90	25-46-1 / 18-26-0	333 / 200	65-321 / 65-290	38 / 37	1 / 0	
Western Ky.	27-24	24 / 16	10 / 2	13 / 11	1 / 3	47-172 / 13-13	22-35-0 / 24-40-0	349 / 275	82-521 / 53-288	17 / 84	3 / 2	
Georgia St.	28-7	21 / 16	8 / 9	12 / 7	1 / 0	35-154 / 31-105	23-30-1 / 19-29-2	256 / 193	65-410 / 60-298	60 / 0	1 / 3	
Arkansas St.	37-3	20 / 11	13 / 3	5 / 7	2 / 1	50-351 / 32-47	12-21-0 / 15-27-0	236 / 156	71-587 / 59-203	5 / 63	1 / 0	
Army West Point	19-0	15 / 17	10 / 10	5 / 5	0 / 2	39-222 / 51-175	10-21-0 / 9-18-1	227 / 78	60-449 / 69-253	33 / 11	1 / 4	
Texas St.	31-13	22 / 26	2 / 10	17 / 14	3 / 2	29-28 / 35-161	26-40-0 / 25-40-2	392 / 276	69-420 / 75-437	55 / 14	0 / 4	
<b>Totals</b>	<b>217-135</b>	<b>160 / 135</b>	<b>60 / 55</b>	<b>86 / 69</b>	<b>14 / 11</b>	<b>289-1327 / 267-842</b>	<b>154-253-4 / 149-243-7</b>	<b>2207 / 1564</b>	<b>542-3534 / 510-2406</b>	<b>399 / 462</b>	<b>13 / 15</b>	

Opponents	3rd Down Conversion	4th Down Conversion	Time of Possession	TOP Margin	Avg Yds/Rush	Avg Yds/Pass	Avg Yds/Play	Punting Number-Avg	Penalties Number-Yards	Sacks
SFA	7-12 / 4-13	0-0 / 0-2	32:14 / 27:46	04:28	8.1 / 3.7	9.0 / 4.4	8.4 / 4.1	1-51.0 / 3-43.3	5-43.0 / 3-35.0	0 / 0
Kansas St.	6-17 / 10-15	1-3 / 0-0	30:23 / 29:37	00:46	2.5 / 3.9	5.7 / 7.8	4.3 / 5.7	5-39.0 / 5-39.2	3-22.0 / 5-45.0	1 / 4
James Madison	3-16 / 3-16	2-4 / 1-1	24:02 / 33:43	-09:41	-0.6 / 2.3	7.2 / 7.7	4.9 / 4.5	7-44.0 / 8-37.0	6-40.0 / 6-40.0	3 / 6
Western Ky.	10-19 / 2-10	2-2 / 1-2	38:59 / 21:01	17:58	3.7 / 1.0	10.0 / 6.9	6.4 / 5.4	4-37.8 / 5-37.8	7-71.0 / 3-21.0	1 / 4
Georgia St.	6-13 / 5-13	1-1 / 2-3	34:48 / 25:12	09:36	4.4 / 3.4	8.5 / 6.7	6.3 / 5.0	2-37.5 / 4-35.5	4-35.0 / 5-36.0	1 / 0
Arkansas St.	6-13 / 4-16	0-1 / 1-4	34:04 / 25:56	08:08	7.0 / 1.5	11.2 / 5.8	8.3 / 3.4	3-42.7 / 7-39.4	8-75.0 / 2-22.0	5 / 0
Army West Point	4-13 / 2-13	0-2 / 1-5	30:08 / 29:52	00:16	5.7 / 3.4	10.8 / 4.3	7.5 / 3.7	3-25.0 / 5-30.6	9-80.0 / 5-31.0	6 / 0
Texas St.	7-15 / 5-14	0-2 / 0-2	30:58 / 29:02	01:56	1.0 / 4.6	9.8 / 6.9	6.1 / 5.8	4-35.0 / 2-31.0	5-49.0 / 4-47.0	1 / 3
<b>Totals</b>	<b>49-118 / 35-110</b>	<b>6-15 / 6-19</b>	<b>255:36 / 222:09</b>	<b>33:27</b>	<b>4.6 / 3.2</b>	<b>8.7 / 6.4</b>	<b>6.5 / 4.7</b>	<b>29-38.7 / 39-37.0</b>	<b>47-415.0 / 33-277.0</b>	<b>18 / 17</b>

Note: Game totals are displayed in the format TEAM/OPPONENT for each category



2023-24 Troy Football  
Team Game-by-Game  
All games

Date	Opponent	Rushing				Receiving				Passing				Kick Returns				Punt Returns				tot off		
		no.	yds	td	lg	no.	yds	td	lg	cmp	att	int	yds	td	lg	no.	yds	td	lg	no.	yds		td	lg
09/02/2023	SFA	42	342	1	59	14	198	4	44	14	22	1	198	4	44	3	88	0	51	2	7	0	4	540
09/09/2023	at Kansas St.	28	70	0	46	22	216	1	30	22	38	1	216	1	30	2	51	0	35	0	0	0	0	286
09/16/2023	James Madison	19	-12	0	11	25	333	2	30	25	46	1	333	2	30	2	32	0	20	2	6	0	4	321
09/23/2023	Western Ky.	47	172	2	27	22	349	1	40	22	35	0	349	1	40	1	16	0	16	1	1	0	1	521
09/30/2023	at Georgia St.	35	154	2	45	23	256	1	37	23	30	1	256	1	37	1	23	0	23	0	0	0	0	410
10/07/2023	Arkansas St.	50	351	3	69	12	236	1	64	12	21	0	236	1	64	0	0	0	0	1	5	0	5	587
10/14/2023	at Army West Point	39	222	0	38	10	227	1	52	10	21	0	227	1	52	0	0	0	0	2	14	0	14	449
10/28/2023	at Texas St.	29	28	1	17	26	392	3	47	26	40	0	392	3	47	1	20	0	20	1	35	0	35	420
<b>Troy</b>		<b>289</b>	<b>1327</b>	<b>9</b>	<b>69</b>	<b>154</b>	<b>2207</b>	<b>14</b>	<b>64</b>	<b>154</b>	<b>253</b>	<b>4</b>	<b>2207</b>	<b>14</b>	<b>64</b>	<b>10</b>	<b>230</b>	<b>0</b>	<b>51</b>	<b>9</b>	<b>68</b>	<b>0</b>	<b>35</b>	<b>3534</b>
<b>Opponents</b>		<b>267</b>	<b>842</b>	<b>7</b>	<b>28</b>	<b>149</b>	<b>1564</b>	<b>7</b>	<b>49</b>	<b>149</b>	<b>243</b>	<b>7</b>	<b>1564</b>	<b>7</b>	<b>49</b>	<b>15</b>	<b>305</b>	<b>0</b>	<b>40</b>	<b>5</b>	<b>36</b>	<b>0</b>	<b>29</b>	<b>2406</b>

Troy Averages

Games	Avg/ rush	Avg/ catch	Pass effc	KR avg	PR avg	All purpose avg/game	Total offense avg/game
8	4.6	14.3	149.2	23.0	7.6	486.1	441.8

Date	Opponent	Tackles			Sacks	Fumble	Pass Defense			blkd	PAT attempts			off				
		ua	a	total	tfl-yds	no-yds	ff	fr-yds	int-yds	qbh	brup	kick	kick	rush	rcv	saf	t/o	pts
09/02/2023	SFA	29	32	61	4.0-10	0-0	0	0-0	1-45	3	3	0	6-6	0	0	0	7	48
09/09/2023	at Kansas St.	49	14	63	6.0-16	1-8	0	0-0	1-0	2	2	0	1-1	0	0	0	3	13
09/16/2023	James Madison	44	22	66	9.0-37	3-26	0	0-0	0-0	2	2	0	2-2	0	0	0	0	14
09/23/2023	Western Ky.	26	10	36	4.0-16	1-9	1	2-0	0-0	5	6	0	3-3	0	0	0	7	27
09/30/2023	at Georgia St.	40	14	54	5.0-28	1-12	2	1-27	2-10	1	3	0	2-2	0	1	0	10	28
10/07/2023	Arkansas St.	31	30	61	9.0-42	5-34	0	0-0	0-0	4	5	0	4-4	0	0	0	0	37
10/14/2023	at Army West Point	37	40	77	9.0-41	6-32	4	3-17	1-2	0	2	0	1-1	0	0	0	0	19
10/28/2023	at Texas St.	45	26	71	7.0-35	1-9	1	2-0	2-0	0	2	0	4-4	0	0	0	14	31
<b>Troy</b>		<b>301</b>	<b>188</b>	<b>489</b>	<b>53.0-225</b>	<b>18-130</b>	<b>8</b>	<b>8-44</b>	<b>7-57</b>	<b>17</b>	<b>25</b>	<b>0</b>	<b>23-23</b>	<b>0</b>	<b>1</b>	<b>0</b>	<b>41</b>	<b>217</b>
<b>Opponents</b>		<b>290</b>	<b>228</b>	<b>518</b>	<b>50.0-198</b>	<b>17-132</b>	<b>12</b>	<b>9-97</b>	<b>4-24</b>	<b>14</b>	<b>25</b>	<b>0</b>	<b>15-15</b>	<b>0</b>	<b>0</b>	<b>0</b>	<b>30</b>	<b>135</b>

Date	Opponent	Punting									Field Goals			Kickoffs				
		no.	yds	avg	long	blkd	tb	fc	50+	i20	md-att	long	blkd	no.	yds	avg	tb	ob
09/02/2023	SFA	1	51	51.0	51	0	1	0	1	0	2-2	36	0	9	534	59.3	4	0
09/09/2023	at Kansas St.	5	195	39.0	40	0	0	1	0	0	2-2	37	0	4	241	60.3	1	0
09/16/2023	James Madison	7	308	44.0	60	0	0	2	2	4	0-1	0	0	3	193	64.3	1	0
09/23/2023	Western Ky.	4	151	37.8	50	0	0	0	1	2	2-2	26	0	5	322	64.4	3	0
09/30/2023	at Georgia St.	2	75	37.5	38	0	0	1	0	1	2-3	38	0	6	388	64.7	5	1
10/07/2023	Arkansas St.	3	128	42.7	44	0	0	2	0	1	3-3	39	0	7	435	62.1	5	0
10/14/2023	at Army West Point	3	75	25.0	37	0	0	0	0	1	4-5	43	0	6	380	63.3	2	0
10/28/2023	at Texas St.	4	140	35.0	49	0	1	2	0	0	1-1	27	0	6	388	64.7	5	0
<b>Troy</b>		<b>29</b>	<b>1123</b>	<b>38.7</b>	<b>60</b>	<b>0</b>	<b>2</b>	<b>8</b>	<b>4</b>	<b>9</b>	<b>16-19</b>	<b>43</b>	<b>0</b>	<b>46</b>	<b>2881</b>	<b>62.6</b>	<b>26</b>	<b>1</b>
<b>Opponents</b>		<b>39</b>	<b>1444</b>	<b>37.0</b>	<b>52</b>	<b>0</b>	<b>1</b>	<b>19</b>	<b>1</b>	<b>12</b>	<b>10-10</b>	<b>49</b>	<b>0</b>	<b>33</b>	<b>2067</b>	<b>62.6</b>	<b>18</b>	<b>1</b>



**2023-24 Troy Football  
Opponents Game-by-Game  
All games**

Date	Opponent	Rushing				Receiving				Passing				Kick Returns				Punt Returns				tot off		
		no.	yds	td	lg	no.	yds	td	lg	cmp	att	int	yds	td	lg	no.	yds	td	lg	no.	yds		td	lg
09/02/2023	SFA	28	104	2	20	18	136	0	24	18	31	1	136	0	24	5	99	0	32	0	0	0	0	240
09/09/2023	at Kansas St.	38	147	3	20	21	250	3	40	21	32	1	250	3	40	3	63	0	23	3	37	0	29	397
09/16/2023	James Madison	39	90	0	28	18	200	1	36	18	26	0	200	1	36	2	30	0	16	0	0	0	0	290
09/23/2023	Western Ky.	13	13	1	6	24	275	2	35	24	40	0	275	2	35	1	22	0	22	1	-1	0	0	288
09/30/2023	at Georgia St.	31	105	1	17	19	193	0	49	19	29	2	193	0	49	0	0	0	0	1	0	0	0	298
10/07/2023	Arkansas St.	32	47	0	10	15	156	0	38	15	27	0	156	0	38	2	66	0	40	0	0	0	0	203
10/14/2023	at Army West Point	51	175	0	23	9	78	0	18	9	18	1	78	0	18	1	11	0	11	0	0	0	0	253
10/28/2023	at Texas St.	35	161	0	24	25	276	1	28	25	40	2	276	1	28	1	14	0	14	0	0	0	0	437
<b>Opponents</b>		<b>267</b>	<b>842</b>	<b>7</b>	<b>28</b>	<b>149</b>	<b>1564</b>	<b>7</b>	<b>49</b>	<b>149</b>	<b>243</b>	<b>7</b>	<b>1564</b>	<b>7</b>	<b>49</b>	<b>15</b>	<b>305</b>	<b>0</b>	<b>40</b>	<b>5</b>	<b>36</b>	<b>0</b>	<b>29</b>	<b>2406</b>
<b>Troy</b>		<b>289</b>	<b>1327</b>	<b>9</b>	<b>69</b>	<b>154</b>	<b>2207</b>	<b>14</b>	<b>64</b>	<b>154</b>	<b>253</b>	<b>4</b>	<b>2207</b>	<b>14</b>	<b>64</b>	<b>10</b>	<b>230</b>	<b>0</b>	<b>51</b>	<b>9</b>	<b>68</b>	<b>0</b>	<b>35</b>	<b>3534</b>

**Opponents Averages**

Games	Avg/ rush	Avg/ catch	Pass effc	KR avg	PR avg	All purpose avg/game	Total offense avg/game
8	3.2	10.5	119.1	20.3	7.2	346.4	300.8

Date	Opponent	Tackles			Sacks	Fumble	Pass Defense			blkd	PAT attempts			off				
		ua	a	total	tfl-yds	no-yds	ff	fr-yds	int-yds	qbh	brup	kick	kick	rush	rcv	saf	t/o	pts
09/02/2023	SFA	37	32	69	6.0-14	0-0	2	3-37	1-6	2	4	0	3-3	0	0	0	13	30
09/09/2023	at Kansas St.	36	12	48	9.0-36	4-30	3	1-0	1-11	2	4	0	6-6	0	0	0	0	42
09/16/2023	James Madison	32	22	54	10.0-53	6-44	2	0-0	1-7	1	9	0	1-1	0	0	0	3	16
09/23/2023	Western Ky.	46	28	74	6.0-27	4-25	3	3-63	0-0	4	3	0	3-3	0	0	0	14	24
09/30/2023	at Georgia St.	40	30	70	3.0-6	0-0	0	0-0	1-0	1	1	0	1-1	0	0	0	0	7
10/07/2023	Arkansas St.	37	38	75	4.0-13	0-0	1	1--3	0-0	3	1	0	0-0	0	0	0	0	3
10/14/2023	at Army West Point	28	40	68	3.0-3	0-0	1	1-0	0-0	1	2	0	0-0	0	0	0	0	0
10/28/2023	at Texas St.	34	26	60	9.0-46	3-33	0	0-0	0-0	0	1	0	1-1	0	0	0	0	13
<b>Opponents</b>		<b>290</b>	<b>228</b>	<b>518</b>	<b>50.0-198</b>	<b>17-132</b>	<b>12</b>	<b>9-97</b>	<b>4-24</b>	<b>14</b>	<b>25</b>	<b>0</b>	<b>15-15</b>	<b>0</b>	<b>0</b>	<b>0</b>	<b>30</b>	<b>135</b>
<b>Troy</b>		<b>301</b>	<b>188</b>	<b>489</b>	<b>53.0-225</b>	<b>18-130</b>	<b>8</b>	<b>8-44</b>	<b>7-57</b>	<b>17</b>	<b>25</b>	<b>0</b>	<b>23-23</b>	<b>0</b>	<b>1</b>	<b>0</b>	<b>41</b>	<b>217</b>

Date	Opponent	Punting									Field Goals			Kickoffs				
		no.	yds	avg	long	blkd	tb	fc	50+	i20	md-att	long	blkd	no.	yds	avg	tb	ob
09/02/2023	SFA	3	130	43.3	47	0	0	2	0	1	3-3	49	0	7	436	62.3	4	0
09/09/2023	at Kansas St.	5	196	39.2	52	0	1	4	1	3	0-0	0	0	7	428	61.1	4	1
09/16/2023	James Madison	8	296	37.0	45	0	0	4	0	3	3-3	36	0	5	314	62.8	1	0
09/23/2023	Western Ky.	5	189	37.8	44	0	0	3	0	2	1-1	24	0	5	316	63.2	3	0
09/30/2023	at Georgia St.	4	142	35.5	38	0	0	3	0	1	0-0	0	0	2	128	64.0	1	0
10/07/2023	Arkansas St.	7	276	39.4	48	0	0	2	0	2	1-1	45	0	2	121	60.5	1	0
10/14/2023	at Army West Point	5	153	30.6	40	0	0	1	0	0	0-0	0	0	1	65	65.0	1	0
10/28/2023	at Texas St.	2	62	31.0	35	0	0	0	0	0	2-2	23	0	4	259	64.8	3	0
<b>Opponents</b>		<b>39</b>	<b>1444</b>	<b>37.0</b>	<b>52</b>	<b>0</b>	<b>1</b>	<b>19</b>	<b>1</b>	<b>12</b>	<b>10-10</b>	<b>49</b>	<b>0</b>	<b>33</b>	<b>2067</b>	<b>62.6</b>	<b>18</b>	<b>1</b>
<b>Troy</b>		<b>29</b>	<b>1123</b>	<b>38.7</b>	<b>60</b>	<b>0</b>	<b>2</b>	<b>8</b>	<b>4</b>	<b>9</b>	<b>16-19</b>	<b>43</b>	<b>0</b>	<b>46</b>	<b>2881</b>	<b>62.6</b>	<b>26</b>	<b>1</b>



2023-24 Troy Football  
Red-Zone Results  
All games

Troy Inside Opponent Red-Zone

Date	Opponent	Score	Times In RZ	Times Scored	Total Pts	TDs	Rush TDs	Pass TDs	FGs Made	Failed to score inside RZ					
										FGA	Down	Int	Fumb	Half Game	
09/02/2023	SFA	W 48-30	7	7	41	5	1	4	2	2	0	0	0	0	0
09/09/2023	at Kansas St.	L 13-42	2	2	6	0	0	0	2	2	0	0	0	0	0
09/16/2023	James Madison	L 14-16	1	1	7	1	0	1	0	0	0	0	0	0	0
09/23/2023	Western Ky.	W 27-24	5	4	20	2	2	0	2	2	0	0	1	0	0
09/30/2023	at Georgia St.	W 28-7	4	4	21	2	1	1	2	2	0	0	0	0	0
10/07/2023	Arkansas St.	W 37-3	4	4	20	2	2	0	2	2	0	0	0	0	0
10/14/2023	at Army West Point	W 19-0	3	3	9	0	0	0	3	3	0	0	0	0	0
10/28/2023	at Texas St.	W 31-13	4	4	24	3	1	2	1	1	0	0	0	0	0
<b>Totals 29 of 30 (96.7%)</b>			<b>30</b>	<b>29</b>	<b>148</b>	<b>15</b>	<b>7</b>	<b>8</b>	<b>14</b>	<b>14</b>	<b>0</b>	<b>0</b>	<b>1</b>	<b>0</b>	<b>0</b>

Opponents Inside Troy Red-Zone

Date	Opponent	Score	Times In RZ	Times Scored	Total Pts	TDs	Rush TDs	Pass TDs	FGs Made	Failed to score inside RZ					
										FGA	Down	Int	Fumb	Half Game	
09/02/2023	SFA	W 48-30	2	2	14	2	2	0	0	0	0	0	0	0	0
09/09/2023	Kansas St.	L 13-42	5	5	35	5	3	2	0	0	0	0	0	0	0
09/16/2023	James Madison	L 14-16	4	4	16	1	0	1	3	3	0	0	0	0	0
09/23/2023	Western Ky.	W 27-24	3	3	17	2	1	1	1	1	0	0	0	0	0
09/30/2023	Georgia St.	W 28-7	3	1	7	1	1	0	0	0	0	1	1	0	0
10/07/2023	Arkansas St.	W 37-3	2	1	3	0	0	0	1	1	1	0	0	0	0
10/14/2023	Army West Point	W 19-0	1	0	0	0	0	0	0	0	0	0	1	0	0
10/28/2023	Texas St.	W 31-13	3	2	6	0	0	0	2	2	0	1	0	0	0
<b>Totals 18 of 23 (78.3%)</b>			<b>23</b>	<b>18</b>	<b>98</b>	<b>11</b>	<b>7</b>	<b>4</b>	<b>7</b>	<b>7</b>	<b>1</b>	<b>2</b>	<b>2</b>	<b>0</b>	<b>0</b>



2023-24 Troy Football  
Passing Game-by-Game  
All games

#9 Goose Crowder	Comp	Att	Int	Pct	Yards	TD	Long	Sacked	Effic.
Kansas St.	5	6	0	83.3	49	0	26	1-12	151.9
<b>Totals</b>	<b>5</b>	<b>6</b>	<b>0</b>	<b>83.3</b>	<b>49</b>	<b>0</b>	<b>26</b>	<b>1-12</b>	<b>151.9</b>

#18 Gunnar Watson	Comp	Att	Int	Pct	Yards	TD	Long	Sacked	Effic.
SFA	14	22	1	63.6	198	4	44	0-0	190.1
Kansas St.	17	32	1	53.1	167	1	30	3-18	101.0
James Madison	25	46	1	54.3	333	2	30	6-44	125.2
Western Ky.	22	35	0	62.9	349	1	40	4-25	156.0
Georgia St.	23	30	1	76.7	256	1	37	0-0	152.7
Arkansas St.	12	21	0	57.1	236	1	64	0-0	167.3
Army West Point	10	21	0	47.6	227	1	52	0-0	154.1
Texas St.	26	40	0	65.0	392	3	47	3-33	172.1
<b>Totals</b>	<b>149</b>	<b>247</b>	<b>4</b>	<b>60.3</b>	<b>2158</b>	<b>14</b>	<b>64</b>	<b>16-120</b>	<b>149.2</b>



**2023-24 Troy Football**  
**Rushing/Receiving Game-by-Game**  
**All games**

**Rushing**

Player	No-Yds/TD	SFA	KState	JMU	WestKy	GSU	ASU	ARM	TXST
Kimani Vidal	172-994/6	25-248/0	17-83/0	11-27/0	27-156/2	23-76/1	28-245/3	23-116/0	18-43/0
Damien Taylor	45-247/1	-	DNP	-	8-28/0	9-69/1	13-63/0	10-82/0	5-5/0
Gunnar Watson	28--81/1	2--1/0	4--13/0	6--44/0	7--20/0	3-9/0	1-16/0	-	5--28/1
Asa Martin	17-69/0	3-22/0	3-7/0	-	2-6/0	-	3-10/0	6-24/0	-
Jarris Williams	13-67/1	6-48/1	1--1/0	1--1/0	1-2/0	-	4-19/0	DNP	DNP
Jordan Lovett	7-31/0	6-25/0	-	1-6/0	DNP	DNP	DNP	DNP	DNP
Goose Crowder	4--8/0	-	3--6/0	-	-	-	1--2/0	-	-
Jabre Barber	1-8/0	-	-	-	-	-	-	-	1-8/0
Chris Lewis	1-1/0	-	-	-	1-1/0	-	-	-	-

**Receiving**

Player	No-Yds/TD	SFA	KState	JMU	WestKy	GSU	ASU	ARM	TXST
Jabre Barber	39-615/3	2-25/1	3-42/0	6-89/1	3-18/0	7-121/0	4-22/0	4-138/0	10-160/1
Deshon Stoudemire	27-381/1	-	1-3/0	6-52/0	6-99/0	5-51/0	4-98/0	1-5/0	4-73/1
Devonte Ross	22-243/2	1-13/1	5-38/0	6-69/1	3-55/0	4-28/0	1-24/0	-	2-16/0
Chris Lewis	18-415/4	-	5-50/1	4-94/0	3-101/1	-	1-64/1	2-55/1	3-51/0
Kimani Vidal	10-140/1	2-54/0	-	1-5/0	4-58/0	2-16/1	-	1-7/0	-
Clayton Ollendieck	7-83/0	-	2-38/0	-	1-9/0	1-6/0	-	2-22/0	1-8/0
Peyton Higgins	6-83/0	1-32/0	2-17/0	-	-	1-18/0	-	-	2-16/0
Ethan Conner	6-75/2	4-51/2	2-24/0	-	DNP	DNP	DNP	DNP	-
Landon Parker	5-85/1	1-26/0	-	1-18/0	-	1-8/0	-	DNP	2-33/1
Asa Martin	4-32/0	1--2/0	-	1-6/0	-	-	2-28/0	-	-
Damien Taylor	3-8/0	1-0/0	DNP	-	1-4/0	1-4/0	-	-	-
Brody Dalton	2-35/0	DNP	DNP	DNP	DNP	DNP	-	-	2-35/0
Marcus Rogers	2-9/0	-	1-4/0	-	1-5/0	-	-	-	DNP
Deyunkrea Lewis	1-4/0	-	-	-	-	1-4/0	-	DNP	DNP
Jarris Williams	1-0/0	-	1-0/0	-	-	-	-	DNP	DNP
Jordan Lovett	1--1/0	1--1/0	-	-	DNP	DNP	DNP	DNP	DNP



**2023-24 Troy Football  
Total Tackles Game-by-Game  
All games**

**Total Tackles**

Player	S-A	Total	SFA	KState	JMU	WestKy	GSU	ASU	ARM	TXST
Jayden McDonald	32-20	52	3-2	4-1	6-2	1-0	8-1	0-4	6-7	4-3
Dell Pettus	26-17	43	3-1	7-1	2-3	2-0	2-1	2-3	1-3	7-5
Caleb Ransaw	21-13	34	0-4	3-1	1-2	3-1	3-0	0-2	3-2	8-1
O'shai Fletcher	27-4	31	4-1	5-0	4-2	1-0	4-1	3-0	2-0	4-0
Irshaad Davis	24-7	31	1-0	5-1	5-1	3-0	1-2	2-0	3-2	4-1
Keyshawn Swanson	18-13	31	2-4	2-2	0-2	3-0	4-0	3-2	2-2	2-1
Jordan Stringer	18-13	31	1-3	1-0	2-0	5-2	2-4	4-1	1-3	2-0
Reddy Steward	20-7	27	3-1	5-0	1-2	3-1	2-0	1-2	2-0	3-1
Richard Jibunor	16-11	27	2-3	1-1	5-1	-	1-0	1-4	4-1	2-1
Terry Thomas	14-13	27	0-2	3-2	5-1	1-2	1-1	1-2	3-3	DNP
Javon Solomon	14-11	25	3-0	2-2	3-1	0-2	1-0	4-1	1-4	0-1
Luis Medina	9-8	17	0-1	3-0	1-1	-	3-2	-	1-4	1-0
Buddha Jones	5-11	16	0-1	0-1	1-1	1-0	2-0	0-2	0-2	1-4
Phillip Lee	5-10	15	0-4	-	1-1	0-1	1-1	1-1	2-2	DNP
T.J. Jackson	10-4	14	DNP	DNP	-	2-0	1-0	2-0	3-2	2-2
Zach Edwards	4-5	9	1-1	2-1	1-1	0-1	-	-	-	0-1
Don Callis	3-4	7	-	-	1-0	-	1-0	0-2	0-1	1-1
Raymond Cutts	3-4	7	DNP	-	1-1	-	1-1	-	0-1	1-1
AJ Pierce	4-2	6	1-1	2-0	1-0	-	-	0-1	-	DNP
Chris Rodgers	2-2	4	-	-	-	-	-	0-1	1-1	1-0
Jarris Williams	3-0	3	1-0	1-0	-	-	1-0	-	DNP	DNP
Justin Powe	2-1	3	-	-	-	DNP	-	1-0	1-0	0-1
Julian Peterson	1-2	3	0-1	-	-	-	-	1-1	-	DNP
Steven Cattledge	0-3	3	0-2	0-1	DNP	DNP	DNP	DNP	DNP	DNP
Jabre Barber	2-0	2	1-0	-	-	-	-	-	1-0	-
Darrell Starling	2-0	2	-	-	-	-	-	2-0	DNP	DNP
Jack Tchienchou	2-0	2	2-0	-	-	DNP	DNP	DNP	DNP	DNP
Blake Matthews	2-0	2	-	1-0	1-0	-	-	-	-	DNP
TJ Thompson	1-1	2	1-0	-	-	-	-	-	-	0-1
Eric Shaw	1-1	2	-	1-0	DNP	-	-	0-1	-	-
Jamarcus Chatman	1-0	1	-	DNP	DNP	DNP	DNP	1-0	DNP	DNP
Chris Lewis	1-0	1	-	1-0	-	-	-	-	-	-
Deshon Stoudemire	1-0	1	-	-	-	-	-	1-0	-	-
Ethan Conner	1-0	1	-	-	1-0	DNP	DNP	DNP	DNP	-
Peyton Higgins	1-0	1	-	-	-	-	1-0	-	-	-
Damaje Yancey	1-0	1	-	-	DNP	-	DNP	1-0	DNP	DNP
Landon Parker	1-0	1	-	-	1-0	-	-	-	DNP	-
Kimani Vidal	1-0	1	-	-	-	1-0	-	-	-	-
Asa Martin	0-1	1	-	-	-	-	-	-	-	0-1



**2023-24 Troy Football  
Tackles For Loss Game-by-Game  
All games**

Player	UA-A	Total	SFA	KState	JMU	WestKy	GSU	ASU	ARM	TXST
Jayden McDonald	5-4	7.0	-	1.0-2	2.0-4	-	1.0-4	1.0-3	2.0-8	-
Javon Solomon	5-3	6.5	-	1.0-8	1.0-13	0.5-5	1.0-12	2.5-11	0.5-3	-
Richard Jibunor	5-2	6.0	-	0.5-1	2.0-9	-	-	0.5-4	2.0-3	1.0-9
Caleb Ransaw	3-2	4.0	-	-	0.5-0	1.0-1	1.0-4	-	0.5-0	1.0-1
Reddy Steward	3-1	3.5	1.0-2	-	-	-	1.0-4	0.5-0	1.0-6	-
Buddha Jones	3-0	3.0	-	-	1.0-2	1.0-4	1.0-4	-	-	-
T.J. Jackson	3-0	3.0	DNP	DNP	-	1.0-2	-	-	1.0-4	1.0-3
Phillip Lee	2-2	3.0	-	-	0.5-1	0.5-4	-	1.0-1	1.0-8	DNP
O'shai Fletcher	2-1	2.5	2.0-5	-	0.5-1	-	-	-	-	-
Jordan Stringer	2-1	2.5	-	1.0-1	-	-	-	-	0.5-4	1.0-7
Keyshawn Swanson	1-1	1.5	-	-	0.5-1	-	-	-	-	1.0-2
Terry Thomas	1-1	1.5	-	1.5-3	-	-	-	-	-	DNP
Raymond Cutts	1-1	1.5	DNP	-	1.0-6	-	-	-	0.5-5	-
Julian Peterson	1-1	1.5	-	-	-	-	-	1.5-14	-	DNP
Dell Pettus	1-0	1.0	1.0-3	-	-	-	-	-	-	-
Irshaad Davis	1-0	1.0	-	1.0-1	-	-	-	-	-	-
Darrell Starling	1-0	1.0	-	-	-	-	-	1.0-3	DNP	DNP
Luis Medina	1-0	1.0	-	-	-	-	-	-	-	1.0-1
Eric Shaw	0-1	0.5	-	-	DNP	-	-	0.5-3	-	-
Aj Pierce	0-1	0.5	-	-	-	-	-	0.5-3	-	DNP



**2023-24 Troy Football  
Sacks Game-by-Game  
All games**

Player	UA-A	Total	SFA	KState	JMU	WestKy	GSU	ASU	ARM	TXST
Javon Solomon	5-2	6	-	1-8	1-13	0.5-5	1-12	2-10	0.5-3	-
Richard Jibunor	4-1	4.5	-	-	1-7	-	-	0.5-4	2-3	1-9
Raymond Cutts	1-1	1.5	DNP	-	1-6	-	-	-	0.5-5	-
Phillip Lee	1-1	1.5	-	-	-	0.5-4	-	-	1-8	DNP
Julian Peterson	1-1	1.5	-	-	-	-	-	1.5-14	-	DNP
T.J. Jackson	1-0	1	DNP	DNP	-	-	-	-	1-4	-
Jayden McDonald	0-1	0.5	-	-	-	-	-	-	0.5-5	-
Jordan Stringer	0-1	0.5	-	-	-	-	-	-	0.5-4	-
Eric Shaw	0-1	0.5	-	-	DNP	-	-	0.5-3	-	-
AJ Pierce	0-1	0.5	-	-	-	-	-	0.5-3	-	DNP



2023-24 Troy Football  
Returns Game-by-Game  
All games

**Punt Returns**

Player	No-Yds	SFA	KState	JMU	WestKy	GSU	ASU	ARM	TXST
Jabre Barber	8-65	1-4	-	2-6	1-1	-	1-5	2-14	1-35
Devonte Ross	1-3	1-3	-	-	-	-	-	-	-

**Kick Returns**

Player	No-Yds	SFA	KState	JMU	WestKy	GSU	ASU	ARM	TXST
Devonte Ross	5-106	-	1-35	1-12	1-16	1-23	-	-	1-20
MJ Johnson	2-37	2-37	DNP	DNP	DNP	DNP	DNP	DNP	DNP
Jabre Barber	2-36	-	1-16	1-20	-	-	-	-	-
Asa Martin	1-51	1-51	-	-	-	-	-	-	-

**Interceptions Returns**

Player	No-Yds	SFA	KState	JMU	WestKy	GSU	ASU	ARM	TXST
Reddy Steward	3-45	1-45	1-0	-	-	-	-	-	1-0
Caleb Ransaw	1-10	-	-	-	-	1-10	-	-	-
Irshaad Davis	1-2	-	-	-	-	-	-	1-2	-
O'shai Fletcher	1-0	-	-	-	-	1-0	-	-	-
Jordan Stringer	1-0	-	-	-	-	-	-	-	1-0

**Fumble Returns**

Player	No-Yds	SFA	KState	JMU	WestKy	GSU	ASU	ARM	TXST
Jayden McDonald	1-27	-	-	-	-	1-27	-	-	-
Irshaad Davis	1-17	-	-	-	-	-	-	1-17	-
Keyshawn Swanson	1-0	-	-	-	1-0	-	-	-	-
Javon Solomon	1-0	-	-	-	-	-	-	-	1-0
Caleb Ransaw	1-0	-	-	-	-	-	-	1-0	-
Blake Matthews	1-0	-	-	-	1-0	-	-	-	DNP
Eric Shaw	1-0	-	-	DNP	-	-	-	-	1-0
T.J. Jackson	1-0	DNP	DNP	-	-	-	-	1-0	-



**2023-24 Troy Football**  
**All-Purpose Yards Game-by-Game**  
**All games**

Player	Total	SFA	KState	JMU	WestKy	GSU	ASU	ARM	TXST
Kimani Vidal	1134	302	83	32	214	92	245	123	43
Jabre Barber	724	29	58	115	19	121	27	152	203
Chris Lewis	416	-	50	94	102	-	64	55	51
Deshon Stoudemire	381	-	3	52	99	51	98	5	73
Devonte Ross	352	16	73	81	71	51	24	-	36
Damien Taylor	255	-	DNP	-	32	73	63	82	5
Asa Martin	152	71	7	6	6	-	38	24	-
Landon Parker	85	26	-	18	-	8	-	DNP	33
Peyton Higgins	83	32	17	-	-	18	-	-	16
Clayton Ollendieck	83	-	38	-	9	6	-	22	8
Ethan Conner	75	51	24	-	DNP	DNP	DNP	DNP	-
Jarris Williams	67	48	-1	-1	2	-	19	DNP	DNP
Reddy Steward	45	45	-	-	-	-	-	-	-
MJ Johnson	37	37	DNP	DNP	DNP	DNP	DNP	DNP	DNP
Brody Dalton	35	DNP	DNP	DNP	DNP	DNP	-	-	35
Jordan Lovett	30	24	-	6	DNP	DNP	DNP	DNP	DNP
Caleb Ransaw	10	-	-	-	-	10	-	-	-
Marcus Rogers	9	-	4	-	5	-	-	-	DNP
Deyunkrea Lewis	4	-	-	-	-	4	-	DNP	DNP
Irshaad Davis	2	-	-	-	-	-	-	2	-
Goose Crowder	-8	-	-6	-	-	-	-2	-	-
Gunnar Watson	-81	-1	-13	-44	-20	9	16	-	-28