

# TROY TROJANS



AT



## GAME EIGHT

### 2023 SCHEDULE

Date	Opponent	Time/Result
Sept. 2	Stephen F. Austin (ESPN+)	W, 48-30
Sept. 9	at Kansas State (FS1)	L, 13-42
Sept. 16	James Madison (NFL Network)	L, 14-16
Sept. 23	Western Kentucky (ESPNU)	W, 27-24
Sept. 30	at Georgia State (ESPN+)	W, 28-7
Oct. 7	Arkansas State (ESPN+)	W, 37-3
Oct. 14	at Army (CBS Sports Network)	W, 19-0
Oct. 28	at Texas State (ESPN+)	6 p.m.
Nov. 2	South Alabama (ESPN2)	6:30 p.m.
Nov. 11	at ULM	TBA
Nov. 18	Louisiana	2:30 p.m.
Nov. 25	at Southern Miss	TBA

### TROY BY THE NUMBERS

**0** Points allowed by the Troy defense at Army; the Black Knights' first shutout at home since 2003

**0** Sacks allowed by the Trojans the last three games, Troy allowed 14 sacks in the previous three games

**1** Coin tosses won by the Trojans this season; Troy is 1-6 in 2023 on the toss and 6-15 during Jon Sumrall's tenure

**2** Schools won 12-plus football games, 20-plus men's basketball games and 40-plus baseball games during the 2022-23 year -- Troy and TCU

**6** Opponents held to fewer than 300 yards of offense this season, second nationally (Michigan)

**7** Sun Belt Conference titles during Troy's run in the league (2004), the most in league history. Troy's seven conference titles are the sixth most in the country since 2006 (Oklahoma, Ohio State, Alabama, Clemson, Boise St.)

**10** Points allowed by the Troy defense the last three weeks, the fewest over a three-game stretch in a single-season by a Troy team since 1985

**14** Opponents since the start of the 2022 season that Troy has held to 19 points or fewer, fifth most in the country

**14** Straight victories for Troy when rushing for 100-plus yards ... Troy has won 16 of its last 17 with 100+ yards

**142** Rushing yards shy of becoming Troy's all-time leader for Kimani Vidal

**951** Rushing yards for Kimani Vidal this season, the most in the NCAA, most through seven games in Troy history, sixth most in Sun Belt history

### TROY TROJANS

Record: 5-2, 2-1 Sun Belt  
 Head Coach: Jon Sumrall  
 Record at Troy: 17-4 (2nd season)  
 Career Record: 17-4 (2nd season)

### TEXAS STATE

#### BOBCATS

Record: 5-2, 2-1 Sun Belt  
 Head Coach: G.J. Kinne  
 Record at TXST: 5-2 (1st season)  
 Career Record: 17-4 (2nd season)

### GAME INFORMATION

Date: Oct. 28, 2023  
 Kickoff: 6:02 p.m.  
 Location: San Marcos, Texas  
 Stadium: Bobcat Stadium (30,000)  
 TV: ESPN+  
 Talent: Brant Freeman (PXP)  
 Keith Moreland (Analyst)  
 Koral Riggs (Sideline)  
 Troy Sports Radio Network  
 Barry McKnight (PXP)  
 Jerry Miller (Analyst)  
 Junior Louissaint (Sideline)  
 Chris Blackshear (Sideline)

### SERIES

Series (Overall): 12-1  
 Series in Troy: 8-0  
 Series in San Marcos: 4-1  
 Neutral Site: 0-0  
 Sumrall vs. Texas State: 1-0



### DID YOU KNOW?

- Troy finished the 2022 season ranked No. 19 in the AP Top 25 and No. 20 in the USA Today / Coaches Poll. It marked the first time in program history that Troy was ranked in a final poll
- Over the last three games, Troy has a 12-0 sack advantage over its opponents ... in the first four games, opponents outsacked Troy 14-5
- Troy is 10-1 when Kimani Vidal rushes for 100-plus yards and 21-3 when he rushes for 50-plus yards. The Trojans are 6-11 when Vidal rushes for fewer than 50 yards
- Troy finished 6-0 in close games at the half last season (score differential is five points or less) ... the Trojans are 2-1 this season
- From 2005-21, Troy was 11-73 when trailing at the half and 5-52 when scoring less than 21 points ... under Jon Sumrall, Troy is 6-3 when trailing at the half and 5-3 when scoring less than 21 points
- Troy legend DeMarcus Ware became the first player who competed in the Sun Belt Conference to be enshrined in the Pro Football Hall of Fame when he was inducted in August
- Senior safety Dell Pettus has started 54 straight games, the longest active streak in the country
- Since week three, Troy ranks fourth nationally, allowing just 1332 yards of total offense and third, allowing 10.0 points per game (Penn State, 9.20; Michigan, 9.25)
- Troy has topped the 500-yard mark of total offense three times this season; it is tied for the most since at least 2000 in program history through the first six games of the season
- Troy has two of the nation's top six active leaders in career sacks -- Richard Jibunor (2nd, 26) and Javan Solomon (6th, 23.0)
- O'shai Fletcher has played 59 career games, the 11th most among active FBS players and 16th most across all divisions
- Troy has outpassed its opponent in 6-of-7 games, outrushed its opponent in 5-of-7 games and outgained its opponent in 6-of-7 games
- Through the first three Sun Belt games, Troy has allowed just 263.7 yards per game (10th), 8.7 points per game (2nd) and 4.3 yards per play (9th) ... (national ranking vs. conference opponents)

### TALE OF THE TAPE

	TROY	TXST
<b>Offense</b>		
Points	186	268
Average	26.6	38.3
First Downs/Game	19.7	24.6
Total Offense	3114	3427
Average	444.9	489.6
Net Rushing	1299	1449
Average	185.6	207.0
Net Passing	1815	1978
Average	259.3	282.6
Pass Attempts	213	227
Complete	128	156
Interceptions	4	4
Fumbles/Lost	15/9	14/8
Sacks Allowed/Yds.	14/99	15/80
3rd Down	42/103 (41%)	42/92 (46%)
FG/Att.	15/18	8/8
Avg. TOP	32:05	28:08
Penalties	42/366	46/423
Average	52.3	60.4
<b>Defense</b>		
Points	122	199
Average	17.4	28.4
First Downs/Game	15.6	22.4
Total Defense	1969	2867
Average	281.3	409.6
Net Rushing	681	1131
Average	97.3	161.6
Net Passing	1288	1736
Average	184.0	248.0
Pass Attempts	203	234
Complete	124	146
Interceptions	5	4
Fumble/Rec.	11/6	16/7
3rd Down	30/96 (31%)	56/115 (49%)
Sacks/Yds.	17/121	20/161

### SUN BELT STANDINGS

	SBC	OVERALL	STK
<b>EAST</b>			
James Madison	4-0	7-0	W10
Georgia State	3-1	6-1	W2
Old Dominion	3-1	4-3	W2
Georgia Southern	2-1	5-2	W1
Coastal Carolina	2-2	4-3	W2
Marshall	1-2	4-3	L3
Appalachian State	1-2	3-4	L2
<b>WEST</b>			
<b>Troy</b>	<b>2-1</b>	<b>5-2</b>	<b>W4</b>
Texas State	2-1	5-2	W1
South Alabama	2-1	4-3	W2
Louisiana	1-2	4-3	L1
Arkansas State	1-2	3-4	L2
ULM	0-4	2-5	L5
Southern Miss	0-4	1-6	L6

## WHO TO CONTACT

**Adam Prendergast, Associate AD/Communications & Creative Content** - Primary Contact  
334-670-3832 (o) | 334-372-5555 (c) | adamp@trojans.edu | @AdamP\_Troy

**Robert Stevens** - Secondary Contact  
315-807-8109 (c) | restevens@trojans.edu

## TROY PRACTICE POLICIES

All of Troy's practices are closed to the public. Limited media access is available and media must contact the Troy Athletics Communications Office by 10 a.m. the day of practice if they wish to attend. The Troy Athletics Communications Office will do its best to provide B-Roll to media outlets weekly.

What's Open: Still and video photography is allowed during non-team and 7-on-7 periods; the use of any live streaming is NOT allowed during practice. Any injuries sustained during the open portion of practice are asked to not be reported on until confirmed by the Troy medical staff.

Thursday's walk-thru and Friday's run-thru on home weeks are completely closed to the public and to the media.

## TROY FOOTBALL INTERVIEW OPPORTUNITIES

### Sun Belt Conference Weekly Coaches Zoom -- Monday 11:12 a.m.

This is the best opportunity for out-of-town media to ask questions about the upcoming week and any player feature stories. Jon Sumrall is scheduled to be on the call at 11:12 a.m. every Monday morning -- please note that the conference sometimes runs early and late, so it is advised that media members be on the Zoom at least five minutes early. For more information about the Sun Belt Weekly Coaches Zoom contact Sam Knehans at sam@sunbeltsports.org.

### Troy Weekly Press Conference -- Monday 11:30 a.m.

Players and coaches are available each Monday during the season at a weekly press conference. For the 2025 season, this press conference will be held virtually via Zoom at 11:30 a.m. **PLAYER & COACH REQUESTS MUST BE MADE BY 5 P.M. ON SUNDAY.**

Audio and video of Sumrall's portion of the press conference will be posted to TroyTrojans.com Tuesday afternoon. Video of the press conference will also be available for download; contact Adam Prendergast for details.

### Post Practice in Person

Players and coaches will be available after practice via appointment only; please contact the Troy Communications Office to schedule.

### By Phone Via Appointment

Players and coaches will have limited availability to do phone interviews early in the week, however it is advised that all out-of-town media participate in the Sun Belt Teleconference as we **CAN NOT** guarantee phone availability. Contact the Troy Athletics Communications Office to schedule an interview.

## TROY PHOTO & VIDEO DOWNLOAD

Troy football photos & selected video produced by the Troy Athletic Media Relations department is available for download. Video can be accessed via TroyTrojans.com/FootballVideo, while audio can be downloaded via TroyTrojans.com/fbphotos.

## CREDENTIALS

All credential requests for Troy home games must be completed online at TroyTrojans.com/Credentials.

## ON THE WEB

### TroyTrojans.com

The official online home of Troy Athletics, TroyTrojans.com, is the number one stop on the web for all the up to date information you need on the Trojan football team.

Schedules, results, rosters, bios, stats, general releases, game notes, depth chart and the 2023 Troy Football Media Guide can all be found at TroyTrojans.com

### sunbeltsports.org

The official online home of the Sun Belt Conference, sunbeltsports.org, has updated league standings, results, schedules and notes.

### collegepressbox.com

collegepressbox.com is the official media Web site for Sun Belt football. Access and download weekly game notes, quotes, stats, media guides and more for the conference and each of its nine member schools. Login information will be distributed to accredited media or you can apply for a password by sending an e-mail to password@collegepressbox.com. The following conferences are represented on collegepressbox.com -- ACC, American Athletic, Big 10, Big 12, C-USA, MAC, Mountain West, Pac 12, SEC, Sun Belt, WAC and four independents (Army, Navy, Notre Dame, BYU). The site also has logos and information for all of the NCAA bowl games and postseason awards.

### txstatebobcats.com

This week's opponent's athletic website.

**Facebook.com/TroyTrojansFB**  
**Twitter.com/TroyTrojansFB**  
**Instagram/troytrojansfootball**

## TROY GAME WEEK SCHEDULE

*Troy's Practices are Closed to the Public and Open to the Media Unless Otherwise Noted*

SUNDAY	MONDAY	TUESDAY	WEDNESDAY	THURSDAY	FRIDAY	SATURDAY
No Practice No Interviews	SBC Zoom 11:12 a.m. Zoom  Press Conference 11:30 a.m. Zoom  Practice 3-5:30 p.m.  Trojan Talk 6 p.m. Baumhower's	Practice 3-5:30 p.m. Interviews After	Practice 3-5:30 p.m. Interviews After	Practice 3-5:30 p.m. No Interviews	Practice Travel Day No Interviews	Troy at Texas State Kickoff -6 p.m.

## OFFENSE

<b>QB</b>	<b>18</b>	<b>Gunnar Watson</b>	<b>6-3</b>	<b>210</b>	<b>Sr.</b>	<b>Butler, Ga.</b>
	9	Goose Crowder	6-2	214	So.	Gardendale, Ala.
<b>RB</b>	<b>28</b>	<b>Kimani Vidal</b>	<b>5-8</b>	<b>215</b>	<b>Jr.</b>	<b>Marietta, Ga.</b>
	24	Damien Taylor	5-10	214	So.	Northport, Ala.
	20	Asa Martin	5-11	205	Sr.	Courland, Ala.
<b>WR-X</b>	<b>6</b>	<b>Chris Lewis</b>	<b>6-4</b>	<b>204</b>	<b>So.</b>	<b>Pleasant Grove, Ala.</b>
	4	Marcus Rogers	6-3	211	R-Sr.	Smyrna, Ga.
	23	Landon Parker	6-3	204	Sr.	Concord, N.C.
<b>WR-Z</b>	<b>1</b>	<b>Jabre Barber</b>	<b>5-10</b>	<b>174</b>	<b>Jr.</b>	<b>Dothan, Ala.</b>
	16	Peyton Higgins	5-10	176	So.	Florence, Ala.
<b>WR-F</b>	<b>11</b>	<b>Deshon Stoudemire</b>	<b>6-1</b>	<b>186</b>	<b>Sr.</b>	<b>Stone Mountain, Ga.</b>
	7	Devonte Ross	5-11	162	So.	Cartersville, Ga.
<b>TE</b>	<b>89</b>	<b>Clayton Ollendieck</b>	<b>6-4</b>	<b>240</b>	<b>Sr.</b>	<b>Cresco, Iowa</b>
	2	Deyunkrea Lewis	6-3	240	Jr.	Montgomery, Ala.
	88	Brody Dalton	6-5	250	So.	Fyffe, Ala.
<b>LT</b>	<b>77</b>	<b>Derrick Graham</b>	<b>6-4</b>	<b>304</b>	<b>So.</b>	<b>Lake Minneola, Fla.</b>
	52	Elijah Philippe	6-7	300	So.	Newark, N.J.
<b>LG</b>	<b>79</b>	<b>Blake Austin</b>	<b>6-4</b>	<b>304</b>	<b>Jr.</b>	<b>Johnson City, Tenn.</b>
	69	Colby Smith	6-8	341	So.	Reidsville, N.C.
<b>C</b>	<b>66</b>	<b>Eli Russ</b>	<b>6-4</b>	<b>319</b>	<b>So.</b>	<b>Ardmore, Okla.</b>
	78	Jeremiah Frazier	6-3	326	R-So.	Pike Road, Ala.
<b>RG</b>	<b>74</b>	<b>Daniel King</b>	<b>6-5</b>	<b>335</b>	<b>Jr.</b>	<b>Cairo, Ga.</b>
	50	Boaz Stanley	6-4	300	So.	Bogart, Ga.
<b>OR</b>	75	Kobe Williams	6-4	305	So.	Bixby, Okla.
<b>RT</b>	<b>67</b>	<b>Grant Betts</b>	<b>6-3</b>	<b>289</b>	<b>Sr.</b>	<b>Spanish Fort, Ala.</b>
	63	Carson Burt	6-5	293	Jr.	Fort Payne, Ala.

## DEFENSE

<b>DE</b>	<b>6</b>	<b>Javon Solomon</b>	<b>6-2</b>	<b>249</b>	<b>Jr.</b>	<b>Tallahassee, Fla.</b>
	31	Raymond Cutts	6-3	243	Jr.	Orlando, Fla.
	91	Deshaun Batiste	6-2	261	Fr.	New Orleans, La.
<b>DE</b>	<b>98</b>	<b>T.J. Jackson</b>	<b>6-1</b>	<b>275</b>	<b>Jr.</b>	<b>Millbrook, Ala.</b>
	95	Luis Medina	6-1	283	R-So.	Summerville, Ga.
<b>OR</b>	15	Zach Edwards	6-3	280	Jr.	Starkville, Miss.
<b>NT</b>	<b>4</b>	<b>Buddha Jones</b>	<b>6-3</b>	<b>317</b>	<b>Sr.</b>	<b>Tallahassee, Fla.</b>
	97	A.J. Pierce	6-1	315	Sr.	Dothan, Ala.
	92	Julian Peterson	6-3	303	So.	Pinson, Ala.
<b>BAN</b>	<b>9</b>	<b>Richard Jibunor</b>	<b>6-3</b>	<b>230</b>	<b>Sr.</b>	<b>Delta State, Nigeria</b>
	32	Phillip Lee	6-4	220	So.	Jacksonville, Fla.
	85	Eric Shaw	6-5	215	So.	Reeltown, Ala.
<b>WLB</b>	<b>12</b>	<b>Terry Thomas</b>	<b>6-0</b>	<b>214</b>	<b>So.</b>	<b>Childersburg, Ala.</b>
<b>OR</b>	<b>44</b>	<b>Jordan Stringer</b>	<b>6-2</b>	<b>219</b>	<b>So.</b>	<b>Augusta, Ga.</b>
	13	TJ Thompson	6-0	226	Fr.	Bolton, Miss.
<b>MLB</b>	<b>10</b>	<b>Jayden McDonald</b>	<b>6-0</b>	<b>227</b>	<b>R-Jr.</b>	<b>Suwanee, Ga.</b>
	45	Luke Hodge	6-1	225	R-Fr.	Oneonta, Ala.
<b>SPEAR</b>	<b>14</b>	<b>Caleb Ransaw</b>	<b>6-0</b>	<b>197</b>	<b>Jr.</b>	<b>Harvest, Ala.</b>
	19	Darrell Starling	6-1	216	R-So.	Pelham, Ga.
<b>OR</b>	23	Chris Rodgers	6-2	216	Fr.	Corinth, Miss.
<b>CB</b>	<b>11</b>	<b>O'Shai Fletcher</b>	<b>5-11</b>	<b>172</b>	<b>Sr.</b>	<b>Huntsville, Ala.</b>
	5	Don Callis	6-0	184	Sr.	Los Angeles, Calif.
<b>CB</b>	<b>2</b>	<b>Reddy Steward</b>	<b>5-11</b>	<b>178</b>	<b>Sr.</b>	<b>Decatur, Ala.</b>
	18	Damaje Yancey	6-1	189	Jr.	Long Beach, Calif.
<b>SS</b>	<b>3</b>	<b>Keyshawn Swanson</b>	<b>5-11</b>	<b>187</b>	<b>Jr.</b>	<b>Pensacola, Fla.</b>
<b>OR</b>	<b>8</b>	<b>Irshaad Davis</b>	<b>5-9</b>	<b>189</b>	<b>Sr.</b>	<b>Carol City, Fla.</b>
<b>FS</b>	<b>1</b>	<b>Dell Pettus</b>	<b>6-0</b>	<b>200</b>	<b>Sr.</b>	<b>Harvest, Ala.</b>
	25	Justin Powe	6-0	201	R-Fr.	Mobile, Ala.

## SPECIAL TEAMS

<b>K</b>	<b>40</b>	<b>Scott Taylor Renfroe</b>	<b>6-1</b>	<b>198</b>	<b>So.</b>	<b>Troy, Ala.</b>
	46	Zach Long	6-3	191	So.	Tampa, Fla.
<b>KOS</b>	<b>46</b>	<b>Zach Long</b>	<b>6-3</b>	<b>191</b>	<b>So.</b>	<b>Tampa, Fla.</b>
	40	Scott Taylor Renfroe	6-1	198	So.	Troy, Ala.
<b>P</b>	<b>48</b>	<b>Robert Cole</b>	<b>5-10</b>	<b>215</b>	<b>Jr.</b>	<b>Coral Springs, Fla.</b>
	43	Elliot Janish	6-4	203	Jr.	Midwest City, Okla.
<b>OR</b>	23	Landon Parker	6-3	204	Sr.	Concord, N.C.
<b>LS</b>	<b>53</b>	<b>Quentin Skinner</b>	<b>6-0</b>	<b>253</b>	<b>Sr.</b>	<b>Buford, Ga.</b>
	87	Colton Walls	6-3	225	Fr.	Millbrook, Ala.
<b>OR</b>	41	Will Spain	5-11	218	R-So.	Memphis, Tenn.
<b>H</b>	<b>9</b>	<b>Goose Crowder</b>	<b>6-2</b>	<b>214</b>	<b>So.</b>	<b>Gardendale, Ala.</b>
	48	Robert Cole	5-10	215	Jr.	Coral Springs, Fla.
<b>KR</b>	<b>1</b>	<b>Jabre Barber</b>	<b>5-10</b>	<b>174</b>	<b>Jr.</b>	<b>Dothan, Ala.</b>
	7	Devonte Ross	5-11	162	So.	Cartersville, Ga.
<b>PR</b>	<b>1</b>	<b>Jabre Barber</b>	<b>5-10</b>	<b>174</b>	<b>Jr.</b>	<b>Dothan, Ala.</b>
	7	Devonte Ross	5-11	162	So.	Cartersville, Ga.

**PROJECTED STARTERS LISTED IN BOLD**

## PRONUNCIATION GUIDE

No.	Name	Pronunciation
1	Jabre Barber	juh-BREE
2	Deyunkrea Lewis	d-YUN-cray
5	Don Callis	CAL-iss
8	Irshaad Davis	URR-shod
9	Richard Jibunor	JEW-buh-nore
11	O'shai Fletcher	o-SHAY
16	Dasheen Jackson	DAY-shun
18	Damaje Yancey	duh-MAHJ
21	Jarris Williams	JAR-us
28	Tim Roberson	ROH-burr-SON
28	Kimani Vidal	key-MONN-ee vie-DELL
29	Jack Tchienchou	CHIN-chew
30	Nick Troemel	trah-MEL
35	Malaki Pegues	puh-GEESE
49	Tyce Khatri	kah-TAR-ee
52	Elijah Philippe	fah-LEEP
84	Caleb Chappelle	chah-PELL
89	Clayton Ollendieck	ALL-in-dike
95	Luis Medina	Louis muh-DEEN-uh

# GAME EIGHT | NUMERICAL ROSTER

No.	Name	Pos.	Ht.	Wt.	Yr.	Exp.	Hometown/Last School	No.	Name	Pos.
0	Jamarcus Chatman	DE	6-2	267	Sr.	2L	Rome, Ga. / Florida State	79	Blake Austin	OL
1	Jabre Barber	WR	5-10	174	Jr.	3L	Dothan, Ala. / Dothan HS	1	Jabre Barber	WR
1	Dell Pettus	S	5-11	205	Sr.	4L	Harvest, Ala. / Sparkman HS	91	Dashaun Batiste	DE
2	Deyunkrea Lewis	TE	6-3	245	Jr.	3L	Montgomery, Ala. / Lee HS	73	Tyler Bell	OL
2	Reddy Steward	CB	5-11	178	Sr.	4L	Decatur, Ala. / Austin HS	26	DeWhitt Betterson Jr.	RB
3	Keyshawn Swanson	S	5-11	187	Jr.	2L	Pensacola, Fla. / Akron	67	Grant Betts	OL
4	Marcus Rogers	WR	6-3	211	R-Sr.	3L	Smyrna, Ga. / Iowa Western CC	27	TJ Booker	WR
4	Buddha Jones	DT	6-3	317	Sr.	2L	Tallahassee, Fla. / Kent State	7	Reggie Bracy	S
5	Don Callis	CB	6-0	184	Sr.	TR	Los Angeles, Calif. / East Central Oklahoma	37	KC Bradford	S
6	Chris Lewis	WR	6-4	204	So.	TR	Pleasant Grove, Ala. / Kentucky	81	Robert Bruce	WR
6	Javon Solomon	DE	6-2	249	Jr.	4L	Tallahassee, Fla. / Godby HS	63	Carson Burt	OL
7	Devonte Ross	WR	5-11	162	So.	1L	Cartersville, Ga. / Cartersville HS	47	Anthony Butler	BAN
7	Reggie Bracy	S	6-0	196	Jr.	TR	Mobile, Ala. / Iowa	27	John Butler	S
8	Irshaad Davis	S	5-9	189	Sr.	TR	Carol City, Fla. / Alabama State	5	Don Callis	CB
9	Richard Jibunor	BAN	6-3	229	Sr.	3L	Delta State, Nigeria / Auburn	20	Keyshawn Campbell	LB
9	Goose Crowder	QB	6-2	214	So.	TR	Gardendale, Ala. / West Virginia	65	Tyler Cappi	OL
10	Jayden McDonald	LB	6-0	227	R-Jr.	3L	Suwanee, Ga. / Iowa	44	Alex Cash	TE
10	Tucker Kilcrease	QB	6-1	207	R-Fr.	RS	Brantley, Ala. / Brantley HS	22	Steven Cattledge	LB
11	O'shai Fletcher	CB	5-11	172	Sr.	5L	Huntsville, Ala. / Randolph School	84	Caleb Chappelle	WR
11	Deshon Stoudemire	WR	6-1	186	Sr.	2L	Stone Mountain, Ga. / Iowa Western CC	0	Jamarcus Chatman	DE
12	Terry Thomas	LB	6-0	214	So.	1L	Childersburg, Ala. / Childersburg HS	48	Robert Cole	P
12	MJ Johnson	WR	5-8	171	Fr.	HS	Enterprise, Ala. / Enterprise HS	33	Rondell Cole	SPR
13	JD Sherrod	QB	6-2	201	Fr.	HS	Memphis, Tenn. / Briarcrest Christian HS	14	Ethan Conner	TE
13	TJ Thompson	LB	6-0	226	So.	TR	Bolton, Miss. / East Central CC	17	Carloss Crawford	S
14	Caleb Ransaw	SPR	6-0	197	Jr.	2L	Harvest, Ala. / Sparkman HS	9	Goose Crowder	QB
14	Ethan Conner	TE	6-4	225	Jr.	TR	Columbus, Miss. / East Mississippi CC	31	Raymond Cutts	BAN
15	Zach Edwards	DE	6-3	280	Jr.	TR	Starkville, Miss. / Louisville	88	Brody Dalton	TE
15	Jordan Lovett	RB	5-10	196	Fr.	HS	Statesboro, Ga. / Statesboro HS	8	Irshaad Davis	S
16	Peyton Higgins	WR	5-10	176	So.	2L	Florence, Ala. / Mars Hill Bible School	15	Zach Edwards	DE
16	Dasheen Jackson	S	6-1	210	Jr.	TR	Columbus, Ga. / Hutchinson CC	83	DJ Epps	WR
17	Carloss Crawford	S	6-2	192	Sr.	3L	Memphis, Tenn. / Coffeyville CC	11	O'shai Fletcher	CB
17	Jameson Holcomb	QB	6-2	170	R-Fr.	RS	Murfreesboro, Tenn. / Riverdale HS	46	Nic Floyd	CB
18	Gunnar Watson	QB	6-3	210	Sr.	5L	Butler, Ga. / Taylor County HS	78	Jeremiah Frazier	OL
18	Damaje Yancey	CB	6-1	189	Jr.	TR	Long Beach, Calif. / Southern Utah	71	Kyler Gibson	OL
19	Darrell Starling	SPR	6-1	216	R-So.	3L	Pelham, Ga. / Pelham HS	62	Billy Gilmore	OL
20	Keyshawn Campbell	LB	6-0	207	Fr.	HS	Vero Beach, Fla. / Vero Beach HS	77	Derrick Graham	OL
20	Asa Martin	RB	5-11	205	Sr.	TR	Courtland, Ala. / Memphis	21	LJ Green	CB
21	Jarris Williams	RB	5-10	194	So.	1L	Mobile, Ala. / Blount HS	80	Luke Harkless	WR
21	LJ Green	CB	5-10	159	Fr.	HS	Montgomery, Ala. / Montgomery Catholic	16	Peyton Higgins	WR
22	Steven Cattledge	LB	6-3	230	Jr.	TR	Columbus, Miss. / East Mississippi CC	45	Luke Hodge	LB
22	Tae Meadows	RB	5-10	194	R-Fr.	R-HS	Roanoke, Ala. / Handley HS	17	Jameson Holcomb	QB
23	Landon Parker	WR	6-3	204	Sr.	TR	Concord, N.C. / Wofford	72	Obatara Idolor	OL
23	Chris Rodgers	SPR	6-2	216	Fr.	HS	Corinth, Miss. / Corinth HS	98	T J Jackson	DE
24	Damien Taylor	RB	5-10	214	So.	2L	Northport, Ala. / Tuscaloosa County HS	16	Dasheen Jackson	S
24	LaBarryon Moore	S	6-0	180	Fr.	HS	McCalla, Ala. / McAdory HS	26	Dorion Jackson	S
25	Robert Marsh	WR	5-7	148	So.	SQ	Phenix City, Ala. / Central HS	43	Elliot Janish	P
25	Justin Powe	S	6-0	201	R-Fr.	RS	Mobile, Ala. / Davidson HS	9	Richard Jibunor	BAN
26	Dorion Jackson	S	6-2	198	Fr.	HS	Wetumpka, Ala. / Wetumpka HS	12	MJ Johnson	WR
26	DeWhitt Betterson Jr.	RB	6-0	204	R-Fr.	RS	Ocala, Fla. / Vanguard HS	4	Buddha Jones	DT
27	John Butler	S	6-0	181	So.	1L	Sebastian River, Fla. / Sebastian River HS	59	Derrick Keith	OL
27	TJ Booker	WR	6-1	185	Fr.	HS	Atlanta, Ga. / West Lake HS	49	Tyce Khatri	FB
28	Kimani Vidal	RB	5-8	215	Jr.	3L	Marietta, Ga. / Marietta HS	10	Tucker Kilcrease	QB
28	Tim Roberson	CB	6-0	184	Fr.	HS	Valdosta, Ga. / Valdosta HS	74	Daniel King	OL
29	Jack Tchienchou	S	5-10	182	Fr.	HS	Atlanta, Ga. / Saint Pius X HS	32	Phillip Lee	BAN
30	Nick Troemel	K	6-0	184	Fr.	HS	Newnan, Ga. / Northgate HS	6	Chris Lewis	WR
30	AJ Swanson	CB	5-10	182	Fr.	HS	Pensacola, Fla. / West Florida Tech HS	2	Deyunkrea Lewis	TE
31	Raymond Cutts	BAN	6-3	243	Jr.	TR	Orlando, Fla. / Garden City CC	46	Zach Long	K
32	Phillip Lee	BAN	6-4	219	So.	1L	Jacksonville, Fla. / First Coast HS	15	Jordan Lovett	RB
33	Rondell Cole	SPR	6-3	197	Sr.	SQ	Harvest, Ala. / Mississippi College	25	Robert Marsh	WR
34	Tavares Williams Jr.	CB	5-10	184	R-Fr.	RS	Gainesville, Fla. / Buchholz HS	20	Asa Martin	RB
35	Malaki Pegues	BAN	6-4	212	Fr.	HS	Oxford, Miss. / Oxford HS	42	Blake Matthews	LB
36	Gage Theus	K	5-11	165	So.	TR	Andalusia HS / South Alabama	55	Tavon Matthews	OL
36	Tyre Young	CB	6-0	176	Fr.	HS	Kingsland, Ga. / Camden County HS	10	Jayden McDonald	LB
37	KC Bradford	S	5-11	188	Fr.	HS	Troy, Ala. / Pike Liberal Arts School	22	Tae Meadows	RB
38	Christian Nunnery	RB	5-8	190	Fr.	HS	Destrehan, Ala. / Destrehan HS	95	Luis Medina	DE
38	Tye Pouncey	CB	6-0	173	Jr.	SQ	Birmingham, Ala. / Pinson Valley HS	57	Noah Mercer	OL

# NUMERICAL ROSTER | GAME EIGHT

No.	Name	Pos.	Ht.	Wt.	Yr.	Exp.	Hometown/Last School	No.	Name	Pos.
39	Riley Slaughter	LB	6-1	225	R-Fr.	RS	Roswell, Ga. / Roswell HS	24	LaBarryon Moore	S
40	Scott Taylor Renfroe	K	6-1	198	So.	1L	Troy, Ala. / Pike Liberal Arts School	38	Christian Nunnery	RB
41	Will Spain	LS	5-11	218	R-So.	TR	Memphis, Tenn. / Austin Peay	89	Clayton Ollendieck	TE
42	Blake Matthews	LB	6-3	209	R-Fr.	RS	Bremen, Ga. / Bremen HS	93	Jaden Palms	DT
43	Elliot Janish	P	6-4	203	Jr.	TR	Midwest City, Okla. / Langston	23	Landon Parker	WR
43	Azlan Williams	LB	5-11	186	So.	HS	Milbrook, Ala. / East Memorial Christian	35	Malaki Pegues	BAN
44	Jordan Stringer	LB	6-2	219	So.	1L	Augusta, Ga. / Laney HS	92	Julian Peterson	DT
44	Alex Cash	TE	6-4	220	Fr.	HS	Opelika, Ala. / Lee-Scott Academy	1	Dell Pettus	S
45	Luke Hodge	LB	6-1	225	R-Fr.	RS	Oneonta, Ala. / Oneonta HS	52	Elijah Philippe	OL
46	Zach Long	K	6-3	191	So.	1L	Tampa, Fla. / Hillsborough HS	97	AJ Pierce	DT
46	Nic Floyd	CB	6-2	180	Fr.	HS	Eufaula, Ala. / Eufaula HS	38	Tye Pouncey	CB
47	Anthony Butler	BAN	6-3	205	Jr.	TR	Pelham, Ala. / Culver Stockton	25	Justin Powe	S
48	Robert Cole	P	5-10	215	Jr.	TR	Coral Springs, Fla. / NM Military Institute	58	Elijah Prather	OL
49	Tyce Khatri	FB	6-0	235	Fr.	HS	Prattville, Ala. / Prattville HS	90	Ty'Quarius Perry	DT
50	Boaz Stanley	OL	6-4	300	So.	TR	Bogart, Ga. / Georgia Military	14	Caleb Ransaw	SPR
51	Jackson Stein	DT	6-0	284	So.	TR	Valencia, Calif. / College of the Canyons	96	Kenny Reedy	DT
52	Elijah Philippe	OL	6-7	300	So.	TR	Newark, N.J. / Lackawanna College	40	Scott Taylor Renfroe	K
52	Noah Wright	DE	6-1	250	So.	TR	North August, S.C. / Livingston College	28	Tim Roberson	CB
53	Quentin Skinner	LS	6-0	253	Sr.	1L	Buford, Ga. / LSU	23	Chris Rodgers	SPR
55	Tavon Matthews	OL	6-1	314	Sr.	TR	Woodbridge, Va. / East Tennessee State	4	Marcus Rogers	WR
57	Noah Mercer	OL	6-3	288	Fr.	HS	Marianna, Fla. / Marianna HS	99	Fabian Rogosch	TE
58	Elijah Prather	OL	6-4	283	Fr.	HS	LaVergne, Tenn. / LaVergne HS	7	Devonte Ross	WR
59	Derrick Keith	OL	6-5	283	Fr.	HS	Murfreesboro, Tenn. / Riverdale HS	66	Eli Russ	OL
62	Billy Gilmore	OL	6-3	329	Fr.	HS	Irvington, Ala. / Alma Bryant HS	85	Eric Shaw	BAN
63	Carson Burt	OL	6-5	293	Jr.	3L	Fort Payne, Ala. / Fort Payne HS	13	JD Sherrod	QB
65	Tyler Cappi	OL	6-3	302	R-Fr.	RS	Priceville, Ala. / Priceville HS	53	Quentin Skinner	LS
66	Eli Russ	OL	6-4	319	So.	TR	Ardmore, Okla. / Oklahoma State	39	Riley Slaughter	LB
67	Grant Betts	OL	6-3	289	Sr.	5L	Spanish Fort, Ala. / Spanish Fort HS	69	Colby Smith	OL
69	Colby Smith	OL	6-8	341	So.	TR	Reidsville, N.C. / Auburn	6	Javon Solomon	DE
71	Kyler Gibson	OL	6-5	300	R-Fr.	RS	Munford, Ala. / Munford HS	41	Will Spain	LS
72	Obatara Idolor	OL	6-4	290	Fr.	HS	Dothan, Ala. / Dothan HS	50	Boaz Stanley	OL
73	Tyler Bell	OL	6-2	320	Fr.	HS	Memphis, Tenn. / Lausanne Collegiate HS	19	Darrell Starling	SPR
74	Daniel King	OL	6-5	335	Jr.	1L	Cairo, Ga. / Georgia Military College	51	Jackson Stein	DT
75	Kobe Williams	OL	6-4	305	So.	1L	Bixby, Okla. / NE Oklahoma A&M	2	Reddy Steward	CB
77	Derrick Graham	OL	6-4	314	So.	3L	Lake Minneola, Fla. / Lake Minneola HS	11	Deshon Stoudemire	WR
78	Jeremiah Frazier	OL	6-3	326	R-So.	1L	Pike Road, Ala. / Tennessee State	44	Jordan Stringer	LB
79	Blake Austin	OL	6-4	304	Jr.	TR	Johnson City, Tenn. / East Tennessee State	30	AJ Swanson	CB
80	Luke Harkless	WR	5-10	168	Fr.	HS	Montgomery, Ala. / Montgomery Catholic	3	Keyshawn Swanson	S
81	Robert Bruce	WR	5-11	171	R-So.	RS	Park Crossing, Ala. / Hudson Valley CC	24	Damien Taylor	RB
82	Jackson Thomas	WR	6-3	188	Fr.	HS	Millbrook, Ala. / Stanhope Elmore HS	29	Jack Tchienchou	S
83	DJ Epps	WR	6-1	179	R-Fr.	RS	Seale, Ala. / Russell County HS	36	Gage Theus	K
84	Caleb Chappelle	WR	5-10	180	So.	TR	The Woodlands, Texas / Blinn CC	82	Jackson Thomas	WR
85	Eric Shaw	BAN	6-5	214	So.	1L	Reeltown, Ala. / South Carolina	12	Terry Thomas	LB
86	Jackson Worley	TE	6-4	225	Fr.	HS	West Palm Beach, Fla. / The King's Academy	13	TJ Thompson	LB
87	Colton Walls	LS/TE	6-3	225	Fr.	HS	Millbrook, Ala. / Stanhope Elmore HS	30	Nick Troemel	K
88	Brody Dalton	TE	6-5	250	So.	TR	Fyffe, Ala. / UAB	28	Kimani Vidal	RB
89	Clayton Ollendieck	TE	6-4	235	Jr.	2L	Cresco, Iowa / Iowa Central CC	87	Colton Walls	LS/TE
90	Ty'Quarius Perry	DE	6-2	287	Fr.	HS	Birmingham, Ala. / Jackson-Olin HS	18	Gunnar Watson	QB
91	Deshaun Batiste	DE	6-2	261	Fr.	HS	New Orleans, La. / John F Kennedy HS	43	Azlan Williams	LB
92	Julian Peterson	DT	6-3	303	So.	1L	Pinson, Ala. / Pinson Valley HS	21	Jarris Williams	RB
93	Jaden Palms	DT	6-1	290	So.	HS	Chickasaw, Ala. / Chickasaw HS	75	Kobe Williams	OL
95	Luis Medina	DE	6-1	283	R-So.	3L	Summerville, Ga. / Chattooga HS	34	Tavares Williams Jr.	CB
96	Kenny Reedy	DT	6-1	283	R-Fr.	TR	Savannah, Ga. / Army	86	Jackson Worley	TE
97	AJ Pierce	DT	6-1	315	Sr.	4L	Dothan, Ala. / Northview HS	52	Noah Wright	DE
98	T.J. Jackson	DE	6-1	275	Jr.	2L	Millbrook, Ala. / Stanhope Elmore HS	18	Damaje Yancey	CB
99	Fabian Rogosch	TE	6-5	249	R-Fr.	RS	Hamburg, Germany / Hamburg	36	Tyre Young	CB

# GAME EIGHT | ROSTER BREAKDOWN

## QUARTERBACKS

9	Goose Crowder	QB	6-2	214	So.	TR	Gardendale, Ala. / West Virginia
10	Tucker Kilcrease	QB	6-1	207	R-Fr.	RS	Brantley, Ala. / Brantley HS
13	JD Sherrod	QB	6-2	201	Fr.	HS	Memphis, Tenn. / Briarcrest Christian HS
17	Jameson Holcomb	QB	6-2	170	R-Fr.	RS	Murfreesboro, Tenn. / Riverdale HS
18	Gunnar Watson	QB	6-3	210	Sr.	5L	Butler, Ga. / Taylor County HS

## RUNNING BACKS

15	Jordan Lovett	RB	5-10	196	Fr.	HS	Statesboro, Ga. / Statesboro HS
20	Asa Martin	RB	5-11	205	Sr.	TR	Courtland, Ala. / Memphis
21	Jarris Williams	RB	5-10	194	So.	1L	Mobile, Ala. / Blount HS
22	Tae Meadows	RB	5-10	194	R-Fr.	R-HS	Roanoke, Ala. / Handley HS
24	Damien Taylor	RB	5-10	214	So.	2L	Northport, Ala. / Tuscaloosa County HS
26	DeWhitt Betterson Jr.	RB	6-0	204	R-Fr.	RS	Ocala, Fla. / Vanguard HS
28	Kimani Vidal	RB	5-8	215	Jr.	3L	Marietta, Ga. / Marietta HS
38	Christian Nunnery	RB	5-8	190	Fr.	HS	Destrehan, Ala. / Destrehan HS

## WIDE RECEIVERS

1	Jabre Barber	WR	5-10	174	Jr.	3L	Dothan, Ala. / Dothan HS
4	Marcus Rogers	WR	6-3	211	R-Sr.	3L	Smyrna, Ga. / Iowa Western CC
6	Chris Lewis	WR	6-4	204	So.	TR	Pleasant Grove, Ala. / Kentucky
7	Devonte Ross	WR	5-11	162	So.	1L	Cartersville, Ga. / Cartersville HS
11	Deshon Stoudemire	WR	6-1	186	Sr.	2L	Stone Mountain, Ga. / Iowa Western CC
12	MJ Johnson	WR	5-8	171	Fr.	HS	Enterprise, Ala. / Enterprise HS
16	Peyton Higgins	WR	5-10	176	So.	2L	Florence, Ala. / Mars Hill Bible School
23	Landon Parker	WR	6-3	204	Sr.	TR	Concord, N.C. / Wofford
25	Robert Marsh	WR	5-7	148	So.	SQ	Phenix City, Ala. / Central HS
27	TJ Booker	WR	6-1	185	Fr.	HS	Atlanta, Ga. / West Lake HS
80	Luke Harkless	WR	5-10	168	Fr.	HS	Montgomery, Ala. / Montgomery Catholic
81	Robert Bruce	WR	5-11	171	R-So.	RS	Park Crossing, Ala. / Hudson Valley CC
82	Jackson Thomas	WR	6-3	188	Fr.	HS	Millbrook, Ala. / Stanhope Elmore HS
83	DJ Epps	WR	6-1	179	R-Fr.	RS	Seale, Ala. / Russell County HS
84	Caleb Chappelle	WR	5-10	180	So.	TR	The Woodlands, Texas / Blinn CC

## TIGHT ENDS/FULLBACKS


2	Deyunkrea Lewis	TE	6-3	245	Jr.	3L	Montgomery, Ala. / Lee HS
14	Ethan Conner	TE	6-4	225	Jr.	TR	Columbus, Miss. / East Mississippi CC
44	Alex Cash	TE	6-4	220	Fr.	HS	Opelika, Ala. / Lee-Scott Academy
49	Tyce Khatri	FB	6-0	235	Fr.	HS	Prattville, Ala. / Prattville HS
86	Jackson Worley	TE	6-4	225	Fr.	HS	West Palm Beach, Fla. / The King's Academy
87	Colton Walls	LS/TE	6-3	225	Fr.	HS	Millbrook, Ala. / Stanhope Elmore HS
88	Brody Dalton	TE	6-5	250	So.	TR	Fyffe, Ala. / UAB
89	Clayton Ollendieck	TE	6-4	235	Jr.	2L	Cresco, Iowa / Iowa Central CC
99	Fabian Rogosch	TE	6-5	249	R-Fr.	RS	Hamburg, Germany / Hamburg

## OFFENSIVE LINE

50	Boaz Stanley	OL	6-4	300	So.	TR	Bogart, Ga. / Georgia Military
52	Elijah Philippe	OL	6-7	300	So.	TR	Newark, N.J. / Lackawanna College
55	Tavon Matthews	OL	6-1	314	Sr.	TR	Woodbridge, Va. / East Tennessee State
57	Noah Mercer	OL	6-3	288	Fr.	HS	Marianna, Fla. / Marianna HS
58	Elijah Prather	OL	6-4	283	Fr.	HS	LaVergne, Tenn. / LaVergne HS
59	Derrick Keith	OL	6-5	283	Fr.	HS	Murfreesboro, Tenn. / Riverdale HS
62	Billy Gilmore	OL	6-3	329	Fr.	HS	Irvington, Ala. / Alma Bryant HS
63	Carson Burt	OL	6-5	293	Jr.	3L	Fort Payne, Ala. / Fort Payne HS
65	Tyler Cappi	OL	6-3	302	R-Fr.	RS	Priceville, Ala. / Priceville HS
66	Eli Russ	OL	6-4	319	So.	TR	Ardmore, Okla. / Oklahoma State
67	Grant Betts	OL	6-3	289	Sr.	5L	Spanish Fort, Ala. / Spanish Fort HS
69	Colby Smith	OL	6-8	341	So.	TR	Reidsville, N.C. / Auburn
71	Kyler Gibson	OL	6-5	300	R-Fr.	RS	Munford, Ala. / Munford HS
72	Obatara Idolor	OL	6-4	290	Fr.	HS	Dothan, Ala. / Dothan HS
73	Tyler Bell	OL	6-2	320	Fr.	HS	Memphis, Tenn. / Lausanne Collegiate HS
74	Daniel King	OL	6-5	335	Jr.	1L	Cairo, Ga. / Georgia Military College
75	Kobe Williams	OL	6-4	305	So.	1L	Bixby, Okla. / NE Oklahoma A&M
77	Derrick Graham	OL	6-4	314	So.	3L	Lake Minneola, Fla. / Lake Minneola HS
78	Jeremiah Frazier	OL	6-3	326	R-So.	1L	Pike Road, Ala. / Tennessee State
79	Blake Austin	OL	6-4	304	Jr.	TR	Johnson City, Tenn. / East Tennessee State

## TROY COACHING STAFF

### GAME LOCATION



**JON SUMRALL**  
HEAD COACH


-----  
SIDELINE

### OFFENSE




**GARY BANKS**  
WIDE RECEIVERS

-----  
SIDELINE



**JOE BERNARDI**  
OFFENSIVE LINE

-----  
SIDELINE




**JOE CRADDOCK**  
OC / QB

-----  
SIDELINE



**BROCK HAYS**  
RUNNING BACKS

-----  
SIDELINE



**EVAN MCKISACK**  
TIGHT ENDS

-----  
PRESS BOX

## DEFENSIVE LINE

0	Jamarcus Chatman	DE	6-2	267	Sr.	2L	Rome, Ga. / Florida State
4	Buddha Jones	DT	6-3	317	Sr.	2L	Tallahassee, Fla. / Kent State
6	Javon Solomon	DE	6-2	249	Jr.	4L	Tallahassee, Fla. / Godby HS
9	Richard Jibunor	BAN	6-3	229	Sr.	3L	Delta State, Nigeria / Auburn
15	Zach Edwards	DE	6-3	280	Jr.	TR	Starkville, Miss. / Louisville
31	Raymond Cutts	BAN	6-3	243	Jr.	TR	Orlando, Fla. / Garden City CC
32	Phillip Lee	BAN	6-4	219	So.	1L	Jacksonville, Fla. / First Coast HS
35	Malaki Pegues	BAN	6-4	212	Fr.	HS	Oxford, Miss. / Oxford HS
47	Anthony Butler	BAN	6-3	205	Jr.	TR	Pelham, Ala. / Culver Stockton
51	Jackson Stein	DT	6-0	284	So.	TR	Valencia, Calif. / College of the Canyons
52	Noah Wright	DE	6-1	250	So.	TR	North August, S.C. / Livingston College
85	Eric Shaw	BAN	6-5	214	So.	1L	Reeltown, Ala. / South Carolina
90	Ty'Quarius Perry	DE	6-2	287	Fr.	HS	Birmingham, Ala. / Jackson-Olin HS
91	Dashaun Batiste	DE	6-2	261	Fr.	HS	New Orleans, La. / John F Kennedy HS
92	Julian Peterson	DT	6-3	303	So.	1L	Pinson, Ala. / Pinson Valley HS
93	Jaden Palms	DE	6-1	290	So.	HS	Chickasaw, Ala. / Chickasaw HS
95	Luis Medina	DE	6-1	283	R-So.	3L	Summerville, Ga. / Chattooga HS
96	Kenny Reedy	DT	6-1	283	R-Fr.	TR	Savannah, Ga. / Army
97	AJ Pierce	DE	6-1	315	Sr.	4L	Dothan, Ala. / Northview HS
98	T.J. Jackson	DE	6-1	275	Jr.	2L	Millbrook, Ala. / Stanhope Elmore HS

## LINEBACKERS

10	Jayden McDonald	LB	6-0	227	R-Jr.	3L	Suwanee, Ga. / Iowa
12	Terry Thomas	LB	6-0	214	So.	1L	Childersburg, Ala. / Childersburg HS
13	TJ Thompson	LB	6-0	226	So.	TR	Bolton, Miss. / East Central CC
20	Keyshawn Campbell	LB	6-0	207	Fr.	HS	Vero Beach, Fla. / Vero Beach HS
22	Steven Cattledge	LB	6-3	230	Jr.	TR	Columbus, Miss. / East Mississippi CC
24	Blake Matthews	LB	6-3	209	R-Fr.	RS	Bremen, Ga. / Bremen HS
39	Riley Slaughter	LB	6-1	225	R-Fr.	RS	Roswell, Ga. / Roswell HS
43	Azlan Williams	LB	5-11	186	So.	HS	Millbrook, Ala. / East Memorial Christian
44	Jordan Stringer	LB	6-2	219	So.	1L	Augusta, Ga. / Laney HS
45	Luke Hodge	LB	6-1	225	R-Fr.	RS	Oneonta, Ala. / Oneonta HS

## CORNERBACKS

2	Reddy Steward	CB	5-11	178	Sr.	4L	Decatur, Ala. / Austin HS
5	Don Callis	CB	6-0	184	Sr.	TR	Los Angeles, Calif. / East Central Oklahoma
11	O'shai Fletcher	CB	5-11	172	Sr.	5L	Huntsville, Ala. / Randolph School
18	Damaje Yancey	CB	6-1	189	Jr.	TR	Long Beach, Calif. / Southern Utah
21	LJ Green	CB	5-10	159	Fr.	HS	Montgomery, Ala. / Montgomery Catholic
28	Tim Roberson	CB	6-0	184	Fr.	HS	Valdosta, Ga. / Valdosta HS
30	AJ Swanson	CB	5-10	182	Fr.	HS	Pensacola, Fla. / West Florida Tech HS
36	Tyre Young	CB	6-0	176	Fr.	HS	Kingsland, Ga. / Camden County HS
38	Tye Pouncey	CB	6-0	173	Jr.	SQ	Birmingham, Ala. / Pinson Valley HS
46	Nic Floyd	CB	6-2	180	Fr.	HS	Eufaula, Ala. / Eufaula HS


## SAFETIES / SPEARS

1	Dell Pettus	S	5-11	205	Sr.	4L	Harvest, Ala. / Sparkman HS
3	Keyshawn Swanson	S	5-11	187	Jr.	2L	Pensacola, Fla. / Akron
7	Reggie Bracy	S	6-0	196	Jr.	TR	Mobile, Ala. / Iowa
8	Irshaad Davis	S	5-9	189	Sr.	TR	Carol City, Fla. / Alabama State
14	Caleb Ransaw	CB	6-0	197	Jr.	2L	Harvest, Ala. / Sparkman HS
16	Dasheen Jackson	S	6-1	210	Jr.	TR	Columbus, Ga. / Hutchinson CC
17	Carloss Crawford	S	6-2	192	Sr.	3L	Memphis, Tenn. / Coffeyville CC
19	Darrell Starling	SPR	6-1	216	R-So.	3L	Pelham, Ga. / Pelham HS
23	Chris Rodgers	SPR	6-2	216	Fr.	HS	Corinth, Miss. / Corinth HS
25	Justin Powe	S	6-0	201	R-Fr.	RS	Mobile, Ala. / Davidson HS
26	Dorion Jackson	S	6-2	198	Fr.	HS	Wetumpka, Ala. / Wetumpka HS
27	John Butler	S	6-0	181	So.	1L	Sebastian River, Fla. / Sebastian River HS
29	Jack Tchienchou	S	5-10	182	Fr.	HS	Atlanta, Ga. / Saint Pius X HS
33	Rondell Cole	SPR	6-3	197	Sr.	SQ	Harvest, Ala. / Mississippi College
34	Tavares Williams Jr.	S	5-10	184	R-Fr.	RS	Gainesville, Fla. / Buchholz HS
37	KC Bradford	S	5-11	188	Fr.	HS	Troy, Ala. / Pike Liberal Arts School
42	LaBarryon Moore	S	6-0	180	Fr.	HS	McCalla, Ala. / McAdory HS

## SPECIALISTS

30	Nick Troemel	K	6-0	184	Fr.	HS	Newnan, Ga. / Northgate HS
36	Gage Theus	K	5-11	165	So.	TR	Andalusia HS / South Alabama
40	Scott Taylor Renfroe	K	6-1	198	So.	1L	Troy, Ala. / Pike Liberal Arts School
41	Will Spain	LS	5-11	218	R-So.	TR	Memphis, Tenn. / Austin Peay
43	Elliot Janish	P	6-4	203	Jr.	TR	Midwest City, Okla. / Langston
46	Zach Long	K	6-3	191	So.	1L	Tampa, Fla. / Hillsborough HS
48	Robert Cole	P	5-10	215	Jr.	TR	Coral Springs, Fla. / NM Military Institute
53	Quentin Skinner	LS	6-0	253	Sr.	1L	Buford, Ga. / LSU
87	Colton Walls	LS/TE	6-3	225	Fr.	HS	Millbrook, Ala. / Stanhope Elmore HS

## DEFENSE



**GREG GASPARATO**  
DC / SAFETIES

-----  
SIDELINE



**BAM HARDMON**  
BANDITS/ OLB

-----  
PRESS BOX




**ERIC MCDANIEL**  
DEFENSIVE LINE

-----  
SIDELINE



**TRAVIS PEARSON**  
CORNERBACKS

-----  
SIDELINE



**TAYLER POLK**  
LINEBACKER

-----  
SIDELINE

## SPECIAL TEAMS



**JAMES VOLLONO**  
ANALYST

-----  
SIDELINE



# JON SUMRALL

## SECOND SEASON (17 - 4)

### PERSONAL

**Birth day:** July 5, 1982  
**Age:** 41  
**Hometown:** Huntsville, Ala.  
**Education:** Kentucky (B.S. - Finance 2005)  
**Wife:** Ginny (Nixon)  
**Children:** Sam, Sadie, Stella, Selah

### COACHING EXPERIENCE

2023 - Troy (Head Coach)	5-2
2022 - Troy (Head Coach)	12-2
2021 - Kentucky (Co-Defensive Coord. / ILB)	10-3*
2020 - Kentucky (Co-Defensive Coord. / ILB)	5-6*
2019 - Kentucky (Inside Linebackers)	8-5*
2018 - Ole Miss (Linebackers)	5-7
2017 - Troy (Asst. HC / Linebackers / ST)	11-2*
2016 - Troy (Asst. HC / Linebackers / ST)	10-3*
2015 - Troy (Asst. HC / Linebackers / ST)	4-8
2014 - Tulane (Co-Defensive Coord. / LB)	3-9
2013 - Tulane (Co-Defensive Coord. / DL)	7-6*
2012 - Tulane (Co-Defensive Coord. / DL)	2-10
2011 - San Diego (Asst. HC / Def. Coord. / LB)	9-2
2010 - San Diego (Asst. HC / Def. Coord. / LB)	5-6
2009 - San Diego (Defensive Line)	4-7
2008 - San Diego (Defensive Line)	9-2
2007 - San Diego (Defensive Line)	9-2
2006 - Kentucky (Graduate Assistant)	8-5*
2005 - Kentucky (Graduate Assistant)	3-8

### BOWL HISTORY

Year	Bowl	Opponent	Result
2022	Cure	UTSA	W, 18-12
2021	Citrus	Iowa	W, 20-17
2020	Gator	NC State	W, 23-21
2019	Belk	Virginia Tech	W, 27-24
2017	New Orleans	North Texas	W, 50-30
2016	Dollar General	Ohio	W, 28-23
2013	New Orleans	Louisiana	L, 21-24
2006	Music City	Clemson	W, 28-20

After leading Troy to the best season in its FBS history, Jon Sumrall returns for his second season as head coach. He was named Troy's football head coach on December 2, 2021. Sumrall returns to Troy after spending three seasons (2015-17) as the assistant head coach on Neal Brown's staff.

His first season at Troy couldn't have been scripted any better as the Trojans posted a 12-2 record, won the Sun Belt Conference championship, ended the season on an 11-game winning streak – second only to National Champion Georgia – won the only bowl matchup pitting two conference champions by defeating UTSA in the Cure Bowl.

It was a season of firsts for the Trojans under Sumrall in 2022, as Troy finished the season ranked in a major poll for the first time in program history, checking in at No. 19 in the AP Top 25 and No. 20 in the USA Today/Coaches Poll. Additionally, Troy's appearance in the Coaches Poll and College Football Playoff Poll after its Sun Belt Championship Game victory were also firsts for the program.

Troy hosted and appeared in the Sun Belt Championship Game for the first time and reached the 12-win mark at the FBS level for the first time.

Sumrall was named the Sun Belt Conference Coach of the Year and Carlton Martial, who Sumrall recruited as a walk-on during his days as an assistant coach, was named the Sun Belt Defensive Player of the Year after he broke the NCAA FBS record for career tackles, in addition to Sun Belt and Troy career tackle marks.

Troy paced the Sun Belt with six first team selections in 2022, and Martial became the first offensive or defensive player to become a four-time All-Sun Belt First Team selection in league history.

Known as a defensive mastermind, Sumrall's first defensive installment at Troy did not disappoint. Troy held all 14 of its opponents to under their season average in scoring, including three of the top 25 scoring teams in the country – UTSA, Western Kentucky and App State. The Trojans limited UTSA to just 10 offensive points in the Cure Bowl, with three of those 10 points coming on a 4-play, 7-yard drive following a turnover; the Roadrunners entered the game averaging 38.7 points per game.

The Trojans held eight of its 14 opponents scoreless in the fourth quarter and allowed an average of just 3.64 points in the final 15 minutes of the game. Additionally, Troy ranked eighth nationally in turnovers gained, 14th in sacks, eighth in scoring defense, 19th in total defense and 24th in rushing defense.

Offensively, Kimani Vidal became the 11th 1,000-yard rusher in program history, while center Jake Andrews was selected by the New England Patriots in the 4th Round of the NFL Draft, Troy's first draft pick in six seasons. Andrews was invited to the NFL Combine while he and Martial played in the Senior Bowl. Additionally, left tackle Austin Stidham was a finalist for the Campbell Trophy and earned Academic All-America honors for the third time in his career.

Promoted to co-defensive coordinator on Mark Stoops' staff at Kentucky prior to the 2021 season, Sumrall coached the Wildcats' inside linebackers for the squad that finished the season with a 10-3 record and

ranked as high as No. 22 in the country. Kentucky finished second in the SEC East, marking the first time since the league split into divisions in 1992 that UK ended the season in sole possession of second place in the East. The Wildcats allowed 17 or fewer points in seven of its 12 games in 2021 and held No. 1 Georgia to its second-lowest offensive output of the season.

Kentucky finished with the nation's No. 25 defense in addition to ranking third in fourth-down defense, 20th in rushing defense and 13th in defensive touchdowns.

During his first tenure at Troy, Sumrall helped lead the Trojans to a pair of bowl victories, the school's first since 2010, the 2017 Sun Belt Conference title, and a stunning victory at LSU.

In his first season at Troy, the Trojans finished with the second-best turnaround nationally in opponent 3rd-down percentage (14.62 percent), the fourth-best turnaround in yards per play allowed (-1.13), the fifth-best improvement in tackles for loss per game (2.59) and 16th-best improvement in total defense (-62.7).

Troy held opponents to 391.2 yards per game, an improvement of 62.8 yards from the previous season and under 400 yards for the first time since the 2008 season. The Trojans scored five defensive touchdowns, the third-most in the country and most by a Troy team since 2004.

Troy finished the 2016 season 10-3 with a victory in the Dollar General Bowl, the first top-25 ranking in school and Sun Belt Conference history and the best win-improvement in the country.

Sumrall departed Troy for Ole Miss before the 2018 season and returned to his alma mater in Lexington, Kentucky the following year.

UK's defense kept every opponent at or below 30 points, the first time the Wildcats have done that since 1979. UK ended the season with a thrilling win over Virginia Tech in the Belk Bowl, UK's fourth straight bowl appearance.

Sumrall was a three-year letterwinner at middle linebacker at Kentucky from 2002-04. He started every game in 2004, leading the Wildcats with 72 tackles. He also excelled off the field as he was named to the SEC Academic Honor Roll and was selected to the Frank G. Ham Society of Character. After earning his degree in finance in 2005, Sumrall served as a graduate assistant for the Wildcats during the 2005 and 2006 seasons under head coach Rich Brooks.

He left Kentucky in 2007 and spent five seasons under head coach Ron Caragher in various positions at San Diego, including defensive coordinator during his final two seasons. He served as the defensive line coach, recruiting coordinator and camp coordinator for the first three years before assuming the defensive coordinator and linebackers coaching role in 2010. During his final season with the Toreros, Sumrall was promoted to assistant head coach.

Before joining the Troy staff in 2015, Sumrall spent three seasons at Tulane (2012-14), where he coached the defensive line the first two seasons before coaching the linebackers his final season.

He is married to the former Ginny Nixon, also of Huntsville, and the couple has four children, Sam, Sadie, Stella and Selah.

## SUMRALL BY THE NUMBERS

<b>Category</b> .....	<b>Record</b>
Overall Record .....	17-4
Home .....	10-1
Away .....	6-3
Neutral.....	1-0
Day (Start Prior to 6 p.m) .....	11-3
Night (Start after 6 p.m.) .....	6-1
vs. Coaches Ranked .....	1-2
vs. Coaches Top 10 .....	0-0
vs. FBS.....	15-4
vs. FCS.....	2-0
vs. Teams from Alabama .....	2-0
vs. Sun Belt .....	10-2
vs. C-USA .....	3-0
vs. SWAC.....	1-0
vs. SEC.....	0-1
vs. UAC.....	1-0
vs. Big 12.....	0-1
More Than Seven Days to Prepare .....	3-1
Less Than Seven Days to Prepare .....	1-0
Outrushing Opponent .....	12-0
Outrushed by Opponent .....	5-4
Rushing for 200 Yards .....	5-0
Rushing for 300 Yards .....	2-0
Opponent Less Than 100-yards Rushing .....	10-0
Outpassing Opponent .....	11-3
Outpassed by Opponent .....	6-1
Passing for 300-399 yards.....	3-2
Passing for 400-499 yards.....	1-0
Passing for 500+ yards.....	0-0
Allowing 1-199 Yards Passing .....	10-2
Allowing 200-299 Yards Passing .....	5-2
Allowing 300+ Yards Passing .....	2-0
400-499 Total Offense .....	7-0
500-599 Total Offense .....	4-0
600+ Total Offense.....	0-0
More Total Offense than Opponent .....	13-1
Same Total Offense as Opponent .....	0-0
Less Total Offense than Opponent .....	4-3
Allowing 399 or Less Total Offense.....	15-2
Allowing 400-499 Total Offense .....	2-2
Allowing 500+ Total Offense .....	0-0
Committing Fewer Turnovers .....	7-2
Committing More Turnovers .....	6-2
Turnovers are even .....	4-0
Less than 30:00 of Time of Possession .....	7-2
More than 30:00 of Time of Possession .....	10-2
Scoring First .....	10-0
Opponent Scores First .....	7-4
Leading After the 1st Quarter .....	11-0
Trailing After the 1st Quarter .....	2-3
Tied After the 1st Quarter .....	4-1
Leading at Halftime .....	11-1
Trailing at Halftime .....	6-3
Tied at Halftime .....	0-0
Leading After the 3rd Quarter .....	12-0
Trailing After the 3rd Quarter .....	4-4
Tied After the 3rd Quarter .....	1-0
Scoring 0-10 Points .....	2-1
Scoring 11-20 Points .....	4-2
Scoring 21-30 Points .....	4-1
Scoring 31-40 Points .....	4-0
Scoring 41-plus Points .....	3-0
Opponent Scores 0-10 Points .....	7-0
Opponent Scores 11-20 Points .....	6-1
Opponent Scores 21-30 Points .....	4-1
Opponent Scores 31-40 Points .....	0-1
Opponent Scores 41-plus Points .....	0-1
Decided by 3 or fewer points .....	3-1
Decided by 4-7 points.....	4-1
Decided by 8-10 points.....	1-0
Decided by 11-19 points.....	4-1
Decided by 20-Plus points .....	5-1
Individual 100-yard Rusher.....	8-0
Opponent 100-yard Rusher.....	4-1
Individual 100-yard Receiver .....	8-0
Opponent 100-yard Receiver .....	4-0
Individual 300-yard Passer .....	4-2
Individual 400-yard Passer .....	0-0

## TEAM NOTES

### DEFENDING VETERANS MEMORIAL STADIUM

• Troy has defended its home turf as well as anybody in the state of Alabama and the Sun Belt Conference.

#### Alabama FBS Schools Since 2007:

1. Alabama .....	106-9 (.922)
2. Auburn .....	89-31 (.742)
<b>3. Troy .....</b>	<b>64-28 (.696)</b>
4. UAB .....	49-30 (.620)
5. South Alabama .....	38-32 (.543)

#### Sun Belt Since 2007:

1. James Madison .....	8-1 (.889)
2. Appalachian State .....	48-10 (.828)
3. Georgia Southern .....	40-15 (.727)
4. Arkansas State.....	66-28 (.702)
<b>5. Troy .....</b>	<b>64-28 (.696)</b>
6. Marshall .....	71-32 (.689)
7. Louisiana .....	63-31 (.670)
8. Coastal Carolina .....	25-14 (.641)
9. Old Dominion .....	29-23 (.558)
10. South Alabama.....	38-32 (.543)
11. ULM.....	48-41 (.539)
12. Southern Miss .....	52-46 (.531)
13. Texas State .....	29-39 (.426)
14. Georgia State .....	26-37 (.413)

\* Totals are from FBS seasons only

### TROY'S SUSTAINED SUN BELT SUCCESS

• Troy joined the Sun Belt in 2004.

#### By Sun Belt Wins (Since 2004)

Records reflect games vacated by NCAA

<b>1. Troy .....</b>	<b>93-55</b>
2. Arkansas State.....	80-62
Louisiana .....	80-55
4. ULM.....	65-84
5. Appalachian State .....	58-17
6. Georgia Southern .....	42-33
7. Middle Tennessee % .....	39-29
8. South Alabama.....	35-55
9. Georgia State .....	33-49
10. Coastal Carolina .....	28-24
11. Florida Atlantic % .....	26-34
12. North Texas % .....	23-44
FIU % .....	23-37
14. Texas State .....	22-61
15. Western Kentucky % .....	17-22
16. Idaho % .....	15-24
17. New Mexico State & .....	14-25
18. James Madison .....	10-2
19. Marshall .....	6-5
20. Old Dominion .....	5-7
21. Southern Miss .....	4-8
22. Utah State % .....	2-5

#### By Sun Belt Winning Percentage (Since 2004)

Records reflect games vacated by NCAA

1. James Madison .....	.833
2. Appalachian State .....	.773
<b>3. Troy .....</b>	<b>.628</b>
4. Louisiana .....	.593
5. Middle Tennessee % .....	.573
6. Arkansas State.....	.563
7. Georgia Southern .....	.560
8. Marshall .....	.545
9. Coastal Carolina .....	.538
10. ULM.....	.436
Western Kentucky % .....	.436
12. Florida Atlantic % .....	.433
13. Old Dominion .....	.417
14. Georgia State .....	.402
15. South Alabama.....	.388
16. Idaho % .....	.385

17. FIU % .....	.383
18. New Mexico State % .....	.359
19. North Texas % .....	.343
20. Southern Miss .....	.333
21. Utah State % .....	.286
22. Texas State .....	.265

#### By Sun Belt Wins (Overall 2001-present)

Records reflect games vacated by NCAA

<b>1. Troy (2004-pr.) .....</b>	<b>93-55</b>
2. Arkansas State (2001-pr.) .....	89-73
3. Louisiana (2001-pr.) .....	88-66
4. ULM (2001-pr.).....	70-97
5. Appalachian State (2014-pr.).....	58-17
6. Middle Tennessee % (2001-12) .....	50-37
7. Georgia Southern (2014-pr.) .....	42-33
8. North Texas % (2001-12).....	41-45
9. South Alabama (2012-pr.) .....	35-55
10. Georgia State (2013-pr.).....	33-49
11. Coastal Carolina (2017) .....	28-24
12. Florida Atlantic % (2005-12).....	26-34
13. New Mexico State % (2001-04, 14-17).....	25-33
14. Texas State (2013-pr.).....	23-61
FIU % (2005-12) .....	23-37
16. Western Kentucky % (2009-13).....	21-23
17. Idaho % (2001-04, 14-17).....	20-38
18. James Madison (2022) .....	10-2
19. Marshall (2022).....	6-5
20. Utah State % (2003-04).....	5-9
Old Dominion (2022).....	5-7
22. Southern Miss (2022).....	4-8

#### By Winning Percentage (Overall)

Records reflect games vacated by NCAA

1. James Madison .....	.833
2. Appalachian State .....	.773
<b>4. Troy .....</b>	<b>.628</b>
5. Middle Tennessee % .....	.575
Louisiana .....	.571
7. Georgia Southern.....	.560
8. Arkansas State.....	.549
3. Marshall .....	.545
9. Coastal Carolina .....	.538
10. North Texas % .....	.477
Western Kentucky % .....	.477
12. Florida Atlantic % .....	.433
13. New Mexico State % .....	.431
14. ULM.....	.419
15. Georgia State .....	.402
16. FIU % .....	.383
17. South Alabama .....	.388
18. Old Dominion.....	.417
Southern Miss .....	.333
20. Utah State % .....	.357
21. Idaho % .....	.345
22. Texas State .....	.265

% Former Members

### ON THE ROAD IN THE BELT

• Since the 2006 season the Trojans have been among the best in the league on the road in Sun Belt Conference games.

1. James Madison.....	5-1 (.833)
2. Appalachian State.....	26-11 (.703)
3. Louisiana.....	45-22 (.672)
<b>4. Troy .....</b>	<b>41-26 (.612)</b>
5. Marshall.....	3-2 (.600)
6. Georgia Southern .....	18-18 (.500)
Coastal Carolina .....	12-12 (.500)
8. Arkansas State .....	31-32 (.492)
9. Georgia State .....	16-24 (.400)
10. ULM .....	24-45 (.348)
11. Old Dominion .....	2-4 (.333)
Southern Miss.....	2-4 (.333)
13. South Alabama .....	11-33 (.250)
14. Texas State .....	8-31 (.205)

## NCAA RANKINGS (130 TEAMS RANKED)

<b>Offense</b> .....	<b>TROY</b> .....	<b>TXST</b>
Rushing.....	30.....	15
Passing.....	44.....	29
Total.....	25.....	8
Scoring.....	80.....	11
Sacks Allowed.....	63.....	79
Third Down Pct.....	66.....	24
Fourth Down Pct.....	79.....	23

<b>Defense</b> .....	<b>TROY</b> .....	<b>TXST</b>
Rush.....	15.....	94
Pass Efficiency.....	27.....	83
Total.....	10.....	106
Scoring.....	17.....	94
Sacks.....	45.....	25
Tackles for Loss.....	33.....	3
Third Down Pct.....	19.....	124
Fourth Down Pct.....	20.....	49

<b>Returns</b> .....	<b>TROY</b> .....	<b>TXST</b>
Punt.....	104.....	109
Kickoff.....	32.....	14
Punt Coverage.....	59.....	27
Kickoff Coverage.....	80.....	96

<b>Miscellaneous</b> .....	<b>TROY</b> .....	<b>TXST</b>
Net Punting.....	94.....	70
Turnover Margin.....	87.....	75
Turnovers Gained.....	49.....	49
Time of Possession.....	20.....	112

<b>Rushing</b> .....	<b>Rank</b> .....	<b>Stat</b>
TROY..... Kimani Vidal.....	1.....	145.9
TXST..... Ismail Mahdi.....	13.....	103.7

<b>Passing Efficiency</b> .....	<b>Rank</b> .....	<b>Stat</b>
TROY..... Gunnar Watson.....	43.....	144.8
TXST..... TJ Finley.....	18.....	160.5

<b>Passing Yards</b> .....	<b>Rank</b> .....	<b>Stat</b>
TROY..... Gunnar Watson.....	36.....	252.3
TXST..... TJ Finley.....	19.....	277.3

<b>Total Offense</b> .....	<b>Rank</b> .....	<b>Stat</b>
TROY..... Gunnar Watson.....	55.....	244.7
TXST..... TJ Finley.....	32.....	281.7

<b>Receptions</b> .....	<b>Rank</b> .....	<b>Stat</b>
TROY..... Jabre Barber.....	N/A.....	4.1
TXST..... Joey Hobert.....	15.....	6.9

<b>Receiving Yards</b> .....	<b>Rank</b> .....	<b>Stat</b>
TROY..... Jabre Barber.....	69.....	65.0
TXST..... Joey Hobert.....	25.....	87.4

<b>Punting</b> .....	<b>Rank</b> .....	<b>Stat</b>
TROY.....		
TXST.....		

<b>Punt Returns</b> .....	<b>Rank</b> .....	<b>Stat</b>
TROY.....		
TXST..... Joey Hobert.....	45.....	3.6

<b>Kickoff Returns</b> .....	<b>Rank</b> .....	<b>Stat</b>
TROY.....		
TXST..... Ismail Mahdi.....	3.....	31.1

<b>Scoring</b> .....	<b>Rank</b> .....	<b>Stat</b>
TROY..... Scott Taylor Renfroe.....	15.....	9.1
TXST..... Ismail Mahdi.....	23.....	8.6

<b>Sacks</b> .....	<b>Rank</b> .....	<b>Stat</b>
TROY..... Javon Solomon.....	11.....	0.86
TXST..... Ben Ball.....	N/A.....	0.43

<b>Tackles</b> .....	<b>Rank</b> .....	<b>Stat</b>
TROY..... Jayden McDonald.....	N/A.....	6.4
TXST..... Brian Holloway.....	65.....	7.7

<b>Tackles for Loss</b> .....	<b>Rank</b> .....	<b>Stat</b>
TROY.....		
TXST..... Brian Holloway.....	23.....	1.3

<b>Total Interceptions</b> .....	<b>Rank</b> .....	<b>Stat</b>
TROY..... Reddy Steward.....	51.....	2
TXST.....		

## THE SERIES

• Troy and Texas State meet for the 14th time and ninth time as Sun Belt Conference opponents. Troy leads the all-time series 12-1 and have won 11 straight games..

• The 11-game winning streak is tied for the longest against an opponent in school history (Alabama State, 11, 1992-2017) (West Alabama, 11, 1952-62) ... the 11-game winning streak against Alabama State is the only other active one.

• Troy has won the last two meetings by a combined six points (3 ppg) after winning the previous six games by a 26.8 per-game margin during the Sun Belt era of the series.

## UNIFORM COMBOS

• For the eighth straight year, the Trojans have updated their wardrobe. The Trojans have added a new cardinal jersey to their rotation this year.

## 2023 COMBOS

	HELMET	JERSEY	PANTS
Stephen F. Austin	Cardinal	Black	Cardinal
Kansas State	Cardinal	White	White
James Madison	Black	Black	White
Western Kentucky	Silver	Cardinal (A)	Cardinal
Georgia State	Black	White	White
Arkansas State	Cardinal	Cardinal (A)	White
Army	Silver	White	Smoke

## Record When (Under Jon Sumrall):

**Helmet** - Cardinal (5-2), Black (5-1), Silver (7-1)

**Jersey** - Cardinal (6-0), White (5-3), Black (3-1), Smoke (1-0), Cardinal (A) (2-0)

**Pants** - Black (5-0), White (6-3), Cardinal (5-1), Smoke (1-0)

## COMBINED WINS LAST EIGHT SEASONS

• Troy has won a combined 62 games since 2016, which is the 20th most nationally and fifth most among the G5.

Team	16	17	18	19	20	21	22	23	Total
Alabama	14	13	14	11	13	13	11	7	96
Clemson	14	12	15	14	10	9	11	4	90
Georgia	9	13	10	12	8	14	15	7	88
Ohio State	11	12	13	13	7	11	11	7	85
Oklahoma	11	12	12	12	9	11	6	7	80
Notre Dame	4	10	12	11	10	10	9	6	73
Michigan	10	8	10	9	2	11	13	8	72
App State	10	9	11	13	9	10	6	3	71
Penn State	11	11	9	11	4	7	11	6	70
LSU	10	9	8	15	5	6	10	6	69
UCF	6	13	12	10	6	8	9	3	68
Boise State	10	11	10	12	5	7	10	3	68
Wisconsin	11	13	8	10	4	9	7	5	67
Oklahoma State	10	10	7	8	8	12	7	5	67
Iowa	8	8	9	10	6	9	8	6	65
Utah	9	7	9	11	3	10	10	6	65
Washington	12	10	10	8	3	4	11	7	65
Memphis	8	10	8	12	8	6	7	5	64
San Diego St.	7	10	11	10	4	12	7	3	64
<b>Troy</b>	<b>10</b>	<b>11</b>	<b>10</b>	<b>5</b>	<b>5</b>	<b>5</b>	<b>12</b>	<b>5</b>	<b>63</b>
Cincinnati	4	4	11	11	9	13	8	2	63
Louisiana	6	5	7	11	10	13	6	4	62
Oregon	4	7	9	12	4	10	10	5	62

## Group of Five Teams

• Troy's 17 wins over the last two seasons are tied for the seventh most in the country.

1. Georgia	22
2. Michigan	21
3. Washington	18
Ohio State	18
Tulane	18
Alabama	18
<b>7. Troy</b>	<b>17</b>

## IN-SEASON BIRTHDAYS

Kimani Vidal.....	Aug. 28 (22)
Jordan Stringer .....	Aug. 31 (20)
Deyunkrea Lewis .....	Sept. 1 (21)
* Joe Craddock .....	Sept. 7 (38)
* Eric McDaniel.....	Sept. 8 (33)
<b>Devonte Ross.....</b>	<b>Sept. 9 (21)</b>
LJ Green.....	Sept. 14 (18)
<b>Jamarcus Chatman .....</b>	<b>Sept. 16 (23)</b>
Terry Thomas.....	Sept. 18 (22)
Tyler Cappi.....	Sept. 21 (20)
Riley Slaughter.....	Sept. 26 (20)
Grant Betts .....	Sept. 29 (24)
Keyshawn Swanson .....	Sept. 29 (23)
Kyler Gibson.....	Sept. 29 (20)
<b>Dorion Jackson .....</b>	<b>Sept. 30 (19)</b>
<b>Tavares Williams.....</b>	<b>Sept. 30 (20)</b>
Will Spain.....	Oct. 10 (21)
O'shai Fletcher.....	Oct. 19 (24)
Colton Walls .....	Oct. 19 (19)
* Gary Banks.....	Nov. 4 (42)
<b>Julian Peterson .....</b>	<b>Nov. 11 (21)</b>
* Greg Gasparato.....	Nov. 13 (37)
<b>Lab Moore.....</b>	<b>Nov. 25 (19)</b>
Derrick Keith.....	Nov. 27 (20)
Jayden McDonald .....	Nov. 28 (24)
<b>Luke Hodge .....</b>	<b>Dec. 3 (20)</b>
Luis Medina .....	Dec. 6 (22)
Colby Smith .....	Dec. 12 (21)
Tyler Bell.....	Dec. 14 (19)
Deshau Batiste.....	Dec. 16 (20)
Caleb Ransaw .....	Dec. 22 (21)
MJ Johnson.....	Dec. 26 (18)
Billy Gilmore .....	Dec. 29 (19)

\* Denotes Coaching Staff Member

**Bold signifies game day**

## ROSTER MAKEOVER

• It's the new normal in college football, rosters will feature a lot of turnover each year and Troy was no different.

\* All Numbers were based off Aug. 1 rosters

### Most Scholarship Newcomers

1. Colorado	67
2. Arizona State / Texas State	53
<b>8. Troy</b>	<b>39</b>

### Most Transfers

1. Colorado	60
2. Texas State	39
<b>8. Troy</b>	<b>27</b>

### Fewest Returning Players

1. Colorado	25
2. Arizona State	41
3. Texas State	52
<b>4. Troy</b>	<b>57</b>

### Fewest Scholarship Returning Players

1. Colorado	9
2. Arizona State	31
<b>6. Troy</b>	<b>40</b>

## IMPRESSIVE WINNING STREAKS

• Troy saw its 12-game winning streak snapped with its loss at Kansas State on Sept. 9, it was the second longest active streak in the country at the time and the longest by Troy since 1987-88.

• Additionally, Troy's eight-game SBC winning streak (was the third-longest conference winning streak and longest

by a G5 school) and eight-game home winning streak (was the seventh longest and longest at the G5 level) was snapped with the loss to James Madison.

• Troy's 12-game winning streak was tied for the third-longest in Sun Belt history -- Louisiana, 15 (2021-22); App State 13 (2018-19); Coastal Carolina 12 (2019-20).

• Troy is no stranger to winning streaks with Jon Sumrall on staff.

• In 2016, Troy won seven straight games, which was the fourth longest at the time nationally. The Trojans also won the final seven games of the 2017 season to once again sit fourth nationally.

• From 2017 to 2018, Troy won seven straight road games until a loss at Liberty; that streak ranked as the second longest in the country.

## YEAR OF THE TROJANS

• The 2022-23 academic year was strong across the board for all of Troy Athletics.

• Troy and TCU were the only two schools in the country to finish with 12-plus wins in football, 20-plus wins in men's basketball and 40-plus wins in baseball.

• Troy's 11 programs that competed in head-to-head competition finished with a 365-213-7 record, .642 winning percentage.

• Troy's 12 wins in football were the most of any program in the state of Alabama.

## TROJANS VS. RANKED FOES

• The Trojans have faced a nationally-ranked opponent 31 times since moving to the FBS in 2001. Troy is 3-28 all-time against nationally ranked (FBS) opponents.

Year	Opponent	Rank	Result
2001	Nebraska	4	L, 14-42
2001	Miami	1	L, 7-38
2001	Maryland	15	L, 14-47
2002	Nebraska	9	L, 16-31
2002	Iowa State	21	L, 12-42
2003	Kansas State	7	L, 5-41
2003	Nebraska	12	L, 0-30
2004	* Missouri	17	W, 24-14
2004	LSU	17	L, 20-24
2006	Florida State	9	L, 17-24
2006	Nebraska	23	L, 0-56
2007	Arkansas	20	L, 26-46
2007	Florida	3	L, 31-59
2007	Georgia	10	L, 34-44
2008	Ohio State	13	L, 10-28
2008	LSU	19	L, 31-40
2009	Florida	1	L, 6-56
2009	Central Michigan	25	L, 41-44
2010	South Carolina	17	L, 24-69
2011	Arkansas	13	L, 28-38
2014	Georgia	13	L, 0-66
2015	Wisconsin	23	L, 3-28
2016	Clemson	2	L, 24-30
2017	LSU	22	W, 24-21
2018	* Boise State	22	L, 20-56
2019	* App State	22	L, 13-48
2020	BYU	18	L, 7-48
2020	* Coastal Carolina	11	L, 38-42
2021	Coastal Carolina	24	L, 28-35
2021	* Louisiana	24	L, 21-35
2022	Ole Miss	21	L, 10-28
2022	! UTSA	22	W, 18-12
2023	Kansas State	15	L, 13-42

\* Home Game

! Bowl Game

## HOW THE TEAM WAS BUILT

### 2018 Signing Class (4)

Grant Betts, O'shai Fletcher, AJ Pierce, Gunnar Watson

### 2019 Signing Class (3)

Dell Pettus, Javon Solomon, Reddy Steward

### 2020 Signing Class (8)

Jabre Barber, Derrick Graham, T.J. Jackson, Deyunkrea Lewis, Luis Media, Marcus Rogers, Darrell Starling, Kimani Vidal

### 2021 Signing Class (10)

Peyton Higgins, Clayton Ollendieck, Phillip Lee, Julian Peterson, Caleb Ransaw, Scott Taylor Renfro, Deshon Stoudemire, Jordan Stringer, Damien Taylor, Jarris Williams

### 2022 Signing Class (9)

Jeremiah Frazier, Kyler Gibson, Luke Hodge, Tucker Kilcrease, Daniel King, Blake Matthews, Fabian Rogosch, Devonte Ross, Kobe Williams

### 2023 Signing Class (27)

Deshau Batiste, Tyler Bell, Don Callis, Keyshawn Campbell, Steven Cattledge, Ethan Conner, Goose Crowder, Raymond Cutts, Billy Gilmore, LJ Green, Dasheen Jackson, Dorion Jackson, MJ Johnson, Jordan Lovett, Malaki Pegues, Ty'Quarius Perry, Elijah Philippe, Elijah Prather, Tim Roberson, Chris Rodgers, JD Sherrod, Boaz Stanley, Jack Tchienchou, Jackson Thomas, TJ Thompson, Colton Walls, Jackson Worley

### Four-Year Transfers (18)

Blake Austin (ETSU), Jamarcus Chatman (Florida State), Brody Dalton (UAB), Irshaad Davis (Alabama State), Zach Edwards (Louisville), Richard Jibunor (Auburn), Buddha Jones (Kent State), Chris Lewis (Kentucky), Asa Martin (Memphis), Tavon Matthews (ETSU), Jayden McDonald (Iowa), Landon Parker (Wofford), Eli Russ (Oklahoma State), Eric Shaw (South Carolina), Quentin Skinner (LSU), Colby Smith (Auburn), Will Spain (Austin Peay - Walk-on), Damaje Yancey (Southern Utah)

### Walk-Ons Now Scholarship (3)

Carson Burt, Keyshawn Swanson, Terry Thomas

### Walk-Ons (39)

DeWhitt Betterson, TJ Booker, KC Bradford, Robert Bruce, Anthony Butler, John Butler, Tyler Cappi, Alex Cash, Caleb Chappelle, Robert Cole, Rondell Cole, Carlross Crawford, DJ Epps, Nic Floyd, Luke Harkless, Jameson Holcomb, Obatara Idolor, Elliot Janish, Derrick Keith, Tyce Khatri, Zach Long, Robert Marsh, Tae Meadows, Noah Mercer, Lab Moore, Christian Nunnery, Jaden Palms, Tye Pouncey, Justin Powe, Kenny Reedy, Riley Slaughter, Jackson Stein, AJ Swanson, Gage Theus, Nick Troemel, AZ Williams, Tavares Williams, Noah Wright, Tyre Young

## TROJANS IN OVERTIME

Nov. 16, 2002	vs. Utah State	L, 16-19
Oct. 29, 2005	Louisiana	L, 28-31
Dec. 21, 2008	vs Southern Miss	L, 27-30
Jan. 5, 2010	vs Central Michigan	L, 41-44 (2OT)
Oct. 25, 2011	at FIU	L, 20-23
Aug. 31, 2013	vs. UAB	W, 34-31
Oct. 31, 2015	at Appalachian State	L, 41-44 (3OT)
<b>OVERALL</b>		<b>1-6</b>

## BY THE NUMBERS

Overall Record.....	5-2
Sun Belt.....	2-1
Non-Conference.....	3-1
Home.....	3-1
Road.....	2-1
Neutral.....	0-0
Scoring first.....	4-0
Opponent scoring first.....	1-2
Leading after first.....	4-0
Trailing after first.....	1-2
Tied after first.....	0-0
Leading at halftime.....	4-0
Trailing at halftime.....	1-2
Tied at halftime.....	0-0
Leading after third.....	4-0
Trailing after third.....	0-2
Tied after third.....	0-0
Overtime games.....	0-0
Against Top 25.....	0-1
Against Top 15.....	0-1
Against Top 10.....	0-0
On Natural Grass.....	0-0
On Field Turf.....	5-2
Scoring 0-10 points.....	0-0
Scoring 11-20 points.....	1-2
Scoring 21-30 points.....	2-0
Scoring 31-40 points.....	1-0
Scoring 41-50 points.....	1-0
Scoring 51+ points.....	0-0
Allowing 0-10 points.....	3-0
Allowing 11-20 points.....	0-1
Allowing 21-30 points.....	2-0
Allowing 31-40 points.....	0-0
Allowing 41-50 points.....	0-1
Allowing 51+ points.....	0-0
Rushing for 99 or fewer yards.....	0-2
Rushing for 100-199 yards.....	2-0
Rushing for 200-299 yards.....	1-0
Rushing for 300+ yards.....	2-0
Allowing 0-99 rushing yards.....	2-0
Allowing 100-199 rushing yards.....	3-2
Allowing 200-299 rushing yards.....	0-0
Allowing 300+ rushing yards.....	0-0
Passing for 0-99 yards.....	0-0
Passing for 100-199 yards.....	1-1
Passing for 200-299 yards.....	3-0
Passing for 300-399 yards.....	1-1
Passing for 400+ yards.....	0-0
Allowing 0-99 passing yards.....	1-0
Allowing 100-199 passing yards.....	3-1
Allowing 200-299 passing yards.....	1-1
Allowing 300-399 passing yards.....	0-0
Allowing 400+ passing yards.....	0-0
Total offense 0-299 yards.....	0-1
Total offense 300-399 yards.....	0-1
Total offense 400-499 yards.....	2-0
Total offense 500+ yards.....	3-0
Allowing 0-299 yards total offense.....	5-1
Allowing 300-399 yards total offense.....	0-1
Allowing 400-499 yards total offense.....	0-0
Allowing 500+yards total offense.....	0-0
Having 100-yard rusher.....	4-0
Opp. having 100-yard rusher.....	1-0
No turnovers.....	0-0
One turnover.....	3-1
Two turnovers.....	0-1
Three+ turnovers.....	1-1
No takeaways.....	1-1
One takeaway.....	1-1
Two takeaways.....	1-0
Three+ takeaways.....	2-0
More than 30:00 of possession.....	5-1
Less than 30:00 of possession.....	0-1

## POINTS ON THE BOARD

- Troy has been shutout just six times since moving to FBS in 2001 with three of those coming during the 2003 season.

- Troy has only been shutout once (North Texas, 2003) by a non-Power Five school -- the Trojans have played 209 straight games against non-Power Five schools without being shutout.

- Troy was shutout by Georgia, 66-0, on Sept. 20, 2014, which snapped a streak of 99 straight games without being shutout (Nebraska, 56-0, on Sept. 23, 2006).

- Troy's current overall streak stands at 115 games.

## SUN BELT CHAMPS

- Troy's seven Sun Belt championships are the most in conference history; the Red Wolves joined the Sun Belt three seasons before Troy.

### Sun Belt Conference Titles by School

1.	Troy (2006, 07, 08, 09, 10, 17, 22)	7
2.	Arkansas State	6
3.	Appalachian State	4
	North Texas	4
	Louisiana	4
	Middle Tennessee	4
7.	ULM	1
	Georgia Southern	1
	Florida Atlantic	1
	FIU	1
	Coastal Carolina	1

## TROJANS IN FRONT OF BIG CROWDS

- Seventeen of the top 20 attended games in Veterans Memorial Stadium history have come since 2012.

- Troy led the Sun Belt in attendance in 2018 for the first time in program history with an average 24,527 fans per game.

- Troy has set the single-season attendance record three times since 2012.

- Troy averaged 25,661 fans per game during the 2022 season, a new single-season record.

- Troy is expected to welcome its 3-millionth fan during the 2023 season (Arkansas State).

### Largest Veterans Memorial Stadium Crowds

Crowd	Opponent	Date	Result
1.	31,010	Army	11/12/22 W, 10-9
2.	29,612	Boise State	9/1/18 L, 20-56
3.	29,278	Alabama State	9/9/17 W, 34-7
4.	29,013	Mississippi State	9/15/12 L, 24-30
5.	28,179	Stephen F. Austin	9/2/23 W, 48-30
6.	27,514	Marshall	9/24/22 W, 16-7
7.	27,324	Akron	9/23/17 W, 22-17
8.	27,108	Southern Miss	9/14/19 L, 42-47
9.	26,957	Arkansas State	10/7/23 W, 37-3
10.	26,634	James Madison	9/16/23 L, 14-16
11.	26,574	Missouri	9/9/04 W, 24-13
12.	26,437	Arkansas State	9/28/19 L, 43-50
13.	26,265	Alabama State	9/2/06 W, 38-0
14.	26,211	South Alabama	11/6/21 W, 31-24
15.	26,189	Alabama A&M	9/10/22 W, 38-17
16.	26,124	Western Kentucky	9/23/23 W, 27-24
17.	26,017	Southern Miss	10/8/22 W, 27-10
18.	26,000	Marshall	9/27/03 W, 33-24
19.	25,782	Appalachian State	11/12/16 W, 28-14
20.	25,767	Florida A&M	9/8/18 W, 59-7

## Largest Crowds for a Troy Game

Crowd	Opponent	Date	Result
1.	102,989	at Ohio State	9/20/08 L, 10-28
2.	99,879	at LSU	9/30/17 W, 24-21
3.	92,746	at Georgia	11/3/07 L, 34-44
	92,746	at Georgia	9/20/14 L, 0-66
5.	92,103	at LSU	11/15/08 L, 31-40
6.	90,349	at Florida	9/12/09 L, 6-56
7.	90,244	at Florida	9/8/07 L, 31-59
8.	89,493	at LSU	10/23/04 L, 20-24
9.	89,360	at Nebraska	9/15/18 W, 24-19
10.	84,799	at Nebraska	9/23/06 L, 0-56

## TROY PLAYS THE BEST AROUND

- Troy has played the who's who of college football since moving to FBS in 2001.

- Troy has picked up victories over LSU, Nebraska, Oklahoma State, Missouri and Mississippi State and have put the scare into several teams including LSU (leading 31-10 in the fourth quarter in 2008) and Florida State (tied 17-17 with two minutes in fourth quarter in 2006).

### Troy's Power 5 Conference Opponents

Arkansas (4)
Clemson (2)
Duke (2)
Florida (2)
Florida State
Georgia (2)
Georgia Tech
Iowa State
Kansas State (2)
LSU (3)
Maryland
Miami
Minnesota
Mississippi State (5)
Missouri (4)
NC State
Nebraska (5)
Ohio State
Oklahoma State (3)
Ole Miss
South Carolina (4)
Tennessee
Virginia
Wisconsin

## O P5, WHERE ART THOU

- The 2020 season marked the first for Troy since 2000 that the Trojans did NOT play a team from a Power 5 conference. The Trojans were scheduled for a home game against NC State and road game at Tennessee before the ACC & SEC altered their schedule models.

- Troy's meeting with Kansas State in week two is Troy's 18th against a current member of the Big 12 Conference. Troy is 8-9 against the current membership.

- With no SEC team on the schedule in 2023, it marks just the sixth time in 22 seasons since Troy moved to the FBS ranks that the schedule doesn't feature an SEC opponent.

- Troy is 13-54 all-time against the current members of Power 5 conferences ... the only conference that Troy has not played a current or former member from is the Pac 12.

- Troy's last P5 win came in 2018 at Nebraska, while it's last Big 12 win came against Oklahoma State in 2007.

### TROY'S PRO PIPELINE

• Troy is home to the first underclassman to be drafted from the league when Jonathan Massaquoi was selected in the fifth round of the 2012 Draft.

• Massaquoi was the 33rd Trojan to be selected in the NFL Draft and the ninth in Troy's short history in the Sun Belt Conference.

• The Trojans have twice had players taken in the first round of the draft, with Leodis McKelvin (BUF, 11th overall) going in 2008 and DeMarcus Ware (DAL, 11th overall) going in 2005. Troy is also home to the highest selected offensive lineman in Sun Belt history in Antonio Garcia (NE, 85th overall, 2017).

### Former Trojans in the NFL

Player	Team
Jake Andrews	New England Patriots
Shakel Brown	Tennessee Titans (IR)

### Former Trojans in the CFL

Player	Team
Blace Brown	Saskatchewan Roughriders
Jarrett Doege	Edmonton Eskimos
RaJae' Johnson	Toronto Argonauts
Will Sunderland	Hamilton Tigercats
Chandler Worthy	Montreal Alouettes

• Troy players in Super Bowls has been a common sight recently. Since 2003, seven former Trojans have made 10 appearances in a Super Bowl. All told, 11 former Trojans have made 13 total appearance in the Super Bowl.

• Virgil Seay (Washington) 1983 (XVII) & 1984 (XVIII); Jack Peavey (Denver) 1988 (XXII); Kerry Jenkins (Tampa Bay) 2003 (XXXVII); Osi Umenyiora (NY Giants) 2008 (XLII) & 2012 (XLVI); Steve McLendon (Pittsburgh) 2011 (XLV) & (Tampa Bay) 2021 (LVI); Lawrence Tynes (NY Giants) 2012 (XLVI); Jerrel Jernigan (NY Giants) 2012 (XLVI); DeMarcus Ware (Denver Broncos) 2016 (50); Mario Addison (Carolina Panthers) 2016 (50).

### TROJANS WITH DEGREES

• Entering the season, 11 current players have already received their undergraduate degree from Troy.

• The following players have already earned their undergraduate degrees - Blake Austin, Grant Betts, AJ Pierce, Clayton Ollendieck, Dell Pettus, Jamarcus Chatman, Marcus Rogers, Gunnar Watson, Richard Jibunor, Jayden McDonald, O'shai Fletcher.

### TROY IN SEASON OPENERS / HOME OPENERS

• The Trojans are 11-11 in season openers since moving to the FBS in 2001.

• Troy is 54-42-6 all-time in season openers and 19-11 as a NCAA Division I (FCS & FBS) member (1993-present).

• Troy has won four straight home openers and seven of the last eight (Boise State, 2018).

### PLAYS PER GAME

• A look at Troy's plays per game over the last five years.

• Ironically this season, Troy ranks 53rd nationally in total offense and 53rd in plays per game.

Season	National Rank	Plays
2019	15th	73.58
2020	44th	71.27
2021	100th	65.42
2022	106th	64.07
2023	68th	67.57

### 2023 Plays Per Game

Stephen F. Austin	64
Kansas State	66
James Madison	65
Western Kentucky	81
Georgia State	65
Arkansas State	71
Army	60

### THE SKINNY ON THE COIN TOSS

• Troy was 5-9 on the coin toss last season. The Trojans elected to kick the ball in 4-of-5 games they won the toss.

• The trend continued into 2023 as the Trojans have lost the coin toss in 6-of-7 games.

• Troy is 6-15 on the coin toss under head coach Jon Sumrall.

### 2023 Coin Toss

Opponent	W/L	Troy	Result
Stephen F. Austin	L	Receive	TD
Kansas State	L	Kick	TD
James Madison	L	Receive	INT
Western Kentucky	L	Kick	Punt
Georgia State	L	Kick	INT
Arkansas State	L	Receive	TD
Army	W	Kick	Punt

### ROSTER MAINTENANCE

• Due to COVID-19 during the 2020 season, all players were granted an extra year of eligibility by the NCAA.

• Troy elected to NOT move forward players' eligibility years on the roster from last year to accurately reflect how many years of playing time players have left, e.g. Kimani Vidal is listed as a junior and he has three years to play two; Luis Medina listed as a redshirt-sophomore and he has three years to play three.

• A handful of Trojans have decided to take advantage of the sixth-year of eligibility granted to them by the NCAA - Gunnar Watson, A.J. Pierce, Grant Betts, Asa Martin, Carlross Crawford, O'shai Fletcher, Jadyen McDonald, Richard Jibunor, Marcus Rogers and Jamarcus Chatman.

• Reddy Steward, Dell Pettus and Buddha Jones are in their fifth year, but never redshirted.

### START CHARTS

Offense	2023	Current Streak	Career
Grant Betts, OL	7	44	44
Gunnar Watson, QB	7	13	35
Kimani Vidal, RB	7	28	34
Deshon Stoudemire, WR	6	5	24
Jabre Barber, WR	7	7	24
Daniel King, OL	7	21	21
Clayton Ollendieck, TE	7	19	18
Derrick Graham, OL	7	7	16
Deyunkrea Lewis, TE	-	-	10
Marcus Rogers, WR	2	-	10
Eli Russ, OL	7	7	7
Chris Lewis, WR	5	5	5
Blake Austin, OL	4	4	4
Carson Burt, OL	3	-	3
Devonte Ross, WR	1	-	1

Defense	2023	Current Streak	Career
Dell Pettus, S	7	54	54
Reddy Steward, CB	7	33	39
O'shai Fletcher, CB	7	16	31
Javon Solomon, DE	7	7	26
Richard Jibunor, BAN	6	1	22
Buddha Jones, DT	7	21	22
T.J. Jackson, DE	4	4	14
Caleb Ransaw, SPR	7	7	11
Luis Medina, DE	2	-	7
Terry Thomas, LB	7	7	7
Jayden McDonald, LB	7	7	6
Keyshawn Swanson, S	5	3	4
Irshaard Davis, S	2	-	2
A.J. Pierce, DE	-	-	2
Phillip Lee, BAN	1	-	1
Zach Edwards, DE	1	-	1

Specialist	2023	Current Streak	Career
Quentin Skinner, LS	7	19	20
Scott Taylor Renfro, K	7	7	7
Zach Long, KOS	7	7	7
Robert Cole, P	7	7	7

### Longest Active Streak:

Dell Pettus, S	54
Grant Betts, OL	44
Reddy Steward, CB	33
Kimani Vidal, RB	28
Deshon Stoudemire, WR	26

### Most Career Starts:

Dell Pettus, S	54
Grant Betts, OL	44
Reddy Steward, CB	39
Gunnar Watson, QB	35
Kimani Vidal, RB	34
O'shai Fletcher, CB	31
Javon Solomon, DE/BAN	26
Dashon Stoudemire, WR	24
Jabre Barber, WR	24

## SERIES INFORMATION



**Overall:** Troy leads 12-1  
**At Troy:** 8-0  
**At San Marcos:** 4-1  
**Neutral Sites:** 0-0  
**Current Streak:** W11  
**Jon Sumrall vs. TXST:** 1-0  
**G.J. Kinne vs. Troy:** 0-0  
**First Meeting:** W, 31-10, 2012  
**Last Meeting:** W, 17-14, 2022

### SERIES RESULTS

Year	W/L	Site	Score
1996	W	H	24-13
1997	L	A	17-31
1998	W	H	20-17
1999	W	A	24-17
2000	W	H	31-17
2013	W	H	42-28
2016	W	A	40-7
2017	W	H	62-9
2018	W	H	12-7
2019	W	A	63-27
2020	W	H	37-17
2021	W	A	31-28
2022	W	H	17-14

### TROY VS. SUN BELT CONFERENCE

Opponent	GP	W	L	T
Appalachian State	11	3	8	-
Arkansas State	20	9	11	-
Coastal Carolina	6	3	3	-
Georgia Southern	21	14	7	-
Georgia State	10	6	4	-
James Madison	3	1	2	-
Louisiana	23	10	13	-
Marshall	6	3	3	-
Old Dominion	0	0	0	-
South Alabama	11	8	3	-
Southern Miss	12	4	8	-
Texas State	13	12	1	-
ULM	20	11	8	1
<b>Total</b>	<b>156</b>	<b>85</b>	<b>70</b>	<b>1</b>

### SUMRALL VS. SUN BELT CONFERENCE

Opponent	GP	W	L
Appalachian State	1	0	1
Arkansas State	2	2	0
Coastal Carolina	1	1	0
Georgia Southern	0	0	0
Georgia State	1	1	0
James Madison	1	0	1
Louisiana	1	1	0
Marshall	1	1	0
Old Dominion	0	0	0
South Alabama	1	1	0
Southern Miss	1	1	0
Texas State	1	1	0
ULM	1	1	0
<b>Total</b>	<b>12</b>	<b>10</b>	<b>2</b>

## Trojans on the Preseason All-Sun Belt Team

- Troy was picked to repeat as Sun Belt Conference champions in a vote by the league's 14 head coaches, and seven Troy players were named to eight spots on the annual SBC Preseason All-Sun Belt Team.
- Troy received 10 of the 14 first place votes in the West Division and finished with 92 overall points, the most of any team in either division.
- Three Trojans – Reddy Steward, Richard Jibunor and T.J. Jackson – were named to the All-Sun Belt First Team, while Kimani Vidal, Daniel King, Dell Pettus and Javon Solomon earned second team honors; Vidal was selected as a running back and all-purpose player. Troy's eight All-Sun Belt picks ranked second only to South Alabama's nine, while the Trojans' five defensive picks were by far the most in the league.

### All-Sun Belt First Team

DL – T.J. Jackson  
 DL – Richard Jibunor  
 DB – Reddy Steward

### All-Sun Belt Second Team

RB / AP – Kimani Vidal  
 OL – Daniel King  
 DL – Javon Solomon  
 DB – Dell Pettus

## WATCH LIST SZN

### Richard Jibunor

Senior Bowl

### Clayton Ollendieck

Wuerffel Trophy Watch List

### Quentin Skinner

Patrick Mannelly

### Javon Solomon

Senior Bowl

### Reddy Steward

Senior Bowl  
 Thorpe Award  
 Bronko Nagurski

### Kimani Vidal

Doak Walker Watch List

## BOWL ELIGIBLE

- Troy has reached bowl eligibility 11 times in program history following its 12-win season in 2022.
- Troy has played in a bowl game in 9-of-11 seasons it has qualified for postseason play at the FBS level. Troy was bowl eligible in 2007 (8-4) and 2013 (6-6) but did not receive a bowl invitation.
- Troy has won five straight bowl games - 2010, 2016, 2017, 2018, 2022. The five-game winning streak is the second-longest in the country behind Minnesota's six straight wins.

## BLAZING OUT OF THE GATES

### Most Points in a Season Opener

1.	1932	62	Southern Union
2.	1996	61	Alcorn State
3.	2016	57	Austin Peay
4.	2021	55	Southern
5.	1968	49	Samford
6.	<b>2023</b>	<b>48</b>	<b>Stephen F. Austin</b>
7.	1966	48	Gordon Military
8.	2020	47	Middle Tennessee
9.	2019	43	Campbell

## TROY'S NEW CRIB

Troy officially moved into its new North End Zone Facility on Aug. 15, 2018, the first day of classes on campus.

Troy began construction on a North End Zone Football Facility following the completion of the 2016 football season.

The \$24 million facility provides the Troy football program with over 70,000 square feet of space for student-athletes, staff and fans. Additionally, a 35-by-90-foot video board and 400 new club seats were included in the project. The facility is located 30 feet off the backline in the north end zone of Veterans Memorial Stadium and will be three floors.

### Student-Athletes:

The North End Zone Football Facility features a new 5,000-square foot locker room, strength and conditioning center, athletic training facility, nutritional "fueling station", mud room with cool down plunge pool and team lounge.

### Football Staff:

The North End Zone Football Facility features offices for the football staff and meeting rooms with state-of-the-art video technology.

### Fans:

The North End Zone Football Facility will feature 400 new club seats that will provide an excellent vantage point of the game as well as access to exclusive concessions and parking areas. Additionally, fans will enjoy the new 35-by-90-foot video board.

## 103RD SEASON OF TROY FOOTBALL

- The 2020 season was special for the Trojans as it marked the 100th season of Troy Football.
- Troy celebrated 100 years of football in 2008 but because of World War I and World War II and an unknown reason in 1929, Troy didn't play games for 12 seasons during that time.

Troy did not allow a point in its inaugural season (1909) and shutout its opponents in nine of its first 14 games over a four-season stretch.

### Troy Football by the Numbers

Seasons	103
Wins	569
National Championships	3
Conference Championships	22
Head Coaches	23
Postseason Appearances	32
NCAA DII Seasons	21
NCAA DII Playoff Appearances	3
NCAA FCS Seasons	10
NCAA FCS Playoff Appearances	7
NCAA FBS Seasons	23
FBS Bowl Appearances	9
Super Bowl Champions	8

**NATIONAL POLLS**

**USA TODAY / COACHES - WEEK 9**

Rk.	School	Rec.	Pts.
1	Georgia (58)	7-0	1586
2	Michigan (4)	8-0	1522
3	Ohio State (2)	7-0	1459
4	Florida State	7-0	1426
5	Washington	7-0	1333
6	Oklahoma	7-0	1283
7	Texas	6-1	1150
8	Alabama	7-1	1141
9	Oregon	6-1	1089
10	Penn State	6-1	1056
11	Ole Miss	6-1	931
12	Oregon State	6-1	892
13	Utah	6-1	866
14	Notre Dame	6-2	688
15	LSU	6-2	677
16	Missouri	7-1	604
17	North Carolina	6-1	574
18	Louisville	6-1	451
19	Air Force	7-0	374
20	Tennessee	5-2	356
21	Duke	5-2	350
22	USC	6-2	269
23	Tulane	6-1	202
24	UCLA	5-2	195
25	James Madison	7-0	101

**Others Receiving Votes:** Florida 52, Miami 27, Kansas State 25, Iowa 24, Fresno State 23, Oklahoma State 13, Kentucky 10, Wyoming 9, SMU 8, Liberty 8, Arizona 7, UNLV 6, Kansas 4, Maryland 4, Toledo 2, Wisconsin 2, Clemson 1

**ASSOCIATED PRESS - WEEK 9**

Rk.	School (1st)	Rec.	Pts.
1	Georgia (38)	7-0	1536
2	Michigan (19)	8-0	1504
3	Ohio State (3)	7-0	1454
4	Florida State (3)	7-0	1408
5	Washington	7-0	1325
6	Oklahoma	7-0	1267
7	Texas	6-1	1150
8	Oregon	6-1	1133
9	Alabama	7-1	1071
10	Penn State	6-1	999
11	Oregon State	6-1	922
12	Ole Miss	6-1	889
13	Utah	6-1	868
14	Notre Dame	6-2	718
15	LSU	6-2	687
16	Missouri	7-1	594
17	North Carolina	6-1	506
18	Louisville	6-1	420
19	Air Force	7-0	395
20	Duke	5-2	371
21	Tennessee	5-2	306
22	Tulane	6-1	248
23	UCLA	5-2	243
24	USC	6-2	193
25	James Madison	7-0	167

**Others Receiving Votes:** Florida 34, Liberty 17, Kansas State 16, Miami 12, Fresno State 8, Oklahoma State 5, Toledo 3, Rutgers 2, Kentucky 2, UNLV 1, Wisconsin 1

**TROY IN THE POLLS**

- When Troy made an appearance in the AP Top 25 on Nov. 13, 2016, it marked the first time in Troy's history that it appeared in either major poll. Troy also became the first Sun Belt team to ever appear in the national rankings.

- Troy's final positioning in the AP and Coaches Poll in 2017 were both program highs. The Trojans finished with 14 points, good for No. 31, in the AP Poll, and 40 points, good for No. 27, in the Coaches Poll.

- Troy's preseason votes in the 2018 AP Poll were the first in school history in the initial poll of the season, while the preseason coaches votes are the most in school history.

**2022**

- It took 15 weeks and a 10-game winning streak, but Troy finally made its return to the Top 25 in 2022 and did so in historic fashion.

- Troy's No. 24 ranking in the final College Football Playoff was the Trojans' first appearance in the poll.

- Troy's No. 24 ranking the Coaches Poll is also its first-ever appearance in that poll, while Troy's No. 23 ranking in the AP Top 25 is Troy's highest ranking in school history.

- Thanks to Troy's victory over No. 22 UTSA in the Cure Bowl, the Trojans finished the season No. 19 in the AP Top 25 and No. 20 in the USA Today/Coaches Poll. Both rankings were program highs and marked the first time Troy was ranked at the end of a season.

**GIANT KILLERS**

- For a second straight season and for the fifth time since moving to the FBS level, Troy knocked off a team from a Power Five Conference when the Trojans defeated Nebraska, 24-19, in 2018.

- There is at least one member of the current coaching staff that was either a player or coach in four of the five victories – 2001 vs. Mississippi State (N/A), 2004 vs. Missouri (J. Smith), 2007 vs. Oklahoma State (J. Smith), 2017 vs. LSU (J. Sumrall, B. Hardmon, J. Smith); 2018 vs. Nebraska (B. Hardmon, J. Smith).

- In the five victories, Troy forced a combined 19 turnovers -- Mississippi State (4), Missouri (3), Oklahoma State (5), LSU (4) and Nebraska (3).

- In four of the five victories, Troy had a big special teams play -- Missouri (Blocked Punt), Oklahoma State (Blocked PAT, Punt Return TD), LSU (Whistle Field Goal at End of First Half) and Nebraska (Punt Return TD).

**STRENGTH COACH FORMER US SPECIAL OPS**

- Troy strength coach Rusty Whitt had a decorated career as a Special Forces Sergeant in the United States Army. He served as a Senior Special Forces Communication Sergeant in the 10th Special Forces Group and was a member of the U.S. Army from August 2003 to January 2009 where he was deployed to Iraq as part of Operation Iraqi Freedom (OIF) V and VI.

- He developed and initiated a comprehensive pre-deployment conditioning program for his Special Forces Team prior to and during OIF V and VI. He received a combat infantry badge, two Iraqi campaign medals and an Army commendation medal with valor.

- Enlisted in the Army after watching the horrific events of 9/11 unfold while the head strength coach at Sam Houston State.

**TROJAN TRENDS**

**Notable Trends Since 2015\***

More than 400 Yards of Offense.....	44-7
Rushing for 150+ Yards.....	37-2
Rushing for 200+ Yards.....	20-0
Scoring 21-Plus Points.....	60-13
Scoring 28-Plus Points.....	49-8
Scoring 35-Plus Points.....	34-5
Scoring 40-Plus Points.....	22-3
Scoring 50-Plus Points.....	10-0
Scored First.....	46-12
Win the First Half.....	56-4
Win the 1st Quarter.....	49-5
Allowed Less than 100 Rushing Yards.....	34-2
Allowed Less than 150 Rushing Yards.....	50-12
Allowed Less than 35 Points.....	67-17
Allowed Less than 17 Points.....	31-0
Allowed Less than 14 Points.....	23-0
Allowed Less than 10 Points.....	17-0
Allowed Less than 300 Total Yards.....	29-3
Outrushing Opponent.....	54-6
Turnover Margin of +1 or Greater.....	43-5
Turnover Margin of +2 or Greater.....	26-1
Turnover Margin of +3 or Greater.....	14-0
Turnover Margin of +4 or Greater.....	8-0
Allowed 35+ Points.....	0-22
Allowed 40+ Points.....	0-16
Scored Less than 24 Points.....	10-29
Scored Less than 21 Points.....	7-26
Scored Less than 17 Points.....	5-22
Scored Less than 14 Points.....	3-17
Less than 100 Rushing Yards.....	9-2
Shutout in First Quarter.....	8-15
Trailing at Halftime.....	10-33

**Notable Trends Since 2004 (Joined SBC)**

200+ Rushing Yards.....	48-2
250+ Rushing Yards.....	25-0
30+ Points Scored.....	91-24
40+ Points Scored.....	48-5
50+ Points Scored.....	13-0
Less Than 24 Points Allowed.....	99-16
+1 Turnover Margin or Greater.....	74-20
+2 Turnover Margin or Greater.....	46-8
+3 Turnover Margin or Greater.....	24-1
Allow Less Than 100 Rushing Yards.....	60-5
One or More Special Teams TDs.....	16-6
Block a Kick.....	17-10
Red Zone Trip Advantage.....	93-26
Less Than 24 Points Scored.....	16-65
35+ Point Allowed.....	3-59
-3 Turnover Margin or Greater.....	2-25

\* Jon Sumrall joined Troy staff as an assistant in 2015 under then head coach Neal Brown.

**TROY INKS SEVERAL HOME-AND-HOME DEALS**

- Troy has signed some premier home-and-home deals over the recent years.

- The Trojans have upcoming/current home-and-home series with NC State (2015 & 2028); UMass (2027, 30); Southern Miss (2021, 24, 28, 29); Mississippi State (2026, 27); Memphis (2024, 25); Western Kentucky (2022,23); UAB (2028, 29, 32, 33); Army (2022, 23, 30, 31).

- Additionally, Troy has played host to Missouri (2004), Oklahoma State (2007), Mississippi State (2012), Navy (2012), Duke (2014) and Boise State (2018) in recent years.

## BATTLE FOR THE BELT

• "The Battle for the Belt" was created by both school's SGAs prior to the 2015 season.

• Troy leads the all-time series 8-3 and the Trojans lead the series 6-2 since the introduction of The Belt.

• Troy's 37-13 win in 2019 marked the first time that the home team had won the game since the The Belt was introduced. In fact, it was the first time that The Belt didn't change hands after the game.

• When the Sun Belt split into divisions for the 2018-21 seasons, Troy (East) and South Alabama (West) were split apart; however, a league-wide agreement allowed the game to continue each year as a permanent cross-divisional opponent.

• Troy has won five straight meetings against its rival with the victories coming by a combined 145-60 margin.

• The Trojans have limited the Jags to just 295.8 yards per game during the five-game winning streak.

• Troy and South Alabama have played two games at Hancock Whitney Stadium; Troy has limited South Alabama to no touchdowns, two field goals, 3.0 points per game, 44.0 rushing yards per game and 242.5 yards per game.

## PUT THEM IN THE HALL

• A trio of former Trojans -- two players and head coach -- are on the current College Football Hall of Fame ballot.

### Larry Blakeney

One of seven FBS coaches on the ballot ... led Troy to 178 wins over his 24 years as head coach and guided the Trojans from NCAA Division II status to the highest level of college football during his career. The all-time winningest coach in Sun Belt Conference history, Blakeney earned four conference coach of the year honors (two Sun Belt and two Southland), led his team to eight conference championships in 16 seasons as a member of a conference, five bowls games and trips to the FCS Playoffs in seven of eight seasons. Blakeney coached 14 All-Americans during his career and 86 of his players earned first team all-conference honors.

### Al Lucas

One of 99 players on the ballot from the divisional ranks ... A two-time All-American and the 1999 Buck Buchanan Award winner, Lucas was a true force on Troy's defensive line during the late 1990s. A unanimous All-America selection following his senior year in 1999, Lucas finished the season with 129 tackles and 20 tackles for loss, which rank as the ninth and third most in a single-season in school history, respectively. Lucas earned All-America honors as a junior after recording 65 tackles, 13 tackles for loss and 4.5 sacks. The Trojans also used Lucas on offense in goal line situations and he rushed for nine touchdowns on 26 carries. Lucas, who played 20 games for the Carolina Panthers in the NFL, tragically passed away at the age of 26 from an injury suffered on April 10, 2005, in an AFL game. The AFL renamed its Hero Award to the Al Lucas Award, while the Maxwell Football Club has named its AFL Player of the Year award in his honor.

### Freddie Thomas

One of 99 players on the ballot from the divisional ranks ... From walk-on to two-time All-American, Thomas is a true success story in the history of Troy Athletics. Simply known as "Bootsy", Thomas earned Kodak All-America honors his junior season after recording 85 tackles, five

interceptions, eight pass break ups and a blocked punt. He parleyed his outstanding junior season into an even better senior campaign where he was named captain of the 1987 NCAA Division II National Championship squad. Thomas was a Consensus All-American that season as he finished with 85 tackles and an interception from his safety position. Thomas currently ranks 12th all-time in Troy history with 11 career interceptions, while checking in at 18th in total tackles and 20th in assisted tackles.

## FUTURE SCHEDULE

### 2024

Florida A&M  
Nevada  
at Memphis  
at Iowa

### 2025

Memphis  
Nicholls State  
at Clemson  
at UMass

### 2026

Sam Houston  
at Mississippi State  
at Missouri

### 2027

Mississippi State  
at UMass

### 2028

NC State  
at UAB  
at Clemson

### 2029

UAB  
at Sam Houston

### 2030

UMass  
at Army

### 2031

Army  
at Nevada

### 2032

UAB  
at Army

### 2033

at UAB  
Middle Tennessee

### 2034

Army  
at Middle Tennessee

### 2035

BYU

## TOP SPEED TROJANS

• Thanks to the state-of-the-art technology through Catapult, Troy's strength and conditioning staff, led by Rusty Whitt, is able to track many different aspects about Troy's players including their top speed.

• Whitt measures top speed at 30 yards with world-class sprinters averaging 27 miles per hour.

• Troy had 11 players at 20 MPH or higher in 2021 year, this summer Troy registered 29 players at 21 MPH or higher. Troy has two players top the 22 MPH mark in 2022 and have eight this season.

• Landon Parker (21.76) and Peyton Higgins (22.60) both improved by 1 MPH from February to July.

• As a comparison, here are a few NFL top speeds from in-game (2021) compiled by NFL Next Gen Stats -- Jonathan Taylor (22.13), Marquez Valdes-Scantling (22.09) and Patrick Surtain (22.07).

### Troy Top Speeds at 30 Yards

1.	Kimani Vidal, RB	22.87
2.	Peyton Higgins, WR	22.60
3.	Chris Rodgers, SPR	22.30
4.	Reddy Steward, CB	22.28
5.	Marcus Rogers, WR	22.15
6.	Richard Jibunor, BAN	22.14
7.	Dell Pettus, S	22.06
8.	Jarris Williams, RB	22.05

## OFFENSE NOTES

### OFFENSE QUICK HITTERS

• Troy has won 14 straight games and 16 of the last 17 games when it rushes for 100-plus yards. Troy is 59-15 since 2015 when rushing for 100 yards or more in a game.

• Troy is tied for first nationally with six rushes of 40-plus yards this season; Kimani Vidal is tied for first nationally with five of Troy's six 40-yard rushes.

• Kimani Vidal enters the weekend just 49 yards shy of the 1,000-yard mark for the season and 142 yards shy of becoming Troy's all-time rushing leader.

• Troy has scored on 22-of-45 drives (48.9 percent) of its drives the last four games, this after scoring on just 20 percent of its drives against Kansas State and James Madison.

• Troy has gone three-and-out just 20 times this season, or 24.7 percent of its drives. Remove the Kansas State game and that percentage drops to 20.3 percent.

• Troy is 44-7 since 2015 when tallying 400+ yards of offense and 20-0 since 2015 when rushing for 200+ yards. Troy has topped the 400-yard mark in all five of its wins this year and was under the threshold in the two losses.

• Troy has not allowed a sack in three straight games after allowing 14 sacks over a three-game period ... Troy has not allowed a sack in 4-of-7 games this season. Troy and South Alabama are the only schools not to allow a sack in October.

• Troy allowed 31 tackles for loss in the first four games of the season; the Trojans have allowed just 10 TFLs in the last three games. Troy's 7.0 TFLs allowed in October are tied for the 11th fewest in the country.

• Troy has 43 plays of 20-plus yards this season, tied for the 17th most in the country. Troy's 24 plays of 30-plus yards rank as the 7th most.

- Troy has topped the 400-yard mark in four straight games, including 587 yards against Arkansas State, its most yards since racking up 603 yards against Georgia Southern on Nov. 9, 2019.

- Troy rushed for 351 yards against Arkansas State, the most rushing yards since 383 against Austin Peay in 2016.
- Troy has rushed for 300-plus yards twice the season, the first time since 2014 that the Trojans have rushed for 300 yards or more in multiple games and the fourth time since 2000. Air Force leads the country with three, while Troy and UNLV have two.

- A third 300-yard rushing game for the Trojans would be the most by a Troy team since at least 2000.

- Troy has won the TOP battle in 6-of-7 games this season, including at Army.

- Troy has outpassed its opponent in 6-of-7 games, outrushed its opponent in 5-of-7 games and outgained its opponent in 6-of-7 games.

- After committing 10 turnovers in the first four games of the season, Troy has turned it over just three times in the last three games.

- Troy ranks 15th in the country, with 768 rushing yards in the second half of games this season.

- Kimani Vidal has six rushing touchdowns the last four games after not scoring the first three games of the season. He has five multi-touchdown games in his career.

- The last two years against Arkansas State, Kimani Vidal has rushed for 453 yards and seven touchdowns.

- Kimani Vidal rushed for 245 yards on 28 carries against Arkansas State for his 10th career 100-yard rushing game, the second most in program history.

- Kimani Vidal added his fourth 100-yard game of the season with 116 yards on 23 carries at Army.

- Kimani Vidal is responsible for 40 percent of Troy's 200-yard rushing games in program history; he now has games of 248, 245, 242 and 208 in his career.

- Kimani Vidal has rushed for 951 yards through the first six games of the season, the most by a Trojan since at least 2000. The previous high was Jordan Chunn's 816 yards in 2016. His rushing total is the sixth most in Sun Belt history through the first seven games (Antonio Andrews, WKU - 1,036).

- Troy is 10-1 when Kimani Vidal rushes for 100-plus yards and 21-3 when he rushes for 50-plus yards.

- Gunnar Watson rushed for positive yards in back-to-back games (GSU, A-State); prior to the Georgia State game, he had just three games in his career with positive rushing yards.

- Troy has topped the 500-yard mark of total offense three times this season; it is tied for the most since at least 2000 in program history through the first six games of the season.

- Troy's opening drive at Georgia State (12 plays, 93 yards) was its first 90-plus yard drive that resulted in a score but not a touchdown since 2012 against Arkansas State. It was the longest non-touchdown scoring drive since a 95-yard drive against Florida Atlantic in 2012 resulted in a field goal.

- Kimani Vidal rushed for 248 yards in the season opener against Stephen F. Austin to set a new single-game Troy record; he finished just two yards shy of the record last

year against ULM.

- Kimani Vidal is the only player in Troy history to top the 200-yard mark three times; he's done it four times.

- Kimani Vidal's 248 yards in the opener are the second most of any player in the country this season (Kentucky's Ray Davis, 280 yards vs. Florida).

- Kimani Vidal has shot up the Troy career record book and is now just 501 yards shy of becoming Troy's all-time leading rusher.

- Kimani Vidal is second among active running backs with 3,184 career rushing yards (Frank Gore, S. Miss, 3,288) and fourth with 638 career attempts.

- Chris Lewis caught a 52-yard touchdown pass from Gunnar Watson in the final seconds of the first half at Army; it was his third touchdown of 40-plus yards this season and the second straight week with a touchdown reception of 50-plus yards; he had a 64-yard score last week against Arkansas State. Chris Lewis' four touchdown receptions this season have come from 64, 52, 40 and 21 yards.

- Despite putting up 251 yards in the opening half against WKU, Troy didn't find the end zone until a Hail Mary from 40 yards out as the final seconds ticked off the clock.

- Troy is 6-2 when Gunnar Watson throws for 315 yards or more in a game; the Trojans are 14-6 when Watson does not throw an interception and 9-2 when he throws two or more touchdown passes.

- Gunnar Watson has thrown a touchdown pass in 10 straight games.

- Chris Lewis made a pair of one-handed catches at Kansas State, including one for Troy's only touchdown of the game.

- Troy scored a touchdown on its opening drive of the SFA game courtesy of a 10-yard touchdown pass from Gunnar Watson to tight end Ethan Conner; Troy did not score a touchdown on a game-opening drive last season.

- After Georgia State fumbled with 8:21 to play in the game, Troy used a 14-play, 68-yard drive that milked 8:15 off the clock, ending with a Kimani Vidal touchdown with six seconds remaining in the game.

- Ethan Connor became the first tight end since at least 1990 to have multiple touchdown receptions. The previous single-season tight end record was just three touchdowns (A.J. Lewis 2019; Deyunkrea Lewis 2021). Conner will miss at least a month after suffering an arm injury against James Madison.

- Against JMU, Troy had four 50-plus yard receiving games - Chris Lewis (94), Jabre Barber (89), Devonte Ross (69) and Deshon Stoudemire (52). It marked the first time since Arkansas State in 2020 that the Trojans had four receivers record more than 50 receiving yards.

- Troy had to replace 104 starts across its offensive line with the departure of Austin Stidham (62), Jake Andrews (37), Deandre Butler (23) following the 2022 season.

- Troy's offensive two-deep features a handful of four-year transfers -- Asa Martin (RB - Memphis), Landon Parker (WR - Wofford), Goose Crowder (QB - West Virginia), Chris Lewis (WR - Kentucky), Blake Austin (OL - East Tennessee State), Eli Russ (OL - Oklahoma State), Colby Smith (OL - Auburn).

- Troy returned all but one of its offensive coaches with the departure of OL coach Cole Popovich back to the NFL

ranks. Joe Bernardi assumed the role following a stint at Auburn.

- Derrick Graham is Troy's starter at left tackle ... he started nine games at right tackle in 2020 as a true freshman (Troy's first true freshman to start on the OL since 2015). He redshirted the 2021 season (two games played) and played 112 snaps over 12 games in 2022.

- Troy rushed for more than 100 yards in eight of the final 11 games of the 2022 season; Troy has topped the 100-yard mark four times in 2022.

- Troy's passing offense ranked eighth nationally and second in the G5 (Houston) last season according to PFF, and the Trojans ranked 14th overall offensively. Troy's receivers were the seventh-best unit in the country.

- Troy scored on its first possession of the second half in seven games last season; the Trojans were 7-0 in such contests. Troy is 3-0 this season when scoring on the opening drive of the second half (SFA, GSU, A-State).

- Troy has won its last three games in which it was held scoreless at the half -- Southern Miss (2021), Louisiana (2022), Army (2022).

## LONG DRIVE NETS A TOUCHDOWN

### Troy's 90-Yard Scoring Drives (FBS 2001-pr.)

Opponent	Year	Yards	Type
Arkansas State	2023	95	TD
Georgia State	2023	93	FG
Arkansas State	2022	94	TD
Western Kentucky	2022	93	TD
Eastern Kentucky	2020	91	TD
Georgia State	2019	98	TD
Akron	2019	91	TD
Southern Miss	2019	93	TD
Southern Miss	2019	97	TD
Georgia Southern	2018	92	TD
South Alabama	2018	98	TD
ULM	2018	96	TD
North Texas	2017	92	TD
Texas State	2017	90	TD
Akron	2017	97	TD
Alabama State	2017	95	TD
New Mexico State	2016	91	TD
New Mexico State	2015	97	TD
New Mexico State	2015	92	TD
ULM	2014	98	TD
Abilene Christian	2014	90	TD
Duke	2013	91	TD
Arkansas State	2012	91	FG
Tennessee	2012	93	TD
Florida Atlantic	2012	95	FG
Mississippi State	2012	91	TD
UAB	2011	96	TD
Arkansas State	2010	92	TD
Florida Atlantic	2009	90	TD
Western Kentucky	2009	90	TD
FIU	2008	90	TD
Middle Tennessee	2007	91	TD
Georgia	2007	91	TD
UL Lafayette	2006	94	TD
Missouri	2004	93	TD
Southern Utah	2002	98	TD
UAB	2002	92	TD
Jacksonville State	2001	91	TD

## No PUNTS

- Troy has not punted in a game just twice in its DI history.
- The most recent was a 37-13 victory over South Alabama in 2019. Troy had three turnovers, a missed field goal and scored on seven drives.
- The first was a 34-13 win at Idaho in 2016. Troy had three turnovers, lost the ball on downs once and scored six times.

## QB NOTES

### THE STORY ON GUNNAR

- Gunnar Watson enters his sixth-year with the program and third going into the season as the starter.
- Two-time all-state selection at Taylor County (Ga.) High School and was ranked the 23rd best pro-style QB in the country by Rivals ... led Taylor County to a 19-5 record his final two seasons and did not throw in interception during the regular season of his senior season.
- Named the Sun Belt Conference Championship Game MVP after completing 12-of-17 passes for 318 yards and three touchdowns.
- Became the seventh player in program history to top the 5,000-yard mark, the sixth to top the 6,000-yard mark and the fifth to reach 7,000 yards.
- Completed 20-plus passes 18 times in his career, including in three of the last four games.
- Threw for 333 yards against JMU, tied for his fourth most in his career.
- Watson has thrown a touchdown pass in 10 straight games dating back to Troy's blowout of ULM last year and in 12 of the last 13 games.
- Finished with positive rushing yards just five times in his career -- South Alabama (2020) 11; South Alabama (2021) 11; Louisiana (2021) 1; Georgia State (2023) 9; Arkansas State (2023) 14.
- Has three career rushing touchdowns -- two at App State in 2022 and one against Louisiana in 2021.
- In the 2022 opener at Ole Miss, his 72.3 completion percentage was the sixth highest in Troy's DI history among passers with at least 45 attempts. His 47 attempts were the 18th most in a game in Troy's DI history while his 34 completions were tied for the eighth most in school history.

- In 2020, started nine games and led the Sun Belt averaging 237.9 yards per game. Ranked seventh nationally, completing 70.1 percent of his passes and 11th with 23.44 completions per game.
- Became the first Troy quarterback since Corey Robinson in 2010 to win his Trojan debut.
- In 2021, returned as Troy's starting quarterback in the Trojans' victory over Georgia Southern ... completed 24-of-36 passes for 270 yards and a touchdown.
- Averaged 220.6 yards per game in his seven starts in 2021, which would have been good for fourth in the Sun Belt.

## OFF THE BENCH

- Behind Gunnar Watson on the depth chart is a newcomer to the program, West Virginia transfer Goose Crowder.
- Crowder's arrival marks the second straight season a former WVU QB has been at Troy following a brief one-year stint by Jarrett Doege in 2022.
- An SI All-American finalist at Gardendale High School, Crowder, who's first name is Will, earned his nickname from the character in Top Gun.
- Redshirt freshman walk-on, and son of former Tennessee and NFL quarterback Kelly Holcomb, Jameson Holcomb and redshirt freshman Tucker Kilcrease are locked in a neck-and-neck battle for the No. 3 QB.

## PASSING LEADERS

- With Gunnar Watson coming off the bench to lead Troy in 2021 in place of Taylor Powell, he broke a streak four straight years with a different player leading the Trojans in passing yards; a fifth straight would have marked the first time since 1975-79.

### Troy Passing Yardage Leaders

2020-22 - Gunnar Watson  
 2019 - Kaleb Barker  
 2018 - Sawyer Smith  
 2014-17 - Brandon Silvers  
 2010-13 - Corey Robinson  
 2008-09 - Levi Brown  
 2006-07 - Omar Haugabook  
 2005 - Carl Meadows  
 2003-04 - Aaron Leak  
 2002 - Hansell Bearden  
 1998-01 - Brock Nutter  
 1997 - Adam Russell  
 1996 - Stan Davis  
 1994-95 - Jeremy Rowell  
 1992-93 - Kelvin Simmons  
 1991 - Brad Stevens  
 1989-90 - Steve Summers  
 1988 - Bob Godsey  
 1984-87 - Mike Turk  
 1983 - Carey Christensen  
 1982 - John McKinnon  
 1981 - Doug Brown  
 1979-80 - Willie Tullis  
 1978 - Eddie Tohrbaugh  
 1977 - Phillip Brazell  
 1976 - Gerald Collins  
 1974-75 - Bobby Lee

## RB NOTES

### VIDAL MAKES HISTORY

- Junior running back Kimani Vidal has had quite the career at Troy so far.
- One of four 1,00-yard rushers in the Sun Belt Conference in 2022; third-most rushing yards in the league (1,132).
- On the verge of becoming just the second player in program history to rush for 1,000 yards in multiple seasons; needs just 49 yards.
- Enters the weekend just 142 yards shy of becoming Troy's all-time leading rusher.
- Has rushed for 951 yards this season, the most by a Troy player through seven games in program history.

- Has accounted for 40 percent of Troy's 200-yard rushing games in program history, with his four, all of which have come in his last 10 games.

- Rushed for 248 yards in the season opener against Stephen F. Austin to set a new single-game Troy record; he finished just yards shy of the record last year against ULM.

- Averaged 5.0 yards per carry or more in 16 career games, including five games with 8.0 yards per carry or more.

- Caught five or more passes in seven different games in his career and multiple receptions in 20 games.

- Rushed 20-plus times in 12 career games, topped the 100-yard mark in eight of those contests.

- Troy is 10-1 when he rushes for 100-plus yards; lone loss was a 142-yard effort at Coastal Carolina in 2021. In fact, Troy is 21-3 when he rushes for 50-plus yards.

- Conversely, Troy is 6-11 when Vidal rushes for fewer than 50 yards. In his six lowest rushing outputs, the Trojans are 1-5, the lone exception was a 26-yard effort on six carries at WKU in 2022.

- Rushed for 242 yards and two touchdowns on 29 carries, 8.3 yards per carry, against ULM in 2022. It was the second-most yards in a game in Troy history (244 Eddie Brundidge vs. Virginia Union, 1986). Vidal's 242 yards are tied for the 20th most in a game in Sun Belt history and the ninth most in an NCAA FBS game this season.

- His 8.3 yards per carry average against ULM in 2022 was the most by a Trojan since at least 2000 with at least 20 attempts in a game; the previous high was 8.4 by DuJuan Harris against Louisiana on Nov. 22, 2008 -- 234 yards on 28 carries.

- In 2022, became just the second player in program history to rush for more than 200 yards in multiple games in the same season; Eddie Brundidge (1986). Vidal became just the 13th player in Sun Belt history to post multiple 200-yard rushing games in a season and the first since App State's Jalin Moore in 2017.

- Tied the Troy single-game record with four rushing touchdowns against Arkansas State in 2022; it was tied for the fourth most in a game that season and the most by a player in the Group of Five. His four rushing touchdowns tied for the 10th most in a game in Sun Belt history and just one off the record.

- In 2020, became the first Troy freshman since Shawn Southward in 2009 to top the 100-yard mark in a game and just the third true freshman in school history to rush for more than 100 yards in a game.

### Troy True Freshman 100-Yard Games

Player	Year (Opp)	Yards
Kimani Vidal	2020 (Eastern Kentucky)	143
Kimani Vidal	2020 (Texas State)	106
Shawn Southward	2009 (WKU)	140
Shawn Southward	2009 (Louisiana)	154
Marrío Fraser	2002 (S. Utah)	124

- In 2020, became the first true freshman in school history to rush for 100-plus yards in consecutive games -- Texas State (106), Eastern Kentucky (143).

### 2023

- Kimani Vidal rushed for 248 yards in the season opener against Stephen F. Austin to set a new single-game Troy

record; he finished just yards shy of the record last year against ULM.

- Kimani Vidal leads the country averaging 135.9 yards per game and with 951 total yards, that includes playing the nation's top rushing defense (James Madison) and No. 24 rushing defense (Kansas State).

- Kimani Vidal has shot up the Troy career record book and is now just 142 yards shy of becoming Troy's all-time leading rusher.

- Second in Troy history with 11 100-yard rushing games after hitting the mark four times already in 2023.

- Of Vidal's 248 yards against SFA, 156 came after contact. His 6.5 YAC ranked as the most in the country (min. 25 carries) and second most nationally (min. 16 carries). He forced nine missed tackles.

- Against WKU, 120 yards came after contact and he forced 10 missed tackles.

- Ranks seventh nationally among running backs with 125 attempts averaging 3.59 yards after contact. Averages 3.51 yards after contact for his career.

- Has forced 48 missed tackles this season.

**2022**

- Named to the PFF National Team of the Week for his performance against ULM.

- Rushed for 208 yards at Arkansas State (needed 202 in the game) to become the 10th player to rush for 1,000 yards in a season and the 11th 1,000-yard season in program history (DeWhitt Betterson did it twice).

- Averaged 158.5 yards in his four November games, the fifth-highest average in the country. His seven rushing touchdowns in the month tied Texas' Bijan Robinson for the most in the country.

- Averaged 3.32 yards after contact, 16th best nationally

- Only fumbled once all season, tied for the fifth-fewest nationally among backs with at least 200 carries.

- Ranked 12th nationally per Pro Football Focus with a 90.1 rushing grade (min. 200 carries) and 15th with an 85.8 overall grade

- Caught 25 passes for 134 yards; his receiving yards are the 21st most by a running back nationally with at least 200 carries

- \* Ranked 19th nationally in blocking among running backs.

**2021**

- Ranked 28th nationally averaging 3.52 yards after contact (min. 150 attempts).

- Led the Sun Belt and ranked 14th nationally averaging 120.67 yards per game in the month of October -- 63 Georgia Southern, 157 Texas State, 142 Coastal Carolina.

- Ranked seventh in the Sun Belt averaging 67.60 yards per game ... average took a hit after only playing eight snaps against South Alabama before suffering a game-ending injury. As a result of the injury, had just 11 carries vs. Louisiana and 10 snaps vs. App State.

- Named to the CoSIDA Academic All-District Team in 2021.

**2020**

- In 2020, ranked second nationally among freshmen and 21st overall averaging 3.83 yards after contact.

- Finished the 2020 season with 26 receptions, the most by any freshman running back nationally and 17th most overall.

**STABLE OF BACKS**

- Troy's running back depth chart lists five players, for good reason. The Trojans have stable of backs with a variety of skill sets.

- Courtland, Ala., native Asa Martin, who began his career at Auburn and played at Memphis the last three seasons joined the program this offseason. Rushed for 435 yards and seven touchdowns for the Tigers last year.

- 2017 ASWA Alabama Mr. Football and Class 6A Back of the Year at Austin High School.

- The rest of the Troy backfield features sophomore Jarris (Puck) Williams, who rushed for 1,352 yards and 13 touchdowns on 109 carries as a senior at Blount High School ... sophomore Damien Taylor, who rushed for 1,851 yards and 17 touchdowns at Tuscaloosa County High School, finalist for 7A Back of the Year ... Freshman Jordan Lovett, who rushed for 1,035 yards and 11

touchdowns, with six 100-plus yard games in eight games at Statesboro (Ga.) High School.

**WR / TE NOTES**

**LOST PRODUCTION**

- Troy lost its top-two players, in terms of production, from the receiver spot off last year's team. Tez Johnson transferred to Oregon and Rajae' Johnson is playing in the CFL.

- The pair combined for 92 catches, 1,576 yards and 11 touchdowns last season, which represents 36.7 percent of Troy's catches, 46.4 percent of Troy's yards and 55 percent of Troy's touchdown receptions from 2022.

**GET TO THE GOOD PART ...**

- While Troy lost the Johnson-Johnson combo, the Trojans welcome back a host of top talent at the position, led by Jabre Barber who played in just 5-plus games after an injury derailed his season.

- Ranked second on the team in catches (25) and yards (351) before suffering an injury against Southern Miss.

- Recorded Troy's first 100-yard receiving game of the season with 105 yards on just five catches against Alabama A&M and added his second against Marshall (101 yards).

- Rated as the eighth-best receiver in the Sun Belt per PFF at the time of his injury.

- Additionally, Deshon Stoudemire (41, 507, 2 TD) and Marcus Rogers (14, 211) both return on the outside, plus Troy added grad-transfer Landon Parker, 60 passes for 1,183 yards and six touchdowns in 31 career games at Wofford and former Kentucky wideout Chris Lewis, who was a top-10 player in the state of Alabama out of Pleasant Grove High School, to the mix.

**C-LEW'S BREAKOUT**

- Troy head coach Jon Sumrall knew what he had in sophomore receiver Chris Lewis since he recruited him to Kentucky when Sumrall was an assistant there.

- The rest of the nation soon found out as well as he made two one-handed catches in Troy's game at Kansas State, one for a touchdown.

- Has caught 13 passes for 3099 yards in the last four games after not catching a pass in the opener; was targeted just one time in that contest.

**100-YARD RECEIVING GAMES**

**Troy 100-Yard Individual Receiving Games**

Rank	Year	No.
1.	2019	11
2.	2013	7
	2012	7
4.	2022	6
	1993	6

**OL NOTES**

**THE BOOK ON BETTS**

- Grant Betts made his debut as a starter in 2020 for the Trojans at left guard before moving to right tackle in 2021. Sliding back to guard for the 2023 season, a position where he ranked among the best players in the country at in 2022.

- Betts has bounced around between guard and tackle in his career. Has played 1,872 snaps at tackle and 969 snaps at guard.

- Best season came in 2020 where he played 804 snaps at left guard.

**2023**

- Split time between right tackle (325 snaps) and left guard (152 snaps).

- Has allowed just one sack in 247 pass blocking situations

**2022**

- Played 915 of a possible 917 offensive snaps

**2021**

- Called for just two penalties all season in 792 total snaps ... Did not allow a sack in 8-of-12 starts.

**2020**

- Ranked 12th nationally among guards with at least 300 snaps with a 98.8 pass block efficiency rating per Pro Football Focus; allowed no sacks, no hits, 11 hurries and 11 pressures in 513 pass blocking situations ... His overall 81.4 pass blocking grade was the 15th-best nationally among guards ... Played a team-high 805 snaps on the season ... Not called for a penalty all season

## KING COUNTRY

- JUCO transfer Daniel King came in and filled a vacant spot at guard for the Trojans in 2022 and had tremendous success.

- Named to the Preseason All-Sun Belt Second Team heading into 2023.

### 2023

- Played 474 total snaps ... allowed just two sacks in 244 pass blocking situations.

- Troy's top-rated pass blocker per PFF.

### 2022

Troy's top-rated pass blocker per Pro Football Focus ... Allowed just two sacks, one QB hit, 10 hurries and 13 pressures in 467 passing situations

- Called for just four penalties in 888 offensive snaps. Did not allow a sack in the final six games of the season

- Ranked third among Sun Belt guards (min. 600 snaps) per PFF in pass blocking.

## BURT'S MOMENT

- Enters the 2023 season with just 85 total snaps under his belt and 28 offensive snaps.

- Made an impression on the coaches despite the lack of playing time and earned a scholarship during training camp prior to the 2023 season and the starting nod at right tackle.

- Played 60 snaps in the opener and finished as Troy's second-highest rated pass blocker per PFF. Didn't allow a hit, pressure or hurry.

## COWBOY UP

- Eli Russ transferred to Troy from Oklahoma State and has taken 482 snaps at center this year ... allowed just one sack in 248 pass blocking situations.

## IT'S IN HIS BLOOD

- Left tackle Derrick Graham is Troy's' top-rated run blocker and close behind DK in pass blocker.

- Father, Derrick, played nine seasons in the NFL for the Raiders, Seahawks and Chiefs.

- Played 482 snaps, allowed one sack and no hits in 248 passing situations.

- Played 672 snaps as a true freshman at right tackles, allowed just two sacks in 432 passing snaps.

## NEW FACES

- Troy is replacing 104 starts across its offensive line with the departure of Austin Stidham (62), Jake Andrews (37), Deandre Butler (23) following the 2022 season.

- Oklahoma State transfer Eli Russ is slotted to take over the center duties for Jake Andrews, who was drafted by the New England Patriots.

- Russ played in 16 games over two seasons for the Cowboys ... all-state selection in high school. Played 60 snaps in the opener.

- Troy also welcomed Colby Smith (Auburn) and Elijah Philippe (Lackawanna College) to provide depth at the two tackle positions.

- Philippe was rated as the No. 4 JUCO offensive tackle in the country and the No. 10 JUCO player in the country per the 247 Sports and held offers from South Carolina, Florida State, Virginia Tech and Auburn.

- Smith was a top-35 prospect in North Carolina out of high school

## DEFENSE NOTES

### TROY IS A TURNOVER MACHINE

- Troy leads the country in forced turnovers since the start of the 2016 season.

1. Troy	179
2. Clemson	175
3. Iowa	175
4. UCF	172
5. Wisconsin	170

- Troy has forced a turnover in 83 of its last 101 games with multiple turnovers in 54 of those 101 games.

- Troy ranks fifth nationally in interceptions since the start of the 2016 season.

1. Iowa	121
2. Wisconsin	117
3. San Diego State	115
4. Appalachian State	113
5. Troy	110
Clemson	110

### KEEPING IT UNDER 100

#### Most Opp Held Less Than 100 Rushing Yards - Troy (FBS)

1. 2022.....	8
2017.....	8
3. 2006.....	7
2002.....	7
5. 2016 / 2008 / 2003 / 2004.....	6
9. 2021 / 2010 .....	4
11. 2023.....	3

### NO THIRD DOWNS FOR YOU

- Troy has held four opponents without a third-down conversion since moving to the FBS ranks.

LSU	2017	0-for-9
Arkansas State	2007	0-for-13
North Texas	2006	0-for-13
Florida Atlantic	2002	0-for-12

### FOURTH QUARTER, OUR QUARTER

- Like most teams, Troy preaches playing tough in the fourth quarter. Unlike most teams, Troy backs it up.

- Against FBS opponents in 2022, Troy led the country allowing 2.8 points per game in the fourth quarter. The Trojans were the only team to allow fewer than three points.

- Since the start of the 2022 season, Troy is eighth nationally allowing 8.40 points in the second half and seventh allowing 4.40 points in the fourth quarter.

### BEEP BEEP

- UTSA entered the 2022 Cure Bowl as one of the most vaunted offenses in the country, Troy didn't care.

- The Trojans limited UTSA to just 10 offensive points in the Cure Bowl, with three of those 10 points coming on a

4-play, 7-yard drive following a turnover; the Roadrunners entered the game averaging 38.7 points per game.

- Troy forced five turnovers and intercepted C-USA MVP Frank Harris twice in the game.

- Troy held UTSA to just 12 points ... the Roadrunners lowest output since Oct. 31, 2020.

- Troy forced a turnover on four straight possessions to end the first half and start the second half ... 5-of-6 UTSA drives in the second half ended with a turnover or on downs.

- UTSA entered the game ranked 12th nationally in scoring offense averaging 38.7 points per game; its previous low scoring output last season was 20 points at No. 20 Texas.

### KEEPING IT LESS THAN 400

- Troy has held its opponents to less than 400 yards per game in six of the last eight seasons.

- Entering the season, Troy was one of 41 schools over that time period to allow fewer than 400 yards per game in six of the last eight seasons. Of those 41 schools, Troy ranks 29th allowing an average of 368.33 yards per game over the full eight year period.

- Troy has held 15 of its last 16 opponents to fewer than 400 yards (432, Coastal Carolina).

- Troy has held opponents to fewer than 400 yards 27 times since the start of the 2021 season, the 10th most in the country ... Troy is 20-7 in those games.

- Troy is tied for eighth since the start of the 2022 season with 17 such games; the Trojans are 15-2 over that span.

- Troy held Kansas State to 397 yards in week two ... the Trojans became just the 24th team since 2000 to hold Kansas State to less than 400 yards.

Season	Yards Allowed
2023	281.3
2022	326.4
2021	337.9
2020	405.1
2019	434.2
2018	347.9
2017	340.1
2016	366.5
2015	391.2
2014	454.0
2013	483.2
2012	443.6
2011	465.0
2010	453.5
2009	424.5
2008	327.5
2007	378.2
2006	337.0

### DEFENSE QUICK HITTERS

- Troy has allowed a combined 10 points over the last three games; it is the fewest allowed by a Troy team since 1985 -- West Alabama (38-7), West Georgia (42-0), Valdosta State (10-3).

- Troy's shutout of Army was the first for the Black Knights at home since a 28-0 loss to South Florida on Sept. 27, 2003; it was the first time they were shutout overall since a 35-0 loss at Stanford on Sept. 13, 2014.

- Richard Jibunor is the FBS active leader in TFL yards (226) and sack yards (195), ranks second in sacks (26.0), and third in solo sacks (22).

- Javon Solomon ranks third among active FBS players in TFL yards (217), second in sack yards (171), sixth in TFLs (38.0) and fourth in sacks (23.0).

- Troy's opponents have put together 21 scoring drives this season and nine of the 21 drives have covered fewer than 50 yards.

- Since the start of the 2022 season, Troy has held 14 of its 21 opponents to 19 points or fewer, the fifth most in the country (tied with Georgia).

- Troy is second in the country (Michigan, which has played one more game than Troy), holding six opponents to 300 or fewer yards of total offense this season. The Trojans are sixth since the start of the 2022 season with 12 such games.

- Troy has held 15 of its last 16 opponents to fewer than 400 yards (432, Coastal Carolina).

- Troy has held opponents to fewer than 400 yards 27 times since the start of the 2021 season, the ninth most in the country ... Troy is 20-7 in those games.

- Troy is tied for eighth since the start of the 2022 season with 17 such games; the Trojans are 15-2 over that span.

- Troy is tied for ninth nationally, holding five of its seven opponents to 200 yards passing or fewer this season.

- Troy has held a team to less than 100 yards rushing or 100 yards passing in five straight games.

- Troy has held opponents to 228.0 yards in the month of October, the seventh fewest in the country, while the Trojans' 1.5 points per game allowed in the month lead the country.

- Troy has 11 sacks the last two weeks after just six in the first five games ... the Trojans have recorded nine tackles for loss each of the last two games.

- After forcing just two turnovers in the first three games, Troy's defense has forced nine turnovers the last four games.

- Remove the Kansas State game; Troy has held opponents to a 24.7 success rate on third down this season.

- Since week three, Troy ranks fourth nationally, allowing just 1332 yards of total offense and third, allowing 10.0 points per game (Penn State, 9.20; Michigan, 9.25).

- On the 20th defensive play against Arkansas State, Dell Pettus played his 3,000th career defensive snap for the Trojans. He has played the fifth most snaps among active defensive players nationally.

- Troy held Arkansas State to just 47 yards rushing in the game; the Trojans have held three of their last five opponents to less than 100 yards on the ground.

- The Trojans' defense stymied the Red Wolves, holding them to just 47 rushing yards and 156 yards through the air. Quarterback Jaylen Raynor had thrown for 616 yards and nine touchdowns in the past two games; today, he completed 15-of-27 passes for 156 yards with no scores.

- Troy is one of nine teams to not allow a rush of more than 30 yards this season; the Trojans are one of 19 teams to not allow a pass of 50-plus yards.

- Troy held Georgia State to seven points and 298 yards

of total offense, its fewest since being shutout against Coastal Carolina in 2020 (Oct. 31).

- Troy intercepted Darrin Grainger twice in the game at Georgia State after he had not thrown an interception since Oct. 19, 2022, at App State. It marked just the second time in his career (Coastal Carolina, 2022) that he threw multiple interceptions in a game.

- Troy held WKU to just 288 yards of total offense and 13 yards on the ground; the Hilltoppers had 284 yards at Ohio State the week before ... it was their fewest rushing yards since a -9 output at UTSA on Dec. 3, 2021, and lowest total output besides the Ohio State game since a 284-yard performance against Georgia State in the 2020 Camilla Bowl.

- Troy has held an opponent to less than 250 yards in 37 games since moving to the FBS level; the opener against SFA marked the first time in those games the Trojans allowed more than 27 points and just the second time allowing 21-plus points.

- Reddy Steward intercepted Stephen F. Austin's first play from scrimmage and returned it 45 yards for a touchdown. He is tied for first in Troy history with three career interception returns for a touchdown (Rayshun Reed, 1999-03); the interception was the sixth of his career.

- Troy has returned an interception for a touchdown in seven straight seasons following Reddy Steward's 45-yard return in the 2023 opener against Stephen F. Austin. The Trojans have a defensive touchdown in seven straight seasons and in 12 of the last 13 seasons.

- Despite allowing 30 points on the scoreboard in the opener, Troy's defense played much better than the point total lets on.

- 7 points directly from fumble return for TD
- 7 points on a drive where 41.3 percent of the yards (33-of-80) came via penalties
- 7 points against third-team defense
- 3 points on 34-yard drive following turnover
- 3 points on -4 yard drive following turnover

- Troy must replace the NCAA's all-time leader in tackles following the graduation of Carlton Martial ... he finished his career with 577 career tackles.

- Troy held eight of its final 13 opponents in 2022 to less than 100 yards rushing. The Trojans faced the nation's No. 2 (Army) and No. 3 (Ole Miss) rushing attacks last season.

- Troy held K-State to a combined 16 rushing yards on 15 carries in the second and third quarter.

- Troy held Kansas State to 147 rushing yards, tied for the 10th fewest by a Troy team against a ranked opponent.

- Troy recorded multiple sacks in 10-of-14 games last season, the eighth most in the country. The Trojans had four or more sacks in six games, which is tied for the fourth most nationally. Troy had five or more sacks in four games, which was for the most in the country.

- Last season, Troy allowed just 273.1 yards per game, 4.22 yards per play and 15.1 points per game in league games, which ranked third, second and seventh nationally, respectively, for teams against conference opponents.

- Through the first three conference games, Troy has allowed just 263.7 yards per game (10th), 8.7 points per game (2nd) and 4.3 yards per play (9th) ... (national ranking vs. conference opponents)

- Last season, Troy allowed the fifth-fewest plays of 20-plus yards (38), the sixth-fewest 20-plus yards runs (8) and the 13th-fewest 20-plus yard passes (31).

- Last season, Troy ranked eighth nationally in turnovers gained, 14th in sacks, eighth in scoring defense, 19th in total defense and 24th in rushing defense.

- Troy became just the second team since at least 2000 to win multiple games when scoring 10 or fewer points last season. South Alabama, 10-6, Army 10-9. Arkansas State was the only other school to do so; the Red Wolves beat Florida Atlantic, 3-0, and Troy, 9-3.

- Troy became the only school since 2000 to win five games when scoring 18 or fewer points ... the previous high was four, which had been done eight times, most recently by TCU in 2018.

- In October, Troy held opponents to 57.25 rushing yards (3rd), 2.20 yards per carry (3rd) and one rushing touchdown (1st) -- National rankings.

- Richard Jibunor was one of five players in the country with at least three forced fumbles, 7.5 sacks, 10 tackles for loss and an interception

- T.J. Jackson recorded 1.5 tackles for loss in five different games, tied for the 15th most in the country and tied for fourth nationally with 1.5 sacks in three different games.

- Troy held Army to 83 rushing yards and 125 total yards in the second half ... the Black Knights were 1-of-6 on third down.

- Army entered last year's game seventh nationally, averaging 5.71 yards per rush and second, averaging 302.5 rushing yards per game; Troy held Army to 279 yards on the ground and 4.5 yards per carry.

- Army averaged 3.25 rushing touchdowns per game entering last year's game; Troy held the Black Knights to just one rushing touchdown in the game.

- Troy has played eight quarters at Hancock Whitney Stadium and have not yielded a touchdown to South Alabama in its own stadium.

## STOPS BEHIND THE LINE

• A breakdown of Troy's top sack games against Sun Belt foes and top tackles for loss games against all opponents.

### Troy Sacks in Sun Belt Games

Opponent	Year	Sacks
1. Georgia Southern	2019	9
Coastal Carolina	2018	9
North Texas	2007	9
<b>4. Marshall</b>	<b>2022</b>	<b>7</b>
FIU	2008	7
6. Georgia Southern	2021	6
Idaho	2017	6
South Alabama	2016	6
Middle Tennessee	2010	6
FIU	2009	6
FIU	2006	6
Idaho	2004	6
Florida Atlantic	2004	6

### Troy Tackles for Loss (All Games - Since 2001 [FBS])

Opponent	Year	Sacks
1. ULM	2003	18
<b>2. Southern Miss</b>	<b>2021</b>	<b>16</b>
Marshall	2004	16
4. North Texas	2003	15
North Texas	2007	15
6. Florida A&M	2018	14
New Mexico State	2015	14
Middle Tennessee	2008	14
Florida Atlantic	2004	14
10. Utah State	2002	13.5

## SACK PARTY

• Troy tied a school FBS record with nine sacks against Coastal Carolina in 2018, against Georgia Southern in 2019 and Southern Miss in 2021.

• The Trojans rank eighth nationally since 2017 in sacks.

1. Clemson	293
2. Pittsburgh	276
3. Alabama	275
4. Penn State	251
5. Miami (Fla.)	250
6. Ohio State	245
7. Marshall	237
<b>8. Troy</b>	<b>230</b>

• The Trojans have the 10th most tackles for loss in the country since 2017.

1. Clemson	727
2. Miami (Fla.)	672
3. Alabama	633
4. Oklahoma State	614
5. Pitt	607
<b>12. Troy</b>	<b>566</b>

## HOLDING THEM UNDER 250

• Troy has held an opponent under 250 yards of total offense 38 times since moving to FBS in 2001 ... The Trojans are 33-5 in those games

### Opponents Less than 250 Yards Total Offense (FBS Era)

Opponent	Year	Yards	Score
Arkansas State	2023	203	W, 37-3
Stephen F. Austin	2023	240	W, 48-30
ULM	2022	228	W, 34-16
Southern Miss	2022	205	W, 27-10

Marshall	2022	174	W, 16-7
Southern Miss	2021	156	W, 21-9
Southern	2021	189	W, 55-3
South Alabama	2020	230	W, 29-0
Middle Tennessee	2020	241	W, 47-14
Akron	2019	242	W, 35-7
Campbell	2019	143	W, 43-14
South Alabama	2017	224	L, 8-19
Alabama State	2017	165	W, 34-7
Savannah State	2014	147	W, 66-3
Middle Tennessee	2010	207	W, 42-13
Alcorn State	2008	120	W, 65-0
Western Kentucky	2008	216	W, 17-7
Louisiana	2008	247	W, 48-3
North Texas	2007	205	W, 45-7
Arkansas State	2007	237	W, 27-0
Middle Tennessee	2007	209	W, 45-7
Alabama State	2006	134	W, 38-0
North Texas	2006	230	W, 14-6
Middle Tennessee	2006	203	W, 21-20
FIU	2006	245	W, 26-13
Cal Poly	2005	139	W, 27-10
North Texas	2005	229	W, 13-10
Arkansas State	2005	244	L, 3-9
Marshall	2004	177	W, 17-15
Arkansas State	2004	238	L, 9-13
Florida Atlantic	2004	248	W, 24-6
SE Louisiana	2003	236	W, 28-0
UAB	2002	223	L, 26-27

## DL NOTES

### BANDIT USUALLY AMONG SUN BELT BEST

• Troy's bandit position has produced some of the best the Sun Belt has to offer under coach Bam Hardmon. Troy's bandit has been named to the All-Sun Belt First Team in five of his eight seasons and earned all-conference honors eight times, including both bandits earning honors in 2020, 2021 and 2022. Additionally, Rashad Dillard was named the Sun Belt Defensive Player of the Year in 2016.

### D-LINE QUICK HITTERS

• Javon Solomon has moved from bandit to a defensive end position in 2023 to allow more packages where he and Richard Jibunor are on the field at the same time.

• Javon Solomon and Richard Jibunor entered the 2023 season with a combined 60.5 tackles for loss and 35.5 sacks.

• Luis Medina returns from injury and is a projected starter on the interior of Troy's defensive line. He was hurt week three at App State last year and missed the remainder of the season.

• Troy opened the season without two big weapons across its defensive front. T.J. Jackson served a suspension for the first two games of the season -- he was a first team All-Sun Belt pick last year after he finished as one of just 16 players nationally to record at least 14.5 tackles for loss, eight sacks and two forced fumbles on the year. Raymond Cutts suffered an injury on day one of training camp and missed the opener ... Cutts was a NJCAA First Team All-American last season with 11 sacks and 20 TFLs at Garden City CC.

## LB NOTES

### LINEBACKER QUICK HITTERS

• Troy must replace a combined 90 starts between Carlton Martial (56) and KJ Robertson (34) at the linebacker position.

• Troy had two players on the roster with starting experience at the FBS level heading into the opener -- Jayden McDonald (13) and Terry Thomas (1). Thomas earned a scholarship at the end of Troy's 2023 spring practice.

• Jayden McDonald, like Luis Medina, suffered a season-ending injury in Troy's Hail Mary loss at App State in week three last season.

• Steve Cattledge ranked as the nation's No. 10 overall junior college recruit (#2 LB) by On3.com ... As a sophomore, he led all of JUCO with 120 total tackles, including 21 tackles for loss and 10 sacks.

## SECONDARY NOTES

### NO-NONSENSE REDDY

• Reddy Steward has quietly become one of the top defenders in the Sun Belt and the country... not known for being over the top in his antics, Steward is certainly catching the eyes of opposing coaches.

• Took over the No. 2 jersey on defense previously worn by Carlton Martial.

• Represented Troy at Sun Belt Media Day.

• Tied for Troy's career lead with three INT returns for a touchdown and ranks second among active FBS players (Ole Miss, Teja Young - 4).

### 2023

• Intercepted the first play of the season and returned it 45 yards for a touchdown; the third INT return for a TD in his career.

• Recorded his second interception of the season during the second quarter at Kansas State.

• Became just the seventh Troy player since 2000 to have multiple interceptions in the first two games of a season. It marks the fourth time since 2018 (Tron Folsom, Terence Dunlap, Zion Williams) after Troy went 10 years (2008-18) without an occurrence of multiple interceptions by one player in the first two games.

### 2022

• Top-rated cornerback in the Sun Belt per PFF, second-rated corner in the G5 and in the country with an overall 90.7 grade.

• Ranked second nationally holding opponents to 8.7 yards after the catch and his NFL Passer Rating Against is the ninth best nationally

• Returned an interception 67 yards for a touchdown at Arkansas State and added another pick late in the fourth quarter to lock in Troy's Sun Belt West Title

### 2021

• Ranked second nationally (min. 25 targets) holding opponents to a 28.6 reception percentage (8-of-28).

• Among players with 20 or more targets, allowed the fewest receiving yards on the year with just 81 on the eight catches against him.

- Allowed just 37 yards after the catch ... Finished the year with an NFL Passer Rating Against of 24.7, the fifth-best in the country among cornerbacks with at least 200 coverage snaps.

## SECONDARY QUICK HITTERS

- Keyshawn Swanson played 196 snaps on defense and rated as Troy's No. 2 player on that side of the ball per Pro Football Focus with a 90.0 grade ... Missed just two tackles all season and allowed receptions on just 2-of-6 pass attempts.
- O'shai Fletcher held opponents to receptions on 57.1 percent of targets (36-of-63) and ranked 12th nationally holding opponents to just 9.0 yards per catch ... he is also the proud father of two.
- Troy bolstered its depth with the addition of two-time All-SWAC defensive back Irshaad Davis from Alabama State and Don Callis, who earned all-conference honors at East Central Oklahoma.
- Dell Pettus returns as Troy's most experienced player and one of the most experienced in the country with 47 career starts under his belt.
- Pettus earned Freshman All-America honors in 2019 and has been a rock in the secondary.

### More on Pettus

- Ranked 12th per Pro Football Focus among all Group of Five defenders with a 77.7 tackle grade, second-best among safeties
- Finished season with 66 tackles, a half tackle for loss, two pass break ups and a fumble recovery.
- Missed just eight tackles all season, 10.5 percent missed tackle rate 13th among G5 defenders.
- Limited opponents to receptions on 57.7 percent of targets (15-of-26), 14th-best in the G5 and fifth-best among safeties.

## SPECIAL TEAMS NOTES

### SPECIAL TEAMS QUICK HITTERS

- Troy broke in a new place kicker and new punter this season. The Trojans did not have a single player on its roster who has attempted a field goal or a punt at the FBS level prior to 2023.
- The Trojans do have one of the best long snappers in the country returning in senior Quentin Skinner. Skinner technically has two years of eligibility remaining, but will attempt to turn pro after this season.
- Last Season, the Trojans did not allow a kickoff return or a punt return touchdown all season and ranked 33rd nationally in opponent kickoff return average.
- Troy allowed just one punt return of more than 20 yards in 2022 and tied for eighth nationally allowing just one kickoff return of 30-plus yards -- the longest kickoff return by an opponent all season was 36 yards and the longest punt return was 23 yards.
- Scott Taylor Renfroe booted four field goals in the game at Army, already his sixth game this season with multiple field goals, which is tied for the most by a Trojan in program history since at least 2000 -- Sam Glusman (2008), Michael Taylor (2010). His 43-yard make in the third quarter was a career-long.

- Scott Taylor Renfroe tied a school record with his four made field goals at Army; Greg Whibbs also made four against Florida Atlantic in 2007.

- Scott Taylor Renfroe has made at least three field goals for the second straight week; his two games with three-plus field goals ranks as the second most in program history since at least 2000 (Tyler Sumpter did so in three games in 2018).

- Scott Taylor Renfroe's 15 field goals through the first seven games of the season are the most by a Troy kicker since at least 2000. His 15 field goals are tied for the most in Sun Belt history through a team's first seven games -- Josh Arauco (Arkansas State, 2008) & Mark Myers (Florida Atlantic, 2004) also made 15.

# GAME EIGHT | RECORDS

## TROY CAREER RECORDS

### PASSING YARDS

Player	Comp-Att	Yds
1. Corey Robinson (2010-13)	1179-1,823	13,477
2. Brandon Silvers (2014-17)	969-1,504	10,684
3. <b>Gunnar Watson (2018-pr.)</b>	<b>701-1,105</b>	<b>8,472</b>
4. Brock Nutter (1997-2001)	581-1,037	7,687
5. Sim Byrd (1966-68)	575-924	7,619

### PASSING ATTEMPTS

Player	Att
1. Corey Robinson (2010-13)	1,823
2. Brandon Silvers (2014-17)	1,504
3. <b>Gunnar Watson (2018-pr.)</b>	<b>1,105</b>
4. Brock Nutter (1997-2001)	1,037
5. Sim Byrd (1966-68)	924

### PASSING COMPLETIONS

Player	Att.	Comp
1. Corey Robinson (2010-13)	1,823	1,179
2. Brandon Silvers (2014-17)	1,504	969
3. <b>Gunnar Watson (2018-pr.)</b>	<b>1,105</b>	<b>701</b>
4. Brock Nutter (1997-2001)	1,037	581
5. Sim Byrd (1966-68)	924	575

### PASSING TOUCHDOWNS

Player	TD
1. Corey Robinson (2010-13)	81
2. Sim Byrd (1966-68)	79
3. Brandon Silvers (2014-17)	71
4. Brock Nutter (1997-2001)	49
<b>Gunnar Watson (2018-pr.)</b>	<b>49</b>

### PASS COMPLETION PERCENTAGE (min 100 attempts)

Player	Comp-Att	Pct
1. Deon Anthony (2012-13)	105-156	67.3
2. Kaleb Barker (2016-19)	402-603	66.7
3. Taylor Powell (2021)	125-189	66.1
4. Corey Robinson (2010-13)	1179-1823	64.7
5. Brandon Silvers (2014-17)	969-1,504	64.4
6. Sawyer Smith (2016, 18)	162-254	63.8
7. <b>Gunnar Watson (2018-pr.)</b>	<b>701-1,105</b>	<b>63.4</b>
8. Levi Brown (2008-09)	522-830	62.9
9. Jamie Hampton (2007-11)	133-212	62.7
10. Sim Byrd (1966-68)	575-924	62.2

### RUSHING YARDS

Player	Att	Yds
1. DeWhitt Betterson (2001-04)	653	3,441
2. <b>Kimani Vidal (2020-pr.)</b>	<b>638</b>	<b>3,300</b>
3. Jordan Chunn (2013-17)	679	3,120
4. Ted Horstead (1983-86)	638	2,926
5. Shawn Southward (2009-12)	542	2,793

### RUSHING ATTEMPTS

Player	Att	Yds
1. Jordan Chunn (2013-17)	679	3,120
2. DeWhitt Betterson (2001-04)	653	3,441
3. Ted Horstead (1983-86)	638	2,926
<b>Kimani Vidal (2020-pr.)</b>	<b>638</b>	<b>3,300</b>
5. Shawn Southward (2009-12)	542	2,793

### RUSHING TOUCHDOWNS

Player	Att	TD
1. Jordan Chunn (2013-17)	679	47
2. Joe Jackson (1994-97)	469	34
3. Shawn Southward (2009-12)	542	33
4. Mike Turk (1984-87)	493	32
5. DuJuan Harris (2007-10)	443	27
6. <b>Kimani Vidal (2020-pr.)</b>	<b>638</b>	<b>25</b>

## TACKLES FOR LOSS

Player	TFL
1. DeMarcus Ware (2001-04)	55.0
2. Carlton Martial (2018-22)	50.5
3. Tyler Roberts (2012-15)	41.5
4. Osi Umenyiora (1999-2002)	38.5
5. Brandon Lang (2006-09)	38.0
<b>Javon Solomon (2019-pr.)</b>	<b>38.0</b>
7. <b>Richard Jibunor (2020-pr.)</b>	<b>34.0</b>

### QUARTERBACK SACKS

Player	Sacks
1. Charles Pickett (1974-76)	43.0
2. Kenny Craik (1977-80)	31.0
3. Reggie Lowe (1994-97)	28.0
4. DeMarcus Ware (2001-04)	27.5
Antjuan Marsh (1989-92)	27.5
6. Gary Bradshaw (1980-83)	26.0
Rick Maxey (1974-77)	26.0
8. <b>Richard Jibunor (2020-pr.)</b>	<b>24.0</b>
Brandon Lang (2006-09)	24.0
Osi Umenyiora (1999-2002)	24.0
Pratt Lyons (1995-96)	24.0
12. Jesse Wallace (1977-80)	23.0
<b>Javon Solomon (2019-pr.)</b>	<b>23.0</b>

### INTERCEPTION RETURN TOUCHDOWNS

Player	Ret	TD
1. <b>Reddy Steward (2019-pr.)</b>	<b>7</b>	<b>3</b>
Rayshun Reed (1999-2003)	11	3
3. Jack Smith (1969-70)	13	2
Junior Haynes (1985-86)	2	2
Doug Mims (1987-89)	13	2
Clifford Ivory (1995-97)	9	2
Jimmy McClain (1998-2001)	4	2
Derrick Ansley (2000-04)	19	2
Boris Lee (2006-08)	8	2

### Troy Single-Season Records

#### Rushing Yards

Player	Rushes	Yards
1. Arrid Gregory, 1996	212	1,337
2. Jordan Chunn, 2016	279	1,288
3. DeWhitt Betterson, 2004	256	1,286
4. B.J. Smith, 2018	219	1,186
5. DeWhitt Betterson, 2003	244	1,161
6. Kimani Vidal, 2022	231	1,132
7. Ted Horstead, 1984	238	1,123
8. DuJuan Harris, 2008	210	1,077
9. Eddie Coleman, 1992	160	1,044
10. Shawn Southward, 2012	194	1,012
<b>Kimani Vidal, 2023</b>	<b>154</b>	<b>951</b>

#### Rushing Attempts

Player	Rushes
1. Jordan Chunn, 2016	279
2. DeWhitt Betterson, 2004	256
3. DeWhitt Betterson, 2003	244
4. Ted Horstead, 1984	238
5. Kimani Vidal, 2022	231
6. Mitch Lewis, 1987	228
7. Brandon Burks, 2015	224
Joe Jackson, 1996	224
9. B.J. Smith, 2018	219
10. Arrid Gregory, 1996	212
<b>Kimani Vidal, 2023</b>	<b>154</b>

## SUN BELT CAREER RECORDS

### SACKS

Player	Tackles
1. Ja'Von Rolland-Jones (A-State, 2014-17)	43.5
2. Nick Hampton (App State, 2018-22)	26.5
3. Demetrius Taylor (App State, 2017-21)	26.5
4. Tarron Jackson (Coastal Carolina, 2017-20)	25.0
5. <b>Richard Jibunor (Troy, 2020-pr.)</b>	<b>24.0</b>
Brandon Lang (Troy, 2006-09)	24.0
Quanterus Smith (WKU, 2009-12)	24.0
8. <b>Javon Solomon (Troy, 2019-pr.)</b>	<b>23.0</b>

## FBS ERA DEFENSIVE TOUCHDOWNS

Year	Player	Type	Yards	Opponent
2023	Reddy Steward	Interception	45	Stephen F. Austin
2022	Reddy Steward	Interception	67	Arkansas State
2022	Antonio Showers	Fumble	13	ULM
2022	Buddha Jones	Fumble	23	Marshall
2021	KJ Robertson	Interception	31	South Alabama
2021	Keyshawn Swanson	Interception	33	Texas State
2021	Zion Williams	Interception	19	Southern
2020	Dell Pettus	Interception	44	Georgia Southern
2020	Darrell Starling	Fumble	20	Arkansas State
2020	Reddy Steward	Interception	35	Georgia State
2020	Shakel Brown	Fumble	21	Georgia State
2019	Carlton Martial	Interception	64	Texas State
2019	Will Sunderland	Interception	29	South Alabama
2018	Tron Folsom	Interception	53	Florida A&M
2017	Marcus Jones	Interception	100	Arkansas State
2017	Blace Brown	Interception	53	Boise State
2015	Demetrius Cain	Fumble	17	Louisiana
2015	Demetrius Cain	Fumble	19	Georgia Southern
2015	LaMarcus Farmer	Interception	55	ULM
2015	Darrin Reddick	Fumble	27	ULM
2015	Rashad Dillard	Fumble	33	at New Mexico State
2014	Montres Kitchens	Interception	28	at Idaho
2013	Eli Canton	Interception	78	Savannah State
2013	Camren Hudson	Interception	65	Louisiana
2012	Brynden Trawick	Interception	70	Arkansas State
2011	LaDarius Madden	Interception	53	at Arkansas
2011	Chris Pickett	Fumble	63	Middle Tennessee
2011	Tony Davis	Fumble	29	at FIU
2009	Boris Lee	Interception	30	ULM
2008	Jorrick Calvin	Fumble	17	vs. Southern Miss
2008	Terence Moore	Interception	28	at LSU
2007	Chris Braswell	Fumble	16	at Western Kentucky
2007	Boris Lee	Fumble	1	at Arkansas State
2007	Boris Lee	Interception	28	ULM
2007	Elbert Mack	Interception	39	Louisiana
2004	Derrick Ansley	Interception	16	Middle Tennessee
2004	Robby Farmer	Interception	29	Middle Tennessee
2004	Leverne Johnson	Interception	24	Idaho
2004	Johnny Faulk	Fumble	79	Idaho
2004	Leodis McKelvin	Interception	71	Utah State
2003	Derrick Ansley	Interception	70	Marshall
2002	Johnny Faulk	Interception	34	Florida A&M
2001	David Philyaw	Fumble	8	at ULM
2001	Rayshun Reed	Interception	26	Cal State Northridge
2001	Rayshun Reed	Interception	73	Mississippi State

## FBS ERA SPECIAL TEAMS TOUCHDOWNS

Year	Player	Type	Yards	Opponent
2019	Reggie Todd	Kickoff Return	69	Southern Miss
2018	Marcus Jones	Kickoff Return	96	Coastal Carolina
2018	Cedarius Rookard	Punt Return	58	Nebraska
2017	Marcus Jones	Kickoff Return	99	Arkansas State
2017	Marcus Jones	Kickoff Return	87	Coastal Carolina
2017	Marcus Jones	Kickoff Return	91	Coastal Carolina
2016	Jabir Daughtry-Frye	Kickoff Return	100	New Mexico State
2016	Demetrius Cain	Punt Return (Blocked)	15	New Mexico State
2015	Teddy Ruben	Punt Return	64	Charleston Southern
2014	Chandler Worthy	Kickoff Return	89	New Mexico State
2014	Chandler Worthy	Kickoff Return	99	Appalachian State
2013	K.D. Edenfield	Punt Return (Blocked)	11	ULM
2010	Jerrel Jernigan	Punt Return	75	Louisiana
2010	Jerrel Jernigan	Kickoff Return	100	at Oklahoma State
2009	Bryan Willis	Kickoff Return	38	Louisiana
2008	Jorrick Calvin	Blocked Field Goal	65	Louisiana
2008	Jorrick Calvin	Kickoff Return	95	at North Texas
2007	Leodis McKelvin	Punt Return	52	North Texas
2007	Leodis McKelvin	Punt Return	84	at FIU
2007	Leodis McKelvin	Punt Return	74	Oklahoma State
2006	Leodis McKelvin	Punt Return	48	at FIU
2005	Leodis McKelvin	Kickoff Return	100	at South Carolina
2005	Leodis McKelvin	Punt Return	73	UAB
2004	Leodis McKelvin	Punt Return	64	Florida Atlantic
2004	Leodis McKelvin	Punt Return	60	Idaho
2001	Demontray Carter	Kickoff Return	94	Southern Utah

## FIELD POSITION

Opponent	TROY (Regulation)				Opponent	Opponents (Regulation)			
	No. of Drives	Avg. Start	Inside RZ	Cross 50		No. of Drives	Avg. Start	Inside RZ	Past 50
Stephen F. Austin	11	Own 32	7	8	Stephen F. Austin	12	Own 32	1	6
Kansas State	12	Own 24	2	6	Kansas State	12	Own 42	5	10
James Madison	13	Own 22	1	6	James Madison	12	Own 30	4	7
Western Kentucky	13	Own 32	5	9	Western Kentucky	11	Own 31	3	7
Georgia State	9	Own 33	4	7	Georgia State	9	Own 26	3	5
Arkansas State	11	Own 26	4	8	Arkansas State	11	Own 29	2	4
Army	12	Own 42	3	11	Army	12	Own 23	1	4
<b>Totals</b>	<b>81</b>	<b>Own 30.1</b>	<b>26</b>	<b>57</b>	<b>Totals</b>	<b>79</b>	<b>Own 30.4</b>	<b>19</b>	<b>43</b>

## DRIVE STATISTICS

Opponent	No.	TROY						Opponent	No.	Opponents					
		3 & Out	Pct.	Score	Pct.	TD	Pct			3 & Out	Pct.	Score	Pct.	TD	Pct.
Stephen F. Austin	11	1	9.1	7	63.6	5	45.5	Stephen F. Austin	12	5	41.7	5	41.7	2	16.7
Kansas State	12	6	50.0	3	25.0	1	8.3	Kansas State	12	4	33.3	6	50.0	6	50.0
James Madison	13	3	23.1	2	15.4	2	15.4	James Madison	12	4	33.3	4	33.3	1	8.3
Western Kentucky	13	3	23.1	5	38.5	3	23.1	Western Kentucky	11	4	36.4	4	36.4	2	18.2
Georgia State	9	3	33.3	5	55.6	3	33.3	Georgia State	9	3	33.3	1	11.1	1	11.1
Arkansas State	11	2	18.2	7	63.6	4	36.4	Arkansas State	11	4	36.4	1	9.1	0	0.0
Army	12	2	16.6	5	41.7	1	8.3	Army	12	4	33.3	0	0.0	0	0.0
<b>Total</b>	<b>81</b>	<b>20</b>	<b>24.7</b>	<b>34</b>	<b>42.0</b>	<b>19</b>	<b>23.5</b>	<b>Total</b>	<b>79</b>	<b>28</b>	<b>35.4</b>	<b>20</b>	<b>25.3</b>	<b>12</b>	<b>15.2</b>

## IN THE RED ZONE

Opponent	TROY					Opponent	Opponents				
	Times in RZ	TD	TD Pct.	FG	Score Pct.		Times in RZ	TD	TD Pct.	FG	Score Pct.
Stephen F. Austin	7	5	71.4	2	100.0	Stephen F. Austin	1	1	100.0	0	100.0
Kansas State	2	0	0.0	2	100.0	Kansas State	5	5	100.0	0	100.0
James Madison	1	1	100.0	0	100.0	James Madison	4	1	25.0	3	100.0
Western Kentucky	5	2	40.0	2	80.0	Western Kentucky	3	2	66.7	1	100.0
Georgia State	4	2	50.0	2	100.0	Georgia State	3	1	33.0	0	33.0
Arkansas State	4	2	50.0	2	100.0	Arkansas State	2	0	0.0	1	50.0
Army	3	0	0.0	3	100.0	Army	1	0	0.0	0	0.0
<b>Total</b>	<b>26</b>	<b>12</b>	<b>46.2</b>	<b>13</b>	<b>96.2</b>	<b>Total</b>	<b>19</b>	<b>10</b>	<b>52.6</b>	<b>5</b>	<b>78.9</b>

## 3RD DOWN AND ...

Yards	TROY								Total	Yards	Opponents								Total
	SFA	K-STATE	JMU	WKU	GSU	AST	ARMY				SFA	K-STATE	JMU	WKU	GSU	AST	ARMY		
1	2-2	0-1	0-1	3-3	0-0	2-2	1-1		8-10	1	0-1	1-1	1-2	0-0	0-1	0-0		2-5	
2-3	2-4	1-3	0-2	1-1	2-3	1-1	2-2		9-16	2-3	0-0	2-3	0-0	0-2	2-2	1-3	0-0	5-10	
4-6	1-2	0-3	0-3	1-3	3-7	2-4	1-4		8-26	4-6	1-3	3-3	0-6	2-5	2-5	1-3	1-5	10-30	
7-9	1-2	3-6	2-3	4-10	0-1	1-4	0-3		11-29	7-9	3-5	2-4	1-4	0-2	1-3	1-4	1-3	9-25	
10-14	1-2	2-5	1-7	1-2	1-1	0-0	0-2		6-19	10-14	0-3	1-3	1-1	0-1	0-1	1-3	0-3	3-15	
15+	0-0	0-0	0-1	0-1	0-1	0-2	0-1		0-6	15+	0-1	1-1	0-3	0-0	0-2	0-2	0-2	1-11	
4+	3-6	5-13	3-14	6-16	4-10	3-10	1-10		25-79	4+	4-12	7-11	2-14	2-8	3-11	3-12	2-13	23-81	
7+	2-4	5-11	3-11	5-13	1-3	1-6	0-6		17-54	7+	3-9	4-8	2-8	0-3	1-6	2-9	1-8	13-51	
10+	1-2	2-5	1-8	1-3	1-2	0-2	0-3		6-25	10+	0-4	2-4	1-4	0-1	0-3	1-5	0-5	4-26	
<b>Total</b>	<b>7-12</b>	<b>6-17</b>	<b>3-16</b>	<b>10-19</b>	<b>6-13</b>	<b>6-13</b>	<b>4-13</b>		<b>42-103</b>	<b>Total</b>	<b>4-13</b>	<b>10-15</b>	<b>3-16</b>	<b>2-10</b>	<b>5-13</b>	<b>4-16</b>	<b>2-13</b>	<b>30-96</b>	

# GAME EIGHT | OFFENSIVE DRIVES

## STEPHEN F. AUSTIN GAME

Plays	Yards	Time	Result
5	31	2:32	*TOUCHDOWN
2	75	0:38	*TOUCHDOWN
3	-4	1:17	Punt
5	59	2:08	*FIELD GOAL
4	12	1:09	Fumble
10	46	4:36	Fumble
3	75	0:24	*TOUCHDOWN
9	69	4:46	*FIELD GOAL
7	63	3:18	*TOUCHDOWN
6	25	3:40	Interception
8	54	4:47	*TOUCHDOWN
3	45	2:52	End of half

## KANSAS STATE GAME

Plays	Yards	Time	Result
3	4	1:32	Punt
10	36	4:04	Downs
6	20	2:48	Interception
14	73	6:44	*FIELD GOAL
5	75	1:37	*TOUCHDOWN
1	5	0:06	End of half
3	9	2:05	Punt
3	1	1:32	Punt
3	-5	1:38	Punt
3	-6	1:28	Punt
6	62	2:02	*FIELD GOAL
4	9	2:14	Downs
7	36	2:20	Fumble

## JAMES MADISON GAME

Plays	Yards	Time	Result
4	19	1:15	Interception
4	35	1:06	Punt
8	19	3:54	Downs
2	-6	1:24	Punt
7	75	2:56	*TOUCHDOWN
3	8	1:34	Punt
4	18	1:39	Punt
4	8	1:59	Punt
3	2	2:01	Punt
8	63	3:03	*TOUCHDOWN
4	22	2:06	Punt
5	16	2:15	Missed FG
19	47	2:29	Downs

## WESTERN KENTUCKY GAME

Plays	Yards	Time	Result
16	76	6:42	Fumble
5	35	2:40	Punt
12	56	6:27	*FIELD GOAL
3	7	1:37	Fumble
4	6	1:04	Punt
5	56	0:30	*TOUCHDOWN
3	-2	1:33	Punt
4	38	1:50	*TOUCHDOWN
9	66	5:59	*FIELD GOAL
3	9	2:07	Punt
10	89	4:56	*TOUCHDOWN
2	29	0:57	Fumble
7	47	2:29	End of half

## GEORGIA STATE GAME

Plays	Yards	Time	Result
12	93	6:02	*FIELD GOAL
10	64	5:11	*FIELD GOAL
5	18	2:54	Punt
3	5	1:02	Interception
2	2	0:53	End of half
6	75	3:04	*TOUCHDOWN
4	1	1:39	Missed FG
8	58	3:25	*TOUCHDOWN
4	2	2:23	Punt
14	68	8:15	*TOUCHDOWN

## ARKANSAS STATE GAME

Plays	Yards	Time	Result
12	75	5:10	*TOUCHDOWN
3	4	0:49	Punt
5	75	2:58	Fumble
6	71	2:02	*TOUCHDOWN
3	-1	1:52	Punt
7	27	3:13	*FIELD GOAL
7	53	0:51	*FIELD GOAL
9	59	4:19	*FIELD GOAL
5	18	3:27	Punt
8	95	4:00	*TOUCHDOWN
3	78	1:33	*TOUCHDOWN
6	20	3:51	Downs

## ARMY GAME

Plays	Yards	Time	Result
8	63	4:07	*FIELD GOAL
4	78	2:15	Fumble
6	17	3:05	*FIELD GOAL
5	35	1:12	*FIELD GOAL
3	2	0:58	Punt
4	63	0:43	*TOUCHDOWN
3	22	0:13	Missed FG
10	49	4:51	*FIELD GOAL
6	17	3:20	Punt
3	-14	2:40	Punt
7	17	4:49	Downs
6	50	1:55	Downs

**MILESTONE GAMES**

**100+ Yard Rushing Games**

Player	2023	2022	2021	2020	Career
Kimani Vidal	4	3	2	2	11

**100+ Yard Receiving Games**

Player	2023	2022	2021	2020	Career
Jabre Barber	2	2	-	-	4
Chris Lewis	1	-	-	-	1

**200+ Yard Passing Games**

Player	2023	2022	2021	2020	Career
Gunnar Watson	5	8	2	6	21

**300+ Yard Passing Games**

Player	2023	2022	2021	2020	Career
Gunnar Watson	2	4	1	4	11

**400+ Yard Passing Games**

Player	2023	2022	2021	2020	Career
Gunnar Watson	-	-	-	-	-

**Three-Plus Touchdown Passing Games**

Player	2023	2022	2021	2020	Career
Gunnar Watson	1	2	1	3	7

**Four-Plus Touchdown Passing Games**

Player	2023	2022	2021	2020	Career
Gunnar Watson	1	1	-	1	3

**TAKEAWAYS**

Opponent	Takeaway	Drive Result
Stephen F. Austin	INT (Steward)	TD (Return)
Kansas State	INT (Steward)	FG
WKU	Fumble (Swanson)	Punt
WKU	Fumble (Matthews)	TD
GSU	INT (Fletcher)	FG
GSU	INT (Ransaw)	Missed FG
GSU	Fumble (Jones)	TD
Army	Fumble (Fletcher)	Fumble
Army	Fumble (Jibunor)	Punt
Army	Fumble (Jinunor)	Downs
Army	INT (Davis)	End of game

**TURNOVERS**

Opponent	Turnover	Drive Result
SFA	Fumble (Watson)	TD (Return)
SFA	Fumble (Vidal)	FG
SFA	INT (Watson)	Downs
Kansas State	INT (Watson)	INT
Kansas State	Fumble (Crowder)	End of game
James Madison	INT (Watson)	Punt
WKU	Fumble (Watson)	TD
WKU	Fumble (Stoudemire)	Fumble
WKU	Fumble (Vidal)	TD
GSU	INT (Watson)	Punt
AST	Fumble (Stoudemire)	Punt
Army	Fumble (Barber)	Punt

**TROY OFFENSIVE SCORING DRIVES**

Opponent	Plays	Net Yards	TOP	Quarter	Scoring Play
Stephen F. Austin	5	31	2:32	1	10-yard pass
Stephen F. Austin	2	75	0:38	1	16-yard pass
Stephen F. Austin	5	59	2:08	1	29-yard field goal
Stephen F. Austin	3	75	0:24	2	19-yard pass
Stephen F. Austin	9	69	4:46	3	36-yard field goal
Stephen F. Austin	7	63	3:18	3	13-yard pass
Stephen F. Austin	8	54	4:47	4	3-yard run
Kansas State	14	73	6:44	2	24-yard field goal
Kansas State	5	75	1:37	2	21-yard pass
Kansas State	6	62	2:02	4	37-yard field goal
James Madison	7	75	2:56	2	14-yard pass
James Madison	8	63	3:03	4	24-yard pass
Western Kentucky	12	56	6:27	2	25-yard field goal
Western Kentucky	5	56	0:30	2	40-yard pass
Western Kentucky	4	38	1:50	3	19-yard run
Western Kentucky	9	66	5:59	3	26-yard field goal
Western Kentucky	10	89	4:56	4	11-yard run
Georgia State	12	93	6:02	1	22-yard field goal
Georgia State	10	64	5:11	2	38-yard field goal
Georgia State	6	75	3:04	3	45-yard run
Georgia State	8	58	3:25	3	14-yard pass
Georgia State	14	68	8:15	4	6-yard run
Arkansas State	12	75	5:10	1	1-yard run
Arkansas State	6	71	2:02	2	1-yard run
Arkansas State	7	27	3:12	2	27-yard field goal
Arkansas State	7	53	0:51	2	28-yard field goal
Arkansas State	9	59	4:19	3	39-yard field goal
Arkansas State	8	95	4:00	4	64-yard pass
Arkansas State	3	78	1:33	4	69-yard run
Army	8	63	4:07	1	24-yard field goal
Army	6	17	3:05	2	35-yard field goal
Army	5	35	1:12	2	32-yard field goal
Army	4	63	0:43	2	52-yard pass
Army	10	49	4:51	3	43-yard field goal

**OPPONENT OFFENSIVE SCORING DRIVES**

Opponent	Plays	Net Yards	TOP	Quarter	Scoring Play
Stephen F. Austin	12	49	5:22	1	36-yard field goal
Stephen F. Austin	9	80	4:47	2	2-yard run
Stephen F. Austin	8	34	2:26	2	48-yard field goal
Stephen F. Austin	4	-4	0:52	4	49-yard field goal
Stephen F. Austin	3	67	1:53	4	18-yard run
Kansas State	8	71	3:20	1	9-yard pass
Kansas State	12	56	4:25	2	2-yard run
Kansas State	5	66	0:39	2	39-yard pass
Kansas State	8	44	3:17	3	2-yard run
Kansas State	9	76	5:04	4	1-yard pass
Kansas State	6	34	3:44	4	1-yard run
James Madison	5	41	3:01	1	28-yard field goal
James Madison	5	14	0:54	2	36-yard field goal
James Madison	9	52	4:04	2	9-yard pass
James Madison	11	71	5:14	3	32-yard field goal
Western Kentucky	6	26	4:39	1	3-yard run
Western Kentucky	8	77	3:36	3	22-yard pass
Western Kentucky	7	69	2:48	4	24-yard field goal
Western Kentucky	5	80	1:34	4	12-yard pass
Georgia State	15	75	6:07	2	1-yard run
Arkansas State	13	47	4:22	4	45-yard field goal

## RUNS 12+ YARDS

Yards	Player	Opponent
69 *	Kimani Vidal	A-State
59	Kimani Vidal	SFA
55	Kimani Vidal	SFA
46	Kimani Vidal	K-State
45 *	Damien Taylor	GSU
43	Kimani Vidal	SFA
38	Damien Taylor	Army
36	Kimani Vidal	A-State
33	Kimani Vidal	A-State
27	Kimani Vidal	WKU
25	Jarris Williams	SFA
20	Kimani Vidal	A-State
19 *	Kimani Vidal	WKU
16	Asa Martin	Army
16	Gunnar Watson	A-State
15	Kimani Vidal	WKU
14	Damien Taylor	A-State
14	Kimani Vidal	GSU
14	Kimani Vidal	K-State
13	Asa Martin	SFA
13	Kimani Vidal	Army
12	Kimani Vidal	SFA
12	Kimani Vidal	SFA
12	Jarris Williams	SFA
12	Kimani Vidal	WKU
12	Jarris Williams	A-State

\* Touchdown

Kimani Vidal - 17  
 Jarris Williams - 3  
 Damien Taylor - 3  
 Asa Martin - 2  
 Gunnar Watson - 1

## RECEIVING 20+ YARDS

Yards	Player	Opponent
64 *	Chris Lewis (Watson)	A-State
52	Jabre Barber (Watson)	Army
52 *	Chris Lewis (Watson)	Army
51	Deshon Stoudemire (Watson)	A-State
47	Jabre Barber (Watson)	Army
44 *	Ethan Conner (Watson)	SFA
40 *	Chris Lewis (Watson)	WKU
38	Devonte Ross (Watson)	WKU
37	Jabre Barber (Watson)	GSU
32	Chris Lewis (Watson)	WKU
32	Peyton Higgins (Watson)	SFA
31	Jabre Barber (Watson)	GSU
30	Deshon Stoudemire (Watson)	WKU
30	Chris Lewis (Watson)	JMU
30	Jabre Barber (Watson)	K-State
29	Jabre Barber (Watson)	Army
29	Chris Lewis (Watson)	WKU
29	Devonte Ross (Watson)	JMU
28	Kimani Vidal (Watson)	WKU
27	Clayton Ollendieck (Watson)	K-State
27	Deshon Stoudemire (Watson)	A-State
26	Deshon Stoudemire (Watson)	JMU
26	Devonte Ross (Crowder)	K-State
26	Landon Parker (Watson)	SFA
25	Chris Lewis (Watson)	JMU
24 *	Jabre Barber (Watson)	JMU
24	Devonte Ross (Watson)	A-State
23	Deshon Stoudemire (Watson)	WKU
22	Chris Lewis (Watson)	JMU
21	Chris Lewis (Watson)	Army
21 *	Chris Lewis (Watson)	K-State
20	Asa Martin (Watson)	A-State

\* Touchdown

Chris Lewis - 9  
 Jabre Barber - 7  
 Deshon Stoudemire - 5  
 Devonte Ross - 4  
 Ethan Conner - 1  
 Peyton Higgins - 1  
 Landon Parker - 1  
 Clayton Ollendieck - 1  
 Kimani Vidal - 1  
 Asa Martin - 1

Gunnar Watson - 31  
 Goose Crowder - 1

## KICK RETURNS 30+ YARDS

Yards	Player	Opponent
51	Asa Martin	SFA

\* Touchdown

## PUNT RETURNS 20+ YARDS

Yards	Player	Opponent
-------	--------	----------

\* Touchdown

## DEFENSIVE RETURNS 20+ YARDS

Yards	Player	Opponent
45 *	Reddy Steward	SFA
27	Jayden McDonald	GSU

\* Touchdown

## OPPONENT BIG PLAYS

Run (12+ Yards).....	16
Passing (20+ Yards).....	18
Kick Returns (30+ Yards).....	2
Punt Returns (20+ Yards).....	0
Defensive Returns (20+ Yards).....	1

### By Opponent

Stephen F. Austin .....	9
Kansas State .....	7
James Madison.....	7
Western Kentucky .....	6
Georgia State.....	3
Arkansas State .....	2
Army.....	3

# OPPONENT SCHEDULES | GAME EIGHT

## STEPHEN F. AUSTIN (3-5, 2-4 UAC)

Date	Opponent	Result
Sept. 2	at Troy	L, 30-48
Sept. 9	Alcorn State	W, 38-10
Sept. 16	at Northwestern State	W, 41-7
Sept. 23	Austin Peay	L, 20-22
Sept. 30	Texas A&M Commerce	W, 56-27
Oct. 7	at Utah Tech	L, 31-37
Oct. 14	at Central Arkansas	L, 21-24
Oct. 21	Abilene Christian	L, 27-34
Nov. 4	Tarleton State	
Nov. 11	Southern Utah	
Nov. 18	at Eastern Kentucky	

## KANSAS STATE (5-2, 3-1 BIG 12)

Date	Opponent	Result
Sept. 2	SEMO	W, 45-0
Sept. 9	Troy	W, 42-13
Sept. 16	at Missouri	L, 27-30
Sept. 23	UCF	W, 44-31
Oct. 6	at Oklahoma State	L, 21-29
Oct. 14	at Texas Tech	W, 38-21
Oct. 21	TCU	W, 41-3
Oct. 28	Houston	
Nov. 4	at Texas	
Nov. 11	Baylor	
Nov. 18	at Kansas	
Nov. 25	Iowa State	

## JAMES MADISON (7-0, 4-0 SBC)

Date	Opponent	Result
Sept. 2	Bucknell	W, 38-3
Sept. 9	at Virginia	W, 36-35
Sept. 16	at Troy	W, 16-14
Sept. 23	at Utah State	W, 45-38
Sept. 30	South Alabama	W, 31-23
Oct. 14	Georgia Southern	W, 41-13
Oct. 19	at Marshall	W, 20-9
Oct. 28	Old Dominion	
Nov. 4	at Georgia State	
Nov. 11	UConn	
Nov. 18	App State	
Nov. 25	at Coastal Carolina	

## WESTERN KENTUCKY (4-3, 2-1 C-USA)

Date	Opponent	Result
Sept. 2	South Florida	W, 41-24
Sept. 9	Houston Christian	W, 52-22
Sept. 16	at Ohio State	L, 10-63
Sept. 23	at Troy	L, 24-27
Sept. 28	Middle Tennessee	W, 31-10
Oct. 5	at Louisiana Tech	W, 35-28
Oct. 17	at Jacksonville State	L, 17-20
Oct. 24	Liberty	
Nov. 4	at UTEP	
Nov. 11	New Mexico State	
Nov. 18	Sam Houston State	
Nov. 25	at FIU	

## GEORGIA STATE (6-1, 3-1 SBC)

Date	Opponent	Result
Aug. 31	Rhode Island	W, 42-35
Sept. 9	UConn	W, 35-14
Sept. 16	at Charlotte	W, 41-25
Sept. 21	at Coastal Carolina	W, 30-17
Sept. 30	Troy	L, 7-28
Oct. 14	Marshall	W, 41-24
Oct. 21	at Louisiana	W, 20-17
Oct. 26	at Georgia Southern	
Nov. 4	James Madison	
Nov. 11	App State	
Nov. 18	at LSU	
Nov. 25	at Old Dominion	

## ARKANSAS STATE (3-4, 1-2 SBC)

Date	Opponent	Result
Sept. 2	at Oklahoma	L, 0-73
Sept. 9	Memphis	L, 3-37
Sept. 16	Stony Brook	W, 31-7
Sept. 23	Southern Miss	W, 44-37
Sept. 30	at UMass	W, 52-28
Oct. 7	Troy	L, 3-37
Oct. 21	Coastal Carolina	L, 17-27
Oct. 28	at ULM	
Nov. 4	Louisiana	
Nov. 11	at South Alabama	
Nov. 18	Texas State	
Nov. 25	at Marshall	

## ARMY (2-5)

Date	Opponent	Result
Sept. 2	at ULM	L, 13-17
Sept. 9	Delaware State	W, 57-0
Sept. 15	at UTSA	W, 37-29
Sept. 23	at Syracuse	L, 16-29
Oct. 7	Boston College	L, 24-27
Oct. 14	Troy	L, 0-19
Oct. 21	at LSU	L, 0-62
Oct. 28	UMass	
Nov. 4	vs. Air Force	
Nov. 11	Holy Cross	
Nov. 18	Coastal Carolina	
Dec. 9	vs. Navy	

## TEXAS STATE (5-2, 2-1 SBC)

Date	Opponent	Result
Sept. 2	Baylor	W, 42-31
Sept. 9	at UTSA	L, 13-20
Sept. 16	Jackson State	W, 77-34
Sept. 23	Nevada	W, 35-24
Sept. 30	at Southern Miss	W, 50-36
Oct. 7	at Louisiana	L, 30-34
Oct. 14	ULM	W, 21-20
Oct. 28	Troy	
Nov. 4	Georgia Southern	
Nov. 11	at Coastal Carolina	
Nov. 18	at Arkansas State	
Nov. 25	South Alabama	

## SOUTH ALABAMA (4-3, 2-1 SBC)

Date	Opponent	Result
Sept. 2	at Tulane	L, 17-37
Sept. 9	SE Louisiana	W, 35-17
Sept. 16	at Oklahoma State	W, 33-7
Sept. 23	Central Michigan	L, 30-34
Sept. 30	at James Madison	L, 23-31
Oct. 7	at ULM	W, 55-7
Oct. 17	Southern Miss	W, 55-3
Oct. 28	Louisiana	
Nov. 2	at Troy	
Nov. 11	Arkansas State	
Nov. 18	Marshall	
Nov. 25	at Texas State	

## ULM (2-5, 0-4 SBC)

Date	Opponent	Result
Sept. 2	Army	W, 17-13
Sept. 9	Lamar	W, 24-14
Sept. 16	at Texas A&M	L, 3-47
Sept. 30	App State	L, 40-41
Oct. 7	South Alabama	L, 7-55
Oct. 14	at Texas State	L, 20-21
Oct. 21	at Georgia Southern	L, 28-38
Oct. 28	Arkansas State	
Nov. 4	at Southern Miss	
Nov. 11	Troy	
Nov. 18	at Ole Miss	
Nov. 25	at Louisiana	

## LOUISIANA (4-3, 1-2 SBC)

Date	Opponent	Result
Sept. 2	Northwestern State	W, 38-13
Sept. 9	at Old Dominion	L, 31-38
Sept. 16	at UAB	W, 41-21
Sept. 23	Buffalo	W, 45-38
Sept. 30	at Minnesota	L, 34-35
Oct. 7	Texas State	W, 34-30
Oct. 21	Georgia State	L, 17-20
Oct. 28	at South Alabama	
Nov. 4	at Arkansas State	
Nov. 9	Southern Miss	
Nov. 18	at Troy	
Nov. 25	ULM	

## SOUTHERN MISS (1-6, 0-4 SBC)

Date	Opponent	Result
Sept. 2	Alcorn State	W, 40-14
Sept. 9	at Florida State	L, 13-66
Sept. 16	Tulane	L, 3-21
Sept. 23	at Arkansas State	L, 37-44
Sept. 30	Texas State	L, 36-50
Oct. 7	Old Dominion	L, 13-17
Oct. 17	at South Alabama	L, 3-55
Oct. 28	at App State	
Nov. 4	ULM	
Nov. 9	at Louisiana	
Nov. 18	at Mississippi State	
Nov. 25	Troy	

# STARTS BY POSITION

## OFFENSE

<b>STARTS BY POSITION</b>					<b>QB</b> Watson (7)	<b>RB</b> Vidal (7)		
<b>WR-Z</b> Barber (7)	<b>WR-F</b> Stoudemire (6) Ross (1)	<b>WR-X</b> Lewis (4) Rogers (3)	<b>TE</b> Ollendieck (7)	<b>LT</b> Graham (7)	<b>LG</b> Austin (4) Betts (3)	<b>C</b> Russ (7)	<b>RG</b> King (7)	<b>RT</b> Betts (4) Burt (3)

## DEFENSE

<b>DE</b> Solomon (7)	<b>NT</b> Jones (7)	<b>DE</b> Jackson (4) Medina (2) Edwards (1)	<b>BAN</b> Jibunor (6) Lee (1)	
<b>CB</b> Steward (7)	<b>SPEAR</b> Ransaw (7)	<b>MLB</b> McDonald (7)	<b>WLB</b> Thomas (7)	<b>CB</b> Fletcher (7)
		<b>FS</b> Pettus (7)	<b>FS</b> Swanson (5) Davis (2)	

(#) Indicates times started at designated position.

Starts are calculated by depth chart position heading into game not playing first snap of game.

## GAME-BY-GAME OFFENSIVE STARTERS

Game	WR-Z	WR-F	WR-X	TE	LT	LG	C	RG	RT	QB	TB
SFA	Barber	Stoudemire	Rogers	Ollendieck	Graham	Betts	Russ	King	Burt	Watson	Vidal
Kansas State	Barber	Ross	Rogers	Ollendieck	Graham	Betts	Russ	King	Burt	Watson	Vidal
JMU	Barber	Stoudemire	Lewis	Ollendieck	Graham	Betts	Russ	King	Burt	Watson	Vidal
WKU	Barber	Stoudemire	Lewis	Ollendieck	Graham	Austin	Russ	King	Betts	Watson	Vidal
Georgia State	Barber	Stoudemire	Lewis	Ollendieck	Graham	Austin	Russ	King	Betts	Watson	Vidal
Arkansas State	Barber	Stoudemire	Lewis	Ollendieck	Graham	Austin	Russ	King	Betts	Watson	Vidal
Army	Barber	Stoudemire	Lewis	Ollendieck	Graham	Austin	Russ	King	Betts	Watson	Vidal

## GAME-BY-GAME DEFENSIVE STARTERS

Game	BANDIT	NT	DE	DE	MLB	WLB	SPEAR	FS	SS	CB	CB
SFA	Jibunor	Jones	Medina	Solomon	McDonald	Thomas	Ransaw	Pettus	Swanson	Steward	Fletcher
Kansas State	Jibunor	Jones	Edwards	Solomon	McDonald	Thomas	Ransaw	Pettus	Swanson	Steward	Fletcher
JMU	Jibunor	Jones	Medina	Solomon	McDonald	Thomas	Ransaw	Pettus	Davis	Steward	Fletcher
WKU	Jibunor	Jones	Jackson	Solomon	McDonald	Thomas	Ransaw	Pettus	Davis	Steward	Fletcher
Georgia State	Jibunor	Jones	Jackson	Solomon	McDonald	Thomas	Ransaw	Pettus	Swanson	Steward	Fletcher
Arkansas State	Lee	Jones	Jackson	Solomon	McDonald	Thomas	Ransaw	Pettus	Swanson	Steward	Fletcher
Army	Jibunor	Jones	Jackson	Solomon	McDonald	Thomas	Ransaw	Pettus	Swanson	Steward	Fletcher

# GAME EIGHT | GAME COMPARISON

GAME..... SCORE	FIRST DOWNS		RUSHING	C-A-I	PASSING		TOT OFF	PUNTS	FUM	PENALTIES		TIME OF
	TOT	RU-PA-PE	NO-YDS-TD		YDS	TD	PL-YDS	NO-AVG	F-L	NO-YDS	3DN	POSS
Troy.....48	25	14-9-2	42-342-1	14-22-1	198	4	64-540	1-51.0	3-3	5-43	7-of-12	32:14
vs. SFA.....30	16	7-7-2	28-104-2	18-31-1	136	0	59-240	4-44.2	1-0	3-35	4-of-13	27:46
Troy.....13	15	2-10-3	28-70-0	22-38-1	216	1	66-286	5-39.0	3-1	3-22	6-of-17	30:23
at K-State.....42	20	9-10-1	38-147-3	21-32-1	250	3	70-397	5-39.2	0-0	5-45	10-of-15	29:37
Troy.....14	18	1-15-2	19-(-12)-0	25-46-1	333	2	65-321	7-44.0	2-0	6-40	3-of-16	27:47
vs. JMU.....16	13	6-7-0	40-103-0	17-25-0	187	1	65-290	8-37.0	1-0	6-40	3-of-16	32:13
Troy.....27	24	10-13-1	47-172-2	22-35-0	349	1	82-521	4-37.8	5-3	7-71	10-of-19	38:59
vs. WKU.....24	16	2-11-3	13-13-1	24-40-0	275	2	53-288	5-37.8	2-2	3-21	2-of-10	21:01
Troy.....28	21	8-12-1	35-154-2	23-30-1	256	1	65-410	2-37.5	0-0	4-35	6-of-13	34:48
at Ga. State.....7	16	9-7-0	31-105-1	19-29-2	193	0	60-298	4-35.5	2-1	5-36	5-of-13	25:12
Troy.....37	20	13-5-2	50-351-3	12-21-0	236	1	71-587	3-42.7	1-1	8-75	6-of-13	34:04
vs. Ark State.....3	11	3-7-1	32-47-0	15-27-0	156	0	59-203	7-39.4	0-0	2-22	4-of-16	25:56
Troy.....19	15	10-5-0	39-222-0	10-21-0	227	1	60-449	3-25.0	1-1	9-80	4-of-13	30:08
at Army.....0	17	10-5-2	51-177-0	9-18-1	78	0	69-255	5-30.6	5-3	5-31	2-of-13	29:52

## #1 JABRE BARBER

Receptions: 9 (ULM, 2021)  
 Receiving Yards: 138 (Army, 2023)  
 Receiving TDs: 1 (7x, last JMU, 2023)  
 Long Catch: 60 (Marshall, 2022)

## #2 DEYUNKREA LEWIS

Receptions: 2 (4x, last Army, 2022)  
 Receiving Yards: 40 (Alabama A&M, 2022)  
 Receiving TDs: 1 (5x, last Louisiana, 2022)  
 Long Catch: 40 (Alabama A&M, 2022)  
 2-Point Conversion: 1 (Georgia State, 2023)

## #4 MARCUS ROGERS

Receptions: 5 (Alabama A&M, 2022)  
 Receiving Yards: 50 (Marshall, 2022)  
 Receiving TDs: 0  
 Long Catch: 50 (Marshall, 2022)

## #6 CHRIS LEWIS

Receptions: 5 (Kansas State, 2023)  
 Receiving Yards: 101 (Western Kentucky, 2023)  
 Receiving TDs: 1 (4x, last Army, 2023)  
 Long Catch: 64 (Arkansas State, 2023)

## #7 DEVONTE ROSS

Receptions: 6 (JMU, 2023)  
 Receiving Yards: 91 (Texas State, 2022)  
 Receiving TDs: 1 (2x, last JMU, 2023)  
 Long Catch: 38 (Western Kentucky, 2023)

## #9 GOOSE CROWDER

Rushes: 3 (Kansas State, 2023)  
 Rush Yards: -6 (Kansas State, 2023)  
 Long Rush: 4 (Kansas State, 2023)  
 Passing Yards: 49 (Kansas State, 2023)  
 Completions: 5 (Kansas State, 2023)  
 Pass Attempts: 6 (Kansas State, 2023)  
 Long Pass: 26 (Kansas State, 2023)  
 Total Offense: 20 (Kansas State, 2023)

## #11 DESHON STOUDEMIRE

Receptions: 7 (Western Kentucky, 2022)  
 Receiving Yards: 99 (2x, last Western Kentucky, 2023)  
 Receiving TDs: 1 (3x, last Coastal Carolina, 2022)  
 Long Catch: 65 (Coastal Carolina, 2022)

## #14 ETHAN CONNER

Receptions: 4 (Stephen F. Austin, 2023)  
 Receiving Yards: 51 (Stephen F. Austin, 2023)  
 Receiving TDs: 2 (Stephen F. Austin, 2023)  
 Long Catch: 19 (Stephen F. Austin, 2023)

## #15 JORDAN LOVETT

Rushes: 6 (Stephen F. Austin, 2023)  
 Rush Yards: 25 (Stephen F. Austin, 2023)  
 Long Rush: 6 (Stephen F. Austin, 2023)  
 Receptions: 1 (Stephen F. Austin, 2023)  
 Receiving Yards: -1 (Stephen F. Austin, 2023)  
 Long Catch: -1 (Stephen F. Austin, 2023)

## #16 PEYTON HIGGINS

Receptions: 2 (3x, last Kansas State, 2023)  
 Receiving Yards: 77 (Alabama A&M, 2022)  
 Receiving TDs: 1 (Alabama A&M, 2022)  
 Long Catch: 39 (Alabama A&M, 2022)

## #18 GUNNAR WATSON

Rushes: 8 (Middle Tennessee, 2020)  
 Rush Yards: 16 (Arkansas State, 2023)  
 Rushing TD: 2 (App State, 2022)  
 Long Rush: 16 (Arkansas State, 2023)  
 Passing Yards: 351 (Alabama A&M, 2022)  
 Completions: 34 (2x, last Ole Miss 2022)

Pass Attempts: 55 (Louisiana, 2021)  
 Passing Touchdowns: 4 (2x, last Alabama A&M, 2022)  
 Long Pass: 74 (Texas State, 2022)  
 Total Offense: 351 (Louisiana, 2021)

## #20 ASA MARTIN

Rushes: 3 (3x, last Arkansas State, 2023)  
 Rush Yards: 22 (Stephen F. Austin, 2023)  
 Long Rush: 6 (Stephen F. Austin, 2023)  
 Receptions: 2 (Arkansas State, 2023)  
 Receiving Yards: 28 (Arkansas State, 2023)  
 Long Catch: 20 (Arkansas State, 2023)

## #21 JARRIS WILLIAMS

Rushes: 6 (Stephen F. Austin, 2023)  
 Rush Yards: 48 (Stephen F. Austin, 2023)  
 Long Rush: 25 (Stephen F. Austin, 2023)  
 Rushing TDs: 1 (Stephen F. Austin, 2023)  
 Receptions: 1 (Kansas State, 2023)  
 Receiving Yards: 0 (Kansas State, 2023)

## #23 LANDON PARKER

Receptions: 1 (3x, last Georgia State, 2023)  
 Receiving Yards: 26 (Stephen F. Austin, 2023)  
 Long Catch: 26 (Stephen F. Austin, 2023)

## #24 DAMIEN TAYLOR

Rushes: 13 (Arkansas State, 2023)  
 Rush Yards: 69 (Georgia State, 2023)  
 Long Rush: 45 (Georgia State, 2023)  
 Rushing TDs: 1 (2x, last Georgia State, 2023)  
 Receptions: 1 (3x, last Georgia State, 2023)  
 Receiving Yards: 4 (2x, last Georgia State, 2023)  
 Long Catch: 4 (2x, last Georgia State, 2023)

## #28 KIMANI VIDAL

Rushes: 29 (ULM, 2022)  
 Rush Yards: 248 (Stephen F. Austin, 2023)  
 Long Rush: 60 (Arkansas State, 2023)  
 Rushing TDs: 4 (Ark State, 2022)  
 Receptions: 8 (Arkansas State, 2020)  
 Receiving Yards: 77 (Arkansas State, 2020)  
 Receiving TDs: 1 (Georgia State, 2023)  
 Long Catch: 44 (Stephen F. Austin, 2023)

## #89 CLAYTON OLLENDIECK

Receptions: 2 (2x, last Kansas State, 2023)  
 Receiving Yards: 38 (Kansas State, 2023)  
 Long Catch: 27 (Kansas State, 2023)

## #40 SCOTT TAYLOR RENFROE

Field Goals: 4 (Army, 2023)  
 Field Goal Attempts: 5 (Army, 2023)  
 Long Field Goal: 41 (Army, 2023)

## #48 ROBERT COLE

Punts: 7 (JMU, 2023)  
 50-Plus Punts: 2 (JMU, 2023)  
 Inside the 20: 4 (JMU, 2023)  
 Long Punt: 60 (JMU, 2023)

# GAME EIGHT | DEFENSE CAREER HIGHS

## #0 JAMARCUS CHATMAN

Tackles: 1 (Ole Miss, 2022)

## #1 DELL PETTUS

Tackles: 11 (Coastal Carolina, 2022)

Pass Break Up: 1 (8x, last Western Kentucky, 2022)

Interceptions: 1 (Georgia Southern, 2020)

Tackles for Loss: 1 (3x, last Stephen F. Austin, 2023)

Blocks: 1 (Liberty, 2021)

## #2 REDDY STEWARD

Tackles: 9 (South Alabama, 2021)

Tackle for Loss: 2 (BYU, 2020)

Sacks: 1 (2x, last Texas State, 2020)

Interceptions: 2 (Ark State, 2022)

Pass Break Up: 4 (UTSA, 2022)

## #3 KEYSHAWN SWANSON

Tackles: 6 (Stephen F. Austin, 2023)

Interceptions: 1 (Texas State, 2021)

Forced Fumble: 1 (2x, last Western Kentucky, 2023)

Pass Break Up: 1 (2x, last Georgia State, 2023)

## #4 BUDDHA JONES

Tackles: 6 (Marshall, 2022)

Tackle for Loss: 0.5 (2x, last Western Kentucky, 2022)

Forced Fumble: 1 (Georgia State, 2023)

## #5 DON CALLIS

Tackles: 2 (Arkansas State, 2023)

## #6 JAVON SOLOMON

Tackles: 9 (Southern Miss, 2021)

Tackles for Loss: 5 (Southern Miss, 2021)

Sacks: 3.5 (Southern Miss, 2021)

Interceptions: 1 (Georgia Southern, 2021)

Forced Fumble: 1 (2x, last Georgia State, 2020)

## #8 IRSHAAD DAVIS

Tackles: 8 (JMU, 2023)

Tackles for Loss: 1 (Kansas State, 2023)

Pass Break Ups: 2 (Arkansas State, 2023)

Interceptions: 1 (Army, 2023)

## #9 RICHARD JIBUNOR

Tackles: 6 (4x, last JMU, 2023)

Sacks: 2.5 (Southern Miss, 2021)

Tackles for Loss: 2.5 (2x, last Southern Miss, 2021)

Interceptions: 1 (3x, last UTSA, 2022)

Pass Break Up: 2 (Western Kentucky, 2022)

Forced Fumble: 2 (Army, 2023)

## #10 JAYDEN McDONALD

Tackles: 16 (Georgia State, 2020)

Sacks: 1.0 (Liberty, 2021)

Tackles for Loss: 3.0 (Georgia State, 2020)

Fumble Recovery: 1 (2x, last Georgia State, 2023)

Interceptions: 1 (Southern, 2021)

Pass Break Up: 1 (2x, last Kansas State, 2023)

## #11 O'SHAI FLETCHER

Tackles: 8 (South Alabama, 2022)

Tackles for Loss: 2 (Stephen F. Austin, 2023)

Pass Break Up: 2 (4x, last UTSA, 2022)

Interception: 1 (Georgia State, 2023)

## #12 TERRY THOMAS

Tackles: 8 (App State, 2022)

Tackles for Loss: 1.5 (Kansas State, 2023)

Interceptions: 1 (Alabama A&M, 2022)

Pass Break Up: 1 (Arkansas State, 2023)

## #13 TJ THOMPSON

Tackles: 1 (Stephen F. Austin, 2023)

## #14 CALEB RANSAW

Tackles: 6 (Western Kentucky, 2022)

Tackle for Loss: 1 (Western Kentucky, 2023)

Pass Break Up: 1 (2x, last Western Kentucky, 2023)

Interception: 1 (Georgia State, 2023)

## #15 ZACH EDWARDS

Tackles: 3 (Kansas State, 2023)

Pass Break Up: 1 (Stephen F. Austin, 2023)

## #17 CARLOSS CRAWFORD

Tackles: 2 (Middle Tennessee, 2020)

## #19 DARRELL STARLING

Tackles: 4 (2x, last Southern Miss, 2021)

Fumble Recovery: 1 (Arkansas State, 2020)

Tackles for Loss: 1 (3x, last Arkansas State, 2023)

Pass Break Up: 1 (Southern Miss, 2021)

## #22 STEVEN CATTLEGE

Tackles: 2 (Stephen F. Austin, 2023)

## #25 JUSTIN POWE

Pass Break Up: 1 (Arkansas State, 2023)

## #27 JOHN BUTLER

Tackles: 1 (App State, 2022)

## #29 JACK TCHIENCHOU

Tackles: 2 (Stephen F. Austin, 2023)

## #31 RAYMOND CUTTS

Tackles: 2 (JMU, 2023)

## #32 PHILLIP LEE

Tackles: 4 (Stephen F. Austin, 2023)

Tackles for Loss: 1 (2x, last Army, 2023)

Sacks: 1 (2x, last Army, 2023)

## #42 BLAKE MATTHEWS

Tackles: 1 (JMU, 2023)

## #44 JORDAN STRINGER

Tackles: 7 (Western Kentucky, 2023)

Tackles for Loss: 1 (Kansas State, 2023)

Sacks: 0.5 (Army, 2023)

## #85 ERIC SHAW

Tackles: 1 (Arkansas State, 2023)

Sacks: 0.5 (Arkansas State, 2023)

Tackles for Loss: 0.5 (Arkansas State, 2023)

## #92 JULIAN PETERSON

Tackles: 2 (Arkansas State, 2023)

Sacks: 1.5 (Arkansas State, 2023)

Tackles for Loss: 1.5 (Arkansas State, 2023)

## #95 LUIS MEDINA

Tackles: 7 (App State, 2021)

Tackles for Loss: 1.0 (2x, last Southern Miss, 2021)

Sacks: 1.0 (2x, last Southern Miss, 2021)

## #97 AJ PIERCE

Tackles: 5 (South Alabama, 2020)

Tackle for Loss: 2.0 (2x, last Marshall, 2022)

Sacks: 1.0 (2x, last vs. Marshall, 2022)

## #98 T.J. JACKSON

Tackles: 8 (Army, 2022)

Tackle for Loss: 3.0 (Marshall, 2022)

Sacks: 1.5 (2x, last S. Miss, 2022)



SCAN FOR PLAYER  
CAREER STATS



SCAN FOR COMPLETE  
ROSTER & BIO



SCAN FOR PLAYER  
GAME-BY-GAME STATS

Shutout an opponent: .....Oct. 14, 2023, at Army (19-0)

Rushed for more than 300 yards: ..... Sept. 2, 2023, vs. Stephen F. Austin  
..... (42 rushes, 342 yards)

Rushed for more than 400 yards: .....Sept. 14, 2002 vs. Southern Utah  
..... (52 rushes, 464 yards)

Passed for more than 300 yards: .....Sept. 23, 2023, vs. Western Kentucky  
..... (349 yards)

Passed for more than 400 yards: .....Sept. 10, 2022, vs. Alabama A&M  
..... (464 yards)

Recorded 600-699 yds offense: .....Nov. 9, 2019, vs. Georgia Southern  
..... (273 rushing, 330 passing, 603 total)

Recorded more than 700 yds offense: ..... Sept. 3, 2016 vs. Austin Peay  
..... (383 rushing, 323 passing, 706 total)

Ran at least 100 plays .....Oct. 12, 2013 at Georgia State (102 plays)

Scored 50 or more points: .....Sept. 4, 2021, vs. Southern

Returned the Opening Kickoff for TD: ..... Sept. 29, 2018, vs. Coastal Carolina  
..... (96 yards by Marcus Jones)

Scored on First Play: ..... Sept. 3, 2016 vs. Austin Peay  
..... (48-yard run by Jordan Chunn)

Scored on First Two Plays: ..... Nov. 18, 2000 vs. Jacksonville State  
..... (65-yard pass from Brock Nutter to Jonathan Carter  
..... 33-yard pass from Thad Buttone to Jonathan Carter)

Scored on a Hail Mary .....Sept. 23, 2023, vs. Western Kentucky  
..... 40-yard pass from Gunnar Watson to Chris Lewis, end of first half

Scored on First Play of Second Half .....Oct. 1, 2016 at Idaho  
..... (John Johnson 60-yard pass from Brandon Silvers)

Scored on First Play of Season ..... Sept. 3, 2016 vs. Austin Peay  
..... (48-yard run by Jordan Chunn)

Rushed for less than 100 yards: ..... Sept. 16, 2023, vs. James Madison  
..... (19 rushes, -12 yards)

Passed for less than 100 yards: .....Nov. 17, 2018, vs. Texas State  
..... (13-27, 79 yards)

Passed for less than 100 yds in 3 straight games: ..... Oct. 16-23-30, 2004  
..... at Arkansas State (73 yards); at LSU (60 yards); vs. Idaho (48 yards)

Failed to record 200 yards total offense: .....Dec. 16, 2022, vs. UTSA  
..... (47 rushing, 113 passing, 160 total)

Failed to record 100 yards total offense: ..... Oct. 9, 1982 vs SE Louisiana  
..... (27 rushing, 48 passing, 75 total)

Failed to score a touchdown and lost: .....Nov. 23, 2019, at Louisiana (3-53)

Failed to score a touchdown and won: .....Nov. 17, 2018, vs. Texas State  
..... (12-7; four field goals)

Held an opponent to less than 100 yards rushing: .....Sept. 23, 2023, vs. Western Kentucky  
..... (13 carries, 13 yards)

Held an opponent to negative yards rushing: ..... Sept. 18, 2021, at Southern Miss  
..... (39 carries, -1 yards)

Held an opponent to less than 100 yards passing: ..... Oct. 14, 2023, vs. Army  
..... (9-18, 78 yards)

Held an opponent to less than 50 yards passing: .....Oct. 30, 2014  
..... at Georgia Southern (6-10, 40 yards)

Held an opponent to less than 10 yards passing: .....Oct. 27, 2001  
..... vs. Southern Utah (1-8, 6 yards)

Held opponent to less than 200 yards total offense: ..... Sept. 24, 2022, vs. Marshall  
..... (96 rush, 78 pass, 174 total)

Returned a kickoff for a touchdown: ..... Sept. 14, 2019, vs. Southern Miss  
..... (69 yards by Reggie Todd)

Returned a punt for a touchdown: ..... Sept. 15, 2018, at Nebraska  
..... (Cedarius Rookard, 58 yards)

Blocked an opponent's punt: .....Dec. 5, 2020, at South Alabama (Kaylon Geiger)

Blocked two opponent punts in a game: ..... Oct. 26, 2002 vs. FAU

Blocked an opponent's field goal attempt: ..... Sept. 24, 2022, vs. Marshall  
..... (Caleb Ransaw)

Blocked an opponent's PAT try: ..... Sept. 18, 2021, at Southern Miss  
..... (Will Choloh)

Returned an interception for a TD: ..... Sept. 2, 2023, vs. Stephen F. Austin  
..... (Reddy Steward, 45 yards)

Returned a fumble for a touchdown: ..... Sept. 24, 2022, vs. Marshall  
..... (Buddha Jones, 23 yards)

Returned a fumble and an INT for touchdowns: ..... Oct. 24, 2020, vs. Georgia State  
..... (Shakel Brown, 21-yard fumble; Reddy Steward, 35-yard INT)

Attempted an on-side kick .....Nov. 27, 2021, at Georgia State (Unsuccessful)

Converted an on-side kick ..... Oct. 10, 2020, vs. Texas State

Attempted a fake punt ..... Nov. 9, 2019, vs. Georgia Southern (Successful)

Attempted a fake field goal: ..... Oct. 31, 2014, at Appalachian State  
..... (Unsuccessful, made first down but fumbled)

Scored a safety: ..... Dec. 5, 2020, at South Alabama  
..... TEAM

Returned a PAT attempt for two points: ..... Nov. 25, 2000  
..... Chris Archie vs. Appalachian State (INT, 102 yards)

Had a player rush for 100 yards in a game: ..... Oct. 14, 2023, at Army  
..... (Kimani Vidal, 116 yards)

2 players rush for 100 yards in a game: ..... Oct. 4, 2018, vs. Georgia State  
..... (B.J. Smith, 143 yards; Kaleb Baker, 111 yards)

3 players rush for 100 yards in a game: ..... Sept. 14, 2002 vs. S. Utah  
..... (Marrio Fraser, 125; DeWhitt Betterson, 122; LeBarron Black, 100)

Quarterback rush for 100 yards in a game: ..... Oct. 4, 2018, vs. Georgia State  
..... Kaleb Barker (5 carries, 111 yards)

Player rushed for 100 yds in consecutive games: ..... 2022, Kimani Vidal  
..... (242 vs. ULM, 208 at Arkansas State)

Player rushed for 100 yds in three consecutive games: .....2018, B.J. Smith  
..... (103 vs. Coastal Carolina; 140 vs. Georgia State; 111 at Liberty)

Player rushed for 100 yds in four consecutive games: .....2018, B.J. Smith  
..... (103 vs. Coastal Carolina; 140 vs. Georgia St; 111 at Liberty, 170 at South Alabama)

Player rushed for 100 yds in five consecutive games: .....2018, B.J. Smith  
..... (103 vs. Coastal Carolina; 140 vs. Georgia St; 111 at Liberty,  
..... 170 at South Alabama, 103 vs. Louisiana)

Player rush for more than 200 yards in a game: ..... Sept. 2, 2023, vs. Stephen F. Austin  
..... (Kimani Vidal, 25 carries, 248 yards)

Had a player record 40 carries in a game: ..... Nov. 15, 2003 vs. Utah St  
..... (DeWhitt Betterson, 46 carries, 230 yards, 2 TDs)

Had a player rush for three TD in a game: .....Nov. 26, 2022, at Arkansas State  
..... (Kimani Vidal - 4)

Had a player rush for four TD in a game: .....Nov. 26, 2022, at Arkansas State  
..... (Kimani Vidal)

Player record 100 yards rushing and receiving : ..... Sept. 9, 2000 vs. App State  
..... (Demontray Carter, 102 rushing & 153 receiving)

2 players with more than 100 yards receiving in a game: ..... Sept. 24, 2022, vs. Marshall  
..... (Tez Johnson, 121; Jabre Barber 101)

3 players with more than 100 yards receiving in a game: ..... Sept. 14, 2019, vs. Southern Miss  
..... (Geiger, 118; Eafford, 110; Whittemore, 110, McClain, 104)

4 players with more than 100 yards receiving in a game: .....Sept. 14, 2019, vs. Southern Miss  
..... (Geiger, 118; Eafford, 110; Whittemore, 110, McClain, 104)

Made three field goals in a game: ..... Sept. 24, 2022, vs. Marshall  
..... (Brooks Buce - 40, 25, 28)

Make a game-winning FG with less than one minute in game: .....Oct. 17, 2020, vs. Eastern Kentucky  
..... (Evan Legassey, 47 yards, 0:02)

Played an overtime game: .....Oct. 31, 2015 at Appalachian State  
..... (Appalachian State 44, Troy 41 3OT)

Punted on third down: ..... Oct. 12, 2002, vs. Mississippi State  
..... (3rd-and-16 from the Troy 4-yard line)

A player record two interceptions in a game: .....Nov. 26, 2022, at Arkansas State  
..... (Reddy Steward)

A player record three interceptions in a game: ..... Nov. 15, 2014  
..... at Idaho (Montres Kitchens)

A player recorded multiple interceptions in consecutive games: ..... Blace Brown  
..... (Sept. 24, 2016 vs. New Mexico State [2] & Oct. 1, 2016 at Idaho [2])

Rallied from 17-point or more deficit .....Nov. 5, 2022, at Louisiana; trailed 17-0, won 23-17  
20-Play Scoring Drive ..... Nov. 5, 2022, at Louisiana

## LAST TIME ... AN OPPONENT

Shutout Troy: ..... Sept. 20, 2014 at Georgia (0-66)

Rushed for more than 300 yards: ..... Nov. 7, 2020, at Georgia Southern  
..... (61 attempts, 326 yards)

Passed for more than 300 yards: ..... Oct. 1, 2022, at WKU  
..... (406 yards)

Had more than 500 yards total offense: ..... Dec. 12, 2020, vs. Coastal Carolina  
..... (176 rushing, 338 passing, 514 overall)

Had more than 600 yards total offense: ..... Sept. 26, 2020, at BYU  
..... (192 rushing, 472 passing, 664 overall)

Returned a kickoff for a touchdown: ..... Sept. 14, 2019, vs. Southern Miss  
..... (Jaylond Adams, 100 yards)

Returned a punt for a touchdown: ..... Sept. 2, 2017, at Boise State  
..... (Avery Williams, 81 yards)

Returned two punts for TD in a game: ..... Aug. 31, 2002 vs. Nebraska  
..... (DeJuan Groce, 83 and 72 yards)

Returned a blocked punt for a touchdown: ..... Dec. 3, 2011  
..... at Arkansas State (Jones)

Blocked a Troy punt: ..... Nov. 5, 2022, at Louisiana

Blocked two Troy punts: ..... Nov. 2, 2002 vs. Arkansas  
..... (Tom Crowder and Bo Mosley)

Blocked a Troy field goal attempt: ..... Dec. 5, 2020, at South Alabama

Blocked a Troy field goal and returned for TD: ..... Never (FBS era)

Blocked a Troy PAT Attempt: ..... Nov. 5, 2022, at Louisiana

Returned an interception for a TD: ..... Oct. 2, 2021, at South Carolina

Returned a fumble for a touchdown: ..... Sept. 2, 2023, vs. Stephen F. Austin

Returned a fumble and an INT for touchdowns: ..... Sept. 7, 2002 vs. UAB  
..... (Chris Brown, 91-yard fumble; Gaylon Black, 30-yard INT)

Scored a safety: ..... Dec. 16, 2022, vs. UTSA

Returned a missed PAT attempt for two points: ..... Never

A player rushed for 200 yards in a game: ..... Nov. 26, 2011 at WKU  
..... (Bobby Rainey, 43 carries, 227 yards, 3 TDs)

Converted a Fake Punt: ..... Sept. 30, 2023, at Georgia State

Failed on a Fake Punt: ..... Sept. 17, 2016, at Southern Miss

## GAME 1

<b>SFA</b>	<b>3</b>	<b>17</b>	<b>0</b>	<b>10</b>	<b>30</b>
<b>TROY</b>	<b>21</b>	<b>10</b>	<b>10</b>	<b>7</b>	<b>48</b>

SEPT. 2 • TROY, ALA. • VETERANS MEMORIAL STADIUM • 28,179

	SFA	TROY
<b>FIRST DOWNS</b>	<b>16</b>	<b>25</b>
Rushing	7	14
Passing	7	9
Penalty	2	2
<b>NET YARDS RUSHING</b>	<b>104</b>	<b>342</b>
Rushing Attempts	28	42
Average Per Rush	3.7	8.1
Rushing Touchdowns	2	1
Yards Gained Rushing	117	353
Yards Lost Rushing	13	11
<b>NET YARDS PASSING</b>	<b>136</b>	<b>198</b>
Completions-Attempts-Int	18-31-1	14-22-1
Average Per Attempt	4.4	9.0
Average Per Completion	7.6	14.1
Passing Touchdowns	0	4
<b>TOTAL OFFENSE YARDS</b>	<b>240</b>	<b>540</b>
Total offense plays	59	64
Average Gain Per Play	4.1	8.4
Fumbles: Number-Lost	1-0	3-3
Penalties: Number-Yards	3-35	5-43
<b>PUNTS-YARDS</b>	<b>4-177</b>	<b>1-51</b>
Average Yards Per Punt	44.2	51.0
Net Yards Per Punt	42.5	31
Inside 20	1	0
50+ Yards	0	1
Touchbacks	0	1
Fair catch	2	0
<b>KICKOFF-YARDS</b>	<b>7-436</b>	<b>9-534</b>
Average Yards Per Kickoff	62.3	59.3
Net Yards Per Kickoff	35.4	37.2
Touchbacks	4	4
Fair Catch Yards	0	0
Punt returns: Number-Yards-TD	0-0-0	2-7-0
Average Per Return	0.0	3.5
Kickoff returns: Number-Yds-TD	5-99-0	3-88-0
Average Per Return	19.8	29.3
Interceptions: Number-Yds-TD	1-6-0	1-45-1
Fumble Returns: Number-Yds-TD	1-37-1	0-0-0
Miscellaneous Yards	0	0
Possession Time	25:53	32:14
1st Quarter	09:51	05:09
2nd Quarter	07:25	07:35
3rd Quarter	06:56	08:04
4th Quarter	01:41	11:26
Third-Down Conversions	4-13	7-12
Fourth-Down Conversions	0-2	0-0
Red-Zone Scores-Chances	1-1	7-7
Touchdowns	1-1	5-7
Field goals	0-1	2-7
Sacks By: Number-Yards	0-0	0-0
PAT Kicks	3-3	6-6
2Pts Conversions	0-0	0-0
Field Goals	3-3	2-2
Points off Turnover	13	7

### NOTABLE

- Attendance for the game was announced at 28,179, which ranks as the fifth-largest in Veterans Memorial Stadium history and the second-largest season opener behind Boise State in 2018.

- Dell Pettus extended his NCAA-best starting streak to 48 consecutive games.

- Troy extended its winning streak to 12 games with the victory; Troy's longest winning streak is the second-longest active streak in the country (Georgia, 18). Troy's 12-game winning streak is its longest since the 1987-88 season when those teams won 12 straight games.

- The last time Troy opened the game with an offensive and defensive touchdown on back-to-back drives was against Georgia Southern on Nov. 11, 2015. The Trojans recorded a touchdown on their first offensive possession and then had a fumble recovery for a touchdown on Georgia Southern's first offensive possession.

- Kimani Vidal rushed for 248 yards on 25 carries to set the single-game rushing record. He is now tied for fourth all-time in Troy history with eight career 100-yard rushing yard games

- Kimani Vidal has averaged 164.8 rushing yards in the last five games, including two 200-yard games and today's 248-yard game.

- Gunnar Watson threw touchdown passes in the first half – for his seventh career game with three touchdown strikes. He added a fourth in the waning moments of the third quarter for his third career game with four touchdown passes.

- Reddy Steward intercepted Stephen F. Austin's first play from scrimmage and returned it 45 yards for a touchdown. He is tied for first in Troy history with three career interception returns for a touchdown (Rayshun Reed, 1999-03); the interception was the sixth of his career.

## STAT LEADERS

### STEPHEN F. AUSTIN

Rushing	No	Yds	TD	Lg	Avg
Williams, Anthony	9	55	1	20	6.1
Wimbley, Jerrell	16	51	1	12	3.2

Passing	A	C	I	Yds	TD	Lng
Mauer, Brian	31	18	1	136	0	24

Receiving	No.	Yds	TD	Long
Wafer, Khi'yon	4	22	0	16
Rikel, Lawton	3	40	0	24
Thompson, Josh	3	35	0	16
Wimbley, Jerrell	2	17	0	11

### TROY

Rushing	No	Yds	TD	Lg	Avg
Vidal, Kimani	25	248	0	59	9.9
Williams, Jarris	6	48	1	25	8.0

Passing	A	C	I	Yds	TD	Lng
Watson, Gunnar	22	14	1	198	4	44

Receiving	No.	Yds	TD	Long
Conner, Ethan	4	51	2	19
Vidal, Kimani	2	54	0	44
Barber, Jabre	2	25	1	16
Higgins, Peyton	1	32	0	32

## GAME 2

<b>TROY</b>	<b>0</b>	<b>10</b>	<b>0</b>	<b>3</b>	<b>13</b>
<b>K-STATE</b>	<b>7</b>	<b>14</b>	<b>7</b>	<b>14</b>	<b>42</b>

SEPT. 9 • MANHATTAN, KANSAS • BILL SNYDER FAMILY STADIUM • 51,940

	TROY	KSTATE
<b>FIRST DOWNS</b>	<b>15</b>	<b>20</b>
Rushing	2	9
Passing	10	10
Penalty	3	1
<b>NET YARDS RUSHING</b>	<b>70</b>	<b>147</b>
Rushing Attempts	28	38
Average Per Rush	2.5	3.9
Rushing Touchdowns	0	3
Yards Gained Rushing	105	163
Yards Lost Rushing	35	16
<b>NET YARDS PASSING</b>	<b>216</b>	<b>250</b>
Completions-Attempts-Int	22-38-1	21-32-1
Average Per Attempt	5.7	7.8
Average Per Completion	9.8	11.9
Passing Touchdowns	1	3
<b>TOTAL OFFENSE YARDS</b>	<b>286</b>	<b>397</b>
Total offense plays	66	70
Average Gain Per Play	4.3	5.7
Fumbles: Number-Lost	3-1	0-0
Penalties: Number-Yards	3-22	5-45
<b>PUNTS-YARDS</b>	<b>5-195</b>	<b>5-196</b>
Average Yards Per Punt	39.0	39.2
Net Yards Per Punt	31.6	35.2
Inside 20	0	3
50+ Yards	0	1
Touchbacks	0	1
Fair catch	1	4
<b>KICKOFF-YARDS</b>	<b>4-241</b>	<b>7-428</b>
Average Yards Per Kickoff	60.2	61.1
Net Yards Per Kickoff	38.2	34.9
Touchbacks	1	4
Fair Catch Yards	0	0
Punt returns: Number-Yards-TD	0-0-0	3-37-0
Average Per Return	0.0	12.3
Kickoff returns: Number-Yds-TD	2-51-0	3-63-0
Average Per Return	25.5	21.0
Interceptions: Number-Yds-TD	1-0-0	1-11-0
Fumble Returns: Number-Yds-TD	0-0-0	0-0-0
Miscellaneous Yards	0	0
Possession Time	30:23	29:37
1st Quarter	05:45	09:15
2nd Quarter	11:19	03:41
3rd Quarter	07:43	07:17
4th Quarter	05:36	09:24
Third-Down Conversions	6-17	10-15
Fourth-Down Conversions	1-3	0-0
Red-Zone Scores-Chances	2-2	5-5
Touchdowns	0-2	5-5
Field goals	2-2	0-5
Sacks By: Number-Yards	1-8	4-30
PAT Kicks	1-1	6-6
2Pts Conversions	0-0	0-0
Field Goals	2-2	0-0
Points off Turnover	3	0

### NOTABLE

- The game was Troy's first 11 a.m. kickoff since a 24-17 victory at Nebraska on Sept. 15, 2018.

- Kimani Vidal rushed for 83 yards on 17 carries to move into fifth place all-time in Troy history with 2,680 career rushing yards, just 762 yards shy of becoming Troy's all-time leader.

- Kimani Vidal has rushed for 331 yards through the first two games of the season, the most by a Troy player since at least 2000 through two games by 94 yards. His 331 yards are the third most in Sun Belt history and tied for the 58th most nationally since 2000.

- Safety Dell Pettus extended his NCAA-best starting streak to 49 consecutive games.

- Reddy Steward became just the seventh Troy player since 2000 to have multiple interceptions in the first two games of a season.

- Troy held Kansas State to 147 rushing yards on the ground, tied for the 10th fewest by a Troy team against a ranked opponent.

- Scott Taylor Renfroe booted two field goals to remain perfect on the season at 4-for-4 ... his four field goals are tied for the second most through the first two games of the season by a Troy kicker since at least 2000. He is one of just two Trojans, Sam Glusman, with four or more field goals in the first two games without a miss.

## STAT LEADERS

### TROY

Rushing	No	Yds	TD	Lg	Avg
Vidal, Kimani	17	83	0	46	4.9
Martin, Asa	3	7	0	3	2.3

Passing	A	C	I	Yds	TD	Lng
Watson, Gunnar	32	17	1	167	1	30
Crowder, Goose	6	5	0	49	0	26

Receiving	No.	Yds	TD	Long
Lewis, Chris	5	50	1	21
Ross, Devonte	5	38	0	26
Barber, Jabre	3	42	0	30

### KANSAS STATE

Rushing	No	Yds	TD	Lg	Avg
Ward, Treshaun	16	58	0	20	3.6
Giddens	12	52	0	17	4.3

Passing	A	C	I	Yds	TD	Lng
Howard, Will	32	21	1	250	3	1

Receiving	No.	Yds	TD	Long
Brooks, Phillip	7	94	1	39
Jackson, Jadon	4	77	1	40
Garcia, RJ	3	31	0	11

GAME 3

JMU	3	10	3	0	16
TROY	0	7	0	7	14

SEPT. 16 • TROY, ALA. • VETERANS MEMORIAL STADIUM • 26,634

	JMU	TROY
<b>FIRST DOWNS</b>	<b>13</b>	<b>18</b>
Rushing	6	1
Passing	7	15
Penalty	0	2
<b>NET YARDS RUSHING</b>	<b>103</b>	<b>-12</b>
Rushing Attempts	40	19
Average Per Rush	2.6	-0.6
Rushing Touchdowns	0	0
Yards Gained Rushing	160	41
Yards Lost Rushing	57	53
<b>NET YARDS PASSING</b>	<b>187</b>	<b>333</b>
Completions-Attempts-Int	17-25-0	25-46-1
Average Per Attempt	7.5	7.2
Average Per Completion	11.0	13.3
Passing Touchdowns	1	2
<b>TOTAL OFFENSE YARDS</b>	<b>290</b>	<b>321</b>
Total offense plays	65	65
Average Gain Per Play	4.5	4.9
Fumbles: Number-Lost	1-0	2-0
Penalties: Number-Yards	6-40	6-40
<b>PUNTS-YARDS</b>	<b>8-296</b>	<b>7-308</b>
Average Yards Per Punt	37.0	44.0
Net Yards Per Punt	38.1	44
Inside 20	3	4
50+ Yards	0	2
Touchbacks	0	0
Fair catch	4	2
<b>KICKOFF-YARDS</b>	<b>5-314</b>	<b>3-193</b>
Average Yards Per Kickoff	62.8	64.3
Net Yards Per Kickoff	43.4	46
Touchbacks	1	1
Fair Catch Yards	40	0
Punt returns: Number-Yards-TD	0-0-0	2-6-0
Average Per Return	0.0	3.0
Kickoff returns: Number-Yds-TD	2-30-0	2-32-0
Average Per Return	15.0	16.0
Interceptions: Number-Yds-TD	1-7-0	0-0-0
Fumble Returns: Number-Yds-TD	0-0-0	0-0-0
Miscellaneous Yards	0	0
Possession Time	32:13	27:47
1st Quarter	08:45	06:15
2nd Quarter	08:51	06:09
3rd Quarter	09:08	05:52
4th Quarter	06:59	05:46
Third-Down Conversions	3-16	3-16
Fourth-Down Conversions	1-1	2-4
Red-Zone Scores-Chances	4-4	1-1
Touchdowns	1-4	1-1
Field goals	3-4	0-1
Sacks By: Number-Yards	6-44	3-26
PAT Kicks	1-1	2-2
2Pts Conversions	0-0	0-0
Field Goals	3-3	0-1
Points off Turnover	0	0

NOTABLE

- Troy lost the coin toss and received the opening kickoff; the Trojans are 0-3 on coin tosses this season and 5-12 under head coach Jon Sumrall.
- Troy falls to 11-2 under head coach Jon Sumrall when allowing 400 yards or less of total offense and 25-3 since joining the Sun Belt when allowing 300 yards or less of total offense ... Troy also suffered its first loss under Sumrall, 8-1, and fell to 58-6 since joining the Sun Belt when holding opponents to less than 100 rushing yards.
- The loss snapped both Troy's eight-game home winning streak and eight-game conference winning streak; the conference winning streak was the third longest in the country, and the home winning streak was the seventh longest.
- Gunnar Watson threw for 333 yards to mark his 10th career 300-plus yard game and first 300-plus yard game since throwing for 321 yards against Marshall in 2022.
- The Trojans had four 50-plus yard receiving games - Chris Lewis (94), Jabre Barber (89), Devonte Ross (69) and Deshon Stoudemire (52). It marked the first time since Arkansas State in 2020 that the Trojans had four receivers record over 50 receiving yards.
- Javon Solomon recorded a tackle for loss to move into a tie for sixth all-time in Troy history with 33.5 in his career.
- Richard Jubinor recorded a sack after he entered the weekend as the nation's active FBS career sacks leader. His 21 sacks as a Trojan rank as the 10th most in Sun Belt history.
- Troy recorded three sacks tonight; it marked Troy's first multi-sack game of the season.
- Robert Cole recorded a 60-yard punt in the third quarter, marking Troy's first 60-yarder since Luke Magliozzi's 65-yard punt against Coastal Carolina in 2021.

GAME 4

WESTERN KY.	7	0	7	10	24
TROY	0	10	10	7	27

SEPT. 23 • TROY, ALA. • VETERANS MEMORIAL STADIUM • 26,124

	WKU	TROY
<b>FIRST DOWNS</b>	<b>16</b>	<b>24</b>
Rushing	2	10
Passing	11	13
Penalty	3	1
<b>NET YARDS RUSHING</b>	<b>13</b>	<b>172</b>
Rushing Attempts	13	47
Average Per Rush	1.0	3.7
Rushing Touchdowns	1	2
Yards Gained Rushing	28	204
Yards Lost Rushing	15	32
<b>NET YARDS PASSING</b>	<b>275</b>	<b>349</b>
Completions-Attempts-Int	24-40-0	22-35-0
Average Per Attempt	6.9	10.0
Average Per Completion	11.5	15.9
Passing Touchdowns	2	1
<b>TOTAL OFFENSE YARDS</b>	<b>288</b>	<b>521</b>
Total offense plays	53	82
Average Gain Per Play	5.4	6.4
Fumbles: Number-Lost	2-2	5-3
Penalties: Number-Yards	3-21	7-71
<b>PUNTS-YARDS</b>	<b>5-189</b>	<b>4-151</b>
Average Yards Per Punt	37.8	37.8
Net Yards Per Punt	37.6	38
Inside 20	2	2
50+ Yards	0	1
Touchbacks	0	0
Fair catch	3	0
<b>KICKOFF-YARDS</b>	<b>5-316</b>	<b>5-322</b>
Average Yards Per Kickoff	63.2	64.4
Net Yards Per Kickoff	43	40.4
Touchbacks	3	3
Fair Catch Yards	20	23
Punt returns: Number-Yards-TD	1-1-0	1-1-0
Average Per Return	-1.0	1.0
Kickoff returns: Number-Yds-TD	1-22-0	1-16-0
Average Per Return	22.0	16.0
Interceptions: Number-Yds-TD	0-0-0	0-0-0
Fumble Returns: Number-Yds-TD	1-63-0	0-0-0
Miscellaneous Yards	0	0
Possession Time	21:01	38:59
1st Quarter	06:43	08:17
2nd Quarter	04:17	10:43
3rd Quarter	05:38	09:22
4th Quarter	04:23	10:37
Third-Down Conversions	2-10	10-19
Fourth-Down Conversions	1-2	2-2
Red-Zone Scores-Chances	3-3	4-5
Touchdowns	2-3	2-5
Field goals	1-3	2-5
Sacks By: Number-Yards	5-25	1-9
PAT Kicks	3-3	3-3
2Pts Conversions	0-0	0-0
Field Goals	1-1	2-2
Points off Turnover	7	7

NOTABLE

- Troy outgained WKU by 233 yards in the game; the Trojans have held the offensive advantage in 3-of-4 games this season.
- Troy improved to 9-1 at home under head coach Jon Sumrall.
- Troy won for just the eighth time in 23 games since 2015 when not scoring in the first quarter.
- Troy improved to 9-1 when leading at the half and 9-0 when leading after the third quarter under Jon Sumrall.
- Troy held Western Kentucky to just 53 offensive plays in the game; this came after WKU ran 86 against the Trojans last year. The 53 plays are the fewest by a WKU team since Sept. 11, 2010, at Kentucky -- the Hilltoppers averaged 69.3 plays per game this season entering the game.
- Troy outgained WKU 251-70 in the first half of play; the Trojans didn't take the lead until the final seconds of the half on a Hail Mary from Gunnar Watson to Chris Lewis.
- Western Kentucky's 13 rushing attempts were the fewest by a Troy opponent in program history; 17 was the previous low by Jacksonville State in 1997.
- Troy ran 81 offensive plays against WKU; the Trojans averaged 65 plays in their first three games of the season.
- Troy has held 12 of its last 13 opponents to 400 or fewer yards after limiting Western Kentucky to 288 yards.
- Troy held WKU to just 288 yards of total offense and 20 yards on the ground; the Hilltoppers had 284 yards at Ohio State last week ... it was their fewest rushing yards since a -9 output at UTSA on Dec. 3, 2021, and lowest total output besides the Ohio State game since a 284-yard performance against Georgia State in the 2020 Camilla Bowl.

STAT LEADERS

JAMES MADISON

Rushing	No	Yds	TD	Lg	Avg
Black, Kaelon	13	78	0	28	6.0
Lawton, TySon	14	55	0	12	3.9

Passing	A	C	I	Yds	TD	Lng
McCloud, Jordan	25	17	0	187	1	36

Receiving	No.	Yds	TD	Long
Sarratt, Elijah	6	62	1	22
Brown, Reggie	4	57	0	36
Black, Kaelon	4	42	0	34
Palmer, Latrelle	1	13	0	13

TROY

Rushing	No	Yds	TD	Lg	Avg
Vidal, Kimani	11	27	0	11	2.5
Lovett, Jordan	1	6	0	6	6.0

Passing	A	C	I	Yds	TD	Lng
Watson, Gunnar	46	25	1	333	2	30

Receiving	No.	Yds	TD	Long
Barber, Jabre	6	89	1	24
Ross, Devonte	6	69	1	29
Stoudemire, Deshon	6	52	0	26
Lewis, Chris	4	94	3	30

WESTERN KENTUCKY

Rushing	No	Yds	TD	Lg	Avg
Young, Elijah	5	9	0	4	1.8
Corley, Malachi	1	6	0	6	6.0

Passing	A	C	I	Yds	TD	Lng
Reed, Austin	40	24	0	275	2	35

Receiving	No.	Yds	TD	Long
Corley, Malachi	9	107	1	31
Messer, Easton	6	96	1	35
Burt, Craig	2	13	0	8
Key, Aaron	2	12	0	8
Barry, Moussa	1	24	0	24

TROY

Rushing	No	Yds	TD	Lg	Avg
Vidal, Kimani	27	156	2	27	5.8
Taylor, Damien	8	28	0	7	3.5

Passing	A	C	I	Yds	TD	Lng
Watson, Gunnar	35	22	0	349	1	40

Receiving	No.	Yds	TD	Long
Stoudemire, Deshon	6	99	0	30
Vidal, Kimani	4	58	0	28
Lewis, Chris	3	101	1	40
Ross, Devonte	3	55	0	38
Barber, Jabre	3	18	0	8

# GAME EIGHT | NOTES

## GAME 5

<b>TROY</b>	<b>3</b>	<b>3</b>	<b>15</b>	<b>7</b>	<b>28</b>
<b>GEORGIA STATE</b>	<b>0</b>	<b>7</b>	<b>0</b>	<b>0</b>	<b>7</b>

SEPT. 30 • ATLANTA, GA. • CENTER PARC STADIUM • 16,536

	TROY	GSU
<b>FIRST DOWNS</b>	<b>21</b>	<b>16</b>
Rushing	8	9
Passing	12	7
Penalty	1	0
<b>NET YARDS RUSHING</b>	<b>154</b>	<b>105</b>
Rushing Attempts	35	31
Average Per Rush	4.4	3.4
Rushing Touchdowns	2	1
Yards Gained Rushing	160	121
Yards Lost Rushing	6	16
<b>NET YARDS PASSING</b>	<b>256</b>	<b>193</b>
Completions-Attempts-Int	23-30-1	19-29-2
Average Per Attempt	8.5	6.7
Average Per Completion	11.1	10.2
Passing Touchdowns	1	0
<b>TOTAL OFFENSE YARDS</b>	<b>410</b>	<b>298</b>
Total offense plays	65	60
Average Gain Per Play	6.3	5.0
Fumbles: Number-Lost	0-0	2-1
Penalties: Number-Yards	4-35	5-36
<b>PUNTS-YARDS</b>	<b>2-75</b>	<b>4-142</b>
Average Yards Per Punt	37.5	35.5
Net Yards Per Punt	37.5	35.5
Inside 20	1	1
50+ Yards	0	0
Touchbacks	0	0
Fair catch	1	3
<b>KICKOFF-YARDS</b>	<b>6-388</b>	<b>2-128</b>
Average Yards Per Kickoff	64.7	64.0
Net Yards Per Kickoff	38.3	40
Touchbacks	5	1
Fair Catch Yards	0	0
Punt returns: Number-Yards-TD	0-0-0	1-0-0
Average Per Return	0.0	0.0
Kickoff returns: Number-Yds-TD	1-23-0	0-0-0
Average Per Return	23.0	0.0
Interceptions: Number-Yds-TD	2-10-0	1-0-0
Fumble Returns: Number-Yds-TD	1-27-0	0-0-0
Miscellaneous Yards	0	0
Possession Time	34:48	25:12
1st Quarter	09:25	05:35
2nd Quarter	06:37	08:23
3rd Quarter	08:08	06:52
4th Quarter	10:38	04:22
Third-Down Conversions	6-13	5-13
Fourth-Down Conversions	1-1	2-3
Red-Zone Scores-Chances	4-4	1-3
Touchdowns	2-4	1-3
Field goals	2-4	0-3
Sacks By: Number-Yards	1-12	0-0
PAT Kicks	2-2	1-1
2Pts Conversions	1-1	0-0
Field Goals	2-3	0-0
Points off Turnover	10	0

### NOTABLE

1

## GAME 6

<b>A-STATE</b>	<b>0</b>	<b>0</b>	<b>0</b>	<b>3</b>	<b>3</b>
<b>TROY</b>	<b>7</b>	<b>13</b>	<b>3</b>	<b>14</b>	<b>37</b>

OCT. 7 • TROY, ALA. • VETERANS MEMORIAL STADIUM • 26,957

	ASTATE	TROY
<b>FIRST DOWNS</b>	<b>11</b>	<b>20</b>
Rushing	3	13
Passing	7	5
Penalty	1	2
<b>NET YARDS RUSHING</b>	<b>47</b>	<b>351</b>
Rushing Attempts	32	50
Average Per Rush	1.5	7.0
Rushing Touchdowns	0	3
Yards Gained Rushing	86	364
Yards Lost Rushing	39	13
<b>NET YARDS PASSING</b>	<b>156</b>	<b>236</b>
Completions-Attempts-Int	15-27-0	12-21-0
Average Per Attempt	5.8	11.2
Average Per Completion	10.4	19.7
Passing Touchdowns	0	1
<b>TOTAL OFFENSE YARDS</b>	<b>203</b>	<b>587</b>
Total offense plays	59	71
Average Gain Per Play	3.4	8.3
Fumbles: Number-Lost	0-0	1-1
Penalties: Number-Yards	2-22	8-75
<b>PUNTS-YARDS</b>	<b>7-276</b>	<b>3-128</b>
Average Yards Per Punt	39.4	42.7
Net Yards Per Punt 4	0.1	42.7
Inside 20	2	1
50+ Yards	0	0
Touchbacks	0	0
Fair catch	2	2
<b>KICKOFF-YARDS</b>	<b>2-121</b>	<b>7-435</b>
Average Yards Per Kickoff	60.5	62.1
Net Yards Per Kickoff	40	34.9
Touchbacks	1	5
Fair Catch Yards	16	0
Punt returns: Number-Yards-TD	0-0-0	1-5-0
Average Per Return	0.0	5.0
Kickoff returns: Number-Yds-TD	2-66-0	0-0-0
Average Per Return	33.0	0.0
Interceptions: Number-Yds-TD	0-0-0	0-0-0
Fumble Returns: Number-Yds-TD	1--3-0	0-0-0
Miscellaneous Yards	0	0
Possession Time	25:56	34:04
1st Quarter	06:03	08:57
2nd Quarter	07:03	07:57
3rd Quarter	05:28	09:32
4th Quarter	07:22	07:38
Third-Down Conversions	4-16	6-13
Fourth-Down Conversions	1-4	0-1
Red-Zone Scores-Chances	1-2	4-4
Touchdowns	0-2	2-4
Field goals	1-2	2-4
Sacks By: Number-Yards	0-0	5-34
PAT Kicks	0-0	4-4
2Pts Conversions	0-0	0-0
Field Goals	1-1	3-3
Points off Turnover	0	0

### NOTABLE

- Troy finished the game with 587 yards of total offense, its second straight game topping the 400-yard mark and third this season. It was Troy's most yards since racking up 603 yards against Georgia Southern on Nov. 9, 2019.
- Troy rushed for 351 yards in the game, the most rushing yards since 383 against Austin Peay in 2016. Troy has rushed for 300-plus yards twice the season, the first time since 2014 that the Trojans have rushed for 300 yards or more in multiple games and the fourth time since 2000.
- Kimani Vidal rushed for 245 yards on 28 carries for his 10th career 100-yard rushing game, the second most in program history. Vidal has rushed for 453 in the last two games against the Red Wolves.
- Kimani Vidal is responsible for 40 percent of Troy's 200-yard rushing games in program history; he now has games of 248, 245, 242 and 208 in his career.
- Troy has now won 13 straight games and 15 of the last 17 when rushing for 100-plus yards. Troy is 58-15 when it rushes for 100 yards or more in a game.
- Troy held Arkansas State to just 47 yards rushing in the game; the Trojans have held three of their last four opponents to less than 100 yards on the ground.
- Troy held Arkansas State to 203 yards of total offense; the Trojans have now held 5-of-6 opponents this season to 300 yards or fewer ... Troy ended the weekend tied for the lead in the country in this category. Troy has held 14 of its last 15 opponents to 400 yards or fewer.
- The Trojan defense has given up 10 combined points over the last two games against Georgia State and Arkansas State, which is the lowest over a two-game stretch since 2007 when they beat North Texas 45-7 and Arkansas State 27-0.
- Scott Taylor Renfroe booted three field goals in the game, a new career-high for the sophomore kicker. He has now made 11 field goals in Troy's first six games of the season, tied for the most by a Troy kicker since at least 2000.

## STAT LEADERS

### TROY

Rushing	No	Yds	TD	Lg	Avg
Vidal, Kimani	23	76	1	14	3.3
Taylor, Damien	9	69	1	45	7.7

Passing	A	C	I	Yds	TD	Lng
Watson, Gunnar	30	23	1	256	1	37

Receiving	No.	Yds	TD	Long
Barber, Jabre	7	121	0	37
Stoudemire, Deshon	5	51	0	16
Ross, Devonte	4	28	0	11
Vidal, Kimani	2	16	1	14

### GEORGIA STATE

Rushing	No	Yds	TD	Lg	Avg
Carroll, Marcus	19	75	1	17	3.9
Grainger, Darren	11	25	0	11	2.3

Passing	A	C	I	Yds	TD	Lng
Grainger, Darren	29	19	2	193	0	49

Receiving	No.	Yds	TD	Long
Lewis, Robert	6	114	0	49
Carroll, Marcus	3	37	0	19
Green, Ahmon	3	20	0	15
Williams, Tailligue	3	19	0	17

### ARKANSAS STATE

Rushing	No	Yds	TD	Lg	Avg
Wallace, Zak	9	28	0	9	3.1
Cross, Ja'Quez	6	16	0	5	2.7

Passing	A	C	I	Yds	TD	Lng
Raynor, Jaylen	27	15	0	156	0	38

Receiving	No.	Yds	TD	Long
Foreman, Jeff	4	76	0	38
Corey Rucker	3	51	0	18
Ealy, Reagan	3	15	0	12
Cross, Ja'Quez	2	-2	0	1

### TROY

Rushing	No	Yds	TD	Lg	Avg
Vidal, Kimani	28	245	3	69	8.8
Taylor, Damien	13	63	0	14	4.8

Passing	A	C	I	Yds	TD	Lng
Watson, Gunnar	21	12	0	236	1	64

Receiving	No.	Yds	TD	Long
Stoudemire, Deshon	4	98	0	51
Barber, Jabre	4	22	0	12
Martin, Asa	2	28	0	20
Lewis, Chris	1	64	1	64

GAME 7

<b>TROY</b>	<b>3</b>	<b>13</b>	<b>3</b>	<b>0</b>	<b>19</b>
<b>ARMY</b>	<b>0</b>	<b>0</b>	<b>0</b>	<b>0</b>	<b>0</b>

OCT. 14 • WEST POINT, N.Y. • MICHIE STADIUM • 27,829

	TROY	ARMY
<b>FIRST DOWNS</b>	<b>15</b>	<b>17</b>
Rushing	10	10
Passing	5	5
Penalty	0	2
<b>NET YARDS RUSHING</b>	<b>222</b>	<b>177</b>
Rushing Attempts	39	51
Average Per Rush	5.7	3.5
Rushing Touchdowns	0	0
Yards Gained Rushing	225	222
Yards Lost Rushing	3	45
<b>NET YARDS PASSING</b>	<b>227</b>	<b>78</b>
Completions-Attempts-Int	10-21-0	9-18-1
Average Per Attempt	10.8	4.3
Average Per Completion	22.7	8.7
Passing Touchdowns	1	0
<b>TOTAL OFFENSE YARDS</b>	<b>449</b>	<b>255</b>
Total offense plays	60	69
Average Gain Per Play	7.5	3.7
Fumbles: Number-Lost	1-1	5-3
Penalties: Number-Yards	9-80	5-31
<b>PUNTS-YARDS</b>	<b>3-75</b>	<b>5-153</b>
Average Yards Per Punt	25.0	30.6
Net Yards Per Punt	25	27.8
Inside 20	1	0
50+ Yards	0	0
Touchbacks	0	0
Fair catch	0	1
<b>KICKOFF-YARDS</b>	<b>6-380</b>	<b>1-65</b>
Average Yards Per Kickoff	63.3	65.0
Net Yards Per Kickoff	42	40
Touchbacks	2	1
Fair Catch Yards	67	0
Punt returns: Number-Yards-TD	2-14-0	0-0-0
Average Per Return	7.0	0.0
Kickoff returns: Number-Yds-TD	0-0-0	1-11-0
Average Per Return	0.0	11.0
Interceptions: Number-Yds-TD	1-2-0	0-0-0
Fumble Returns: Number-Yds-TD	1-17-0	0-0-0
Miscellaneous Yards	0	0
Possession Time	30:08	29:52
1st Quarter	06:22	08:38
2nd Quarter	06:11	08:49
3rd Quarter	08:11	06:49
4th Quarter	09:24	05:36
Third-Down Conversions	4-13	2-13
Fourth-Down Conversions	0-2	1-5
Red-Zone Scores-Chances	3-3	0-1
Touchdowns	0-3	0-1
Field goals	3-3	0-1
Sacks By: Number-Yards	6-32	0-0
PAT Kicks	1-1	0-0
2Pts Conversions	0-0	0-0
Field Goals	4-5	0-0

**NOTABLE**

- Troy's shutout of Army was the first for the Black Knights at home since a 28-0 loss to South Florida on Sept. 27, 2003; it was the first time they were shutout overall since a 35-0 loss at Stanford on Sept. 13, 2014.
- Troy led 16-0 at the half and improved to 11-1 under Jon Sumrall when leading at the half.
- Since losing on a Hail Mary at App State in Week 3 last season, Troy is 16-2 while the Mountaineers are 7-8.
- Troy improved to 21-3 when Kimani Vidal rushes for 50-plus yards in a game and 10-1 when he rushed for 100-plus yards.
- Kimani Vidal's 100-yard game was the 11th of his career and fourth this season; he is three behind DeWhitt Betterson for the most in school history.
- Jabre Barber finished with 10 catches for 138 yards, breaking his career-high mark of 121 yards set two weeks ago at Georgia State ... it was his fourth career 100-yard receiving game and second this season.
- Richard Jibunor forced his eighth and ninth career fumbles, which is tied for the most among active FBS players. He also recorded his 26th career sack and 24th as a Trojan.
- Troy held Army to 255 yards of total offense; the Trojans have now held 6-of-7 opponents this season to 300 yards or fewer

**STAT LEADERS**

**TROY**

Rushing	No	Yds	TD	Lg	Avg
Vidal, Kimani	23	116	0	13	5.0
Taylor, Damien	10	82	0	38	8.2

Passing	A	C	I	Yds	TD	Lng
Watson, Gunnar	21	10	0	227	1	52

Receiving	No.	Yds	TD	Long
Barber, Jabre	4	138	0	52
Lewis, Chris	2	55	1	52
Ollendieck, Clayton	2	22	0	13
Vidal, Kimani	1	7	0	7

**ARMY**

Rushing	No	Yds	TD	Lg	Avg
Kayne Udoh	18	124	0	23	6.9
Daily, Bryson	10	38	0	18	3.8

Passing	A	C	I	Yds	TD	Lng
Harris, Champ	13	6	1	63	0	18

Receiving	No.	Yds	TD	Long
Olawole, Tobi	2	22	0	11
Robinson, Tyrell	2	17	0	15
Short, Noah	2	15	0	13
Marshall, AyJuan	1	18	0	18



2023-24 Troy Football  
Game Results  
All games

Team Results

	Date	Opponent		Score	Overall	Conf	Time	Attend
	09/02/2023	SFA	W	48-30	1-0	0-0	3:55	28179
	09/09/2023	at Kansas St.	L	13-42	1-1	0-0	3:15	51940
*	09/16/2023	James Madison	L	14-16	1-2	0-1	3:28	26634
	09/23/2023	Western Ky.	W	27-24	2-2	0-1	3:33	26124
*	09/30/2023	at Georgia St.	W	28-7	3-2	1-1	3:12	16536
*	10/07/2023	Arkansas St.	W	37-3	4-2	2-1	3:15	26957
	10/14/2023	at Army West Point	W	19-0	5-2	2-1	3:16	27829



2023-24 Troy Football  
Overall Team Statistics  
All games

Team Statistics

	TROY	OPP
<b>Scoring</b>	<b>186</b>	<b>122</b>
Points per game	26.6	17.4
Points Off Turnovers	27	30
<b>First Downs</b>	<b>138</b>	<b>109</b>
Rushing	58	45
Passing	69	55
Penalty	11	9
<b>Rushing Yardage</b>	<b>1299</b>	<b>681</b>
Yards gained rushing	1452	883
Yards lost rushing	153	202
Rushing attempts	260	232
Average per rush	5.0	2.9
Average per game	185.6	97.3
TDs Rushing	8	7
<b>Passing Yardage</b>	<b>1815</b>	<b>1288</b>
Comp-Att-Int	128-213-4	124-203-5
Average per pass	8.5	6.3
Average per catch	14.2	10.4
Average per game	259.3	184.0
TDs Passing	11	6
<b>Total offense</b>	<b>3114</b>	<b>1969</b>
Total plays	473	435
Average per play	6.6	4.5
Average per game	444.9	281.3
<b>Kick returns: #-Yards</b>	<b>9-210</b>	<b>14-291</b>
<b>Punt returns: #-Yards</b>	<b>8-33</b>	<b>5-36</b>
<b>Int returns: #-Yards</b>	<b>5-57</b>	<b>4-24</b>
<b>Kick return average</b>	<b>23.3</b>	<b>20.8</b>
<b>Punt return average</b>	<b>4.1</b>	<b>7.2</b>
<b>Int return average</b>	<b>11.4</b>	<b>6.0</b>
<b>Fumbles-Lost</b>	<b>15-9</b>	<b>11-6</b>
<b>Penalties-Yards</b>	<b>42-366</b>	<b>29-230</b>
Average per game	52.3	32.9
<b>Punts-Yards</b>	<b>25-983</b>	<b>37-1382</b>
Average per punt	39.3	37.4
Net punt average	37.1	36.7
<b>Kickoffs-Yards</b>	<b>40-2493</b>	<b>29-1808</b>
Average per kick	62.3	62.3
Net kick average	38.9	38.8
<b>Time of possession / game</b>	<b>32:05</b>	<b>27:35</b>
<b>3rd-down conversion</b>	<b>42/103</b>	<b>30/96</b>
3rd-down pct	41%	31%
<b>4rd-down conversion</b>	<b>6/13</b>	<b>6/17</b>



**2023-24 Troy Football  
Overall Team Statistics  
All games**

	<b>TROY</b>	<b>OPP</b>
4rd-down pct	46%	35%
<b>Sacks by-Yards</b>	<b>17-121</b>	<b>14-99</b>
<b>Misc Yards</b>	<b>0</b>	<b>0</b>
<b>Touchdowns scored</b>	<b>20</b>	<b>14</b>
<b>Field goals - attempts</b>	<b>15-18</b>	<b>8-8</b>
<b>On-Side kicks</b>	<b>0-0</b>	<b>0-0</b>
<b>Red-zone scores</b>	<b>(25-26) 96%</b>	<b>(16-20) 80%</b>
<b>Red-zone touchdowns</b>	<b>(12-26) 46%</b>	<b>(11-20) 55%</b>
<b>PAT-attempts</b>	<b>(19-19) 100%</b>	<b>(14-14) 100%</b>
<b>2-point conversion-attempts</b>	<b>(1-1) 100%</b>	<b>(0-0) 0%</b>
<b>Attendance</b>	<b>107894</b>	<b>96305</b>
Games / Avg per game	4/26974	3/32102
Neutral site games	-	0/0

**Score by Periods**

<b>Team</b>	<b>1st</b>	<b>2nd</b>	<b>3rd</b>	<b>4th</b>	<b>OT</b>	<b>TOT</b>
Troy	34	66	41	45	0	186
Opponents	20	48	17	37	0	122



2023-24 Troy Football  
Individual Statistics  
All games

### Rushing

Player	gp	att	gain	loss	net	avg	td	lg	avg/g
Kimani Vidal	7	154	983	32	951	6.2	6	69	135.9
Damien Taylor	6	40	251	9	242	6.1	1	45	40.3
Asa Martin	7	17	69	0	69	4.1	0	16	9.9
Jarris Williams	6	13	69	2	67	5.2	1	25	11.2
Jordan Lovett	3	7	31	0	31	4.4	0	6	10.3
Chris Lewis	7	1	1	0	1	1.0	0	1	0.1
Goose Crowder	7	4	6	14	-8	-2.0	0	4	-1.1
Gunnar Watson	7	23	42	95	-53	-2.3	0	16	-7.6
Team	7	1	0	1	-1	-1.0	0	0	-0.1
<b>Total</b>	<b>7</b>	<b>260</b>	<b>1452</b>	<b>153</b>	<b>1299</b>	<b>5.0</b>	<b>8</b>	<b>69</b>	<b>185.6</b>
<b>Opponents</b>	<b>7</b>	<b>232</b>	<b>883</b>	<b>202</b>	<b>681</b>	<b>2.9</b>	<b>7</b>	<b>28</b>	<b>97.3</b>

### Passing

Player	gp	effic	comp-att-int	pct	yds	td	lg	avg/g
Gunnar Watson	7	144.8	123-207-4	59.4	1766	11	64	252.3
Goose Crowder	7	151.9	5-6-0	83.3	49	0	26	7.0
<b>Total</b>	<b>7</b>	<b>145.0</b>	<b>128-213-4</b>	<b>60.1</b>	<b>1815</b>	<b>11</b>	<b>64</b>	<b>259.3</b>
<b>Opponents</b>	<b>7</b>	<b>119.2</b>	<b>124-203-5</b>	<b>61.1</b>	<b>1288</b>	<b>6</b>	<b>49</b>	<b>184.0</b>

### Receiving

Player	gp	no.	yds	avg	td	lg	avg/g
Jabre Barber	7	29	455	15.7	2	52	65.0
Deshon Stoudemire	7	23	308	13.4	0	51	44.0
Devonte Ross	7	20	227	11.4	2	38	32.4
Chris Lewis	7	15	364	24.3	4	64	52.0
Kimani Vidal	7	10	140	14.0	1	44	20.0
Clayton Ollendieck	7	6	75	12.5	0	27	10.7
Ethan Conner	3	6	75	12.5	2	19	25.0
Asa Martin	7	4	32	8.0	0	20	4.6
Peyton Higgins	7	4	67	16.8	0	32	9.6
Landon Parker	6	3	52	17.3	0	26	8.7
Damien Taylor	6	3	8	2.7	0	4	1.3
Marcus Rogers	7	2	9	4.5	0	5	1.3
Deyunkrea Lewis	6	1	4	4.0	0	4	0.7
Jarris Williams	6	1	0	0.0	0	0	0.0
Jordan Lovett	3	1	-1	-1.0	0	0	-0.3
<b>Total</b>	<b>7</b>	<b>128</b>	<b>1815</b>	<b>14.2</b>	<b>11</b>	<b>64</b>	<b>259.3</b>
<b>Opponents</b>	<b>7</b>	<b>124</b>	<b>1288</b>	<b>10.4</b>	<b>6</b>	<b>49</b>	<b>184.0</b>

### Punt Returns

Player	no.	yds	avg	td	lg
Jabre Barber	7	30	4.3	0	14
Devonte Ross	1	3	3.0	0	3
<b>Total</b>	<b>8</b>	<b>33</b>	<b>4.1</b>	<b>0</b>	<b>14</b>
<b>Opponents</b>	<b>5</b>	<b>36</b>	<b>7.2</b>	<b>0</b>	<b>29</b>

### Interceptions

Player	no.	yds	avg	td	lg
Reddy Steward	2	45	22.5	1	45
Irshaad Davis	1	2	2.0	0	2
O'shai Fletcher	1	0	0.0	0	0
Caleb Ransaw	1	10	10.0	0	10
<b>Total</b>	<b>5</b>	<b>57</b>	<b>11.4</b>	<b>1</b>	<b>45</b>
<b>Opponents</b>	<b>4</b>	<b>24</b>	<b>6.0</b>	<b>0</b>	<b>11</b>

### Kick Returns

Player	no.	yds	avg	td	lg
Devonte Ross	4	86	21.5	0	35
Jabre Barber	2	36	18.0	0	20
MJ Johnson	2	37	18.5	0	19
Asa Martin	1	51	51.0	0	51
<b>Total</b>	<b>9</b>	<b>210</b>	<b>23.3</b>	<b>0</b>	<b>51</b>
<b>Opponents</b>	<b>14</b>	<b>291</b>	<b>20.8</b>	<b>0</b>	<b>40</b>

### Fumble Returns

Player	no.	yds	avg	td	lg
Jayden McDonald	1	27	27.0	0	27
Irshaad Davis	1	17	17.0	0	17
Keyshawn Swanson	1	0	0.0	0	0
T.J. Jackson	1	0	0.0	0	0
Caleb Ransaw	1	0	0.0	0	0
Blake Matthews	1	0	0.0	0	0
<b>Total</b>	<b>6</b>	<b>44</b>	<b>7.3</b>	<b>0</b>	<b>27</b>
<b>Opponents</b>	<b>9</b>	<b>97</b>	<b>10.8</b>	<b>1</b>	<b>63</b>



**2023-24 Troy Football  
Individual Statistics  
All games**

**Scoring**

Player	td	fg	PAT				dpx	saf	pts
			kick	rush	rcv	pass			
Scott Taylor Renfroe	-	15-18	19-19	-	-	-	-	-	64
Kimani Vidal	7	-	-	-	-	-	-	-	42
Chris Lewis	4	-	-	-	-	-	-	-	24
Jabre Barber	2	-	-	-	-	-	-	-	12
Devonte Ross	2	-	-	-	-	-	-	-	12
Ethan Conner	2	-	-	-	-	-	-	-	12
Reddy Steward	1	-	-	-	-	-	-	-	6
Damien Taylor	1	-	-	-	-	-	-	-	6
Jarris Williams	1	-	-	-	-	-	-	-	6
Deyunkrea Lewis	-	-	-	-	1	-	-	-	2
<b>Total</b>	<b>20</b>	<b>15-18</b>	<b>19-19</b>	<b>0</b>	<b>1</b>	<b>1</b>	<b>0</b>	<b>0</b>	<b>186</b>
<b>Opponents</b>	<b>14</b>	<b>8-8</b>	<b>14-14</b>	<b>0</b>	<b>0</b>	<b>0</b>	<b>0</b>	<b>0</b>	<b>122</b>

**Field Goals**

Player	fg	pct.	Distance					lg	blk
			01-19	20-29	30-39	40-49	50-99		
Scott Taylor Renfroe	15-18	83.3	0-0	8-8	6-6	1-4	0-0	43	0
<b>Opponents</b>	<b>8-8</b>	<b>100.0</b>	<b>0-0</b>	<b>2-2</b>	<b>3-3</b>	<b>3-3</b>	<b>0-0</b>	<b>49</b>	<b>0</b>

**FG Sequence**

Team Name	Troy	Opponents
SFA	(29),(36)	(36),(48),(49)
Kansas St.	(24),(37)	
James Madison	49	(28),(36),(32)
Western Ky.	(25),(26)	(24)
Georgia St.	(22),(38),42	
Arkansas St.	(27),(28),(39)	(45)
Army West Point	(24),(35),(32),41,(43)	

Numbers in (parentheses) indicate field goal was made

**Total Offense**

Player	g	plays	rush	pass	total	avg/g
Gunnar Watson	7	230	-53	1766	1713	244.7
Kimani Vidal	7	154	951	0	951	135.9
Damien Taylor	6	40	242	0	242	40.3
Asa Martin	7	17	69	0	69	9.9
Jarris Williams	6	13	67	0	67	11.2
Goose Crowder	7	10	-8	49	41	5.9
Jordan Lovett	3	7	31	0	31	10.3
Chris Lewis	7	1	1	0	1	0.1
Team	7	0	-1	0	-1	-0.1
<b>Total</b>	<b>7</b>	<b>473</b>	<b>1299</b>	<b>1815</b>	<b>3114</b>	<b>444.9</b>
<b>Opponents</b>	<b>7</b>	<b>435</b>	<b>681</b>	<b>1288</b>	<b>1969</b>	<b>281.3</b>

**Punting**

Player	no.	yds	avg	lg	tb	fc	i20	50+	blk
Robert Cole	24	972	40.5	60	1	6	9	4	0
Gunnar Watson	1	11	11.0	11	0	0	0	0	0
<b>Total</b>	<b>25</b>	<b>983</b>	<b>39.3</b>	<b>60</b>	<b>1</b>	<b>6</b>	<b>9</b>	<b>4</b>	<b>0</b>
<b>Opponents</b>	<b>37</b>	<b>1382</b>	<b>37.4</b>	<b>52</b>	<b>1</b>	<b>19</b>	<b>12</b>	<b>1</b>	<b>0</b>

**Kickoffs**

Player	no.	yds	avg	tb	ob	retn	net	ydl
Zach Long	37	2357	63.7	21	1			
Scott Taylor Renfroe	3	136	45.3	0	0			
<b>Total</b>	<b>40</b>	<b>2493</b>	<b>62.3</b>	<b>21</b>	<b>1</b>	<b>14</b>	<b>38.9</b>	<b>26</b>
<b>Opponents</b>	<b>29</b>	<b>1808</b>	<b>62.3</b>	<b>15</b>	<b>1</b>	<b>9</b>	<b>38.8</b>	<b>26</b>



2023-24 Troy Football  
Individual Statistics  
All games

All Purpose

Player	g	rush	rcv	pr	kr	ir	total	avg/g
Kimani Vidal	7	951	140	0	0	0	1091	155.9
Jabre Barber	7	0	455	30	36	0	521	74.4
Chris Lewis	7	1	364	0	0	0	365	52.1
Devonte Ross	7	0	227	3	86	0	316	45.1
Deshon Stoudemire	7	0	308	0	0	0	308	44.0
Damien Taylor	6	242	8	0	0	0	250	41.7
Asa Martin	7	69	32	0	51	0	152	21.7
Clayton Ollendieck	7	0	75	0	0	0	75	10.7
Ethan Conner	3	0	75	0	0	0	75	25.0
Peyton Higgins	7	0	67	0	0	0	67	9.6
Jarris Williams	6	67	0	0	0	0	67	11.2
Landon Parker	6	0	52	0	0	0	52	8.7
Reddy Steward	7	0	0	0	0	45	45	6.4
MJ Johnson	1	0	0	0	37	0	37	37.0
Jordan Lovett	3	31	-1	0	0	0	30	10.0
Caleb Ransaw	7	0	0	0	0	10	10	1.4
Marcus Rogers	7	0	9	0	0	0	9	1.3
Deyunkrea Lewis	6	0	4	0	0	0	4	0.7
Irshaad Davis	7	0	0	0	0	2	2	0.3
Goose Crowder	7	-8	0	0	0	0	-8	-1.1
Gunnar Watson	7	-53	0	0	0	0	-53	-7.6
Team	7	-1	0	0	0	0	-1	-0.1
<b>Total</b>	<b>7</b>	<b>1299</b>	<b>1815</b>	<b>33</b>	<b>210</b>	<b>57</b>	<b>3414</b>	<b>487.7</b>
<b>Opponents</b>	<b>7</b>	<b>681</b>	<b>1288</b>	<b>36</b>	<b>291</b>	<b>24</b>	<b>2320</b>	<b>331.4</b>



**2023-24 Troy Football  
Overall Defense Statistics  
All games**

**Team Defense**

##	Player	gp	Tackles				tfl/yds	Sacks		Pass defense		Fumbles		blkd	
			ua	a	tot			no-yds	int-yds	brup	qbh	fr-yds	ff	kick	saf
10	Jayden McDonald	7	28	17	45	7-21	0.5-5	.	1	1	1-27	.	.	.	
1	Dell Pettus	7	19	12	31	1-3	.	.	3	.	.	.	.	.	
44	Jordan Stringer	7	16	13	29	1.5-5	0.5-4	.	.	2	.	.	.	.	
3	Keyshawn Swanson	7	16	12	28	0.5-1	.	.	2	.	1-0	1	.	.	
11	O'shai Fletcher	7	23	4	27	2.5-6	.	1-0	3	.	.	1	.	.	
12	Terry Thomas	7	14	13	27	1.5-3	.	.	1	.	.	.	.	.	
8	Irshaad Davis	7	20	6	26	1-1	.	1-2	3	.	1-17	.	.	.	
14	Caleb Ransaw	7	13	12	25	3-5	.	1-10	1	1	1-0	.	.	.	
6	Javon Solomon	7	14	10	24	6.5-52	6-51	.	.	3	.	1	.	.	
9	Richard Jibunor	7	14	10	24	5-17	3.5-14	.	.	2	.	2	.	.	
2	Reddy Steward	7	17	6	23	3.5-12	.	2-45	4	.	.	.	.	.	
95	Luis Medina	7	8	8	16	.	.	.	.	.	.	.	.	.	
32	Phillip Lee	7	5	10	15	3-14	1.5-12	.	.	3	.	.	.	.	
4	Buddha Jones	7	4	7	11	3-10	.	.	.	1	.	1	.	.	
98	T.J. Jackson	5	8	2	10	2-6	1-4	.	.	1	1-0	1	.	.	
15	Zach Edwards	7	4	4	8	.	.	.	2	1	.	.	.	.	
97	AJ Pierce	7	4	2	6	0.5-3	0.5-3	.	1	1	.	.	.	.	
5	Don Callis	7	2	3	5	.	.	.	.	.	.	.	.	.	
31	Raymond Cutts	6	2	3	5	1.5-11	1.5-11	.	.	1	.	.	.	.	
92	Julian Peterson	7	1	2	3	1.5-14	1.5-14	.	.	.	.	.	.	.	
22	Steven Cattledge	2	.	3	3	.	.	.	.	.	.	.	.	.	
23	Chris Rodgers	7	1	2	3	.	.	.	.	.	.	.	.	.	
21	Jarris Williams	6	3	.	3	.	.	.	.	.	.	.	.	.	
1	Jabre Barber	7	2	.	2	.	.	.	.	.	.	.	.	.	
85	Eric Shaw	6	1	1	2	0.5-3	0.5-3	.	.	.	.	.	.	.	
19	Darrell Starling	6	2	.	2	1-3	.	.	.	.	.	.	.	.	
29	Jack Tchienchou	3	2	.	2	.	.	.	.	.	.	.	.	.	
42	Blake Matthews	7	2	.	2	.	.	.	.	.	1-0	.	.	.	
25	Justin Powe	6	2	.	2	.	.	.	1	.	.	.	.	.	
13	TJ Thompson	7	1	.	1	.	.	.	1	.	.	.	.	.	
0	Jamarcus Chatman	2	1	.	1	.	.	.	.	.	.	.	.	.	
16	Peyton Higgins	7	1	.	1	.	.	.	.	.	.	.	.	.	
14	Ethan Conner	3	1	.	1	.	.	.	.	.	.	.	.	.	
18	Damaje Yancey	4	1	.	1	.	.	.	.	.	.	.	.	.	
28	Kimani Vidal	7	1	.	1	.	.	.	.	.	.	.	.	.	
11	Deshon Stoudemire	7	1	.	1	.	.	.	.	.	.	.	.	.	
6	Chris Lewis	7	1	.	1	.	.	.	.	.	.	.	.	.	
23	Landon Parker	6	1	.	1	.	.	.	.	.	.	.	.	.	
	<b>Totals</b>	<b>7</b>	<b>256</b>	<b>162</b>	<b>418</b>	<b>46-190</b>	<b>17-121</b>	<b>5-57</b>	<b>23</b>	<b>17</b>	<b>6-44</b>	<b>7</b>	<b>0</b>	<b>0</b>	
	Opponents	7	256	202	458	41-152	14-99	4-24	24	14	9-97	12	0	0	



**2023-24 Troy Football  
Team Game-by-Game Comparison  
All games**

Opponent	Score	First Downs				Pen	Rushing Number-Yards	Passing		Total Offense Plays-Yards	Return Yards	Turn- Overs
		Total	Rush	Pass	Comp-Att.-Int			Yards				
SFA	48-30	25 / 16	14 / 7	9 / 7	2 / 2		42-342 / 28-104	14-22-1 / 18-31-1	198 / 136	64-540 / 59-240	140 / 142	4 / 1
Kansas St.	13-42	15 / 20	2 / 9	10 / 10	3 / 1		28-70 / 38-147	22-38-1 / 21-32-1	216 / 250	66-286 / 70-397	51 / 111	2 / 1
James Madison	14-16	18 / 13	1 / 5	15 / 8	2 / 0		19--12 / 39-90	25-46-1 / 18-26-0	333 / 200	65-321 / 65-290	38 / 37	1 / 0
Western Ky.	27-24	24 / 16	10 / 2	13 / 11	1 / 3		47-172 / 13-13	22-35-0 / 24-40-0	349 / 275	82-521 / 53-288	17 / 84	3 / 2
Georgia St.	28-7	21 / 16	8 / 9	12 / 7	1 / 0		35-154 / 31-105	23-30-1 / 19-29-2	256 / 193	65-410 / 60-298	60 / 0	1 / 3
Arkansas St.	37-3	20 / 11	13 / 3	5 / 7	2 / 1		50-351 / 32-47	12-21-0 / 15-27-0	236 / 156	71-587 / 59-203	5 / 63	1 / 0
Army West Point	19-0	15 / 17	10 / 10	5 / 5	0 / 2		39-222 / 51-175	10-21-0 / 9-18-1	227 / 78	60-449 / 69-253	33 / 11	1 / 4
<b>Totals</b>	<b>186-122</b>	<b>138 / 109</b>	<b>58 / 45</b>	<b>69 / 55</b>	<b>11 / 9</b>		<b>260-1299 / 232-681</b>	<b>128-213-4 / 124-203-5</b>	<b>1815 / 1288</b>	<b>473-3114 / 435-1969</b>	<b>344 / 448</b>	<b>13 / 11</b>

Opponents	3rd Down Conversion	4th Down Conversion	Time of Possession	TOP Margin	Avg Yds/Rush	Avg Yds/Pass	Avg Yds/Play	Punting Number-Avg	Penalties Number-Yards	Sacks
SFA	7-12 / 4-13	0-0 / 0-2	32:14 / 27:46	04:28	8.1 / 3.7	9.0 / 4.4	8.4 / 4.1	1-51.0 / 3-43.3	5-43.0 / 3-35.0	0 / 0
Kansas St.	6-17 / 10-15	1-3 / 0-0	30:23 / 29:37	00:46	2.5 / 3.9	5.7 / 7.8	4.3 / 5.7	5-39.0 / 5-39.2	3-22.0 / 5-45.0	1 / 4
James Madison	3-16 / 3-16	2-4 / 1-1	24:02 / 33:43	-09:41	-0.6 / 2.3	7.2 / 7.7	4.9 / 4.5	7-44.0 / 8-37.0	6-40.0 / 6-40.0	3 / 6
Western Ky.	10-19 / 2-10	2-2 / 1-2	38:59 / 21:01	17:58	3.7 / 1.0	10.0 / 6.9	6.4 / 5.4	4-37.8 / 5-37.8	7-71.0 / 3-21.0	1 / 4
Georgia St.	6-13 / 5-13	1-1 / 2-3	34:48 / 25:12	09:36	4.4 / 3.4	8.5 / 6.7	6.3 / 5.0	2-37.5 / 4-35.5	4-35.0 / 5-36.0	1 / 0
Arkansas St.	6-13 / 4-16	0-1 / 1-4	34:04 / 25:56	08:08	7.0 / 1.5	11.2 / 5.8	8.3 / 3.4	3-42.7 / 7-39.4	8-75.0 / 2-22.0	5 / 0
Army West Point	4-13 / 2-13	0-2 / 1-5	30:08 / 29:52	00:16	5.7 / 3.4	10.8 / 4.3	7.5 / 3.7	3-25.0 / 5-30.6	9-80.0 / 5-31.0	6 / 0
<b>Totals</b>	<b>42-103 / 30-96</b>	<b>6-13 / 6-17</b>	<b>224:38 / 193:07</b>	<b>31:31</b>	<b>5.0 / 2.9</b>	<b>8.5 / 6.3</b>	<b>6.6 / 4.5</b>	<b>25-39.3 / 37-37.4</b>	<b>42-366.0 / 29-230.0</b>	<b>17 / 14</b>

Note: Game totals are displayed in the format TEAM/OPPONENT for each category



2023-24 Troy Football  
Team Game-by-Game  
All games

Date	Opponent	Rushing				Receiving				Passing				Kick Returns				Punt Returns				tot off		
		no.	yds	td	lg	no.	yds	td	lg	cmp	att	int	yds	td	lg	no.	yds	td	lg	no.	yds		td	lg
09/02/2023	SFA	42	342	1	59	14	198	4	44	14	22	1	198	4	44	3	88	0	51	2	7	0	4	540
09/09/2023	at Kansas St.	28	70	0	46	22	216	1	30	22	38	1	216	1	30	2	51	0	35	0	0	0	0	286
09/16/2023	James Madison	19	-12	0	11	25	333	2	30	25	46	1	333	2	30	2	32	0	20	2	6	0	4	321
09/23/2023	Western Ky.	47	172	2	27	22	349	1	40	22	35	0	349	1	40	1	16	0	16	1	1	0	1	521
09/30/2023	at Georgia St.	35	154	2	45	23	256	1	37	23	30	1	256	1	37	1	23	0	23	0	0	0	0	410
10/07/2023	Arkansas St.	50	351	3	69	12	236	1	64	12	21	0	236	1	64	0	0	0	0	1	5	0	5	587
10/14/2023	at Army West Point	39	222	0	38	10	227	1	52	10	21	0	227	1	52	0	0	0	0	2	14	0	14	449
<b>Troy</b>		<b>260</b>	<b>1299</b>	<b>8</b>	<b>69</b>	<b>128</b>	<b>1815</b>	<b>11</b>	<b>64</b>	<b>128</b>	<b>213</b>	<b>4</b>	<b>1815</b>	<b>11</b>	<b>64</b>	<b>9</b>	<b>210</b>	<b>0</b>	<b>51</b>	<b>8</b>	<b>33</b>	<b>0</b>	<b>14</b>	<b>3114</b>
<b>Opponents</b>		<b>232</b>	<b>681</b>	<b>7</b>	<b>28</b>	<b>124</b>	<b>1288</b>	<b>6</b>	<b>49</b>	<b>124</b>	<b>203</b>	<b>5</b>	<b>1288</b>	<b>6</b>	<b>49</b>	<b>14</b>	<b>291</b>	<b>0</b>	<b>40</b>	<b>5</b>	<b>36</b>	<b>0</b>	<b>29</b>	<b>1969</b>

Troy Averages

Games	Avg/ rush	Avg/ catch	Pass effic	KR avg	PR avg	All purpose avg/game	Total offense avg/game
7	5.0	14.2	145.0	23.3	4.1	487.7	444.9

Date	Opponent	Tackles			Sacks	Fumble	Pass Defense			blkd	PAT attempts			off				
		ua	a	total	tfl-yds	no-yds	ff	fr-yds	int-yds	qbh	brup	kick	kick	rush	rcv	saf	t/o	pts
09/02/2023	SFA	29	32	61	4.0-10	0-0	0	0-0	1-45	3	3	0	6-6	0	0	0	7	48
09/09/2023	at Kansas St.	49	14	63	6.0-16	1-8	0	0-0	1-0	2	2	0	1-1	0	0	0	3	13
09/16/2023	James Madison	44	22	66	9.0-37	3-26	0	0-0	0-0	2	2	0	2-2	0	0	0	0	14
09/23/2023	Western Ky.	26	10	36	4.0-16	1-9	1	2-0	0-0	5	6	0	3-3	0	0	0	7	27
09/30/2023	at Georgia St.	40	14	54	5.0-28	1-12	2	1-27	2-10	1	3	0	2-2	0	1	0	10	28
10/07/2023	Arkansas St.	31	30	61	9.0-42	5-34	0	0-0	0-0	4	5	0	4-4	0	0	0	0	37
10/14/2023	at Army West Point	37	40	77	9.0-41	6-32	4	3-17	1-2	0	2	0	1-1	0	0	0	0	19
<b>Troy</b>		<b>256</b>	<b>162</b>	<b>418</b>	<b>46.0-190</b>	<b>17-121</b>	<b>7</b>	<b>6-44</b>	<b>5-57</b>	<b>17</b>	<b>23</b>	<b>0</b>	<b>19-19</b>	<b>0</b>	<b>1</b>	<b>0</b>	<b>27</b>	<b>186</b>
<b>Opponents</b>		<b>256</b>	<b>202</b>	<b>458</b>	<b>41.0-152</b>	<b>14-99</b>	<b>12</b>	<b>9-97</b>	<b>4-24</b>	<b>14</b>	<b>24</b>	<b>0</b>	<b>14-14</b>	<b>0</b>	<b>0</b>	<b>0</b>	<b>30</b>	<b>122</b>

Date	Opponent	Punting									Field Goals			Kickoffs				
		no.	yds	avg	long	blkd	tb	fc	50+	i20	md-att	long	blkd	no.	yds	avg	tb	ob
09/02/2023	SFA	1	51	51.0	51	0	1	0	1	0	2-2	36	0	9	534	59.3	4	0
09/09/2023	at Kansas St.	5	195	39.0	40	0	0	1	0	0	2-2	37	0	4	241	60.3	1	0
09/16/2023	James Madison	7	308	44.0	60	0	0	2	2	4	0-1	0	0	3	193	64.3	1	0
09/23/2023	Western Ky.	4	151	37.8	50	0	0	0	1	2	2-2	26	0	5	322	64.4	3	0
09/30/2023	at Georgia St.	2	75	37.5	38	0	0	1	0	1	2-3	38	0	6	388	64.7	5	1
10/07/2023	Arkansas St.	3	128	42.7	44	0	0	2	0	1	3-3	39	0	7	435	62.1	5	0
10/14/2023	at Army West Point	3	75	25.0	37	0	0	0	0	1	4-5	43	0	6	380	63.3	2	0
<b>Troy</b>		<b>25</b>	<b>983</b>	<b>39.3</b>	<b>60</b>	<b>0</b>	<b>1</b>	<b>6</b>	<b>4</b>	<b>9</b>	<b>15-18</b>	<b>43</b>	<b>0</b>	<b>40</b>	<b>2493</b>	<b>62.3</b>	<b>21</b>	<b>1</b>
<b>Opponents</b>		<b>37</b>	<b>1382</b>	<b>37.4</b>	<b>52</b>	<b>0</b>	<b>1</b>	<b>19</b>	<b>1</b>	<b>12</b>	<b>8-8</b>	<b>49</b>	<b>0</b>	<b>29</b>	<b>1808</b>	<b>62.3</b>	<b>15</b>	<b>1</b>



**2023-24 Troy Football  
Opponents Game-by-Game  
All games**

Date	Opponent	Rushing				Receiving				Passing				Kick Returns				Punt Returns				tot off		
		no.	yds	td	lg	no.	yds	td	lg	cmp	att	int	yds	td	lg	no.	yds	td	lg	no.	yds		td	lg
09/02/2023	SFA	28	104	2	20	18	136	0	24	18	31	1	136	0	24	5	99	0	32	0	0	0	0	240
09/09/2023	at Kansas St.	38	147	3	20	21	250	3	40	21	32	1	250	3	40	3	63	0	23	3	37	0	29	397
09/16/2023	James Madison	39	90	0	28	18	200	1	36	18	26	0	200	1	36	2	30	0	16	0	0	0	0	290
09/23/2023	Western Ky.	13	13	1	6	24	275	2	35	24	40	0	275	2	35	1	22	0	22	1	-1	0	0	288
09/30/2023	at Georgia St.	31	105	1	17	19	193	0	49	19	29	2	193	0	49	0	0	0	0	1	0	0	0	298
10/07/2023	Arkansas St.	32	47	0	10	15	156	0	38	15	27	0	156	0	38	2	66	0	40	0	0	0	0	203
10/14/2023	at Army West Point	51	175	0	23	9	78	0	18	9	18	1	78	0	18	1	11	0	11	0	0	0	0	253
<b>Opponents</b>		<b>232</b>	<b>681</b>	<b>7</b>	<b>28</b>	<b>124</b>	<b>1288</b>	<b>6</b>	<b>49</b>	<b>124</b>	<b>203</b>	<b>5</b>	<b>1288</b>	<b>6</b>	<b>49</b>	<b>14</b>	<b>291</b>	<b>0</b>	<b>40</b>	<b>5</b>	<b>36</b>	<b>0</b>	<b>29</b>	<b>1969</b>
<b>Troy</b>		<b>260</b>	<b>1299</b>	<b>8</b>	<b>69</b>	<b>128</b>	<b>1815</b>	<b>11</b>	<b>64</b>	<b>128</b>	<b>213</b>	<b>4</b>	<b>1815</b>	<b>11</b>	<b>64</b>	<b>9</b>	<b>210</b>	<b>0</b>	<b>51</b>	<b>8</b>	<b>33</b>	<b>0</b>	<b>14</b>	<b>3114</b>

**Opponents Averages**

Games	Avg/ rush	Avg/ catch	Pass effic	KR avg	PR avg	All purpose avg/game	Total offense avg/game
7	2.9	10.4	119.2	20.8	7.2	331.4	281.3

Date	Opponent	Tackles				Sacks	Fumble	Pass Defense			blkd	PAT attempts			off			
		ua	a	total	tfl-yds	no-yds	ff	fr-yds	int-yds	qbh	brup	kick	kick	rush	rcv	saf	t/o	pts
09/02/2023	SFA	37	32	69	6.0-14	0-0	2	3-37	1-6	2	4	0	3-3	0	0	0	13	30
09/09/2023	at Kansas St.	36	12	48	9.0-36	4-30	3	1-0	1-11	2	4	0	6-6	0	0	0	0	42
09/16/2023	James Madison	32	22	54	10.0-53	6-44	2	0-0	1-7	1	9	0	1-1	0	0	0	3	16
09/23/2023	Western Ky.	46	28	74	6.0-27	4-25	3	3-63	0-0	4	3	0	3-3	0	0	0	14	24
09/30/2023	at Georgia St.	40	30	70	3.0-6	0-0	0	0-0	1-0	1	1	0	1-1	0	0	0	0	7
10/07/2023	Arkansas St.	37	38	75	4.0-13	0-0	1	1--3	0-0	3	1	0	0-0	0	0	0	0	3
10/14/2023	at Army West Point	28	40	68	3.0-3	0-0	1	1-0	0-0	1	2	0	0-0	0	0	0	0	0
<b>Opponents</b>		<b>256</b>	<b>202</b>	<b>458</b>	<b>41.0-152</b>	<b>14-99</b>	<b>12</b>	<b>9-97</b>	<b>4-24</b>	<b>14</b>	<b>24</b>	<b>0</b>	<b>14-14</b>	<b>0</b>	<b>0</b>	<b>0</b>	<b>30</b>	<b>122</b>
<b>Troy</b>		<b>256</b>	<b>162</b>	<b>418</b>	<b>46.0-190</b>	<b>17-121</b>	<b>7</b>	<b>6-44</b>	<b>5-57</b>	<b>17</b>	<b>23</b>	<b>0</b>	<b>19-19</b>	<b>0</b>	<b>1</b>	<b>0</b>	<b>27</b>	<b>186</b>

Date	Opponent	Punting										Field Goals			Kickoffs			
		no.	yds	avg	long	blkd	tb	fc	50+	i20	md-att	long	blkd	no.	yds	avg	tb	ob
09/02/2023	SFA	3	130	43.3	47	0	0	2	0	1	3-3	49	0	7	436	62.3	4	0
09/09/2023	at Kansas St.	5	196	39.2	52	0	1	4	1	3	0-0	0	0	7	428	61.1	4	1
09/16/2023	James Madison	8	296	37.0	45	0	0	4	0	3	3-3	36	0	5	314	62.8	1	0
09/23/2023	Western Ky.	5	189	37.8	44	0	0	3	0	2	1-1	24	0	5	316	63.2	3	0
09/30/2023	at Georgia St.	4	142	35.5	38	0	0	3	0	1	0-0	0	0	2	128	64.0	1	0
10/07/2023	Arkansas St.	7	276	39.4	48	0	0	2	0	2	1-1	45	0	2	121	60.5	1	0
10/14/2023	at Army West Point	5	153	30.6	40	0	0	1	0	0	0-0	0	0	1	65	65.0	1	0
<b>Opponents</b>		<b>37</b>	<b>1382</b>	<b>37.4</b>	<b>52</b>	<b>0</b>	<b>1</b>	<b>19</b>	<b>1</b>	<b>12</b>	<b>8-8</b>	<b>49</b>	<b>0</b>	<b>29</b>	<b>1808</b>	<b>62.3</b>	<b>15</b>	<b>1</b>
<b>Troy</b>		<b>25</b>	<b>983</b>	<b>39.3</b>	<b>60</b>	<b>0</b>	<b>1</b>	<b>6</b>	<b>4</b>	<b>9</b>	<b>15-18</b>	<b>43</b>	<b>0</b>	<b>40</b>	<b>2493</b>	<b>62.3</b>	<b>21</b>	<b>1</b>



2023-24 Troy Football  
Red-Zone Results  
All games

Troy Inside Opponent Red-Zone

Date	Opponent	Score	Times	Times	Total	Rush			Pass	FGs	Failed to score inside RZ				
			In RZ	Scored	Pts	TDs	TDs	TDs	Made	FGA	Down	Int	Fumb	Half	Game
09/02/2023	SFA	W 48-30	7	7	41	5	1	4	2	2	0	0	0	0	0
09/09/2023	at Kansas St.	L 13-42	2	2	6	0	0	0	2	2	0	0	0	0	0
09/16/2023	James Madison	L 14-16	1	1	7	1	0	1	0	0	0	0	0	0	0
09/23/2023	Western Ky.	W 27-24	5	4	20	2	2	0	2	2	0	0	1	0	0
09/30/2023	at Georgia St.	W 28-7	4	4	21	2	1	1	2	2	0	0	0	0	0
10/07/2023	Arkansas St.	W 37-3	4	4	20	2	2	0	2	2	0	0	0	0	0
10/14/2023	at Army West Point	W 19-0	3	3	9	0	0	0	3	3	0	0	0	0	0
<b>Totals 25 of 26 (96.2%)</b>			<b>26</b>	<b>25</b>	<b>124</b>	<b>12</b>	<b>6</b>	<b>6</b>	<b>13</b>	<b>13</b>	<b>0</b>	<b>0</b>	<b>1</b>	<b>0</b>	<b>0</b>

Opponents Inside Troy Red-Zone

Date	Opponent	Score	Times	Times	Total	Rush			Pass	FGs	Failed to score inside RZ					
			In RZ	Scored	Pts	TDs	TDs	TDs	Made	FGA	Down	Int	Fumb	Half	Game	
09/02/2023	SFA	W 48-30	2	2	14	2	2	0	0	0	0	0	0	0	0	0
09/09/2023	Kansas St.	L 13-42	5	5	35	5	3	2	0	0	0	0	0	0	0	0
09/16/2023	James Madison	L 14-16	4	4	16	1	0	1	3	3	0	0	0	0	0	0
09/23/2023	Western Ky.	W 27-24	3	3	17	2	1	1	1	1	0	0	0	0	0	0
09/30/2023	Georgia St.	W 28-7	3	1	7	1	1	0	0	0	0	1	1	0	0	0
10/07/2023	Arkansas St.	W 37-3	2	1	3	0	0	0	1	1	1	0	0	0	0	0
10/14/2023	Army West Point	W 19-0	1	0	0	0	0	0	0	0	0	0	1	0	0	0
<b>Totals 16 of 20 (80.0%)</b>			<b>20</b>	<b>16</b>	<b>92</b>	<b>11</b>	<b>7</b>	<b>4</b>	<b>5</b>	<b>5</b>	<b>1</b>	<b>1</b>	<b>2</b>	<b>0</b>	<b>0</b>	



2023-24 Troy Football  
Passing Game-by-Game  
All games

#9 Goose Crowder	Comp	Att	Int	Pct	Yards	TD	Long	Sacked	Effic.
Kansas St.	5	6	0	83.3	49	0	26	1-12	151.9
<b>Totals</b>	<b>5</b>	<b>6</b>	<b>0</b>	<b>83.3</b>	<b>49</b>	<b>0</b>	<b>26</b>	<b>1-12</b>	<b>151.9</b>

#18 Gunnar Watson	Comp	Att	Int	Pct	Yards	TD	Long	Sacked	Effic.
SFA	14	22	1	63.6	198	4	44	0-0	190.1
Kansas St.	17	32	1	53.1	167	1	30	3-18	101.0
James Madison	25	46	1	54.3	333	2	30	6-44	125.2
Western Ky.	22	35	0	62.9	349	1	40	4-25	156.0
Georgia St.	23	30	1	76.7	256	1	37	0-0	152.7
Arkansas St.	12	21	0	57.1	236	1	64	0-0	167.3
Army West Point	10	21	0	47.6	227	1	52	0-0	154.1
<b>Totals</b>	<b>123</b>	<b>207</b>	<b>4</b>	<b>59.4</b>	<b>1766</b>	<b>11</b>	<b>64</b>	<b>13-87</b>	<b>144.8</b>



**2023-24 Troy Football**  
**Rushing/Receiving Game-by-Game**  
**All games**

**Rushing**

Player	No-Yds/TD	SFA	KState	JMU	WestKy	GSU	ASU	ARM
Kimani Vidal	154-951/6	25-248/0	17-83/0	11-27/0	27-156/2	23-76/1	28-245/3	23-116/0
Damien Taylor	40-242/1	-	DNP	-	8-28/0	9-69/1	13-63/0	10-82/0
Gunnar Watson	23--53/0	2--1/0	4--13/0	6--44/0	7--20/0	3-9/0	1-16/0	-
Asa Martin	17-69/0	3-22/0	3-7/0	-	2-6/0	-	3-10/0	6-24/0
Jarris Williams	13-67/1	6-48/1	1--1/0	1--1/0	1-2/0	-	4-19/0	DNP
Jordan Lovett	7-31/0	6-25/0	-	1-6/0	DNP	DNP	DNP	DNP
Goose Crowder	4--8/0	-	3--6/0	-	-	-	1--2/0	-
Chris Lewis	1-1/0	-	-	-	1-1/0	-	-	-

**Receiving**

Player	No-Yds/TD	SFA	KState	JMU	WestKy	GSU	ASU	ARM
Jabre Barber	29-455/2	2-25/1	3-42/0	6-89/1	3-18/0	7-121/0	4-22/0	4-138/0
Deshon Stoudemire	23-308/0	-	1-3/0	6-52/0	6-99/0	5-51/0	4-98/0	1-5/0
Devonte Ross	20-227/2	1-13/1	5-38/0	6-69/1	3-55/0	4-28/0	1-24/0	-
Chris Lewis	15-364/4	-	5-50/1	4-94/0	3-101/1	-	1-64/1	2-55/1
Kimani Vidal	10-140/1	2-54/0	-	1-5/0	4-58/0	2-16/1	-	1-7/0
Ethan Conner	6-75/2	4-51/2	2-24/0	-	DNP	DNP	DNP	DNP
Clayton Ollendieck	6-75/0	-	2-38/0	-	1-9/0	1-6/0	-	2-22/0
Peyton Higgins	4-67/0	1-32/0	2-17/0	-	-	1-18/0	-	-
Asa Martin	4-32/0	1--2/0	-	1-6/0	-	-	2-28/0	-
Landon Parker	3-52/0	1-26/0	-	1-18/0	-	1-8/0	-	DNP
Damien Taylor	3-8/0	1-0/0	DNP	-	1-4/0	1-4/0	-	-
Marcus Rogers	2-9/0	-	1-4/0	-	1-5/0	-	-	-
Deyunkrea Lewis	1-4/0	-	-	-	-	1-4/0	-	DNP
Jarris Williams	1-0/0	-	1-0/0	-	-	-	-	DNP
Jordan Lovett	1--1/0	1--1/0	-	-	DNP	DNP	DNP	DNP



**2023-24 Troy Football**  
**Total Tackles Game-by-Game**  
**All games**

**Total Tackles**

Player	S-A	Total	SFA	KState	JMU	WestKy	GSU	ASU	ARM
Jayden McDonald	28-17	45	3-2	4-1	6-2	1-0	8-1	0-4	6-7
Dell Pettus	19-12	31	3-1	7-1	2-3	2-0	2-1	2-3	1-3
Jordan Stringer	16-13	29	1-3	1-0	2-0	5-2	2-4	4-1	1-3
Keyshawn Swanson	16-12	28	2-4	2-2	0-2	3-0	4-0	3-2	2-2
O'shai Fletcher	23-4	27	4-1	5-0	4-2	1-0	4-1	3-0	2-0
Terry Thomas	14-13	27	0-2	3-2	5-1	1-2	1-1	1-2	3-3
Irshaad Davis	20-6	26	1-0	5-1	5-1	3-0	1-2	2-0	3-2
Caleb Ransaw	13-12	25	0-4	3-1	1-2	3-1	3-0	0-2	3-2
Javon Solomon	14-10	24	3-0	2-2	3-1	0-2	1-0	4-1	1-4
Richard Jibunor	14-10	24	2-3	1-1	5-1	-	1-0	1-4	4-1
Reddy Steward	17-6	23	3-1	5-0	1-2	3-1	2-0	1-2	2-0
Luis Medina	8-8	16	0-1	3-0	1-1	-	3-2	-	1-4
Phillip Lee	5-10	15	0-4	-	1-1	0-1	1-1	1-1	2-2
Buddha Jones	4-7	11	0-1	0-1	1-1	1-0	2-0	0-2	0-2
T.J. Jackson	8-2	10	DNP	DNP	-	2-0	1-0	2-0	3-2
Zach Edwards	4-4	8	1-1	2-1	1-1	0-1	-	-	-
AJ Pierce	4-2	6	1-1	2-0	1-0	-	-	0-1	-
Don Callis	2-3	5	-	-	1-0	-	1-0	0-2	0-1
Raymond Cutts	2-3	5	DNP	-	1-1	-	1-1	-	0-1
Jarris Williams	3-0	3	1-0	1-0	-	-	1-0	-	DNP
Chris Rodgers	1-2	3	-	-	-	-	-	0-1	1-1
Julian Peterson	1-2	3	0-1	-	-	-	-	1-1	-
Steven Cattledge	0-3	3	0-2	0-1	DNP	DNP	DNP	DNP	DNP
Jabre Barber	2-0	2	1-0	-	-	-	-	-	1-0
Darrell Starling	2-0	2	-	-	-	-	-	2-0	DNP
Justin Powe	2-0	2	-	-	-	DNP	-	1-0	1-0
Jack Tchienchou	2-0	2	2-0	-	-	DNP	DNP	DNP	DNP
Blake Matthews	2-0	2	-	1-0	1-0	-	-	-	-
Eric Shaw	1-1	2	-	1-0	DNP	-	-	0-1	-
Jamarcus Chatman	1-0	1	-	DNP	DNP	DNP	DNP	1-0	DNP
Chris Lewis	1-0	1	-	1-0	-	-	-	-	-
Deshon Stoudemire	1-0	1	-	-	-	-	-	1-0	-
TJ Thompson	1-0	1	1-0	-	-	-	-	-	-
Ethan Conner	1-0	1	-	-	1-0	DNP	DNP	DNP	DNP
Peyton Higgins	1-0	1	-	-	-	-	1-0	-	-
Damaje Yancey	1-0	1	-	-	DNP	-	DNP	1-0	DNP
Landon Parker	1-0	1	-	-	1-0	-	-	-	DNP
Kimani Vidal	1-0	1	-	-	-	1-0	-	-	-



**2023-24 Troy Football  
Tackles For Loss Game-by-Game  
All games**

Player	UA-A	Total	SFA	KState	JMU	WestKy	GSU	ASU	ARM
Jayden McDonald	5-4	7.0	-	1.0-2	2.0-4	-	1.0-4	1.0-3	2.0-8
Javon Solomon	5-3	6.5	-	1.0-8	1.0-13	0.5-5	1.0-12	2.5-11	0.5-3
Richard Jibunor	4-2	5.0	-	0.5-1	2.0-9	-	-	0.5-4	2.0-3
Reddy Steward	3-1	3.5	1.0-2	-	-	-	1.0-4	0.5-0	1.0-6
Buddha Jones	3-0	3.0	-	-	1.0-2	1.0-4	1.0-4	-	-
Caleb Ransaw	2-2	3.0	-	-	0.5-0	1.0-1	1.0-4	-	0.5-0
Phillip Lee	2-2	3.0	-	-	0.5-1	0.5-4	-	1.0-1	1.0-8
O'shai Fletcher	2-1	2.5	2.0-5	-	0.5-1	-	-	-	-
T.J. Jackson	2-0	2.0	DNP	DNP	-	1.0-2	-	-	1.0-4
Terry Thomas	1-1	1.5	-	1.5-3	-	-	-	-	-
Raymond Cutts	1-1	1.5	DNP	-	1.0-6	-	-	-	0.5-5
Jordan Stringer	1-1	1.5	-	1.0-1	-	-	-	-	0.5-4
Julian Peterson	1-1	1.5	-	-	-	-	-	1.5-14	-
Dell Pettus	1-0	1.0	1.0-3	-	-	-	-	-	-
Irshaad Davis	1-0	1.0	-	1.0-1	-	-	-	-	-
Darrell Starling	1-0	1.0	-	-	-	-	-	1.0-3	DNP
Keyshawn Swanson	0-1	0.5	-	-	0.5-1	-	-	-	-
Eric Shaw	0-1	0.5	-	-	DNP	-	-	0.5-3	-
AJ Pierce	0-1	0.5	-	-	-	-	-	0.5-3	-



**2023-24 Troy Football  
Sacks Game-by-Game  
All games**

Player	UA-A	Total	SFA	KState	JMU	WestKy	GSU	ASU	ARM
Javon Solomon	5-2	6	-	1-8	1-13	0.5-5	1-12	2-10	0.5-3
Richard Jibunor	3-1	3.5	-	-	1-7	-	-	0.5-4	2-3
Raymond Cutts	1-1	1.5	DNP	-	1-6	-	-	-	0.5-5
Phillip Lee	1-1	1.5	-	-	-	0.5-4	-	-	1-8
Julian Peterson	1-1	1.5	-	-	-	-	-	1.5-14	-
T.J. Jackson	1-0	1	DNP	DNP	-	-	-	-	1-4
Jayden McDonald	0-1	0.5	-	-	-	-	-	-	0.5-5
Jordan Stringer	0-1	0.5	-	-	-	-	-	-	0.5-4
Eric Shaw	0-1	0.5	-	-	DNP	-	-	0.5-3	-
AJ Pierce	0-1	0.5	-	-	-	-	-	0.5-3	-



2023-24 Troy Football  
Returns Game-by-Game  
All games

**Punt Returns**

Player	No-Yds	SFA	KState	JMU	WestKy	GSU	ASU	ARM
Jabre Barber	7-30	1-4	-	2-6	1-1	-	1-5	2-14
Devonte Ross	1-3	1-3	-	-	-	-	-	-

**Kick Returns**

Player	No-Yds	SFA	KState	JMU	WestKy	GSU	ASU	ARM
Devonte Ross	4-86	-	1-35	1-12	1-16	1-23	-	-
MJ Johnson	2-37	2-37	DNP	DNP	DNP	DNP	DNP	DNP
Jabre Barber	2-36	-	1-16	1-20	-	-	-	-
Asa Martin	1-51	1-51	-	-	-	-	-	-

**Interceptions Returns**

Player	No-Yds	SFA	KState	JMU	WestKy	GSU	ASU	ARM
Reddy Steward	2-45	1-45	1-0	-	-	-	-	-
Caleb Ransaw	1-10	-	-	-	-	1-10	-	-
Irshaad Davis	1-2	-	-	-	-	-	-	1-2
O'shai Fletcher	1-0	-	-	-	-	1-0	-	-

**Fumble Returns**

Player	No-Yds	SFA	KState	JMU	WestKy	GSU	ASU	ARM
Jayden McDonald	1-27	-	-	-	-	1-27	-	-
Irshaad Davis	1-17	-	-	-	-	-	-	1-17
Keyshawn Swanson	1-0	-	-	-	1-0	-	-	-
Caleb Ransaw	1-0	-	-	-	-	-	-	1-0
Blake Matthews	1-0	-	-	-	1-0	-	-	-
T.J. Jackson	1-0	DNP	DNP	-	-	-	-	1-0



2023-24 Troy Football  
All-Purpose Yards Game-by-Game  
All games

Player	Total	SFA	KState	JMU	WestKy	GSU	ASU	ARM
Kimani Vidal	1091	302	83	32	214	92	245	123
Jabre Barber	521	29	58	115	19	121	27	152
Chris Lewis	365	-	50	94	102	-	64	55
Devonte Ross	316	16	73	81	71	51	24	-
Deshon Stoudemire	308	-	3	52	99	51	98	5
Damien Taylor	250	-	DNP	-	32	73	63	82
Asa Martin	152	71	7	6	6	-	38	24
Ethan Conner	75	51	24	-	DNP	DNP	DNP	DNP
Clayton Ollendieck	75	-	38	-	9	6	-	22
Peyton Higgins	67	32	17	-	-	18	-	-
Jarris Williams	67	48	-1	-1	2	-	19	DNP
Landon Parker	52	26	-	18	-	8	-	DNP
Reddy Steward	45	45	-	-	-	-	-	-
MJ Johnson	37	37	DNP	DNP	DNP	DNP	DNP	DNP
Jordan Lovett	30	24	-	6	DNP	DNP	DNP	DNP
Caleb Ransaw	10	-	-	-	-	10	-	-
Marcus Rogers	9	-	4	-	5	-	-	-
Deyunkrea Lewis	4	-	-	-	-	4	-	DNP
Irshaad Davis	2	-	-	-	-	-	-	2
Goose Crowder	-8	-	-6	-	-	-	-2	-
Gunnar Watson	-53	-1	-13	-44	-20	9	16	-