

# TROY TROJANS



VS



## GAME FOUR

### 2022 SCHEDULE

Date	Opponent	Time/Result
Sept. 3	at Ole Miss (SECN)	L, 10-28
Sept. 10	Alabama A&M (ESPN3)	W, 38-17
Sept. 17	at App State (ESPN+)	L, 28-32
Sept. 24	Marshall (NFL Network)	6 p.m.
Oct. 1	at Western Kentucky (ESPN+)	6 p.m.
Oct. 8	Southern Miss	6 p.m.
Oct. 15	Texas State	2:30 p.m.
Oct. 20	at South Alabama (ESPNU)	6:30 p.m.
Nov. 5	at Louisiana	TBA
Nov. 12	Army	2:30 p.m.
Nov. 19	ULM	2:30 p.m.
Nov. 26	at Arkansas State	TBA

### TROY TROJANS

Record: 1-2, 0-1 Sun Belt  
 Head Coach: Jon Sumrall  
 Career Record: 1-2 (1st season)  
 Record at Troy: 1-2 (1st season)

### MARSHALL THUNDERING HERD

Record: 2-1, 0-0 SBC  
 Head Coach: Charles Huff  
 Career Record: 9-7 (2nd season)  
 Record at MU: 9-7 (2nd season)

### GAME INFORMATION

Date: Sept. 24, 2022  
 Kickoff: 6:03 p.m. (CT)  
 Location: Troy, Ala.  
 Stadium: Veterans Memorial (30,000)  
 TV: NFL Network  
 Talent: Jason Ross (PxP)  
 Tyoka Jackson (Analyst)  
 Radio: Troy Sports Radio Network  
 Talent: Barry McKnight (PxP)  
 Jerry Miller (Analyst)  
 Junior Louissaint (Sideline)  
 Chris Blackshear (Sideline)

### SERIES

Series (Overall): 2-3  
 Series in Troy: 1-0  
 Series in Huntington: 1-3  
 Neutral Site: 0-0  
 Sumrall vs. MU: 0-0



## TROY BY THE NUMBERS

- Ranking of Carlton Martial nationally among active players with 9.46 tackles per game in his career
- Tackles shy of the all-time Sun Belt record for Carlton Martial; he enters the week with 457 career tackles and ranks second all-time in SBC history
- Times this season, in three games, that Troy has scored on its final possession of the first half -- Ole Miss and App State both occurred on the final play of the half
- Troy's ranking in its DI history with 1,052 passing yards through the first three games; the number is just 51 yards shy of the 2013 squad's 1,103 yards
- Points allowed by the Troy defense at Ole Miss in the opener was the second-fewest allowed by an SEC opponent (LSU 23) the opening weekend
- Trojans recorded top speeds of 21 MPH or higher this offseason; that was an improvement from 2021 where 11 players topped the 20 MPH mark
- Tackles shy of the all-time NCAA FBS record for Carlton Martial; he enters the week with 453 career tackles to rank 21st all-time
- Turnovers forced by the Troy defense since the start of the 2016 season ranks as the fourth most nationally; Troy is averaging 1.90 turnovers per game (2nd most)
- Passing yards per game by Gunnar Watson in the second half this season ranks first in the country ... he also leads the country with an 80.0 completion percentage on third down
- Passing yards by Troy in the home opener against Alabama A&M was the Trojans' eighth-most in a game in program history

### DID YOU KNOW?

- Jon Sumrall is the third straight Troy head coach who was previously an assistant coach at Troy -- Neal Brown, Chip Lindsey. In fact, including Sumrall, six of Troy's last seven head coaches (Robert Maddox, Rick Rhoades, Chan Gailey, Brown, Lindsey, Sumrall) previously served as an assistant at Troy; only Larry Blakeney had not
- Troy has intercepted multiple passes in 28 different games since the start of the 2016 season, which is tied for the fourth most nationally ... the Trojans have 3-plus picks in 10 games over that time, the fifth most nationally
- Troy entered the App State game with six passing TDs and no rushing TDs on the season; the Trojans scored four rushing touchdowns and no passing touchdowns in the game
- Troy's four rushing touchdowns at App State were its most against an FBS opponent since 2015 when it also rushed for four TDs at App State
- Troy enters the weekend sixth nationally attempting a pass on 59.9 percent of its offensive snaps
- Alabama A&M outgained Troy 151-27 in the first quarter; the Trojans turned the tide outgaining the Bulldogs 367-76 in the second and third quarters combined before Troy emptied the bench in the fourth quarter
- Troy has improved its second half adjustments from a season ago; the Trojans were -4.33 in the second half per game last year and -3.42 in the third quarter. Through three games this year, Troy is +1.33 in the third quarter and +2.0 in the second half
- Since 2000, Carlton Martial is one of just two players at the FBS level to record more than 425 tackles, 45 tackles for loss and five interceptions in their career -- he has 457 tackles, 47.5 tackles for loss and five interceptions

Troy held Ole Miss to 167 yards through the air; it was the fewest passing yards by a Power Five opponent since Nebraska had 160 in 2018 and the seventh-fewest all-time allowed by a Troy defense against a P5 opponent. Ole Miss averaged 274.8 passing yards last season and threw for 277 yards in its week two game

### TALE OF THE TAPE

Offense	TROY	MARSHALL
Points	76	112
Average	25.3	37.3
First Downs/Game	23.7	25.7
Total Offense	1227	1523
Average	409.0	507.7
Net Rushing	175	790
Average	58.3	263.3
Net Passing	1052	733
Average	350.7	244.3
Pass Attempts	130	89
Complete	86	68
Interceptions	4	2
Fumbles/Lost	3/2	3/2
Sacks Allowed/Yds.	9/62	9/51
3rd Down	16/39 (41%)	18/40 (45%)
FG/Att.	2/3	5/5
Avg. TOP	30:16	31:43
Penalties	18/140	13/104
Average	46.7	34.7

Defense	TROY	MARSHALL
Points	77	58
Average	25.7	19.3
First Downs/Game	23.0	15.3
Total Defense	1245	842
Average	415.0	280.7
Net Rushing	491	237
Average	163.7	79.0
Net Passing	754	605
Average	251.3	201.7
Pass Attempts	111	99
Complete	64	56
Interceptions	3	4
Fumble/Rec.	4/2	1/1
3rd Down	23/48 (48%)	12/43 (28%)
Sacks/Yds.	5/25	6/43

### SUN BELT STANDINGS

	SBC	OVERALL	STK
<b>EAST</b>			
Appalachian State	1-0	2-1	W2
Coastal Carolina	0-0	3-0	W3
James Madison	0-0	2-0	W2
Georgia Southern	0-0	2-1	L1
Marshall	0-0	2-1	L1
Old Dominion	0-0	1-2	L2
Georgia State	0-0	0-3	L3

	SBC	OVERALL	STK
<b>WEST</b>			
Louisiana	0-0	2-1	L1
South Alabama	0-0	2-1	L1
Arkansas State	0-0	1-2	L2
Southern Miss	0-0	1-2	W1
Texas State	0-0	1-2	L1
ULM	0-0	1-2	L1
Troy	0-1	1-2	L1

## WHO TO CONTACT

**Adam Prendergast, Associate AD/Communications & Creative Content** - Primary Contact  
334-670-3832 (o) | 334-372-5555 (c) | adamp@trojans.edu | @AdamP\_Troy

**Jason Martin** - Secondary Contact  
503-621-6658 (c) | martinj@trojans.edu

## TROY PRACTICE POLICIES

All of Troy's practices are closed to the public. Limited media access is available and media must contact the Troy Athletics Communications Office by 10 a.m. the day of practice if they wish to attend. The Troy Athletics Communications Office will do its best to provide B-Roll to media outlets weekly.

What's Open: Still and video photography is allowed during non-team and 7-on-7 periods; the use of any live streaming is NOT allowed during practice. Any injuries sustained during the open portion of practice are asked to not be reported on until confirmed by the Troy medical staff.

Thursday's walk-thru and Friday's run-thru on home weeks are completely closed to the public and to the media.

## TROY FOOTBALL INTERVIEW OPPORTUNITIES

### Sun Belt Conference Weekly Coaches Zoom -- Monday 11:12 a.m.

This is the best opportunity for out-of-town media to ask questions about the upcoming week and any player feature stories. Jon Sumrall is scheduled to be on the call at 11:12 a.m. every Monday morning -- please note that the conference sometimes runs early and late, so it is advised that media members be on the Zoom at least five minutes early. For more information about the Sun Belt Weekly Coaches Zoom contact Sam Knehans at sam@sunbeltsports.org.

### Troy Weekly Press Conference -- Monday 11:30 a.m.

Players and coaches are available each Monday during the season at a weekly press conference. For the 2022 season, this press conference will be held virtually via Zoom at 11:30 a.m. **PLAYER & COACH REQUESTS MUST BE MADE BY 7 P.M. ON SUNDAY.**

Audio and video of Sumrall's portion of the press conference will be posted to TroyTrojans.com Tuesday afternoon. Video of the press conference will also be available for download; contact Adam Prendergast for details.

### Post Practice in Person

Players and coaches will be available after practice via appointment only; please contact the Troy Communications Office to schedule.

### By Phone Via Appointment

Players and coaches will have limited availability to do phone interviews early in the week, however it is advised that all out-of-town media participate in the Sun Belt Teleconference as we **CAN NOT** guarantee phone availability. Contact the Troy Athletics Communications Office to schedule an interview.

## TROY PHOTO & VIDEO DOWNLOAD

Troy football photos & selected video produced by the Troy Athletic Media Relations department is available for download. Video can be accessed via TroyTrojans.com/FootballVideo, while audio can be downloaded via TroyTrojans.com/fbphotos.

## CREDENTIALS

All credential requests for Troy home games must be completed online at TroyTrojans.com/Credentials.

## ON THE WEB

### TroyTrojans.com

The official online home of Troy Athletics, TroyTrojans.com, is the number one stop on the web for all the up to date information you need on the Trojan football team.

Schedules, results, rosters, bios, stats, general releases, game notes, depth chart and the 2022 Troy Football Media Guide can all be found at TroyTrojans.com

### sunbeltsports.org

The official online home of the Sun Belt Conference, sunbeltsports.org, has updated league standings, results, schedules and notes.

### collegepressbox.com

collegepressbox.com is the official media Web site for Sun Belt football. Access and download weekly game notes, quotes, stats, media guides and more for the conference and each of its nine member schools. Login information will be distributed to accredited media or you can apply for a password by sending an e-mail to password@collegepressbox.com. The following conferences are represented on collegepressbox.com -- ACC, American Athletic, Big 10, Big 12, C-USA, MAC, Mountain West, Pac 12, SEC, Sun Belt, WAC and four independents (Army, Navy, Notre Dame, BYU). The site also has logos and information for all of the NCAA bowl games and postseason awards.

### herdzone.com

This week's opponent's athletic website.

[Facebook.com/TroyTrojansFB](https://www.facebook.com/TroyTrojansFB)  
[Twitter.com/TroyTrojansFB](https://twitter.com/TroyTrojansFB)  
[Instagram/troytrojansfootball](https://www.instagram.com/troytrojansfootball)

## TROY GAME WEEK SCHEDULE

*Troy's Practices are Closed to the Public and Open to the Media Unless Otherwise Noted*

SUNDAY	MONDAY	TUESDAY	WEDNESDAY	THURSDAY	FRIDAY	SATURDAY
Practice Players OFF	SBC Zoom 11:12 a.m. Zoom  Press Conference 11:30 a.m. Zoom  Practice 3-5:30 p.m.  Trojan Talk 6 p.m. Momma Goldberg's	Practice 3-5:30 p.m. Interviews After	Practice 3-5:30 p.m. Interviews After	Practice 3-5:30 p.m. No Interviews	Practice Run Thru  Closed to Media	Troy vs. Marshall Kickoff - 6 p.m.

OFFENSE

<b>QB</b>	<b>18</b>	<b>Gunnar Watson</b>	<b>6-3</b>	<b>205</b>	<b>Jr.</b>	<b>Butler, Ga.</b>
	9	Jarret Doege	6-2	208	Sr.	Lubbock, Texas
<b>&lt;OR&gt;</b>	3	Peter Costelli	6-3	225	R-Fr.	Redondo Beach, Calif.
<b>RB</b>	<b>28</b>	<b>Kimani Vidal</b>	<b>5-8</b>	<b>215</b>	<b>So.</b>	<b>Marietta, Ga.</b>
	1	Jamontez Woods	5-11	220	So.	Gadsden, Ala.
	20	DK Billingsley	5-11	221	Sr.	Scottsboro, Ala.
	24	Damien Taylor	5-10	219	R-Fr.	Northport, Ala.
<b>WR-X</b>	<b>4</b>	<b>Marcus Rogers</b>	<b>6-3</b>	<b>200</b>	<b>R-Jr.</b>	<b>Smyrna, Ga.</b>
	0	RaJae' Johnson	6-4	220	Sr.	St. Louis, Mo.
<b>WR - A</b>	<b>15</b>	<b>Tez Johnson</b>	<b>5-10</b>	<b>150</b>	<b>So.</b>	<b>Pinson, Ala.</b>
<b>&lt;OR&gt;</b>	<b>5</b>	<b>Jabre Barber</b>	<b>5-10</b>	<b>173</b>	<b>So.</b>	<b>Dothan, Ala.</b>
	16	Peyton Higgins	5-10	178	R-Fr.	Florence, Ala.
<b>WR - Z</b>	<b>11</b>	<b>Deshon Stoudemire</b>	<b>6-1</b>	<b>187</b>	<b>Jr.</b>	<b>Stone Mountain, Ga.</b>
	7	Devonte Ross	5-11	160	Fr.	Cartersville, Ga.
	8	Demontrez Brown	6-3	204	Jr.	Madison, Ala.
<b>TE</b>	<b>89</b>	<b>Clayton Ollendieck</b>	<b>6-4</b>	<b>241</b>	<b>Jr.</b>	<b>Cresco, Iowa</b>
<b>&lt;OR&gt;</b>	<b>88</b>	<b>Michael Vice</b>	<b>6-4</b>	<b>252</b>	<b>Jr.</b>	<b>Vestavia Hills, Ala.</b>
	84	A.J. Lewis	6-3	242	Jr.	Mobile, Ala.
<b>LT</b>	<b>79</b>	<b>Austin Stidham</b>	<b>6-5</b>	<b>292</b>	<b>Sr.</b>	<b>Russellville, Ala.</b>
	77	Derrick Graham	6-4	304	R-Fr.	Lake Minneola, Fla.
	63	Carson Burt	6-5	292	So.	Fort Payne, Ala.
<b>LG</b>	<b>64</b>	<b>Deandre Butler</b>	<b>6-3</b>	<b>323</b>	<b>Sr.</b>	<b>Opelika, Ala.</b>
	75	Kobe Williams	6-4	287	So.	Bixby, Okla.
<b>C</b>	<b>55</b>	<b>Jake Andrews</b>	<b>6-3</b>	<b>325</b>	<b>Jr.</b>	<b>Millbrook, Ala.</b>
	78	Jeremiah Frazier	6-3	312	So.	Pike Road, Ala.
	58	Logan Self	6-4	301	R-Fr.	Trussville, Ala.
<b>RG</b>	<b>74</b>	<b>Daniel King</b>	<b>6-5</b>	<b>318</b>	<b>So.</b>	<b>Cairo, Ga.</b>
	70	Tyler Harvey-Fallows	6-3	330	So.	Mawdesley, England
	69	Jonas Woods	6-4	297	Jr.	Milwaukee, Wisc.
<b>RT</b>	<b>67</b>	<b>Grant Betts</b>	<b>6-3</b>	<b>292</b>	<b>Jr.</b>	<b>Spanish Fort, Ala.</b>
	74	Daniel King	6-5	318	So.	Cairo, Ga.
	63	Carson Burt	6-5	292	So.	Fort Payne, Ala.

DEFENSE

<b>DE</b>	<b>3</b>	<b>Antonio Showers</b>	<b>6-1</b>	<b>270</b>	<b>Sr.</b>	<b>Tucker, Ga.</b>
	98	T.J. Jackson	6-1	270	So.	Millbrook, Ala.
	47	Devon Reaves	6-4	233	So.	Conyers, Ga.
<b>DT</b>	<b>5</b>	<b>Will Choloh</b>	<b>6-0</b>	<b>276</b>	<b>Sr.</b>	<b>Lawrenceville, Ga.</b>
	21	Shakel Brown	6-4	299	Sr.	Tallahassee, Fla.
	0	Jamarcus Chatman	6-2	269	Jr.	Rome, Ga.
<b>NT</b>	<b>52</b>	<b>Buddha Jones</b>	<b>6-3</b>	<b>288</b>	<b>Jr.</b>	<b>Tallahassee, Fla.</b>
	95	Luis Medina	6-1	288	So.	Summerville, Ga.
	97	A.J. Pierce	6-1	313	Jr.	Dothan, Ala.
<b>BAN</b>	<b>9</b>	<b>Richard Jibunor</b>	<b>6-3</b>	<b>233</b>	<b>Jr.</b>	<b>Delta State, Nigeria</b>
<b>&lt;OR&gt;</b>	<b>41</b>	<b>Javon Solomon</b>	<b>6-2</b>	<b>245</b>	<b>So.</b>	<b>Tallahassee, Fla.</b>
	32	Phillip Lee	6-4	221	R-Fr.	Jacksonville, Fla.
<b>WLB</b>	<b>2</b>	<b>Carlton Martial</b>	<b>5-9</b>	<b>210</b>	<b>Sr.</b>	<b>Mobile, Ala.</b>
	36	Terry Thomas	6-0	206	R-Fr.	Childersburg, Ala.
<b>MLB</b>	<b>7</b>	<b>KJ Robertson</b>	<b>6-1</b>	<b>225</b>	<b>Sr.</b>	<b>Alabaster, Ala.</b>
	10	Jayden McDonald	6-0	228	Jr.	Suwanee, Ga.
	34	Jordan Stringer	6-2	227	R-Fr.	Augusta, Ga.
<b>SPEAR</b>	<b>8</b>	<b>T.J. Harris</b>	<b>6-1</b>	<b>199</b>	<b>Sr.</b>	<b>Leesburg, Ga.</b>
	6	Taiyon Palmer	5-11	189	Jr.	Lawrenceville, Ga.
	19	Darrell Starling	6-1	224	So.	Pelham, Ga.
<b>CB</b>	<b>14</b>	<b>Caleb Ransaw</b>	<b>6-0</b>	<b>193</b>	<b>So.</b>	<b>Harvest, Ala.</b>
	1	Elijah Culp	5-11	185	So.	Charlotte, N.C.
<b>&lt;OR&gt;</b>	<b>11</b>	<b>O'Shai Fletcher</b>	<b>5-11</b>	<b>174</b>	<b>Jr.</b>	<b>Huntsville, Ala.</b>
<b>CB</b>	<b>18</b>	<b>Reddy Steward</b>	<b>5-11</b>	<b>180</b>	<b>Jr.</b>	<b>Decatur, Ala.</b>
	13	Zion Williams	5-11	189	Sr.	Omaha, Neb.
	26	Kyle Cass	6-2	195	R-Jr.	New Orleans, La.
<b>FS</b>	<b>4</b>	<b>Craig Slocum</b>	<b>6-0</b>	<b>201</b>	<b>Sr.</b>	<b>Lake Butler, Fla.</b>
	12	Markeis Colvin	5-11	202	Jr.	Ruskin, Fla.
<b>SS</b>	<b>31</b>	<b>Dell Pettus</b>	<b>6-0</b>	<b>200</b>	<b>Jr.</b>	<b>Harvest, Ala.</b>
	23	Keyshawn Swanson	5-11	187	So.	Pensacola, Fla.

SPECIAL TEAMS

<b>K</b>	<b>13</b>	<b>Brooks Buce</b>	<b>6-0</b>	<b>185</b>	<b>Sr.</b>	<b>Johns Creek, Ga.</b>
	40	Scott Taylor Renfroe	6-1	191	R-Fr.	Troy, Ala.
<b>KOS</b>	<b>46</b>	<b>Zach Long</b>	<b>6-3</b>	<b>184</b>	<b>R-Fr.</b>	<b>Tampa, Fla.</b>
<b>&lt;OR&gt;</b>	<b>40</b>	<b>Scott Taylor Renfroe</b>	<b>6-1</b>	<b>191</b>	<b>R-Fr.</b>	<b>Troy, Ala.</b>
<b>P</b>	<b>44</b>	<b>Mike Rivers</b>	<b>6-0</b>	<b>187</b>	<b>Sr.</b>	<b>Wilmington, N.C.</b>
	48	Nick Woolfolk	6-1	189	Sr.	Richmond, Va.
<b>LS</b>	<b>53</b>	<b>Quentin Skinner</b>	<b>6-0</b>	<b>274</b>	<b>So.</b>	<b>Buford, Ga.</b>
	35	Collin Westfelt	6-1	216	R-Fr.	Acworth, Ga.
<b>H</b>	<b>12</b>	<b>Quayde Hawkins</b>	<b>6-1</b>	<b>202</b>	<b>R-Fr.</b>	<b>Bainbridge, Ga.</b>
	44	Mike Rivers	6-0	187	Sr.	Wilmington, N.C.
<b>KR</b>	<b>5</b>	<b>Jabre Barber</b>	<b>5-10</b>	<b>173</b>	<b>So.</b>	<b>Dothan, Ala.</b>
	16	Peyton Higgins	5-10	178	R-Fr.	Florence, Ala.
<b>PR</b>	<b>11</b>	<b>Deshon Stoudemire</b>	<b>6-1</b>	<b>187</b>	<b>Jr.</b>	<b>Stone Mountain, Ga.</b>
	15	Tez Johnson	5-10	150	So.	Pinson, Ala.

PROJECTED STARTERS LISTED IN BOLD

PRONUNCIATION GUIDE

PLAYERS

Jabre Barber	juh-BREE
Brooks Buce	(rhymes with juice)
Shakel Brown	sha-KELL
Will Choloh	CHOE-low
Jarret Doege	DAY-gee
O'shai Fletcher	o-SHAY
Richard Jibunor	JEW-buh-nore
RaJae' Johnson	RAH-jay
Deyunkrea Lewis	d-YUN-cray
Luis Medina	Louis muh-DEEN-uh
Clayton Ollendieck	ALL-in-dike
Taiyon Palmer	TIE-on
Austin Stidham	STID-um
Kimani Vidal	key-MONN-ee vie-DELL

# GAME FOUR | NUMERICAL ROSTER

No.	Name	Pos.	Ht.	Wt.	Yr.	Exp.	Hometown/Last School	No.	Name	Pos.
0	Jamarcus Chatman	DE	6-2	269	Jr.	1L	Rome, Ga. / Florida State	55	Jake Andrews	OL
0	Rajae' Johnson	WR	6-4	220	Sr.	TR	St. Louis, Mo. / UAB	5	Jabre Barber	WR
1	Elijah Culp	CB	5-11	185	So.	1L	Charlotte, N.C. / Austin Peay	37	Miles Beaty	CB
1	Jamontez Woods	RB	5-11	220	So.	3L	Gadsden, Ala. / Gadsden City HS	26	DeWhitt Betterson Jr.	RB
2	Carlton Martial	LB	5-9	210	Sr.	4L	Mobile, Ala. / McGill-Toolen HS	67	Grant Betts	OL
2	Deyunkrea Lewis	TE	6-3	251	So.	2L	Montgomery, Ala. / Lee HS	20	DK Billingsley	RB
3	Peter Costelli	QB	6-3	225	R-Fr.	TR	Redondo Beach, Calif. / Utah	49	Jackson Blalock	TE
3	Antonio Showers	DE	6-1	270	Sr.	4L	Tucker, Ga. / Tucker HS	54	Jase Bradley	DE
4	Marcus Rogers	WR	6-3	200	Sr.	2L	Smyrna, Ga. / Iowa Western CC	60	Browder Braswell	OL
4	Craig Slocum	S	6-0	201	Sr.	4L	Lake Butler, Fla. / Union County HS	8	Demontrez Brown	WR
5	Jabre Barber	WR	5-10	173	So.	2L	Dothan, Ala. / Dothan HS	21	Shakel Brown	DT
5	Will Choloh	DT	6-0	276	Sr.	4L	Lawrenceville, Ga. / Archer HS	81	Robert Bruce	WR
6	Kyle Coale	ATH	5-11	194	R-Sr.	2L	Palos Verdes, Calif. / Western Illinois	13	Brooks Buce	K
6	Taiyon Palmer	SPR	5-11	189	Jr.	1L	Lawrenceville, Ga. / NC State	63	Carson Burt	OL
7	KJ Robertson	LB	6-1	225	Sr.	4L	Alabaster, Ala. / Thompson HS	27	John Butler	S
7	Devonte Ross	WR	5-11	160	Fr.	HS	Cartersville, Ga. / Cartersville HS	64	Deandre Butler	OL
8	Demontrez Brown	WR	6-3	204	Jr.	3L	Madison, Ala. / Bob Jones HS	61	Tyler Cappi	OL
8	TJ Harris	SPR	6-1	199	Sr.	4L	Leesburg, Ga. / Lee County HS	19	Will Carn	QB
9	Richard Jibunor	BAN	6-3	233	Jr.	2L	Delta State, Nigeria / Auburn	26	Kyle Cass	CB
9	Jarret Doege	WR	6-2	208	Sr.	TR	Lubbock, Texas / West Virginia	0	Jamarcus Chatman	DE
10	Jayden McDonald	LB	6-0	228	Jr.	2L	Suwanee, Ga. / Iowa	5	Will Choloh	DT
10	Tucker Kilcrease	QB	6-1	201	Fr.	HS	Brantley, Ala. / Brantley HS	35	Vady Clark	LB
11	O'shai Fletcher	CB	5-11	174	Jr.	4L	Huntsville, Ala. / Randolph School	6	Kyle Coale	P/K
11	Deshon Stoudemire	WR	6-1	187	Jr.	1L	Stone Mountain, Ga. / Iowa Western CC	86	Rondell Cole	WR
12	Markeis Colvin	S	5-11	202	Jr.	1L	Ruskin, Fla. / Hutchinson CC	12	Markeis Colvin	S
12	Quayde Hawkins	QB	6-1	202	R-Fr.	RS	Bainbridge, Ga. / Bainbridge HS	3	Peter Costelli	QB
13	Zion Williams	CB	5-11	189	Sr.	2L	Omaha, Neb. / Iowa Western CC	17	Carloss Crawford	S
13	Brooks Buce	K	6-0	185	Sr.	1L	Johns Creek, Ga. / Georgia	1	Elijah Culp	CB
14	Caleb Ransaw	CB	6-0	193	So.	1L	Harvest, Ala. / Sparkman HS	80	Kaden Cupp	WR
15	Tez Johnson	WR	5-10	150	So.	2L	Pinson, Ala. / Pinson Valley HS	9	Jarret Doege	QB
15	Orlando Lacey	SPR	6-0	189	Sr.	4L	Opp, Ala. / Opp HS	83	DJ Epps	WR
16	Peyton Higgins	WR	5-10	178	R-Fr.	1L	Florence, Ala. / Mars Hill Bible School	82	Markus Ferrell	WR
16	Tyler Founds	S	6-1	171	Fr.	HS	Decatur, Ala. / Decatur Heritage Christian	11	O'shai Fletcher	CB
17	Carloss Crawford	S	6-2	186	Jr.	2L	Memphis, Tenn. / Coffeyville CC	42	Jacob Foster	LB
17	Jameson Holcomb	QB	6-2	161	Fr.	HS	Murfreesboro, Tenn. / Riverdale HS	16	Tyler Founds	S
18	Reddy Steward	CB	5-11	180	Jr.	3L	Decatur, Ala. / Austin HS	78	Jeremiah Frazier	OaL
18	Gunnar Watson	QB	6-3	205	Jr.	4L	Butler, Ga. / Taylor County HS	71	Kyler Gibson	OL
19	Darrell Starling	SPR	6-1	224	So.	2L	Pelham, Ga. / Pelham HS	77	Derrick Graham	OL
19	Will Carn	QB	6-3	215	R-Fr.	RS	Jacksonville, Fla. / Nease HS	8	TJ Harris	SPR
20	DK Billingsley	RB	5-11	221	Sr.	4L	Scottsboro, Ala. / Scottsboro HS	70	Tyler Harvey-Fallows	OL
21	Shakel Brown	DT	6-4	299	Sr.	2L	Tallahassee, Fla. / Itawamba CC	12	Quayde Hawkins	QB
21	Jarris Williams	RB	5-10	200	R-Fr.	RS	Mobile, Ala. / Blount HS	16	Peyton Higgins	WR
22	Christian Murphy	SPR	6-0	191	So.	1L	Gulf Breeze, Fla. / Gulf Breeze HS	45	Luke Hodge	LB
22	Tae Meadows	RB	5-10	189	Fr.	HS	Roanoke, Ala. / Handley HS	17	Jameson Holcomb	QB
23	Keyshawn Swanson	S	5-11	187	So.	1L	Pensacola, Fla. / Akron	98	T.J. Jackson	DT
24	Damien Taylor	RB	5-10	219	R-Fr.	1L	Northport, Ala. / Tuscaloosa County HS	9	Richard Jibunor	BAN
24	Blake Matthews	LB	6-3	203	Fr.	HS	Bremen, Ga. / Bremen HS	0	Rajae' Johnson	WR
25	Charles Strong	RB	6-1	230	Jr.	2L	Lake Butler, Fla. / Texas A&M	15	Tez Johnson	WR
25	Justin Powe	S	6-0	200	Fr.	HS	Mobile, Ala. / Davidson HS	62	Matthew Johnson	OL
26	Kyle Cass	CB	6-2	195	R-Jr.	TR	New Orleans, La. / Mississippi State	52	Buddha Jones	DT
26	DeWhitt Betterson Jr.	RB	6-0	191	Fr.	HS	Ocala, Fla. / Vanguard HS	66	Sebastian Joseph	OL
27	John Butler	S	6-0	180	R-Fr.	RS	Sebastian River, Fla. / Sebastian River HS	10	Tucker Kilcrease	QB
28	Sterling Roberts	SPR	6-1	200	R-Fr.	1L	Starke, Fla. / Bradford HS	43	Jordan Killings	CB
28	Kimani Vidal	RB	5-8	215	So.	2L	Marietta, Ga. / Marietta HS	74	Daniel King	OL
29	Rorrick Steward	LB	6-2	196	Sr.	TR	Red Bank, Ala. / Tuskegee	15	Orlando Lacey	SPR
29	Jaidyn Wilson	WR	6-0	182	Jr.	TR	Brundidge, Ala. / SW Mississippi CC	32	Phillip Lee	BAN
30	Nasir Pogue	CB	6-2	183	Fr.	HS	Auburn, Ala. / Auburn HS	84	AJ Lewis	TE
31	Dell Pettus	S	5-11	200	Jr.	3L	Harvest, Ala. / Sparkman HS	2	Deyunkrea Lewis	TE
32	Phillip Lee	BAN	6-4	221	R-Fr.	RS	Jacksonville, Fla. / First Coast HS	51	Chase Little	OL
33	Tim Steward	SPR	5-9	191	R-Jr.	SQ	Hazlehurst, Miss. / Mississippi Gulf Coast CC	46	Zach Long	K
34	Jordan Stringer	LB	6-2	227	R-Fr.	RS	Augusta, Ga. / Laney HS	2	Carlton Martial	LB
35	Collin Westfelt	LS	6-1	216	R-Fr.	TR	Acworth, Ga. / Georgia State	24	Blake Matthews	LB
35	Vady Clark	LB	6-2	205	Fr.	HS	Satellite Beach, Fla. / Satellite HS	10	Jayden McDonald	LB
36	Terry Thomas	LB	6-0	206	R-Fr.	RS	Childersburg, Ala. / Childersburg HS	22	Tae Meadows	RB
37	Miles Beaty	CB	6-0	175	Fr.	HS	Marietta, Ga. / Pope HS	95	Luis Medina	DT
38	Tye Pouncey	CB	6-0	173	So.	SQ	Birmingham, Ala. / Pinson Valley HS	45	Gage Messick	TE

# NUMERICAL ROSTER | GAME FOUR

No.	Name	Pos.	Ht.	Wt.	Yr.	Exp.	Hometown/Last School
39	Brennen Milliron	LS	5-8	209	Jr.	1L	Hoover, Ala. / Hoover HS
39	Riley Slaughter	LB	6-1	220	Fr.	HS	Roswell, Ga. / Roswell HS
40	Scott Taylor Renfro	K	6-1	191	R-Fr.	RS	Troy, Ala. / Pike Liberal Arts School
40	Tyson Wall	S	5-9	180	Fr.	HS	Sharpsburg, Ga. / Trinity Christian School
41	Javon Solomon	DE	6-2	245	So.	3L	Tallahassee, Fla. / Godby HS
42	Jacob Foster	LB	6-3	210	Fr.	HS	Greenville, Ala. / Greenville HS
43	Russell Weeks	TE	6-4	240	R-Fr.	RS	New Brockton, Ala. / New Brockton HS
43	Jordan Killings	CB	5-11	170	Fr.	HS	Ozark, Ala. / Carroll HS
44	Mike Rivers	P	6-0	187	Sr.	TR	Wilmington, N.C. / North Carolina A&T
44	Tavares Williams Jr.	S	5-10	174	Fr.	HS	Gainesville, Fla. / Buchholz HS
45	Luke Hodge	LB	6-1	225	Fr.	HS	Oneonta, Ala. / Oneonta HS
45	Gage Messick	TE	6-3	180	Fr.	HS	Luverne, Ala. / Crenshaw Christian Academy
46	Zach Long	K	6-3	184	R-Fr.	RS	Tampa, Fla. / Hillsborough HS
47	Devon Reaves	DE	6-4	233	So.	2L	Conyers, Ga. / Salem HS
48	Nick Woolfolk	K	6-1	189	Sr.	TR	Richmond, Va. / Virginia State
49	Jackson Blalock	TE	6-3	229	R-Fr.	RS	Abbeville, Ala. / Abbeville Christian
50	Jackson Thomas	LB	6-0	190	Fr.	HS	Montgomery, Ala. / Alabama Christian Academy
51	Chase Little	OL	6-6	326	R-Fr.	2L	Montgomery, Ala. / Montgomery Catholic
52	Buddha Jones	DT	6-3	288	Jr.	1L	Tallahassee, Fla. / Kent State
53	Quentin Skinner	LS	6-0	274	So.	TR	Buford, Ga. / LSU
54	Jase Bradley	DE	6-4	240	Fr.	HS	Harvest, Ala. / Sparkman HS
55	Jake Andrews	OL	6-3	325	Jr.	4L	Millbrook, Ala. / Stanhope Elmore HS
58	Logan Self	OL	6-4	301	R-Fr.	2L	Trussville, Ala. / Hewitt-Trussville HS
59	Resheed Wallace	OL	5-11	270	Jr.	TR	Jersey City, N.J. / Santa Rosa JC
60	Browder Braswell	OL	6-3	286	Fr.	HS	Demopolis, Ala. / Demopolis HS
61	Tyler Cappi	OL	6-3	300	Fr.	HS	Priceville, Ala. / Priceville HS
62	Matthew Johnson	OL	6-4	285	Fr.	HS	Marbury, Ala. / Marbury HS
63	Carson Burt	OL	6-5	292	So.	2L	Fort Payne, Ala. / Fort Payne HS
64	Deandre Butler	OL	6-3	323	Sr.	2L	Opelika, Ala. / Jacksonville State
66	Sebastian Joseph	OL	6-3	300	Jr.	TR	Randolph, Mass. / Monroe College
67	Grant Betts	OL	6-3	292	Jr.	4L	Spanish Fort, Ala. / Spanish Fort HS
68	Sydney Solomon	OL	6-3	348	Jr.	TR	Anaheim, Calif. / Cherritos College
69	Jonas Woods	OL	6-4	297	Jr.	TR	Milwaukee, Wisc. / Palomar College
70	Tyler Harvey-Fallows	OL	6-3	330	R-Fr.	TR	Mawdesley, England / Laney College
71	Kyler Gibson	OL	6-5	291	Fr.	HS	Munford, Ala. / Munford HS
72	Beau Sellers	OL	6-4	291	Fr.	HS	Newton, Ala. / Wicksburg School
73	Caleb Robbins	LS	6-5	236	R-Fr.	RS	Tuscaloosa, Ala. / Hillcrest HS
74	Daniel King	OL	6-5	318	So.	TR	Cairo, Ga. / Georgia Military College
75	Kobe Williams	OL	6-4	287	R-Fr.	TR	Bixby, Okla. / NE Oklahoma A&M
77	Derrick Graham	OL	6-4	304	So.	2L	Lake Minneola, Fla. / Lake Minneola HS
78	Jeremiah Frazier	OL	6-3	312	So.	TR	Pike Road, Ala. / Tennessee State
79	Austin Stidham	OL	6-5	292	Sr.	4L	Russellville, Ala. / Russellville HS
80	Kaden Cupp	WR	6-0	175	Fr.	HS	New Brockton, Ala. / New Brockton HS
81	Robert Bruce	WR	5-11	165	So.	TR	Park Crossing, Ala. / Hudson Valley CC
82	Markus Ferrell	WR	6-4	192	Jr.	TR	Cleveland, Ohio / Ventura College
83	DJ Epps	WR	6-1	173	Fr.	HS	Seale, Ala. / Russell County HS
84	AJ Lewis	TE	6-3	250	Jr.	3L	Mobile, Ala. / Murphy HS
85	Eric Shaw	BAN	6-5	211	R-Fr.	TR	Reeltown, Ala. / South Carolina
86	Rondell Cole	WR	6-3	198	Jr.	SQ	Harvest, Ala. / Mississippi College
87	Jaden Warren	WR	6-4	220	So.	3L	Oneonta, Ala. / Oneonta HS
88	Michael Vice	TE	6-4	252	Jr.	TR	Vestavia Hills, Ala. / Samford
89	Clayton Ollendieck	TE	6-4	241	So.	1L	Cresco, Iowa / Iowa Central CC
91	Cameron Reese	DE	6-1	285	R-Fr.	RS	Auburn, Ala. / Auburn HS
92	Julian Peterson	DT	6-3	296	R-Fr.	RS	Pinson, Ala. / Pinson Valley HS
95	Luis Medina	DT	6-1	288	So.	2L	Summerville, Ga. / Chattooga HS
97	AJ Pierce	DT	6-1	313	Jr.	3L	Dothan, Ala. / Northview HS
98	T.J. Jackson	DT	6-1	270	So.	1L	Millbrook, Ala. / Stanhope Elmore HS
99	Fabian Rogosch	DE	6-5	238	Fr.	HS	Hamburg, Germany / Hamburg

No.	Name	Pos.
39	Brennen Milliron	LS
22	Christian Murphy	SPR
89	Clayton Ollendieck	TE
6	Taiyon Palmer	SPR
92	Julian Peterson	DT
31	Dell Pettus	S
97	AJ Pierce	DT
30	Nasir Pogue	CB
38	Tye Pouncey	CB
25	Justin Powe	S
14	Caleb Ransaw	CB
47	Devon Reaves	DE
91	Cameron Reese	DE
40	Scott Taylor Renfro	K
44	Mike Rivers	P
73	Caleb Robbins	LS
28	Sterling Roberts	SPR
7	KJ Robertson	LB
99	Fabian Rogosch	DE
4	Marcus Rogers	WR
7	Devonte Ross	WR
58	Logan Self	OL
72	Beau Sellers	OL
85	Eric Shaw	BAN
3	Antonio Showers	DE
53	Quentin Skinner	LS
39	Riley Slaughter	LB
4	Craig Slocum	S
41	Javon Solomon	DE
68	Sydney Solomon	OL
19	Darrell Starling	SPR
18	Reddy Steward	CB
29	Rorrick Steward	LB
33	Tim Steward	SPR
79	Austin Stidham	OL
11	Deshon Stoudemire	WR
34	Jordan Stringer	LB
25	Charles Strong	RB
23	Keyshawn Swanson	S
24	Damien Taylor	RB
50	Jackson Thomas	LB
36	Terry Thomas	LB
88	Michael Vice	TE
28	Kimani Vidal	RB
40	Tyson Wall	S
59	Resheed Wallace	OL
87	Jaden Warren	WR
18	Gunnar Watson	QB
43	Russell Weeks	TE
35	Collin Westfelt	LS
75	Kobe Williams	OL
21	Jarris Williams	RB
44	Tavares Williams Jr.	S
13	Zion Williams	CB
29	Jaidyn Wilson	WR
1	Jamonte Woods	RB
69	Jonas Woods	OL
48	Nick Woolfolk	K

# GAME FOUR | ROSTER BREAKDOWN

## QUARTERBACKS

3	Peter Costelli	QB	6-3	225	R-Fr.	TR	Redondo Beach, Calif. / Utah
9	Jarret Doege	QB	6-2	208	Sr.	TR	Lubbock, Texas / West Virginia
10	Tucker Kilcrease	QB	6-1	201	Fr.	HS	Brantley, Ala. / Brantley HS
12	Quayde Hawkins	QB	6-1	202	R-Fr.	RS	Bainbridge, Ga. / Bainbridge HS
17	Jameson Holcomb	QB	6-2	161	Fr.	HS	Murfreesboro, Tenn. / Riverdale HS
18	Gunnar Watson	QB	6-3	205	Jr.	4L	Butler, Ga. / Taylor County HS
19	Will Carn	QB	6-3	215	R-Fr.	RS	Jacksonville, Fla. / Nease HS

## RUNNING BACKS

1	Jamontez Woods	RB	5-11	220	So.	3L	Gadsden, Ala. / Gadsden City HS
20	DK Billingsley	RB	5-11	221	Sr.	4L	Scottsboro, Ala. / Scottsboro HS
21	Jarris Williams	RB	5-10	200	R-Fr.	RS	Mobile, Ala. / Blount HS
22	Tae Meadows	RB	5-10	189	Fr.	HS	Roanoke, Ala. / Handley HS
24	Damien Taylor	RB	5-10	219	R-Fr.	1L	Northport, Ala. / Tuscaloosa County HS
25	Charles Strong	RB	6-1	230	Jr.	2L	Lake Butler, Fla. / Texas A&M
26	DeWhitt Betterson Jr.	RB	6-0	191	Fr.	HS	Ocala, Fla. / Vanguard HS
28	Kimani Vidal	RB	5-8	215	So.	2L	Marietta, Ga. / Marietta HS

## WIDE RECEIVERS

0	Rajae' Johnson	WR	6-4	220	Sr.	TR	St. Louis, Mo. / UAB
4	Marcus Rogers	WR	6-3	200	Sr.	2L	Smyrna, Ga. / Iowa Western CC
5	Jabre Barber	WR	5-10	173	So.	2L	Dothan, Ala. / Dothan HS
7	Devonte Ross	WR	5-11	160	Fr.	HS	Cartersville, Ga. / Cartersville HS
8	Demontrez Brown	WR	6-3	204	Jr.	3L	Madison, Ala. / Bob Jones HS
11	Kaden Stoudemire	WR	6-1	187	Jr.	1L	Stone Mountain, Ga. / Iowa Western CC
15	Tez Johnson	WR	5-10	150	So.	2L	Pinson, Ala. / Pinson Valley HS
16	Peyton Higgins	WR	5-10	178	R-Fr.	1L	Florence, Ala. / Mars Hill Bible School
29	Jaidyn Wilson	WR	6-0	182	Jr.	TR	Brundidge, Ala. / SW Mississippi CC
80	Kaden Cupp	WR	6-0	175	Fr.	HS	New Brockton, Ala. / New Brockton HS
81	Robert Bruce	WR	5-11	165	So.	TR	Park Crossing, Ala. / Hudson Valley CC
82	Markus Ferrell	WR	6-4	192	Jr.	TR	Cleveland, Ohio / Ventura College
83	DJ Epps	WR	6-1	173	Fr.	HS	Seale, Ala. / Russell County HS
86	Rondell Cole	WR	6-3	198	Jr.	SQ	Harvest, Ala. / Mississippi College
87	Jaden Warren	WR	6-4	220	So.	3L	Oneonta, Ala. / Oneonta HS

## TIGHT ENDS

2	Deyunkrea Lewis	TE	6-3	251	So.	2L	Montgomery, Ala. / Lee HS
43	Russell Weeks	TE	6-4	240	R-Fr.	RS	New Brockton, Ala. / New Brockton HS
45	Gage Messick	TE	6-3	205	Fr.	HS	Luverne, Ala. / Crenshaw Christian Academy
49	Jackson Blalock	TE	6-3	229	R-Fr.	RS	Abbeville, Ala. / Abbeville Christian
84	AJ Lewis	TE	6-3	250	Jr.	3L	Mobile, Ala. / Murphy HS
88	Michael Vice	TE	6-4	252	Jr.	TR	Vestavia Hills, Ala. / Samford
89	Clayton Ollendieck	TE	6-4	241	So.	1L	Cresco, Iowa / Iowa Central CC

## OFFENSIVE LINE

51	Chase Little	OL	6-6	326	R-Fr.	2L	Montgomery, Ala. / Montgomery Catholic
55	Jake Andrews	OL	6-3	325	Jr.	4L	Millbrook, Ala. / Stanhope Elmore HS
58	Logan Self	OL	6-4	301	R-Fr.	2L	Trussville, Ala. / Hewitt-Trussville HS
59	Resheed Wallace	OL	5-11	270	Jr.	TR	Jersey City, N.J. / Santa Rosa JC
60	Tyler Cappi	OL	6-3	300	Fr.	HS	Priceville, Ala. / Priceville HS
61	Tyler Cappi	OL	6-3	300	Fr.	HS	Priceville, Ala. / Priceville HS
62	Matthew Johnson	OL	6-4	285	Fr.	HS	Marbury, Ala. / Marbury HS
63	Carson Burt	OL	6-5	292	So.	2L	Fort Payne, Ala. / Fort Payne HS
64	Deandre Butler	OL	6-3	323	Sr.	2L	Opelika, Ala. / Jacksonville State
66	Sebastian Joseph	OL	6-3	300	Jr.	TR	Randolph, Mass. / Monroe College
67	Grant Betts	OL	6-3	292	Jr.	4L	Spanish Fort, Ala. / Spanish Fort HS
68	Sydney Solomon	OL	6-3	348	Jr.	TR	Anaheim, Calif. / Cherritos College
69	Jonas Woods	OL	6-4	297	Jr.	TR	Milwaukee, Wisc. / Palomar College
70	Tyler Harvey-Fallows	OL	6-3	330	R-Fr.	TR	Mawdesley, England / Laney College
71	Kyler Gibson	OL	6-5	291	Fr.	HS	Munford, Ala. / Munford HS
72	Beau Sellers	OL	6-4	291	Fr.	HS	Newton, Ala. / Wicksburg School
74	Daniel King	OL	6-5	318	So.	TR	Cairo, Ga. / Georgia Military College
75	Kobe Williams	OL	6-4	287	So.	TR	Bixby, Okla. / NE Oklahoma A&M
77	Derrick Graham	OL	6-4	304	R-Fr.	2L	Lake Minneola, Fla. / Lake Minneola HS
78	Jeremiah Frazier	OL	6-3	312	So.	TR	Pike Road, Ala. / Tennessee State
79	Austin Stidham	OL	6-5	292	Sr.	4L	Russellville, Ala. / Russellville HS

## TROY COACHING STAFF

### GAME LOCATION



**JON SUMRALL**  
HEAD COACH

-----  
SIDELINE

### OFFENSE



**GARY BANKS**  
WIDE RECEIVERS

-----  
SIDELINE




**JOE CRADDOCK**  
OC / QB

-----  
SIDELINE



**BROCK HAYS**  
RUNNING BACKS

-----  
SIDELINE



**EVAN MCKISSACK**  
TIGHT ENDS

-----  
PRESS BOX



**COLE POPOVICH**  
OFFENSIVE LINE

-----  
SIDELINE

## DEFENSIVE LINE

0	Jamarcus Chatman	DE	6-2	269	Jr.	1L	Rome, Ga. / Florida State
3	Antonio Showers	DE	6-1	270	Sr.	4L	Tucker, Ga. / Tucker HS
5	Will Choloh	DT	6-0	276	Sr.	4L	Lawrenceville, Ga. / Archer HS
9	Richard Jibunor	BAN	6-3	233	Jr.	2L	Delta State, Nigeria / Auburn
21	Shakel Brown	DT	6-4	299	Sr.	2L	Tallahassee, Fla. / Itawamba CC
32	Phillip Lee	BAN	6-4	221	R-Fr.	RS	Jacksonville, Fla. / First Coast HS
41	Javon Solomon	DE	6-2	245	So.	3L	Tallahassee, Fla. / Godby HS
47	Devon Reaves	DE	6-4	233	So.	2L	Conyers, Ga. / Salem HS
52	Buddha Jones	DT	6-3	288	Jr.	1L	Tallahassee, Fla. / Kent State
54	Jase Bradley	DE	6-4	240	Fr.	HS	Harvest, Ala. / Sparkman HS
85	Eric Shaw	BAN	6-5	212	R-Fr.	TR	Reeltown, Ala. / South Carolina
91	Cameron Reese	DE	6-1	285	R-Fr.	RS	Auburn, Ala. / Auburn HS
92	Julian Peterson	DT	6-3	296	R-Fr.	RS	Pinson, Ala. / Pinson Valley HS
95	Luis Medina	DT	6-1	288	So.	2L	Summerville, Ga. / Chattooga HS
97	AJ Pierce	DT	6-1	313	Jr.	3L	Dothan, Ala. / Northview HS
98	T.J. Jackson	DT	6-1	270	So.	1L	Millbrook, Ala. / Stanhope Elmore HS
99	Fabian Rogosch	DE	6-5	238	Fr.	HS	Hamburg, Germany / Hamburg

## LINEBACKERS

2	Carlton Martial	LB	5-9	210	Sr.	4L	Mobile, Ala. / McGill-Toolen HS
7	KJ Robertson	LB	6-1	225	Sr.	4L	Alabaster, Ala. / Thompson HS
10	Jayden McDonald	LB	6-0	228	Jr.	2L	Suwanee, Ga. / Iowa
24	Blake Matthews	LB	6-3	203	Fr.	HS	Bremen, Ga. / Bremen HS
29	Rorrick Steward	LB	6-2	196	Sr.	TR	Red Bank, Ala. / Tuskegee
34	Jordan Stringer	LB	6-2	227	R-Fr.	RS	Augusta, Ga. / Laney HS
35	Vady Clark	LB	6-2	205	Fr.	HS	Satellite Beach, Fla. / Satellite HS
36	Terry Thomas	LB	6-0	206	R-Fr.	RS	Childersburg, Ala. / Childersburg HS
39	Riley Slaughter	LB	6-1	220	Fr.	HS	Roswell, Ga. / Roswell HS
42	Jacob Foster	LB	6-3	210	Fr.	HS	Greenville, Ala. / Greenville HS
45	Luke Hodge	LB	6-1	225	Fr.	HS	Oneonta, Ala. / Oneonta HS
50	Jackson Thomas	LB	6-0	190	Fr.	HS	Montgomery, Ala. / Alabama Christian Academy

## CORNERBACKS

1	Elijah Culp	CB	5-11	185	So.	1L	Charlotte, N.C. / Austin Peay
11	O'shai Fletcher	CB	5-11	174	Jr.	4L	Huntsville, Ala. / Randolph School
13	Zion Williams	CB	5-11	189	Sr.	2L	Omaha, Neb. / Iowa Western CC
14	Caleb Ransaw	CB	6-0	193	So.	1L	Harvest, Ala. / Sparkman HS
18	Reddy Steward	CB	5-11	180	Jr.	3L	Decatur, Ala. / Austin HS
26	Kyle Cass	CB	6-2	195	R-Jr.	TR	New Orleans, La. / Mississippi State
30	Nasir Pogue	CB	6-2	183	Fr.	HS	Auburn, Ala. / Auburn HS
37	Miles Beaty	CB	6-0	175	Fr.	HS	Marietta, Ga. / Pope HS
38	Tye Pouncey	CB	6-0	173	So.	SQ	Birmingham, Ala. / Pinson Valley HS
43	Jordan Killings	CB	5-11	170	Fr.	HS	Ozark, Ala. / Carroll HS


## SAFETIES / SPEARS

4	Craig Slocum	S	6-0	201	Sr.	4L	Lake Butler, Fla. / Union County HS
6	Taiyon Palmer	SPR	5-11	191	Jr.	1L	Lawrenceville, Ga. / NC State
8	TJ Harris	SPR	6-1	199	Sr.	4L	Leesburg, Ga. / Lee County HS
12	Markeis Colvin	S	5-11	202	Jr.	1L	Ruskin, Fla. / Hutchinson CC
15	Orlando Lacey	SPR	6-0	189	Sr.	4L	Opp, Ala. / Opp HS
16	Tyler Founds	S	6-1	171	Fr.	HS	Decatur, Ala. / Decatur Heritage Christian
17	Carloss Crawford	S	6-2	186	Jr.	2L	Memphis, Tenn. / Coffeyville CC
19	Darrell Starling	SPR	6-1	224	So.	2L	Pelham, Ga. / Pelham HS
22	Christian Murphy	SPR	6-0	191	So.	1L	Gulf Breeze, Fla. / Gulf Breeze HS
23	Keyshawn Swanson	S	5-11	187	So.	1L	Pensacola, Fla. / Akron
25	Justin Powe	S	6-0	200	Fr.	HS	Mobile, Ala. / Davidson HS
27	John Butler	S	6-0	180	R-Fr.	RS	Sebastian River, Fla. / Sebastian River HS
28	Sterling Roberts	SPR	6-1	200	R-Fr.	1L	Starke, Fla. / Bradford HS
31	Dell Pettus	S	5-11	200	Jr.	3L	Harvest, Ala. / Sparkman HS
33	Tim Steward	SPR	5-9	191	R-Jr.	SQ	Hazlehurst, Miss. / Mississippi Gulf Coast CC
40	Tyson Wall	S	5-9	180	Fr.	HS	Sharpsburg, Ga. / Trinity Christian School
44	Tavares Williams Jr.	S	5-10	174	Fr.	HS	Gainesville, Fla. / Buchholz HS

## SPECIALISTS

6	Kyle Coale	P/K	5-11	193	R-Sr.	2L	Palos Verdes, Calif. / Western Illinois
13	Brooks Buce	K	6-0	178	Sr.	1L	Johns Creek, Ga. / Georgia
35	Collin Westfelt	LS	6-1	214	R-Fr.	TR	Acworth, Ga. / Georgia State
39	Brennen Milliron	LS	5-8	209	Jr.	1L	Hoover, Ala. / Hoover HS
40	Scott Taylor Renfroe	K	6-1	190	R-Fr.	RS	Troy, Ala. / Pike Liberal Arts School
44	Mike Rivers	P	6-0	170	Sr.	TR	Wilmington, N.C. / North Carolina A&T
46	Zach Long	K	6-3	185	R-Fr.	RS	Tampa, Fla. / Hillsborough HS
48	Nick Woolfolk	K	6-1	175	Sr.	TR	Richmond, Va. / Virginia State
53	Quentin Skinner	LS	6-0	241	So.	TR	Buford, Ga. / LSU
73	Caleb Robbins	LS	6-5	251	R-Fr.	RS	Tuscaloosa, Ala. / Hillcrest HS

## DEFENSE




**BAM HARDMON**  
BANDITS/ OLB  
-----  
PRESS BOX




**ERIC MCDANIEL**  
DEFENSIVE LINE  
-----  
SIDELINE



**TRAVIS PEARSON**  
CORNERBACKS  
-----  
SIDELINE



**TAYLER POLK**  
-----  
LINEBACKER



**SHIEL WOOD**  
DC / SAFETIES  
-----  
SIDELINE



**JAMES VOLLONO**  
ANALYST  
-----  
SIDELINE



# JON SUMRALL

## FIRST SEASON (1 - 2)

One of the most respected recruiters in the country, Jon Sumrall was named Troy's football head coach on December 2, 2021. Sumrall returns to Troy after spending three seasons (2015-17) as the assistant head coach on Neal Brown's staff.

Recently promoted to co-defensive coordinator on Mark Stoops' staff at Kentucky, Sumrall coached the Wildcats' inside linebackers for the squad that finished the season with a 10-3 record and ranked as high as No. 22 in the country. Kentucky finished second in the SEC East, marking the first time since the league split into divisions in 1992 that UK ended the season in sole possession of second place in the East. The Wildcats allowed 17 or fewer points in seven of its 12 games in 2021 and held No. 1 Georgia to its second-lowest offensive output of the season.

Kentucky finished with the nation's No. 25 defense in addition to ranking third in fourth-down defense, 20th in rushing defense and 13th in defensive touchdowns.

During his tenure at Troy, Sumrall helped lead the Trojans to a pair of bowl victories, the school's first since 2010, the 2017 Sun Belt Conference title, and a stunning victory at LSU. The Trojans won a school-record 11 games in 2017, and the Troy defense ranked first in the nation in red zone defense (.614), second in tackles for loss per game (8.6), seventh in rushing defense (105.3), 11th in scoring defense and 24th in total defense per game (336.6).

In his first season at Troy, the Trojans finished with the second-best turnaround nationally in opponent 3rd-down percentage (14.62 percent), the fourth-best turnaround in yards per play allowed (-1.13), the fifth-best improvement in tackles for loss per game (2.59) and 16th-best improvement in total defense (-62.7).

Troy held opponents to 391.2 yards per game, an improvement of 62.8 yards from the previous season and under 400 yards for the first time since the 2008 season. The Trojans scored five defensive touchdowns, the third-most in the country and most by a Troy team since 2004.

Troy finished the 2016 season 10-3 with a victory in the Dollar General Bowl, the first top-25 ranking in school and Sun Belt Conference history and the best win-improvement in the country. The Trojans finished the year second nationally in passes intercepted, fourth in turnovers forced, 17th in rushing defense, 21st holding opponents to 22.1 points per game and 28th in third-down defense.

Sumrall departed Troy for Ole Miss before the 2018 season and returned to his alma mater in Lexington, Kentucky the following year.

Sumrall oversaw an effective four-man rotation at the middle and weakside linebacker positions in his first season at Kentucky. UK's defense kept every opponent at

or below 30 points, the first time the Wildcats have done that since 1979. UK ended the season with a thrilling win

over Virginia Tech in the Belk Bowl, UK's fourth straight bowl appearance.

Sumrall's starting linebackers, Jamin Davis and DeAndre Square, were two of the top three tacklers in 2020, combining for 162 total tackles. Davis made a significant impact under Sumrall's tutelage, making 144 tackles, 5.0 tackles for loss, 2.5 sacks, five interceptions, three pass break ups, three quarterback hurries, one blocked kick, one fumble recovery and one forced fumble. He ranked fourth in the SEC in tackles per game (10.2) and was first-team All-SEC by Pro Football Focus and second team All-SEC by Phil Steele. Davis was a first-round draft pick by the Washington Football Team in the 2021 NFL Draft.

Kentucky capped the most unusual of seasons with an impressive victory in the TaxSlayer Gator Bowl, the program's third consecutive bowl victory, tying the school record set from 2006-08. The 23-21 victory over No. 24 NC State also marked the second win over a ranked team in the 2020 season. UK also defeated No. 18 Tennessee.

Sumrall was a three-year letterwinner at middle linebacker at Kentucky from 2002-04. He started every game in 2004, leading the Wildcats with 72 tackles. He also excelled off the field as he was named to the SEC Academic Honor Roll and was selected to the Frank G. Ham Society of Character. After earning his degree in finance in 2005, Sumrall served as a graduate assistant for the Wildcats during the 2005 and 2006 seasons under head coach Rich Brooks.

He left Kentucky in 2007 and spent five seasons under head coach Ron Caragher in various positions at San Diego, including defensive coordinator during his final two seasons. He served as the defensive line coach, recruiting coordinator and camp coordinator for the first three years before assuming the defensive coordinator and linebackers coaching role in 2010. During his final season with the Toreros, Sumrall was promoted to assistant head coach.

Before joining the Troy staff in 2015, Sumrall spent three seasons at Tulane (2012-14), where he coached the defensive line the first two seasons before coaching the linebackers his final season.

Sumrall was a three-year letterman at middle linebacker for Kentucky from 2002-04. He started every game as a senior and led the Wildcats with 72 tackles. Sumrall was a two-time all-state performer and a four-year letterman at Grissom High School in Huntsville, Alabama. Sumrall completed his bachelor's degree in finance in 2005 and has completed coursework on a master's degree in sports leadership.

He is married to the former Ginny Nixon, also of Huntsville, and the couple has four children, Sam, Sadie, Stella and Selah.

### PERSONAL

- Birthday:** July 5, 1982
- Age:** 40
- Hometown:** Huntsville, Ala.
- Education:** Kentucky (B.S. - Finance 2005)
- Wife:** Ginny (Nixon)
- Children:** Sam, Sadie, Stella, Selah

### COACHING EXPERIENCE

2022 - Troy (Head Coach)	1-2
2021 - Kentucky (Co-Defensive Coord. / ILB)	10-3*
2020 - Kentucky (Co-Defensive Coord. / ILB)	5-6*
2019 - Kentucky (Inside Linebackers)	8-5*
2018 - Ole Miss (Linebackers)	5-7
2017 - Troy (Asst. HC / Linebackers / ST)	11-2*
2016 - Troy (Asst. HC / Linebackers / ST)	10-3*
2015 - Troy (Asst. HC / Linebackers / ST)	4-8
2014 - Tulane (Co-Defensive Coord. / LB)	3-9
2013 - Tulane (Co-Defensive Coord. / DL)	7-6*
2012 - Tulane (Co-Defensive Coord. / DL)	2-10
2011 - San Diego (Asst. HC / Def. Coord. / LB)	9-2
2010 - San Diego (Asst. HC / Def. Coord. / LB)	5-6
2009 - San Diego (Defensive Line)	4-7
2008 - San Diego (Defensive Line)	9-2
2007 - San Diego (Defensive Line)	9-2
2006 - Kentucky (Graduate Assistant)	8-5*
2005 - Kentucky (Graduate Assistant)	3-8

### BOWL HISTORY

Year	Bowl	Opponent	Result
2021	Citrus	Iowa	W, 20-17
2020	Gator	NC State	W, 23-21
2019	Belk	Virginia Tech	W, 27-24
2017	New Orleans	North Texas	W, 50-30
2016	Dollar General	Ohio	W, 28-23
2013	New Orleans	Louisiana	L, 21-24
2006	Music City	Clemson	W, 28-20

SUMRALL BY THE NUMBERS

<b>Category</b> .....	<b>Record</b>
Overall Record .....	1-2
Home .....	1-0
Away .....	0-2
Neutral.....	0-0
Day (Start Prior to 6 p.m.) .....	0-2
Night (Start after 6 p.m.) .....	1-0
vs. Coaches Ranked .....	0-1
vs. Coaches Top 10 .....	0-0
vs. FBS.....	0-2
vs. FCS.....	1-0
vs. Teams from Alabama .....	1-0
vs. Sun Belt .....	0-1
vs. C-USA .....	0-0
vs. SWAC.....	1-0
vs. SEC.....	0-1
More Than Seven Days to Prepare .....	0-1
Less Than Seven Days to Prepare .....	0-0
Outrushing Opponent .....	0-0
Outrushed by Opponent .....	1-2
Rushing for 200 Yards .....	0-0
Rushing for 300 Yards .....	0-0
Opponent Less Than 100-yards Rushing .....	0-0
Outpassing Opponent .....	1-2
Outpassed by Opponent .....	0-0
Passing for 300-399 yards.....	0-1
Passing for 400-499 yards.....	1-0
Passing for 500+ yards.....	0-0
Allowing 1-199 Yards Passing .....	0-1
Allowing 200-299 Yards Passing .....	1-1
Allowing 300+ Yards Passing .....	0-0
400-499 Total Offense .....	0-0
500-599 Total Offense .....	1-0
600+ Total Offense.....	0-0
More Total Offense than Opponent .....	1-0
Same Total Offense as Opponent .....	0-0
Less Total Offense than Opponent .....	0-2
Allowing 399 or Less Total Offense.....	1-0
Allowing 400-499 Total Offense .....	0-2
Allowing 500+ Total Offense .....	0-0
Committing Fewer Turnovers .....	0-1
Committing More Turnovers .....	1-1
Turnovers are even .....	0-0
Less than 30:00 of Time of Possession .....	1-1
More than 30:00 of Time of Possession .....	0-1
Scoring First .....	0-0
Opponent Scores First .....	1-2
Leading After the 1st Quarter .....	0-0
Trailing After the 1st Quarter .....	1-1
Tied After the 1st Quarter .....	0-1
Leading at Halftime .....	1-1
Trailing at Halftime .....	0-1
Tied at Halftime .....	0-0
Leading After the 3rd Quarter .....	1-0
Trailing After the 3rd Quarter .....	0-2
Tied After the 3rd Quarter .....	0-0
Scoring 0-10 Points .....	0-1
Scoring 11-20 Points .....	0-0
Scoring 21-30 Points .....	0-1
Scoring 31-40 Points .....	1-0
Scoring 41-plus Points .....	0-0
Opponent Scores 0-10 Points .....	0-0
Opponent Scores 11-20 Points .....	1-0
Opponent Scores 21-30 Points .....	0-1
Opponent Scores 31-40 Points .....	0-1
Opponent Scores 41-plus points .....	0-0
Decided by 3 or fewer points .....	0-0
Decided by 4-7 points.....	0-1
Decided by 8-10 points.....	0-0
Decided by 11-19 points.....	0-1
Decided by 20-Plus points.....	1-0
Individual 100-yard Rusher.....	0-0
Opponent 100-yard Rusher .....	0-1
Individual 100-yard Receiver .....	1-0
Opponent 100-yard Receiver .....	0-0
Individual 300-yard Passer .....	1-1
Individual 400-yard Passer .....	1-0

TEAM NOTES

DEFENDING VETERANS MEMORIAL STADIUM

• Troy has defended its home turf as well as anybody in the state of Alabama and the Sun Belt Conference.

Alabama FBS Schools Since 2007:

- Alabama ..... 97-8 (.924)
- Auburn ..... 84-27 (.750)
- Troy ..... 55-28 (.663)**
- UAB ..... 44-28 (.611)
- South Alabama..... 32-30 (.516)

Sun Belt Since 2007:

- James Madison ..... 2-0 (1.000)
- Appalachian State ..... 43-8 (.843)
- Arkansas State..... 63-23 (.733)
- Georgia Southern..... 33-13 (.717)
- Marshall ..... 65-29 (.691)
- Louisiana ..... 58-29 (.667)
- Troy ..... 55-28 (.663)**
- Coastal Carolina ..... 21-12 (.636)
- Old Dominion ..... 25-19 (.568)
- Southern Miss..... 50-41 (.549)
- ULM..... 44-37 (.543)
- South Alabama..... 32-30 (.516)
- Georgia State ..... 21-34 (.382)
- Texas State ..... 24-37 (.393)

\* Totals are from FBS seasons only

TROY'S SUSTAINED SUN BELT SUCCESS

• Troy joined the Sun Belt in 2004.

By Sun Belt Wins (Since 2004)

Records reflect games vacated by NCAA

- Troy ..... 84-54**
- Arkansas State..... 78-53
- Louisiana ..... 74-50
- ULM..... 62-75
- Appalachian State ..... 55-10
- Middle Tennessee % ..... 39-29
- Georgia Southern..... 37-27
- Georgia State ..... 27-43
- Florida Atlantic % ..... 26-34
- South Alabama..... 26-53
- North Texas % ..... 23-44
- FIU % ..... 23-37
- Coastal Carolina ..... 20-20
- Texas State ..... 18-54
- Western Kentucky % ..... 17-22
- Idaho % ..... 15-24
- New Mexico State & ..... 14-25
- Utah State % ..... 2-5

By Sun Belt Winning Percentage (Since 2004)

Records reflect games vacated by NCAA

- Appalachian State ..... 846
- Troy ..... 609**
- Louisiana ..... 597
- Arkansas State..... 595
- Georgia Southern..... 578
- Middle Tennessee % ..... 573
- Coastal Carolina ..... 500
- ULM..... 446
- Western Kentucky % ..... 436
- Florida Atlantic % ..... 433
- Georgia State ..... 386
- Idaho % ..... 385
- FIU % ..... 383

- New Mexico State % ..... 359
- North Texas % ..... 343
- South Alabama..... 329
- Utah State % ..... 286
- Texas State ..... 250

By Sun Belt Wins (Overall 2001-present)

Records reflect games vacated by NCAA

- Arkansas State (2001-pr.) ..... 86-64
- Troy (2004-pr.) ..... 84-54**
- Louisiana (2001-pr.) ..... 82-61
- ULM (2001-pr.) ..... 67-88
- Appalachian State (2014-pr.)..... 55-10
- Middle Tennessee % (2001-12)..... 50-37
- North Texas % (2001-12)..... 41-45
- Georgia Southern (2014-pr.) ..... 37-27
- Georgia State (2013-pr.)..... 27-43
- Florida Atlantic % (2005-12)..... 26-34
- South Alabama (2012-pr.) ..... 26-53
- New Mexico State % (2001-04, 14-17)..... 25-33
- FIU % (2005-12) ..... 23-37
- Western Kentucky % (2009-13)..... 21-23
- Idaho % (2001-04, 14-17)..... 20-38
- Coastal Carolina (2017) ..... 20-20
- Texas State (2013-pr.)..... 18-54
- Utah State % (2003-04)..... 5-9

By Winning Percentage (Overall)

Records reflect games vacated by NCAA

- Appalachian State ..... 846
- Troy ..... 609**
- Georgia Southern..... 578
- Middle Tennessee % ..... 575
- Louisiana ..... 573
- Arkansas State..... 573
- Coastal Carolina ..... 500
- North Texas % ..... 477
- Western Kentucky % ..... 477
- Florida Atlantic % ..... 433
- ULM..... 432
- New Mexico State % ..... 431
- FIU % ..... 383
- Georgia State ..... 386
- Utah State % ..... 357
- Idaho % ..... 345
- South Alabama..... 329
- Texas State ..... 250

% Former Members

ON THE ROAD IN THE BELT

• Since the 2006 season the Trojans have been among the best in the league on the road in Sun Belt Conference games.

- Appalachian State..... 25-6 (.807)
- Louisiana..... 42-20 (.677)
- Troy ..... 37-26 (.587)**
- Georgia Southern ..... 17-15 (.531)
- Arkansas State ..... 31-27 (.534)
- Coastal Carolina ..... 10-10 (.500)
- Georgia State..... 13-21 (.382)
- ULM ..... 23-40 (.365)
- Texas State..... 7-26 (.212)
- South Alabama ..... 6-32 (.158)

## NCAA RANKINGS (131 RANKED)

<b>Offense</b> .....	<b>TROY</b> .....	<b>MARSHALL</b>
Rushing.....	127.....	6
Passing.....	8.....	70
Total.....	73.....	15
Scoring.....	96.....	41
Sacks Allowed.....	109.....	109
Third Down Pct.....	57.....	45
Fourth Down Pct.....	58.....	110

<b>Defense</b> .....	<b>TROY</b> .....	<b>MARSHALL</b>
Rush.....	90.....	17
Pass Efficiency.....	60.....	46
Total.....	102.....	23
Scoring.....	70.....	43
Sacks.....	85.....	64
Tackles for Loss.....	87.....	39
Third Down Pct.....	115.....	28
Fourth Down Pct.....	101.....	101

<b>Returns</b> .....	<b>TROY</b> .....	<b>MARSHALL</b>
Punt.....	80.....	116
Kickoff.....	38.....	88
Punt Coverage.....	78.....	117
Kickoff Coverage.....	62.....	91

<b>Miscellaneous</b> .....	<b>TROY</b> .....	<b>MARSHALL</b>
Net Punting.....	29.....	97
Turnover Margin.....	80.....	47
Time of Possession.....	62.....	43

<b>Rushing</b> .....	<b>Rank</b> .....	<b>Stat</b>
TROY.....		
MU..... Khalan Laborn.....	4.....	140.7

<b>Passing Efficiency</b> .....	<b>Rank</b> .....	<b>Stat</b>
TROY..... Gunnar Watson.....	64.....	141.1
MU..... Henry Colombi.....	31.....	160.5

<b>Passing Yards</b> .....	<b>Rank</b> .....	<b>Stat</b>
TROY..... Gunnar Watson.....	12.....	309.3
MU..... Henry Colombi.....	59.....	229.3

<b>Total Offense</b> .....	<b>Rank</b> .....	<b>Stat</b>
TROY..... Gunnar Watson.....	28.....	290.3
MU..... Henry Colombi.....	68.....	236.3

<b>Receptions</b> .....	<b>Rank</b> .....	<b>Stat</b>
TROY..... Jabre Barber / Deshon Stoudemire.....	57.....	5.3
MU..... Corey Gammage.....	-.....	4.0

<b>Receiving Yards</b> .....	<b>Rank</b> .....	<b>Stat</b>
TROY..... Jabre Barber.....	75.....	69.0
MU..... Corey Gammage.....	-.....	47.3

<b>Punting</b> .....	<b>Rank</b> .....	<b>Stat</b>
TROY..... Mike Rivers.....	8.....	46.9
MU..... John McConnell.....	61.....	40.2

<b>Punt Returns</b> .....	<b>Rank</b> .....	<b>Stat</b>
TROY.....		
MU..... Talik Keaton.....	61.....	1.7

<b>Kickoff Returns</b> .....	<b>Rank</b> .....	<b>Stat</b>
TROY.....		
MU.....		

<b>Scoring</b> .....	<b>Rank</b> .....	<b>Stat</b>
TROY.....		
MU..... Khalan Laborn.....	20.....	10.0

<b>Sacks</b> .....	<b>Rank</b> .....	<b>Stat</b>
TROY..... T.J. Jackson.....	-.....	0.50
MU.....		

<b>Tackles</b> .....	<b>Rank</b> .....	<b>Stat</b>
TROY.....		
MU.....		

<b>Tackles for Loss</b> .....	<b>Rank</b> .....	<b>Stat</b>
TROY.....		
MU.....		

<b>Total Interceptions</b> .....	<b>Rank</b> .....	<b>Stat</b>
TROY..... Three Players.....	39.....	1
MU..... Micah Abraham.....	5.....	2

## THE SERIES

- Troy and Marshall meet for just the sixth time overall and the first time since 2004.
- Marshall leads the overall series 3-2, but Troy has won each of the last two meetings (2003, 2004).
- The last time the teams played in Troy, the Trojans won 33-24 (2003) and fans tore down the goalposts. Marshall was coming off a victory at No. 6 Kansas State ... the Thundering Herd finished the previous season ranked in the Top 25.

## UNIFORM COMBOS

- For the seventh straight year, the Trojans have updated their wardrobe. The Trojans have added a new white jersey to their rotation this year plus a black helmet and a silver helmet. Last year, it was the addition of a new black helmet.
- The 2015 debut of the Power T on Troy's helmets marked the first time since 2003 something other than the Troy Shield logo was on the helmets.

## 2022 COMBOS

	HELMET	JERSEY	PANTS
Ole Miss	Cardinal	White	Cardinal
Alabama A&M	Silver	Cardinal	Black
App State	Silver	White	White
Marshall			
Western Kentucky			
Southern Miss			
Texas State			
South Alabama			
Louisiana			
Army			
ULM			
Arkansas State			

## Record When (2022):

- Helmet** - Cardinal (0-1), Black (0-0), Silver (1-1)
- Jersey** - Cardinal (1-0), White (0-2), Black (0-0), Smoke (0-0)
- Pants** - Black (1-0), White (0-1), Cardinal (0-1), Smoke (0-0)

## COMBINED WINS LAST SIX SEASONS

- Troy won a combined 47 games since 2016, which is the 29th most nationally and eighth most among the G5 heading.

Team	2016	2017	2018	2019	2020	2021	2022	Total
Alabama	14	13	14	11	13	13	3	81
Clemson	14	12	15	14	10	9	3	78
Oklahoma	11	12	12	12	9	11	3	70
Ohio State	11	12	13	13	7	11	3	70
Georgia	9	13	10	12	8	14	3	69
App State	11	9	10	13	9	10	2	64
Notre Dame	4	10	12	11	10	10	1	59
UCF	6	13	12	10	6	8	2	58
Oklahoma State	10	10	7	8	8	12	3	58
Boise State	10	11	10	12	5	7	2	57
Wisconsin	11	13	8	10	4	9	2	57
San Diego St.	7	10	11	10	4	12	2	56
Penn State	11	11	9	11	4	7	3	56
LSU	10	9	8	15	5	6	2	55
Louisiana	6	5	7	11	10	13	2	54
Memphis	8	10	8	12	8	6	2	54
Army	8	10	11	5	9	9	2	54
Cincinnati	4	4	11	11	9	13	2	54
Michigan	10	8	10	9	2	11	3	54
Iowa	8	8	9	10	6	9	2	53
Texas A&M	8	7	9	8	9	8	2	51
Utah	9	7	9	11	3	10	2	51
BYU	9	4	7	7	11	10	2	50
Florida	9	4	10	11	8	6	2	50
Auburn	8	10	8	9	6	6	2	49
Washington	12	10	10	8	3	4	3	50
Miami	9	10	7	6	8	7	3	50
Kentucky	7	7	10	8	5	10	3	50
<b>Troy</b>	<b>10</b>	<b>11</b>	<b>10</b>	<b>5</b>	<b>5</b>	<b>5</b>	<b>1</b>	<b>47</b>

Group of Five Teams

### IN-SEASON BIRTHDAYS

Kimani Vidal.....	Aug. 28 (21)
Jordan Stringer .....	Aug. 31 (19)
Deyunkrea Lewis .....	Sept. 1 (20)
Sterling Roberts .....	Sept. 7 (20)
* Joe Craddock .....	Sept. 7 (37)
* Eric McDaniel.....	Sept. 8 (32)
Devonte Ross.....	Sept. 9 (20)
Elijah Culp.....	Sept. 14 (20)
<b>Sebastian Joseph .....</b>	<b>Sept. 17 (22)</b>
Jamarcus Chatman .....	Sept. 16 (22)
Terry Thomas.....	Sept. 18 (21)
Jonas Woods.....	Sept. 20 (23)
Tyler Cappi.....	Sept. 21 (19)
DK Billingsley .....	Sept. 25 (25)
Riley Slaughter.....	Sept. 26 (19)
Tim Steward.....	Sept. 28 (23)
Grant Betts .....	Sept. 29 (23)
Keyshawn Swanson .....	Sept. 29 (22)
Kyler Gibson.....	Sept. 29 (19)
Tavares Williams .....	Sept. 30 (19)
RaJae' Johnson .....	Oct. 4 (24)
William Carn .....	Oct. 9 (20)
Brooks Buce.....	Oct. 12 (24)
O'shai Fletcher.....	Oct. 19 (23)
Jackson Blalock .....	Oct. 25 (20)
KJ Robertson.....	Oct. 30 (23)
* Gary Banks.....	Nov. 4 (41)
Jake Andrews .....	Nov. 11 (23)
Julian Peterson .....	Nov. 11 (20)
Camren Reese.....	Nov. 11 (20)
TJ Harris.....	Nov. 18 (24)
<b>Jamontez Woods .....</b>	<b>Nov. 19 (23)</b>
Nasir Pogue .....	Nov. 24 (19)
Jayden McDonald .....	Nov. 28 (23)
Sydney Solomon .....	Dec. 1 (26)
Resheed Wallace .....	Dec. 1 (23)
Luke Hodge .....	Dec. 3 (19)
Shakel Brown .....	Dec. 4 (24)
Christian Murphy.....	Dec. 7 (22)
Luis Medina .....	Dec. 6 (21)
Caleb Ransaw .....	Dec. 22 (20)
Zion Williams.....	Dec. 23 (24)
Demontrez Brown .....	Dec. 28 (23)
Brennan Milliron.....	Dec. 28 (23)

\* Denotes Coaching Staff Member

**Bold signifies game day**

### THE SKINNY ON THE COIN TOSS

• Troy was 13-21 on coin tosses from 2019-21. The Trojans are 1-2 this season.

#### 2022 Coin Toss

Opponent	W/L	Troy	Result
Ole Miss	L	Receive	Defer
Alabama A&M	W	Kick	Defer
App State	L	Receive	Defer
Marshall			
Western Kentucky			
Southern Miss			
Texas State			
South Alabama			
Louisiana			
Army			
ULM			
Arkansas State			

### TROJANS VS. RANKED FOES

• The Trojans have faced a nationally-ranked opponent 30 times since moving to the FBS in 2001. Troy is 2-28 all-time against nationally ranked (FBS) opponents.

Year	Opponent	Rank	Result
2001	Nebraska	4	L, 14-42
2001	Miami	1	L, 7-38
2001	Maryland	15	L, 14-47
2002	Nebraska	9	L, 16-31
2002	Iowa State	21	L, 12-42
2003	Kansas State	7	L, 5-41
2003	Nebraska	12	L, 0-30
2004	* Missouri	17	W, 24-14
2004	LSU	17	L, 20-24
2006	Florida State	9	L, 17-24
2006	Nebraska	23	L, 0-56
2007	Arkansas	20	L, 26-46
2007	Florida	3	L, 31-59
2007	Georgia	10	L, 34-44
2008	Ohio State	13	L, 10-28
2008	LSU	19	L, 31-40
2009	Florida	1	L, 6-56
2009	Central Michigan	25	L, 41-44
2010	South Carolina	17	L, 24-69
2011	Arkansas	13	L, 28-38
2014	Georgia	13	L, 0-66
2015	Wisconsin	23	L, 3-28
2016	Clemson	2	L, 24-30
2017	LSU	22	W, 24-21
2018	* Boise State	22	L, 20-56
2019	* App State	22	L, 13-48
2020	BYU	18	L, 7-48
2020	* Coastal Carolina	11	L, 38-42
2021	Coastal Carolina	24	L, 28-35
2021	* Louisiana	24	L, 21-35
2022	Ole Miss	21	L, 10-28

\* Home Game

### TROJANS IN OVERTIME

Nov. 16, 2002	vs. Utah State	L, 16-19
Oct. 29, 2005	Louisiana	L, 28-31
Dec. 21, 2008	vs Southern Miss	L, 27-30
Jan. 5, 2010	vs Central Michigan	L, 41-44 (2OT)
Oct. 25, 2011	at FIU	L, 20-23
Aug. 31, 2013	vs. UAB	W, 34-31
Oct. 31, 2015	at Appalachian State	L, 41-44 (3OT)
<b>OVERALL</b>		<b>1-6</b>

### HOW THE TEAM WAS BUILT

#### 2017 Signing Class (3)

DK Billingsley, Orlando Lacey, Austin Stidham

#### 2018 Signing Class (11)

Jake Andrews, Grant Betts, Demontrez Brown, Will Choloh, O'shai Fletcher, TJ Harris, AJ Lewis, AJ Pierce, KJ Robertson, Antonio Showers, Gunnar Watson

#### 2019 Signing Class (7)

Christian Murphy, Dell Pettus, Devon Reaves, Javon Solomon, Reddy Steward, Jaden Warren, Jamontez Woods

#### 2020 Signing Class (15)

Jabre Barber, Shakel Brown, Markeis Colvin, Derrick Graham, T.J. Jackson, Tez Johnson, Deyunkrea Lewis, Chase Little, Luis Media, Marcus Rogers, Logan Self, Darrell Starling, Tim Steward, Kimani Vidal, Zion Williams

#### 2021 Signing Class (12)

Quayde Hawkins, Peyton Higgins, Clayton Ollendieck, Phillip Lee, Julian Peterson, Caleb Ransaw, Scott Taylor Renfore, Sterling Roberts, Deshon Stoudemire, Jordan Stringer, Damien Taylor, Jarris Williams

#### 2022 Signing Class (15)

Markus Ferrell, Jeremiah Frazier, Kyler Gibson, Tyler Harvey-Fallows, Luke Hodge, Matthew Johnson, Sebastian Joseph, Daniel King, Blake Matthews, Nasir Pogue, Fabian Rogosch, Devonte Ross, Sydney Solomon, Kobe Williams, Jonas Woods

#### Four-Year Transfers (18)

Brooks Buce (Georgia), Deandre Butler (Jacksonville State), Kyle Cass (Mississippi State), Jamarcus Chatman (Florida State), Peter Costelli (Utah), Elijah Culp (Austin Peay), Jarret Doege (West Virginia), Richard Jibunor (Auburn), Buddha Jones (Kent State), RaeJae' Johnson (UAB), Buddha Jones (Kent State), Jayden McDonald (Iowa), Taiyon Palmer (NC State), Eric Shaw (South Carolina), Quentin Skinner (LSU), Charles Strong (Texas A&M), Rorrick Steward (Tuskegee - Walk-On), Michael Vice (Samford)

#### Walk-Ons Now Scholarship (3)

Carlton Martial, Craig Slocum, Keyshawn Swanson

#### Walk-Ons (40)

Miles Beaty, DeWhitt Betterson, Jackson Blalock, Jase Bradley, Browder Braswell, Robert Bruce, Carson Burt, John Butler, Tyler Cappi, Will Carn, Vady Clark, Kyle Coale, Rondell Cole, Carloss Crawford, Caden Cupp, DJ Epps, Jacob Foster, Tyler Founds, Jameson Holcomb, Jordan Killings, Zach Long, Tae Meadows, Gage Messick, Brennan Milliron, Tye Pouncey, Justin Powe, Cameron Reese, Mike Rivers, Caleb Robbins, Beau Sellers, Riley Slaughter, Jackson Thomas, Terry Thomas, Tyson Wall, Resheed Wallace, Russell Weeks, Collin Westfelt, Tavares Williams, Jaidyn Wilson, Nick Woolfolk

## BY THE NUMBERS

Overall Record.....	1-2
Sun Belt.....	0-1
Non-Conference.....	1-1
Home.....	1-0
Road.....	0-2
Neutral.....	0-0
Scoring first.....	0-0
Opponent scoring first.....	1-2
Leading after first.....	0-0
Trailing after first.....	1-1
Tied after first.....	0-1
Leading at halftime.....	1-1
Trailing at halftime.....	0-1
Tied at halftime.....	0-0
Leading after third.....	1-0
Trailing after third.....	0-2
Tied after third.....	0-0
Overtime games.....	0-0
Against Top 25.....	0-1
Against Top 15.....	0-0
Against Top 10.....	0-0
On Natural Grass.....	0-1
On Field Turf.....	1-1
Scoring 0-10 points.....	0-1
Scoring 11-20 points.....	0-0
Scoring 21-30 points.....	0-1
Scoring 31-40 points.....	0-0
Scoring 41-50 points.....	1-0
Scoring 51+ points.....	0-0
Allowing 0-10 points.....	0-0
Allowing 11-20 points.....	1-0
Allowing 21-30 points.....	0-1
Allowing 31-40 points.....	0-1
Allowing 41-50 points.....	0-0
Allowing 51+ points.....	0-0
Rushing for 0-99 yards.....	1-2
Rushing for 100-199 yards.....	0-0
Rushing for 200-299 yards.....	0-0
Rushing for 300+ yards.....	0-0
Allowing 0-99 rushing yards.....	1-0
Allowing 100-199 rushing yards.....	0-1
Allowing 200-299 rushing yards.....	0-1
Allowing 300+ rushing yards.....	0-0
Passing for 0-99 yards.....	0-0
Passing for 100-199 yards.....	0-0
Passing for 200-299 yards.....	0-1
Passing for 300-399 yards.....	0-1
Passing for 400+ yards.....	1-0
Allowing 0-99 passing yards.....	0-0
Allowing 100-199 passing yards.....	0-1
Allowing 200-299 passing yards.....	1-1
Allowing 300-399 passing yards.....	0-0
Allowing 400+ passing yards.....	0-0
Total offense 0-299 yards.....	0-0
Total offense 300-399 yards.....	0-2
Total offense 400-499 yards.....	0-0
Total offense 500+ yards.....	1-0
Allowing 0-299 yards total offense.....	0-0
Allowing 300-399 yards total offense.....	1-0
Allowing 400-499 yards total offense.....	0-2
Allowing 500+yards total offense.....	0-0
Having 100-yard rusher.....	0-0
Opp. having 100-yard rusher.....	0-1
No turnovers.....	0-0
One turnover.....	0-1
Two turnovers.....	0-1
Three+ turnovers.....	1-0
No takeaways.....	0-1
One takeaway.....	0-0
Two takeaways.....	1-0
Three+ takeaways.....	0-1
More than 30:00 of possession.....	0-1
Less than 30:00 of possession.....	1-1

## POINTS ON THE BOARD

- Troy has been shutout just six times since moving to FBS in 2001 with three of those coming during the 2003 season.

- Troy has only been shutout once (North Texas, 2003) by a non-Power Five school -- the Trojans have played 192 straight games against non-Power Five schools without being shutout.

- Troy was shutout by Georgia, 66-0, on Sept. 20, 2014, which snapped a streak of 99 straight games without being shutout (Nebraska, 56-0, on Sept. 23, 2006).

- Troy's current overall streak stands at 97 games.

## SUN BELT CHAMPS

- Troy's six Sun Belt championships ties Arkansas State for the most in conference history; the Red Wolves joined the Sun Belt three seasons before Troy.

### Sun Belt Conference Titles by School

1. Troy	6
Arkansas State	6
3. Appalachian State	4
North Texas	4
Louisiana	4
Middle Tennessee	4
7. ULM	1
Georgia Southern	1
Florida Atlantic	1
FIU	1
Coastal Carolina	1

## TROJANS IN FRONT OF BIG CROWDS

- Fifteen of the top 20 attended games in Veterans Memorial Stadium history have come since 2012.

- Troy led the Sun Belt in attendance in 2018 for the first time in program history with an average 24,527 fans per game.

- Troy has set the single-season attendance record three times since 2012.

- Troy has hosted at least 20,000 fans in attendance in 27 of its last 28 home games (not counting 2020 with reduced capacity due to COVID-19).

### Largest Veterans Memorial Stadium Crowds

Crowd	Opponent	Date	Result
1. 29,612	Boise State	9/1/18	L, 20-56
2. 29,278	Alabama State	9/9/17	W, 34-7
3. 29,013	Mississippi State	9/15/12	L, 24-30
4. 27,324	Akron	9/23/17	W, 22-17
5. 27,108	Southern Miss	9/14/19	L, 42-47
6. 26,574	Missouri	9/9/04	W, 24-13
7. 26,437	Arkansas State	9/28/19	L, 43-50
8. 26,265	Alabama State	9/2/06	W, 38-0
9. 26,211	South Alabama	11/6/21	W, 31-24
10. 26,189	Alabama A&M	9/10/22	W, 38-17
11. 26,000	Marshall	9/27/03	W, 33-24
12. 25,782	Appalachian State	11/12/16	W, 28-14
13. 25,767	Florida A&M	9/8/18	W, 59-7
14. 25,211	South Alabama	10/11/17	L, 8-19
15. 24,738	Louisiana	11/13/21	L, 21-35
16. 24,714	Liberty	9/11/21	L, 13-21
17. 24,631	Louisiana	11/3/18	W, 26-16
18. 24,321	Navy	11/10/12	W, 41-31
19. 24,102	Oklahoma State	9/14/07	W, 41-23
20. 23,913	Georgia State	10/15/16	W, 31-21

## Largest Crowds for a Troy Game

Crowd	Opponent	Date	Result
1. 102,989	at Ohio State	9/20/08	L, 10-28
2. 99,879	at LSU	9/30/17	W, 24-21
3. 92,746	at Georgia	11/3/07	L, 34-44
	at Georgia	9/20/14	L, 0-66
5. 92,103	at LSU	11/15/08	L, 31-40
6. 90,349	at Florida	9/12/09	L, 6-56
7. 90,244	at Florida	9/8/07	L, 31-59
8. 89,493	at LSU	10/23/04	L, 20-24
9. 89,360	at Nebraska	9/15/18	W, 24-19
10. 84,799	at Nebraska	9/23/06	L, 0-56

## TROY PLAYS THE BEST AROUND

- Troy has played the who's who of college football since moving to FBS in 2001.

- Troy has picked up victories over LSU, Nebraska, Oklahoma State, Missouri and Mississippi State and have put the scare into several teams including LSU (leading 31-10 in the fourth quarter in 2008) and Florida State (tied 17-17 with two minutes in fourth quarter in 2006).

### Troy's Power 5 Conference Opponents

Arkansas (4)
Clemson (2)
Duke (2)
Florida (2)
Florida State
Georgia (2)
Georgia Tech
Iowa State
Kansas State
LSU (3)
Maryland
Miami
Minnesota
Mississippi State (5)
Missouri (4)
NC State
Nebraska (5)
Ohio State
Oklahoma State (3)
Ole Miss
South Carolina (4)
Tennessee
Virginia
Wisconsin

## O P5, WHERE ART THOU

- The 2020 season marked the first for Troy since 2000 that the Trojans did NOT play a team from a Power 5 conference. The Trojans were scheduled for a home game against NC State and road game at Tennessee before the ACC & SEC altered their schedule models.

- Troy's match up with Ole Miss in the season opener is Troy's 27th (3-23) against the current members of the SEC. The Trojans have played an SEC school in 16 of 21 seasons since moving to the FBS ranks in 2001.

- Troy is 6-48 all-time against the current members of Power 5 conferences ... the only conference that Troy has not played a current or former member from is the Pac 12.

- Troy has at least one win over each of the four Power 5 conferences in which it has played a game against.

- Troy's last P5 win came in 2018 at Nebraska, while it's last SEC win came in 2017 at LSU.

### TROY'S PRO PIPELINE

• Troy is home to the first underclassman to be drafted from the league when Jonathan Massaquoi was selected in the fifth round of the 2012 Draft.

• Massaquoi was the 33rd Trojan to be selected in the NFL Draft and the ninth in Troy's short history in the Sun Belt Conference.

• The Trojans have twice had players taken in the first round of the draft, with Leodis McKelvin (BUF, 11th overall) going in 2008 and DeMarcus Ware (DAL, 11th overall) going in 2005. Troy is also home to the highest selected offensive lineman in Sun Belt history in Antonio Garcia (NE, 85th overall, 2017).

### Former Trojans in the NFL

Player	Team
Mario Addison	Buffalo Bills

### Former Trojans in the CFL

Player	Team
Blace Brown	Saskatchewan Roughriders
Chandler Worthy	Montreal Alouettes

• Troy's NFL pipeline also includes six players who have recently retired. Osi Umenyiora, Jerrel Jernigan, DeMarcus Ware, Lawrence Tynes, Sherrod Martin, Steve McLendon and Leodis McKelvin have recently stepped away from the game.

• Troy players in Super Bowls has been a common sight recently. Since 2003, seven former Trojans have made 10 appearances in a Super Bowl. All told, 11 former Trojans have made 13 total appearance in the Super Bowl.

• Virgil Seay (Washington) 1983 (XVII) & 1984 (XVIII); Jack Peavey (Denver) 1988 (XXII); Kerry Jenkins (Tampa Bay) 2003 (XXXVII); Osi Umenyiora (NY Giants) 2008 (XLII) & 2012 (XLVI); Steve McLendon (Pittsburgh) 2011 (XLV) & (Tampa Bay) 2021 (LVI); Lawrence Tynes (NY Giants) 2012 (XLVI); Jerrel Jernigan (NY Giants) 2012 (XLVI); DeMarcus Ware (Denver Broncos) 2016 (50); Mario Addison (Carolina Panthers) 2016 (50).

• Former Troy quarterback Kaleb Barker led the Northern Arizona Wranglers to a 15-4 record and the Indoor Football League title in 2022 as a rookie.

### NEW COACHES

• As expected with a new head coach in charge, Troy's overall coaching staff saw an overhaul as well.

• Bam Hardmon (bandits/spears) and Gary Banks (receivers) are the only two full time coaches to return from last year's staff. Al Pogue was originally set to return for 2022, but accepted a position on the Missouri staff.

• Off the field, Rusty Whitt (strength), Jamaal Smith (chief of staff) and Caleb Ross (director of operations) all remained on staff.

• Troy's staff features a pair of Trojan alums in Gary Banks and Evan McKissack.

• OL coach Cole Popovich spent six seasons with the New England Patriots and is the owner of two Super Bowl rings.

### TROY IN SEASON OPENERS

• The Trojans are 11-11 in season openers since moving to the FBS in 2001.

• Troy is 54-42-6 all-time in season openers and 19-11 as a NCAA Division I (FCS & FBS) member (1993-present).

### PLAYS PER GAME

• Troy's plays per game have taken a steady decrease each of the last three seasons and that trend will be interesting to follow in 2022 as the Trojans move to a Pro Style offense under OC Joe Craddock.

• Troy ranked 15th nationally in 2019 averaging 73.58 plays per game and had two games in which it ran 92-plus plays.

• Troy slipped to 44th nationally in 2020 averaging 71.27 plays per game. The Trojans ran 93 plays in the season opener and hit the 81 play mark three times.

• The 2021 season saw a dramatic drop as Troy ranked 100th nationally averaging just 65.42 plays per game. The Trojans ran just 40 plays against App State and 49 against Liberty with a season-high 76 coming in the season finale.

• Troy's 40 plays against App State in 2021 were the fewest run by a Trojan team in the school's Division I history.

• Troy went off script in the opener running 81 plays, which ranked as the 11th most in the country.

• Troy ran 70 plays against Alabama A&M and it dropped to 65 plays against App State. Troy had just nine offensive possessions in the game at App State, which included the final drive where the Trojans tried to run out the clock.

• After the first three weeks, Troy is 45th at 72.33 plays per game.

• Troy ranks sixth nationally with 59.9 percent of its plays being passing plays.

• On the flip side, Troy's defense has been on the field for the 15th most plays in the country per game; Troy opponents are averaging 74.67 plays per game.

### TROJANS WITH DEGREES

• Entering the season, 12 current players have already received their undergraduate degree from Troy.

• Grant Betts, DK Billingsley, Shakel Brown, Brooks Buce, Kyle Coale, RaJae' Johnson, Orlando Lacey, Carlton Martial, KJ Robertson, Craig Slocum, Austin Stidham and Zion Williams.

• Additionally, 14 following players are on track to graduate this fall with two earning their master's degree

• Jake Andrews, DK Billingsley (master's), Demontrez Brown, Brooks Buce, Deandre Butler, Richard Jibunor, A.J. Lewis, Brennen Milliron, Dell Pettus, A.J. Pierce, Marcus Rogers, Austin Stidham (master's), Charles Strong, and Gunnar Watson.

## START CHARTS

Offense	2022	Current Streak	Career
Austin Stidham, OL	3	18	51
Jake Andrews, OL	3	26	26
Grant Betts, OL	3	26	26
A.J. Lewis, TE	-	-	25
Gunnar Watson, QB	3	10	19
Kimani Vidal, RB	3	10	16
Jabre Barber, WR	2	2	14
Tez Johnson, WR	1	-	13
Deandre Butler, OL	3	4	13
DK Billingsley, RB	-	-	10
Deyunkrea Lewis, TE	1	-	10
Derrick Graham, OL	-	-	9
Deshon Stoudemire, WR	3	8	8
Demontez Brown, WR	-	-	3
Daniel King, OL	3	3	3
Marcus Rogers, WR	3	3	3
Michael Vice, TE	1	1	1
Jamontez Woods, RB	-	-	1
Clayton Ollendieck, TE	1	-	1

Defense	2022	Current Streak	Career
Carlton Martial, LB	2	-	46
Will Choloh, DT	3	38	38
Dell Pettus, S	3	36	36
T.J. Harris, SPR	3	12	33
KJ Robertson, LB	2	1	23
Reddy Steward, CB	3	15	21
Javon Solomon, BAN	1	1	18
O'shai Fletcher, CB	-	-	15
Jayden McDonald, LB	2	2	13
Craig Slocum, S	3	3	13
Elijah Culp, CB	-	-	10
Antonio Showers, DE	3	3	8
Richard Jibunor, BAN	2	-	6
Luis Medina, NT	-	-	5
Buddah Jones, DT	3	3	5
Shakel Brown, NT	-	-	4
Zion Williams, CB	-	-	4
Caleb Ransaw, CB	3	3	3
A.J. Pierce, NT	-	-	2

Specialist	2022	Current Streak	Career
Brooks Buce, K	3	15	15
Kyle Coale, P/KOS	-	-	12
Mike Rivers, P	3	3	3
Quentin Skinner, LS	2	1	2
Caleb Robbins, LS	1	-	1

### Longest Active Streak:

Will Choloh, DT	38
Dell Pettus, S	36
Jake Andrews, OL	26
Grant Betts, OL	26
Austin Stidham, OL	18
Reddy Steward, CB	15
Brooks Buce, K	15

### Most Career Starts:

Austin Stidham, OL	51
Carlton Martial, LB	46
Will Choloh, DT	38
Dell Pettus, S	36
T.J. Harris, SPR	33
Jake Andrews, OL	26
Grant Betts, OL	26
A.J. Lewis, TE	25
KJ Robertson, LB	23
Reddy Steward, CB	21
Gunnar Watson, QB	19
Javon Solomon, DE/BAN	18

## SERIES INFORMATION



**Overall:** Marshall leads 3-2

**At Troy:** 1-0

**At Huntingdon:** 1-3

**Neutral Sites:** 0-0

**Current Streak:** W2

**Jon Sumrall vs. Marshall:** 0-0

**Charles Huff vs. Troy:** 0-0

**First Meeting:** L, 21-24 (1993)

**Last Meeting:** W, 17-14 (2004)

### SERIES RESULTS

Year	W/L	Site	Score
1993	L	A	21-24
1998	L	A	12-42
2002	L	A	7-24
2003	W	H	33-24
2004	W	A	17-14

### TROY VS. SUN BELT CONFERENCE

Opponent	GP	W	L	T
Appalachian State	11	3	8	-
Arkansas State	21	9	12	-
Coastal Carolina	5	2	3	-
Georgia Southern	21	14	7	-
Georgia State	9	5	4	-
James Madison	0	0	0	-
Louisiana	22	9	13	-
Marshall	5	2	3	-
Old Dominion	0	0	0	-
South Alabama	10	7	3	-
Southern Miss	10	3	7	-
Texas State	12	11	1	-
ULM	19	10	8	1
<b>Total</b>	<b>145</b>	<b>75</b>	<b>69</b>	<b>1</b>

### SUMRALL VS. SUN BELT CONFERENCE

Opponent	GP	W	L
Appalachian State	1	0	1
Arkansas State	0	0	0
Coastal Carolina	0	0	0
Georgia Southern	0	0	0
Georgia State	0	0	0
James Madison	0	0	0
Louisiana	0	0	0
Marshall	0	0	0
Old Dominion	0	0	0
South Alabama	0	0	0
Southern Miss	0	0	0
Texas State	0	0	0
ULM	0	0	0
<b>Total</b>	<b>1</b>	<b>0</b>	<b>1</b>

## TROJANS ON THE PRESEASON ALL-SUN BELT TEAM

• Offensive lineman Austin Stidham and wide receiver Tez Johnson represented Troy on the first team offense, while defensive linemen Will Choloh and Javon Solomon, along with linebacker Carlton Martial were first team selections on defense. Defensive lineman Richard Jibunor and defensive back TJ Harris earned second team nods to round out Troy's selections.

• The Trojans' three first team defensive selections and five overall defensive picks were the most in the Sun Belt; no other school had more than three defensive players on both teams combined. Troy's seven overall selections were third only to App State and Georgia State's eight picks.

• The Trojans were picked to finish third in the Sun Belt West Division.

## WATCH LIST SZN

• Several Trojans were named to preseason watch lists with junior linebacker Carlton Martial earning the majority of the nods.

### Jake Andrews

Rimington Trophy Watch List

### Will Choloh

Outland Trophy Watch List

### Richard Jibunor

Senior Bowl

### Carlton Martial

The Athletic All-America Second Team  
Action Network All-America Second Team  
Pro Football Network All-America Second Team  
Chuck Bednarik Award Watch List  
Butkus Award Watch List  
Bronko Nagurski Watch List  
Lombardi Award Watch List  
Senior Bowl

### Javon Solomon

Lombardi Award Watch List  
Pro Football Network All-America Honorable Mention  
Bronko Nagurski Watch List

### Austin Stidham

Outland Trophy Watch List  
Campbell Trophy Nominee

### Kimani Vidal

Doak Walker Watch List

### Craig Slocum

Wuerffel Trophy Watch List

## RADIO AFFILIATES

Crestview, Fla. - WAAZ-FM 104.7  
Dothan - WOOF-AM 560  
Enterprise - WVVL-FM 101.1  
Foley - WHEP-FM 92.5  
Foley - WHEP-AM 1310  
Huntsville - WUMP-AM 730  
Huntsville - WUMP-FM 103.9  
Montgomery - WTXK-FM 107.5  
Montgomery - WTXK-AM 1210  
Opp - WOPP-AM 1290  
Troy - WTBF-FM 94.7  
Tuskegee/Tallassee - WACQ-FM 101.1  
Tuskegee/Tallassee - WACQ-AM 580

## 10 WINS IN THREE STRAIGHT SEASONS

• Troy joined a small list of teams that have won 10 games in back-to-back-to-back seasons as a member of the Group of Five since 2002.

• Troy is one of just 11 programs from a Group of Five Conference since 2002 to win 10 or more games in three straight seasons.

• Head coach Jon Sumrall was an assistant coach on two of those three teams (2016-17) before departing for Ole Miss for the 2018 season.

### Troy

2016 (10), 2017 (11), 2018 (10)

### Boise State

2011 (12), 2012 (11) | 2016 (10), 2017 (11), 2018 (10), 2019 (12) | 2006 (13), 2007 (10), 2008 (12), 2009 (14), 2010 (12), 2011 (12), 2012 (11) | 2002 (12), 2003 (13), 2004 (11)

### BYU

2006 (11), 2007 (11), 2008 (10), 2009 (11)

### Cincinnati

2007 (10), 2008 (11), 2009 (12)

### Louisiana

2019 (11), 2020 (10), 2021 (13)

### Marshall

2013 (10), 2014 (13), 2015 (10)

### Northern Illinois

2010 (11), 2012 (12), 2013 (12), 2014 (11)

### San Diego State

2015 (11), 2016 (11), 2017 (10)

### TCU

2002 (10), 2003 (11) | 2005 (11), 2006 (11) | 2008 (11), 2009 (12), 2010 (13), 2011 (11)

### UCF

2012 (10), 2013 (12) | 2017 (13), 2018 (12), 2019 (10)

### Utah

2003 (10), 2004 (12) | 2008 (13), 2009 (10), 2010 (10)

## BLAZING OUT OF THE GATES

• Troy burned up the scoreboard in its first game of the season from 2019-21.

• Troy's 55 points in the 2021 opener against Southern ranked as the fourth most in a season opener.

• Troy scored 47 points at Middle Tennessee in the 2020 opener, which was Troy's sixth most all-time in a season opener (at the time), most in a season opener on the road since 1996 and the most against an FBS team.

• In 2019, Troy's 43 points against Campbell was its second most (at the time) in a season opener since 1996.

• Troy averaged 48.3 points in its three season openers from 2019-21.

### Most Points in a Season Opener

1.	1932	62	Southern Union
2.	1996	61	Alcorn State
3.	2016	57	Austin Peay
4.	<b>2021</b>	<b>55</b>	<b>Southern</b>
5.	1968	49	Samford
6.	1966	48	Gordon Military
7.	<b>2020</b>	<b>47</b>	<b>Middle Tennessee</b>
8.	<b>2019</b>	<b>43</b>	<b>Campbell</b>

**TROY'S NEW CRIB**

- Troy officially moved into its new North End Zone Facility on Aug. 15, 2018, the first day of classes on campus.
- Troy began construction on a North End Zone Football Facility following the completion of the 2016 football season.
- The \$24 million facility provides the Troy football program with over 70,000 square feet of space for student-athletes, staff and fans. Additionally, a 35-by-90-foot video board and 400 new club seats were included in the project. The facility is located 30 feet off the backline in the north end zone of Veterans Memorial Stadium and will be three floors.

**Student-Athletes:**

The North End Zone Football Facility features a new 5,000-square foot locker room, strength and conditioning center, athletic training facility, nutritional "fueling station", mud room with cool down plunge pool and team lounge.

**Football Staff:**

The North End Zone Football Facility features offices for the football staff and meeting rooms with state-of-the-art video technology.

**Fans:**

The North End Zone Football Facility will feature 400 new club seats that will provide an excellent vantage point of the game as well as access to exclusive concessions and parking areas. Additionally, fans will enjoy the new 35-by-90-foot video board.

**102ND SEASON OF TROY FOOTBALL**

- The 2020 season was special for the Trojans as it marked the 100th season of Troy Football.
- Troy celebrated 100 years of football in 2008 but because of World War I and World War II and an unknown reason in 1929, Troy didn't play games for 12 seasons during that time.
- Troy did not allow a point in its inaugural season (1909) and shutout its opponents in nine of its first 14 games over a four-season stretch.

**Troy Football by the Numbers**

Seasons	102
Wins	554
National Championships	3
Conference Championships	21
Head Coaches	23
Postseason Appearances	31
NCAA DII Seasons	21
NCAA DII Playoff Appearances	3
NCAA FCS Seasons	10
NCAA FCS Playoff Appearances	7
NCAA FBS Seasons	19
FBS Bowl Appearances	8
All-Americans	44
All-Conference Selections (Since 1970)	414
All-Sun Belt Selections	227
Super Bowl Champions	8

**TROY IN THE POLLS**

- When Troy made an appearance in the AP Top 25 on Nov. 13, 2016, it marked the first time in Troy's history that it appeared in either major poll.
- Troy also became the first Sun Belt team to ever appear in the national rankings.
- Troy's final positioning in the AP and Coaches Poll in 2017 were both program highs. The Trojans finished with 14 points, good for No. 31, in the AP Poll, and 40 points, good for No. 27, in the Coaches Poll.

• Troy's preseason votes in the 2018 AP Poll were the first in school history in the initial poll of the season, while the preseason coaches votes are the most in school history.

**BATTLE FOR THE BELT**

- "The Battle for the Belt" was created by both school's SGAs prior to the 2015 season.
- Troy leads the all-time series 7-3 and the Trojans lead the series 5-2 since the introduction of The Belt.
- Troy's 37-13 win in 2019 marked the first time that the home team had won the game since the The Belt was introduced. In fact, it was the first time that The Belt didn't change hands after the game.
- When the Sun Belt split into divisions prior to the 2018 season, Troy (East) and South Alabama (West) were split apart; however, a league-wide agreement allowed the game to continue each year as a permanent cross-divisional opponent.

• Troy has won four straight meetings against its rival with the victories coming by a combined 135-54 margin.

• The Trojans have limited the Jags to just 308.3 yards per game during the four-game winning streak.

**GIANT KILLERS**

- For a second straight season and for the fifth time since moving to the FBS level, Troy knocked off a team from a Power Five Conference when the Trojans defeated Nebraska, 24-19, in 2018.
- There is at least one member of the current coaching staff that was either a player or coach in each one of the previous victories – 2001 vs. Mississippi State (D. Williams), 2004 vs. Missouri (J. Smith), 2007 vs. Oklahoma State (J. Smith), 2017 vs. LSU (J. Sumrall, B. Hardmon, J. Smith); 2018 vs. Nebraska (B. Hardmon, J. Smith).
- In the five victories, Troy forced a combined 19 turnovers -- Mississippi State (4), Missouri (3), Oklahoma State (5), LSU (4) and Nebraska (3).
- In four of the five victories, Troy had a big special teams play -- Missouri (Blocked Punt), Oklahoma State (Blocked PAT, Punt Return TD), LSU (Whistle Field Goal at End of First Half) and Nebraska (Punt Return TD).

**NATIONAL POLLS**

**ASSOCIATED PRESS - WEEK 4**

Rk.	School (1st)	Rec.	Pts.
1	Georgia (59)	3-0	1569
2	Alabama (3)	3-0	1492
3	Ohio State (1)	3-0	1473
4	Michigan	3-0	1364
5	Clemson	3-0	1268
6	Oklahoma	3-0	1257
7	USC	3-0	1197
8	Kentucky	3-0	1096
9	Oklahoma State	3-0	1071
10	Arkansas	3-0	920
11	Tennessee	3-0	866
12	NC State	3-0	781
13	Utah	2-1	684
14	Penn State	3-0	666
15	Oregon	2-1	593
16	Ole Miss	3-0	585
17	Baylor	2-1	494
18	Washington	3-0	485
19	BYU	2-1	381
20	Florida	2-1	360
21	Wake Forest	3-0	345
22	Texas	2-1	339
23	Texas A&M	2-1	309
24	Pittsburgh	2-1	181
25	Miami	2-1	123

**Others Receiving Votes:** Michigan State 91, Florida State 85, Appalachian State 77, North Carolina 72, Washington State 62, Cincinnati 52, Oregon State 49, Minnesota 48, Kansas 23, Syracuse 7, LSU 6, Wisconsin 4

**USA TODAY / COACHES - WEEK 4**

Rk.	School	Rec.	Pts.
1	Georgia (40)	3-0	1594
2	Alabama (24)	3-0	1580
3	Ohio State (1)	3-0	1505
4	Michigan	3-0	1379
5	Clemson	3-0	1362
6	Oklahoma	3-0	1281
7	USC	3-0	1183
8	Oklahoma State	3-0	1161
9	Kentucky	3-0	1063
10	Arkansas	3-0	934
11	NC State	3-0	919
12	Tennessee	3-0	826
13	Ole Miss	3-0	734
14	Utah	2-1	726
15	Penn State	3-0	579
16	Wake Forest	3-0	529
17	Baylor	2-1	507
18	Oregon	2-1	468
19	Texas	2-1	438
20	Texas A&M	2-1	385
21	Michigan State	2-1	305
22	Florida	2-1	297
23	BYU	2-1	253
24	Washington	3-0	244
25	Miami	2-1	234

**Others Receiving Votes:** Pittsburgh 210, Florida State 107, Appalachian State 68, Oregon State 57, Washington State 55, Cincinnati 37, Syracuse 24, Minnesota 24, Iowa State 15, North Carolina 12, TCU 7, Kansas 5, Air Force 4, Wisconsin 4, Mississippi State 2, Duke 2, LSU 2, Notre Dame 2, Coastal Carolina 1, East Carolina 1

## STRENGTH COACH FORMER US SPECIAL OPS

• Troy strength coach Rusty Whitt had a decorated career as a Special Forces Sergeant in the United States Army. He served as a Senior Special Forces Communication Sergeant in the 10th Special Forces Group and was a member of the U.S. Army from August 2003 to January 2009 where he was deployed to Iraq as part of Operation Iraqi Freedom (OIF) V and VI.

• He developed and initiated a comprehensive pre-deployment conditioning program for his Special Forces Team prior to and during OIF V and VI. He received a combat infantry badge, two Iraqi campaign medals and an Army commendation medal with valor.

• Enlisted in the Army after watching the horrific events of 9/11 unfold while the head strength coach at Sam Houston State.

## TROJAN TRENDS

### Notable Trends Since 2015\*

More than 400 Yards of Offense.....	35-7
Rushing for 150+ Yards.....	29-2
Rushing for 200+ Yards.....	15-0
Scoring 21-Plus Points.....	50-13
Scoring 28-Plus Points.....	42-8
Scoring 35-Plus Points.....	30-5
Scoring 40-Plus Points.....	19-3
Scoring 50-Plus Points.....	10-0
Scored First.....	36-12
Win the First Half.....	46-4
Win the 1st Quarter.....	39-5
Allowed Less than 100 Rushing Yards.....	25-2
Allowed Less than 150 Rushing Yards.....	37-11
Allowed Less than 35 Points.....	51-16
Allowed Less than 17 Points.....	21-0
Allowed Less than 14 Points.....	14-0
Allowed Less than 10 Points.....	11-0
Allowed Less than 300 Total Yards.....	18-2
Outrushing Opponent.....	42-6
Turnover Margin of +1 or Greater.....	36-5
Turnover Margin of +2 or Greater.....	21-1
Turnover Margin of +3 or Greater.....	12-0
Turnover Margin of +4 or Greater.....	8-0
Allowed 35+ Points.....	0-21
Allowed 40+ Points.....	0-15
Scored Less than 24 Points.....	3-27
Scored Less than 21 Points.....	1-24
Scored Less than 17 Points.....	1-20
Scored Less than 14 Points.....	1-16
Less than 100 Rushing Yards.....	6-22
Shutout in First Quarter.....	4-13
Trailing at Halftime.....	4-31

### Notable Trends Since 2004 (Joined SBC)

200+ Rushing Yards.....	43-2
250+ Rushing Yards.....	21-0
30+ Points Scored.....	85-24
40+ Points Scored.....	45-5
50+ Points Scored.....	13-0
Less Than 24 Points Allowed.....	87-15
+1 Turnover Margin or Greater.....	67-20
+2 Turnover Margin or Greater.....	41-8
+3 Turnover Margin or Greater.....	22-1
Allow Less Than 100 Rushing Yards.....	51-5
One or More Special Teams TDs.....	16-6
Block a Kick.....	16-10
Red Zone Trip Advantage.....	81-26
Less Than 24 Points Scored.....	11-63
35+ Point Allowed.....	3-58
-3 Turnover Margin or Greater.....	1-25

\* Jon Sumrall joined Troy staff as an assistant in 2015 under then head coach Neal Brown.

## TOP SPEED TROJANS

• Thanks to the state-of-the-art technology through Catapult, Troy's strength and conditioning staff, led by Rusty Whitt, is able to track many different aspects about Troy's players including their top speed.

• Whitt measures top speed at 30 yards with world-class sprinters averaging 27 miles per hour.

• Troy had 11 players at 20 MPH or higher last year, this summer Troy registered 33 players at 21 MPH or higher.

• As a comparison, here are a few NFL top speeds from in-game (2021) compiled by NFL Next Gen Stats -- Jonathan Taylor (22.13), Marquez Valdes-Scantling (22.09) and Patrick Surtain (22.07).

### Troy Top Speeds at 30 Yards

1. Marcus Rogers, WR	22.24
2. John Butler, S	22.23
3. Demontrez Brown, WR	21.00
4. Tez Johnson, WR	21.99
Tae Meadows, RB	21.99
Christian Murphy, SPR	21.99
Dell Pettus, S	21.99
Caleb Ransaw, CB	21.99
Devonte Ross, WR	21.99
Keyshawn Swanson, S	21.99
Terry Thomas, LB	21.99
Kimani Vidal, RB	21.99
Jamonte Woods, RB	21.99

## PUSHING WEIGHT

• Troy's players are stronger than ever thanks to Rusty Whitt and his staff's ... below are some player highlights.

• As team, Troy's averages across the board are up from a year ago. PC +23, SQ +20, B +16, DL +40

Key - PC (Power Clean); SQ (Squat), B (Bench), DL (Dead Lift) -- Numbers following the weight are the increase from last season

### OL Jake Andrews

415 +10 (PC), 600 +15 (SQ), 450 +10 (B), 585 (DL)

### OL Grant Betts

350 (PC), 500 (SQ), 405 (B), 560 +15 (DL)

### DL Shakel Brown

340 (PC), 585 +85 (SQ), 440 +35 (B), 620 +85 (DL)

### DT Will Choloh

365 +40 (PC), 575 +25 (SQ), 445 +25 (B), 640 +25 (DL)

### LB Carlton Martial

315 (PC), 500 (SQ), 585 +20 (DL)

### DT Luis Medina

330 (PC), 620 (SQ), 440 (B), 700 +25 (DL)

### S Dell Pettus

335 +10 (PC), 520 (SQ), 365 +15 (B), 560 +15 (DL)

### LB KJ Robertson

330 (PC), 550 (SQ), 350 (B), 500 (DL)

### S Craig Slocum

315 +15 (PC), 480 +30 (SQ), 330 (B), 600 +55 (DL)

### S Keyshawn Swanson

315 +80 (PC), 450 +25 (SQ), 315 (B), 600 +55 (DL)

### LB Terry Thomas

330 +55 (PC), 565 +20 (SQ), 350 +20 (B), 550 +50 (DL)

### RB Kimani Vidal

320 (PC), 560 (SQ), 375 +25 (B), 520 (DL)

## PUT THEM IN THE HALL

• A trio of former Trojans -- two players and head coach -- are on the current College Football Hall of Fame ballot.

### Larry Blakeney

One of seven FBS coaches on the ballot ... led Troy to 178 wins over his 24 years as head coach and guided the Trojans from NCAA Division II status to the highest level of college football during his career. The all-time winningest coach in Sun Belt Conference history, Blakeney earned four conference coach of the year honors (two Sun Belt and two Southland), led his team to eight conference championships in 16 seasons as a member of a conference, five bowls games and trips to the FCS Playoffs in seven of eight seasons. Blakeney coached 14 All-Americans during his career and 86 of his players earned first team all-conference honors.

### Al Lucas

One of 99 players on the ballot from the divisional ranks ... A two-time All-American and the 1999 Buck Buchanan Award winner, Lucas was a true force on Troy's defensive line during the late 1990s. A unanimous All-America selection following his senior year in 1999, Lucas finished the season with 129 tackles and 20 tackles for loss, which rank as the ninth and third most in a single-season in school history, respectively. Lucas earned All-America honors as a junior after recording 65 tackles, 13 tackles for loss and 4.5 sacks. The Trojans also used Lucas on offense in goal line situations and he rushed for nine touchdowns on 26 carries. Lucas, who played 20 games for the Carolina Panthers in the NFL, tragically passed away at the age of 26 from an injury suffered on April 10, 2005, in an AFL game. The AFL renamed its Hero Award to the Al Lucas Award, while the Maxwell Football Club has named its AFL Player of the Year award in his honor.

### Freddie Thomas

One of 99 players on the ballot from the divisional ranks ... From walk-on to two-time All-American, Thomas is a true success story in the history of Troy Athletics. Simply known as "Bootsy", Thomas earned Kodak All-America honors his junior season after recording 85 tackles, five interceptions, eight pass break ups and a blocked punt. He parleyed his outstanding junior season into an even better senior campaign where he was named captain of the 1987 NCAA Division II National Championship squad. Thomas was a Consensus All-American that season as he finished with 85 tackles and an interception from his safety position. Thomas currently ranks 12th all-time in Troy history with 11 career interceptions, while checking in at 18th in total tackles and 20th in assisted tackles.

## WHAT'S RETURNING

• Troy returns 11 starters on offense losing just center Dylan Bradshaw and wide receiver Reggie Todd and nine on the defense side of the football losing safety Kyle Nixon and defensive end John Hines.

### Offensive Breakdown

Rushing Yards - 74.5 percent  
 Passing Yards - 56.3 percent  
 Receiving Yards - 71.3 percent  
 Offensive Line Starts - 76.6 percent

### Defensive Breakdown

Tackles - 82.2 percent  
 Tackles for Loss - 83.3 percent  
 Sacks - 92.1 percent  
 Interceptions - 93.8 percent  
 Pass Break Ups - 91.7 percent

**ROSTER MAINTENANCE**

• Due to COVID-19 during the 2020 season, all players were granted an extra year of eligibility by the NCAA.

• Troy elected to NOT move forward players' eligibility years on the roster from last year to accurately reflect how many years of playing time players have left, e.g. Kimani Vidal is listed as a sophomore and he has four years to play three; Buddha Jones is listed as a junior and he has three years to play two.

• A handful of Trojans have decided to take advantage of the sixth-year of eligibility granted to them by the NCAA - Antonio Showers, Craig Slocum, Will Cholah, KJ Robertson, TJ Harris, Jarret Doege, Brooks Buce, Zion, Williams, Orlando Lacey, DK Billingsley, Shakel Brown, Rorrick Steward, Mike Rivers, Nick Woolfolk, Deandre Butler and Austin Stidham.

**TROY IN SEASON OPENERS - PART II**

• The Trojans are 11-11 in season openers since moving to the FBS in 2001 ... Troy won three straight openers from 2019-21, but have now dropped five of its last six season openers against FBS opponents.

• Troy has opened a season on the road 14 times since moving to the FBS level and the Trojans are 4-10 in those games.

2001	Nebraska	L, 14-42
2002	Nebraska	L, 16-31
2003	Kansas State	L, 5-41
2004	Marshall	W, 17-14
2007	Arkansas	L, 26-46
2008	Middle Tennessee	W, 31-17
2009	Bowling Green	L, 14-31
2011	Clemson	L, 19-43
2012	UAB	W, 39-29
2014	UAB	L, 10-48
2015	NC State	L, 21-49
2017	Boise State	L, 13-24
2020	Middle Tennessee	W, 47-14
2022	Ole Miss	L, 10-28

• Troy is 54-42-6 all-time in season openers and 19-11 as a NCAA Division I (FCS & FBS) member (1993-present).

**TROY INKS SEVERAL HOME - AND - HOME DEALS**

• Troy has signed some premier home-and-home deals over the recent years.

• The Trojans have upcoming/current home-and-home series with NC State (2015 & 2028); UMass (2027, 30); Southern Miss (2021, 24, 28, 29); Mississippi State (2026, 27); Memphis (2024, 25); Western Kentucky (2022,23); UAB (2028, 29, 32, 33); Army (2022, 23, 30, 31).

• Additionally, Troy has played host to Missouri (2004), Oklahoma State (2007), Mississippi State (2012), Navy (2012), Duke (2014) and Boise State (2018) in recent years.

**SMARTY PANTS**

• In addition to being an outstanding player on the field, two-time All-Sun Belt First Team selection, left tackle Austin Stidham is an outstanding student in the classroom.

• Stidham is a two-time CoSIDA Academic All-American earning it for the 2020 and 2021 seasons; he was the first Troy football player to ever earn the honor and just the fifth two-time All-American in Troy history.

• Graduated with a degree in biology/biomedical sciences with a 3.92 GPA, made just four Bs his entire academic career. Pursuing his master's degree in education; passed up lucrative medical career to go into STEM education.

• Sophomore Kimani Vidal was also recognized for his academic work earning CoSIDA Academic All-District recognition for his 3.54 GPA in his pursuit of a degree in exercise science.

**BALL POSSESSION**

• After ranking 117th out of 130 teams in 2021 averaging 27:39 in time of possession, the Trojans ranked fifth after their first game in 2022.

• Troy held the ball for 36:58 in the opener at Ole Miss. Troy had a 3:58 advantage in the opening half and a 9:58 advantage in the second half.

• The Trojans controlled the ball for 11:25 in the fourth quarter and 10:05 in the first quarter.

• The trend corrected itself in week two with Troy possessing the ball for 25:58, pushing the season total close to the 30 minute mark.

• App State won the TOP battled 32:08, despite Troy controlling the ball for 11:35 in the first quarter. The Mountaineers held the ball for more than nine minutes in each of the final three quarters.

**FIRST STARTS**

• WR Marcus Rogers, TE Clayton Ollendieck, RG Daniel King and CB Caleb Ransaw made their first career start in the opener at Ole Miss.

• Long snapper Caleb Robbins made his first start and saw his first career action against Alabama A&M.

• Tight end Michael Vice made his first career start at

**FIRST ACTION**

• WR Rajae' Johnson, WR Devonte Ross, BAN Phillip Lee, LS Quentin Skinner, P Mike Rivers, OL Daniel King, OL Jeremiah Frazier, BAN Eric Shaw, TE Michael Vice, OL Tyler Harvey-Fallows, S John Butler, P Nick Woolfolk, QB Jarret Doege and CB Kyle Cass all saw their first action as a Trojan in the opener at Ole Miss.

**OFFENSE NOTES**

**OPPORTUNISTIC OFFENSE**

• Over the last seven seasons (2016-22), Troy ranks 132th nationally averaging 6.25 points per game off turnovers.

1.	Wisconsin	7.95
2.	Alabama	7.90
3.	Ohio State	7.34
4.	UCF	7.32
5.	Clemson	7.15
<b>13.</b>	<b>Troy</b>	<b>6.17</b>

• Troy scored 86 points off 13 opponent turnovers in 2020; the 7.91 per-game average ranked 12th overall (7th among teams which played at least 10 games).

• After scoring points on 13-of-14 opponent turnovers in 2020, Troy scored points on just 8-of-22 opponents last season (three came on interception returns for touchdowns).

• Troy dropped to 71st nationally in 2021 scoring 4.17 points off turnovers. The Trojans scored 56 points off 22 opponent turnovers.

• Troy scored seven points off three Ole Miss turnovers in the 2022 season opener. The Trojans failed to capitalize on two Alabama A&M turnovers.

**NO PUNTS**

• Troy has not punted in a game just twice in its DI history.

• The most recent was a 37-13 victory over South Alabama in 2019. Troy had three turnovers, a missed field goal and scored on seven drives.

• The first was a 34-13 win at Idaho in 2016. Troy had three turnovers, lost the ball on downs once and scored six times.

**TROY'S MAGIC NUMBER IS 35**

• The Trojans have always had success when scoring at least 35 points in a game. Troy stands 68-12 since moving to FBS in 2001 in games when it scores at least 35 points.

**OFFENSE QUICK HITTERS**

• Troy scored on its first possession of the second half in 6-of-12 games last season, and have done so in 1-of-3 games this season (Alabama A&M).

• Troy scored on its opening drive in 5-of-12 games last season; the Trojans were 3-2 when scoring on their opening drive. Troy has failed to score on its three opening drives this year.

• Gunnar Watson became the first quarterback since Brandon Silvers (2014-17) to lead the Trojans in passing yards in consecutive seasons ... Silvers was the fourth straight Troy QB to leads the Trojans in passing for multiple seasons and second straight to do so in four straight seasons.

• Gunnar Watson became the ninth quarterback in program history to top the 4,000-yard mark as he reached the threshold in the third quarter at Ole Miss in the season opener. He is just 184 yards shy of passing the 5,000-yard threshold, becoming just the seventh player in program history to reach that mark.

• Gunnar Watson ranks sixth nationally in completions per game (26.7), 30th in completion percentage (67.8) and 12th in yards per game (309.3).

• Troy has already passed for 1,052 yards this season and ranks eighth nationally averaging 350.7 yards per game through the air. It is the third-most passing yards through three games in Troy's DI era; 2013 - 1,103; 2012 - 1,068.

• Troy's 464 passing yards against Alabama A&M ranked as the eighth most in a game in program history.

• Troy's 522 yards of total offense against the Bulldogs tied for the 34th most in school history and were the most since 528 yards against Southern Miss in 2019.

• Troy scored on 6-of-7 drives to open the second half against Alabama A&M; only an interception stopped the Trojans. This came after six straight possessions to open the game without points.

• Troy scored on four of its eight true drives (final drive in the fourth quarter was killing the clock) at App State.

• Troy entered the App State game with six passing touchdowns and no rushing touchdowns; against the Mountaineers, Troy had four rushing touchdowns and no passing touchdowns.

• Troy entered the App State game ranked eighth nationally with 83.3 percent of its touchdowns (5-of-6) coming on plays of 10-plus yards; three of its four TDs in that game were 1-yard runs.

• Troy ran 19 plays in the third quarter against Alabama A&M, two rushing attempts for -8 yards while completing 12-of-17 passes for 229 yards.

• Troy has turned in points on all three of its drives heading into the half; the Trojans picked up a field goal at Ole Miss and scored touchdowns against Alabama A&M and App State.

• The Trojans outgained the Bulldogs 367-76 in the second and third quarters combined before Troy emptied the bench in the fourth quarter. Troy had just 27 yards in the first quarter.

• Troy's top six most accurate passers in school history have all played for the Trojans since 2013 -- Deon Anthony, Kaleb Barker, Gunnar Watson, Taylor Powell, Corey Robinson, Brandon Silvers and Sawyer Smith .

• Troy is tied for ninth nationally with four starters returning on the offensive line while the Trojans' combined 105 starts among its O-line is tied for 27th.

• Twelve different Trojan players caught a pass in the opener at Ole Miss; the most Troy had was 10 in a game last season (Southern, Georgia Southern). The Trojans followed that with 11 different players catching a pass against Alabama A&M.

• DK Billingsley's touchdown at App State was his first since the 2020 season opener at Middle Tennessee, but the 12th of his career. He rushed for 10 touchdowns in 2019.

• DK Billingsley already has 13 carries for 77 yards and a touchdown in 2022, after rushing for 901 yards and 10 TDs on 155 carries, he had just 36 carries for 126 yards combined in 2020 and 2021.

• Troy rushed for four touchdowns against App State, it was the first time for the Trojans against an FBS opponents since rushing for four TDs against App State in 2015; that game was decided in triple overtime.

## LONG DRIVE NETS A TOUCHDOWN

### Troy's 90-Yard Scoring Drives (FBS 2001-pr.)

Opponent	Year	Yards	Type
Eastern Kentucky	2020	91	TD
Georgia State	2019	98	TD
Akron	2019	91	TD
Southern Miss	2019	93	TD
Southern Miss	2019	97	TD
Georgia Southern	2018	92	TD
South Alabama	2018	98	TD
ULM	2018	96	TD
North Texas	2017	92	TD
Texas State	2017	90	TD
Akron	2017	97	TD
Alabama State	2017	95	TD
New Mexico State	2016	91	TD
New Mexico State	2015	97	TD
New Mexico State	2015	92	TD
ULM	2014	98	TD
Abilene Christian	2014	90	TD
Duke	2013	91	TD
Arkansas State	2012	91	FG
Tennessee	2012	93	TD
Florida Atlantic	2012	95	FG
Mississippi State	2012	91	TD
UAB	2011	96	TD
Arkansas State	2010	92	TD
Florida Atlantic	2009	90	TD
Western Kentucky	2009	90	TD
FIU	2008	90	TD
Middle Tennessee	2007	91	TD
Georgia	2007	91	TD
UL Lafayette	2006	94	TD
Missouri	2004	93	TD
Southern Utah	2002	98	TD
UAB	2002	92	TD
Jacksonville State	2001	91	TD

## QB NOTES

### THE STORY ON GUNNAR

• Gunnar Watson enters his fifth-year with the program and second going into the season as the starter. Watson took over starting duties in week six last season; he has made 16 career starts.

• Two-time all-state selection at Taylor County (Ga.) High School and was ranked the 23rd best pro-style QB in the country by Rivals ... led Taylor County to a 19-5 record his final two seasons and did not throw in interception during the regular season of his senior season.

• Leads the country averaging 178.7 passing yards in the second half of games this season, while his four second half touchdowns are tied for 11th and his 39 completions are the seventh most in the country.

• Has completed 80.0 percent of his passes on third down (20-of-25), which is the best in the country.

• He is just 184 yards shy of passing the 5,000-yard threshold, becoming just the seventh player in program history to reach that mark.

• Completed 12-of-13 passes against App State after throwing an interception on his first attempt; would have been 14-of-15 without a drop by his receiver.

• In the opener at Ole Miss, his 72.3 completion percentage is the sixth highest in Troy's DI history among passers with at least 45 attempts. His 47 attempts were the 18th most in a game in Troy's DI history while his

34 completions were tied for the eighth most in school history.

• Followed by completing 23-of-34 passes for 351 yards and four touchdowns against Alabama A&M. He has thrown for 350-plus yards in two of Troy's last four games.

• Ranks seventh nationally in completions per game (28.5), 23rd in completion percentage (70.4), 22nd in passing TDs (5) and 13th in yards per game (313.0).

• In 2020, started nine games and led the Sun Belt averaging 237.9 yards per game. Ranked seventh nationally, completing 70.1 percent of his passes and 11th with 23.44 completions per game.

• Became the first Troy quarterback since Corey Robinson in 2010 to win his Trojan debut.

• Completed 26-of-37 passes for 248 yards and two touchdowns in his first career start at MTSU. Troy took the foot off the gas in the second half -- Watson was 24-of-33 for 195 yards in the first half.

• Completed 35-of-41 passes for 297 yards and three touchdowns at South Alabama in 2020; Watson's 82.9 completion percentage was the fifth best in Troy's Division I history among quarterbacks with at least 15 pass attempts and the most among quarterbacks with more than 35 pass attempts.

• Last season, returned as Troy's starting quarterback in the Trojans' victory over Georgia Southern ... completed 24-of-36 passes for 270 yards and a touchdown.

• Completed 29-of-55 passes for 350 yards against Louisiana.

• Enters the year 10th all-time in Troy history in passing yards, eighth in attempts, eighth in completions, 13th in touchdowns and third in completion percentage.

• Take out 17 drops by Troy receivers last season, Watson's completion percentage rises to 64.1 percent.

• Averaged 220.6 yards per game in his seven starts last season, which would have been good for fourth in the Sun Belt.

### LATE ADDITION

• Troy received a late member to the quarterback room with the addition of West Virginia transfer Jarret Doege to the roster.

• Doege transferred to Western Kentucky in the offseason before leaving the Hilltoppers during fall camp. He arrived in Troy on Aug. 17 and began practice with the Trojans on Aug. 18. He is immediately eligible to play.

• He entered the season as the FBS active leader in career passing yards (10,494) and passing touchdowns (79). Began his career at Bowling Green and has played in 46 career games at the FBS level, completing 952-of-1,488 passes averaging 228.13 yards per game. Last season for the Mountaineers, Doege completed 65 percent of his passes with 19 touchdown strikes and 234.5 yards per game.

• Completed his only pass attempt in the season opener at Ole Miss; entered the game after Gunnar Watson lost his helmet on the previous play. Made the tackle on the play after a fumble following his completion.

- Played most of the fourth quarter against Alabama A&M and completed 5-of-11 passes for 113 yards and a touchdown.

**OFF THE BENCH**

- Beyond Gunnar Watson and Jarret Doege, Troy offensive coordinator Joe Craddock has a strong room to find a replacement if the need arises.

- Four-star transfer Peter Costelli joined the Trojans in the summer after transferring out of Utah following spring practice.

- Costelli was rated as the No. 27 overall quarterback and No. 10 dual threat quarterback in the 2021 class by 247 Sports.

- Has not played a snap of game action since 2019 ... California's 2020 season was pushed to the spring due to COVID-19 and Costelli enrolled at Utah early and missed his senior high school season.

- Redshirt freshman Quayde Hawkins was a three-year starter at Bainbridge (Ga.) High School ... Bainbridge's all-time leader in career passing attempts (813), completions (417), yards (5,265) and touchdowns (50), while ranking second in TDs responsible for with 60 (50 passing, 10 rushing) ... Holds the school season records for attempts (305) and touchdowns (22). Hawkins suffered a lower body injury with the summer which had him out of team drills throughout fall camp.

- Tucker Kilcrease is a true freshman with a bright future according to head coach Jon Sumrall ... Led Brantley HS to a 12-1 overall record and the Alabama 1A-1 region title; lost to eventual state champion Sweet Water by three points in the semifinals ... Senior season cut short due to injuries ... As a junior, all-state second team honors ... Member of state championship golf team and the 1A Hitter of the Year in baseball.

**PASSING LEADERS**

- With Gunnar Watson coming off the bench to lead Troy last year in place of Taylor Powell, he broke a streak four straight years with a different player leading the Trojans in passing yards; a fifth straight would have marked the first time since 1975-79.

**Troy Passing Yardage Leaders**

- 2020-21 - Gunnar Watson
- 2019 - Kaleb Barker
- 2018 - Sawyer Smith
- 2014-17 - Brandon Silvers
- 2010-13 - Corey Robinson
- 2008-09 - Levi Brown
- 2006-07 - Omar Haugabook
- 2005 - Carl Meadows
- 2003-04 - Aaron Leak
- 2002 - Hansell Bearden
- 1998-01 - Brock Nutter
- 1997 - Adam Russell
- 1996 - Stan Davis
- 1994-95 - Jeremy Rowell
- 1992-93 - Kelvin Simmons
- 1991 - Brad Stevens
- 1989-90 - Steve Summers
- 1988 - Bob Godsey
- 1984-87 - Mike Turk
- 1983 - Carey Christensen
- 1982 - John McKinnon
- 1981 - Doug Brown
- 1979-80 - Willie Tullis
- 1978 - Eddie Tohrbaugh
- 1977 - Phillip Brazell
- 1976 - Gerald Collins
- 1974-75 - Bobby Lee

**RB NOTES**

**VIDAL MAKES HISTORY**

- It's hard to hear Kimani Vidal's name without the word special included from either the coaches or staff.

- In 2020, became the first true freshman in school history to rush for 100-plus yards in consecutive games -- Texas State (106), Eastern Kentucky (143).

- Became the first Troy freshman since Shawn Southward in 2009 to top the 100-yard mark in a game and just the third true freshman in school history to rush for more than 100 yards in a game.

**Troy True Freshman 100-Yard Games**

Player	Year (Opp)	Yards
Kimani Vidal	2020 (Eastern Kentucky)	143
Kimani Vidal	2020 (Texas State)	106
Shawn Southward	2009 (WKU)	140
Shawn Southward	2009 (Louisiana)	154
Marrio Fraser	2002 (S. Utah)	124

- In 2020, ranked second nationally among freshmen and 21st overall averaging 3.83 yards after contact.

- Finished the 2020 season with 26 receptions, the most by any freshman running back nationally and 17th most overall.

- Last season, ranked 28th nationally averaging 3.52 yards after contact (min. 150 attempts).

- Topped the century mark for the first time last season and third in his career with a career-best 162 yards on 25 carries at Texas State. Averaged 4.77 yards after contact in the game and broke five rushes of 10-plus yards.

- Made it back-to-back games with more than 100 yards for the second time in his career after rushing for 142 yards on 22 carries at No. 24 Coastal Carolina.

- Led the Sun Belt and ranked 14th nationally averaging 120.67 yards per game in the month of October -- 63 Georgia Southern, 157 Texas State, 142 Coastal Carolina.

- Ranked seventh in the Sun Belt averaging 67.60 yards per game ... average took a hit after only playing eight snaps against South Alabama before suffering a game-ending injury. As a result of the injury, had just 11 carries vs. Louisiana and 10 snaps vs. App State.

- Named to the CoSIDA Academic All-District Team in 2021.

**THE JUICE ON JAMONTEZ**

- Sophomore running back Jamontez Woods had a breakout season for the Trojans in 2021.

- Led Troy with six touchdown rushes and led the Sun Belt averaging a touchdown once every 7.8 carries.

- Led Troy with 98 yards on just nine carries against Georgia Southern.

- Led Troy averaging 4.00 yards after contact last season.

- Averaged 7.27 yards per carry in the month of October, this ranked 17th nationally among players with at least 20 carries in the month.

**DK'S TIME TO SHINE**

- When Preseason Sun Belt Offensive Player of the Year B.J. Smith was lost to injury in the second week of the season, DK Billingsley was called upon to carry the load in 2019.

- Rushed for 100 yards at Akron in his first game as the primary starter and followed with 103 yards against Arkansas State. He added his third game in triple figures with 100 yards in a win over South Alabama. He made it four games over 100 yards with a career-best 163 yards on just 14 carries against Georgia Southern.

- Became the first Trojan since Jordan Chunn in 2017 to rush for three touchdowns in a game when he found the end zone trice against Georgia State.

- Finished the season 63rd nationally averaging 74.9 yards per game while his 10 rushing touchdowns were the 54th most in the country.

- His touchdown at App State was his first since the 2020 season opener at Middle Tennessee, but the 12th of his career. He rushed for 10 touchdowns in 2019.

- Already has 13 carries for 77 yards and a touchdown in 2022, after rushing for 901 yards and 10 TDs on 155 carries, he had just 36 carries for 126 yards combined in 2020 and 2021.

**1,000-YARD SEASONS**

- A Troy running back has reached the 1,000-yard mark three of the last seven seasons. The number is significant because in the 94 prior seasons, only seven players had rushed for 1,000 yards in a season.

**Troy 1,000 Yard Seasons**

B.J. Smith, 2018	1,186
Jordan Chunn, 2016	1,288
Brandon Burks, 2015	1,005
Shawn Southward, 2012	1,012
DuJuan Harris, 2008	1,077
DeWhitt Betterson, 2004	1,286
DeWhitt Betterson, 2003	1,161
Arrid Gregory, 1996	1,337
Eddie Coleman, 1992	1,044
Ted Horstead, 1985	1,123

**WR / TE NOTES**

**TIGHT ENDS, SCORING TOUCHDOWNS????**

- If you've followed Troy football at all over the years, you'd know that the Trojans and tight ends don't really go hand in hand.

- A.J. Lewis broke that trend in 2019 with three touchdown receptions, which tied for the most in Troy's DI history ... he was efficient with the three TDs coming on just six catches.

**Troy Tight End Single-Season TDs (Since 1999)**

1. A.J. Lewis	2019	3
Deyunkrea Lewis	2021	3
3. A.J. Lewis	2020	2
Joey Munson	2004	2
Lenny Lucas	1999	2

- A.J. Lewis scored touchdowns on both his receptions in 2020.

- Troy's tight ends were targeted 24 times with 21 receptions in 2021. In the previous seven seasons COMBINED, Troy's tight ends were targeted 18 times

with 12 receptions (10 targets and eight receptions by A.J. Lewis in 2019-2020).

- Deyunkrea Lewis caught 11 passes on 13 targets last season and ranked 15th nationally (min. 10 targets) among tight ends with his 84.6 reception percentage.

- A.J. Lewis caught 10 passes on 11 targets last season and ranked third nationally (min. 10 targets) among tight ends with his 90.9 reception percentage.

- Troy targeted its tight ends four times in the opener at Ole Miss with completions on all four - Michael Vice (3), Clayton Ollendieck (1).

- Three tight ends caught a pass against Alabama A&M -- Vice, Ollendieck and D. Lewis, and Lewis found the end zone for the fourth time in his career.

- This season, the tight ends have been targeted 14 times and have eight receptions.

## TEZ - MANIA

- Tez Johnson had a breakout campaign in 2021 and was rewarded with preseason All-Sun Belt First Team honors in 2022.

- Ranked 16th nationally (min. 90 targets) last season with receptions on 72 percent of his targets (67-of-93).

- Caught five or more passes in 7-of-12 games last season.

- Finished second in the league with 67 catches on the year and led all Sun Belt receivers in reception percentage.

- His 67 catches ranked as the eighth most all-time in a season in Troy history, he was on near-record pace throughout most of the season.

## Most Catches Through Seven Games

Gary Banks (50, 2006)  
Jerrel Jernigan (48, 2008)  
Tez Johnson (45, 2021)

## Most Catches Through Eight Games

Gary Banks (53, 2006)  
Kaylon Geiger (53, 2019)  
Tez Johnson (49, 2021)

- Johnson was unofficially adopted by the Nix family during his high school years. His brother Bo is a quarterback at Oregon, while his father Patrick played quarterback at Auburn (1992-95) and is the head coach at Central-Phenix City High School in Alabama.

- Sat out the Alabama A&M game with a minor injury ... returned to catch four passes for 69 yards on six targets at App State.

## BARBER ON THE BREAKOUT

- Jabre Barber had one of the best fall camps of any Troy player and it has carried over into the season.

- Troy's leader in catches (16) and yards (207) through the first three games this season.

- Recorded Troy's first 100-yard receiving game of the season with 105 yards on just five catches against Alabama A&M.

- Has five catches of 10-plus yards and two that have covered 25 or more yards.

## SPREADING THE WEALTH

- Five different Trojans had a touchdown catch in the win over Alabama A&M -- RaJae' Johnson, Deyunkrea Lewis, Jabre Barber, Deshon Stoudemire and Peyton Higgins.

## RECEIVERS THROWING TDs

- A Troy receiver had thrown a touchdown pass in three straight seasons entering 2019 after Luke Whittemore connected with Jabir Daughtry-Frye for a 35-yard score against Coastal Carolina in 2018. Troy failed to have a WR throw a touchdown pass in 2019, 2020 and 2021.

## Non-QB Touchdown Passes (FBS)

Player	Year	Opponent	Yards
Luke Whittemore	2018	Coastal Carolina	35
John Johnson	2017	Georgia Southern	40
John Johnson	2016	UMass	16
Khary Franklin	2013	Louisiana	6
Jaquon Robinson	2012	Western Kentucky	1
Jerrel Jernigan	2010	North Texas	19
Jason Bruce	2010	South Carolina	25
Jerrel Jernigan	2008	FIU	2
DuJuan Harris	2008	Louisiana	5
Gary Banks	2007	North Texas	22
Jason Samples	2004	Missouri	27
Jason Samples	2003	Marshall	36
Jason Samples	2001	ULM	31

## 100-YARD RECEIVING GAMES

- Individual 100-yard receiving games by Troy players.

## Troy 100-Yard Receiving Games

Rank	Year	No.
1.	2019	11
2.	2013	7
	2012	7
4.	1993	6
5.	Six Times	5
	2020	4

# OL NOTES

## LEFT SIDE, STRONG SIDE

- Starting left tackle Austin Stidham has started 48 games in his career, the most ever by a Troy offensive or defensive player. Long snapper Cameron Kaye holds the all-time record with 61 starts.

- Two-time CoSIDA Academic All-American; fifth all-time multi AA selection in Troy Athletics history & first football player to earn one AA nod.

- Three-time All-Sun Belt selection; two-time first team. Represented Troy at Sun Belt Media Day this past July.

## 2021

- Finished third in the league among tackles (min 400 pass blocking snaps) with a 77.1 pass blocking grade per Pro Football Focus and ranked 13th among all tackles in the Group of Five.

- Was not called for a penalty in a pass blocking situation all season; one of just 12 tackles in the Group of Five to not be called for a passing penalty all season.

- Got married during Troy's off week prior to the game at Coastal Carolina last season; wife's name is Carley.

## 2020

- Ranked fifth nationally with an 85.6 pass blocking grade (min. 400 pass blocking situations) ... Among offensive

tackles with at least 400 pass blocking snaps, fourth with a 98.6 efficiency rating, which takes into account pressures and sacks allowed -- allowed just two sacks, one hit, eight hurries and 11 pressures in 451 pass blocking situations ... Called for just one penalty in 742 total snaps.

## 2018 & 2019

- Stidham graded out as Troy's top pass blocker his redshirt-freshman season in 2018. In 2019, allowed just two sacks and five hits in 534 pass block situations.

- Called for just three penalties over the course of the 2019 season.

## THE DISH ON ANDREWS

- Jake Andrews has spent the past two seasons (23 games) starting at right guard for the Trojans but moves left one spot to center taking over for three-year starter Dylan Bradshaw.

## 2021

- Troy's top-rated pass blocker and second-rated run blocker per Pro Football Focus ... Allowed just one sack on 468 pass blocking snaps; additionally allowed just three hits and 12 pressures ... Led Troy with a 98.5 efficiency rating per PFF ... Ranked 29th nationally and 10th in the Group of Five among all guards in pass blocking ... Did not allow a sack in the final 10 games of the season

## 2020

- Ranked ninth nationally and fourth among guards with a 99.2 pass block efficiency rating among players with at least 300 snaps per Pro Football Focus; allowed just one sack, two hits, four hurries and seven pressures in 513 pass blocking situations ... Played 804 total snaps on the season ... Troy's leading run blocker with a 79.7 PFF grade ... Did not allow a sack in the final seven games of the season and allowed just one pressure in that stretch.

## THE BOOK ON BETTS

- Grant Betts made his debut as a starter in 2020 for the Trojans at left guard before moving to right tackle in 2021 where he will play this season.

## 2021

- Called for just two penalties all season in 792 total snaps ... Did not allow a sack in 8-of-12 starts

## 2020

- Ranked 12th nationally among guards with at least 300 snaps with a 98.8 pass block efficiency rating per Pro Football Focus; allowed no sacks, no hits, 11 hurries and 11 pressures in 513 pass blocking situations ... His overall 81.4 pass blocking grade was the 15th-best nationally among guards ... Played a team-high 805 snaps on the season ... Not called for a penalty all season

## OL CONSISTENCY

- The Trojans have allowed the eighth fewest sacks per passing play since 2015 (numbers are percentage of plays allowing a sack)

1. Buffalo	3.9	106/2697
2. Clemson	3.9	150/3802
3. App State	4.3	112/2602
Missouri	4.3	135/3123
5. Washington State	4.4	195/4405
6. Texas Tech	4.5	179/3985
7. Marshall	4.6	145/3145
8. Troy	4.7	158/3396

**CALIFONICATION**

• Despite Troy returning four starters on the offensive line and 105 combined starts, the 27th most nationally, the Trojans saw a lot of turnover at the end of the 2021 season and following spring practice.

• Nine offensive linemen with eligibility remaining at the end of the 2021 season did not return for the 2022 year. The Trojans replaced two with the initial 2022 signing class and then went hard on the transfer market.

• Jeremiah Frazier (Tennessee State) and Daniel King (Georgia Military) joined Troy for spring ball and then OL coach Cole Popovich (former Fresno State offensive lineman) hit the California JUCOs hard prior to the summer to fill holes from players who left after spring ball.

• Troy signed Sydney Solomon (Cherritos College), Jonas Woods (Palomar College), Tyler Harvey-Fallows (Laney College) and Sebastian Joseph (Monroe College) from California JUCOs in addition to Kobe Williams from Northeastern Oklahoma A&M.

**DEFENSE NOTES**

**TROY IS A TURNOVER MACHINE**

• Since 2016, Troy ranks second nationally averaging 1.90 turnovers gained per game.

1. UCF	1.95
<b>2. Troy</b>	<b>1.90</b>
Wisconsin	1.90
4. Iowa	1.88
Washington State	1.88

• Troy ranks fourth nationally since 2016 with 146 turnovers forced.

1. UCF	152
2. Clemson	149
3. Wisconsin	148
<b>4. Troy</b>	<b>146</b>
5. Alabama	145

• Troy has forced a turnover in 68 of its last 83 games with multiple turnovers in 45 of those 83 games.

**INTERCEPTIONS "ALL THE WAY UP"**

• Troy has been intercepting passes at historic levels since 2016.

• Troy's 95 interceptions over the last six seasons (2016-21) are the fifth most in the country.

1.	Iowa	101
2.	Appalachian State	100
3.	Wisconsin	99
4.	Clemson	96
<b>5.</b>	<b>Troy</b>	<b>95</b>

• Troy ranked eighth nationally with 16 interceptions and fifth with 1.33 interceptions per game last season.

• Troy returned three interceptions for touchdowns in 2021, which is the most by a Troy squad since the 2004 season and tied for the fifth most nationally.

**KEEPING IT UNDER 100**

**Most Opp Held Less Than 100 Rushing Yards - Troy (FBS)**

1.	2017.....	8
2.	2006.....	7
	2002.....	7
4.	2016.....	6
5.	2008 / 2003 / 2004 .....	5
8.	2021.....	4
	2010.....	4
10.	2020.....	3
	2019 / 2009 / 2007 / 2001.....	3

**SACK PARTY**

• Troy tied a school FBS record with nine sacks against Coastal Carolina in 2018, against Georgia Southern in 2019 and Southern Miss in 2021.

• The Trojans rank 12th nationally since 2017 with 176 combined sacks.

1. Clemson	239
2. Alabama	215
3. Pittsburgh	214
4. Ohio State	205
5. Miami (Fla.)	199
6. Oklahoma State	194
7. Penn State	189
8. Marshall	183
9. LSU	182
10. Texas A&M	181
11. Florida	178
<b>12. Troy</b>	<b>177</b>

• The Trojans have the 11th most tackles for loss in the country since 2017.

1. Clemson	589
2. Miami (Fla.)	556
3. Alabama	506
4. Oklahoma State	502
5. Ohio State	495
6. Pitt	483
7. UCF	477
8. Oklahoma	467
9. Penn State	460
10. Wake Forest	459
<b>11. Troy</b>	<b>455</b>

**KEEPING IT UNDER 400**

• Troy has held its opponents to under 400 yards per game in five of the last seven seasons ... in 2019, the Troy defense was ravaged by injuries as the Trojans started 22 different players on defense over the course of the season. Troy improved on that total by 29.1 yards in 2020.

Season	Yards Allowed
2022	415.0
2021	337.9
2020	405.1
2019	434.2
2018	347.9
2017	340.1
2016	366.5
2015	391.2
2014	454.0
2013	483.2
2012	443.6
2011	465.0
2010	453.5
2009	424.5
2008	327.5
2007	378.2
2006	337.0

**FORCING NEGATIVE PLAYS**

• Over the past seven seasons (2016-22), Troy is ninth nationally in forcing negative plays on defense.

1. Clemson	15.07
2. Miami (Fla.)	14.62
3. Ohio State	13.51
4. Alabama	13.31
5. Wisconsin	13.12
6. Utah	12.94
7. UAB	12.86
8. Southern Miss	12.82
<b>9. Troy</b>	<b>12.81</b>

• Since 2016, Troy ranks 20th in sack percentage (7.71 percent), 16th in tackles for loss (10.18 percent) and fourth in interception percentage (3.89 percent).

• Troy ranked seventh in the country last season forcing a negative outcome on 14.27 percent of opposing snaps.

**DEFENSE QUICK HITTERS**

• Troy ranked 15th nationally and eighth in the Group of Five with an overall defensive grade of 88.3 per Pro Football Focus in 2020 ... Troy ranked 12th in 2021 (5th in G5) per PFF's grading systems with an 88.5 mark and the rushing defense ranked eighth overall and third in the G5.

• Troy held Ole Miss to 167 yards through the air, it was the fewest passing yards by a Power Five opponent since Nebraska had 160 in 2018 and the seventh-fewest all-time allowed by a Troy defense against a P5 opponent. Ole Miss averaged 274.8 passing yards last season.

• Troy held Ole Miss to seven points, 165 yards, 65 rushing yards and 100 passing yards in the second half.

• In his first game after earning scholarship this spring, safety Keyshawn Swanson forced a fumble and tied a career-high with five tackles at Ole Miss.

• Troy held Ole Miss scoreless on its final six drives of the game, including three turnovers. The Rebels mustered just 79 yards on those six drives.

• Troy held Ole Miss to 28 points (second fewest by an SEC team the opening weekend) and forced three turnovers (most by an SEC team the opening weekend).

• Troy held Alabama A&M to just two yards in the second quarter and 74 yards in the third quarter. The Bulldogs were 0-of-6 through the air and rushed nine times for two yards in the second quarter.

• Alabama A&M had 227 yards of offense through three quarters, with Troy leading 28-3, Jon Sumrall emptied his bench in the fourth quarter.

• In Troy's five wins in 2021, the Trojans allowed an average of 270.2 yards, 4.07 yards per play, 80.2 rushing yards and 17.6 points.

• The last two seasons, Troy has allowed opponents to score on just 18-of-86 drives following a Troy score; the shutdown inning in a baseball comparison. Opponents scored on just six drives last year following a Troy score.

• Troy has returned an interception for a touchdown in five straight seasons heading into 2022.

• Troy was one of just 13 teams to hold two opponents to less than 190 yards of total offense last season.

# GAME FOUR | NOTES

• Troy held 11 of its 12 opponents to 280 or fewer passing yards last season, only 11 teams held more opponents under that total .... heading into bowl season, only Cincinnati had more than Troy.

• Troy ranked 15th nationally with 24 turnovers gained last season and 10th with 2.0 per game. Troy is 13th this season with five turnovers gained through the first two weeks.

• Last season, Richard Jibunor became just the fourth player in Sun Belt history to reach the eight-sack mark by the seventh game of the season -- Alex Carrington (Ark. State, 2008), Jamari Lattimore (MTSU, 2010), Ja'Von Rolland-Jones (Ark. State, 2017) -- Jibunor played only six of those games.

• Troy's three interception returns for touchdowns were the most by a Trojan squad since 2004 and are tied for the fourth most nationally last season.

• Troy recorded multiple sacks in 10-of-12 games last season ... this was tied for the 13th-most nationally.

• Troy recorded seven or more tackles for loss in eight different games last season, which tied for the 13th-most in the country ... Troy's five games with nine or more TFL in a game was the seventh-most in the country.

• Defensive tackle Will Choloh recorded his first career carry in a goal line situation in the opener at Ole Miss. He also had a carry at App State. The last Troy defensive player to score a touchdown on an offensive play was Al Lucas in 1999, he had five touchdowns.

## HOLDING THEM UNDER 250

• Troy has held an opponent under 250 yards of total offense 35 times since moving to FBS in 2001 ... The Trojans are 30-5 in those games

## Opponents Less than 250 Yards Total Offense (FBS Era)

Opponent	Year	Yards	Score
Southern Miss	2021	156	W, 21-9
Southern	2021	189	W, 55-3
South Alabama	2020	230	W, 29-0
Middle Tennessee	2020	241	W, 47-14
Akron	2019	242	W, 35-7
Campbell	2019	143	W, 43-14
South Alabama	2017	224	L, 8-19
Alabama State	2017	165	W, 34-7
Savannah State	2014	147	W, 66-3
Middle Tennessee	2010	207	W, 42-13
Alcorn State	2008	120	W, 65-0
Western Kentucky	2008	216	W, 17-7
UL Lafayette	2008	247	W, 48-3
North Texas	2007	205	W, 45-7
Arkansas State	2007	237	W, 27-0
Middle Tennessee	2007	209	W, 45-7
Alabama State	2006	134	W, 38-0
North Texas	2006	230	W, 14-6
Middle Tennessee	2006	203	W, 21-20
FIU	2006	245	W, 26-13
Cal Poly	2005	139	W, 27-10
North Texas	2005	229	W, 13-10
Arkansas State	2005	244	L, 3-9
Marshall	2004	177	W, 17-15
Arkansas State	2004	238	L, 9-13
Florida Atlantic	2004	248	W, 24-6
SE Louisiana	2003	236	W, 28-0
UAB	2002	223	L, 26-27
Southern Utah	2002	169	W, 40-15
Austin Peay	2002	144	W, 41-3
Florida Atlantic	2002	137	W, 21-6
Arkansas	2002	125	L, 0-23
Southern Utah	2001	237	W, 20-17
ULM	2001	216	W, 44-12
North Texas	2001	217	W, 18-16

## STOPS BEHIND THE LINE

• A breakdown of Troy's top sack games against Sun Belt foes and top tackles for loss games against all opponents.

### Troy Sacks in Sun Belt Games

Opponent	Year	Sacks
1. Georgia Southern	2019	9
Coastal Carolina	2018	9
North Texas	2007	9
4. FIU	2008	7
5. Georgia Southern	2021	6
Idaho	2017	6
South Alabama	2016	6
Middle Tennessee	2010	6
FIU	2009	6
FIU	2006	6
Idaho	2004	6
Florida Atlantic	2004	6

### Troy Tackles for Loss (All Games - Since 2001 [FBS])

Opponent	Year	Sacks
1. ULM	2003	18
2. Southern Miss	2021	16
Marshall	2004	16
4. North Texas	2003	15
North Texas	2007	15
6. Florida A&M	2018	14
New Mexico State	2015	14
Middle Tennessee	2008	14
Florida Atlantic	2004	14
10. Utah State	2002	13.5

## ALL - AMERICANS

• Troy's defense is littered with All-Americans at all three levels of the unit.

• On the defensive line, Javon Solomon was tabbed a preseason All-American by Pro Football Network after earning postseason honors from the group in 2021.

• At linebacker, Carlton Martial's resume is littered with All-American honors - 2018 Freshman All-America Team (The Athletic); 2018 Freshman All-America Team (USA Today); 2018 Freshman All-America Team (FWAA); 2020 First Team Preseason All-America (Walter Camp); 2021 All-America Honorable Mention (Pro Football Network) ... additionally he was named to The Athletic, PFN and Action Network Preseason teams this season.

• In the secondary, Dell Pettus was named to the PFF Freshman All-America Team following the 2019 season.

## RUSHING D IN ELITE COMPANY

• Troy held South Carolina to just 102 yards rushing in 2021; it was the fewest rushing yards by a Power Five team against a Troy defense since Florida State rushed for 45 yards in 2006.

### Fewest Rushing Yards vs. P5

Florida State (2006) .....	45
LSU (2004) .....	57
Arkansas (2002) .....	65
Iowa State (2002) .....	68
Miami (2001) .....	101
<b>South Carolina (2021) .....</b>	<b>102</b>

• Troy followed that performance up by limiting Georgia Southern's triple-option attack to just 82 yards on 38 carries (2.2 yards per carry). GS rushed for 503 yards on 50 carries the week prior at Arkansas State & entered the week fourth nationally averaging 291.0 yards per game on the ground.

## NO THIRD DOWNS FOR YOU

• Troy has held four opponents without a third-down conversion since moving to the FBS ranks.

LSU	2017	0-for-9
Arkansas State	2007	0-for-13
North Texas	2006	0-for-13
Florida Atlantic	2002	0-for-12

## DL NOTES

### BANDIT USUALLY AMONG SUN BELT BEST

• Troy's bandit position has produced some of the best the Sun Belt has to offer under coach Bam Hardmon. Troy's starting bandit has earned All-Sun Belt First Team honors in five of Hardmon's seven seasons.

Javon Solomon - 2021  
Hunter Reese - 2017 & 2018 (Former walk-on)  
Rashad Dillard - 2016 (SBC Defensive Player of the Year)  
Tyler Roberts - 2015

• Richard Jibunor (35) and Javon Solomon (37) combined for 72 total pressures from the bandit position last season.

• The combo of Solomon and Jibunor could not be stopped at Southern Miss in 2021 ... the pair combined for 16 tackles, six sacks, 7.5 tackles for loss and an interception.

• Javon Solomon set the Troy school record with five tackles for loss at Southern Miss and posted the second-most sacks in a game in school history with 3.5. His sack total is tied for the 10th most in Sun Belt history, while his TFL tally finished just a half TFL off the league record. His tackles for loss and sack totals are the second most nationally this season.

• Against Southern Miss, Javon Solomon became the fifth player nationally since 2017 to record at least nine tackles, five tackles for loss and 3.5 sacks in a game. He became the first player in Sun Belt history to do so.

• Solomon led the Sun Belt in tackles for loss (1.42 per game) and ranked 12th nationally in 2021 ... Eighth nationally with 0.92 sacks per game.

• Solomon became just the third FBS player since at least 2000 to record 12 tackles for loss, 7.5 sacks and one interception in the first six games of the season -- Carl Nassib (Penn State, 2015), Elvis Dumervil (Louisville, 2005).

• Solomon finished the season tied for third nationally with three games where he recorded at least 2.5 tackles for loss.

• Solomon was named to The Athletic's Mid-Season All-America Second Team and Pro Football Network All-America Team.

• Richard Jibunor became just the fourth player in Sun Belt history to reach eight sacks in the first seven games of the season ... Alex Carrington (Ark. State, 2008), Jamari Lattimore (MTSU, 2010), Ja'Von Rolland-Jones (Ark. State, 2017).

• Jibunor was the only player in the country with at least eight sacks, 10 tackles for loss and two interceptions.

• Jibunor averaged a pressure every 4.97 pass rushing

snaps, which ranked fifth nationally among players with at least 150 pass rush snaps.

### WRESTLING IN THE TRENCHES

- Two of Troy's top four projected interior defensive line men have something in common ... they're both Georgia state champion wrestlers.

- Senior Will Choloh helped lead Archer High School to the state championship his junior and sophomore seasons ... Choloh was a sectional champion.

- Sophomore Luis Medina won the 285-pound weight class his junior and senior seasons at Chattooga High School ... Chattooga won the Georgia 2A team title his senior year. Medina also finished second as a sophomore.

- The two did meet on the mat and the stories about who won and by how many points is up for contention between the pair.

- Moving one level back on the defense, linebacker KJ Robertson was an Alabama state champion at Thompson High School.

### CHOLOH IS A PASS RUSHING MACHINE

- In 2020, Will Choloh ranked third nationally among interior defensive linemen with a 90.3 pass rushing grade from Pro Football Focus while his 31 pressures were the fourth most nationally ... Named to the All-Sun Belt Second Team ... Finished with 4.5 sacks and 7.5 tackles for loss from his defensive tackle position ... Credited with seven quarterback hits and 19 hurries ... Led all Sun Belt interior defensive linemen with his 19 hurries and 17.7 win percent

- Choloh became just the third Troy player since 2000 to record at least 2.5 sacks, eight tackles and four tackles for loss in a single game -- against Liberty in 2021... Became just the fourth player nationally since the start of the 2019 season to do so and fourth in the Sun Belt since 2011.

- Has blocked three kicks in his career after blocking a Southern Miss extra point in week three last season.

- Sun Belt's top-rated run-stopper per Pro Football Focus last season; Posted a 12.8 win percentage on pass rushing opportunities.

## LB NOTES

### EXPERIENCED GROUP

- Troy's linebacker corp is the most experienced unit on the defensive side of the ball with Carlton Martial, KJ Robertson and Jayden McDonald with significant starts under their belts.

- The trio have combined to start 80 games despite the Trojans only playing two linebackers in their 4-2-5 scheme.

- The linebacker depth was tested against Alabama A&M as Robertson missed the game with a lower-body injury and Martial suffered a lower-body injury early in the third quarter.

- Walk-on redshirt freshman Terry Thomas responded with three tackles and an interception. He followed that up with eight tackles at App State after Martial missed the whole game and McDonald missed most of the contest.

### MCDONALD MAKING A DIFFERENCE

- Troy knew it was getting a difference-maker in linebacker Jayden McDonald when he transferred from Iowa ... after sitting out the 2019 season, McDonald showed everyone why in 2020.

- Finished second on the team with 67 tackles.

- Led Troy in tackles in 4-of-11 games despite starting just one game:

Middle Tennessee (5)  
BYU (8)  
Georgia State (16)  
Arkansas State (8)

- Rated the No. 7 linebacker in the country per Pro Football Focus in pressuring the quarterback with an 88.8 grade (min. 400 snaps).

- Rated as the No. 13 linebacker in the country per PFF (min. 290 snaps) with an overall 80.4 grade.

- Started at Will linebacker for eight games in 2021 before an injury ended his season ... Troy's No. 2 rated defensive player behind Carlton Martial per PFF. Ranked ninth in the Sun Belt overall (min. 150 snaps) and ninth against the run (min. 150 snaps).

### MR. VERSATILITY

- Troy asked K.J. Robertson to play all over the field last year as he saw time at both Will linebacker and spear.

- In 2020, second-highest graded linebacker in the country and sixth-best overall per PFF with a 90.2 tackle grade -- highest in the Group of Five.

- Led all linebackers nationally (min. 315 snaps) with just two missed tackles all 2020 season; missed just two of 60 total opportunities per Pro Football Focus.

- Second-highest graded linebacker in the country and sixth-best overall per PFF with a 90.2 tackle grade -- highest in the Group of Five.

- Missed just six tackles in 581 total snaps playing three different defensive positions -- Mike, Will, Spear -- in 2021.

- Intercepted his first career pass in Troy's victory over South Alabama in 2021 and returned it 33 yards for a touchdown.

- Played the second-most snaps this season on Troy's defense with 581.

- Welcomed his second daughter into the world right before fall camp started.

## SECONDARY NOTES

### LOCKING IT DOWN

- Troy was one of just seven teams to have at least three games with three or more interceptions.

Opponent	Ints
Southern	4
Georgia Southern	3
Texas State	3

### NO-NONSENSE REDDY

- Reddy Steward has quietly become one of the top defenders in the Sun Belt and the country... not known for being over the top in his antics, Steward is certainly catching the eyes of opposing coaches.

- Troy's top-rated coverage corner per Pro Football Focus with a 70.0 grade in 2020 ... Posted 26 tackles, four tackles for loss, a pair of sacks, an interception and five pass break ups on the year.

- He was Troy's top-rated coverage cornerback (No. 2 rated CB in the Sun Belt) once again with a 80.6 grade last season. Missed just two tackles, was not been called for a penalty and defended 20-of-28 pass attempts.

- Ranked 25th nationally per PFF (min. 375 snaps) among cornerbacks with an 80.0 defensive grade and 22nd overall defensively among cornerbacks with an 80.6 coverage grade.

- Ranked second nationally (min. 25 targets) holding opponents to a 28.6 reception percentage (8-of-28)

- Among players with 20 or more targets, allowed the fewest receiving yards on the year with just 81 on the eight catches against him.

- Allowed just 37 yards after the catch ... Finished the year with an NFL Passer Rating Against of 24.7, the fifth-best in the country among cornerbacks with at least 200 coverage snaps.

- The longest reception that Steward allowed last season is 10 yards, also best among that group.

- Opponents have receptions on just 58 percent of targets this year and are averaging 8.6 yards per catch.

### SCHOLARSHIP = EARNED

- Two of Troy's top four players in the safety room are former walk-ons.

- The Troy coaching staff bestowed a scholarship upon Craig Slocum on the opening day of fall camp in 2020 and it didn't take long to prove them correct.

- Named to the Pro Football Focus National Team of the Week after posting a 91.5 overall grade with an interception and three tackles (per PFF, was only officially credited with one tackle) at Middle Tennessee.

- Slocum intercepted a pass in the second quarter and returned it for a touchdown. However, it was called back after a questionable block in the back penalty.

- Keyshawn Swanson earned a scholarship at the end of Troy's T-Day spring game in 2022 after playing a key role on the 2021 squad and making an impression on the new staff during spring practice.

- Both players made a big impact in the opener at Ole Miss; Swanson forced a fumble and tied a career-high with five tackles. He was Troy's highest-rated player per PFF in the game with an 86.5 overall defensive grade. He performance ranked 29th nationally among players with at least 33 snaps.

- Slocum added a career-high 10 tackles, a pass break up and a fumble recovery in the game.

## SECONDARY SHUFFLE

- Dell Pettus is making the fourth move of his young career.
- Pettus, now a junior, was originally slotted to play cornerback for the Trojans but shifted to free safety and thrived in the roll earning Freshman All-America honors. In 2020, Pettus was on the move again to strong safety, and in 2021 he has moved back to free safety. Pettus is on the move again this season moving back to strong safety.
- He ranked 23rd nationally (players min. 500 snaps) for his tackling efforts, 13th among defensive backs and eighth among safeties in 2021.
- Ranked 12th among all Group of Five defenders in tackling (min. 500 snaps) and second in the Sun Belt; seventh among all G5 defensive backs and first in the Sun Belt.
- Played 562 defensive snaps, fourth-most on the team and missed just three tackles all season.

## SPECIAL TEAMS NOTES

### THE BUCE JUICE

- Brooks Buce was a first team all-state kicker out of Atlanta Christian High School and served as Georgia No. 2 kicker each of the last three seasons prior to joining the Troy roster in 2021.
- Buce didn't get a chance to kick a field goal, but converted on 7-of-8 extra points at Georgia.
- Buce's field goal against ULM in 2021 was his first attempt in a game in 1,751 days (high school his last attempt).
- Buce was named the Sun Belt Special Teams Player of the Week after kicking a pair of field goals, including the game-winner, against Georgia Southern.
- Held opponents to an average starting field position of the 26.8-yard line on his kickoffs.
- Ranked 13th nationally among kickers with nine attempts with his 88.9 success rate on field goals.
- Made 24 straight extra-point attempts to end the season (two misses came due to poor protection).
- Following his first two makes this season, Buce is 10-for-12 since the start of the 2021 season. His 83.3 percent success rate ranks 14th among players with at least 12 attempts combined in 2021 and 2022.

### REPLACING A LEGEND

- Troy is having to replace one of the most talented long snappers in the country with the departure of Cameron Kaye; he was a Special Teams U All-American and Mannelly Award Finalist.
- Converted on 516-of-517 career snaps and started a Troy record 61 games.
- Troy brought in Quentin Skinner from LSU to take over the role; Skinner started 22 games for the Tigers before transferring to Troy this summer.

## BLOCKING MACHINE

- Defensive tackle Will Cholah turned into a blocking machine with a pair of blocked kicks in two straight games in 2020.
- Cholah tied for fourth nationally with the two blocked kicks and is the first Trojan with two blocks in a season since Marcus Webb had two in 2017.
- Cholah blocked an extra-point against Georgia State and a field goal at Arkansas State.
- Troy's three blocked kicks in 2020 ranked sixth nationally.
- Dell Pettus picked up Troy's first block of the 2021 season as he blocked a Liberty field goal late in the fourth quarter to set up a Troy score.
- Cholah got into the mix again last blocking an extra point at Southern Miss.
- Troy is tied for 15th nationally since 2019 with five blocked kicks.

### MIKE "BOOM BOOM" RIVERS

- Mike Rivers averaged 49.6 yards on his five punt attempts in his Troy debut. His average tied for the fifth-highest in a game by a Troy punter (min. 5 attempts) since 2001.
- Averaged 50 yards on his two punts at App State.
- He ranks ninth nationally overall with his 46.91 punting average.

## NCAA ACTIVE LEADERS

Category	Rank	Value
<b>Will Cholah</b>		
Sacks	30	16.0
Tackles for Loss	27	28.5
<b>Jarret Doege</b>		
Passing Attempts	1	1,500
Passes Per Game	12	31.25
Passing Completions	1	958
Completions Per Game	11	19.96
Completion Percentage	15	66.6
Touchdown Passes	2	80
Passing Yards Per Game	21	221.2
Total Plays	3	1,699
Total Offense	6	10,080
Passing Yards	2	10,618
<b>Richard Jibunor</b>		
Sacks Per Game	38	0.44
Sacks	33	14.5
<b>Carlton Martial</b>		
Tackles	1	457
Tackles Per Game	1	9.46
Solo Tackles	2	206
Solo Tackles Per Game	10	4.20
Assisted Tackles	1	251
Tackles for Loss Per Game	13	0.97
Tackles for Loss	4	47.5
Forced Fumbles	9	7
<b>Mike Rivers</b>		
Punting Average	43	40.7
<b>Javon Solomon</b>		
Tackles for Loss Per Game	17	0.91
Sacks Per Game	18	0.48
<b>Kimani Vidal</b>		
Rushes Per Game	25	12.50
All Purpose Plays Per Game	21	15.00
<b>Gunnar Watson</b>		
Passes Per Game	50	24.32
Passing Completions	44	452
Passing Attempts	50	644
Completion Percentage	10	66.4

# LB | CARLTON MARTIAL | 5-9, 210 | SENIOR | MOBILE, ALA.



## CARLTON MARTIAL'S CAREER STATS

	G	SOLO	AST	TOT	TFL	SACKS	INT	FF	FR
2018	12	33	43	76	8.5-29	3-21	0	3	1
2019	12	69	57	126	18.5-73	4-40	3	3	1
2020	11	54	59	113	10.0-22	1-3	1	0	0
2021	12	44	83	127	10.0-30	2-10	1	1	0
2022	2	6	9	15	0.5-3	0.5-3	0	0	0
<b>TOTAL</b>	<b>49</b>	<b>206</b>	<b>251</b>	<b>457</b>	<b>47.5-157</b>	<b>10.5-77</b>	<b>5</b>	<b>7</b>	<b>2</b>

### MARTIAL'S STORY

• Carlton Martial's story is a remarkable one. He came to Troy as a 5-foot-9 walk-on with no FBS offers, three FCS offers (Alabama A&M, Alcorn State, Jackson State) and four DII offers (North Alabama, West Alabama, Tuskegee, West Florida).

• Named one of the top three returning linebackers in the country for the 2021 season by Pro Football Focus.

• Enters the 2022 campaign just 104 tackles shy of setting the all-time FBS record.

• Is one of just two players at the FBS level since 2000 to record more than 425 tackles, 47 tackles for loss and five interceptions in their career – he has 442 tackles, 47 tackles for loss and five interceptions

• Is the nation's leading tackler since the start of the 2018 season, with 442 tackles: 66 more than the next closest player.

• He redshirted the 2017 season and made his mark on the scout team, so much so that former head coach Neal Brown put Martial on scholarship before he ever played a collegiate snap.

• He took the Sun Belt by storm his freshman season en route to Freshman All-America honors ... was rated by PFF as the 20th best defensive player in the country and fifth nationally against the run – three of the four players ahead of him were selected within the first 13 picks of the NFL Draft (minimum of 375 snaps).

• In 2019, he was named to the Pro Football Focus All-America Second Team and was named the No. 35 player in the country by PFF ... Became just the 12th player and first underclassman in the last 20 years at the FBS level to finish a season with at least 100 tackles, 15 tackles for loss and three interceptions ... Named to the All-Sun Belt First Team ... Closed the year with 126 tackles, the most by a Troy player since 2000, and 18.5 tackles for

loss, the fifth most in a season in Troy history, and three picks ... Only player in the country to rank in the top eight nationally in tackles (10.5) and tackles for loss per game (1.54).

• His 126 tackles stand as the most by a Troy player since 2000. That is significant because the NCAA changed the rule how defensive stats were measured prior to the 2004 season.

• Added to the rule book in 2004 was the statement – "Defensive numbers compiled by the coaching staff or other university/college personnel using game film will not be considered 'official' NCAA statistics."

• Layman's terms? Prior to 2004, schools would adjust defensive tackle numbers quite considerably based on the loose definition by coaches when they broke down the game film on Sundays after games – players tackle totals would regularly double from Saturday to Monday and clog up the record books with totals that seem unreachable.

### 2020 Season

• Tied for the nation's lead with 113 tackles on the season (Auburn's Zakoby McClain).

• His 9.50 tackles per game in the month of October ranked as the second most in the conference and the 18th most nationally among players who have played at least three games.

• Among players with at least three games played, ranked 11th in the month of November with 11.0 tackles per game.

• Rated as the sixth-best defensive player in the country per PFF with a 82.4 overall defensive grade and the fourth-best defender against the run with a 82.4 grade

### 2021 Season

• Named one of three finalists for the Burlsworth Trophy, which is presented annually to the nation's top player who began his career as a walk-on.

• Finished the regular season with 24 more tackles than anyone else in the Sun Belt – seven more overall despite playing two fewer games – and was the only player averaging double-digit tackles per game.

• Ranked sixth nationally with 10.6 tackles per game and ended the season just 17 tackles shy of the all-time Sun Belt record.

• Posted six games with double-digit tackles, including games with 18 and 19 tackles.

• Among linebackers with at least 650 snaps, ranked eighth per Pro Football Focus with an overall 81.8 defensive grade and second with an 87.1 rush defense grade – among all players, his rush defense-grade ranks 17th.

• One of just three players in Troy history – Boris Lee and Jerrel Jernigan – to earn a trio of All-Sun Belt First Team honors.

### BURLSWORTH FINALIST

• Carlton Martial was one of three finalists for the Burlsworth Trophy, which is presented annually to the nation's top player who began his career as a walk-on.

• The other two finalists were National Championship winning quarterback Stetson Bennett from Georgia and Arkansas linebacker Grant Morgan.

### By the Numbers

Double-Digit Tackle Games.....	19
Games with 5+ Solo Tackles .....	19
Games with TFL .....	32
Games with Multiple TFL.....	14
Games with Sack .....	10
Forced Turnovers .....	12
Consecutive Starts .....	41

### UNTIED SHOE

• Every player has their own superstitions but Carlton Martial might be alone with his.

• Look down at his left foot during the game and you'll noticed that he left shoe is untied. Why? No good reason other than it would never stay tied his freshman year at McGill-Toolen High School so he just left it untied and a tradition was born.

## PASSING YARDS

Player	Comp-Att	Yds
1. Corey Robinson (2010-13)	1179-1,823	13,477
2. Brandon Silvers (2014-17)	969-1,504	10,684
3. Brock Nutter (1997-2001)	581-1,037	7,687
4. Sim Byrd (1966-68)	575-924	7,619
5. Levi Brown (2008-09)	522-830	6,284
6. Omar Haugabook (2006-07)	532-868	5,376
7. <b>Gunnar Watson (2018-pr.)</b>	<b>452-681</b>	<b>4,816</b>

## PASSING ATTEMPTS

Player	Att
1. Corey Robinson (2010-13)	1,823
2. Brandon Silvers (2014-17)	1,504
3. Brock Nutter (1997-2001)	1,037
4. Sim Byrd (1966-68)	924
5. Omar Haugabook (2006-07)	868
6. Levi Brown (2008-09)	830
7. <b>Gunnar Watson (2018-pr.)</b>	<b>681</b>

## PASSING COMPLETIONS

Player	Att.	Comp
1. Corey Robinson (2010-13)	1,823	1,179
2. Brandon Silvers (2014-17)	1,504	969
3. Brock Nutter (1997-2001)	1,037	581
4. Sim Byrd (1966-68)	924	575
5. Omar Haugabook (2006-07)	868	532
6. Levi Brown (2008-09)	830	522
7. <b>Gunnar Watson (2018-pr.)</b>	<b>681</b>	<b>452</b>

## PASSING TOUCHDOWNS

Player	TD
1. Corey Robinson (2010-13)	81
2. Sim Byrd (1966-68)	79
3. Brandon Silvers (2014-17)	71
4. Brock Nutter (1997-2001)	49
5. Kaleb Barker (2016-19)	41
6. Kelvin Simmons (1992-93)	40
7. Omar Haugabook (2006-07)	39
8. Levi Brown (2008-09)	38
9. Mike Turk (1984-87)	30
10. <b>Gunnar Watson (2018-pr.)</b>	<b>29</b>

## PASS COMPLETION PERCENTAGE (min 100 attempts)

Player	Comp-Att	Pct
1. Deon Anthony (2012-13)	105-156	67.3
2. Kaleb Barker (2016-19)	402-603	66.7
3. <b>Gunnar Watson (2018-pr.)</b>	<b>452-681</b>	<b>66.4</b>
4. Taylor Powell (2021)	125-189	66.1
4. Corey Robinson (2010-13)	1179-1823	64.7
5. Brandon Silvers (2014-17)	969-1,504	64.4
6. Sawyer Smith (2016, 18)	162-254	63.8
7. Levi Brown (2008-09)	522-830	62.9
8. Jamie Hampton (2007-11)	133-212	62.7
9. Sim Byrd (1966-68)	575-924	62.2
10. Omar Haugabook (2006-07)	532-868	61.3

## TOTAL TACKLES

Player	Solo	Ast	Total
1. Gerrick Pimienta (1985-88)	307	256	563
2. Robert Bradley (1982-85)	257	208	465
3. <b>Carlton Martial (2018-pr.)</b>	<b>206</b>	<b>251</b>	<b>457</b>

## UNASSISTED TACKLES

Player	Tackles
1. Gerrick Pimienta (1985-88)	307
2. Robert Bradley (1982-85)	257
3. Anthony Rabb (1996-99)	235
4. Naazir Yamini (1999-2002)	221
5. <b>Carlton Martial (2018-pr.)</b>	<b>206</b>

## ASSISTED TACKLES

Player	Tackles
1. Gerrick Pimienta (1985-88)	256
2. <b>Carlton Martial (2018-pr.)</b>	<b>251</b>

## TACKLES FOR LOSS

1. DeMarcus Ware (2001-04)	55.0
2. <b>Carlton Martial (2018-pr.)</b>	<b>47.5</b>

## SUN BELT CAREER RECORDS

### Tackles for Loss

Player	TFL
1. Javon Rolland-Jones (Ark. State, 2014-17)	65.5
2. Antwan Barnes (FIU, 2004-06)	55.0
3. <b>Carlton Martial (Troy, 2018-pr.)</b>	<b>47.5</b>
Brandon Kennedy (North Texas, 2001-03)	47.5

### Tackles

Player	Tackles
1. Bryan London (Texas State, 2015-19)	459
2. <b>Carlton Martial (Troy, 2018-pr.)</b>	<b>457</b>
3. Qushaun Lee (Ark. State, 2011-14)	393

## NCAA FBS CAREER RECORDS

### Career Tackles

Player	Tackles
1. Tim McGarigle (Northwestern, 2002-05)	545
2. Luke Kuechly (Boston College, 2009-11)	532
3. Rod Davis (Southern Miss, 2000-03)	526
4. Marcus McGraw (Houston, 2008-11)	510
5. Justin Beriault (Ball State, 2001-04)	508
6. Ryan Fowler (Duke, 2000-03)	495
Quin Blanding (Virginia, 2014-17)	495
8. Grant Wiley (West Virginia, 2000-03)	492
Tyler Matakevich (Temple, 2012-15)	492
10. Matt Pusateri (Miami (OH), 2001-04)	485
11. Eric Kendricks (UCLA 2011-14)	480
12. Keith Smith (San Jose State, 2010-13)	476
13. Thomas Keith (Central Michigan, 2004-07)	474
14. Nick Bellore (Central Michigan) 2007-10)	472
15. Dexter Reid (North Carolina, 2000-03)	466
16. Greg Jones (Michigan State, 2007-10)	465
Travis Freeman (Ball State, 2009-12)	465
18. Davonte Shannon (Buffalo, 2007-10)	461
19. Bryan London II (Texas State, 2015-19)	459
20. Derrick Johnson (Texas, 2001-04)	458
21. <b>Carlton Martial (Troy, 2018-pr.)</b>	<b>457</b>

## TACKLES FOR LOSS

Player	TFL
1. Jason Babin (Western Michigan, 2000-03)	75.0
Khalil Mack (Buffalo, 2010-13)	75.0
3. George Selvie (South Florida, 2006-09)	69.0
4. Jaylon Ferguson (Louisiana Tech, 2015-18)	66.5
5. Aaron Donald (Pittsburgh, 2010-13)	66.0
6. Terrell Suggs (Arizona State, 2000-02)	65.5
Johnathan Goddard (Marshall, 2001-04)	65.5
8. Derrick Johnson (Texas, 2001-04)	65.0
Ja'Von Rolland-Jones (Ark. State, 2014-17)	65.0
10. Dontay Moch (Nevada 2006-10)	63.0
11. Kyle Van Noy (BYU, 2010-13)	62.0
12. E.J. Henderson (Maryland, 2000-02)	61.0
13. Rod Davis (Southern Miss, 2000-03)	60.5
Dan Bazuin (Central Michigan, 2003-06)	60.5
15. Bradley Chubb (NC State, 2014-17)	60.0
16. Shaun Phillips (Purdue, 2000-03)	59.5
Bill Swancutt (Oregon State, 2001-04)	59.5
Eric Henderson (Georgia Tech, 2002-05)	59.5
19. Jeremy Beal (Oklahoma, 2007-10)	58.5
20. David Pollack (Georgia, 2001-04)	58.0
Sutton Smith (Northern Illinois, 2015-18)	58.0
22. Bruce Miller (UCF, 2007-10)	57.5
23. Ryan Kerrigan (Purdue, 2007-10)	57.0
24. Antwan Peek (Cincinnati, 2000-02)	56.0
Brandon Graham (Michigan, 2006-09)	56.0
<b>Carlton Martial (Troy, 2018-pr.)</b>	<b>47.5</b>

## FBS ERA DEFENSIVE TOUCHDOWNS

Year	Player	Type	Yards	Opponent
2021	KJ Robertson	Interception	31	South Alabama
2021	Keyshawn Swanson	Interception	33	Texas State
2021	Zion Williams	Interception	19	Southern
2020	Dell Pettus	Interception	44	Georgia Southern
2020	Darrell Starling	Fumble	20	Arkansas State
2020	Reddy Steward	Interception	35	Georgia State
2020	Shakel Brown	Fumble	21	Georgia State
2019	Carlton Martial	Interception	64	Texas State
2019	Will Sunderland	Interception	29	South Alabama
2018	Tron Folsom	Interception	53	Florida A&M
2017	Marcus Jones	Interception	100	Arkansas State
2017	Blace Brown	Interception	53	Boise State
2015	Demetrius Cain	Fumble	17	Louisiana
2015	Demetrius Cain	Fumble	19	Georgia Southern
2015	LaMarcus Farmer	Interception	55	ULM
2015	Darrin Reddick	Fumble	27	ULM
2015	Rashad Dillard	Fumble	33	at New Mexico State
2014	Montres Kitchens	Interception	28	at Idaho
2013	Eli Canton	Interception	78	Savannah State
2013	Camren Hudson	Interception	65	Louisiana
2012	Brynden Trawick	Interception	70	Arkansas State
2011	LaDarrius Madden	Interception	53	at Arkansas
2011	Chris Pickett	Fumble	63	Middle Tennessee
2011	Tony Davis	Fumble	29	at FIU
2009	Boris Lee	Interception	30	ULM
2008	Jorrick Calvin	Fumble	17	vs. Southern Miss
2008	Terence Moore	Interception	28	at LSU
2007	Chris Braswell	Fumble	16	at Western Kentucky
2007	Boris Lee	Fumble	1	at Arkansas State
2007	Boris Lee	Interception	28	ULM
2007	Elbert Mack	Interception	39	Louisiana
2004	Derrick Ansley	Interception	16	Middle Tennessee
2004	Robby Farmer	Interception	29	Middle Tennessee
2004	Leverne Johnson	Interception	24	Idaho
2004	Johnny Faulk	Fumble	79	Idaho
2004	Leodis McKelvin	Interception	71	Utah State
2003	Derrick Ansley	Interception	70	Marshall
2002	Johnny Faulk	Interception	34	Florida A&M
2001	David Philyaw	Fumble	8	at ULM
2001	Rayshun Reed	Interception	26	Cal State Northridge
2001	Rayshun Reed	Interception	73	Mississippi State

## FBS ERA SPECIAL TEAMS TOUCHDOWNS

Year	Player	Type	Yards	Opponent
2019	Reggie Todd	Kickoff Return	69	Southern Miss
2018	Marcus Jones	Kickoff Return	96	Coastal Carolina
2018	Cedarius Rookard	Punt Return	58	Nebraska
2017	Marcus Jones	Kickoff Return	99	Arkansas State
2017	Marcus Jones	Kickoff Return	87	Coastal Carolina
2017	Marcus Jones	Kickoff Return	91	Coastal Carolina
2016	Jabir Daughtry-Frye	Kickoff Return	100	New Mexico State
2016	Demetrius Cain	Punt Return (Blocked)	15	New Mexico State
2015	Teddy Ruben	Punt Return	64	Charleston Southern
2014	Chandler Worthy	Kickoff Return	89	New Mexico State
2014	Chandler Worthy	Kickoff Return	99	Appalachian State
2013	K.D. Edenfield	Punt Return (Blocked)	11	ULM
2010	Jerrel Jernigan	Punt Return	75	Louisiana
2010	Jerrel Jernigan	Kickoff Return	100	at Oklahoma State
2009	Bryan Willis	Kickoff Return	38	Louisiana
2008	Jorrick Calvin	Blocked Field Goal	65	Louisiana
2008	Jorrick Calvin	Kickoff Return	95	at North Texas
2007	Leodis McKelvin	Punt Return	52	North Texas
2007	Leodis McKelvin	Punt Return	84	at FIU
2007	Leodis McKelvin	Punt Return	74	Oklahoma State
2006	Leodis McKelvin	Punt Return	48	at FIU
2005	Leodis McKelvin	Kickoff Return	100	at South Carolina
2005	Leodis McKelvin	Punt Return	73	UAB
2004	Leodis McKelvin	Punt Return	64	Florida Atlantic
2004	Leodis McKelvin	Punt Return	60	Idaho
2001	Demontray Carter	Kickoff Return	94	Southern Utah

## FIELD POSITION

Opponent	TROY (Regulation)				Opponent	Opponents (Regulation)			
	No. of Drives	Avg. Start	Inside RZ	Cross 50		No. of Drives	Avg. Start	Inside RZ	Past 50
Ole Miss	12	Own 27	2	7	Ole Miss	12	Own 32	4	7
Alabama A&M	14	Own 33	5	11	Alabama A&M	15	Own 28	3	8
App State	9	Own 26	5	5	App State	9	Own 27	5	6
<b>Totals</b>	<b>35</b>	<b>Own 28.7</b>	<b>12</b>	<b>23</b>	<b>Totals</b>	<b>36</b>	<b>Own 29</b>	<b>12</b>	<b>21</b>

## DRIVE STATISTICS

Opponent	No.	TROY						Opponent	No.	Opponents					
		3 & Out	Pct.	Score	Pct.	TD	Pct			3 & Out	Pct.	Score	Pct.	TD	Pct.
Ole Miss	12	3	25.0	2	16.7	1	8.3	Ole Miss	12	3	25.0	4	33.3	4	33.3
Alabama A&M	14	3	21.4	6	42.8	5	35.7	Alabama A&M	15	5	33.0	3	20.0	2	13.3
App State	9	3	33.3	4	44.4	4	44.4	App State	9	1	11.1	5	55.5	4	44.4
<b>Total</b>	<b>35</b>	<b>9</b>	<b>25.7</b>	<b>12</b>	<b>34.3</b>	<b>10</b>	<b>28.6</b>	<b>Total</b>	<b>36</b>	<b>9</b>	<b>25.0</b>	<b>7</b>	<b>19.4</b>	<b>10</b>	<b>27.8</b>

## IN THE RED ZONE

Opponent	TROY					Opponent	Opponents				
	Times in RZ	TD	TD Pct.	FG	Score Pct.		Times in RZ	TD	TD Pct.	FG	Score Pct.
Ole Miss	2	1	50.0	1	100.0	Ole Miss	4	4	100.0	0	100.0
Alabama A&M	5	2	40.0	1	60.0	Alabama A&M	3	2	66.7	0	66.7
App State	5	4	80.0	0	80.0	App State	5	3	60.0	1	80.0
<b>Total</b>	<b>12</b>	<b>7</b>	<b>58.3</b>	<b>2</b>	<b>75.0</b>	<b>Total</b>	<b>12</b>	<b>9</b>	<b>75.0</b>	<b>0</b>	<b>83.3</b>

## 3RD DOWN AND ...

Yards	TROY				Total	Yards	Opponents			
	MISS	AAMU	APP	Pct.			MISS	AAMU	APP	Pct.
1	1-1	0-0	2-2		3-3	1	1-1	1-1	0-0	2-2
2-3	3-4	1-2	1-2		5-8	2-3	3-3	1-2	1-2	5-7
4-6	1-4	2-4	0-1		3-9	4-6	1-2	4-6	5-5	10-13
7-9	1-3	1-1	1-1		3-4	7-9	2-5	0-1	1-5	3-11
10-14	0-3	0-3	2-3		2-9	10-14	2-2	0-6	1-3	3-11
15+	0-2	0-1	0-2		0-5	15+	0-1	0-2	0-1	0-4
4+	2-12	3-9	3-7		8-28	4+	5-10	4-15	7-14	16-39
7+	1-8	1-5	3-6		5-19	7+	4-8	0-9	2-9	6-26
10+	0-5	0-4	2-5		2-14	10+	2-3	0-8	1-4	3-15
<b>Total</b>	<b>6-17</b>	<b>4-11</b>	<b>6-11</b>		<b>16-39</b>	<b>Total</b>	<b>9-14</b>	<b>6-18</b>	<b>8-16</b>	<b>23-48</b>

**OLE MISS GAME**

Plays	Yards	Time	Result
7	26	4:16	Punt
6	19	3:24	Punt
6	7	2:33	Punt
3	6	1:33	Punt
3	1	2:04	Punt
11	47	3:09	*FIELD GOAL
5	33	2:33	Downs
2	0	0:48	Interception
10	42	4:28	Downs
9	52	3:20	Fumble
11	39	5:07	*TOUCHDOWN
9	54	3:43	Downs

**ALABAMA A&M GAME**

Plays	Yards	Time	Result
3	23	1:30	Punt
3	4	1:55	Punt
4	15	1:59	Interception
3	-9	1:06	Punt
9	65	2:32	Fumble
7	20	3:12	Downs
6	65	0:52	*TOUCHDOWN
4	75	1:29	*TOUCHDOWN
1	59	0:11	*TOUCHDOWN
4	14	0:54	Interception
10	82	3:14	*TOUCHDOWN
6	55	1:47	*FIELD GOAL
4	58	1:37	*TOUCHDOWN
3	0	1:07	Punt
4	15	2:33	End of half

**APP STATE GAME**

Plays	Yards	Time	Result
1	0	0:07	Interception
13	75	6:59	*TOUCHDOWN
7	9	4:36	Punt
8	81	3:51	*TOUCHDOWN
12	75	1:22	*TOUCHDOWN
3	3	1:41	Punt
7	49	2:55	Missed FG
12	64	5:14	*TOUCHDOWN
3	9	0:53	*SAFETY

## MILESTONE GAMES

### 100+ Yard Rushing Games

Player	2022	2021	2020	2019	Career
DK Billingsley	-	-	-	4	4
Kimani Vidal	-	2	2	-	4

### 100+ Yard Receiving Games

Player	2022	2021	2020	Career
Tez Johnson	-	1	-	1
Jabre Barber	1	-	-	1

### 200+ Yard Passing Games

Player	2022	2021	2020	Career
Gunnar Watson	3	2	6	11

### 300+ Yard Passing Games

Player	2022	2021	2020	Career
Gunnar Watson	2	1	4	7

### 400+ Yard Passing Games

Player	2022	2021	2020	Career
Gunnar Watson	-	-	-	-

### Three-Plus Touchdown Passing Games

Player	2022	2021	2020	Career
Gunnar Watson	1	1	3	4

### Four-Plus Touchdown Passing Games

Player	2022	2021	2020	Career
Gunnar Watson	1	-	1	2

## TAKEAWAYS

Opponent	Takeaway	Drive Result
Ole Miss	Fumble (Slocum)	Int
Ole Miss	Int (Colvin)	Downs
Ole Miss	Fumble (Pierce)	TD
AAMU	Int (Palmer)	Punt
AAMU	Int (Thomas)	Int

## TURNOVERS

Opponent	Turnover	Drive Result
Ole Miss	Int (Watson)	Int
Ole Miss	Fumble (Vidal)	Fumble
AAMU	Int (Watson)	Punt
AAMU	Fumble (Watson)	Punt
AAMU	Int (Watson)	Punt
APP	Int (Watson)	TD

## TROY OFFENSIVE SCORING DRIVES

Opponent	Plays	Net Yards	TOP	Quarter	Scoring Play
Ole Miss	11	47	3:09	2	31-yard field goal
Ole Miss	11	39	5:07	4	3-yard pass
Alabama A&M	6	65	0:52	2	12-yard pass
Alabama A&M	4	75	1:29	3	40-yard pass
Alabama A&M	1	59	0:11	3	59-yard pass
Alabama A&M	10	82	3:14	3	13-yard pass
Alabama A&M	6	55	1:47	4	30-yard field goal
Alabama A&M	4	58	1:37	4	39-yard pass
App State	13	75	6:59	1	19-yard run
App State	8	81	3:51	2	1-yard run
App State	12	75	1:22	2	1-yard run
App State	12	64	5:14	4	1-yard run

## OPPONENT OFFENSIVE SCORING DRIVES

Opponent	Plays	Net Yards	TOP	Quarter	Scoring Play
Ole Miss	9	82	2:13	1	2-yard run
Ole Miss	10	79	3:01	2	2-yard run
Ole Miss	11	83	3:40	2	2-yard run
Ole Miss	13	75	4:18	3	12-yard pass
Alabama A&M	7	49	1:49	1	47-yard field goal
Alabama A&M	7	64	3:40	4	2-yard run
Alabama A&M	5	80	1:03	4	1-yard run
App State	3	38	1:05	1	17-yard pass
App State	14	75	7:21	2	18-yard pass
App State	9	75	3:25	3	19-yard run
App State	10	74	4:37	3	23-yard field goal
App State	4	53	0:15	4	53-yard pass

## RUNS 12+ YARDS

Yards	Player	Opponent
19*	DK Billingsley	App State
14	Jamontez Woods	Ole Miss
13	Kimani Vidal	Ole Miss
13	Kimani Vidal	App State

\* Touchdown

Kimani Vidal - 2  
DK Billingsley - 1  
Jamontez Woods - 1

## RECEIVING 20+ YARDS

Yards	Player	Opponent
59*	Jabre Barber (Watson)	Alabama A&M
48	RaJae' Johnson (Watson)	App State
40*	Deyunkrea Lewis (Watson)	Alabama A&M
39*	Peyton Higgins (Doege)	Alabama A&M
38	Peyton Higgins (Doege)	Alabama A&M
36	Tez Johnson (Watson)	App State
31	Michael Vice (Watson)	Alabama A&M
30	Jabre Barber (Watson)	Ole Miss
28	Demontrez Brown (Watson)	Ole Miss
25	Marcus Rogers (Watson)	App State
24	RaJae' Johnson (Watson)	Alabama A&M
22	Deshon Stoudemire (Watson)	App State
22	RaJae' Johnson (Watson)	Ole Miss
22	RaJae' Johnson (Watson)	Alabama A&M
22	RaJae' Johnson (Watson)	Alabama A&M

\* Touchdown

RaJae' Johnson - 5  
Jabre Barber - 2  
Peyton Higgins - 2  
Tez Johnson - 1  
Deshon Stoudemire - 1  
Marcus Rogers - 1  
Michael Vice - 1  
Deyunkrea Lewis - 1  
Demontrez Brown - 1

Gunnar Watson - 13  
Jarret Doege - 2

## KICK RETURNS 30+ YARDS

Yards	Player	Opponent
34	Jabre Barber	App State
32	Jabre Barber	App State

\* Touchdown

## PUNT RETURNS 20+ YARDS

Yards	Player	Opponent
-------	--------	----------

\* Touchdown

## DEFENSIVE RETURNS 20+ YARDS

Yards	Player	Opponent
23	Taiyon Palmer	Alabama A&M

\* Touchdown

## OPPONENT BIG PLAYS

Run (12+ Yards).....	10
Passing (20+ Yards).....	9
Kick Returns (30+ Yards).....	1
Punt Returns (20+ Yards).....	0
Defensive Returns (20+ Yards).....	1

### By Opponent

Ole Miss.....	8
Alabama A&M.....	6
App State.....	7

# OPPONENT SCHEDULES | GAME FOUR

## OLE MISS (3-0, 0-0 SEC)

Date	Opponent	Result
Sept. 3	Troy	W, 28-10
Sept. 10	Central Arkansas	W, 59-3
Sept. 17	at Georgia Tech	W, 42-0
Sept. 24	Tulsa	
Oct. 1	Kentucky	
Oct. 8	at Vanderbilt	
Oct. 15	Auburn	
Oct. 22	at LSU	
Oct. 29	at Texas A&M	
Nov. 12	Alabama	
Nov. 19	at Arkansas	
Nov. 24	Mississippi State	

## WESTERN KENTUCKY (2-1, 0-0 C-USA)

Date	Opponent	Result
Aug. 27	Austin Peay	W, 38-27
Sept. 3	at Hawai'i	W, 49-17
Sept. 17	at Indiana	L, 30-33
Sept. 24	FIU	
Oct. 1	Troy	
Oct. 8	at Texas-San Antonio	
Oct. 15	at Middle Tennessee	
Oct. 21	UAB	
Oct. 29	North Texas	
Nov. 5	at Charlotte	
Nov. 12	Rice	
Nov. 19	at Auburn	
Nov. 26	at Florida Atlantic	

## LOUISIANA (2-1, 0-0 SBC)

Date	Opponent	Result
Sept. 3	Southeastern Louisiana	W, 24-7
Sept. 10	Eastern Michigan	W, 49-21
Sept. 17	at Rice	L, 21-33
Sept. 24	at ULM	
Oct. 1	South Alabama	
Oct. 12	at Marshall	
Oct. 22	Arkansas State	
Oct. 27	at Southern Miss	
Nov. 5	Troy	
Nov. 10	Georgia Southern	
Nov. 19	at Florida State	
Nov. 26	at Texas State	

## ALABAMA A&M (0-3, 0-0 SWAC)

Date	Opponent	Result
Sept. 1	at UAB	L, 0-59
Sept. 10	at Troy	L, 17-38
Sept. 17	Austin Peay	L, 3-28
Sept. 24	at Florida A&M	
Oct. 1	Bethune-Cookman	
Oct. 8	Grambling State	
Oct. 16	at Arkansas-Pine Bluff	
Oct. 29	Alabama State	
Nov. 5	at Mississippi Valley State	
Nov. 12	at Jackson State	
Nov. 19	Texas Southern	

## SOUTHERN MISS (1-2, 0-0 SBC)

Date	Opponent	Result
Sept. 3	Liberty	L, 27-29
Sept. 10	at Miami	L, 7-30
Sept. 17	Northwestern State	W, 64-10
Sept. 24	at Tulane	
Oct. 8	at Troy	
Oct. 15	Arkansas State	
Oct. 22	at Texas State	
Oct. 27	Louisiana	
Nov. 5	Georgia State	
Nov. 12	at Coastal Carolina	
Nov. 19	South Alabama	
Nov. 26	at ULM	

## ARMY (1-2)

Date	Opponent	Result
Sept. 3	at Coastal Carolina	L, 28-38
Sept. 10	Texas-San Antonio	L, 38-41
Sept. 17	Villanova	W, 49-10
Oct. 1	Georgia State	
Oct. 8	at Wake Forest	
Oct. 15	Colgate	
Oct. 22	ULM	
Nov. 5	Air Force	
Nov. 12	at Troy	
Nov. 19	UConn	
Nov. 26	at UMass	
Dec. 10	Navy	

## APP STATE (2-1, 1-0 SBC)

Date	Opponent	Result
Sept. 3	North Carolina	L, 61-63
Sept. 10	at Texas A&M	W, 17-14
Sept. 17	Troy	W, 32-28
Sept. 24	James Madison	
Oct. 1	The Citadel	
Oct. 8	at Texas State	
Oct. 19	Georgia State	
Oct. 29	Robert Morris	
Nov. 3	at Coastal Carolina	
Nov. 12	at Marshall	
Nov. 19	Old Dominion	
Nov. 26	at Georgia Southern	

## TEXAS STATE (1-1, 0-0 SBC)

Date	Opponent	Result
Sept. 3	at Nevada	L, 14-38
Sept. 10	FIU	W, 41-12
Sept. 17	at Baylor	L, 7-42
Sept. 24	Houston Baptist	
Oct. 1	at James Madison	
Oct. 8	App State	
Oct. 15	at Troy	
Oct. 22	Southern Miss	
Nov. 5	at ULM	
Nov. 12	at South Alabama	
Nov. 19	Arkansas State	
Nov. 26	Louisiana	

## ULM (1-2, 0-0 SBC)

Date	Opponent	Result
Sept. 3	at Texas	L, 10-52
Sept. 10	Nicholls State	W, 35-7
Sept. 17	at Alabama	L, 7-63
Sept. 24	Louisiana	
Oct. 1	at Arkansas State	
Oct. 8	Coastal Carolina	
Oct. 15	at South Alabama	
Oct. 22	at Army	
Nov. 5	Texas State	
Nov. 12	at Georgia State	
Nov. 19	at Troy	
Nov. 26	Southern Miss	

## MARSHALL (2-1, 0-0 SBC)

Date	Opponent	Result
Sept. 3	Norfolk State	W, 55-3
Sept. 10	at Notre Dame	W, 26-21
Sept. 17	at Bowling Green	L, 31-34
Sept. 24	at Troy	
Oct. 1	Gardner-Webb	
Oct. 12	Louisiana	
Oct. 22	at James Madison	
Oct. 29	Coastal Carolina	
Nov. 5	at Old Dominion	
Nov. 12	App State	
Nov. 19	at Georgia Southern	
Nov. 26	Georgia State	

## SOUTH ALABAMA (2-1, 0-0 SBC)

Date	Opponent	Result
Sept. 3	Nicholls State	W, 48-7
Sept. 10	at Central Michigan	W, 38-24
Sept. 17	at UCLA	L, 31-32
Sept. 24	Louisiana Tech	
Oct. 1	at Louisiana	
Oct. 15	ULM	
Oct. 20	Troy	
Oct. 29	at Arkansas State	
Nov. 5	at Georgia Southern	
Nov. 12	Texas State	
Nov. 19	at Southern Miss	
Nov. 26	Old Dominion	

## ARKANSAS STATE (1-2, 0-0 SBC)

Date	Opponent	Result
Sept. 3	Grambling State	W, 58-3
Sept. 10	at Ohio State	L, 12-45
Sept. 17	at Memphis	L, 32-44
Sept. 24	at Old Dominion	
Oct. 1	ULM	
Oct. 8	James Madison	
Oct. 15	at Southern Miss	
Oct. 22	at Louisiana	
Oct. 29	South Alabama	
Nov. 12	UMass	
Nov. 19	at Texas State	
Nov. 26	Troy	

## STARTS BY POSITION

### OFFENSE

<b>WR-A</b> Barber (2) Johnson (1)	<b>WR-Z</b> Stoudemire (3)	<b>WR-X</b> Rogers (3)	<b>TE</b> Ollendieck (1) Vice (1) Lewis, D. (1)	<b>LT</b> Stidham (3)	<b>LG</b> Butler (3)	<b>C</b> Andrews (3)	<b>RG</b> King (3)	<b>RT</b> Betts (3)
--	-------------------------------	---------------------------	--	--------------------------	-------------------------	-------------------------	-----------------------	------------------------

<b>QB</b> Watson (3)
-------------------------

<b>RB</b> Vidal (3)
------------------------

### DEFENSE

<b>DE</b> Showers (3)	<b>NT</b> Jones (3)	<b>DT</b> Choloh (3)	<b>BAN</b> Jibunor (2) Solomon (1)	
<b>CB</b> Steward (3)	<b>SPEAR</b> Harris (3)	<b>MLB</b> Robertson (2) McDonald (1)	<b>WLB</b> Martial (2) McDonald (1)	<b>CB</b> Ransaw (3)
		<b>SS</b> Pettus (3)	<b>FS</b> Slocum (3)	

(#) Indicates times started at designated position.

Starts are calculated by depth chart position heading into game not playing first snap of game.

### GAME-BY-GAME OFFENSIVE STARTERS

Game	WR-A	WR-Z	WR-X	TE	LT	LG	C	RG	RT	QB	TB
Ole Miss	Johnson	Stoudemire	Rogers	Ollendieck	Stidham	Butler	Andrews	King	Betts	Watson	Vidal
Alabama A&M	Barber	Stoudemire	Rogers	Lewis, D.	Stidham	Butler	Andrews	King	Betts	Watson	Vidal
App State	Barber	Stoudemire	Rogers	Vice	Stidham	Butler	Andrews	King	Betts	Watson	Vidal

### GAME-BY-GAME DEFENSIVE STARTERS

Game	BANDIT	NT	DT	DE	MLB	WLB	SPEAR	FS	SS	CB	CB
Ole Miss	Jibunor	Jones	Choloh	Showers	Robertson	Martial	Harris	Slocum	Pettus	Ransaw	Steward
Alabama A&M	Jibunor	Jones	Choloh	Showers	McDonald	Martial	Harris	Slocum	Pettus	Ransaw	Steward
App State	Solomon	Jones	Choloh	Showers	McDonald	Robertson	Harris	Slocum	Pettus	Ransaw	Steward

## TROY

Points Scored.....	38.....	Alabama A&M
Low .....	10.....	Ole Miss
First Downs.....	26.....	Alabama A&M
Low .....	20.....	Ole Miss
Rushing Plays.....	33.....	Ole Miss
Low .....	25.....	Alabama A&M
Net Rushing Yards.....	60.....	Ole Miss
Low .....	57.....	App State
Passes Attempted.....	48.....	Ole Miss
Low .....	37.....	App State
Had Intercepted.....	2.....	Alabama A&M
Low .....	1.....	Ole Miss / App State
Net Passing Yards.....	464.....	Alabama A&M
Low .....	286.....	Ole Miss
Total Offensive Plays.....	81.....	Ole Miss
Low .....	65.....	App State
Total Net Offense.....	522.....	Alabama A&M
Low .....	346.....	Ole Miss
Penalties.....	10.....	Alabama A&M
Low .....	2.....	App State
Penalty Yards.....	88.....	Alabama A&M
Low .....	15.....	App State

## TROY INDIVIDUALS

Rushes.....	12	Vidal, Kimani at Ole Miss (Sep 03, 2022)
Yards Rushing.....	48	Vidal, Kimani at Ole Miss (Sep 03, 2022)
TD Rushes.....	2	Watson, Gunnar at App State (Sep 17, 2022)
Long Rush.....	19	Billingsley, DK at App State (Sep 17, 2022)
Pass attempts.....	47	Watson, Gunnar at Ole Miss (Sep 03, 2022)
Pass completions.....	34	Watson, Gunnar at Ole Miss (Sep 03, 2022)
Yards Passing.....	351	Watson, Gunnar vs Alabama A&M (Sep 10, 2022)
TD Passes.....	4	Watson, Gunnar vs Alabama A&M (Sep 10, 2022)
Long Pass.....	59	Watson, Gunnar vs Alabama A&M (Sep 10, 2022)
Receptions.....	6	Stoudemire, D. at Ole Miss (Sep 03, 2022)
.....		Vidal, Kimani at Ole Miss (Sep 03, 2022)
.....		Stoudemire, D. at App State (Sep 17, 2022)
.....		Barber, Jabre at App State (Sep 17, 2022)
Yards Receiving.....	105	Barber, Jabre vs Alabama A&M (Sep 10, 2022)
TD Receptions.....	1	Johnson, Rajae' at Ole Miss (Sep 03, 2022)
.....		Barber, Jabre vs Alabama A&M (Sep 10, 2022)
.....		Johnson, Rajae' vs Alabama A&M (Sep 10, 2022)
.....		Stoudemire, D. vs Alabama A&M (Sep 10, 2022)
.....		Higgins, Peyton vs Alabama A&M (Sep 10, 2022)
.....		Lewis, D. vs Alabama A&M (Sep 10, 2022)
Long Reception.....	59	Barber, Jabre vs Alabama A&M (Sep 10, 2022)
Field Goals.....	1	Buce, Brooks at Ole Miss (Sep 03, 2022)
.....		Buce, Brooks vs Alabama A&M (Sep 10, 2022)
Long Field Goal.....	31	Buce, Brooks at Ole Miss (Sep 03, 2022)
Punts.....	5	Rivers, Mike at Ole Miss (Sep 03, 2022)
Punting Avg.....	50.0	Rivers, Mike at App State (Sep 17, 2022)
Long Punt.....	52	Rivers, Mike at Ole Miss (Sep 03, 2022)
.....		Rivers, Mike at App State (Sep 17, 2022)
Punts inside 20.....	2	Rivers, Mike at Ole Miss (Sep 03, 2022)
.....		Rivers, Mike at App State (Sep 17, 2022)
Long Punt Return.....	10	Stoudemire, D. vs Alabama A&M (Sep 10, 2022)
Long Kickoff Return.....	34	Barber, Jabre at App State (Sep 17, 2022)
Tackles.....	13	Slocum, Craig at App State (Sep 17, 2022)
Sacks.....	1.5	Jackson, T.J. vs Alabama A&M (Sep 10, 2022)
Tackles For Loss.....	3.0	Jackson, T.J. vs Alabama A&M (Sep 10, 2022)
Interceptions.....	1	Colvin, Markeis at Ole Miss (Sep 03, 2022)
.....		Palmer, Taiyon vs Alabama A&M (Sep 10, 2022)

## OPPONENTS

Points Scored.....	32.....	App State
Low .....	17.....	Alabama A&M
First Downs.....	25.....	Ole Miss
Low .....	21.....	Alabama A&M
Rushing Plays.....	44.....	Ole Miss
Low .....	34.....	App State
Net Rushing Yards.....	266.....	Ole Miss
Low .....	64.....	Alabama A&M
Passes Attempted.....	47.....	Alabama A&M
Low .....	29.....	Ole Miss
Had Intercepted.....	2.....	Alabama A&M
Low .....	0.....	App State
Net Passing Yards.....	295.....	App State
Low .....	167.....	Ole Miss
Total Offensive Plays.....	82.....	Alabama A&M
Low .....	69.....	App State
Total Net Offense.....	456.....	App State
Low .....	356.....	Alabama A&M
Penalties.....	9.....	Alabama A&M
Low .....	3.....	Ole Miss
Penalty Yards.....	107.....	Alabama A&M
Low .....	16.....	Ole Miss

## OPPONENT INDIVIDUALS

Rushes.....	20	Evans,Zach, at Ole Miss (Sep 03, 2022)
Yards Rushing.....	130	Evans,Zach, at Ole Miss (Sep 03, 2022)
TD Rushes.....	1	Mingo,Jonathan, at Ole Miss (Sep 03, 2022)
.....		Judkins,Quinsho, at Ole Miss (Sep 03, 2022)
.....		Bentley IV,Ulysses, at Ole Miss (Sep 03, 2022)
.....		Quarles, Gary, vs Alabama A&M (Sep 10, 2022)
.....		Jemison, Harold, vs Alabama A&M (Sep 10, 2022)
.....		Harrington,Daet, at App State (Sep 17, 2022)
Long Rush.....	46	Evans,Zach, at Ole Miss (Sep 03, 2022)
Pass attempts.....	34	Brice,Chase, at App State (Sep 17, 2022)
Pass completions.....	22	Brice,Chase, at App State (Sep 17, 2022)
Yards Passing.....	278	Brice,Chase, at App State (Sep 17, 2022)
TD Passes.....	2	Brice,Chase, at App State (Sep 17, 2022)
Long Pass.....	53	Brice,Chase, at App State (Sep 17, 2022)
Receptions.....	6	Jenkins Jr., Br, vs Alabama A&M (Sep 10, 2022)
Yards Receiving.....	99	Cox, Isiah, vs Alabama A&M (Sep 10, 2022)
TD Receptions.....	1	Heath,Malik, at Ole Miss (Sep 03, 2022)
.....		Horn,Christan, at App State (Sep 17, 2022)
.....		Castle,Anderson, at App State (Sep 17, 2022)
.....		Wells,Christian, at App State (Sep 17, 2022)
Long Reception.....	53	Horn,Christan, at App State (Sep 17, 2022)
Field Goals.....	1	Alvarez, Zach, vs Alabama A&M (Sep 10, 2022)
.....		Hughes,Michael, at App State (Sep 17, 2022)
Long Field Goal.....	47	Alvarez, Zach, vs Alabama A&M (Sep 10, 2022)
Punts.....	9	Lendvay, Troy, vs Alabama A&M (Sep 10, 2022)
Punting Avg.....	41.2	Masin,Fraser, at Ole Miss (Sep 03, 2022)
Long Punt.....	45	Masin,Fraser, at Ole Miss (Sep 03, 2022)
.....		Howell,Clayton, at App State (Sep 17, 2022)
Punts inside 20.....	3	Lendvay, Troy, vs Alabama A&M (Sep 10, 2022)
Long Punt Return.....	8	Beason, Marquez, vs Alabama A&M (Sep 10, 2022)
Long Kickoff Return.....	36	Gardner, Terrel, vs Alabama A&M (Sep 10, 2022)
Tackles.....	12	Johnson,Tysheem, at Ole Miss (Sep 03, 2022)
.....		Ross,Nick, at App State (Sep 17, 2022)
Sacks.....	2.0	Coleman,Khari, at Ole Miss (Sep 03, 2022)
.....		Douglas, Thomas, vs Alabama A&M (Sep 10, 2022)
Tackles For Loss.....	5.0	Coleman,Khari, at Ole Miss (Sep 03, 2022)
Interceptions.....	1	Five Players

# GAME FOUR | GAME COMPARISON

GAME..... SCORE	FIRST DOWNS		RUSHING		PASSING		TOT OFF	PUNTS	FUM	PENALTIES		TIME OF
	TOT	RU-PA-PE	NO-YDS-TD	C-A-I	YDS	TD	PL-YDS	NO-AVG	F-L	NO-YDS	3DN	POSS
Troy.....10	20	8-12-0	33-60-0	35-48-1	286	1	81-346	5-49.6	2-1	6-37	6-of-17	36:58
at Ole Miss.....28	25	13-10-2	44-266-3	19-29-1	167	1	73-433	4-41.2	4-2	3-16	9-of-14	23:02
Troy.....38	26	3-20-3	25-58-0	28-45-2	464	5	70-522	4-42.0	1-1	10-88	4-of-11	25:58
Alabama A&M .....17	21	3-14-4	35-64-2	22-47-2	292	0	82-356	9-34.3	0-0	9-107	6-of-18	34:02
Troy.....28	25	5-16-4	28-57-4	23-37-1	302	0	65-359	2-50.0	0-0	2-15	6-of-11	27:52
at App State.....32	23	9-14-0	34-161-1	23-35-0	295	3	69-456	3-41.0	0-0	6-51	8-of-16	32:08

SEASON RESULTS (1-2, 0-1 SUN BELT)

Date	Opponent	Location	Result	TV	Attendance
Sept. 3	Ole Miss	Oxford, Miss.	L, 10-28	SECN	60,533
Sept. 10	Alabama A&M	Troy, Ala.	W, 38-17	ESPN3	26,189
Sept. 17	App State	Boone, N.C.	L, 28-32	ESPN+	34,406
Sept. 24	Marshall	Troy, Ala.		NFLN	
Oct. 1	Western Kentucky	Bowling Green, Ky.		ESPN+	
Oct. 8	Southern Miss	Troy, Ala.			
Oct. 15	Texas State	Troy, Ala.			
Oct. 20	South Alabama	Mobile, Ala.		ESPNU	
Nov. 5	Louisiana	Lafayette, La.			
Nov. 12	Army	Troy, Ala.			
Nov. 19	ULM	Troy, Ala.			
Nov. 26	Arkansas State	Jonesboro, Ark.			

INDIVIDUAL STATISTICS

RUSHING	G	Att	Gain	Loss	Net	Avg	TD	Long	Avg/G
Vidal, Kimani	3	33	123	8	115	3.5	1	13	38.3
Billingsley, DK	3	13	77	0	77	5.9	1	19	25.7
Woods, Jamontez	3	13	40	5	35	2.7	0	14	11.7
Taylor, Damien	2	4	15	0	15	3.8	0	9	7.5
Choloh, Will	3	2	1	0	1	0.5	0	1	0.3
Doege, Jarret	2	1	0	0	0	0.0	0	0	0.0
Johnson, Tez	2	1	0	2	-2	-2.0	0	0	-1.0
TEAM	3	1	0	9	-9	-9.0	0	0	-3.0
Watson, Gunnar	3	18	17	74	-57	-3.2	2	4	-19.0
<b>Total</b>	<b>3</b>	<b>86</b>	<b>273</b>	<b>98</b>	<b>175</b>	<b>2.0</b>	<b>4</b>	<b>19</b>	<b>58.3</b>
<b>Opponents</b>	<b>3</b>	<b>113</b>	<b>548</b>	<b>57</b>	<b>491</b>	<b>4.3</b>	<b>6</b>	<b>46</b>	<b>163.7</b>

PASSING	G	Effic	Cmp-Att-Int	Pct	Yds	TD	Lng	Avg/G
Watson, Gunnar	3	142.27	80-117-4	68.4	928	5	59	309.3
Doege, Jarret	2	164.30	6-12-0	50.0	124	1	39	62.0
<b>Total</b>	<b>3</b>	<b>144.32</b>	<b>86-129-4</b>	<b>66.7</b>	<b>1052</b>	<b>6</b>	<b>59</b>	<b>350.7</b>
<b>Opponents</b>	<b>3</b>	<b>121.20</b>	<b>64-111-3</b>	<b>57.7</b>	<b>754</b>	<b>4</b>	<b>53</b>	<b>251.3</b>

RECEIVING	G	No.	Yds	Avg	TD	Long	Avg/GBarber,
Barber, Jabre	3	16	207	12.9	1	59	69.0
Stoudemire, D.	3	16	157	9.8	1	22	52.3
Johnson, RaJae'	3	9	169	18.8	2	48	56.3
Rogers, Marcus	3	9	111	12.3	0	25	37.0
Vidal, Kimani	3	7	24	3.4	0	8	8.0
Johnson, Tez	2	6	79	13.2	0	36	39.5
Higgins, Peyton	3	4	88	22.0	1	39	29.3
Vice, Michael	3	4	54	13.5	0	31	18.0
Brown, D.	3	4	52	13.0	0	28	17.3
Ollendieck, C.	3	3	26	8.7	0	11	8.7
Woods, Jamontez	3	3	23	7.7	0	11	7.7
Ross, Devonte	3	3	18	6.0	0	8	6.0
Lewis, D.	2	1	40	40.0	1	40	20.0
Billingsley, DK	3	1	4	4.0	0	4	1.3
<b>Total</b>	<b>3</b>	<b>86</b>	<b>1052</b>	<b>12.2</b>	<b>6</b>	<b>59</b>	<b>350.7</b>
<b>Opponents</b>	<b>3</b>	<b>64</b>	<b>754</b>	<b>11.8</b>	<b>4</b>	<b>53</b>	<b>251.3</b>

TEAM STATISTICS

	TROY	OPP
SCORING	76	77
Points Per Game	25.3	25.7
Points Off Turnovers	7	7

FIRST DOWNS	TROY	OPP
Rushing	69	68
Passing	16	25
Penalty	47	38
	6	5

RUSHING YARDAGE	TROY	OPP
Yards gained rushing	175	491
Yards lost rushing	273	548
Rushing Attempts	98	57
Average Per Rush	86	113
Average Per Game	2.0	4.3
TDs Rushing	58.3	163.7
	4	6

PASSING YARDAGE	TROY	OPP
Average Per Pass	86-129-4	64-111-3
Average Per Catch	8.2	6.8
Average Per Game	12.2	11.8
TDs Passing	350.7	251.3
	6	4

TOTAL OFFENSE	TROY	OPP
Total Plays	1227	1245
Average Per Play	215	224
Average Per Game	5.7	5.6
	409.9	415.0

KICK RETURNS: #-Yards	4-92	5-96
PUNT RETURNS: #-Yards	3-20	1-8
INT RETURNS: #-Yards	3-26	4-34
KICK RETURN AVERAGE	23.0	19.2
PUNT RETURN AVERAGE	6.7	8.0
INT RETURN AVERAGE	8.7	8.5
FUMBLES-LOST	3-2	4-2

PENALTIES-Yards	18-140	18=162
Average Per Game	46.7	54.0

PUNTS-Yards	11-516	16-597
Average Per Punt	46.9	37.3
Net punt average	42.5	36.1

TIME OF POSSESSION/GAME	30:16	29:44
-------------------------	-------	-------

3RD-DOWN Conversions	16/39	23/48
3rd-Down Pct	41%	48%
4TH-DOWN Conversions	4/8	4/6
4th-Down Pct	50%	67%

SACKS BY-Yards	5-25	9-62
MISC YARDS	0	0
TOUCHDOWNS SCORED	10	10
FIELD GOALS-ATTEMPTS	2-3	2-2
ON-SIDE KICKS	0-0	1-1
RED-ZONE SCORES	(9-12) 75%	(10-11) 91%
RED-ZONE TOUCHDOWNS	(7-12) 58%	(9-11) 82%
PAT-ATTEMPTS	(10-10) 100%	(9-9) 100%
ATTENDANCE	26189	94939
Games/Avg Per Game	1/26189	2/47470
Neutral Site Games		0/0
Neutral Site Games		0/0

SCORE BY QUARTERS	1st	2nd	3rd	4th	OT	Total
Troy	7	24	21	24	-	76
Opponents	17	21	17	22	-	77

# GAME FOUR | OVERALL STATS

SCORING	TD	FGs	Kick	Rush	Rcv	Pass	DXP	Saf	Points
Buce, Brooks	0	2-3	10-10	0-0	0	0-0	0	0	16
Watson, Gunnar	2	0-0	0-0	0-0	0	0-0	0	0	12
Johnson, Rajae'	2	0-0	0-0	0-0	0	0-0	0	0	12
Lewis, D.	1	0-0	0-0	0-0	0	0-0	0	0	6
Barber, Jabre	1	0-0	0-0	0-0	0	0-0	0	0	6
Vidal, Kimani	1	0-0	0-0	0-0	0	0-0	0	0	6
Stoudemire, D.	1	0-0	0-0	0-0	0	0-0	0	0	6
Billingsley, DK	1	0-0	0-0	0-0	0	0-0	0	0	6
Higgins, Peyton	1	0-0	0-0	0-0	0	0-0	0	0	6
<b>Total</b>	<b>10</b>	<b>2-3</b>	<b>10-10</b>	<b>0-0</b>	<b>0</b>	<b>0-0</b>	<b>0</b>	<b>0</b>	<b>76</b>
<b>Opponents</b>	<b>10</b>	<b>2-2</b>	<b>9-9</b>	<b>0-0</b>	<b>0</b>	<b>0-0</b>	<b>0</b>	<b>1</b>	<b>77</b>

FIELD GOALS	FGM-FGA	Pct	01-19	20-29	30-39	40-49	50-99	Lg	Blk
Buce, Brooks	2-3	66.7	0-0	0-0	2-3	0-0	0-0	31	0

PUNTING	No.	Yds	Avg	Long	TB	FC	I20	50+	Blkd
Rivers, Mike	11	516	46.9	52	2	7	4	3	0
<b>Total</b>	<b>11</b>	<b>516</b>	<b>46.9</b>	<b>52</b>	<b>2</b>	<b>7</b>	<b>4</b>	<b>3</b>	<b>0</b>
<b>Opponents</b>	<b>16</b>	<b>597</b>	<b>37.3</b>	<b>45</b>	<b>0</b>	<b>9</b>	<b>6</b>	<b>0</b>	<b>0</b>

KICKOFFS	No.	Yds	Avg	TB	OB	Retn	Net	YdLn
Renfro, Scott	8	490	61.2	4	0			
Long, Zach	6	371	61.8	4	0			
<b>Total</b>	<b>14</b>	<b>861</b>	<b>61.5</b>	<b>8</b>	<b>0</b>	<b>96</b>	<b>40.4</b>	<b>24</b>
<b>Opponents</b>	<b>13</b>	<b>750</b>	<b>57.7</b>	<b>8</b>	<b>0</b>	<b>92</b>	<b>35.2</b>	<b>29</b>

ALL PURPOSE	G	Rush	Rec	PR	KOR	IR	Tot	Avg/G
Barber, Jabre	3	0	207	0	66	0	273	91.0
Johnson, Rajae'	3	0	169	0	14	0	183	61.0
Stoudemire, D.	3	0	157	20	0	0	177	59.0
Vidal, Kimani	3	115	24	0	0	0	139	46.3
Rogers, Marcus	3	0	111	0	0	0	111	37.0
Higgins, Peyton	3	0	88	0	0	0	88	29.3
Billingsley, DK	3	77	4	0	0	0	81	27.0
Johnson, Tez	2	-2	79	0	0	0	77	38.5
Woods, Jamontez	3	35	23	0	0	0	58	19.3
Vice, Michael	3	0	54	0	0	0	54	18.0
Brown, D.	3	0	52	0	0	0	52	17.3
Lewis, D.	2	0	40	0	0	0	40	20.0
Ollendieck, C.	3	0	26	0	0	0	26	8.7
Palmer, Taiyon	2	0	0	0	0	23	23	11.5
Ross, Devonte	3	0	18	0	0	0	18	6.0
Taylor, Damien	2	15	0	0	0	0	15	7.5
Lacey, Orlando	3	0	0	0	12	0	12	4.0
Thomas, Terry	3	0	0	0	0	3	3	1.0
Choloh, Will	3	1	0	0	0	0	1	0.3
TEAM	3	-9	0	0	0	0	-9	-3.0
Watson, Gunnar	3	-57	0	0	0	0	-57	-19.0
<b>Total</b>	<b>3</b>	<b>175</b>	<b>1052</b>	<b>20</b>	<b>92</b>	<b>26</b>	<b>1365</b>	<b>455.0</b>
<b>Opponents</b>	<b>3</b>	<b>491</b>	<b>754</b>	<b>8</b>	<b>96</b>	<b>34</b>	<b>1383</b>	<b>461.0</b>

FG SEQUENCE	TROY	OPPONENTS
Ole Miss	(31)	-
Alabama A&M	(30)	(47)
App State	32	(23)

Numbers in (parentheses) indicate field goal was made.

PUNT RETURNS	No.	Yds	Avg	TD	Long
Stoudemire, D.	3	20	6.7	0	10
<b>Total</b>	<b>3</b>	<b>20</b>	<b>6.7</b>	<b>0</b>	<b>10</b>
<b>Opponents</b>	<b>1</b>	<b>8</b>	<b>8.0</b>	<b>0</b>	<b>8</b>

INTERCEPTIONS	No.	Yds	Avg	TD	Long
Colvin, Markeis	1	0	0.0	0	0
Palmer, Taiyon	1	23	23.0	0	23
Thomas, Terry	1	3	3.0	0	3
<b>Total</b>	<b>3</b>	<b>26</b>	<b>8.7</b>	<b>0</b>	<b>23</b>
<b>Opponents</b>	<b>4</b>	<b>34</b>	<b>8.5</b>	<b>0</b>	<b>23</b>

KICK RETURNS	No.	Yds	Avg	TD	Long
Barber, Jabre	2	66	33.0	0	34
Johnson, Rajae'	1	14	14.0	0	14
Lacey, Orlando	1	12	12.0	0	12
<b>Total</b>	<b>4</b>	<b>92</b>	<b>23.0</b>	<b>0</b>	<b>34</b>
<b>Opponents</b>	<b>5</b>	<b>96</b>	<b>19.2</b>	<b>0</b>	<b>36</b>

FUMBLE RETURNS	No.	Yds	Avg	TD	Long
<b>Total</b>	<b>0</b>	<b>0</b>	<b>0.0</b>	<b>0</b>	<b>0</b>
<b>Opponents</b>	<b>1</b>	<b>13</b>	<b>13.0</b>	<b>0</b>	<b>13</b>

TOTAL OFFENSE	G	Plays	Rush	Pass	Total	Avg/G
Watson, Gunnar	3	135	-57	928	871	290.3
Doege, Jarret	2	13	0	124	124	62.0
Vidal, Kimani	3	33	115	0	115	38.3
Billingsley, DK	3	13	77	0	77	25.7
Woods, Jamontez	3	13	35	0	35	11.7
Taylor, Damien	2	4	15	0	15	7.5
Choloh, Will	3	2	1	0	1	0.3
Johnson, Tez	2	1	-2	0	-2	-1.0
TEAM	3	1	-9	0	-9	-3.0
<b>Total</b>	<b>3</b>	<b>215</b>	<b>175</b>	<b>1052</b>	<b>1227</b>	<b>409.0</b>
<b>Opponents</b>	<b>3</b>	<b>224</b>	<b>491</b>	<b>754</b>	<b>1245</b>	<b>415.0</b>

# OVERALL STATS | GAME FOUR

DEFENSE	GP	-----Tackles-----			TFL/Yds	-Sacks-	---Pass Def---		QBH	-----Fumbles-----		Blkd	Saf
		Solo	Ast	Total			No-Yards	Int-Yds		BrUp	Rcv-Yds		
4 Slocum, Craig	3	11	16	27	.	.	.	1	.	1-0	.	.	
8 Harris, TJ	3	6	11	17	.	.	.	1	1	.	.	.	
18 Steward, Reddy	3	12	3	15	.	.	.	.	1	.	.	.	
2 Martial, C.	2	6	9	15	0.5-3	0.5-3	.	1	.	.	.	.	
31 Pettus, Dell	3	8	5	13	.	.	.	1	.	.	.	.	
10 McDonald, J.	3	8	5	13	2.0-8	.	.	.	2	.	.	.	
98 Jackson, T.J.	3	5	7	12	4.0-12	1.5-7	.	.	.	1	.	.	
41 Solomon, Javon	3	3	8	11	0.5-3	0.5-3	.	.	.	.	.	.	
36 Thomas, Terry	3	3	8	11	.	.	1-3	.	.	.	.	.	
5 Choloh, Will	3	6	4	10	2.0-10	1.0-5	.	.	.	.	.	.	
7 Robertson, KJ	2	4	4	8	0.5-1	.	.	.	.	.	.	.	
9 Jibunor, R.	3	2	6	8	2.0-8	0.5-2	.	.	2	.	.	.	
23 Swanson, K.	3	6	2	8	.	.	.	1	.	1	.	.	
3 Showers, A.	3	2	5	7	1.5-5	1.0-5	.	.	2	.	.	.	
14 Ransaw, Caleb	3	3	4	7	.	.	.	1	.	.	.	.	
11 Fletcher, O.	3	4	2	6	1.0-3	.	.	.	.	.	.	.	
52 Jones, Buddha	3	1	3	4	0.5-1	.	.	.	.	.	.	.	
12 Colvin, Markeis	3	4	.	4	.	.	1-0	.	.	.	.	.	
95 Medina, Luis	3	1	2	3	0.5-2	.	.	.	.	.	.	.	
0 Chatman, J.	3	1	1	2	.	.	.	.	.	.	.	.	
19 Starling, D.	2	2	.	2	.	.	.	.	.	.	.	.	
26 Cass, Kyle	3	1	1	2	.	.	.	.	.	.	.	.	
13 Williams, Zion	3	.	2	2	.	.	.	.	.	.	.	.	
21 Brown, Shakel	3	1	1	2	.	.	.	.	1	.	.	.	
6 Palmer, Taiyon	2	1	.	1	.	.	1-23	.	.	.	.	.	
11 Stoudemire, D.	3	1	.	1	.	.	.	.	.	.	.	.	
28 Vidal, Kimani	3	1	.	1	.	.	.	.	.	.	.	.	
15 Lacey, Orlando	3	.	1	1	.	.	.	.	.	.	.	.	
9 Doege, Jarret	2	1	.	1	.	.	.	.	.	.	.	.	
4 Rogers, Marcus	3	1	.	1	.	.	.	.	.	.	.	.	
1 Woods, Jamontez	3	1	.	1	.	.	.	.	.	.	.	.	
32 Lee, Phillip	3	1	.	1	.	.	.	.	1	.	.	.	
73 Robbins, Caleb	1	.	1	1	.	.	.	.	.	.	.	.	
34 Stringer, J.	3	.	2	2	.	.	.	.	.	.	.	.	
27 Butler, John	3	.	1	1	.	.	.	.	.	.	.	.	
1 Culp, Elijah	3	1	.	1	.	.	.	.	.	.	.	.	
97 Pierce, AJ	2	.	.	.	.	.	.	.	.	1-0	.	.	
<b>Total.....</b>	<b>3</b>	<b>108</b>	<b>114</b>	<b>222</b>	<b>15-56</b>	<b>5-25</b>	<b>3-26</b>	<b>6</b>	<b>10</b>	<b>2-0</b>	<b>2</b>	<b>.</b>	
<b>Opponents.....</b>	<b>3</b>	<b>112</b>	<b>98</b>	<b>210</b>	<b>20.0-90</b>	<b>9-62</b>	<b>4-34</b>	<b>5</b>	<b>12</b>	<b>2-13</b>	<b>2</b>	<b>1</b>	

Watson, Gunnar	Att	Comp	Int	Pct	Yards	TD	Long	Sack	Yds	Effic
Ole Miss	47	34	1	72.3	275	1	30	4	21	124.3
Alabama A&M	34	23	2	67.6	351	4	59	2	17	181.4
App State	36	23	1	63.9	302	0	48	3	24	128.8
<b>TOTALS</b>	<b>117</b>	<b>80</b>	<b>4</b>	<b>68.4</b>	<b>928</b>	<b>5</b>	<b>59</b>	<b>9</b>	<b>62</b>	<b>142.3</b>

Doege, Jarret	Att	Comp	Int	Pct	Yards	TD	Long	Sack	Yds	Effic
Ole Miss	1	1	0	100.0	11	0	8	0	0	192.4
Alabama A&M	11	5	0	45.5	113	1	39	0	0	161.7
<b>TOTALS</b>	<b>12</b>	<b>6</b>	<b>0</b>	<b>50.0</b>	<b>124</b>	<b>1</b>	<b>39</b>	<b>0</b>	<b>0</b>	<b>164.3</b>

RUSHING	No-Yds/TD	MISS	AAMU	APP
Vidal, Kimani RB	33-115/1	12-48/0	10-38/0	11-29/1
Billingsley, DK RB	13-77/1	3-17/0	4-22/0	6-38/1
Woods, Jamontez RB	13-35/0	10-27/0	2-6/0	1-2/0
Taylor, Damien RB	4-15/0	DNP	4-15/0	-
Choloh, Will	2-1/0	1-1/0	-	1-0/0
Doege, Jarret QB	1-0/0	-	1-0/0	DNP
Johnson, Tez WR	1--2/0	1--2/0	DNP	-
TEAM	1--9/0	-	1--9/0	-
Watson, Gunnar QB	18--57/2	6--31/0	3--14/0	9--12/2

RECEIVING	No-Yds/TD	MISS	AAMU	APP
Barber, Jabre WR	16-207/1	5-60/0	5-105/1	6-42/0
Johnson, Rajae' WR	9-169/2	3-32/1	4-80/1	2-57/0
Stoudemire, D.	16-157/1	6-45/0	4-42/1	6-70/0
Rogers, Marcus WR	9-111/0	2-24/0	5-46/0	2-41/0
Higgins, Peyton WR	4-88/1	2-11/0	2-77/1	-
Johnson, Tez WR	6-79/0	2-10/0	DNP	4-69/0
Vice, Michael TE	4-54/0	3-23/0	1-31/0	-
Brown, D.	4-52/0	2-40/0	2-12/0	-
Lewis, D.	1-40/1	-	1-40/1	DNP
Ollendieck, C.	3-26/0	1-7/0	2-19/0	-
Vidal, Kimani RB	7-24/0	6-19/0	-	1-5/0
Woods, Jamontez RB	3-23/0	2-12/0	-	1-11/0
Ross, Devonte WR	3-18/0	1-3/0	1-8/0	1-7/0
Billingsley, DK RB	1-4/0	-	1-4/0	-

ALL-PURPOSE YARDS	TOTAL	MISS	AAMU	APP
Barber, Jabre	273	60	105	108
Johnson, Rajae'	183	32	94	57
Stoudemire, D.	177	45	62	70
Vidal, Kimani	139	67	38	34
Rogers, Marcus	111	24	46	41
Higgins, Peyton	88	11	77	-
Billingsley, DK	81	17	26	38
Johnson, Tez	77	8	DNP	69
Woods, Jamontez	58	39	6	13
Vice, Michael	54	23	31	-
Brown, D.	52	40	12	-
Lewis, D.	40	-	40	DNP
Ollendieck, C.	26	7	19	-
Palmer, Taiyon	23	DNP	23	-
Ross, Devonte	18	3	8	7
Taylor, Damien	15	DNP	15	-
Lacey, Orlando	12	-	12	-
Thomas, Terry	3	-	3	-
Choloh, Will	1	1	-	-
TEAM	-9	-	-9	-
Watson, Gunnar	-57	-31	-14	-12

PUNT RETURNS	No-Yds	MISS	AAMU	APP
Stoudemire, D.	3-20	-	3-20	-

KICK RETURNS	No-Yds	MISS	AAMU	APP
Barber, Jabre	2-66	-	-	2-66
Johnson, Rajae'	1-14	-	1-14	-
Lacey, Orlando	1-12	-	1-12	-

# GAME FOUR | GAME-BY-GAME

INT. RETURNS	No-Yds	MISS	AAMU	APP
Palmer, Taiyon	1-23	DNP	1-23	-
Thomas, Terry	1-3	-	1-3	-
Colvin, Markeis	1-0	1-0	-	-
Thomas, Terry	1-3	-	1-3	-

FUMBLE RETURNS	No-Yds	MISS	AAMU	APP
----------------	--------	------	------	-----

TOTAL TACKLES	UA-A	TOT	MISS	AAMU	APP
Slocum, Craig	11-16	27	4-6	2-2	5-8
Harris, TJ	6-11	17	3-3	3-2	0-6
Martial, C.	6-9	15	5-6	1-3	DNP
Steward, Reddy	12-3	15	5-1	3-0	4-2
Pettus, Dell	8-5	13	3-0	3-1	2-4
McDonald, J.	8-5	13	3-1	4-2	1-2
Jackson, T.J.	5-7	12	1-1	3-2	1-4
Solomon, Javon	3-8	11	1-3	2-2	0-3
Thomas, Terry	3-8	11	-	2-1	1-7
Choloh, Will	6-4	10	3-1	1-0	2-3
Robertson, KJ	4-4	8	2-1	DNP	2-3
Swanson, K.	6-2	8	4-1	2-1	-
Jibunor, R.	2-6	8	-	1-3	1-3
Ransaw, Caleb	3-4	7	-	3-1	0-3
Showers, A.	2-5	7	-	2-2	0-3
Fletcher, O.	4-2	6	4-0	-	0-2
Jones, Buddha	1-3	4	-	1-1	0-2
Colvin, Markeis	4-0	4	3-0	1-0	-
Medina, Luis	1-2	3	1-0	0-1	0-1
Starling, D.	2-0	2	1-0	1-0	DNP
Stringer, Jordan	0-2	2	-	0-1	0-1
Brown, Shakel	1-1	2	-	-	1-1
Cass, Kyle	1-1	2	0-1	1-0	-
Williams, Zion	0-2	2	0-2	-	-
Chatman, J.	1-1	2	1-0	-	0-1
Butler, John	0-1	1	-	-	0-1
Doege, Jarret	1-0	1	1-0	-	DNP
Lacey, Orlando	0-1	1	0-1	-	-
Culp, Elijah	1-0	1	-	1-0	-
Lee, Phillip	1-0	1	-	1-0	-
Woods, Jamontez	1-0	1	-	1-0	-
Rogers, Marcus	1-0	1	-	-	1-0
Palmer, Taiyon	1-0	1	DNP	1-0	-
Robbins, Caleb	0-1	1	DNP	0-1	DNP
Pogue, Nassir	0-1	1	DNP	DNP	0-1
Vidal, Kimani	1-0	1	1-0	-	-
Stoudemire, D.	1-0	1	-	1-0	-

SACKS	UA-A	TOT	MISS	AAMU	APP
Jackson, T.J.	1-1	1.5	-	1.5-7	-
Choloh, Will	1-0	1.0	-	-	1.0-5
Showers, A.	1-0	1.0	-	1.0-5	-
Jibunor, R.	0-1	0.5	-	0.5-2	-
Solomon, Javon	0-1	0.5	-	0.5-3	-
Martial, C.	0-1	0.5	-	0.5-3	DNP

TACKLES FOR LOSS	UA-A	TOT	MISS	AAMU	APP
Jackson, T.J.	3-2	4.0	1.0-1	3.0-11	-
Choloh, Will	2-0	2.0	-	-	2.0-10
McDonald, J.	2-0	2.0	1.0-1	-	1.0-7
Jibunor, R. 0-4	2.0	-	1.5-6	0.5-2	-
Showers, A.	1-1	1.5	-	1.5-5	-
Fletcher, O.	1-0	1.0	1.0-3	-	-
Medina, Luis	0-1	0.5	-	0.5-2	-
Robertson, KJ	0-1	0.5	-	DNP	0.5-1
Jones, Buddha	0-1	0.5	-	0.5-1	-
Solomon, Javon	0-1	0.5	-	0.5-3	-
Martial, C.	0-1	0.5	-	0.5-3	DNP

## #0 RAJAE' JOHNSON

Receptions: 4 (Alabama A&M, 2022)  
 Receiving Yards: 80 (Alabama A&M, 2022)  
 Long Catch: 48 (App State, 2022)  
 TD Receptions: 1 (2x, last Alabama A&M, 2022)

## #1 JAMONTEZ WOODS

Rushes: 13 (2x, last Southern, 2021)  
 Rush Yards: 98 (Georgia Southern, 2021)  
 Long Rush: 34 (Georgia Southern, 2021)  
 Rushing TDs: 2 (2x, last South Alabama, 2021)  
 Receptions: 6 (ULM, 2021)  
 Receiving Yards: 43 (Louisiana, 2021)  
 Long Catch: 17 (Georgia State, 2020)  
 TD Receptions: 1 (ULM, 2021)

## #2 DEYUNKREA LEWIS

Receptions: 2 (3x, last Texas State, 2021)  
 Receiving Yards: 40 (Alabama A&M, 2022)  
 Receiving TDs: 1 (4x, last Alabama A&M, 2022)  
 Long Catch: 40 (Alabama A&M, 2022)

## #4 MARCUS ROGERS

Receptions: 5 (Alabama A&M, 2022)  
 Receiving Yards: 46 (Alabama A&M, 2022)  
 Receiving TDs: 0  
 Long Catch: 39 (Georgia State, 2021)

## #5 JABRE BARBER

Receptions: 9 (ULM, 2021)  
 Receiving Yards: 105 (Alabama A&M, 2022)  
 Receiving TDs: 1 (4x, last Alabama A&M, 2022)  
 Long Catch: 59 (Alabama A&M, 2022)

## #7 DEVONTE ROSS

Receptions: 1 (3x, last App State, 2022)  
 Receiving Yards: 8 (Alabama A&M, 2022)  
 Long Catch: 8 (Alabama A&M, 2022)

## #8 DEMONTREZ BROWN

Receptions: 3 (2x, last Georgia State, 2021)  
 Receiving Yards: 46 (Georgia State, 2021)  
 Receiving TDs: None  
 Long Catch: 30 (Southern, 2021)

## #9 JARRET DOEGE

Rushes: 1 (Alabama A&M, 2022)  
 Rush Yards: 0 (Alabama A&M, 2022)  
 Long Rush: 0 (Alabama A&M, 2022)  
 Passing Yards: 113 (Alabama A&M, 2022)  
 Completions: 5 (Alabama A&M, 2022)  
 Pass Attempts: 11 (Alabama A&M, 2022)  
 Passing Touchdowns: 1 (Alabama A&M, 2022)  
 Long Pass: 39 (Alabama A&M, 2022)  
 Total Offense: 113 (Alabama A&M, 2022)

## #11 DESHON STOUDEMIRE

Receptions: 6 (Ole Miss 2022)  
 Receiving Yards: 80 (Georgia State, 2021)  
 Receiving TDs: 1 (2x, last Alabama A&M, 2022)  
 Long Catch: 39 (Georgia State, 2021)

## #15 TEZ JOHNSON

Receptions: 10 (Southern Miss, 2021)  
 Receiving Yards: 105 (Southern Miss, 2021)  
 Receiving TDs: 1 (4x, last Coastal Carolina, 2021)  
 Rushing TDs: 1 (South Alabama, 2021)  
 Long Catch: 58 (Middle Tennessee, 2020)  
 Kickoff Returns: 1 (Middle Tennessee, 2020)  
 Long Kickoff Return: 12 (Middle Tennessee, 2020)  
 Kickoff Return TDs: None  
 Punt Returns: 2 (Eastern Kentucky, 2020)  
 Long Punt Return: 18 (Texas State, 2020)  
 Punt Return TDs: None

## #16 PEYTON HIGGINS

Receptions: 2 (2x, last Alabama A&M, 2022)  
 Receiving Yards: 77 (Alabama A&M, 2022)  
 Receiving TDs: 1 (Alabama A&M, 2022)  
 Long Catch: 39 (Alabama A&M, 2022)

## #18 GUNNAR WATSON

Rushes: 8 (Middle Tennessee, 2020)  
 Rush Yards: -2 (Florida A&M, 2018)  
 Rushing TD: 2 (App State, 2022)  
 Long Rush: 10 (2x, last Louisiana, 2021)  
 Passing Yards: 351 (Alabama A&M, 2022)  
 Completions: 34 (2x, last Ole Miss 2022)  
 Pass Attempts: 55 (Louisiana, 2021)  
 Passing Touchdowns: 4 (2x, last Alabama A&M, 2022)  
 Long Pass: 59 (Alabama A&M, 2022)  
 Total Offense: 351 (Louisiana, 2021)

## #20 DK BILLINGSLEY

Rushes: 22 (Akron, 2019)  
 Rush Yards: 163 (Georgia Southern, 2019)  
 Long Rush: 70 (Georgia Southern, 2019)  
 Rushing TDs: 3 (Georgia State, 2019)  
 Receptions: 5 (Arkansas State, 2019)  
 Receiving Yards: 48 (Appalachian State, 2019)  
 Receiving TDs: None  
 Long Catch: 31 (Appalachian State, 2019)

## #28 KIMANI VIDAL

Rushes: 25 (Texas State, 2021)  
 Rush Yards: 162 (Texas State, 2021)  
 Long Rush: 51 (Texas State, 2020)  
 Rushing TDs: 2 (Texas State, 2021)  
 Receptions: 8 (Arkansas State, 2020)  
 Receiving Yards: 77 (Arkansas State, 2020)  
 Receiving TDs: None  
 Long Catch: 24 (Coastal Carolina, 2020)

## #84 A.J. LEWIS

Receptions: 3 (Texas State, 2021)  
 Receiving Yards: 32 (Louisiana, 2019)  
 Receiving TDs: 1 (5x, last Georgia State, 2020)  
 Long Catch: 24 (Louisiana, 2019)

## #88 MICHAEL VICE

Receptions: 3 (Ole Miss, 2022)  
 Receiving Yards: 31 (Alabama A&M, 2022)  
 Long Catch: 31 (Alabama A&M, 2022)

## #89 CLAYTON OLLENDIECK

Receptions: 2 (Alabama A&M, 2022)  
 Receiving Yards: 19 (Alabama A&M, 2022)  
 Long Catch: 11 (Alabama A&M, 2022)

## #6 KYLE COALE

Punts: 8 (BYU, 2020)  
 Long Punt: 53 (BYU, 2020)

## #44 MIKE RIVERS

Punts: 5 (Ole Miss, 2022)  
 Long Punt: 52 (Ole Miss, 2022)

**#0 JAMARCUS CHATMAN**

Tackles: 1 (Ole Miss, 2022)

**#1 ELIJAH CULP**

Tackles: 7 (South Carolina, 2021)  
 Tackles for Loss: 1 (Georgia State, 2021)  
 Pass Break Up: 1 (2x, last Georgia Southern, 2021)  
 Interceptions: 1 (Texas State, 2021)

**#2 CARLTON MARTIAL**

Tackles: 21 (Coastal Carolina, 2020)  
 Sacks: 2 (Coastal Carolina, 2018)  
 Tackles for Loss: 4.5 (Southern Miss, 2019)  
 Forced Fumbles: 2 (Buffalo, 2018)  
 Fumble Recoveries: 1 (2x, last Arkansas State, 2019)  
 Pass Break Up: 1 (6x, last Georgia State, 2021)  
 Interceptions: 2 (Texas State, 2019)

**#3 ANTONIO SHOWERS**

Tackles: 5 (2x, last Liberty, 2021)  
 Sacks: 2.0 (Florida A&M, 2018)  
 Tackles for Loss: 2.0 (2x, last Georgia State, 2021)  
 Forced Fumbles: 1 (Florida A&M, 2018)

**#4 CRAIG SLOCUM**

Tackles: 13 (App State, 2022)  
 Tackles for Loss: 0.5 (2x, last ULM, 2021)  
 Forced Fumble: 1 (Texas State, 2019)  
 Fumble Recovery: 1 (Ole Miss, 2022)  
 Pass Break Up: 1 (4x, last Ole Miss, 2022)  
 Interceptions: 1 (Middle Tennessee, 2020)

**#5 WILL CHOLOH**

Tackles: 10 (Coastal Carolina, 2019)  
 Sacks: 2.5 (Liberty, 2021)  
 Tackles for Loss: 4 (Liberty, 2021)  
 Forced Fumbles: 1 (3x, last Georgia State, 2021)  
 Blocked Kicks: 1 (3x, last Southern Miss, 2021)

**#6 TAIYON PALMER**

Tackles: 4 (Liberty, 2021)  
 Tackle for Loss: 1 (Georgia Southern, 2021)  
 Pass Break Up: 1 (2x, last South Carolina, 2021)  
 Interceptions: 1 (2x, last Alabama A&M, 2022)

**#7 KJ ROBERTSON**

Tackles: 11 (Eastern Kentucky, 2020)  
 Tackles for Loss: 1.5 (Georgia Southern, 2019)  
 Sacks: 1.5 (Georgia Southern, 2019)  
 Interceptions: 1 (2x, last App State, 2021)  
 Forced Fumbles: 1 (Georgia State, 2018)  
 Pass Break Up: 1 (5x, last ULM, 2021)

**#8 TJ HARRIS**

Tackles: 10 (3x, last South Alabama, 2021)  
 Tackles for Loss: 2.5 (Georgia Southern, 2021)  
 Sacks: 2 (2x, last Texas State, 2021)  
 Forced Fumbles: 1 (2x, last Georgia Southern, 2019)  
 Fumble Recoveries: 1 (South Alabama, 2019)  
 Interceptions: 1 (4x, last Georgia Southern, 2021)  
 Pass Break Up: 2 (3x, last Texas State, 2020)

**#9 RICHARD JIBUNOR**

Tackles: 6 (2x, last Louisiana, 2021)  
 Sacks: 2.5 (Southern Miss, 2021)  
 Tackles for Loss: 2.5 (2x, last Southern Miss, 2021)  
 Interceptions: 1 (2x, last Georgia Southern, 2021)

**#10 JAYDEN McDONALD**

Tackles: 16 (Georgia State, 2020)  
 Sacks: 1.0 (Liberty, 2021)  
 Tackles for Loss: 3.0 (Georgia State, 2020)  
 Fumble Recovery: 1 (Texas State, 2021)  
 Interceptions: 1 (Southern, 2021)  
 Pass Break Up: 1 (Arkansas State, 2020)

**#11 O'SHAI FLETCHER**

Tackles: 7 (2x, last Eastern Kentucky, 2020)  
 Tackles for Loss: 1 (3x, last Ole Miss, 2022)  
 Pass Break Up: 2 (2x, last Southern Miss, 2021)

**#12 MARKEIS COLVIN**

Tackles: 4 (Georgia Southern, 2021)  
 Interception: 1 (Ole Miss, 2022)  
 Kickoff Returns: 2 (Georgia State, 2021)  
 Long Kickoff Return: 29 (Georgia State, 2021)

**#13 ZION WILLIAMS**

Tackles: 5 (Middle Tennessee, 2020)  
 Interceptions: 2 (Southern, 2021)  
 Pass Break Up: 1 (2x, last Coastal Carolina, 2021)

**#14 CALEB RANSAW**

Tackles: 4 (Alabama A&M, 2022)  
 Pass Break Up: 1 (App State, 2022)

**#15 ORLANDO LACEY**

Tackles: 4 (App State, 2019)

**#17 CARLOSS CRAWFORD**

Tackles: 2 (Middle Tennessee, 2020)

**#18 REDDY STEWARD**

Tackles: 9 (South Alabama, 2021)  
 Tackle for Loss: 2 (BYU, 2020)  
 Sacks: 1 (2x, last Texas State, 2020)  
 Interceptions: 1 (Georgia State, 2020)  
 Pass Break Up: 2 (Middle Tennessee, 2020)

**#19 DARRELL STARLING**

Tackles: 4 (2x, last Southern Miss, 2021)  
 Fumble Recovery: 1 (Arkansas State, 2020)  
 Tackles for Loss: 1 (2x, Southern, 2021)  
 Pass Break Up: 1 (Southern Miss, 2021)

**#21 SHAKEL BROWN**

Tackles: 4 (South Alabama, 2021)  
 Tackles for Loss: 1.5 (South Alabama, 2021)  
 Fumble Recoveries: 1 (Georgia State, 2020)

**#23 KEYSHAWN SWANSON**

Tackles: 5 (2x, last Ole Miss, 2022)  
 Interceptions: 1 (Texas State, 2021)  
 Forced Fumble: 1 (Ole Miss, 2022)  
 Pass Break Up: 1 (Ole Miss, 2022)

**#26 KYLE CASS**

Tackles: 1 (2x, last Alabama A&amp;M, 2022)

**#27 JOHN BUTLER**

Tackles: 1 (App State, 2022)

**#31 DELL PETTUS**

Tackles: 10 (2x, last Georgia State, 2020)  
 Pass Break Up: 1 (7x, last App State, 2020)  
 Interceptions: 1 (Georgia Southern, 2020)  
 Tackles for Loss: 1 (2x, last South Alabama, 2020)  
 Blocks: 1 (Liberty, 2021)

**#34 JORDAN STRINGER**

Tackles: 1 (2x, last Alabama A&amp;M, 2022)

**#36 TERRY THOMAS**

Tackles: 8 (App State, 2022)  
 Interceptions: 1 (Alabama A&M, 2022)

**#41 JAVON SOLOMON**

Tackles: 9 (Southern Miss, 2021)  
 Tackles for Loss: 5 (Southern Miss, 2021)  
 Sacks: 3.5 Southern Miss, 2021)  
 Interceptions: 1 (Georgia Southern, 2021)  
 Forced Fumble: 1 (2x, last Georgia State, 2020)

**#47 DEVON REAVES**

Tackles: 5 (Georgia State, 2020)  
 Tackles for Loss: 0.5 (2x, last Georgia State, 2020)

**#52 BUDDHA JONES**

Tackles: 5 (App State, 2021)

**#95 LUIS MEDINA**

Tackles: 7 (App State, 2021)  
 Tackles for Loss: 1.0 (2x, last Southern Miss, 2021)  
 Sacks: 1.0 (2x, last Southern Miss, 2021)

**#97 AJ PIERCE**

Tackles: 5 (South Alabama, 2020)  
 Tackle for Loss: 2.0 (App State, 2020)  
 Sacks: 1.0 (App State, 2020)

**#98 T.J. JACKSON**

Tackles: 5 (2x, last App State, 2022)  
 Tackle for Loss: 3 (Alabama A&M, 2022)  
 Sacks: 1.5 (Alabama A&M, 2022)

# GAME FOUR | THE LAST TIME

Shutout an opponent: ..... Dec. 5, 2020, at South Alabama (29-0)  
 Rushed for more than 300 yards: ..... Oct. 4, 2018, vs. Georgia State  
 ..... (37 rushes, 337 yards)  
 Rushed for more than 400 yards: ..... Sept. 14, 2002 vs. Southern Utah  
 ..... (52 rushes, 464 yards)  
 Passed for more than 300 yards: ..... Sept. 10, 2022, vs. Alabama A&M  
 ..... (464 yards)  
 Passed for more than 400 yards: ..... Sept. 10, 2022, vs. Alabama A&M  
 ..... (464 yards)  
 Recorded 600-699 yds offense: ..... Nov. 9, 2019, vs. Georgia Southern  
 ..... (273 rushing, 330 passing, 603 total)  
 Recorded more than 700 yds offense: ..... Sept. 3, 2016 vs. Austin Peay  
 ..... (383 rushing, 323 passing, 706 total)  
 Ran at least 100 plays ..... Oct. 12, 2013 at Georgia State (102 plays)  
 Scored 50 or more points: ..... Sept. 4, 2021, vs. Southern  
 Returned the Opening Kickoff for TD: ..... Sept. 29, 2018, vs. Coastal Carolina  
 ..... (96 yards by Marcus Jones)  
 Scored on First Play: ..... Sept. 3, 2016 vs. Austin Peay  
 ..... (48-yard run by Jordan Chunn)  
 Scored on First Two Plays: ..... Nov. 18, 2000 vs. Jacksonville State  
 ..... (65-yard pass from Brock Nutter to Jonathan Carter  
 ..... 33-yard pass from Thad Buttone to Jonathan Carter)  
 Scored on First Play of Second Half ..... Oct. 1, 2016 at Idaho  
 ..... (John Johnson 60-yard pass from Brandon Silvers)  
 Scored on First Play of Season ..... Sept. 3, 2016 vs. Austin Peay  
 ..... (48-yard run by Jordan Chunn)  
 Rushed for less than 100 yards: ..... Sept. 17, 2022, at App State  
 ..... (28 rushes, 57 yards)  
 Passed for less than 100 yards: ..... Nov. 17, 2018, vs. Texas State  
 ..... (13-27, 79 yards)  
 Passed for less than 100 yds in 3 straight games: ..... Oct. 16-23-30, 2004  
 ..... at Arkansas State (73 yards); at LSU (60 yards); vs. Idaho (48 yards)  
 Failed to record 200 yards total offense: ..... Sept. 26, 2020, at BYU  
 ..... (19 rushing, 162 passing, 181 total)  
 Failed to record 100 yards total offense: ..... Oct. 9, 1982 vs SE Louisiana  
 ..... (27 rushing, 48 passing, 75 total)  
 Failed to score a touchdown and lost: ..... Nov. 23, 2019, at Louisiana (3-53)  
 Failed to score a touchdown and won: ..... Nov. 17, 2018, vs. Texas State  
 ..... (12-7; four field goals)  
 Held an opponent to less than 100 yards rushing: ..... Sept. 10, 2022, vs. Alabama A&M  
 ..... (35 carries, 64 yards)  
 Held an opponent to negative yards rushing: ..... Sept. 18, 2021, at Southern Miss  
 ..... (39 carries, -1 yards)  
 Held an opponent to less than 100 yards passing: ..... Nov. 7, 2020, at Georgia Southern  
 ..... (12-13, 85 yards)  
 Held an opponent to less than 50 yards passing: ..... Oct. 30, 2014  
 ..... at Georgia Southern (6-10, 40 yards)  
 Held an opponent to less than 10 yards passing: ..... Oct. 27, 2001  
 ..... vs. Southern Utah (1-8, 6 yards)  
 Held opponent to less than 200 yards total offense: ..... Sept. 18, 2021, at Southern Miss  
 ..... (-1 rush, 157 pass, 156 total)  
 Returned a kickoff for a touchdown: ..... Sept. 14, 2019, vs. Southern Miss  
 ..... (69 yards by Reggie Todd)  
 Returned a punt for a touchdown: ..... Sept. 15, 2018, at Nebraska  
 ..... (Cedarius Rookard, 58 yards)  
 Blocked an opponent's punt: ..... Dec. 5, 2020, at South Alabama (Kaylon Geiger)  
 Blocked two opponent punts in a game: ..... Oct. 26, 2002 vs. FAU  
 Blocked an opponent's field goal attempt: ..... Sept. 11, 2021, vs. Liberty  
 ..... (Dell Pettus)  
 Blocked an opponent's PAT try: ..... Sept. 18, 2021, at Southern Miss  
 ..... (Will Choloh)  
 Returned an interception for a TD: ..... Nov. 66, 2021, at Texas State  
 ..... (KJ Robertson, 32 yards)  
 Returned a fumble for a touchdown: ..... Oct. 31, 2020, at Arkansas State  
 ..... (Darrell Starling, 20 yards)  
 Returned a fumble and an INT for touchdowns: ..... Oct. 24, 2020, vs. Georgia State  
 ..... (Shakel Brown, 21-yard fumble; Reddy Steward, 35-yard INT)  
 Attempted an on-side kick ..... Nov. 27, 2021, at Georgia State (Unsuccessful)  
 Converted an on-side kick ..... Oct. 10, 2020, vs. Texas State  
 Attempted a fake punt ..... Nov. 9, 2019, vs. Georgia Southern (Successful)  
 Attempted a fake field goal: ..... Oct. 31, 2014, at Appalachian State  
 ..... (Unsuccessful, made first down but fumbled)  
 Scored a safety: ..... Dec. 5, 2020, at South Alabama  
 ..... TEAM  
 Returned a PAT attempt for two points: ..... Nov. 25, 2000  
 ..... Chris Archie vs. Appalachian State (INT, 102 yards)  
 Had a player rush for 100 yards in a game: ..... Oct. 28, 2021 at Coastal Carolina  
 ..... (Kimani Vidal, 142 yards)  
 2 players rush for 100 yards in a game: ..... Oct. 4, 2018, vs. Georgia State  
 ..... (B.J. Smith, 143 yards; Kaleb Baker, 111 yards)

3 players rush for 100 yards in a game: ..... Sept. 14, 2002 vs. S. Utah  
 ..... (Marrio Fraser, 125; DeWhitt Betterson, 122; LeBarron Black, 100)  
 Quarterback rush for 100 yards in a game: ..... Oct. 4, 2018, vs. Georgia State  
 ..... Kaleb Barker (5 carries, 111 yards)  
 Player rushed for 100 yds in consecutive games: ..... 2021, Kimani Vidal  
 ..... (162 vs. Texas State, 142 vs. Coastal Carolina)  
 Player rushed for 100 yds in three consecutive games: ..... 2018, B.J. Smith  
 ..... (103 vs. Coastal Carolina; 140 vs. Georgia State; 111 at Liberty)  
 Player rushed for 100 yds in four consecutive games: ..... 2018, B.J. Smith  
 ..... (103 vs. Coastal Carolina; 140 vs. Georgia St; 111 at Liberty, 170 at South Alabama)  
 Player rushed for 100 yds in five consecutive games: ..... 2018, B.J. Smith  
 ..... (103 vs. Coastal Carolina; 140 vs. Georgia St; 111 at Liberty,  
 ..... 170 at South Alabama, 103 vs. Louisiana)  
 Player rush for more than 200 yards in a game: ..... Sept. 1, 2012 at UAB  
 ..... (Shawn Southward, 28 carries, 204 yards)  
 Had a player record 40 carries in a game: ..... Nov. 15, 2003 vs. Utah St  
 ..... (DeWhitt Betterson, 46 carries, 230 yards, 2 TDs)  
 Had a player rush for three TD in a game: ..... Oct. 26, 2019, at Georgia State  
 ..... (DK Billingsley)  
 Had a player rush for four TD in a game: ..... Nov. 7, 2009 at WKU  
 ..... (Shawn Southward)  
 Player record 100 yards rushing and receiving : ..... Sept. 9, 2000 vs. App State  
 ..... (Demontray Carter, 102 rushing & 153 receiving)  
 2 players with more than 100 yards receiving in a game: ..... Dec. 12, 2020, vs. Coastal Carolina  
 ..... (Kaylon Geiger, 103; Reggie Todd, 101)  
 3 players with more than 100 yards receiving in a game: ..... Sept. 14, 2019, vs. Southern Miss  
 ..... (Geiger, 118; Eafford, 110; Whittemore, 110, McClain, 104)  
 4 players with more than 100 yards receiving in a game: ..... Sept. 14, 2019, vs. Southern Miss  
 ..... (Geiger, 118; Eafford, 110; Whittemore, 110, McClain, 104)  
 Made three field goals in a game: ..... Dec. 12, 2020, vs. Coastal Carolina  
 ..... (Evan Legassey - 42, 28, 23)  
 Make a game-winning FG with less than one minute in game: ..... Oct. 17, 2020, vs. Eastern Kentucky  
 ..... (Evan Legassey, 47 yards, 0:02)  
 Played an overtime game: ..... Oct. 31, 2015 at Appalachian State  
 ..... (Appalachian State 44, Troy 41 3OT)  
 Punted on third down: ..... Oct. 12, 2002, vs. Mississippi State  
 ..... (3rd-and-16 from the Troy 4-yard line)  
 A player record two interceptions in a game: ..... Sept. 4, 2021, vs. Southern  
 ..... (Zion Williams)  
 A player record three interceptions in a game: ..... Nov. 15, 2014  
 ..... at Idaho (Montres Kitchens)  
 A player recorded multiple interceptions in consecutive games: ..... Blace Brown  
 ..... (Sept. 24, 2016 vs. New Mexico State [2] & Oct. 1, 2016 at Idaho [2])

## LAST TIME ... AN OPPONENT

Shutout Troy: ..... Sept. 20, 2014 at Georgia (0-66)  
 Rushed for more than 300 yards: ..... Nov. 7, 2020, at Georgia Southern  
 ..... (61 attempts, 326 yards)  
 Passed for more than 300 yards: ..... Oct. 17, 2020, vs. Eastern Kentucky  
 ..... (370 yards)  
 Had more than 500 yards total offense: ..... Dec. 12, 2020, vs. Coastal Carolina  
 ..... (176 rushing, 338 passing, 514 overall)  
 Had more than 600 yards total offense: ..... Sept. 26, 2020, at BYU  
 ..... (192 rushing, 472 passing, 664 overall)  
 Returned a kickoff for a touchdown: ..... Sept. 14, 2019, vs. Southern Miss  
 ..... (Jaylond Adams, 100 yards)  
 Returned a punt for a touchdown: ..... Sept. 2, 2017, at Boise State  
 ..... (Avery Williams, 81 yards)  
 Returned two punts for TD in a game: ..... Aug. 31, 2002 vs. Nebraska  
 ..... (DeJuan Groce, 83 and 72 yards)  
 Returned a blocked punt for a touchdown: ..... Dec. 3, 2011  
 ..... at Arkansas State (Jones)  
 Blocked a Troy punt: ..... Oct. 16, 2021, at Texas State  
 Blocked two Troy punts: ..... Nov. 2, 2002 vs. Arkansas  
 ..... (Tom Crowder and Bo Mosley)  
 Blocked a Troy field goal attempt: ..... Dec. 5, 2020, at South Alabama  
 Blocked a Troy field goal and returned for TD: ..... Never (FBS era)  
 Blocked a Troy PAT Attempt: ..... Sept. 11, 2021, vs. Liberty  
 Returned an interception for a TD: ..... Oct. 2, 2021, at South Carolina  
 Returned a fumble for a touchdown: ..... Nov. 27, 2021, at Georgia State  
 Returned a fumble and an INT for touchdowns: ..... Sept. 7, 2002 vs. UAB  
 ..... (Chris Brown, 91-yard fumble; Gaylon Black, 30-yard INT)  
 Scored a safety: ..... Sept. 17, 2022, at App State  
 Returned a missed PAT attempt for two points: ..... Never  
 A player rushed for 200 yards in a game: ..... Nov. 26, 2011 at WKU  
 ..... (Bobby Rainey, 43 carries, 227 yards, 3 TDs)  
 Converted a Fake Punt: ..... Oct. 28, 2021, at Coastal Carolina  
 Failed on a Fake Punt: ..... Sept. 17, 2016, at Southern Miss

GAME 1

<b>TROY</b>	<b>0</b>	<b>3</b>	<b>0</b>	<b>7</b>	<b>10</b>
<b>#21 OLE MISS</b>	<b>7</b>	<b>14</b>	<b>7</b>	<b>0</b>	<b>28</b>

SEPT. 3 • OXFORD, MISS. • VAUGHT-HEMINGWAY STADIUM • 60,533

	TROY	MISS
<b>FIRST DOWNS</b>	<b>20</b>	<b>24</b>
Rushing	8	13
Passing	12	10
Penalty	0	1
<b>NET YARDS RUSHING</b>	<b>60</b>	<b>266</b>
Rushing Attempts	33	44
Average Per Rush	1.8	6.0
Rushing Touchdowns	0	3
Yards Gained Rushing	101	277
Yards Lost Rushing	41	11
<b>NET YARDS PASSING</b>	<b>286</b>	<b>167</b>
Completions-Attempts-Int	35-48-1	19-29-1
Average Per Attempt	6.0	5.8
Average Per Completion	8.2	8.8
Passing Touchdowns	1	1
<b>TOTAL OFFENSE YARDS</b>	<b>346</b>	<b>433</b>
Total offense plays	81	73
Average Gain Per Play	4.3	5.9
Fumbles: Number-Lost	2-1	4-2
Penalties: Number-Yards	6-37	3-16
<b>PUNTS-YARDS</b>	<b>5-248</b>	<b>4-165</b>
Average Yards Per Punt	49.6	41.2
Net Yards Per Punt	45.6	41.2
Inside 20	2	2
50+ Yards	2	0
Touchbacks	1	0
Fair catch	3	3
<b>KICKOFFS-YARDS</b>	<b>2-127</b>	<b>5-325</b>
Average Yards Per Kickoff	63.5	65.0
Net Yards Per Kickoff	44.5	40.0
Touchbacks	1	5
Fair Catch Yards	0	0
Punt returns: Number-Yards-TD	0-0-0	0-0-0
Average Per Return	0.0	0.0
Kickoff returns: Number-Yds-TD	0-0-0	1-13-0
Average Per Return	0.0	13.0
Interceptions: Number-Yds-TD	1-0-0	1-10-0
Fumble Returns: Number-Yds-TD	0-0-0	1-13-0
Miscellaneous Yards	0	0
Possession Time	36:58	23:02
1st Quarter	10:05	4:55
2nd Quarter	6:54	8:06
3rd Quarter	8:34	6:26
4th Quarter	11:25	3:35
Third-Down Conversions	6 of 17	9 of 14
Fourth-Down Conversions	2 of 5	1 of 1
Red-Zone Scores-Chances	2-2	4-4
Touchdowns	1-2	4-4
Field goals	1-2	0-4
Sacks By: Number-Yards	0-0	4-21
PAT Kicks	1-1	4-4
Field Goals	1-1	0-0
Points off turnovers	7	0

NOTABLE

• Left tackle Austin Stidham started his team-leading 49th career game, while linebacker Carlton Martial started his team-leading 41st straight game.

• Gunnar Watson's 72.3 completion percentage is the sixth highest in Troy's DI history among passers with at least 45 attempts.

• Twelve different Trojan players caught a pass in the game; the most Troy had was 10 in a game last season (Southern, Georgia Southern).

• Troy has now forced 144 turnovers since the start of the 2016 season; the Trojans entered the weekend fourth over that time period in turnovers forced. The Trojans were second with 1.91 turnovers forced per game. Troy has forced a turnover in 67 of its last 81 games and multiple turnovers in 45 of those games.

• Troy held Ole Miss to 167 yards through the air; it was the fewest passing yards by a Power Five opponent since Nebraska had 160 in 2018 and the seventh-fewest all-time allowed by a Troy defense against a P5 opponent. Ole Miss averaged 274.8 passing yards last season.

• In his Troy debut, Mike Rivers averaged 49.6 yards on his five punt attempts. His average is tied for the fifth-highest by a Troy punter (min. five attempts) since 2001.

• SEC teams averaged 43.0 points per game through Sept. 3. Troy held Ole Miss to 28 points (fewest by an SEC team this season) and forced three turnovers (most by an SEC team this season).

• Troy held Ole Miss to seven points, 165 yards, 65 rushing yards and 100 passing yards in the second half.

• In his first game after earning scholarship this spring, safety Keyshawn Swanson forced a fumble and tied a career-high with five tackles.

STAT LEADERS

TROY						
	No	Yds	TD	Lg	Avg	
<b>Rushing</b>						
Vidal, Kimani	12	48	0	13	4.0	
Woods, Jamontez	10	27	0	14	2.7	
<b>Passing</b>	A	C	I	Yds	TD	Lng
Watson, Gunnar	47	34	1	275	1	30
Doege, Jarret	1	1	0	11	0	11
<b>Receiving</b>	No.	Yds	TD	Long		
Stoudemire, Deshon	6	45	0	15		
Vidal, Kimani	6	19	0	11		
Barber, Jabre	5	60	0	30		
Johnson, Rajae'	3	32	1	22		
Vice, Michael	3	23	0	11		

OLE MISS						
	No	Yds	TD	Lg	Avg	
<b>Rushing</b>						
Evans, Zach	20	130	0	46	6.5	
Judkins, Quinshow	14	87	1	15	6.2	
<b>Passing</b>	A	C	I	Yds	TD	Lng
Dart, Jaxson	27	18	1	154	1	22
Altmyer, Luke	2	1	0	13	0	13
<b>Receiving</b>	No.	Yds	TD	Long		
Trigg, Michael	4	33	0	21		
Mingo, Jonathan	3	26	0	16		
Wade, Dayton	3	14	0	7		
Evans, Zach	2	22	0	22		
Watkins, Jordan	2	20	0	13		

GAME 2

<b>ALABAMA A&amp;M</b>	<b>3</b>	<b>0</b>	<b>0</b>	<b>14</b>	<b>17</b>
<b>TROY</b>	<b>0</b>	<b>7</b>	<b>21</b>	<b>10</b>	<b>38</b>

SEPT. 10 • TROY, ALA. • VETERANS MEMORIAL STADIUM • 26,189

	AAMU	TROY
<b>FIRST DOWNS</b>	<b>21</b>	<b>26</b>
Rushing	3	3
Passing	14	20
Penalty	4	3
<b>NET YARDS RUSHING</b>	<b>64</b>	<b>58</b>
Rushing Attempts	35	25
Average Per Rush	1.8	2.3
Rushing Touchdowns	2	0
Yards Gained Rushing	97	87
Yards Lost Rushing	33	29
<b>NET YARDS PASSING</b>	<b>292</b>	<b>464</b>
Completions-Attempts-Int	22-47-2	28-45-2
Average Per Attempt	6.2	10.3
Average Per Completion	13.3	16.6
Passing Touchdowns	0	5
<b>TOTAL OFFENSE YARDS</b>	<b>356</b>	<b>52</b>
Total offense plays	82	70
Average Gain Per Play	4.3	7.5
Fumbles: Number-Lost	0-0	1-1
Penalties: Number-Yards	9-107	10-88
<b>PUNTS-YARDS</b>	<b>9-309</b>	<b>4-168</b>
Average Yards Per Punt	34.3	42.0
Net Yards Per Punt	32.1	35.0
Inside 20	3	0
50+ Yards	0	0
Touchbacks	0	1
Fair catch	3	2
<b>KICKOFFS-YARDS</b>	<b>3-109</b>	<b>7-453</b>
Average Yards Per Kickoff	36.3	64.7
Net Yards Per Kickoff	27.7	39.7
Touchbacks	0	5
Fair Catch Yards	13	0
Punt returns: Number-Yards-TD	1-8-0	3-20-0
Average Per Return	8.0	6.3
Kickoff returns: Number-Yds-TD	2-50-0	2-26-0
Average Per Return	25.0	13.0
Interceptions: Number-Yds-TD	2-23-0	2-26-0
Fumble Returns: Number-Yds-TD	0-0-0	0-0-0
Miscellaneous Yards	0	0
Possession Time	34:02	25:58
1st Quarter	9:36	5:24
2nd Quarter	7:18	7:42
3rd Quarter	9:12	5:48
4th Quarter	7:56	7:04
Third-Down Conversions	6 of 18	4 of 11
Fourth-Down Conversions	0 of 1	1 of 2
Red-Zone Scores-Chances	2-3	3-5
Touchdowns	2-3	2-5
Field goals	0-3	1-5
Sacks By: Number-Yards	2-17	4-20
PAT Kicks	2-2	5-5
Field Goals	1-1	1-1
Points off turnovers	0	0

NOTABLE

• Troy threw for 464 yards in the game, which ranks as the eighth most in school history and the most since 504 yards against Southern Miss in 2019.

• Troy's 522 yards of total offense are tied for the 34th most in school history and are the most since 528 yards against Southern Miss in 2019.

• Gunnar Watson moved into sole possession of 10th place all-time with 29 touchdowns in his career after throwing four touchdown strikes against Alabama A&M.

• Gunnar Watson completed 23-of-34 passes for 351 yards, his 10th career 200-yard passing game and second straight this season. The 351 yards mark his sixth-career 300-yard passing game. He moved into eighth place all-time in Troy history with 4,514 career passing yards.

• Gunnar Watson tied a career-high with his four touchdown passes in the game and his 351 yards were a new high for the junior quarterback and the 33rd most in a game in Troy history.

• Carlton Martial moved into third place in Sun Belt Conference history with 47.5 tackles for loss in his career after recording 0.5 a tackle for loss against Alabama A&M. He now has a tackle for loss in 32 of his 49 career games.

• Troy forced Alabama A&M to punt on its opening drive; the Trojans have not allowed points on an opening drive this season.

• Troy has now forced 146 turnovers since the start of the 2016 season; the Trojans entered the weekend second nationally with its 144 turnovers and 1.92 turnovers forced per game since 2016.

• Alabama A&M outgained Troy 151-27 in the first quarter; the Trojans turned the tide outgaining the Bulldogs 367-76 in the second and third quarters combined before Troy emptied the bench in the fourth quarter.

STAT LEADERS

ALABAMA A&M						
	No	Yds	TD	Lg	Avg	
<b>Rushing</b>						
Quarles, Gary	16	35	1	7	2.2	
Jemison, Harold	3	22	1	16	7.3	
<b>Passing</b>	A	C	I	Yds	TD	Lng
Lankford, Xavier	32	16	2	182	0	47
Casey, Quincy	15	6	0	110	0	46
<b>Receiving</b>	No.	Yds	TD	Long		
Jenkins, Brian	6	40	0	15		
Hambrick, Keenan	5	82	0	47		
Cox, Isiah	3	99	0	46		
Quarles, Gary	2	22	0	18		
Young, Cameron	2	13	0	9		

TROY						
	No	Yds	TD	Lg	Avg	
<b>Rushing</b>						
Vidal, Kimani	10	38	0	9	3.8	
Billingsley, DK	4	22	0	11	5.5	
<b>Passing</b>	A	C	I	Yds	TD	Lng
Watson, Gunnar	34	23	2	351	4	59
Doege, Jarret	11	5	0	113	1	39
<b>Receiving</b>	No.	Yds	TD	Long		
Barber, Jabre	5	105	1	59		
Rogers, Marcus	5	46	0	17		
Johnson, Rajae'	4	80	1	24		
Stoudemire, Deshon	4	42	1	13		
Higgins, Peyton	2	77	1	39		

# GAME FOUR | NOTES

## GAME 3

<b>TROY</b>	<b>7</b>	<b>14</b>	<b>0</b>	<b>7</b>	<b>28</b>
<b>APP STATE</b>	<b>7</b>	<b>7</b>	<b>10</b>	<b>8</b>	<b>32</b>

SEPT. 24 • BOONE, N.C. • KIDD-BREWSTER STADIUM • 34,406

	TROY	APP
<b>FIRST DOWNS</b>	<b>23</b>	<b>23</b>
Rushing	5	9
Passing	15	14
Penalty	3	0
<b>NET YARDS RUSHING</b>	<b>57</b>	<b>161</b>
Rushing Attempts	28	34
Average Per Rush	2.0	4.7
Rushing Touchdowns	4	1
Yards Gained Rushing	85	174
Yards Lost Rushing	28	13
<b>NET YARDS PASSING</b>	<b>302</b>	<b>295</b>
Completions-Attempts-Int	23-36-1	23-35-0
Average Per Attempt	8.4	8.4
Average Per Completion	13.1	12.8
Passing Touchdowns	0	3
<b>TOTAL OFFENSE YARDS</b>	<b>359</b>	<b>456</b>
Total offense plays	64	69
Average Gain Per Play	5.6	6.6
Fumbles: Number-Lost	0-0	0-0
Penalties: Number-Yards	2-15	6-39
<b>PUNTS-YARDS</b>	<b>2-100</b>	<b>3-123</b>
Average Yards Per Punt	50.0	41.0
Net Yards Per Punt	50.0	41.0
Inside 20	2	1
50+ Yards	1	0
Touchbacks	0	0
Fair catch	2	3
<b>KICKOFFS-YARDS</b>	<b>5-281</b>	<b>5-316</b>
Average Yards Per Kickoff	56.2	63.2
Net Yards Per Kickoff	39.6	35.0
Touchbacks	2	3
Fair Catch Yards	19	0
Punt returns: Number-Yards-TD	0-0-0	0-0-0
Average Per Return	0.0	0.0
Kickoff returns: Number-Yds-TD	2-66-0	2-33-0
Average Per Return	33.0	16.5
Interceptions: Number-Yds-TD	0-0-0	1-1-0
Fumble Returns: Number-Yds-TD	0-0-0	0-0-0
Miscellaneous Yards	0	0
Possession Time	36:49	23:11
1st Quarter	11:35	3:25
2nd Quarter	5:20	9:40
3rd Quarter	5:14	9:46
4th Quarter	14:40	0:20
Third-Down Conversions	6 of 11	8 of 16
Fourth-Down Conversions	1 of 1	3 of 4
Red-Zone Scores-Chances	4-5	4-4
Touchdowns	4-5	3-4
Field goals	0-5	1-4
Sacks By: Number-Yards	1-5	3-24
PAT Kicks	4-4	3-3
Field Goals	0-1	1-1
Points off turnovers	0	7

### NOTABLE

- Troy rushed for four touchdowns in the game, it was the first time for the Trojans against an FBS opponents since rushing for four TDs against App State in 2015; that game was decided in triple overtime.
- DK Billingsley's 19-yard touchdown run in the first quarter was his first since the 2020 season opener at Middle Tennessee (Sept. 19); it was Troy's first rushing touchdown of the season.
- Gunnar Watson's 1-yard touchdown run in the second quarter was the second of his career; his last one came against Louisiana in 2021. He added his second touchdown of the game as the clock expired on the first half.
- Gunnar Watson is the first Troy quarterback since Kaleb Barker against ULM on Sept. 22, 2018, to rush for two touchdowns in a game.
- Left tackle Austin Stidham started his team-leading 51st career game, while linebacker Carlton Martial saw his team-leading 42-game consecutive start streak snapped; he did not play in the game. It was Martial's first missed game since Oct. 4, 2018, against Georgia State.
- Troy's extended its non-shutout streak to 97 games and 192 games against Non-Power Five teams; the last time Troy was shutout was a 66-0 loss at Georgia in 2014.
- Troy played without the nation's active leader in career tackles Carlton Martial and his backup, Jayden McDonald, missed most of the game with injury as well.
- Terry Thomas, who replaced Martial and McDonald, finished with a career-high eight tackles.
- Troy failed to force a turnover for just the 15th time in the last 83 games.

## STAT LEADERS

### TROY

Rushing	No	Yds	TD	Lg	Avg
Billingsley, DK	6	38	1	19	6.3
Vidal, Kimani	11	29	1	13	2.6

Passing	A	C	I	Yds	TD	Lng
Watson, Gunnar	37	23	1	302	0	48

Receiving	No.	Yds	TD	Long
Stoudemire, Deshon	6	70	0	22
Barber, Jabre	6	42	0	12
Johnson, Tez	4	69	0	36
Rogers, Marcus	2	41	0	25

### APP STATE

Rushing	No	Yds	TD	Lg	Avg
Peoples, Camrun	17	84	0	15	4.9
Harrington, D.	7	58	1	19	8.3

Passing	A	C	I	Yds	TD	Lng
Brice, Chase	34	22	0	278	2	53
Davis, Dashaun	1	1	0	17	1	17

Receiving	No.	Yds	TD	Long
Horn, Christian	5	98	1	53
Davis, Dashaun	5	16	0	14
Robinson, Kaedin	4	68	0	42
Pearson, Henry	2	40	0	29