

TROY TROJANS



VS



GAME TEN

2022 SCHEDULE

Date	Opponent	Time/Result
Sept. 3	at Ole Miss (SECN)	L, 10-28
Sept. 10	Alabama A&M (ESPN3)	W, 38-17
Sept. 17	at App State (ESPN+)	L, 28-32
Sept. 24	Marshall (NFL Network)	W, 16-7
Oct. 1	at Western Kentucky (ESPN+)	W, 34-27
Oct. 8	Southern Miss (ESPN+)	W, 27-10
Oct. 15	Texas State (ESPN3)	W, 17-14
Oct. 20	at South Alabama (ESPNU)	W, 10-6
Nov. 5	at Louisiana (ESPN+)	W, 23-17
Nov. 12	Army (NFL Network)	2:30 p.m.
Nov. 19	ULM	2:30 p.m.
Nov. 26	at Arkansas State	2 p.m.

TROY BY THE NUMBERS

1 Rushing touchdown allowed by the Troy defense in October, the fewest in the country. Troy allowed 57.24 rushing yards (3rd) and 2.20 yards per carry (3rd)

4 Opponents held under 300 yards of total offense by the Trojan defense; tied for 15th nationally

5 Players nationally have at least 1.5 sacks in three games this year, Troy sophomore T.J. Jackson is one of those five

5 Rushing touchdowns allowed by the Troy defense since the third game of the season; 10th-fewest nationally

6 Straight games that Troy has topped the 100-yard rushing mark after missing the threshold in the first three games of the season; Troy had not done so in six straight games since 2018 when it opened the season with 11 straight occasions

6 Straight wins is Troy's longest winning streak since the Trojans won seven straight games in 2017 ... Troy's current winning streak is tied for the longest among Group of Five Teams (Liberty & UTSA) & the sixth longest nationally

6 Opponents held under 100 yards rushing this season; the total is tied for the second most nationally

20 Tackles shy of the all-time NCAA FBS record for Carlton Martial; he enters the week with 526 career tackles to rank third all-time

21 Passes of 30-plus yards by the Trojan offense this season ranks as the sixth most in the country

21 Plays of 20-plus yards allowed by Troy's defense this season; the second fewest in the country

TROY TROJANS

Record: 7-2, 5-1 Sun Belt
Head Coach: Jon Sumrall
Career Record: 7-2 (1st season)
Record at Troy: 7-2 (1st season)

ARMY

BLACK KNIGHTS

Record: 3-5
Head Coach: Jeff Monken
Career Record: 99-64 (13th season)
Record at Army: 61-48 (9th season)

GAME INFORMATION

Date: Nov. 12, 2022
Kickoff: 2:33 p.m.
Location: Troy, Ala.
Stadium: Veterans Memorial (30,000)
TV: NFL Network
Talent: Jason Ross (PxP)
Tyoka Jackson (Analyst)
Radio: Troy Sports Radio Network
Talent: Barry McKnight (PxP)
Jerry Miller (Analyst)
Junior Louissaint (Sideline)
Chris Blackshear (Sideline)

SERIES

Series (Overall): 0-0
Series in Troy: 0-0
Series in West Point: 0-0
Neutral Site: 0-0
Sumrall vs. Army: 0-0

 **TROYTROJANSFB**
#RISEtOBUILD

DID YOU KNOW?

• Troy is 5-0 in close games at the half (score differential is four points or less) ... The five wins are the most in the country; Michigan, North Carolina, USC are all 4-0

• Troy ranks 19th nationally with a +5.22 scoring advantage in the second half, Troy's +5.33 margin in the fourth quarter ranks eighth

• Troy has held six of its last eight opponents to less than 100 yards rushing

• Opponents have scored on just four drives following a Troy score this season (4-of-33) ... the 12.1 percent is well below the national average of 31.4 percent

• From 2005-21, Troy was 11-73 when trailing at the half and 5-52 when scoring less than 21 points ... this season, Troy is 2-1 when trailing at the half and 3-1 when scoring less than 21 points

• Troy has played some of the top defenses in the country this season ... Troy's FBS opponents average out to rank 33.4 in scoring defense, 37.1 in total defense, 37.7 in rush defense and 51.7 in passing defense

• Carlton Martial is the ONLY player at the FBS level since at least 2000 to have at least 405 tackles, six interceptions and 41 tackles for loss in their career

• Troy has improved its second half adjustments from a season ago; the Trojans were -4.33 in the second half per game last year and -3.42 in the third quarter. Through nine games this year, Troy is +5.22 in the second half

• Troy is averaging 9.00 points in the fourth quarter this season ... 1Q - 3.33, 2Q - 5.67, 3Q - 4.67. Troy's fourth quarter average ranks 31st nationally, while Troy's 9.0 points in the first half ranks 120th

• Troy ranks fifth nationally, holding opponents to just 3.56 points per game in the fourth quarter this season; the Trojans are 13th, allowing 8.44 second half points ... Troy allowed 14.42 points in the second half last season per game. Troy's 2.67 points allowed in the first quarter rank as the eighth fewest

• Troy ranks 14th nationally with 65.2 percent of its touchdowns (15-of-23) covering 10 or more yards ... 11th among teams with at least 20 touchdowns

• Troy's 89 Sun Belt victories are the most in Sun Belt Conference history; the Trojans joined the league three years after Louisiana, Arkansas State and ULM

TALE OF THE TAPE

Offense	TROY	ARMY
Points	203	236
Average	22.6	29.5
First Downs/Game	20.2	18.5
Total Offense	3447	3167
Average	383.0	395.9
Net Rushing	884	2420
Average	98.2	302.5
Net Passing	2563	747
Average	284.8	93.4
Pass Attempts	298	77
Complete	193	34
Interceptions	11	4
Fumbles/Lost	5/4	10/7
Sacks Allowed/Yds.	30/176	8/59
3rd Down	39/117 (33%)	47/102 (46%)
FG/Att.	12/14	4/5
Avg. TOP	30:53	31:27
Penalties	51/433	21/367
Average	48.1	45.9

Defense	TROY	ARMY
Points	158	219
Average	17.6	27.4
First Downs/Game	19.7	22.0
Total Defense	2953	3155
Average	328.1	394.4
Net Rushing	1018	1713
Average	113.1	214.1
Net Passing	1935	1442
Average	215.0	180.3
Pass Attempts	326	191
Complete	196	124
Interceptions	8	5
Fumble/Rec.	13/6	6/3
3rd Down	59/140 (42%)	42/93 (45%)
Sacks/Yds.	27/164	13/77

SUN BELT STANDINGS

	SBC	OVERALL	STK
EAST			
Coastal Carolina	5-1	8-1	W2
James Madison	3-2	5-3	L3
Georgia State	3-2	4-5	W2
Appalachian State	2-3	5-4	L1
Georgia Southern	2-3	5-4	L1
Marshall	2-3	5-4	W1
Old Dominion	2-3	3-6	L3

WEST			
Troy	5-1	7-2	W6
South Alabama	4-1	7-2	W2
Southern Miss	3-2	5-4	L1
ULM	2-3	3-6	W1
Louisiana	2-4	4-5	L2
Texas State	1-4	3-6	L3
Arkansas State	1-5	2-7	L4

WHO TO CONTACT

Adam Prendergast, Associate AD/Communications & Creative Content - Primary Contact
334-670-3832 (o) | 334-372-5555 (c) | adamp@troj.edu | @AdamP_Troy

Jason Martin - Secondary Contact
503-621-6658 (c) | martinj@troj.edu

TROY PRACTICE POLICIES

All of Troy's practices are closed to the public. Limited media access is available and media must contact the Troy Athletics Communications Office by 10 a.m. the day of practice if they wish to attend. The Troy Athletics Communications Office will do its best to provide B-Roll to media outlets weekly.

What's Open: Still and video photography is allowed during non-team and 7-on-7 periods; the use of any live streaming is NOT allowed during practice. Any injuries sustained during the open portion of practice are asked to not be reported on until confirmed by the Troy medical staff.

Thursday's walk-thru and Friday's run-thru on home weeks are completely closed to the public and to the media.

TROY FOOTBALL INTERVIEW OPPORTUNITIES

Sun Belt Conference Weekly Coaches Zoom -- Monday 11:12 a.m.

This is the best opportunity for out-of-town media to ask questions about the upcoming week and any player feature stories. Jon Sumrall is scheduled to be on the call at 11:12 a.m. every Monday morning -- please note that the conference sometimes runs early and late, so it is advised that media members be on the Zoom at least five minutes early. For more information about the Sun Belt Weekly Coaches Zoom contact Sam Knehans at sam@sunbeltsports.org.

Troy Weekly Press Conference -- Monday 11:30 a.m.

Players and coaches are available each Monday during the season at a weekly press conference. For the 2022 season, this press conference will be held virtually via Zoom at 11:30 a.m. **PLAYER & COACH REQUESTS MUST BE MADE BY 7 P.M. ON SUNDAY.**

Audio and video of Sumrall's portion of the press conference will be posted to TroyTrojans.com Tuesday afternoon. Video of the press conference will also be available for download; contact Adam Prendergast for details.

Post Practice in Person

Players and coaches will be available after practice via appointment only; please contact the Troy Communications Office to schedule.

By Phone Via Appointment

Players and coaches will have limited availability to do phone interviews early in the week, however it is advised that all out-of-town media participate in the Sun Belt Teleconference as we **CAN NOT** guarantee phone availability. Contact the Troy Athletics Communications Office to schedule an interview.

TROY PHOTO & VIDEO DOWNLOAD

Troy football photos & selected video produced by the Troy Athletic Media Relations department is available for download. Video can be accessed via TroyTrojans.com/FootballVideo, while audio can be downloaded via TroyTrojans.com/fbphotos.

CREDENTIALS

All credential requests for Troy home games must be completed online at TroyTrojans.com/Credentials.

ON THE WEB

TroyTrojans.com

The official online home of Troy Athletics, TroyTrojans.com, is the number one stop on the web for all the up to date information you need on the Trojan football team.

Schedules, results, rosters, bios, stats, general releases, game notes, depth chart and the 2022 Troy Football Media Guide can all be found at TroyTrojans.com

sunbeltsports.org

The official online home of the Sun Belt Conference, sunbeltsports.org, has updated league standings, results, schedules and notes.

collegepressbox.com

collegepressbox.com is the official media Web site for Sun Belt football. Access and download weekly game notes, quotes, stats, media guides and more for the conference and each of its nine member schools. Login information will be distributed to accredited media or you can apply for a password by sending an e-mail to password@collegepressbox.com. The following conferences are represented on collegepressbox.com -- ACC, American Athletic, Big 10, Big 12, C-USA, MAC, Mountain West, Pac 12, SEC, Sun Belt, WAC and four independents (Army, Navy, Notre Dame, BYU). The site also has logos and information for all of the NCAA bowl games and postseason awards.

goarmywestpoint.com

This week's opponent's athletic website.

Facebook.com/TroyTrojansFB
Twitter.com/TroyTrojansFB
Instagram/troytrojansfootball

TROY GAME WEEK SCHEDULE

Troy's Practices are Closed to the Public and Open to the Media Unless Otherwise Noted

SUNDAY	MONDAY	TUESDAY	WEDNESDAY	THURSDAY	FRIDAY	SATURDAY
Practice No Interviews	SBC Zoom 11:12 a.m. Zoom Press Conference 11:30 a.m. Zoom Practice 3-5:30 p.m. Trojan Talk 6 p.m. Momma Goldberg's	Practice 3-5:30 p.m. Interviews After	Practice 3-5:30 p.m. Interviews After	Practice 3-5:30 p.m. No Interviews Closed to media	Practice 3-5:30 p.m. No Interviews Closed to media	Troy vs. Army Kickoff - 2:30 p.m.

OFFENSE

QB	18	Gunnar Watson	6-3	205	Jr.	Butler, Ga.
	9	Jarret Doege	6-2	208	Sr.	Lubbock, Texas
	3	Peter Costelli	6-3	225	R-Fr.	Redondo Beach, Calif.
	<OR> 12	Quayde Hawkins	6-1	202	R-Fr.	Bainbridge, Ga.
RB	28	Kimani Vidal	5-8	215	So.	Marietta, Ga.
	20	DK Billingsley	5-11	221	Sr.	Scottsboro, Ala.
	1	Jamonte Woods	5-11	220	So.	Gadsden, Ala.
	24	Damien Taylor	5-10	219	R-Fr.	Northport, Ala.
WR-X	0	RaJae' Johnson	6-4	220	Sr.	St. Louis, Mo.
	8	Demontrez Brown	6-3	204	Jr.	Madison, Ala.
WR - A	15	Tez Johnson	5-10	150	So.	Pinson, Ala.
	16	Peyton Higgins	5-10	178	R-Fr.	Florence, Ala.
WR - Z	11	Deshon Stoudemire	6-1	187	Jr.	Stone Mountain, Ga.
	7	Devonte Ross	5-11	160	Fr.	Cartersville, Ga.
TE	89	Clayton Ollendieck	6-4	241	Jr.	Cresco, Iowa
	2	Deyunkrea Lewis	6-3	251	So.	Montgomery, Ala.
	88	Michael Vice	6-4	252	Jr.	Vestavia Hills, Ala.
	84	A.J. Lewis	6-3	242	Jr.	Mobile, Ala.
LT	79	Austin Stidham	6-5	292	Sr.	Russellville, Ala.
	77	Derrick Graham	6-4	304	R-Fr.	Lake Minneola, Fla.
	63	Carson Burt	6-5	292	So.	Fort Payne, Ala.
LG	64	Deandre Butler	6-3	323	Sr.	Opelika, Ala.
	75	Kobe Williams	6-4	287	So.	Bixby, Okla.
C	55	Jake Andrews	6-3	325	Jr.	Millbrook, Ala.
	78	Jeremiah Frazier	6-3	312	So.	Pike Road, Ala.
	58	Logan Self	6-4	301	R-Fr.	Trussville, Ala.
RG	74	Daniel King	6-5	318	So.	Cairo, Ga.
	70	Tyler Harvey-Fallows	6-3	330	So.	Mawdesley, England
	69	Jonas Woods	6-4	297	Jr.	Milwaukee, Wisc.
RT	67	Grant Betts	6-3	292	Jr.	Spanish Fort, Ala.
	74	Daniel King	6-5	318	So.	Cairo, Ga.
	63	Carson Burt	6-5	292	So.	Fort Payne, Ala.

DEFENSE

DE	98	T.J. Jackson	6-1	270	So.	Millbrook, Ala.
	3	Antonio Showers	6-1	270	Sr.	Tucker, Ga.
	47	Devon Reaves	6-4	233	So.	Conyers, Ga.
DT	5	Will Choloh	6-0	276	Sr.	Lawrenceville, Ga.
	21	Shakel Brown	6-4	299	Sr.	Tallahassee, Fla.
	0	Jamarcus Chatman	6-2	269	Jr.	Rome, Ga.
NT	52	Buddha Jones	6-3	288	Jr.	Tallahassee, Fla.
	97	A.J. Pierce	6-1	313	Jr.	Dothan, Ala.
BAN	9	Richard Jibunor	6-3	233	Jr.	Delta State, Nigeria
	41	Javon Solomon	6-2	245	So.	Tallahassee, Fla.
	32	Phillip Lee	6-4	221	R-Fr.	Jacksonville, Fla.
WLB	2	Carlton Martial	5-9	210	Sr.	Mobile, Ala.
	36	Terry Thomas	6-0	206	R-Fr.	Childersburg, Ala.
MLB	7	KJ Robertson	6-1	225	Sr.	Alabaster, Ala.
	34	Jordan Stringer	6-2	227	R-Fr.	Augusta, Ga.
SPEAR	8	T.J. Harris	6-1	199	Sr.	Leesburg, Ga.
	33	Tim Steward	5-9	191	R-Jr.	Hazlehurst, Miss.
CB	14	Caleb Ransaw	6-0	193	So.	Harvest, Ala.
	11	O'Shai Fletcher	5-11	174	Jr.	Huntsville, Ala.
	1	Elijah Culp	5-11	185	So.	Charlotte, N.C.
CB	18	Reddy Steward	5-11	180	Jr.	Decatur, Ala.
	13	Zion Williams	5-11	189	Sr.	Omaha, Neb.
	<OR> 26	Kyle Cass	6-2	195	R-Jr.	New Orleans, La.
FS	4	Craig Slocum	6-0	201	Sr.	Lake Butler, Fla.
	12	Markeis Colvin	5-11	202	Jr.	Ruskin, Fla.
SS	31	Dell Pettus	6-0	200	Jr.	Harvest, Ala.
	23	Keyshawn Swanson	5-11	187	So.	Pensacola, Fla.

SPECIAL TEAMS

K	13	Brooks Buce	6-0	185	Sr.	Johns Creek, Ga.
	40	Scott Taylor Renfroe	6-1	191	R-Fr.	Troy, Ala.
KOS	46	Zach Long	6-3	184	R-Fr.	Tampa, Fla.
	<OR> 40	Scott Taylor Renfroe	6-1	191	R-Fr.	Troy, Ala.
	<OR> 13	Brooks Buce	6-0	185	Sr.	Johns Creek, Ga.
P	44	Mike Rivers	6-0	187	Sr.	Wilmington, N.C.
	48	Nick Woolfolk	6-1	189	Sr.	Richmond, Va.
LS	53	Quentin Skinner	6-0	274	So.	Buford, Ga.
	35	Collin Westfelt	6-1	216	R-Fr.	Acworth, Ga.
H	12	Quayde Hawkins	6-1	202	R-Fr.	Bainbridge, Ga.
	44	Mike Rivers	6-0	187	Sr.	Wilmington, N.C.
KR	15	Orlando Lacey	6-0	189	Sr.	Opp, Ala.
	16	Peyton Higgins	5-10	178	R-Fr.	Florence, Ala.
PR	11	Deshon Stoudemire	6-1	187	Jr.	Stone Mountain, Ga.
	15	Tez Johnson	5-10	150	So.	Pinson, Ala.

PROJECTED STARTERS LISTED IN BOLD

PRONUNCIATION GUIDE

PLAYERS

Jabre Barber	juh-BREE
Brooks Buce	(rhymes with juice)
Shakel Brown	sha-KELL
Will Choloh	CHOE-low
Jarret Doege	DAY-gee
O'shai Fletcher	o-SHAY
Richard Jibunor	JEW-buh-nore
RaJae' Johnson	RAH-jay
Deyunkrea Lewis	d-YUN-cray
Luis Medina	Louis muh-DEEN-uh
Clayton Ollendieck	ALL-in-dike
Taiyon Palmer	TIE-on
Austin Stidham	STID-um
Kimani Vidal	key-MONN-ee vie-DELL

GAME TEN | NUMERICAL ROSTER

No.	Name	Pos.	Ht.	Wt.	Yr.	Exp.	Hometown/Last School	No.	Name	Pos.
0	Jamarcus Chatman	DE	6-2	269	Jr.	1L	Rome, Ga. / Florida State	55	Jake Andrews	OL
0	Rajae' Johnson	WR	6-4	220	Sr.	TR	St. Louis, Mo. / UAB	5	Jabre Barber	WR
1	Elijah Culp	CB	5-11	185	So.	1L	Charlotte, N.C. / Austin Peay	37	Miles Beaty	CB
1	Jamontez Woods	RB	5-11	220	So.	3L	Gadsden, Ala. / Gadsden City HS	26	DeWhitt Betterson Jr.	RB
2	Carlton Martial	LB	5-9	210	Sr.	4L	Mobile, Ala. / McGill-Toolen HS	67	Grant Betts	OL
2	Deyunkrea Lewis	TE	6-3	251	So.	2L	Montgomery, Ala. / Lee HS	20	DK Billingsley	RB
3	Peter Costelli	QB	6-3	225	R-Fr.	TR	Redondo Beach, Calif. / Utah	49	Jackson Blalock	TE
3	Antonio Showers	DE	6-1	270	Sr.	4L	Tucker, Ga. / Tucker HS	54	Jase Bradley	DE
4	Marcus Rogers	WR	6-3	200	Sr.	2L	Smyrna, Ga. / Iowa Western CC	60	Browder Braswell	OL
4	Craig Slocum	S	6-0	201	Sr.	4L	Lake Butler, Fla. / Union County HS	8	Demontrez Brown	WR
5	Jabre Barber	WR	5-10	173	So.	2L	Dothan, Ala. / Dothan HS	21	Shakel Brown	DT
5	Will Choloh	DT	6-0	276	Sr.	4L	Lawrenceville, Ga. / Archer HS	81	Robert Bruce	WR
6	Kyle Coale	ATH	5-11	194	R-Sr.	2L	Palos Verdes, Calif. / Western Illinois	13	Brooks Buce	K
6	Taiyon Palmer	SPR	5-11	189	Jr.	1L	Lawrenceville, Ga. / NC State	63	Carson Burt	OL
7	KJ Robertson	LB	6-1	225	Sr.	4L	Alabaster, Ala. / Thompson HS	27	John Butler	S
7	Devonte Ross	WR	5-11	160	Fr.	HS	Cartersville, Ga. / Cartersville HS	64	Deandre Butler	OL
8	Demontrez Brown	WR	6-3	204	Jr.	3L	Madison, Ala. / Bob Jones HS	61	Tyler Cappi	OL
8	TJ Harris	SPR	6-1	199	Sr.	4L	Leesburg, Ga. / Lee County HS	19	Will Carn	QB
9	Richard Jibunor	BAN	6-3	233	Jr.	2L	Delta State, Nigeria / Auburn	26	Kyle Cass	CB
9	Jarret Doege	QB	6-2	208	Sr.	TR	Lubbock, Texas / West Virginia	0	Jamarcus Chatman	DE
10	Jayden McDonald	LB	6-0	228	Jr.	2L	Suwanee, Ga. / Iowa	5	Will Choloh	DT
10	Tucker Kilcrease	QB	6-1	201	Fr.	HS	Brantley, Ala. / Brantley HS	35	Vady Clark	LB
11	O'shai Fletcher	CB	5-11	174	Jr.	4L	Huntsville, Ala. / Randolph School	6	Kyle Coale	P/K
11	Deshon Stoudemire	WR	6-1	187	Jr.	1L	Stone Mountain, Ga. / Iowa Western CC	86	Rondell Cole	WR
12	Markeis Colvin	S	5-11	202	Jr.	1L	Ruskin, Fla. / Hutchinson CC	12	Markeis Colvin	S
12	Quayde Hawkins	QB	6-1	202	R-Fr.	RS	Bainbridge, Ga. / Bainbridge HS	3	Peter Costelli	QB
13	Zion Williams	CB	5-11	189	Sr.	2L	Omaha, Neb. / Iowa Western CC	17	Carlross Crawford	S
13	Brooks Buce	K	6-0	185	Sr.	1L	Johns Creek, Ga. / Georgia	1	Elijah Culp	CB
14	Caleb Ransaw	CB	6-0	193	So.	1L	Harvest, Ala. / Sparkman HS	80	Kaden Cupp	QB
15	Tez Johnson	WR	5-10	150	So.	2L	Pinson, Ala. / Pinson Valley HS	9	Jarret Doege	QB
15	Orlando Lacey	SPR	6-0	189	Sr.	4L	Opp, Ala. / Opp HS	83	DJ Epps	WR
16	Peyton Higgins	WR	5-10	178	R-Fr.	1L	Florence, Ala. / Mars Hill Bible School	82	Markus Ferrell	WR
16	Tyler Founds	S	6-1	171	Fr.	HS	Decatur, Ala. / Decatur Heritage Christian	11	O'shai Fletcher	CB
17	Carlross Crawford	S	6-2	186	Jr.	2L	Memphis, Tenn. / Coffeyville CC	42	Jacob Foster	LB
17	Jameson Holcomb	QB	6-2	161	Fr.	HS	Murfreesboro, Tenn. / Riverdale HS	16	Tyler Founds	S
18	Reddy Steward	CB	5-11	180	Jr.	3L	Decatur, Ala. / Austin HS	78	Jeremiah Frazier	OaL
18	Gunnar Watson	QB	6-3	205	Jr.	4L	Butler, Ga. / Taylor County HS	71	Kyler Gibson	OL
19	Darrell Starling	SPR	6-1	224	So.	2L	Pelham, Ga. / Pelham HS	77	Derrick Graham	OL
19	Will Carn	QB	6-3	215	R-Fr.	RS	Jacksonville, Fla. / Nease HS	8	TJ Harris	SPR
20	DK Billingsley	RB	5-11	221	Sr.	4L	Scottsboro, Ala. / Scottsboro HS	70	Tyler Harvey-Fallows	OL
21	Shakel Brown	DT	6-4	299	Sr.	2L	Tallahassee, Fla. / Itawamba CC	12	Quayde Hawkins	QB
21	Jarris Williams	RB	5-10	200	R-Fr.	RS	Mobile, Ala. / Blount HS	16	Peyton Higgins	WR
22	Christian Murphy	SPR	6-0	191	So.	1L	Gulf Breeze, Fla. / Gulf Breeze HS	45	Luke Hodge	LB
22	Tae Meadows	RB	5-10	189	Fr.	HS	Roanoke, Ala. / Handley HS	17	Jameson Holcomb	QB
23	Keyshawn Swanson	S	5-11	187	So.	1L	Pensacola, Fla. / Akron	98	T.J. Jackson	DT
24	Damien Taylor	RB	5-10	219	R-Fr.	1L	Northport, Ala. / Tuscaloosa County HS	9	Richard Jibunor	BAN
24	Blake Matthews	LB	6-3	203	Fr.	HS	Bremen, Ga. / Bremen HS	0	Rajae' Johnson	WR
25	Charles Strong	RB	6-1	230	Jr.	2L	Lake Butler, Fla. / Texas A&M	15	Tez Johnson	WR
25	Justin Powe	S	6-0	200	Fr.	HS	Mobile, Ala. / Davidson HS	62	Matthew Johnson	OL
26	Kyle Cass	CB	6-2	195	R-Jr.	TR	New Orleans, La. / Mississippi State	52	Buddha Jones	DT
26	DeWhitt Betterson Jr.	RB	6-0	191	Fr.	HS	Ocala, Fla. / Vanguard HS	66	Sebastian Joseph	OL
27	John Butler	S	6-0	180	R-Fr.	RS	Sebastian River, Fla. / Sebastian River HS	10	Tucker Kilcrease	QB
28	Sterling Roberts	SPR	6-1	200	R-Fr.	1L	Starke, Fla. / Bradford HS	43	Jordan Killings	CB
28	Kimani Vidal	RB	5-8	215	So.	2L	Marietta, Ga. / Marietta HS	74	Daniel King	OL
29	Rorrick Steward	LB	6-2	196	Sr.	TR	Red Bank, Ala. / Tuskegee	15	Orlando Lacey	SPR
29	Jaidyn Wilson	WR	6-0	182	Jr.	TR	Brundidge, Ala. / SW Mississippi CC	32	Phillip Lee	BAN
30	Nasir Pogue	CB	6-2	183	Fr.	HS	Auburn, Ala. / Auburn HS	84	AJ Lewis	TE
31	Dell Pettus	S	5-11	200	Jr.	3L	Harvest, Ala. / Sparkman HS	2	Deyunkrea Lewis	TE
32	Phillip Lee	BAN	6-4	221	R-Fr.	RS	Jacksonville, Fla. / First Coast HS	51	Chase Little	OL
33	Tim Steward	SPR	5-9	191	R-Jr.	SQ	Hazlehurst, Miss. / Mississippi Gulf Coast CC	46	Zach Long	K
34	Jordan Stringer	LB	6-2	227	R-Fr.	RS	Augusta, Ga. / Laney HS	2	Carlton Martial	LB
35	Collin Westfelt	LS	6-1	216	R-Fr.	TR	Acworth, Ga. / Georgia State	24	Blake Matthews	LB
35	Vady Clark	LB	6-2	205	Fr.	HS	Satellite Beach, Fla. / Satellite HS	10	Jayden McDonald	LB
36	Terry Thomas	LB	6-0	206	R-Fr.	RS	Childersburg, Ala. / Childersburg HS	22	Tae Meadows	RB
37	Miles Beaty	CB	6-0	175	Fr.	HS	Marietta, Ga. / Pope HS	95	Luis Medina	DT
38	Tye Pouncey	CB	6-0	173	So.	SQ	Birmingham, Ala. / Pinson Valley HS	45	Gage Messick	TE

NUMERICAL ROSTER | GAME TEN

No.	Name	Pos.	Ht.	Wt.	Yr.	Exp.	Hometown/Last School
39	Brennen Milliron	LS	5-8	209	Jr.	1L	Hoover, Ala. / Hoover HS
39	Riley Slaughter	LB	6-1	220	Fr.	HS	Roswell, Ga. / Roswell HS
40	Scott Taylor Renfroe	K	6-1	191	R-Fr.	RS	Troy, Ala. / Pike Liberal Arts School
40	Tyson Wall	S	5-9	180	Fr.	HS	Sharpsburg, Ga. / Trinity Christian School
41	Javon Solomon	DE	6-2	245	So.	3L	Tallahassee, Fla. / Godby HS
42	Jacob Foster	LB	6-3	210	Fr.	HS	Greenville, Ala. / Greenville HS
43	Russell Weeks	TE	6-4	240	R-Fr.	RS	New Brockton, Ala. / New Brockton HS
43	Jordan Killings	CB	5-11	170	Fr.	HS	Ozark, Ala. / Carroll HS
44	Mike Rivers	P	6-0	187	Sr.	TR	Wilmington, N.C. / North Carolina A&T
44	Tavares Williams Jr.	S	5-10	174	Fr.	HS	Gainesville, Fla. / Buchholz HS
45	Luke Hodge	LB	6-1	225	Fr.	HS	Oneonta, Ala. / Oneonta HS
45	Gage Messick	TE	6-3	180	Fr.	HS	Luverne, Ala. / Crenshaw Christian Academy
46	Zach Long	K	6-3	184	R-Fr.	RS	Tampa, Fla. / Hillsborough HS
47	Devon Reaves	DE	6-4	233	So.	2L	Conyers, Ga. / Salem HS
48	Nick Woolfolk	K	6-1	189	Sr.	TR	Richmond, Va. / Virginia State
49	Jackson Blalock	TE	6-3	229	R-Fr.	RS	Abbeville, Ala. / Abbeville Christian
50	Jackson Thomas	LB	6-0	190	Fr.	HS	Montgomery, Ala. / Alabama Christian Academy
51	Chase Little	OL	6-6	326	R-Fr.	2L	Montgomery, Ala. / Montgomery Catholic
52	Buddha Jones	DT	6-3	288	Jr.	1L	Tallahassee, Fla. / Kent State
53	Quentin Skinner	LS	6-0	274	So.	TR	Buford, Ga. / LSU
54	Jase Bradley	DE	6-4	240	Fr.	HS	Harvest, Ala. / Sparkman HS
55	Jake Andrews	OL	6-3	325	Jr.	4L	Millbrook, Ala. / Stanhope Elmore HS
58	Logan Self	OL	6-4	301	R-Fr.	2L	Trussville, Ala. / Hewitt-Trussville HS
59	Resheed Wallace	OL	5-11	270	Jr.	TR	Jersey City, N.J. / Santa Rosa JC
60	Browder Braswell	OL	6-3	286	Fr.	HS	Demopolis, Ala. / Demopolis HS
61	Tyler Cappi	OL	6-3	300	Fr.	HS	Priceville, Ala. / Priceville HS
62	Matthew Johnson	OL	6-4	285	Fr.	HS	Marbury, Ala. / Marbury HS
63	Carson Burt	OL	6-5	292	So.	2L	Fort Payne, Ala. / Fort Payne HS
64	Deandre Butler	OL	6-3	323	Sr.	2L	Opelika, Ala. / Jacksonville State
66	Sebastian Joseph	OL	6-3	300	Jr.	TR	Randolph, Mass. / Monroe College
67	Grant Betts	OL	6-3	292	Jr.	4L	Spanish Fort, Ala. / Spanish Fort HS
68	Sydney Solomon	OL	6-3	348	Jr.	TR	Anaheim, Calif. / Cherritos College
69	Jonas Woods	OL	6-4	297	Jr.	TR	Milwaukee, Wisc. / Palomar College
70	Tyler Harvey-Fallows	OL	6-3	330	R-Fr.	TR	Mawdesley, England / Laney College
71	Kyler Gibson	OL	6-5	291	Fr.	HS	Munford, Ala. / Munford HS
72	Beau Sellers	OL	6-4	291	Fr.	HS	Newton, Ala. / Wicksburg School
73	Caleb Robbins	LS	6-5	236	R-Fr.	RS	Tuscaloosa, Ala. / Hillcrest HS
74	Daniel King	OL	6-5	318	So.	TR	Cairo, Ga. / Georgia Military College
75	Kobe Williams	OL	6-4	287	R-Fr.	TR	Bixby, Okla. / NE Oklahoma A&M
77	Derrick Graham	OL	6-4	304	So.	2L	Lake Minneola, Fla. / Lake Minneola HS
78	Jeremiah Frazier	OL	6-3	312	So.	TR	Pike Road, Ala. / Tennessee State
79	Austin Stidham	OL	6-5	292	Sr.	4L	Russellville, Ala. / Russellville HS
80	Kaden Cupp	WR	6-0	175	Fr.	HS	New Brockton, Ala. / New Brockton HS
81	Robert Bruce	WR	5-11	165	So.	TR	Park Crossing, Ala. / Hudson Valley CC
82	Markus Ferrell	WR	6-4	192	Jr.	TR	Cleveland, Ohio / Ventura College
83	DJ Epps	WR	6-1	173	Fr.	HS	Seale, Ala. / Russell County HS
84	AJ Lewis	TE	6-3	250	Jr.	3L	Mobile, Ala. / Murphy HS
85	Eric Shaw	BAN	6-5	211	R-Fr.	TR	Reeltown, Ala. / South Carolina
86	Rondell Cole	WR	6-3	198	Jr.	SQ	Harvest, Ala. / Mississippi College
87	Jaden Warren	WR	6-4	220	So.	3L	Oneonta, Ala. / Oneonta HS
88	Michael Vice	TE	6-4	252	Jr.	TR	Vestavia Hills, Ala. / Samford
89	Clayton Ollendieck	TE	6-4	241	So.	1L	Cresco, Iowa / Iowa Central CC
91	Cameron Reese	DE	6-1	285	R-Fr.	RS	Auburn, Ala. / Auburn HS
92	Julian Peterson	DT	6-3	296	R-Fr.	RS	Pinson, Ala. / Pinson Valley HS
95	Luis Medina	DT	6-1	288	So.	2L	Summerville, Ga. / Chattooga HS
97	AJ Pierce	DT	6-1	313	Jr.	3L	Dothan, Ala. / Northview HS
98	T.J. Jackson	DT	6-1	270	So.	1L	Millbrook, Ala. / Stanhope Elmore HS
99	Fabian Rogosch	DE	6-5	238	Fr.	HS	Hamburg, Germany / Hamburg

No.	Name	Pos.
39	Brennen Milliron	LS
22	Christian Murphy	SPR
89	Clayton Ollendieck	TE
6	Taiyon Palmer	SPR
92	Julian Peterson	DT
31	Dell Pettus	S
97	AJ Pierce	DT
30	Nasir Pogue	CB
38	Tye Pouncey	CB
25	Justin Powe	S
14	Caleb Ransaw	CB
47	Devon Reaves	DE
91	Cameron Reese	DE
40	Scott Taylor Renfroe	K
44	Mike Rivers	P
73	Caleb Robbins	LS
28	Sterling Roberts	SPR
7	KJ Robertson	LB
99	Fabian Rogosch	DE
4	Marcus Rogers	WR
7	Devonte Ross	WR
58	Logan Self	OL
72	Beau Sellers	OL
85	Eric Shaw	BAN
3	Antonio Showers	DE
53	Quentin Skinner	LS
39	Riley Slaughter	LB
4	Craig Slocum	S
41	Javon Solomon	DE
68	Sydney Solomon	OL
19	Darrell Starling	SPR
18	Reddy Steward	CB
29	Rorrick Steward	LB
33	Tim Steward	SPR
79	Austin Stidham	OL
11	Deshon Stoudemire	WR
34	Jordan Stringer	LB
25	Charles Strong	RB
23	Keyshawn Swanson	S
24	Damien Taylor	RB
50	Jackson Thomas	LB
36	Terry Thomas	LB
88	Michael Vice	TE
28	Kimani Vidal	RB
40	Tyson Wall	S
59	Resheed Wallace	OL
87	Jaden Warren	WR
18	Gunnar Watson	QB
43	Russell Weeks	TE
35	Collin Westfelt	LS
75	Kobe Williams	OL
21	Jarris Williams	RB
44	Tavares Williams Jr.	S
13	Zion Williams	CB
29	Jaidyn Wilson	WR
1	Jamontez Woods	RB
69	Jonas Woods	OL
48	Nick Woolfolk	K

QUARTERBACKS

3	Peter Costelli	QB	6-3	225	R-Fr.	TR	Redondo Beach, Calif. / Utah
9	Jarret Doege	QB	6-2	208	Sr.	TR	Lubbock, Texas / West Virginia
10	Tucker Kilcrease	QB	6-1	201	Fr.	HS	Brantley, Ala. / Brantley HS
12	Quayde Hawkins	QB	6-1	202	R-Fr.	RS	Bainbridge, Ga. / Bainbridge HS
17	Jameson Holcomb	QB	6-2	161	Fr.	HS	Murfreesboro, Tenn. / Riverdale HS
18	Gunnar Watson	QB	6-3	205	Jr.	4L	Butler, Ga. / Taylor County HS
19	Will Carn	QB	6-3	215	R-Fr.	RS	Jacksonville, Fla. / Nease HS

RUNNING BACKS

1	Jamonte Woods	RB	5-11	220	So.	3L	Gadsden, Ala. / Gadsden City HS
20	DK Billingsley	RB	5-11	221	Sr.	4L	Scottsboro, Ala. / Scottsboro HS
21	Jarris Williams	RB	5-10	200	R-Fr.	RS	Mobile, Ala. / Blount HS
22	Tae Meadows	RB	5-10	189	Fr.	HS	Roanoke, Ala. / Handley HS
24	Damien Taylor	RB	5-10	219	R-Fr.	1L	Northport, Ala. / Tuscaloosa County HS
25	Charles Strong	RB	6-1	230	Jr.	2L	Lake Butler, Fla. / Texas A&M
26	DeWhitt Betterson Jr.	RB	6-0	191	Fr.	HS	Ocala, Fla. / Vanguard HS
28	Kimani Vidal	RB	5-8	215	So.	2L	Marietta, Ga. / Marietta HS

WIDE RECEIVERS

0	Rajae' Johnson	WR	6-4	220	Sr.	TR	St. Louis, Mo. / UAB
4	Marcus Rogers	WR	6-3	200	Sr.	2L	Smyrna, Ga. / Iowa Western CC
5	Jabre Barber	WR	5-10	173	So.	2L	Dothan, Ala. / Dothan HS
7	Devonte Ross	WR	5-11	160	Fr.	HS	Cartersville, Ga. / Cartersville HS
8	Demontrez Brown	WR	6-3	204	Jr.	3L	Madison, Ala. / Bob Jones HS
11	Deshon Stoudemire	WR	6-1	187	Jr.	1L	Stone Mountain, Ga. / Iowa Western CC
15	Tez Johnson	WR	5-10	150	So.	2L	Pinson, Ala. / Pinson Valley HS
16	Peyton Higgins	WR	5-10	178	R-Fr.	1L	Florence, Ala. / Mars Hill Bible School
29	Jaidyn Wilson	WR	6-0	182	Jr.	TR	Brundidge, Ala. / SW Mississippi CC
80	Kaden Cupp	WR	6-0	175	Fr.	HS	New Brockton, Ala. / New Brockton HS
81	Robert Bruce	WR	5-11	165	So.	TR	Park Crossing, Ala. / Hudson Valley CC
82	Markus Ferrell	WR	6-4	192	Jr.	TR	Cleveland, Ohio / Ventura College
83	DJ Epps	WR	6-1	173	Fr.	HS	Seale, Ala. / Russell County HS
86	Rondell Cole	WR	6-3	198	Jr.	SQ	Harvest, Ala. / Mississippi College
87	Jaden Warren	WR	6-4	220	So.	3L	Oneonta, Ala. / Oneonta HS

TIGHT ENDS

2	Deyunkrea Lewis	TE	6-3	251	So.	2L	Montgomery, Ala. / Lee HS
43	Russell Weeks	TE	6-4	240	R-Fr.	RS	New Brockton, Ala. / New Brockton HS
45	Gage Messick	TE	6-3	205	Fr.	HS	Luverne, Ala. / Crenshaw Christian Academy
49	Jackson Blalock	TE	6-3	229	R-Fr.	RS	Abbeville, Ala. / Abbeville Christian
84	AJ Lewis	TE	6-3	250	Jr.	3L	Mobile, Ala. / Murphy HS
88	Michael Vice	TE	6-4	252	Jr.	TR	Vestavia Hills, Ala. / Samford
89	Clayton Ollendieck	TE	6-4	241	So.	1L	Cresco, Iowa / Iowa Central CC

OFFENSIVE LINE

51	Chase Little	OL	6-6	326	R-Fr.	2L	Montgomery, Ala. / Montgomery Catholic
55	Jake Andrews	OL	6-3	325	Jr.	4L	Millbrook, Ala. / Stanhope Elmore HS
58	Logan Self	OL	6-4	301	R-Fr.	2L	Trussville, Ala. / Hewitt-Trussville HS
59	Resheed Wallace	OL	5-11	270	Jr.	TR	Jersey City, N.J. / Santa Rosa JC
60	Tyler Cappi	OL	6-3	300	Fr.	HS	Priceville, Ala. / Priceville HS
61	Tyler Cappi	OL	6-3	300	Fr.	HS	Priceville, Ala. / Priceville HS
62	Matthew Johnson	OL	6-4	285	Fr.	HS	Marbury, Ala. / Marbury HS
63	Carson Burt	OL	6-5	292	So.	2L	Fort Payne, Ala. / Fort Payne HS
64	Deandre Butler	OL	6-3	323	Sr.	2L	Opelika, Ala. / Jacksonville State
66	Sebastian Joseph	OL	6-3	300	Jr.	TR	Randolph, Mass. / Monroe College
67	Grant Betts	OL	6-3	292	Jr.	4L	Spanish Fort, Ala. / Spanish Fort HS
68	Sydney Solomon	OL	6-3	348	Jr.	TR	Anaheim, Calif. / Cherritos College
69	Jonas Woods	OL	6-4	297	Jr.	TR	Milwaukee, Wisc. / Palomar College
70	Tyler Harvey-Fallows	OL	6-3	330	R-Fr.	TR	Mawdesley, England / Laney College
71	Kyler Gibson	OL	6-5	291	Fr.	HS	Munford, Ala. / Munford HS
72	Beau Sellers	OL	6-4	291	Fr.	HS	Newton, Ala. / Wicksburg School
74	Daniel King	OL	6-5	318	So.	TR	Cairo, Ga. / Georgia Military College
75	Kobe Williams	OL	6-4	287	So.	TR	Bixby, Okla. / NE Oklahoma A&M
77	Derrick Graham	OL	6-4	304	R-Fr.	2L	Lake Minneola, Fla. / Lake Minneola HS
78	Jeremiah Frazier	OL	6-3	312	So.	TR	Pike Road, Ala. / Tennessee State
79	Austin Stidham	OL	6-5	292	Sr.	4L	Russellville, Ala. / Russellville HS

TROY COACHING STAFF

GAME LOCATION



JON SUMRALL

HEAD COACH

SIDELINE

OFFENSE



GARY BANKS

WIDE RECEIVERS

SIDELINE



JOE CRADDOCK

OC / QB


SIDELINE



BROCK HAYS

RUNNING BACKS

SIDELINE



EVAN MCKISSACK

TIGHT ENDS

PRESS BOX



COLE POPOVICH

OFFENSIVE LINE

SIDELINE

DEFENSIVE LINE

0	Jamarcus Chatman	DE	6-2	269	Jr.	1L	Rome, Ga. / Florida State
3	Antonio Showers	DE	6-1	270	Sr.	4L	Tucker, Ga. / Tucker HS
5	Will Cholah	DT	6-0	276	Sr.	4L	Lawrenceville, Ga. / Archer HS
9	Richard Jibunor	BAN	6-3	233	Jr.	2L	Delta State, Nigeria / Auburn
21	Shakel Brown	DT	6-4	299	Sr.	2L	Tallahassee, Fla. / Itawamba CC
32	Phillip Lee	BAN	6-4	221	R-Fr.	RS	Jacksonville, Fla. / First Coast HS
41	Javon Solomon	DE	6-2	245	So.	3L	Tallahassee, Fla. / Godby HS
47	Devon Reaves	DE	6-4	233	So.	2L	Conyers, Ga. / Salem HS
52	Buddha Jones	DT	6-3	288	Jr.	1L	Tallahassee, Fla. / Kent State
54	Jase Bradley	DE	6-4	240	Fr.	HS	Harvest, Ala. / Sparkman HS
85	Eric Shaw	BAN	6-5	212	R-Fr.	TR	Reeltown, Ala. / South Carolina
91	Cameron Reese	DE	6-1	285	R-Fr.	RS	Auburn, Ala. / Auburn HS
92	Julian Peterson	DT	6-3	296	R-Fr.	RS	Pinson, Ala. / Pinson Valley HS
95	Luis Medina	DT	6-1	288	So.	2L	Summerville, Ga. / Chattooga HS
97	AJ Pierce	DT	6-1	313	Jr.	3L	Dothan, Ala. / Northview HS
98	T.J. Jackson	DT	6-1	270	So.	1L	Millbrook, Ala. / Stanhope Elmore HS
99	Fabian Rogosch	DE	6-5	238	Fr.	HS	Hamburg, Germany / Hamburg

LINEBACKERS

2	Carlton Martial	LB	5-9	210	Sr.	4L	Mobile, Ala. / McGill-Toolen HS
7	KJ Robertson	LB	6-1	225	Sr.	4L	Alabaster, Ala. / Thompson HS
10	Jayden McDonald	LB	6-0	228	Jr.	2L	Suwanee, Ga. / Iowa
24	Blake Matthews	LB	6-3	203	Fr.	HS	Bremen, Ga. / Bremen HS
29	Rorrick Steward	LB	6-2	196	Sr.	TR	Red Bank, Ala. / Tuskegee
34	Jordan Stringer	LB	6-2	227	R-Fr.	RS	Augusta, Ga. / Laney HS
35	Vady Clark	LB	6-2	205	Fr.	HS	Satellite Beach, Fla. / Satellite HS
36	Terry Thomas	LB	6-0	206	R-Fr.	RS	Childersburg, Ala. / Childersburg HS
39	Riley Slaughter	LB	6-1	220	Fr.	HS	Roswell, Ga. / Roswell HS
42	Jacob Foster	LB	6-3	210	Fr.	HS	Greenville, Ala. / Greenville HS
45	Luke Hodge	LB	6-1	225	Fr.	HS	Oneonta, Ala. / Oneonta HS
50	Jackson Thomas	LB	6-0	190	Fr.	HS	Montgomery, Ala. / Alabama Christian Academy

CORNERBACKS

1	Elijah Culp	CB	5-11	185	So.	1L	Charlotte, N.C. / Austin Peay
11	O'shai Fletcher	CB	5-11	174	Jr.	4L	Huntsville, Ala. / Randolph School
13	Zion Williams	CB	5-11	189	Sr.	2L	Omaha, Neb. / Iowa Western CC
14	Caleb Ransaw	CB	6-0	193	So.	1L	Harvest, Ala. / Sparkman HS
18	Reddy Steward	CB	5-11	180	Jr.	3L	Decatur, Ala. / Austin HS
26	Kyle Cass	CB	6-2	195	R-Jr.	TR	New Orleans, La. / Mississippi State
30	Nasir Pogue	CB	6-2	183	Fr.	HS	Auburn, Ala. / Auburn HS
37	Miles Beaty	CB	6-0	175	Fr.	HS	Marietta, Ga. / Pope HS
38	Tye Pouncey	CB	6-0	173	So.	SQ	Birmingham, Ala. / Pinson Valley HS
43	Jordan Killings	CB	5-11	170	Fr.	HS	Ozark, Ala. / Carroll HS

SAFETIES / SPEARS

4	Craig Slocum	S	6-0	201	Sr.	4L	Lake Butler, Fla. / Union County HS
6	Taiyon Palmer	SPR	5-11	191	Jr.	1L	Lawrenceville, Ga. / NC State
8	TJ Harris	SPR	6-1	199	Sr.	4L	Leesburg, Ga. / Lee County HS
12	Markeis Colvin	S	5-11	202	Jr.	1L	Ruskin, Fla. / Hutchinson CC
15	Orlando Lacey	SPR	6-0	189	Sr.	4L	Opp, Ala. / Opp HS
16	Tyler Founds	S	6-1	171	Fr.	HS	Decatur, Ala. / Decatur Heritage Christian
17	Carloss Crawford	S	6-2	186	Jr.	2L	Memphis, Tenn. / Coffeyville CC
19	Darrell Starling	SPR	6-1	224	So.	2L	Pelham, Ga. / Pelham HS
22	Christian Murphy	SPR	6-0	191	So.	1L	Gulf Breeze, Fla. / Gulf Breeze HS
23	Keyshawn Swanson	S	5-11	187	So.	1L	Pensacola, Fla. / Akron
25	Justin Powe	S	6-0	200	Fr.	HS	Mobile, Ala. / Davidson HS
27	John Butler	S	6-0	180	R-Fr.	RS	Sebastian River, Fla. / Sebastian River HS
28	Sterling Roberts	SPR	6-1	200	R-Fr.	1L	Starke, Fla. / Bradford HS
31	Dell Pettus	S	5-11	200	Jr.	3L	Harvest, Ala. / Sparkman HS
33	Tim Steward	SPR	5-9	191	R-Jr.	SQ	Hazlehurst, Miss. / Mississippi Gulf Coast CC
40	Tyson Wall	S	5-9	180	Fr.	HS	Sharpsburg, Ga. / Trinity Christian School
44	Tavares Williams Jr.	S	5-10	174	Fr.	HS	Gainesville, Fla. / Buchholz HS

SPECIALISTS

6	Kyle Coale	P/K	5-11	193	R-Sr.	2L	Palos Verdes, Calif. / Western Illinois
13	Brooks Buce	K	6-0	178	Sr.	1L	Johns Creek, Ga. / Georgia
35	Collin Westfelt	LS	6-1	214	R-Fr.	TR	Acworth, Ga. / Georgia State
39	Brennen Milliron	LS	5-8	209	Jr.	1L	Hoover, Ala. / Hoover HS
40	Scott Taylor Renfro	K	6-1	190	R-Fr.	RS	Troy, Ala. / Pike Liberal Arts School
44	Mike Rivers	P	6-0	170	Sr.	TR	Wilmington, N.C. / North Carolina A&T
46	Zach Long	K	6-3	185	R-Fr.	RS	Tampa, Fla. / Hillsborough HS
48	Nick Woolfolk	K	6-1	175	Sr.	TR	Richmond, Va. / Virginia State
53	Quentin Skinner	LS	6-0	241	So.	TR	Buford, Ga. / LSU
73	Caleb Robbins	LS	6-5	251	R-Fr.	RS	Tuscaloosa, Ala. / Hillcrest HS

DEFENSE



BAM HARDMON
BANDITS/ OLB

PRESS BOX




ERIC MCDANIEL
DEFENSIVE LINE

SIDELINE




TRAVIS PEARSON
CORNERBACKS

SIDELINE



TAYLER POLK
LINEBACKER

LINEBACKER



SHIEL WOOD
DC / SAFETIES

SIDELINE

SPECIAL TEAMS



JAMES VOLLONO
ANALYST

SIDELINE



PERSONAL

Birth day: July 5, 1982
Age: 40
Hometown: Huntsville, Ala.
Education: Kentucky (B.S. - Finance 2005)
Wife: Ginny (Nixon)
Children: Sam, Sadie, Stella, Selah

COACHING EXPERIENCE

2022 - Troy (Head Coach)	7-2
2021 - Kentucky (Co-Defensive Coord. / ILB)	10-3*
2020 - Kentucky (Co-Defensive Coord. / ILB)	5-6*
2019 Kentucky (Inside Linebackers)	8-5*
2018 Ole Miss (Linebackers)	5-7
2017 Troy (Asst. HC / Linebackers / ST)	11-2*
2016 Troy (Asst. HC / Linebackers / ST)	10-3*
2015 Troy (Asst. HC / Linebackers / ST)	4-8
2014 Tulane (Co-Defensive Coord. / LB)	3-9
2013 Tulane (Co-Defensive Coord. / DL)	7-6*
2012 Tulane (Co-Defensive Coord. / DL)	2-10
2011 San Diego (Asst. HC / Def. Coord. / LB)	9-2
2010 San Diego (Asst. HC / Def. Coord. / LB)	5-6
2009 San Diego (Defensive Line)	4-7
2008 San Diego (Defensive Line)	9-2
2007 San Diego (Defensive Line)	9-2
2006 Kentucky (Graduate Assistant)	8-5*
2005 Kentucky (Graduate Assistant)	3-8

BOWL HISTORY

Year	Bowl	Opponent	Result
2021	Citrus	Iowa	W, 20-17
2020	Gator	NC State	W, 23-21
2019	Belk	Virginia Tech	W, 27-24
2017	New Orleans	North Texas	W, 50-30
2016	Dollar General	Ohio	W, 28-23
2013	New Orleans	Louisiana	L, 21-24
2006	Music City	Clemson	W, 28-20

JON SUMRALL

FIRST SEASON (7 - 2)

One of the most respected recruiters in the country, Jon Sumrall was named Troy's football head coach on December 2, 2021. Sumrall returns to Troy after spending three seasons (2015-17) as the assistant head coach on Neal Brown's staff.

Recently promoted to co-defensive coordinator on Mark Stoops' staff at Kentucky, Sumrall coached the Wildcats' inside linebackers for the squad that finished the season with a 10-3 record and ranked as high as No. 22 in the country. Kentucky finished second in the SEC East, marking the first time since the league split into divisions in 1992 that UK ended the season in sole possession of second place in the East. The Wildcats allowed 17 or fewer points in seven of its 12 games in 2021 and held No. 1 Georgia to its second-lowest offensive output of the season.

Kentucky finished with the nation's No. 25 defense in addition to ranking third in fourth-down defense, 20th in rushing defense and 13th in defensive touchdowns.

During his tenure at Troy, Sumrall helped lead the Trojans to a pair of bowl victories, the school's first since 2010, the 2017 Sun Belt Conference title, and a stunning victory at LSU. The Trojans won a school-record 11 games in 2017, and the Troy defense ranked first in the nation in red zone defense (.614), second in tackles for loss per game (8.6), seventh in rushing defense (105.3), 11th in scoring defense and 24th in total defense per game (336.6).

In his first season at Troy, the Trojans finished with the second-best turnaround nationally in opponent 3rd-down percentage (14.62 percent), the fourth-best turnaround in yards per play allowed (-1.13), the fifth-best improvement in tackles for loss per game (2.59) and 16th-best improvement in total defense (-62.7).

Troy held opponents to 391.2 yards per game, an improvement of 62.8 yards from the previous season and under 400 yards for the first time since the 2008 season. The Trojans scored five defensive touchdowns, the third-most in the country and most by a Troy team since 2004.

Troy finished the 2016 season 10-3 with a victory in the Dollar General Bowl, the first top-25 ranking in school and Sun Belt Conference history and the best win-improvement in the country. The Trojans finished the year second nationally in passes intercepted, fourth in turnovers forced, 17th in rushing defense, 21st holding opponents to 22.1 points per game and 28th in third-down defense. Sumrall departed Troy for Ole Miss before the 2018 season and returned to his alma mater in Lexington, Kentucky the following year.

Sumrall oversaw an effective four-man rotation at the middle and weakside linebacker positions in his first season at Kentucky. UK's defense kept every opponent at

or below 30 points, the first time the Wildcats have done that since 1979. UK ended the season with a thrilling win

over Virginia Tech in the Belk Bowl, UK's fourth straight bowl appearance.

Sumrall's starting linebackers, Jamin Davis and DeAndre Square, were two of the top three tacklers in 2020, combining for 162 total tackles. Davis made a significant impact under Sumrall's tutelage, making 144 tackles, 5.0 tackles for loss, 2.5 sacks, five interceptions, three pass break ups, three quarterback hurries, one blocked kick, one fumble recovery and one forced fumble. He ranked fourth in the SEC in tackles per game (10.2) and was first-team All-SEC by Pro Football Focus and second team All-SEC by Phil Steele. Davis was a first-round draft pick by the Washington Football Team in the 2021 NFL Draft.

Kentucky capped the most unusual of seasons with an impressive victory in the TaxSlayer Gator Bowl, the program's third consecutive bowl victory, tying the school record set from 2006-08. The 23-21 victory over No. 24 NC State also marked the second win over a ranked team in the 2020 season. UK also defeated No. 18 Tennessee.

Sumrall was a three-year letterwinner at middle linebacker at Kentucky from 2002-04. He started every game in 2004, leading the Wildcats with 72 tackles. He also excelled off the field as he was named to the SEC Academic Honor Roll and was selected to the Frank G. Ham Society of Character. After earning his degree in finance in 2005, Sumrall served as a graduate assistant for the Wildcats during the 2005 and 2006 seasons under head coach Rich Brooks.

He left Kentucky in 2007 and spent five seasons under head coach Ron Caragher in various positions at San Diego, including defensive coordinator during his final two seasons. He served as the defensive line coach, recruiting coordinator and camp coordinator for the first three years before assuming the defensive coordinator and linebackers coaching role in 2010. During his final season with the Toreros, Sumrall was promoted to assistant head coach.

Before joining the Troy staff in 2015, Sumrall spent three seasons at Tulane (2012-14), where he coached the defensive line the first two seasons before coaching the linebackers his final season.

Sumrall was a three-year letterman at middle linebacker for Kentucky from 2002-04. He started every game as a senior and led the Wildcats with 72 tackles. Sumrall was a two-time all-state performer and a four-year letterman at Grissom High School in Huntsville, Alabama. Sumrall completed his bachelor's degree in finance in 2005 and has completed coursework on a master's degree in sports leadership.

He is married to the former Ginny Nixon, also of Huntsville, and the couple has four children, Sam, Sadie, Stella and Selah.

SUMRALL BY THE NUMBERS

Category.....	Record
Overall Record.....	7-2
Home.....	4-0
Away.....	3-2
Neutral.....	0-0
Day (Start Prior to 6 p.m.).....	2-2
Night (Start after 6 p.m.).....	5-0
vs. Coaches Ranked.....	0-1
vs. Coaches Top 10.....	0-0
vs. FBS.....	6-2
vs. FCS.....	1-0
vs. Teams from Alabama.....	2-0
vs. Sun Belt.....	5-1
vs. C-USA.....	1-0
vs. SWAC.....	1-0
vs. SEC.....	0-1
More Than Seven Days to Prepare.....	1-1
Less Than Seven Days to Prepare.....	1-0
Outrushing Opponent.....	5-0
Outrushed by Opponent.....	2-2
Rushing for 200 Yards.....	0-0
Rushing for 300 Yards.....	0-0
Opponent Less Than 100-yards Rushing.....	6-0
Outpassing Opponent.....	5-2
Outpassed by Opponent.....	2-0
Passing for 300-399 yards.....	1-1
Passing for 400-499 yards.....	1-0
Passing for 500+ yards.....	0-0
Allowing 1-199 Yards Passing.....	3-1
Allowing 200-299 Yards Passing.....	3-1
Allowing 300+ Yards Passing.....	1-0
400-499 Total Offense.....	3-0
500-599 Total Offense.....	1-0
600+ Total Offense.....	0-0
More Total Offense than Opponent.....	6-0
Same Total Offense as Opponent.....	0-0
Less Total Offense than Opponent.....	1-2
Allowing 399 or Less Total Offense.....	6-0
Allowing 400-499 Total Offense.....	1-2
Allowing 500+ Total Offense.....	0-0
Committing Fewer Turnovers.....	2-1
Committing More Turnovers.....	3-1
Turnovers are even.....	2-0
Less than 30:00 of Time of Possession.....	4-1
More than 30:00 of Time of Possession.....	3-1
Scoring First.....	4-0
Opponent Scores First.....	3-2
Leading After the 1st Quarter.....	4-0
Trailing After the 1st Quarter.....	1-1
Tied After the 1st Quarter.....	2-1
Leading at Halftime.....	5-1
Trailing at Halftime.....	2-1
Tied at Halftime.....	0-0
Leading After the 3rd Quarter.....	4-0
Trailing After the 3rd Quarter.....	2-2
Tied After the 3rd Quarter.....	1-0
Scoring 0-10 Points.....	1-1
Scoring 11-20 Points.....	2-0
Scoring 21-30 Points.....	2-1
Scoring 31-40 Points.....	2-0
Scoring 41-plus Points.....	0-0
Opponent Scores 0-10 Points.....	3-0
Opponent Scores 11-20 Points.....	3-0
Opponent Scores 21-30 Points.....	1-1
Opponent Scores 31-40 Points.....	0-1
Opponent Scores 41-plus Points.....	0-0
Decided by 3 or fewer points.....	1-0
Decided by 4-7 points.....	3-1
Decided by 8-10 points.....	1-0
Decided by 11-19 points.....	0-1
Decided by 20-Plus points.....	2-0
Individual 100-yard Rusher.....	2-0
Opponent 100-yard Rusher.....	1-1
Individual 100-yard Receiver.....	3-0
Opponent 100-yard Receiver.....	2-0
Individual 300-yard Passer.....	2-1
Individual 400-yard Passer.....	1-0

TEAM NOTES

DEFENDING VETERANS MEMORIAL STADIUM

• Troy has defended its home turf as well as anybody in the state of Alabama and the Sun Belt Conference.

Alabama FBS Schools Since 2007:

1. Alabama.....	100-8 (.926)
2. Auburn.....	85-29 (.733)
3. Troy.....	58-28 (.674)
4. UAB.....	46-29 (.613)
5. South Alabama.....	34-31 (.523)

Sun Belt Since 2007:

1. Appalachian State.....	46-9 (.836)
2. James Madison.....	3-1 (.750)
3. Arkansas State.....	64-25 (.719)
4. Georgia Southern.....	35-14 (.714)
5. Marshall.....	66-31 (.680)
6. Troy.....	58-28 (.674)
7. Louisiana.....	59-30 (.662)
8. Coastal Carolina.....	23-13 (.639)
9. ULM.....	46-38 (.548)
10. Southern Miss.....	51-43 (.543)
11. Old Dominion.....	26-22 (.542)
12. South Alabama.....	34-31 (.523)
13. Texas State.....	26-38 (.406)
14. Georgia State.....	23-35 (.397)

* Totals are from FBS seasons only

TROY'S SUSTAINED SUN BELT SUCCESS

• Troy joined the Sun Belt in 2004.

By Sun Belt Wins (Since 2004)

Records reflect games vacated by NCAA

1. Troy.....	89-54
2. Arkansas State.....	79-58
3. Louisiana.....	77-53
4. ULM.....	64-78
5. Appalachian State.....	56-13
6. Middle Tennessee %.....	39-29
Georgia Southern.....	39-30
8. Georgia State.....	30-45
South Alabama.....	30-54
10. Florida Atlantic %.....	26-34
11. Coastal Carolina.....	25-21
12. North Texas %.....	23-44
FIU %.....	23-37
14. Texas State.....	19-58
15. Western Kentucky %.....	17-22
16. Idaho %.....	15-24
17. New Mexico State &.....	14-25
18. Southern Miss.....	3-2
James Madison.....	3-2
20. Utah State %.....	2-5
Old Dominion.....	2-3
Marshall.....	2-3

By Sun Belt Winning Percentage (Since 2004)

Records reflect games vacated by NCAA

1. Appalachian State.....	.812
2. Troy.....	.622
3. James Madison.....	.600
Southern Miss.....	.600
5. Louisiana.....	.592
6. Arkansas State.....	.577
7. Georgia Southern.....	.565
8. Middle Tennessee %.....	.573
9. Coastal Carolina.....	.543
10. ULM.....	.451
11. Western Kentucky %.....	.436
12. Florida Atlantic %.....	.433
13. Georgia State.....	.400
Old Dominion.....	.400
Marshall.....	.400
16. Idaho %.....	.385

17. FIU %.....	.383
18. New Mexico State %.....	.359
19. South Alabama.....	.357
20. North Texas %.....	.343
21. Utah State %.....	.286
22. Texas State.....	.247

By Sun Belt Wins (Overall 2001-present)

Records reflect games vacated by NCAA

1. Troy (2004-pr.).....	89-54
2. Arkansas State (2001-pr.).....	87-69
3. Louisiana (2001-pr.).....	85-64
4. ULM (2001-pr.).....	69-91
5. Appalachian State (2014-pr.).....	56-13
6. Middle Tennessee % (2001-12).....	50-37
7. North Texas % (2001-12).....	41-45
8. Georgia Southern (2014-pr.).....	39-30
9. South Alabama (2012-pr.).....	30-54
Georgia State (2013-pr.).....	30-45
11. Florida Atlantic % (2005-12).....	26-34
12. New Mexico State % (2001-04, 14-17).....	25-33
13. Coastal Carolina (2017).....	25-21
14. FIU % (2005-12).....	23-37
15. Western Kentucky % (2009-13).....	21-23
16. Idaho % (2001-04, 14-17).....	20-38
17. Texas State (2013-pr.).....	19-58
18. Utah State % (2003-04).....	5-9
19. James Madison (2022).....	3-2
Southern Miss (2022).....	3-2
21. Old Dominion (2022).....	2-3
Marshall (2022).....	2-3

By Winning Percentage (Overall)

Records reflect games vacated by NCAA

1. Appalachian State.....	.812
2. Troy.....	.622
3. James Madison.....	.600
Southern Miss.....	.600
5. Middle Tennessee %.....	.575
6. Louisiana.....	.570
7. Georgia Southern.....	.565
8. Arkansas State.....	.558
9. Coastal Carolina.....	.543
10. North Texas %.....	.477
Western Kentucky %.....	.477
12. Florida Atlantic %.....	.433
13. New Mexico State %.....	.431
ULM.....	.431
15. Old Dominion.....	.400
16. Georgia State.....	.400
Marshall.....	.400
18. FIU %.....	.383
19. Utah State %.....	.357
South Alabama.....	.357
21. Idaho %.....	.345
22. Texas State.....	.247

% Former Members

ON THE ROAD IN THE BELT

• Since the 2006 season the Trojans have been among the best in the league on the road in Sun Belt Conference games.

1. Appalachian State.....	25-8 (.758)
2. Louisiana.....	44-21 (.698)
3. James Madison.....	2-1 (.667)
Marshall.....	2-1 (.667)
5. Troy.....	39-26 (.600)
6. Coastal Carolina.....	11-10 (.524)
7. Georgia Southern.....	18-17 (.514)
8. Arkansas State.....	31-30 (.508)
9. Southern Miss.....	1-1 (.500)
Old Dominion.....	1-1 (.500)
11. Georgia State.....	14-22 (.389)
12. ULM.....	23-42 (.354)
13. South Alabama.....	9-32 (.220)
14. Texas State.....	7-29 (.194)

NCAA RANKINGS (131 RANKED)			
Offense.....	TROY.....	ARMY.....	
Rushing.....	121.....	2.....	
Passing.....	25.....	130.....	
Total.....	78.....	67.....	
Scoring.....	104.....	65.....	
Sacks Allowed.....	118.....	13.....	
Third Down Pct.....	111.....	28.....	
Fourth Down Pct.....	55.....	64.....	
Defense.....	TROY.....	ARMY.....	
Rush.....	21.....	122.....	
Pass Efficiency.....	13.....	106.....	
Total.....	25.....	83.....	
Scoring.....	12.....	80.....	
Sacks.....	16.....	104.....	
Tackles for Loss.....	41.....	129.....	
Third Down Pct.....	103.....	115.....	
Fourth Down Pct.....	103.....	51.....	
Returns.....	TROY.....	ARMY.....	
Punt.....	82.....	40.....	
Kickoff.....	114.....	98.....	
Punt Coverage.....	45.....	1.....	
Kickoff Coverage.....	54.....	23.....	
Miscellaneous.....	TROY.....	ARMY.....	
Net Punting.....	57.....	90.....	
Turnover Margin.....	77.....	95.....	
Turnovers Gained.....	49.....	119.....	
Time of Possession.....	41.....	34.....	
Rushing.....	Rank.....	Stat.....	
TROY..... DK Billingsley.....	-.....	55.2.....	
ARMY..... Tyson Riley.....	-.....	54.7.....	
Passing Efficiency.....	Rank.....	Stat.....	
TROY..... Gunnar Watson.....	59.....	139.4.....	
ARMY.....			
Passing Yards.....	Rank.....	Stat.....	
TROY..... Gunnar Watson.....	52.....	247.6.....	
ARMY.....			
Total Offense.....	Rank.....	Stat.....	
TROY..... Gunnar Watson.....	66.....	234.8.....	
ARMY..... Tyhier Tyler.....	-.....	75.4.....	
Receptions.....	Rank.....	Stat.....	
TROY..... Tez Johnson.....	-.....	4.4.....	
ARMY.....			
Receiving Yards.....	Rank.....	Stat.....	
TROY..... Tez Johnson.....	43.....	78.1.....	
ARMY.....			
Punting.....	Rank.....	Stat.....	
TROY..... Mike Rivers.....	39.....	43.2.....	
ARMY.....			
Punt Returns.....	Rank.....	Stat.....	
TROY.....			
ARMY.....			
Kickoff Returns.....	Rank.....	Stat.....	
TROY.....			
ARMY.....			
Scoring.....	Rank.....	Stat.....	
TROY..... Brooks Buce.....	-.....	6.6.....	
ARMY..... Quinn Maretzki.....	-.....	5.2.....	
Sacks.....	Rank.....	Stat.....	
TROY..... T.J. Jackson.....	26.....	0.72.....	
ARMY.....			
Tackles.....	Rank.....	Stat.....	
TROY..... Carlton Martial.....	10.....	10.5.....	
ARMY..... Leo Lowin.....	24.....	9.4.....	
Tackles for Loss.....	Rank.....	Stat.....	
TROY..... T.J. Jackson.....	14.....	1.4.....	
ARMY.....			
Total Interceptions.....	Rank.....	Stat.....	
TROY..... Markeis Colvin.....	64.....	2.....	
ARMY..... Broughton / Lowin.....	64.....	2.....	

THE SERIES

- This is the first-ever meeting between Troy and Army.
- Troy's only other appearances against a Service Academy came against Navy in 2011 and 2012; the Trojans split the series with the Midshipmen as both teams won at home.
- Troy is 5-4 all-time against the current FBS Independents -- the Trojans are 4-1 against New Mexico State and 1-0 against UMass.

UNIFORM COMBOS

- For the seventh straight year, the Trojans have updated their wardrobe. The Trojans have added a new white jersey to their rotation this year plus a black helmet and a silver helmet. Last year, it was the addition of a new black helmet.

	HELMET	JERSEY	PANTS
Ole Miss	Cardinal	White	Cardinal
Alabama A&M	Silver	Cardinal	Black
App State	Silver	White	White
Marshall	Black	Black	White
Western Kentucky	Black	Cardinal	Black
Southern Miss	Cardinal	Black	Cardinal
Texas State	Cardinal	Cardinal	White
South Alabama	Silver	White	Cardinal
Louisiana	Black	White	Black
Army			
ULM			
Arkansas State			

Record When (2022):
Helmet - Cardinal (2-1), Black (3-0), Silver (2-1)
Jersey - Cardinal (3-0), White (2-2), Black (2-0), Smoke (0-0)
Pants - Black (3-0), White (2-1), Cardinal (2-1), Smoke (0-0)

COMBINED WINS LAST SIX SEASONS

- Troy has won a combined 53 games since 2016, which is the 24th most nationally and eighth most among the G5. Troy's 38 wins in 2016-18 and 2022 are the seventh most in the country those four years.

Team	2016	2017	2018	2019	2020	2021	2022	Total
Alabama	14	13	14	11	13	13	7	85
Clemson	14	12	15	14	10	9	8	83
Ohio State	11	12	13	13	7	11	9	76
Georgia	9	13	10	12	8	14	9	75
Oklahoma	11	12	12	12	9	11	5	72
App State	11	9	10	13	9	10	5	67
Notre Dame	4	10	12	11	10	10	6	64
UCF	6	13	12	10	6	8	7	63
Oklahoma State	10	10	7	8	8	12	6	61
Boise State	10	11	10	12	5	7	6	61
Penn State	11	11	9	11	4	7	7	60
Wisconsin	11	13	8	10	4	9	5	60
LSU	10	9	8	15	5	6	7	60
Michigan	10	8	10	9	2	11	9	60
San Diego St.	7	10	11	10	4	12	5	59
Cincinnati	4	4	11	11	9	13	6	59
Memphis	8	10	8	12	8	6	4	56
Louisiana	6	5	7	11	10	13	4	56
Iowa	8	8	9	10	6	9	5	56
Utah	9	7	9	11	3	10	7	56
Army	8	10	11	5	9	9	3	55
Oregon	4	7	9	12	4	10	8	54
Washington	12	10	10	8	3	4	7	54
Troy	10	11	10	5	5	5	7	53
BYU	9	4	7	7	11	10	5	53
Florida	9	4	10	11	8	6	5	53
Kentucky	7	7	10	8	5	10	6	53
NC State	7	9	9	4	8	9	7	53
Texas A&M	8	7	9	8	9	8	3	52
Group of Five Teams								

IN-SEASON BIRTHDAYS

Kimani Vidal.....	Aug. 28 (21)
Jordan Stringer	Aug. 31 (19)
Deyunkrea Lewis	Sept. 1 (20)
Sterling Roberts	Sept. 7 (20)
* Joe Craddock	Sept. 7 (37)
* Eric McDaniel.....	Sept. 8 (32)
Devonte Ross.....	Sept. 9 (20)
Elijah Culp.....	Sept. 14 (20)
Sebastian Joseph.....	Sept. 17 (22)
Jamarcus Chatman	Sept. 16 (22)
Terry Thomas.....	Sept. 18 (21)
Jonas Woods.....	Sept. 20 (23)
Tyler Cappi.....	Sept. 21 (19)
DK Billingsley	Sept. 25 (25)
Riley Slaughter.....	Sept. 26 (19)
Tim Steward.....	Sept. 28 (23)
Grant Betts	Sept. 29 (23)
Keyshawn Swanson	Sept. 29 (22)
Kyler Gibson.....	Sept. 29 (19)
Tavares Williams	Sept. 30 (19)
Rajae' Johnson	Oct. 4 (24)
Willam Carn	Oct. 9 (20)
Brooks Buce.....	Oct. 12 (24)
O'shai Fletcher.....	Oct. 19 (23)
Jackson Blalock	Oct. 25 (20)
KJ Robertson.....	Oct. 30 (23)
* Gary Banks.....	Nov. 4 (41)
Jake Andrews	Nov. 11 (23)
Julian Peterson	Nov. 11 (20)
Camren Reese.....	Nov. 11 (20)
TJ Harris.....	Nov. 18 (24)
Jamonte Woods	Nov. 19 (23)
Nasir Pogue	Nov. 24 (19)
Jayden McDonald	Nov. 28 (23)
Sydney Solomon	Dec. 1 (26)
Resheed Wallace	Dec. 1 (23)
Luke Hodge	Dec. 3 (19)
Shakel Brown.....	Dec. 4 (24)
Christian Murphy.....	Dec. 7 (22)
Luis Medina	Dec. 6 (21)
Caleb Ransaw	Dec. 22 (20)
Zion Williams	Dec. 23 (24)
Demontrez Brown	Dec. 28 (23)
Brennan Milliron.....	Dec. 28 (23)

* Denotes Coaching Staff Member

Bold signifies game day

IMPRESSIVE WINNING STREAKS

• Since 2016, Troy has put together some of the most impressive winning streaks in the country.

• In 2016, Troy won seven straight games, which ranked as the fourth longest at the time. The Trojans also won the final seven games of the 2017 season to once again sit fourth nationally.

• From 2017 to 2018, Troy won seven straight road games until a loss at Liberty; that streak ranked as the second longest in the country.

• Troy had another impressive streak snapped late in 2018 as the Trojans saw their 13-game Sun Belt Conference winning streak broken at App State; the streak was the 13th longest in the country.

• Troy's current six-game winning streak is the six-longest active streak in the country; Troy's five-game SBC winning streak is tied for the ninth longest. Troy's six-game streak would be its longest since 2017.

THE SKINNY ON THE COIN TOSS

• Troy was 13-21 on coin tosses from 2019-21. The Trojans are 3-6 this season.

2022 Coin Toss

Opponent	W/L	Troy	Result
Ole Miss	L	Receive	Defer
Alabama A&M	W	Kick	Defer
App State	L	Receive	Defer
Marshall	L	Receive	Defer
Western Kentucky	L	Receive	Receive
Southern Miss	W	Kick	Defer
Texas State	L	Receive	Defer
South Alabama	W	Kick	Defer
Louisiana	L	Receive	Defer
Army			
ULM			
Arkansas State			

TROJANS VS. RANKED FOES

• The Trojans have faced a nationally-ranked opponent 30 times since moving to the FBS in 2001. Troy is 2-28 all-time against nationally ranked (FBS) opponents.

Year	Opponent	Rank	Result
2001	Nebraska	4	L, 14-42
2001	Miami	1	L, 7-38
2001	Maryland	15	L, 14-47
2002	Nebraska	9	L, 16-31
2002	Iowa State	21	L, 12-42
2003	Kansas State	7	L, 5-41
2003	Nebraska	12	L, 0-30
2004	* Missouri	17	W, 24-14
2004	LSU	17	L, 20-24
2006	Florida State	9	L, 17-24
2006	Nebraska	23	L, 0-56
2007	Arkansas	20	L, 26-46
2007	Florida	3	L, 31-59
2007	Georgia	10	L, 34-44
2008	Ohio State	13	L, 10-28
2008	LSU	19	L, 31-40
2009	Florida	1	L, 6-56
2009	Central Michigan	25	L, 41-44
2010	South Carolina	17	L, 24-69
2011	Arkansas	13	L, 28-38
2014	Georgia	13	L, 0-66
2015	Wisconsin	23	L, 3-28
2016	Clemson	2	L, 24-30
2017	LSU	22	W, 24-21
2018	* Boise State	22	L, 20-56
2019	* App State	22	L, 13-48
2020	BYU	18	L, 7-48
2020	* Coastal Carolina	11	L, 38-42
2021	Coastal Carolina	24	L, 28-35
2021	* Louisiana	24	L, 21-35
2022	Ole Miss	21	L, 10-28

* Home Game

TROJANS IN OVERTIME

Nov. 16, 2002	vs. Utah State	L, 16-19
Oct. 29, 2005	Louisiana	L, 28-31
Dec. 21, 2008	vs Southern Miss	L, 27-30
Jan. 5, 2010	vs Central Michigan	L, 41-44 (2OT)
Oct. 25, 2011	at FIU	L, 20-23
Aug. 31, 2013	vs. UAB	W, 34-31
Oct. 31, 2015	at Appalachian State	L, 41-44 (3OT)
OVERALL		1-6

HOW THE TEAM WAS BUILT

2017 Signing Class (3)

DK Billingsley, Orlando Lacey, Austin Stidham

2018 Signing Class (11)

Jake Andrews, Grant Betts, Demontrez Brown, Will Choloh, O'shai Fletcher, TJ Harris, AJ Lewis, AJ Pierce, KJ Robertson, Antonio Showers, Gunnar Watson

2019 Signing Class (7)

Christian Murphy, Dell Pettus, Devon Reaves, Javon Solomon, Reddy Steward, Jaden Warren, Jamontez Woods

2020 Signing Class (15)

Jabre Barber, Shakel Brown, Markeis Colvin, Derrick Graham, T.J. Jackson, Tez Johnson, Deyunkrea Lewis, Chase Little, Luis Media, Marcus Rogers, Logan Self, Darrell Starling, Tim Steward, Kimani Vidal, Zion Williams

2021 Signing Class (12)

Quayde Hawkins, Peyton Higgins, Clayton Ollendieck, Phillip Lee, Julian Peterson, Caleb Ransaw, Scott Taylor Renfore, Sterling Roberts, Deshon Stoudemire, Jordan Stringer, Damien Taylor, Jarris Williams

2022 Signing Class (15)

Markus Ferrell, Jeremiah Frazier, Kyler Gibson, Tyler Harvey-Fallows, Luke Hodge, Matthew Johnson, Sebastian Joseph, Daniel King, Blake Matthews, Nasir Pogue, Fabian Rogosch, Devonte Ross, Sydney Solomon, Kobe Williams, Jonas Woods

Four-Year Transfers (18)

Brooks Buce (Georgia), Deandre Butler (Jacksonville State), Kyle Cass (Mississippi State), Jamarcus Chatman (Florida State), Peter Costelli (Utah), Elijah Culp (Austin Peay), Jarret Doege (West Virginia), Richard Jibunor (Auburn), Buddha Jones (Kent State), RaeJae' Johnson (UAB), Buddha Jones (Kent State), Jayden McDonald (Iowa), Taiyon Palmer (NC State), Eric Shaw (South Carolina), Quentin Skinner (LSU), Charles Strong (Texas A&M), Rorrick Steward (Tuskegee - Walk-On), Michael Vice (Samford)

Walk-Ons Now Scholarship (3)

Carlton Martial, Craig Slocum, Keyshawn Swanson

Walk-Ons (40)

Miles Beaty, DeWhitt Betterson, Jackson Blalock, Jase Bradley, Browder Braswell, Robert Bruce, Carson Burt, John Butler, Tyler Cappi, Will Carn, Vady Clark, Kyle Coale, Rondell Cole, Carlos Crawford, Caden Cupp, DJ Epps, Jacob Foster, Tyler Founds, Jameson Holcomb, Jordan Killings, Zach Long, Tae Meadows, Gage Messick, Brennen Milliron, Tye Pouncey, Justin Powe, Cameron Reese, Mike Rivers, Caleb Robbins, Beau Sellers, Riley Slaughter, Jackson Thomas, Terry Thomas, Tyson Wall, Resheed Wallace, Russell Weeks, Collin Westfelt, Tavares Williams, Jaidyn Wilson, Nick Woolfolk

BY THE NUMBERS

Overall Record.....	7-2
Sun Belt.....	5-1
Non-Conference.....	2-1
Home	4-0
Road.....	3-2
Neutral.....	0-0
Scoring first.....	2-0
Opponent scoring first.....	3-2
Leading after first.....	3-0
Trailing after first.....	1-1
Tied after first.....	3-1
Leading at halftime.....	5-1
Trailing at halftime.....	2-1
Tied at halftime.....	0-0
Leading after third	4-0
Trailing after third.....	2-2
Tied after third.....	1-0
Overtime games	0-0
Against Top 25.....	0-1
Against Top 15.....	0-0
Against Top 10.....	0-0
On Natural Grass.....	0-1
On Field Turf.....	7-1
Scoring 0-10 points	1-1
Scoring 11-20 points.....	2-0
Scoring 21-30 points.....	2-1
Scoring 31-40 points.....	1-0
Scoring 41-50 points.....	1-0
Scoring 51+ points	0-0
Allowing 0-10 points.....	3-0
Allowing 11-20 points.....	3-0
Allowing 21-30 points.....	1-1
Allowing 31-40 points.....	0-1
Allowing 41-50 points.....	0-0
Allowing 51+ points	0-0
Rushing for 0-99 yards.....	1-2
Rushing for 100-199 yards	6-0
Rushing 200-299 yards.....	0-0
Rushing for 300+ yards.....	0-0
Allowing 0-99 rushing yards.....	6-0
Allowing 100-199 rushing yards	0-1
Allowing 200-299 rushing yards	1-1
Allowing 300+ rushing yards.....	0-0
Passing for 0-99 yards.....	0-0
Passing for 100-199 yards	1-0
Passing for 200-299 yards	4-1
Passing for 300-399 yards	1-1
Passing for 400+ yards.....	1-0
Allowing 0-99 passing yards.....	1-0
Allowing 100-199 passing yards	2-1
Allowing 200-299 passing yards	3-1
Allowing 300-399 passing yards	0-0
Allowing 400+ passing yards.....	1-0
Total offense 0-299 yards	1-0
Total offense 300-399 yards.....	2-2
Total offense 400-499 yards.....	3-0
Total offense 500+ yards.....	1-0
Allowing 0-299 yards total offense.....	4-0
Allowing 300-399 yards total offense.....	2-0
Allowing 400-499 yards total offense.....	1-2
Allowing 500+yards total offense	0-0
Having 100-yard rusher	2-0
Opp. having 100-yard rusher	2-1
No turnovers.....	0-0
One turnover.....	4-1
Two turnovers.....	1-1
Three+ turnovers	2-0
No takeaways.....	1-1
One takeaway	3-0
Two takeaways.....	2-0
Three+ takeaways.....	1-1
More than 30:00 of possession.....	4-1
Less than 30:00 of possession.....	3-1

POINTS ON THE BOARD

- Troy has been shutout just six times since moving to FBS in 2001 with three of those coming during the 2003 season.
- Troy has only been shutout once (North Texas, 2003) by a non-Power Five school -- the Trojans have played 198 straight games against non-Power Five schools without being shutout.
- Troy was shutout by Georgia, 66-0, on Sept. 20, 2014, which snapped a streak of 99 straight games without being shutout (Nebraska, 56-0, on Sept. 23, 2006).
- Troy's current overall streak stands at 103 games.

SUN BELT CHAMPS

- Troy's six Sun Belt championships ties Arkansas State for the most in conference history; the Red Wolves joined the Sun Belt three seasons before Troy.

Sun Belt Conference Titles by School

1.	Troy	6
	Arkansas State	6
3.	Appalachian State	4
	North Texas	4
	Louisiana	4
	Middle Tennessee	4
7.	ULM	1
	Georgia Southern	1
	Florida Atlantic	1
	FIU	1
	Coastal Carolina	1

TROJANS IN FRONT OF BIG CROWDS

- Seventeen of the top 20 attended games in Veterans Memorial Stadium history have come since 2012.
- Troy led the Sun Belt in attendance in 2018 for the first time in program history with an average 24,527 fans per game.
- Troy has set the single-season attendance record three times since 2012.
- Troy has hosted at least 20,000 fans in attendance in 27 of its last 28 home games (not counting 2020 with reduced capacity due to COVID-19).

Largest Veterans Memorial Stadium Crowds				
Crowd	Opponent	Date	Result	
1. 29,612	Boise State	9/1/18	L, 20-56	
2. 29,278	Alabama State	9/9/17	W, 34-7	
3. 29,013	Mississippi State	9/15/12	L, 24-30	
4. 27,514	Marshall	9/24/22	W, 16-7	
5. 27,324	Akron	9/23/17	W, 22-17	
6. 27,108	Southern Miss	9/14/19	L, 42-47	
7. 26,574	Missouri	9/9/04	W, 24-13	
8. 26,437	Arkansas State	9/28/19	L, 43-50	
9. 26,265	Alabama State	9/2/06	W, 38-0	
10. 26,211	South Alabama	11/6/21	W, 31-24	
11. 26,189	Alabama A&M	9/10/22	W, 38-17	
12. 26,017	Southern Miss	10/8/22	W, 27-10	
13. 26,000	Marshall	9/27/03	W, 33-24	
14. 25,782	Appalachian State	11/12/16	W, 28-14	
15. 25,767	Florida A&M	9/8/18	W, 59-7	
16. 25,211	South Alabama	10/11/17	L, 8-19	
17. 24,738	Louisiana	11/13/21	L, 21-35	
18. 24,714	Liberty	9/11/21	L, 13-21	
19. 24,631	Louisiana	11/3/18	W, 26-16	
20. 24,321	Navy	11/10/12	W, 41-31	

Largest Crowds for a Troy Game

Crowd	Opponent	Date	Result
1. 102,989	at Ohio State	9/20/08	L, 10-28
2. 99,879	at LSU	9/30/17	W, 24-21
3. 92,746	at Georgia	11/3/07	L, 34-44
	92,746 at Georgia	9/20/14	L, 0-66
5. 92,103	at LSU	11/15/08	L, 31-40
6. 90,349	at Florida	9/12/09	L, 6-56
7. 90,244	at Florida	9/8/07	L, 31-59
8. 89,493	at LSU	10/23/04	L, 20-24
9. 89,360	at Nebraska	9/15/18	W, 24-19
10. 84,799	at Nebraska	9/23/06	L, 0-56

TROY PLAYS THE BEST AROUND

- Troy has played the who's who of college football since moving to FBS in 2001.
- Troy has picked up victories over LSU, Nebraska, Oklahoma State, Missouri and Mississippi State and have put the scare into several teams including LSU (leading 31-10 in the fourth quarter in 2008) and Florida State (tied 17-17 with two minutes in fourth quarter in 2006).

Troy's Power 5 Conference Opponents

Arkansas (4)
Clemson (2)
Duke (2)
Florida (2)
Florida State
Georgia (2)
Georgia Tech
Iowa State
Kansas State
LSU (3)
Maryland
Miami
Minnesota
Mississippi State (5)
Missouri (4)
NC State
Nebraska (5)
Ohio State
Oklahoma State (3)
Ole Miss
South Carolina (4)
Tennessee
Virginia
Wisconsin

O P5, WHERE ART THOU

- The 2020 season marked the first for Troy since 2000 that the Trojans did NOT play a team from a Power 5 conference. The Trojans were scheduled for a home game against NC State and road game at Tennessee before the ACC & SEC altered their schedule models.
- Troy's match up with Ole Miss in the season opener is Troy's 27th (3-23) against the current members of the SEC. The Trojans have played an SEC school in 16 of 21 seasons since moving to the FBS ranks in 2001.
- Troy is 6-48 all-time against the current members of Power 5 conferences ... the only conference that Troy has not played a current or former member from is the Pac 12.
- Troy has at least one win over each of the four Power 5 conferences in which it has played a game against.
- Troy's last P5 win came in 2018 at Nebraska, while it's last SEC win came in 2017 at LSU.

TROY'S PRO PIPELINE

• Troy is home to the first underclassman to be drafted from the league when Jonathan Massaquoi was selected in the fifth round of the 2012 Draft.

• Massaquoi was the 33rd Trojan to be selected in the NFL Draft and the ninth in Troy's short history in the Sun Belt Conference.

• The Trojans have twice had players taken in the first round of the draft, with Leodis McKelvin (BUF, 11th overall) going in 2008 and DeMarcus Ware (DAL, 11th overall) going in 2005. Troy is also home to the highest selected offensive lineman in Sun Belt history in Antonio Garcia (NE, 85th overall, 2017).

Former Trojans in the NFL

Player	Team
Mario Addison	Buffalo Bills

Former Trojans in the CFL

Player	Team
Blace Brown	Saskatchewan Roughriders
Chandler Worthly	Montreal Alouettes

• Troy's NFL pipeline also includes six players who have recently retired. Osi Umenyiora, Jerrel Jernigan, DeMarcus Ware, Lawrence Tynes, Sherrod Martin, Steve McLendon and Leodis McKelvin have recently stepped away from the game.

• Troy players in Super Bowls has been a common sight recently. Since 2003, seven former Trojans have made 10 appearances in a Super Bowl. All told, 11 former Trojans have made 13 total appearance in the Super Bowl.

• Virgil Seay (Washington) 1983 (XVII) & 1984 (XVIII); Jack Peavey (Denver) 1988 (XXII); Kerry Jenkins (Tampa Bay) 2003 (XXXVII); Osi Umenyiora (NY Giants) 2008 (XLII) & 2012 (XLVI); Steve McLendon (Pittsburgh) 2011 (XLV) & (Tampa Bay) 2021 (LVI); Lawrence Tynes (NY Giants) 2012 (XLVI); Jerrel Jernigan (NY Giants) 2012 (XLVI); DeMarcus Ware (Denver Broncos) 2016 (50); Mario Addison (Carolina Panthers) 2016 (50).

• Former Troy quarterback Kaleb Barker led the Northern Arizona Wranglers to a 15-4 record and the Indoor Football League title in 2022 as a rookie.

NEW COACHES

• As expected with a new head coach in charge, Troy's overall coaching staff saw an overhaul as well.

• Bam Hardmon (bandits/spears) and Gary Banks (receivers) are the only two full time coaches to return from last year's staff. Al Pogue was originally set to return for 2022, but accepted a position on the Missouri staff.

• Off the field, Rusty Whitt (strength), Jamaal Smith (chief of staff) and Caleb Ross (director of operations) all remained on staff.

• Troy's staff features a pair of Trojan alums in Gary Banks and Evan McKissack.

• OL coach Cole Popovich spent six seasons with the New England Patriots and is the owner of two Super Bowl rings.

TROY IN SEASON OPENERS

• The Trojans are 11-11 in season openers since moving to the FBS in 2001.

• Troy is 54-42-6 all-time in season openers and 19-11 as a NCAA Division I (FCS & FBS) member (1993-present).

PLAYS PER GAME

• Troy's plays per game have taken a steady decrease each of the last three seasons and that trend will be interesting to follow in 2022 as the Trojans move to a Pro Style offense under OC Joe Craddock.

• Troy ranked 15th nationally in 2019 averaging 73.58 plays per game and had two games in which it ran 92-plus plays.

• Troy slipped to 44th nationally in 2020 averaging 71.27 plays per game. The Trojans ran 93 plays in the season opener and hit the 81 play mark three times.

• The 2021 season saw a dramatic drop as Troy ranked 100th nationally averaging just 65.42 plays per game. The Trojans ran just 40 plays against App State and 49 against Liberty with a season-high 76 coming in the season finale.

• Troy went off script in the opener running 81 plays, which ranked as the 11th most in the country.

• Troy ran 70 plays against Alabama A&M and it dropped to 65 plays against App State. Troy had just nine offensive possessions in the game at App State, which included the final drive where the Trojans tried to run out the clock.

• Troy ran a season-low 56 plays against Marshall, but racked up 421 yards for a 7.5 yards-per-play average, it's highest output of the season.

• After nine games, Troy is 81st at 66.78 plays per game.

• Troy ranks 45th nationally with 49.58 percent of its plays being passing plays ... that number dropped from fourth, to sixth, to 14th, to 20th, to 26th, 33rd and to 50th ... the Louisiana game marked the first time the number dropped..

• On the flip side, Troy's defense has been on the field for the 42nd most plays in the country per game; Troy opponents are averaging 70.56 plays per game.

• Troy's plays per game -- Ole Miss (81), Alabama A&M (70), App State (65), Marshall (56), Western Kentucky (76), Southern Miss (59), Texas State (62), South Alabama (60), Louisiana (71).

TROJANS WITH DEGREES

• Entering the season, 12 current players have already received their undergraduate degree from Troy.

• Grant Betts, DK Billingsley, Shakel Brown, Brooks Buce, Kyle Coale, Rajae' Johnson, Orlando Lacey, Carlton Martial, KJ Robertson, Craig Slocum, Austin Stidham and Zion Williams.

• Additionally, 14 following players are on track to graduate this fall with two earning their master's degree

• Jake Andrews, DK Billingsley (master's), Demontrez Brown, Brooks Buce, Deandre Butler, Richard Jibunor, A.J. Lewis, Brennen Milliron, Dell Pettus, A.J. Pierce, Marcus Rogers, Austin Stidham (master's), Charles Strong, and Gunnar Watson.

START CHARTS

Offense	2022	Current Streak	Career
Austin Stidham, OL	9	24	57
Jake Andrews, OL	9	32	31
Grant Betts, OL	8	32	31
A.J. Lewis, TE	-	-	25
Gunnar Watson, QB	7	1	22
Kimani Vidal, RB	9	16	21
Deandre Butler, OL	9	10	18
Jabre Barber, WR	5	-	17
Tez Johnson, WR	4	3	15
Deshon Stoudemire, WR	9	14	13
DK Billingsley, RB	-	-	10
Deyunkrea Lewis, TE	1	-	10
Derrick Graham, OL	-	-	9
Daniel King, OL	9	9	8
Marcus Rogers, WR	9	9	8
Clayton Ollendieck, TE	9	6	6
Demontez Brown, WR	-	-	3
Jarret Doege, QB	2	-	2
Michael Vice, TE	1	-	1
Jamonte Woods, RB	-	-	1

Defense	2022	Current Streak	Career
Carlton Martial, LB	8	6	52
Will Choloh, DT	9	44	44
Dell Pettus, S	9	42	42
T.J. Harris, SPR	9	18	39
KJ Robertson, LB	8	7	29
Reddy Steward, CB	9	21	27
Javon Solomon, BAN	2	-	19
O'shai Fletcher, CB	4	4	19
Craig Slocum, S	9	9	19
Jayden McDonald, LB	2	-	13
Richard Jibunor, BAN	7	6	11
Buddah Jones, DT	9	9	11
Elijah Culp, CB	-	-	10
Antonio Showers, DE	3	-	8
T.J. Jackson, DE	6	6	6
Luis Medina, NT	-	-	5
Caleb Ransaw, CB	5	-	5
Shakel Brown, NT	-	-	4
Zion Williams, CB	-	-	4
A.J. Pierce, NT	-	-	2

Specialist	2022	Current Streak	Career
Brooks Buce, K	9	21	21
Kyle Coale, P/KOS	-	-	12
Mike Rivers, P	9	9	9
Quentin Skinner, LS	8	7	8
Caleb Robbins, LS	1	-	1


Longest Active Streak:

Will Choloh, DT	44
Dell Pettus, S	42
Jake Andrews, OL	32
Grant Betts, OL	32
Austin Stidham, OL	24
Reddy Steward, CB	21
Brooks Buce, K	21

Most Career Starts:

Austin Stidham, OL	57
Carlton Martial, LB	52
Will Choloh, DT	44
Dell Pettus, S	42
T.J. Harris, SPR	39
Jake Andrews, OL	32
Grant Betts, OL	32
KJ Robertson, LB	29
Reddy Steward, CB	27
A.J. Lewis, TE	25
Gunnar Watson, QB	23
Kimani Vidal, RB	22
Javon Solomon, DE/BAN	20

SERIES INFORMATION



Overall: First Meeting

At Troy: 0-0

At West Point: 0-0

Neutral Sites: 0-0

Current Streak: -

Jon Sumrall vs. Army: 0-0

Jeff Monken vs. Troy: 0-0

First Meeting: -

Last Meeting: -

SERIES RESULTS

Year	W/L	Site	Score
------	-----	------	-------

TROY VS. FBS INDEPENDENTS

Opponent	GP	W	L
Army	0	0	0
BYU	1	0	1
Liberty	2	0	2
New Mexico State	5	4	1
Notre Dame	0	0	0
UMass	1	1	0
Total	9	5	4

SUMRALL VS. FBS INDEPENDENTS

Opponent	GP	W	L
Army	0	0	0
BYU	0	0	0
Liberty	0	0	0
New Mexico State	0	0	0
Notre Dame	0	0	0
UMass	0	0	0
Total	0	0	0

TROJANS ON THE PRESEASON ALL-SUN BELT TEAM

- Offensive lineman Austin Stidham and wide receiver Tez Johnson represented Troy on the first team offense, while defensive linemen Will Cholah and Javon Solomon, along with linebacker Carlton Martial were first team selections on defense. Defensive lineman Richard Jibunor and defensive back TJ Harris earned second team nods to round out Troy's selections.

- The Trojans' three first team defensive selections and five overall defensive picks were the most in the Sun Belt; no other school had more than three defensive players on both teams combined. Troy's seven overall selections were third only to App State and Georgia State's eight picks.

- The Trojans were picked to finish third in the Sun Belt West Division.

WATCH LIST SZN

- Several Trojans were named to preseason watch lists with junior linebacker Carlton Martial earning the majority of the nods.

Jake Andrews

Rimington Trophy Watch List

Will Cholah

Outland Trophy Watch List

Richard Jibunor

Senior Bowl

Carlton Martial

The Athletic All-America Second Team
Action Network All-America Second Team
Pro Football Network All-America Second Team
Chuck Bednarik Award Watch List
Butkus Award Watch List
Bronko Nagurski Watch List
Lombardi Award Watch List
Senior Bowl

Javon Solomon
Lombardi Award Watch List
Pro Football Network All-America Honorable Mention
Bronko Nagurski Watch List

Austin Stidham

Outland Trophy Watch List
Campbell Trophy Nominee

Kimani Vidal

Doak Walker Watch List

Craig Slocum

Wuerffel Trophy Watch List

RADIO AFFILIATES

Crestview, Fla. - WAAZ-FM 104.7
Dothan - WOOF-AM 560
Enterprise - WVVL-FM 101.1
Foley - WHEP-FM 92.5
Foley - WHEP-AM 1310
Huntsville - WUMP-AM 730
Huntsville - WUMP-FM 103.9
Montgomery - WTXK-FM 107.5
Montgomery - WTXK-AM 1210
Opp - WOPP-AM 1290
Troy - WTBF-FM 94.7
Tuskegee/Tallassee - WACQ-FM 101.1
Tuskegee/Tallassee - WACQ-AM 580

10 WINS IN THREE STRAIGHT SEASONS

- Troy joined a small list of teams that have won 10 games in back-to-back-to-back seasons as a member of the Group of Five since 2002.

- Troy is one of just 11 programs from a Group of Five Conference since 2002 to win 10 or more games in three straight seasons.

- Head coach Jon Sumrall was an assistant coach on two of those three teams (2016-17) before departing for Ole Miss for the 2018 season.

Troy

2016 (10), 2017 (11), 2018 (10)

Boise State

2011 (12), 2012 (11) | 2016 (10), 2017 (11), 2018 (10), 2019 (12) | 2006 (13), 2007 (10), 2008 (12), 2009 (14), 2010 (12), 2011 (12), 2012 (11) | 2002 (12), 2003 (13), 2004 (11)

BYU

2006 (11), 2007 (11), 2008 (10), 2009 (11)

Cincinnati

2007 (10), 2008 (11), 2009 (12)

Louisiana

2019 (11), 2020 (10), 2021 (13)

Marshall

2013 (10), 2014 (13), 2015 (10)

Northern Illinois

2010 (11), 2012 (12), 2013 (12), 2014 (11)

San Diego State

2015 (11), 2016 (11), 2017 (10)

TCU

2002 (10), 2003 (11) | 2005 (11), 2006 (11) | 2008 (11), 2009 (12), 2010 (13), 2011 (11)

UCF

2012 (10), 2013 (12) | 2017 (13), 2018 (12), 2019 (10)

Utah

2003 (10), 2004 (12) | 2008 (13), 2009 (10), 2010 (10)

BLAZING OUT OF THE GATES

- Troy burned up the scoreboard in its first game of the season from 2019-21.

- Troy's 55 points in the 2021 opener against Southern ranked as the fourth most in a season opener.

- Troy scored 47 points at Middle Tennessee in the 2020 opener, which was Troy's sixth most all-time in a season opener (at the time), most in a season opener on the road since 1996 and the most against an FBS team.

- In 2019, Troy's 43 points against Campbell was its second most (at the time) in a season opener since 1996.

- Troy averaged 48.3 points in its three season openers from 2019-21.

Most Points in a Season Opener

1.	1932	62	Southern Union
2.	1996	61	Alcorn State
3.	2016	57	Austin Peay
4.	2021	55	Southern
5.	1968	49	Samford
6.	1966	48	Gordon Military
7.	2020	47	Middle Tennessee
8.	2019	43	Campbell

TROY'S NEW CRIB

• Troy officially moved into its new North End Zone Facility on Aug. 15, 2018, the first day of classes on campus.

• Troy began construction on a North End Zone Football Facility following the completion of the 2016 football season.

• The \$24 million facility provides the Troy football program with over 70,000 square feet of space for student-athletes, staff and fans. Additionally, a 35-by-90-foot video board and 400 new club seats were included in the project. The facility is located 30 feet off the backline in the north end zone of Veterans Memorial Stadium and will be three floors.

Student-Athletes:

The North End Zone Football Facility features a new 5,000-square foot locker room, strength and conditioning center, athletic training facility, nutritional "fueling station", mud room with cool down plunge pool and team lounge.

Football Staff:

The North End Zone Football Facility features offices for the football staff and meeting rooms with state-of-the-art video technology.

Fans:

The North End Zone Football Facility will feature 400 new club seats that will provide an excellent vantage point of the game as well as access to exclusive concessions and parking areas. Additionally, fans will enjoy the new 35-by-90-foot video board.

102ND SEASON OF TROY FOOTBALL

• The 2020 season was special for the Trojans as it marked the 100th season of Troy Football.

• Troy celebrated 100 years of football in 2008 but because of World War I and World War II and an unknown reason in 1929, Troy didn't play games for 12 seasons during that time.

• Troy did not allow a point in its inaugural season (1909) and shutout its opponents in nine of its first 14 games over a four-season stretch.

Troy Football by the Numbers

Seasons	102
Wins	560
National Championships	3
Conference Championships	21
Head Coaches	23
Postseason Appearances	31
NCAA DII Seasons	21
NCAA DII Playoff Appearances	3
NCAA FCS Seasons	10
NCAA FCS Playoff Appearances	7
NCAA FBS Seasons	19
FBS Bowl Appearances	8
All-Americans	44
All-Conference Selections (Since 1970)	414
All-Sun Belt Selections	227
Super Bowl Champions	8

TROY IN THE POLLS

• When Troy made an appearance in the AP Top 25 on Nov. 13, 2016, it marked the first time in Troy's history that it appeared in either major poll.

• Troy also became the first Sun Belt team to ever appear in the national rankings.

• Troy's final positioning in the AP and Coaches Poll in 2017 were both program highs. The Trojans finished with 14 points, good for No. 31, in the AP Poll, and 40 points, good for No. 27, in the Coaches Poll.

• Troy's preseason votes in the 2018 AP Poll were the first in school history in the initial poll of the season, while the preseason coaches votes are the most in school history.

BATTLE FOR THE BELT

• "The Battle for the Belt" was created by both school's SGAs prior to the 2015 season.

• Troy leads the all-time series 8-3 and the Trojans lead the series 6-2 since the introduction of The Belt.

• Troy's 37-13 win in 2019 marked the first time that the home team had won the game since the The Belt was introduced. In fact, it was the first time that The Belt didn't change hands after the game.

• When the Sun Belt split into divisions for the 2018-21 seasons, Troy (East) and South Alabama (West) were split apart; however, a league-wide agreement allowed the game to continue each year as a permanent cross-divisional opponent.

• Troy has won five straight meetings against its rival with the victories coming by a combined 145-60 margin.

• The Trojans have limited the Jags to just 295.8 yards per game during the five-game winning streak.

• Troy and South Alabama have played two games at Hancock Whitney Stadium; Troy has limited South Alabama to no touchdowns, two field goals, 3.0 points per game, 44.0 rushing yards per game and 242.5 yards per game.

GIANT KILLERS

• For a second straight season and for the fifth time since moving to the FBS level, Troy knocked off a team from a Power Five Conference when the Trojans defeated Nebraska, 24-19, in 2018.

• There is at least one member of the current coaching staff that was either a player or coach in four of the five victories -- 2001 vs. Mississippi State (N/A), 2004 vs. Missouri (J. Smith), 2007 vs. Oklahoma State (J. Smith), 2017 vs. LSU (J. Sumrall, B. Hardmon, J. Smith); 2018 vs. Nebraska (B. Hardmon, J. Smith).

• In the five victories, Troy forced a combined 19 turnovers -- Mississippi State (4), Missouri (3), Oklahoma State (5), LSU (4) and Nebraska (3).

• In four of the five victories, Troy had a big special teams play -- Missouri (Blocked Punt), Oklahoma State (Blocked PAT, Punt Return TD), LSU (Whistle Field Goal at End of First Half) and Nebraska (Punt Return TD).

NATIONAL POLLS**ASSOCIATED PRESS - WEEK 11**

Rk.	School (1st)	Rec.	Pts.
1	Georgia (62)	9-0	1574
2	Ohio State (1)	9-0	1500
3	Michigan	9-0	1455
4	TCU	9-0	1361
5	Tennessee	8-1	1339
6	Oregon	8-1	1258
7	LSU	7-2	1132
8	USC	8-1	1061
9	UCLA	8-1	1040
10	Alabama	7-2	1009
11	Ole Miss	8-1	962
12	Clemson	8-1	938
13	Utah	7-2	881
14	Penn State	7-2	735
15	North Carolina	8-1	676
16	Tulane	8-1	607
17	NC State	7-2	547
18	Texas	6-3	399
19	Liberty	8-1	358
20	Notre Dame	6-3	316
21	Illinois	7-2	262
22	UCF	7-2	257
23	Kansas State	6-3	247
24	Washington	7-2	187
25	Florida State	6-3	78

Others Receiving Votes: Cincinnati 74, Kentucky 61, Coastal Carolina 46, Wake Forest 34, Oklahoma State 21, Baylor 19, Kansas 10, Mississippi State 8, South Carolina 6, Troy 5, UTSA 5, Oregon State 3, Louisville 3, San José State 1

USA TODAY / COACHES - WEEK 11

Rk.	School	Rec.	Pts.
1	Georgia (61)	9-0	1572
2	Ohio State	9-0	1505
3	Michigan (2)	9-0	1447
4	TCU	9-0	1355
5	Tennessee	8-1	1284
6	Oregon	8-1	1272
7	USC	8-1	1140
8	LSU	7-2	1082
9	Ole Miss	8-1	1056
10	UCLA	8-1	988
11	Alabama	7-2	973
12	Clemson	8-1	896
13	Utah	7-2	888
14	North Carolina	8-1	737
15	Penn State	7-2	717
16	NC State	7-2	568
17	Tulane	8-1	555
18	Texas	6-3	368
19	Liberty	8-1	366
20	Illinois	7-2	302
21	UCF	7-2	273
22	Kansas State	6-3	243
23	Washington	7-2	175
24	Kentucky	6-3	173
25	Notre Dame	6-3	133

Others Receiving Votes: Coastal Carolina 77, Cincinnati 70, Oklahoma State 53, Wake Forest 53, Baylor 46, Florida State 22, Syracuse 20, Kansas 12, Mississippi State 11, Troy 10, Louisville 9, UTSA 6, Pittsburgh 4, Minnesota 4, South Carolina 3, Oregon State 3, Maryland 3, Boise State 1

STRENGTH COACH FORMER US SPECIAL OPS

• Troy strength coach Rusty Whitt had a decorated career as a Special Forces Sergeant in the United States Army. He served as a Senior Special Forces Communication Sergeant in the 10th Special Forces Group and was a member of the U.S. Army from August 2003 to January 2009 where he was deployed to Iraq as part of Operation Iraqi Freedom (OIF) V and VI.

• He developed and initiated a comprehensive pre-deployment conditioning program for his Special Forces Team prior to and during OIF V and VI. He received a combat infantry badge, two Iraqi campaign medals and an Army commendation medal with valor.

• Enlisted in the Army after watching the horrific events of 9/11 unfold while the head strength coach at Sam Houston State.

TROJAN TRENDS

Notable Trends Since 2015*

More than 400 Yards of Offense.....	37-7
Rushing for 150+ Yards.....	30-2
Rushing for 200+ Yards.....	15-0
Scoring 21-Plus Points.....	53-13
Scoring 28-Plus Points.....	43-8
Scoring 35-Plus Points.....	30-5
Scoring 40-Plus Points.....	19-3
Scoring 50-Plus Points.....	10-0
Scored First.....	40-12
Win the First Half.....	50-4
Win the 1st Quarter.....	42-5
Allowed Less than 100 Rushing Yards.....	30-2
Allowed Less than 150 Rushing Yards.....	42-11
Allowed Less than 35 Points.....	57-16
Allowed Less than 17 Points.....	25-0
Allowed Less than 14 Points.....	18-0
Allowed Less than 10 Points.....	13-0
Allowed Less than 300 Total Yards.....	22-2
Outrushing Opponent.....	47-6
Turnover Margin of +1 or Greater.....	38-5
Turnover Margin of +2 or Greater.....	22-1
Turnover Margin of +3 or Greater.....	12-0
Turnover Margin of +4 or Greater.....	8-0
Allowed 35+ Points.....	0-21
Allowed 40+ Points.....	0-15
Scored Less than 24 Points.....	7-27
Scored Less than 21 Points.....	4-24
Scored Less than 17 Points.....	4-20
Scored Less than 14 Points.....	2-16
Less than 100 Rushing Yards.....	6-22
Shutout in First Quarter.....	5-13
Trailing at Halftime.....	6-31

Notable Trends Since 2004 (Joined SBC)

200+ Rushing Yards.....	43-2
250+ Rushing Yards.....	21-0
30+ Points Scored.....	86-24
40+ Points Scored.....	45-5
50+ Points Scored.....	13-0
Less Than 24 Points Allowed.....	92-15
+1 Turnover Margin or Greater.....	69-20
+2 Turnover Margin or Greater.....	42-8
+3 Turnover Margin or Greater.....	22-1
Allow Less Than 100 Rushing Yards.....	56-5
One or More Special Teams TDs.....	16-6
Block a Kick.....	17-10
Red Zone Trip Advantage.....	86-26
Less Than 24 Points Scored.....	14-63
35+ Point Allowed.....	3-58
-3 Turnover Margin or Greater.....	1-25

* Jon Sumrall joined Troy staff as an assistant in 2015 under then head coach Neal Brown.

TOP SPEED TROJANS

• Thanks to the state-of-the-art technology through Catapult, Troy's strength and conditioning staff, led by Rusty Whitt, is able to track many different aspects about Troy's players including their top speed.

• Whitt measures top speed at 30 yards with world-class sprinters averaging 27 miles per hour.

• Troy had 11 players at 20 MPH or higher last year, this summer Troy registered 33 players at 21 MPH or higher.

• As a comparison, here are a few NFL top speeds from in-game (2021) compiled by NFL Next Gen Stats -- Jonathan Taylor (22.13), Marquez Valdes-Scantling (22.09) and Patrick Surtain (22.07).

Troy Top Speeds at 30 Yards

1. Marcus Rogers, WR	22.24
2. John Butler, S	22.23
3. Demontrez Brown, WR	21.00
4. Tez Johnson, WR	21.99
Tae Meadows, RB	21.99
Christian Murphy, SPR	21.99
Dell Pettus, S	21.99
Caleb Ransaw, CB	21.99
Devonte Ross, WR	21.99
Keyshawn Swanson, S	21.99
Terry Thomas, LB	21.99
Kimani Vidal, RB	21.99
Jamonte Woods, RB	21.99

PUSHING WEIGHT

• Troy's players are stronger than ever thanks to Rusty Whitt and his staff's ... below are some player highlights.

• As team, Troy's averages across the board are up from a year ago. PC +23, SQ +20, B +16, DL +40

Key - PC (Power Clean); SQ (Squat), B (Bench), DL (Dead Lift) -- Numbers following the weight are the increase from last season

OL Jake Andrews

415 +10 (PC), 600 +15 (SQ), 450 +10 (B), 585 (DL)

OL Grant Betts

350 (PC), 500 (SQ), 405 (B), 560 +15 (DL)

DL Shakel Brown

340 (PC), 585 +85 (SQ), 440 +35 (B), 620 +85 (DL)

DT Will Cholo

365 +40 (PC), 575 +25 (SQ), 445 +25 (B), 640 +25 (DL)

LB Carlton Martial

315 (PC), 500 (SQ), 585 +20 (DL)

DT Luis Medina

330 (PC), 620 (SQ), 440 (B), 700 +25 (DL)

S Dell Pettus

335 +10 (PC), 520 (SQ), 365 +15 (B), 560 +15 (DL)

LB KJ Robertson

330 (PC), 550 (SQ), 350 (B), 500 (DL)

S Craig Slocum

315 +15 (PC), 480 +30 (SQ), 330 (B), 600 +55 (DL)

S Keyshawn Swanson

315 +80 (PC), 450 +25 (SQ), 315 (B), 600 +55 (DL)

LB Terry Thomas

330 +55 (PC), 565 +20 (SQ), 350 +20 (B), 550 +50 (DL)

RB Kimani Vidal

320 (PC), 560 (SQ), 375 +25 (B), 520 (DL)

PUT THEM IN THE HALL

• A trio of former Trojans -- two players and head coach -- are on the current College Football Hall of Fame ballot.

Larry Blakeney

One of seven FBS coaches on the ballot ... led Troy to 178 wins over his 24 years as head coach and guided the Trojans from NCAA Division II status to the highest level of college football during his career. The all-time winningest coach in Sun Belt Conference history, Blakeney earned four conference coach of the year honors (two Sun Belt and two Southland), led his team to eight conference championships in 16 seasons as a member of a conference, five bowls games and trips to the FCS Playoffs in seven of eight seasons. Blakeney coached 14 All-Americans during his career and 86 of his players earned first team all-conference honors.

Al Lucas

One of 99 players on the ballot from the divisional ranks ... A two-time All-American and the 1999 Buck Buchanan Award winner, Lucas was a true force on Troy's defensive line during the late 1990s. A unanimous All-America selection following his senior year in 1999, Lucas finished the season with 129 tackles and 20 tackles for loss, which rank as the ninth and third most in a single-season in school history, respectively. Lucas earned All-America honors as a junior after recording 65 tackles, 13 tackles for loss and 4.5 sacks. The Trojans also used Lucas on offense in goal line situations and he rushed for nine touchdowns on 26 carries. Lucas, who played 20 games for the Carolina Panthers in the NFL, tragically passed away at the age of 26 from an injury suffered on April 10, 2005, in an AFL game. The AFL renamed its Hero Award to the Al Lucas Award, while the Maxwell Football Club has named its AFL Player of the Year award in his honor.

Freddie Thomas

One of 99 players on the ballot from the divisional ranks ... From walk-on to two-time All-American, Thomas is a true success story in the history of Troy Athletics. Simply known as "Bootsy", Thomas earned Kodak All-America honors his junior season after recording 85 tackles, five interceptions, eight pass break ups and a blocked punt. He parlayed his outstanding junior season into an even better senior campaign where he was named captain of the 1987 NCAA Division II National Championship squad. Thomas was a Consensus All-American that season as he finished with 85 tackles and an interception from his safety position. Thomas currently ranks 12th all-time in Troy history with 11 career interceptions, while checking in at 18th in total tackles and 20th in assisted tackles.

WHAT'S RETURNING

• Troy returns 11 starters on offense losing just center Dylan Bradshaw and wide receiver Reggie Todd and nine on the defense side of the football losing safety Kyle Nixon and defensive end John Hines.

Offensive Breakdown

Rushing Yards - 74.5 percent

Passing Yards - 56.3 percent

Receiving Yards - 71.3 percent

Offensive Line Starts - 76.6 percent

Defensive Breakdown

Tackles - 82.2 percent

Tackles for Loss - 83.3 percent

Sacks - 92.1 percent

Interceptions - 93.8 percent

Pass Break Ups - 91.7 percent

ROSTER MAINTENANCE

• Due to COVID-19 during the 2020 season, all players were granted an extra year of eligibility by the NCAA.

• Troy elected to NOT move forward players' eligibility years on the roster from last year to accurately reflect how many years of playing time players have left, e.g. Kimani Vidal is listed as a sophomore and he has four years to play three; Buddha Jones is listed as a junior and he has three years to play two.

• A handful of Trojans have decided to take advantage of the sixth-year of eligibility granted to them by the NCAA - Antonio Showers, Craig Slocum, Will Cholah, KJ Robertson, TJ Harris, Jarret Doege, Brooks Buce, Zion, Williams, Orlando Lacey, DK Billingsley, Shakel Brown, Rorrick Steward, Mike Rivers, Nick Woolfolk, Deandre Butler and Austin Stidham.

TROY IN SEASON OPENERS - PART II

• The Trojans are 11-11 in season openers since moving to the FBS in 2001 ... Troy won three straight openers from 2019-21, but have now dropped five of its last six season openers against FBS opponents.

• Troy has opened a season on the road 14 times since moving to the FBS level and the Trojans are 4-10 in those games.

2001	Nebraska	L, 14-42
2002	Nebraska	L, 16-31
2003	Kansas State	L, 5-41
2004	Marshall	W, 17-14
2007	Arkansas	L, 26-46
2008	Middle Tennessee	W, 31-17
2009	Bowling Green	L, 14-31
2011	Clemson	L, 19-43
2012	UAB	W, 39-29
2014	UAB	L, 10-48
2015	NC State	L, 21-49
2017	Boise State	L, 13-24
2020	Middle Tennessee	W, 47-14
2022	Ole Miss	L, 10-28

• Troy is 54-42-6 all-time in season openers and 19-11 as a NCAA Division I (FCS & FBS) member (1993-present).

TROY INKS SEVERAL HOME-AND-HOME DEALS

• Troy has signed some premier home-and-home deals over the recent years.

• The Trojans have upcoming/current home-and-home series with NC State (2015 & 2028); UMass (2027, 30); Southern Miss (2021, 24, 28, 29); Mississippi State (2026, 27); Memphis (2024, 25); Western Kentucky (2022,23); UAB (2028, 29, 32, 33); Army (2022, 23, 30, 31).

• Additionally, Troy has played host to Missouri (2004), Oklahoma State (2007), Mississippi State (2012), Navy (2012), Duke (2014) and Boise State (2018) in recent years.

SMARTY PANTS

• In addition to being an outstanding player on the field, two-time All-Sun Belt First Team selection, left tackle Austin Stidham is an outstanding student in the classroom.

• Stidham is a two-time CoSIDA Academic All-American earning it for the 2020 and 2021 seasons; he was the first Troy football player to ever earn the honor and just the fifth two-time All-American in Troy history.

• Graduated with a degree in biology/biomedical sciences with a 3.92 GPA, made just four Bs his entire academic career. Pursuing his master's degree in education; passed up lucrative medical career to go into STEM education.

• Named a finalist for the 2022 Campbell Trophy presented by the National Football Foundation. Receives \$18,000 post-graduate scholarship and trip to Las Vegas on Dec. 6 for the award show. The winner receives a \$25,000 scholarship and a trip to the Heisman Trophy Dinner Gala.

• Sophomore Kimani Vidal was also recognized for his academic work earning CoSIDA Academic All-District recognition for his 3.54 GPA in his pursuit of a degree in exercise science.

BALL POSSESSION

• After ranking 117th out of 130 teams in 2021 averaging 27:39 in time of possession, the Trojans ranked fifth after their first game in 2022.

• Troy held the ball for 36:58 in the opener at Ole Miss. Troy had a 3:58 advantage in the opening half and a 9:58 advantage in the second half.

• The Trojans controlled the ball for 11:25 in the fourth quarter and 10:05 in the first quarter.

• The trend corrected itself in week two with Troy possessing the ball for 25:58, pushing the season total close to the 30 minute mark.

• App State won the TOP battled 32:08, despite Troy controlling the ball for 11:35 in the first quarter. The Mountaineers held the ball for more than nine minutes in each of the final three quarters.

• Troy has won the TOP battle 5-of-9 games this season, including in four of the last five games. Troy has had a 6-minute advantage in three games - Ole Miss (13:56), Southern Miss (9:36) and South Alabama (6:48).

BOWL ELIGIBLE

• Thanks to its win at South Alabama, Troy reached bowl eligibility for the 11th time in program history at first since 2018.

• If Troy plays in a bowl in 2022, it will be the ninth bowl game at the FBS level in school history. Troy was bowl eligible in 2007 (8-4) and 2013 (6-6) but did not receive a bowl invitation.

• Troy has won four straight bowl games - 2010, 2016, 2017, 2018.

OFFENSE NOTES

OFFENSE QUICK HITTERS

• Troy has played some of the top defenses in the country this season ... Troy's FBS opponents average out to rank 33.4 in scoring defense, 37.1 in total defense, 37.7 in rush defense and 51.7 in passing defense.

• Troy ranks 16th nationally with 41 passes of 20-plus yards this season, sixth with 21 passes of 30-plus yards and 15th with eight passes of 40-plus yards.

• Troy has done a decent job answering opponent scores ... the Trojans have scored on 36.0 percent (9-of-25) on drives following an opponent score, the national average is 31.5 percent. Troy scored on 3-of-5 drives at WKU in

this situation and on 3-of-4 drives at App State. • Troy has passed for 2,555 yards through the first nine games this season, which is the seventh-most since Troy moved to the DI level in 2001; the Trojans' total heading into the South Alabama game was the second-highest in the school's FBS history.

• Troy is averaging 9.00 points in the fourth quarter this season ... 1Q - 3.33, 2Q - 5.67, 3Q - 4.67. Troy's fourth quarter average ranks 31st nationally, while Troy's 9.0 points in the first half ranks 120th.

• Troy ranks 14th nationally with 65.2 percent of its touchdowns (15-of-23) covering 10 or more yards ... 11th among teams with at least 20 touchdowns.

• DK Billingsley now has 497 yards and four touchdowns this season after combining for 126 yards and no touchdowns in 2020 and 2021; Billingsley rushed for 901 yards and 10 touchdowns in 2019.

• Tez Johnson was named to the Pro Football Focus midseason All-America Team.

• Troy has won its last two games in which it was held scoreless at the half -- Southern Miss (2021), Louisiana (2022).

• Troy rushed for a season-high 149 yards at Louisiana marking its sixth straight game topping the 100-yard mark after not doing so in the first three games of the season. It's the first time since 2018 when the Trojans rushed for more than 100 yards in the first 11 straight games of the season.

• Troy totaled 278 yards of total offense in the second half at Louisiana after accounting for just 99 yards in the first half. The big difference came through the air as Troy passed for 195 yards in the second half after just 28 yards in the first half.

• At Louisiana, Troy converted 6-of-10 third downs in the second half after going 0-for-5 on third down in the first half.

• Troy had five plays that topped 40 yards against Marshall - Marcus Rogers 50-yard reception, Tez Johnson 63-yard reception, DK Billingsley 44-yard run, Jabre Barber 60-yard reception and Johnson and Tez Johnson 58-yard reception.

• Troy's passing offense is ranked 19th nationally and eighth in the G5 according to PFF, and the Trojans are ranked 32nd overall offensively. Troy's receivers are the 10th-best unit in the country.

• Per PFF, Troy ranks third overall offensively in the Sun Belt and second in passing.

• Troy scored on its first possession of the second half in 6-of-12 games last season, and have done so in 4-of-9 games this season (Alabama A&M, WKU, USM, ULL).

• Troy has scored on its last true possession of the first half in five games this year -- Ole Miss, Alabama A&M, App State, Western Kentucky, Texas State.

• Tez Johnson's 74-yard touchdown reception against Texas State was the longest touchdown play by the Trojans since a 75-yard touchdown pass from Sawyer Smith to Damien Willis against Louisiana (Nov. 3, 2018). The play was also the longest in both Johnson's and quarterback Gunnar Watson's career.

- Troy got back into the game at Louisiana thanks to a 20-play, 75-yard drive -- its only drive of the third quarter. The 20-play drive was Troy's longest since 2016 when it also went 20 plays, on the opening drive, against Georgia State. It covered 53 yards and resulted in a field goal.
- Gunnar Watson became the first quarterback since Brandon Silvers (2014-17) to lead the Trojans in passing yards in consecutive seasons ... Silvers was the fourth straight Troy QB to leads the Trojans in passing for multiple seasons and second straight to do so in four straight seasons.
- Gunnar Watson became the ninth quarterback in program history to top the 4,000-yard mark and the seventh player in program history to reach the 5,000-yard mark this season.
- Jarret Doege came off the bench late in the third quarter at WKU and threw two four-quarter TD passes in Troy's 34-27 victory; Doege transferred from WKU to Troy on Aug. 18, 2022, after he was beat out for the WKU starting job.
- Troy averaged 7.5 yards per play against Marshall despite running a season-low 56 plays. Marshall entered the game 23rd in the country allowing only 280.7 total yards and 54th allowing 201.7 passing yards ... Troy finished with 421 total yards and 321 yards through the air.
- Tez Johnson became just the sixth player in Troy's DI history (2001) to throw a touchdown pass and catch a touchdown pass in the same game and the first since John Johnson did so against UMass in 2016 when he did so against WKU. Troy WR coach Gary Banks also did so against North Texas in 2007.
- Tez Johnson became the 20th player in program history to reach the 100-reception mark for their career.
- Troy rushed for a then season-high 135 yards in the victory at WKU behind a season-high 122 yards by DK Billingsley; he is Troy's first 100-yard rusher since Kimani Vidal topped the century mark at Texas State in 2021.
- Tez Johnson's 7-yard touchdown pass in the third quarter at WKU to Gunnar Watson was Troy's first by a non-quarterback since a 35-yard touchdown pass by Luke Whittemore in 2018 against Coastal Carolina.
- Gunnar Watson's 7-yard touchdown reception at WKU was the first by a Troy quarterback since Omar Haugabook caught a 22-yard touchdown pass from current Troy wide receivers coach Gary Banks at North Texas in 2007.
- Troy's 522 yards of total offense against the Bulldogs tied for the 34th most in school history and were the most since 528 yards against Southern Miss in 2019.
- Troy scored on 6-of-7 drives to open the second half against Alabama A&M; only an interception stopped the Trojans. This came after six straight possessions to open the game without points.
- Troy entered the App State game ranked eighth nationally with 83.3 percent of its touchdowns (5-of-6) coming on plays of 10-plus yards; three of its four TDs in that game were 1-yard runs.
- Troy ran 19 plays in the third quarter against Alabama A&M, two rushing attempts for -8 yards while completing 12-of-17 passes for 229 yards.

TROY VS. TOP DEFENSES

Troy's offense has faced some of the best defenses in the country this season ... below is a breakdown of Troy's FBS opponents, their defensive rankings and Troy's output against them.

Opponent	National Rank	Stat	Troy
Scoring			
Marshall	6	15.6	16
South Alabama	18	19.1	10
Ole Miss	34	21.6	10
Louisiana	36	21.7	23
WKU	40	22.3	34
Southern Miss	51	24.3	27
Texas State	55	24.9	17
App State	61	25.3	28
Average	33.4		
Total Yards			
Marshall	8	274.6	421
South Alabama	14	305.2	266
App State	27	328.7	348
Louisiana	33	345.9	377
Texas State	43	358.9	406
Southern Miss	69	378.0	338
Ole Miss	69	378.0	346
WKU	71	378.9	415
Average	37.1		
Rushing Yards			
Marshall	2	78.67	100
South Alabama	6	86.78	128
Texas State	26	119.22	107
Louisiana	46	129.00	149
App State	56	137.67	46
Southern Miss	58	137.89	101
WKU	67	142.80	135
Ole Miss	78	155.78	60
Average	37.7		
Passing Yards			
App State	25	191.00	302
Marshall	27	195.90	321
Louisiana	50	216.90	228
South Alabama	55	218.40	138
Ole Miss	61	222.20	286
WKU	76	236.10	280
Texas State	84	239.70	299
Southern Miss	87	240.1	237
Average	51.7		

- Troy's 464 passing yards against Alabama A&M ranked as the eighth most in a game in program history.
- The Trojans outgained the Bulldogs 367-76 in the second and third quarters combined before Troy emptied the bench in the fourth quarter. Troy had just 27 yards in the first quarter.
- Troy's top six most accurate passers in school history have all played for the Trojans since 2013 -- Deon Anthony, Kaleb Barker, Gunnar Watson, Taylor Powell, Corey Robinson, Brandon Silvers and Sawyer Smith .
- Troy entered the season tied for ninth nationally with four starters returning on the offensive line while the Trojans' combined 105 starts among its O-line is tied for 27th.
- DK Billingsley's touchdown at App State was his first since the 2020 season opener at Middle Tennessee, but the 12th of his career. He rushed for 10 touchdowns in 2019.

- Troy rushed for four touchdowns against App State, it was the first time for the Trojans against an FBS opponents since rushing for four TDs against App State in 2015; that game was decided in triple overtime.

No PUNTS

- Troy has not punted in a game just twice in its DI history.

- The most recent was a 37-13 victory over South Alabama in 2019. Troy had three turnovers, a missed field goal and scored on seven drives.

- The first was a 34-13 win at Idaho in 2016. Troy had three turnovers, lost the ball on downs once and scored six times.

OPPORTUNISTIC OFFENSE

- Over the last eight seasons (2015-22), Troy ranks 11th nationally averaging 6.16 points per game off turnovers.

1.	Ohio State	7.76
2.	Alabama	7.19
3.	Utah	7.19
11.	Troy	6.16

- Troy scored 86 points off 13 opponent turnovers in 2020; the 7.91 per-game average ranked 12th overall (7th among teams which played at least 10 games).

- After scoring points on 13-of-14 opponent turnovers in 2020, Troy scored points on just 8-of-22 opponents last season (three came on interception returns for touchdowns).

- Troy dropped to 71st nationally in 2021 scoring 4.17 points off turnovers. The Trojans scored 56 points off 22 opponent turnovers.

- Troy has scored 34 points off 14 opponent turnovers this season.

LONG DRIVE NETS A TOUCHDOWN

Troy's 90-Yard Scoring Drives (FBS 2001-pr.)

Opponent	Year	Yards	Type
Western Kentucky	2022	93	TD
Eastern Kentucky	2020	91	TD
Georgia State	2019	98	TD
Akron	2019	91	TD
Southern Miss	2019	93	TD
Southern Miss	2019	97	TD
Georgia Southern	2018	92	TD
South Alabama	2018	98	TD
ULM	2018	96	TD
North Texas	2017	92	TD
Texas State	2017	90	TD
Akron	2017	97	TD
Alabama State	2017	95	TD
New Mexico State	2016	91	TD
New Mexico State	2015	97	TD
New Mexico State	2015	92	TD
ULM	2014	98	TD
Abilene Christian	2014	90	TD
Duke	2013	91	TD
Arkansas State	2012	91	FG
Tennessee	2012	93	TD
Florida Atlantic	2012	95	FG
Mississippi State	2012	91	TD
UAB	2011	96	TD
Arkansas State	2010	92	TD
Florida Atlantic	2009	90	TD
Western Kentucky	2009	90	TD
FIU	2008	90	TD
Middle Tennessee	2007	91	TD
Georgia	2007	91	TD
UL Lafayette	2006	94	TD
Missouri	2004	93	TD
Southern Utah	2002	98	TD
UAB	2002	92	TD
Jacksonville State	2001	91	TD

QB NOTES

THE STORY ON GUNNAR

- Gunnar Watson enters his fifth-year with the program and second going into the season as the starter. Watson took over starting duties in week six last season.

- Two-time all-state selection at Taylor County (Ga.) High School and was ranked the 23rd best pro-style QB in the country by Rivals ... led Taylor County to a 19-5 record his final two seasons and did not throw in interception during the regular season of his senior season.

- Became the seventh player in program history to top the 5,000-yard mark during the Marshall game.

- Completed 12-of-13 passes against App State after

throwing an interception on his first attempt; would have been 14-of-15 without a drop by his receiver.

- In the opener at Ole Miss, his 72.3 completion percentage is the sixth highest in Troy's DI history among passers with at least 45 attempts. His 47 attempts were the 18th most in a game in Troy's DI history while his 34 completions were tied for the eighth most in school history.

- Followed by completing 23-of-34 passes for 351 yards and four touchdowns against Alabama A&M.

- Came off the bench at South Alabama and completed all four of his pass attempts, including back-to-back passes of 36 yards and 14 yards, both to Tez Johnson, to open a drive that resulted in a 51-yard field goal in the fourth quarter.

- Completed 16-of-25 passes for 195 yards and two touchdowns in the second half at Louisiana.

- In 2020, started nine games and led the Sun Belt averaging 237.9 yards per game. Ranked seventh nationally, completing 70.1 percent of his passes and 11th with 23.44 completions per game.

- Became the first Troy quarterback since Corey Robinson in 2010 to win his Trojan debut.

- Completed 26-of-37 passes for 248 yards and two touchdowns in his first career start at MTSU. Troy took the foot off the gas in the second half -- Watson was 24-of-33 for 195 yards in the first half.

- Completed 35-of-41 passes for 297 yards and three touchdowns at South Alabama in 2020; Watson's 82.9 completion percentage was the fifth best in Troy's Division I history among quarterbacks with at least 15 pass attempts and the most among quarterbacks with more than 35 pass attempts.

- Last season, returned as Troy's starting quarterback in the Trojans' victory over Georgia Southern ... completed 24-of-36 passes for 270 yards and a touchdown.

- Completed 29-of-55 passes for 350 yards against Louisiana.

- Take out 17 drops by Troy receivers last season, Watson's completion percentage rises to 64.1 percent.

- Averaged 220.6 yards per game in his seven starts last season, which would have been good for fourth in the Sun Belt.

LATE ADDITION

- Troy received a late member to the quarterback room with the addition of West Virginia transfer Jarret Doege to the roster.

- Doege transferred to Western Kentucky in the offseason before leaving the Hilltoppers during fall camp. He arrived in Troy on Aug. 17 and began practice with the Trojans on Aug. 18. He is immediately eligible to play.

- Hollywood couldn't have scripted it much better as Doege came off the bench and threw two fourth-quarter touchdowns in Troy's 34-27 victory at Western Kentucky.

- Completed 7-of-8 passes for 71 yards in the win over

the Hilltoppers.

- Started Troy's win over Southern Miss; completed 17-of-24 passes for 237 yards and a touchdown.

- Started at South Alabama, completed 10-of-15 passes for 84 yards.

- Came off the bench again at Texas State and completed 4-of-6 passes for 59 yard, including a 23-yard touchdown pass to Rajae' Johnson with 11:45 to play in the game to rally Troy for the victory.

- He entered the season as the FBS active leader in career passing yards (10,494) and passing touchdowns (79). Began his career at Bowling Green and has played in 46 career games at the FBS level, completing 952-of-1,488 passes averaging 228.13 yards per game. Last season for the Mountaineers, Doege completed 65 percent of his passes with 19 touchdown strikes and 234.5 yards per game.

- Completed his only pass attempt in the season opener at Ole Miss; entered the game after Gunnar Watson lost his helmet on the previous play. Made the tackle on the play after a fumble following his completion.

- Played most of the fourth quarter against Alabama A&M and completed 5-of-11 passes for 113 yards and a touchdown.

OFF THE BENCH

- Beyond Gunnar Watson and Jarret Doege, Troy offensive coordinator Joe Craddock has a strong room to find a replacement if the need arises.

- Four-star transfer Peter Costelli joined the Trojans in the summer after transferring out of Utah following spring practice.

- Costelli was rated as the No. 27 overall quarterback and No. 10 dual threat quarterback in the 2021 class by 247 Sports.

- Has not played a snap of game action since 2019 ... California's 2020 season was pushed to the spring due to COVID-19 and Costelli enrolled at Utah early and missed his senior high school season.

- Redshirt freshman Quayde Hawkins was a three-year starter at Bainbridge (Ga.) High School ... Bainbridge's all-time leader in career passing attempts (813), completions (417), yards (5,265) and touchdowns (50), while ranking second in TDs responsible for with 60 (50 passing, 10 rushing) ... Holds the school season records for attempts (305) and touchdowns (22). Hawkins suffered a lower body injury with the summer which had him out of team drills throughout fall camp.

- Tucker Kilcrease is a true freshman with a bright future according to head coach Jon Sumrall ... Led Brantley HS to a 12-1 overall record and the Alabama 1A-1 region title; lost to eventual state champion Sweet Water by three points in the semifinals ... Senior season cut short due to injuries ... As a junior, all-state second team honors ... Member of state championship golf team and the 1A Hitter of the Year in baseball.

PASSING LEADERS

• With Gunnar Watson coming off the bench to lead Troy last year in place of Taylor Powell, he broke a streak four straight years with a different player leading the Trojans in passing yards; a fifth straight would have marked the first time since 1975-79.

Troy Passing Yardage Leaders

- 2020-21 - Gunnar Watson
- 2019 - Kaleb Barker
- 2018 - Sawyer Smith
- 2014-17 - Brandon Silvers
- 2010-13 - Corey Robinson
- 2008-09 - Levi Brown
- 2006-07 - Omar Haugabook
- 2005 - Carl Meadows
- 2003-04 - Aaron Leak
- 2002 - Hansell Bearden
- 1998-01 - Brock Nutter
- 1997 - Adam Russell
- 1996 - Stan Davis
- 1994-95 - Jeremy Rowell
- 1992-93 - Kelvin Simmons
- 1991 - Brad Stevens
- 1989-90 - Steve Summers
- 1988 - Bob Godsey
- 1984-87 - Mike Turk
- 1983 - Carey Christensen
- 1982 - John McKinnon
- 1981 - Doug Brown
- 1979-80 - Willie Tullis
- 1978 - Eddie Tohrbaugh
- 1977 - Phillip Brazell
- 1976 - Gerald Collins
- 1974-75 - Bobby Lee

RB NOTES

VIDAL MAKES HISTORY

- Broke out for a big game at Louisiana rushing for a season-high 117 yards, including a game-winning 22-yard touchdown with five seconds remaining.
- Ranks 23rd among G5 running backs (min. 110 carries) averaging 2.92 yards after contact this season.
- In 2020, became the first true freshman in school history to rush for 100-plus yards in consecutive games -- Texas State (106), Eastern Kentucky (143).
- Became the first Troy freshman since Shawn Southward in 2009 to top the 100-yard mark in a game and just the third true freshman in school history to rush for more than 100 yards in a game.

Troy True Freshman 100-Yard Games

Player	Year (Opp)	Yards
Kimani Vidal	2020 (Eastern Kentucky)	143
Kimani Vidal	2020 (Texas State)	106
Shawn Southward	2009 (WKU)	140
Shawn Southward	2009 (Louisiana)	154
Marrio Fraser	2002 (S. Utah)	124

- In 2020, ranked second nationally among freshmen and 21st overall averaging 3.83 yards after contact.
- Finished the 2020 season with 26 receptions, the most by any freshman running back nationally and 17th most overall.
- Last season, ranked 28th nationally averaging 3.52 yards after contact (min. 150 attempts).
- Topped the century mark for the first time last season

and third in his career with a career-best 162 yards on 25 carries at Texas State. Averaged 4.77 yards after contact in the game and broke five rushes of 10-plus yards.

- Made it back-to-back games with more than 100 yards for the second time in his career after rushing for 142 yards on 22 carries at No. 24 Coastal Carolina.
- Led the Sun Belt and ranked 14th nationally averaging 120.67 yards per game in the month of October -- 63 Georgia Southern, 157 Texas State, 142 Coastal Carolina.
- Ranked seventh in the Sun Belt averaging 67.60 yards per game ... average took a hit after only playing eight snaps against South Alabama before suffering a game-ending injury. As a result of the injury, had just 11 carries vs. Louisiana and 10 snaps vs. App State.
- Named to the CoSIDA Academic All-District Team in 2021.

DK'S TIME TO SHINE

- When Preseason Sun Belt Offensive Player of the Year B.J. Smith was lost to injury in the second week of the season, DK Billingsley was called upon to carry the load in 2019.
- Rushed for 100 yards at Akron in his first game as the primary starter and followed with 103 yards against Arkansas State. He added his third game in triple figures with 100 yards in a win over South Alabama. He made it four games over 100 yards with a career-best 163 yards on just 14 carries against Georgia Southern.
- Became the first Trojan since Jordan Chunn in 2017 to rush for three touchdowns in a game when he found the end zone trice against Georgia State.
- Finished the season 63rd nationally averaging 74.9 yards per game while his 10 rushing touchdowns were the 54th most in the country.
- His touchdown at App State was his first since the 2020 season opener at Middle Tennessee, but the 12th of his career. He rushed for 10 touchdowns in 2019.
- Already has 472 yards and four touchdowns this season after combining for 126 yards and no touchdowns in 2020 and 2021; Billingsley rushed for 901 yards and 10 touchdowns in 2019.
- Has only been stopped for a negative gain two times this year; 1-yard loss vs. Southern Miss., 3-yard loss at South Alabama.
- Rushed for 122 yards and a touchdown on 24 carries in the win at Western Kentucky; his first 100-yard game since 2019.
- Ranks 37th among G5 running backs (min. 100 carries) averaging 2.61 yards after contact this season.
- Ranks 13th among G5 running backs (min. 100 carries) with an overall 79.1 offensive grade per PFF and 17th with a 80.8 rushing grade.

WR / TE NOTES

TIGHT ENDS, SCORING TOUCHDOWNS????

- If you've followed Troy football at all over the years, you'd know that the Trojans and tight ends don't really go hand in hand.
 - A.J. Lewis broke that trend in 2019 with three touchdown receptions, which tied for the most in Troy's DI history ... he was efficient with the three TDs coming on just six catches.
- Troy Tight End Single-Season TDs (Since 1999)**
- | | | | |
|----|-----------------|------|---|
| 1. | A.J. Lewis | 2019 | 3 |
| | Deyunkrea Lewis | 2021 | 3 |
| 3. | A.J. Lewis | 2020 | 2 |
| | Deyunkrea Lewis | 2022 | 2 |
| | Joey Munson | 2004 | 2 |
| | Lenny Lucas | 1999 | 2 |

- A.J. Lewis scored touchdowns on both his receptions in 2020.
- Troy's tight ends were targeted 24 times with 21 receptions in 2021. In the previous seven seasons COMBINED, Troy's tight ends were targeted 18 times with 12 receptions (10 targets and eight receptions by A.J. Lewis in 2019-2020).
- Deyunkrea Lewis caught 11 passes on 13 targets last season and ranked 15th nationally (min. 10 targets) among tight ends with his 84.6 reception percentage.
- A.J. Lewis caught 10 passes on 11 targets last season and ranked third nationally (min. 10 targets) among tight ends with his 90.9 reception percentage.
- Troy targeted its tight ends four times in the opener at Ole Miss with completions on all four - Michael Vice (3), Clayton Ollendieck (1).
- Three tight ends caught a pass against Alabama A&M -- Vice, Ollendieck and D. Lewis, and Lewis found the end zone for the fourth time in his career.
- For the first time in recorded history, two different tight ends caught a touchdown pass in Troy's victory at Louisiana -- Michael Vice & Deyunkrea Lewis.

100-YARD RECEIVING GAMES

Troy 100-Yard Individual Receiving Games

Rank	Year	No.
1.	2019	11
2.	2013	7
	2012	7
4.	1993	6
5.	Six Times	5
	2022	4

TEZ - MANIA

- Tez Johnson had a breakout campaign in 2021 and was rewarded with preseason All-Sun Belt First Team honors in 2022.
- Ranked 16th nationally (min. 90 targets) last season with receptions on 72 percent of his targets (67-of-93).
- Caught five or more passes in 7-of-12 games last season.
- Finished second in the league with 67 catches on the year and led all Sun Belt receivers in reception percentage.
- His 67 catches ranked as the eighth most all-time in a season in Troy history.

• Johnson was unofficially adopted by the Nix family during his high school years. His brother Bo is a quarterback at Oregon, while his father Patrick played quarterback at Auburn (1992-95) and is the head coach at Central-Phenix City High School in Alabama.

2022

• Named to the Pro Football Focus Midseason All-America Team.

• Dominated the second half at Louisiana, caught six passes for 60 yards -- five for 50 yards in fourth quarter. Finished game with eight catches for 81 yards.

• Sat out the Alabama A&M game with a minor injury ... returned to catch four passes for 69 yards on six targets at App State.

• Caught two passes for 121 yards against Marshall -- 63 and 58 yards.

• His 74-yard touchdown reception against Texas State was the longest touchdown by a Trojan since Damien Willis in 2017.

• Third-rated receiver per Pro Football Focus with an 88.9 receiver grade and fourth with an overall grade of 88.5. Charged with just one drop all season.

• Averages 11.8 yards after the catch, which ranks second nationally among receivers with at least 35 targets. He is second averaging 3.79 yards per route run, 14th averaging 18.5 yards per catch and fourth averaging 10.6 yards after the catch.

• Tied for 16th nationally with seven catches of 30-plus yards. Seventh in the Sun Belt with 11 grabs of 20-plus yards and eighth with three of 40-plus yards; fifth with seven catches of 30-plus yards.

• His 7-yard touchdown pass in the third quarter to Gunnar Watson was Troy's first by a non-quarterback since a 35-yard touchdown pass by Luke Whittemore in 2018 against Coastal Carolina.

• Also caught a 10-yard touchdown pass in the fourth quarter, which proved to be the game-winner.

• Became just the sixth player in Troy's DI history (2001) to throw a touchdown pass and catch a touchdown pass in the same game and the first since John Johnson did so against UMass in 2016. Troy WR coach Gary Banks also did so against North Texas in 2007.

IMPACT TRANSFER - RAJAE' JOHNSON

• Rajae' Johnson made the move to Troy with offensive coordinator Joe Craddock from UAB and the move has paid off.

• Tied with Tez Johnson for the most touchdown receptions on the team with three.

• 5-of-7 on contested catches; the three leads the Trojans.

• 12th in the Sun Belt per PFF with a 72.3 receiver grade; Troy has four of the top 15 receivers in the league (Tez Johnson, Jabre Barber, Deshon Stoudemire, Rajae' Johnson).

• Charged with just two drops all season.

BARBER ON THE BREAKOUT

• Jabre Barber had one of the best fall camps of any Troy player and it has carried over into the season.

• Ranked second on the team in catches (25) and yards (351) before suffering an injury against Southern Miss that is expected to have him out for a significant amount of time.

• Recorded Troy's first 100-yard receiving game of the season with 105 yards on just five catches against Alabama A&M and added his second against Marshall (101 yards).

• Rated as the eighth-best receiver in the Sun Belt per PFF.

RECEIVERS THROWING TDs

• A Troy receiver had thrown a touchdown pass in three straight seasons entering 2019 after Luke Whittemore connected with Jabir Daughtry-Frye for a 35-yard score against Coastal Carolina in 2018. Troy failed to have a WR throw a touchdown pass in 2019, 2020 and 2021.

Non-QB Touchdown Passes (FBS)

Player	Year	Opponent	Yards
Tez Johnson	2022	Western Kentucky	7
Luke Whittemore	2018	Coastal Carolina	35
John Johnson	2017	Georgia Southern	40
John Johnson	2016	UMass	16
Khary Franklin	2013	Louisiana	6
Jaquon Robinson	2012	Western Kentucky	1
Jerrel Jernigan	2010	North Texas	19
Jason Bruce	2010	South Carolina	25
Jerrel Jernigan	2008	FIU	2
DuJuan Harris	2008	Louisiana	5
Gary Banks	2007	North Texas	22
Jason Samples	2004	Missouri	27
Jason Samples	2003	Marshall	36
Jason Samples	2001	ULM	31

OL NOTES

OL CONSISTENCY

• The Trojans have allowed the 12th fewest sacks per passing play since 2015 (numbers are percentage of plays allowing a sack)

1. Buffalo	4.1	119/2913
Clemson	4.1	163/4006
3. App State	4.4	122/2788
4. Missouri	4.6	151/3302
5. Georgia	4.7	139/2966
12. Troy	5.0	179/3585

LEFT SIDE, STRONG SIDE

• Starting left tackle Austin Stidham has started 56 games in his career, the most ever by a Troy offensive or defensive player. Long snapper Cameron Kaye holds the all-time record with 61 starts.

• Two-time CoSIDA Academic All-American; fifth all-time multi AA selection in Troy Athletics history & first football player to earn one AA nod.

• Named a finalist for the 2022 Campbell Trophy presented by the National Football Foundation. Receives \$18,000 post-graduate scholarship and trip to Las Vegas on Dec. 6 for the award show. The winner receives a \$25,000 scholarship and a trip to the Heisman Trophy Dinner Gala.

• Three-time All-Sun Belt selection; two-time first team. Represented Troy at Sun Belt Media Day this past July.

2022

• Played all 612 offensive snaps this season.

• Called for just one offensive penalty and none in a pass-blocking situation.

• Allowed just two sacks and four hits on the quarterback.; second on Troy's O-Line with a 97.6 efficiency rating.

2021

• Finished third in the league among tackles (min 400 pass blocking snaps) with a 77.1 pass blocking grade per Pro Football Focus and ranked 13th among all tackles in the Group of Five.

• Was not called for a penalty in a pass blocking situation all season; one of just 12 tackles in the Group of Five to not be called for a passing penalty all season.

• Got married during Troy's off week prior to the game at Coastal Carolina last season; wife's name is Carley.

2020

• Ranked fifth nationally with an 85.6 pass blocking grade (min. 400 pass blocking situations) ... Among offensive tackles with at least 400 pass blocking snaps, fourth with a 98.6 efficiency rating, which takes into account pressures and sacks allowed -- allowed just two sacks, one hit, eight hurries and 11 pressures in 451 pass blocking situations ... Called for just one penalty in 742 total snaps.

2018 & 2019

• Stidham graded out as Troy's top pass blocker his redshirt-freshman season in 2018. In 2019, allowed just two sacks and five hits in 534 pass block situations.

• Called for just three penalties over the course of the 2019 season.

THE DISH ON ANDREWS

• Jake Andrews has spent the past two seasons (23 games) starting at right guard for the Trojans but moves left one spot to center taking over for three-year starter Dylan Bradshaw.

2022

• Played 609 of 612 snaps (lost helmet at Ole Miss).
• Has allowed just 13 pressures all season.

2021

• Troy's top-rated pass blocker and second-rated run blocker per Pro Football Focus ... Allowed just one sack on 468 pass blocking snaps; additionally allowed just three hits and 12 pressures ... Led Troy with a 98.5 efficiency rating per PFF ... Ranked 29th nationally and 10th in the Group of Five among all guards in pass blocking ... Did not allow a sack in the final 10 games of the season

2020

• Ranked ninth nationally and fourth among guards with a 99.2 pass block efficiency rating among players with at least 300 snaps per Pro Football Focus; allowed just one

THE BOOK ON BETTS

• Grant Betts made his debut as a starter in 2020 for the Trojans at left guard before moving to right tackle in 2021 where he will play this season.

2022

- Played all 612 offensive snaps this season.
- Troy's top-rated run blocker per PFF.

2021

• Called for just two penalties all season in 792 total snaps ... Did not allow a sack in 8-of-12 starts.

2020

• Ranked 12th nationally among guards with at least 300 snaps with a 98.8 pass block efficiency rating per Pro Football Focus; allowed no sacks, no hits, 11 hurries and 11 pressures in 513 pass blocking situations ... His overall 81.4 pass blocking grade was the 15th-best nationally among guards ... Played a team-high 805 snaps on the season ... Not called for a penalty all season

KING COUNTRY

• JUCO transfer Daniel King has found a home on the Troy offensive line taking over the right guard spot vacated by Grant Betts.

2022

- Played 584 offensive snaps this season.
- Has allowed just two sacks, six pressures and four hurries this season ... leads Troy with a 98.7 efficiency rating.

DEANDRE'S DAY

- Now in his second season starting for the Trojans, Deandre Butler is coming into his own.
- Played 607 total snaps this season.

CALIFONICATION

- Despite Troy returning four starters on the offensive line and 105 combined starts, the 27th most nationally, the Trojans saw a lot of turnover at the end of the 2021 season and following spring practice.
- Nine offensive linemen with eligibility remaining at the end of the 2021 season did not return for the 2022 year. The Trojans replaced two with the initial 2022 signing class and then went hard on the transfer market.
- Jeremiah Frazier (Tennessee State) and Daniel King (Georgia Military) joined Troy for spring ball and then OL coach Cole Popovich (former Fresno State offensive lineman) hit the California JUCOs hard prior to the summer to fill holes from players who left after spring ball.

• Troy signed Sydney Solomon (Cherritos College), Jonas Woods (Palomar College), Tyler Harvey-Fallows (Laney College) and Sebastian Joseph (Monroe College) from California JUCOs in addition to Kobe Williams from Northeastern Oklahoma A&M).

DEFENSE NOTES

FORCING NEGATIVE PLAYS

• Over the past seven seasons (2016-22), Troy is ninth nationally in forcing negative plays on defense.

1.	Clemson	14.88
2.	Miami (Fla.)	14.61
3.	Ohio State	13.43
4.	Alabama	13.14
5.	Utah	13.03
6.	Western Michigan	12.99
7.	Wisconsin	12.84
8.	Southern Miss	12.82
9.	Troy	12.80

TROY IS A TURNOVER MACHINE

• Since 2016, Troy is fourth nationally averaging 1.88 turnovers gained per game.

1.	UCF	1.88
	Iowa	1.88
3.	Wisconsin	1.87
4.	Troy	1.86
5.	Utah	1.82
	Washington State	1.82

• Troy is tied for fourth nationally since 2016 with 155 turnovers forced.

1.	UCF	158
	Wisconsin	157
3.	Iowa	156
4.	Troy	155
5.	Clemson	154
	Ohio State	154

• Troy has forced a turnover in 73 of its last 89 games with multiple turnovers in 47 of those 89 games.

INTERCEPTIONS "ALL THE WAY UP"

• Troy has been intercepting passes at historic levels since 2016.

• Troy's 100 interceptions over the last six seasons (2016-21) are the fifth most in the country.

1.	Iowa	108
	Wisconsin	107
3.	Appalachian State	104
4.	San Diego State	103
5.	Troy	100

• Troy ranked eighth nationally with 16 interceptions and fifth with 1.33 interceptions per game last season.

• Troy returned three interceptions for touchdowns in 2021, which is the most by a Troy squad since the 2004 season and tied for the fifth most nationally.

KEEPING IT UNDER 100

Most Opp Held Less Than 100 Rushing Yards - Troy (FBS)

1.	2017.....	8
2.	2006.....	7
	2002.....	7
4.	2022.....	6
	2016 / 2008 / 2003 / 2004.....	6
9.	2021 / 2010	4

SACK PARTY

• Troy tied a school FBS record with nine sacks against Coastal Carolina in 2018, against Georgia Southern in 2019 and Southern Miss in 2021.

• The Trojans rank ninth nationally since 2017 with 199 combined sacks.

1.	Clemson	257
2.	Alabama	237
3.	Pittsburgh	235
4.	Miami (Fla.)	223
5.	Ohio State	219
6.	Marshall	203
7.	Oklahoma State	202
	Penn State	202
9.	Troy	199

• The Trojans have the 11th most tackles for loss in the country since 2017.

1.	Clemson	633
2.	Miami (Fla.)	605
3.	Alabama	548
4.	Oklahoma State	537
5.	Ohio State	527
11.	Troy	498

KEEPING IT UNDER 400

• Troy has held its opponents to under 400 yards per game in five of the last seven seasons ... in 2019, the Troy defense was ravaged by injuries as the Trojans started 22 different players on defense over the course of the season. Troy improved on that total by 29.1 yards in 2020.

Season	Yards Allowed
2022	327.6
2021	337.9
2020	405.1
2019	434.2
2018	347.9
2017	340.1
2016	366.5
2015	391.2
2014	454.0
2013	483.2
2012	443.6
2011	465.0
2010	453.5
2009	424.5
2008	327.5
2007	378.2
2006	337.0

DEFENSE QUICK HITTERS

• Troy has held six of its last eight opponents to less than 100 yards rushing.

• Troy is tied for second nationally behind Georgia holding opponents to less than 100 yards rushing in six games this season -- the Trojans are 6-0 in those games.

• In October, Troy held opponents to 57.25 rushing yards (3rd), 2.20 yards per carry (3rd) and one rushing touchdown (1st).

• Troy has allowed just three rushing touchdown in its last five games ... the Trojans have allowed multiple rushing TDs just once (ULL) in the last seven games.

• Troy's five rushing touchdowns allowed since week three, are tied for the 10th fewest nationally.

• Troy held opponents to 305.8 yards (14th) and 4.55 yards per play (12th) in October.

• Troy is allowing just 283.0 yards per game and 4.31 yards per play in league games, which both rank eighth and fourth nationally, respectively, for teams against conference opponents.

• Troy has allowed the second-fewest plays of 20-plus yards this season (21), the third-fewest 20-plus yards runs (3) and the sixth-fewest 20-plus yard passes (18). Troy did not allow a single rush over 20 yards in October and just eight passes over 20 yards (sixth nationally).

• Troy has allowed plays of 20-plus yards on just 3.31 percent of its defensive snaps, the second fewest in the country. Troy's 9.13 overall big-play percentage (12-plus runs, 15-plus pass) ranks eighth nationally. Troy has allowed a 15-plus yard pass on just 11.04 percent of its snaps, the sixth-lowest nationally.

• Troy ranked 15th nationally and eighth in the Group of Five with an overall defensive grade of 88.3 per Pro Football Focus in 2020 ... Troy ranked 12th in 2021 (5th in G5) per PFF's grading systems with an 88.5 mark and the rushing defense ranked eighth overall and third in the G5. This season, the Trojans are ranked 26th overall defensively and 10th in coverage.

• Troy held Louisiana to just 91 yards in the second half after the Cajuns racked up 224 yards in the first half. Additionally, Louisiana went 1-for-6 on third down in the second half after going 6-for-10 in the first half.

• Troy held Louisiana to 3.4 yards per play in the second half. Troy held Louisiana without a single passing yard in the fourth quarter. The Cajuns were 0-for-5 through the air and averaged just 1.4 yards per carry on 10 rushing attempts.

• Troy held South Alabama to 31 rushing yards and just a pair of field goals ... the Trojans have played eight quarters at Hancock Whitney Stadium and have not yielded a touchdown to the Jags in their own stadium.

• Troy held Southern Miss to just 205 yards of total offense in the game, marking the Trojans' second opponent this season to not reach the 210-yard mark. Troy has held its three Sun Belt opponents at home to just 225.7 yards per game.

• T.J. Jackson ranks sixth nationally with at least one sack in five different games.

• T.J. Jackson is one of five players in the country with 1.5 sacks in three games this season and is tied for third nationally with at least 1.5 tackles for loss in five different games.

• T.J. Jackson and Richard Jibunor are two of 22 players in the country to have at least five sacks, seven tackles for loss and two forced fumbles.

• T.J. Jackson is one of just six players nationally to have at least 6.5 sacks, two forced fumbles and 12 tackles for loss this season.

• Carlton Martial is the ONLY player at the FBS level since at least 2000 to have at least 405 tackles, six interceptions and 41 tackles for loss in their career.

• Troy snapped Western Kentucky's streak of consecutive games scoring at least 30 points at 18 with its 34-27 victory; the streak was the longest active one in the

country.

• The 27 points by WKU was its fewest since Dec. 26, 2020, in the Lending Tree Bowl against Georgia State, which included games against Michigan State, Indiana (twice), App State and Army.

• Troy entered the Marshall game with 15 tackles for loss and five sacks on the season through the first three games; the Trojans had 12 tackles for loss and seven sacks in the game against Marshall.

• In Troy's first three games of the season, it had five sacks and 15 tackles for loss. In Troy's next three games, the Trojans have 17 sacks and 29 tackles for loss. The Trojans were limited to just two tackles for loss and no sacks against Texas State and bounced back with three sacks and six TFLs at South Alabama.

• Troy held Ole Miss to 167 yards through the air, it was the fewest passing yards by a Power Five opponent since Nebraska had 160 in 2018 and the seventh-fewest all-time allowed by a Troy defense against a P5 opponent. Ole Miss averaged 274.8 passing yards last season.

• Troy held Ole Miss to seven points, 165 yards, 65 rushing yards and 100 passing yards in the second half.

• Troy held Ole Miss scoreless on its final six drives of the game, including three turnovers. The Rebels mustered just 79 yards on those six drives.

• Troy held Ole Miss to 28 points (second fewest by an SEC team the opening weekend) and forced three turnovers (most by an SEC team the opening weekend).

• Troy held Marshall to 174 yards of total offense and 96 rushing yards; the Herd entered the weekend ranked sixth nationally averaging 263.3 yards per game on the ground and 15th overall with 507.7 yards per game.

• Buddha Jones' fumble return for a touchdown against Marshall marked Troy's sixth straight season with a defensive score; Troy has scored a defensive touchdown in 11 of the last 12 seasons.

• Troy's seven sacks in the game against Marshall are tied for the 11th-most by a team nationally this season.

• Troy's seven sacks against Marshall rank as the third most by a Trojan team in a Sun Belt Conference game and the most since a nine-sack game against Georgia

• Troy held Alabama A&M to just two yards in the second quarter and 74 yards in the third quarter. The Bulldogs were 0-of-6 through the air and rushed nine times for two yards in the second quarter.

• Alabama A&M had 227 yards of offense through three quarters, with Troy leading 28-3, Jon Sumrall emptied his bench in the fourth quarter.

• The last two seasons, Troy has allowed opponents to score on just 18-of-96 drives following a Troy score; the shutdown inning in a baseball comparison. Opponents have scored on just three drives following a score this season (4-of-33) ... the 12.1 percent is well below the national average of 31.5 percent.

• Troy's defense has responded to sudden change drives this year allowing points on just 4-of-14 drives following a Troy turnover.

• Troy has returned an interception for a touchdown in

five straight seasons heading into 2022.

• Troy ranked 15th nationally with 24 turnovers gained last season and 10th with 2.0 per game.

• Last season, Richard Jibunor became just the fourth player in Sun Belt history to reach the eight-sack mark by the seventh game of the season -- Alex Carrington (Ark. State, 2008), Jamari Lattimore (MTSU, 2010), Ja'Von Rolland-Jones (Ark. State, 2017) -- Jibunor played only six of those games.

• Richard Jibunor has a strip sack for a fumble in two of the last four fourth quarters ... WKU ended the game and Southern Miss led to a touchdown.

• Troy recorded multiple sacks in 10-of-12 games last season ... this was tied for the 13th-most nationally. The Trojans have multiple sacks in 6-of-9 games this season. Troy has four or more sacks in four games, which is tied for fifth nationally behind USC, Southern Miss, Bowling Green and Liberty.

• Troy recorded at least five sacks in three straight games (Marshall, WKU, USM); Troy's three games with five or more sacks is third nationally behind only Illinois and USC which have four.

• Troy recorded seven or more tackles for loss in eight different games last season, which tied for the 13th-most in the country ... Troy's five games with nine or more TFL in a game was the seventh-most in the country. This season, Troy has four games with eight or more TFLs, which is tied for 11th nationally.

• Defensive tackle Will Cholah recorded his first career carry in a goal line situation in the opener at Ole Miss. He also had a carry at App State. The last Troy defensive player to score a touchdown on an offensive play was Al Lucas in 1999, he had five touchdowns.

• Troy's last two games against Southern Miss, the Trojans have posted some serious numbers against the Golden Eagles to 9.5 points, 23.5 rushing yards, 180.5 total yards, 7.0 sacks and 12.0 tackles for loss.

• Southern Miss' lone touchdown of the game came on a 13-yard field following a Troy interception, while the field goal came on just a 26-yard drive following a short punt. The Golden Eagles' two scoring drives were a combined 39 yards.

• Troy held Southern Miss to 1.8 yards per rush (26 carries, 48 yards), which is the lowest average by a Sun Belt opponent against the Trojans since Georgia State averaged 1.6 yards (33/52) in 2017.

ALL - AMERICANS

• Troy's defense is littered with All-Americans at all three levels of the unit.

• On the defensive line, Javon Solomon was tabbed a preseason All-American by Pro Football Network after earning postseason honors from the group in 2021.

• At linebacker, Carlton Martial's resume is littered with All-American honors - 2018 Freshman All-America Team (The Athletic); 2018 Freshman All-America Team (USA Today); 2018 Freshman All-America Team (FWAA); 2020 First Team Preseason All-America (Walter Camp); 2021 All-America Honorable Mention (Pro Football Network) ... additionally he was named to The Athletic, PFN and Action Network Preseason teams this season.

• In the secondary, Dell Pettus was named to the PFF Freshman All-America Team following the 2019 season.

STOPS BEHIND THE LINE

• A breakdown of Troy's top sack games against Sun Belt foes and top tackles for loss games against all opponents.

Troy Sacks in Sun Belt Games

Opponent	Year	Sacks
1. Georgia Southern	2019	9
Coastal Carolina	2018	9
North Texas	2007	9
4. Marshall	2022	7
FIU	2008	7
6. Georgia Southern	2021	6
Idaho	2017	6
South Alabama	2016	6
Middle Tennessee	2010	6
FIU	2009	6
FIU	2006	6
Idaho	2004	6
Florida Atlantic	2004	6

Troy Tackles for Loss (All Games - Since 2001 [FBS])

Opponent	Year	Sacks
1. ULM	2003	18
2. Southern Miss	2021	16
Marshall	2004	16
4. North Texas	2003	15
North Texas	2007	15
6. Florida A&M	2018	14
New Mexico State	2015	14
Middle Tennessee	2008	14
Florida Atlantic	2004	14
10. Utah State	2002	13.5

HOLDING THEM UNDER 250

• Troy has held an opponent under 250 yards of total offense 36 times since moving to FBS in 2001 ... The Trojans are 31-5 in those games

Opponents Less than 250 Yards Total Offense (FBS Era)

Opponent	Year	Yards	Score
Southern Miss	2022	205	W, 27-10
Marshall	2022	174	W, 16-7
Southern Miss	2021	156	W, 21-9
Southern	2021	189	W, 55-3
South Alabama	2020	230	W, 29-0
Middle Tennessee	2020	241	W, 47-14
Akron	2019	242	W, 35-7
Campbell	2019	143	W, 43-14
South Alabama	2017	224	L, 8-19
Alabama State	2017	165	W, 34-7
Savannah State	2014	147	W, 66-3
Middle Tennessee	2010	207	W, 42-13
Alcorn State	2008	120	W, 65-0
Western Kentucky	2008	216	W, 17-7
Louisiana	2008	247	W, 48-3
North Texas	2007	205	W, 45-7
Arkansas State	2007	237	W, 27-0
Middle Tennessee	2007	209	W, 45-7
Alabama State	2006	134	W, 38-0
North Texas	2006	230	W, 14-6
Middle Tennessee	2006	203	W, 21-20
FIU	2006	245	W, 26-13
Cal Poly	2005	139	W, 27-10
North Texas	2005	229	W, 13-10
Arkansas State	2005	244	L, 3-9
Marshall	2004	177	W, 17-15
Arkansas State	2004	238	L, 9-13
Florida Atlantic	2004	248	W, 24-6
SE Louisiana	2003	236	W, 28-0
UAB	2002	223	L, 26-27
Southern Utah	2002	169	W, 40-15

Austin Peay	2002	144	W, 41-3
Florida Atlantic	2002	137	W, 21-6
Arkansas	2002	125	L, 0-23
Southern Utah	2001	237	W, 20-17
ULM	2001	216	W, 44-12
North Texas	2001	217	W, 18-16

No Third Downs for You

• Troy has held four opponents without a third-down conversion since moving to the FBS ranks.

LSU	2017	0-for-9
Arkansas State	2007	0-for-13
North Texas	2006	0-for-13
Florida Atlantic	2002	0-for-12

DL NOTES

BANDIT USUALLY AMONG SUN BELT BEST

• Troy's bandit position has produced some of the best the Sun Belt has to offer under coach Bam Hardmon. Troy's starting bandit has earned All-Sun Belt First Team honors in five of Hardmon's seven seasons.

Javon Solomon - 2021
Hunter Reese - 2017 & 2018 (Former walk-on)
Rashad Dillard - 2016 (SBC Defensive Player of the Year)
Tyler Roberts - 2015

• Richard Jibunor (35) and Javon Solomon (37) combined for 72 total pressures from the bandit position last season. This season, they have combined for 40 pressures. Jibunor, Solomon and defensive end T.J. Jackson are all tied for the team lead with 20 pressures each.

• Javon Solomon leads Troy and ranks 12th in the Sun Belt with 14 quarterback hurries.

• The combo of Solomon and Jibunor could not be stopped at Southern Miss in 2021 ... the pair combined for 16 tackles, six sacks, 7.5 tackles for loss and an interception.

2021

• Javon Solomon set the Troy school record with five tackles for loss at Southern Miss and posted the second-most sacks in a game in school history with 3.5. His sack total is tied for the 10th most in Sun Belt history, while his TFL tally finished just a half TFL off the league record. His tackles for loss and sack totals are the second most nationally this season.

• Against Southern Miss, Javon Solomon became the fifth player nationally since 2017 to record at least nine tackles, five tackles for loss and 3.5 sacks in a game. He became the first player in Sun Belt history to do so.

• Solomon led the Sun Belt in tackles for loss (1.42 per game) and ranked 12th nationally in 2021 ... Eighth nationally with 0.92 sacks per game.

• Solomon became just the third FBS player since at least 2000 to record 12 tackles for loss, 7.5 sacks and one interception in the first six games of the season -- Carl Nassib (Penn State, 2015), Elvis Dumervil (Louisville, 2005).

• Solomon finished the season tied for third nationally with three games where he recorded at least 2.5 tackles for loss.

• Solomon was named to The Athletic's Mid-Season

All-America Second Team and Pro Football Network All-America Team.

• Richard Jibunor became just the fourth player in Sun Belt history to reach eight sacks in the first seven games of the season ... Alex Carrington (Ark. State, 2008), Jamari Lattimore (MTSU, 2010), Ja'Von Rolland-Jones (Ark. State, 2017).

• Jibunor was the only player in the country with at least eight sacks, 10 tackles for loss and two interceptions.

• Jibunor averaged a pressure every 4.97 pass rushing snaps, which ranked fifth nationally among players with at least 150 pass rush snaps.

CHOLOH IS A PASS RUSHING MACHINE

• In 2020, Will Cholah ranked third nationally among interior defensive lineman with a 90.3 pass rushing grade from Pro Football Focus while his 31 pressures were the fourth most nationally ... Named to the All-Sun Belt Second Team ... Finished with 4.5 sacks and 7.5 tackles for loss from his defensive tackle position ... Credited with seven quarterback hits and 19 hurries ... Led all Sun Belt interior defensive linemen with his 19 hurries and 17.7 win percent

• Cholah became just the third Troy player since 2000 to record at least 2.5 sacks, eight tackles and four tackles for loss in a single game -- against Liberty in 2021... Became just the fourth player nationally since the start of the 2019 season to do so and fourth in the Sun Belt since 2011.

• Has blocked three kicks in his career after blocking a Southern Miss extra point in week three last season.

• Sun Belt's top-rated run-stopper per Pro Football Focus last season; Posted a 12.8 win percentage on pass rushing opportunities.

• Has 12 pressures this season and has missed just two tackles.

WRESTLING IN THE TRENCHES

• Two of Troy's top four projected interior defensive line men entering the season have something in common ... they're both Georgia state champion wrestlers.

• Senior Will Cholah helped lead Archer High School to the state championship his junior and sophomore seasons ... Cholah was a sectional champion.

• Sophomore Luis Medina won the 285-pound weight class his junior and senior seasons at Chattooga High School ... Chattooga won the Georgia 2A team title his senior year. Medina also finished second as a sophomore.

• The two did meet on the mat and the stories about who won and by how many points is up for contention between the pair.

• Moving one level back on the defense, linebacker KJ Robertson was an Alabama state champion at Thompson High School.

THE EMERGENCE OF T.J. JACKSON

• Sophomore T.J. Jackson has burst on the scene this season for the Trojans after moving from an inside defensive tackle position to defensive end.

• Ranks sixth nationally with at least one sack in five different games.

• One of five players in the country with 1.5 sacks in three games this season and is tied for third nationally with at least 1.5 tackles for loss in five different games.

• He and Richard Jibunor are two of 22 players in the country to have at least five sacks, seven tackles for loss and two forced fumbles.

• One of just six players nationally to have at least 6.5 sacks, two forced fumbles and 12 tackles for loss this season.

• Recorded three tackles for loss against Alabama A&M and Marshall and 1.5 TFLs against WKU and Southern Miss; he added 1.5 sacks against AAMU, Marshall and Southern Miss.

• Has a TFL in 7-of-9 games this season and in six straight contests.

LB NOTES

MR. VERSATILITY

• Troy asked K.J. Robertson to play all over the field last year as he saw time at both Will linebacker and spear.

• In 2020, second-highest graded linebacker in the country and sixth-best overall per PFF with a 90.2 tackle grade – highest in the Group of Five.

• Led all linebackers nationally (min. 315 snaps) with just two missed tackles all 2020 season; missed just two of 60 total opportunities per Pro Football Focus.

• Second-highest graded linebacker in the country and sixth-best overall per PFF with a 90.2 tackle grade – highest in the Group of Five.

• Missed just six tackles in 581 total snaps playing three different defensive positions – Mike, Will, Spear – in 2021. Has missed just two tackles this season playing primarily the Mike linebacker for the first time in his career.

• Intercepted his first career pass in Troy's victory over South Alabama in 2021 and returned it 33 yards for a touchdown.

• Welcomed his second daughter into the world right before fall camp started.

EXPERIENCED GROUP

• Troy's linebacker corp is the most experienced unit on the defensive side of the ball with Carlton Martial, KJ Robertson and Jayden McDonald with significant starts under their belts.

• The trio have combined to start 92 games despite the Trojans only playing two linebackers in their 4-2-5 scheme.

• The linebacker depth was tested against Alabama A&M as Robertson missed the game with a lower-body injury and Martial suffered a lower-body injury early in the third quarter.

• Walk-on redshirt freshman Terry Thomas responded with three tackles and an interception. He followed that up with eight tackles at App State after Martial missed the whole game and McDonald missed most of the contest.

SECONDARY NOTES

NO – NONSENSE REDDY

• Reddy Steward has quietly become one of the top defenders in the Sun Belt and the country... not known for being over the top in his antics, Steward is certainly catching the eyes of opposing coaches.

• Troy's top-rated coverage corner per Pro Football Focus with a 70.0 grade in 2020 ... Posted 26 tackles, four tackles for loss, a pair of sacks, an interception and five pass break ups on the year.

• He was Troy's top-rated coverage cornerback (No. 2 rated CB in the Sun Belt) once again with a 80.6 grade last season. Missed just two tackles, was not been called for a penalty and defended 20-of-28 pass attempts.

• Ranked 25th nationally per PFF (min. 375 snaps) among cornerbacks with an 80.0 defensive grade and 22nd overall defensively among cornerbacks with an 80.6 coverage grade.

• Ranked second nationally (min. 25 targets) holding opponents to a 28.6 reception percentage (8-of-28).

• Among players with 20 or more targets, allowed the fewest receiving yards on the year with just 81 on the eight catches against him.

• Allowed just 37 yards after the catch ... Finished the year with an NFL Passer Rating Against of 24.7, the fifth-best in the country among cornerbacks with at least 200 coverage snaps.

• The longest reception that Steward allowed last season is 10 yards, also best among that group.

2022

• Opponents have receptions on just 57.9 percent of targets this year and are averaging 8.2 yards after the catch.

• Forced Troy's only turnover in it's victory at South Alabama with an interception.

• Named Troy's Defensive Player of the Week for its victory at Western Kentucky - Had four tackles and a PBU, posted a 58.3 NFL passer rating against and defended 4-of-8 passes against him while limiting those catches to 11 yards after the reception.

• Ranks 17th nationally per PFF in coverage grade and second in yards per reception (8.2) min. 330 coverage snaps.

SCHOLARSHIP = EARNED

• Two of Troy's top four players in the safety room are former walk-ons.

• The Troy coaching staff bestowed a scholarship upon Craig Slocum on the opening day of fall camp in 2020 and it didn't take long to prove them correct.

• Named to the Pro Football Focus National Team of the Week after posting a 91.5 overall grade with an interception and three tackles (per PFF, was only officially credited with one tackle) at Middle Tennessee.

• Slocum intercepted a pass in the second quarter and returned it for a touchdown. However, it was called back after a questionable block in the back penalty.

• Keyshawn Swanson earned a scholarship at the end of Troy's T-Day spring game in 2022 after playing a key role on the 2021 squad and making an impression on the new staff during spring practice.

• Both players made a big impact in the opener at Ole Miss; Swanson forced a fumble and tied a career-high with five tackles. He was Troy's highest-rated player per PFF in the game with an 86.5 overall defensive grade. He performance ranked 29th nationally among players with at least 33 snaps.

• Slocum added a career-high 10 tackles, a pass break up and a fumble recovery in the game.

• Slocum has played Troy's second-most overall snaps this season (539), while Swanson has played 150 snaps and is Troy's highest rated defensive player (min. 150 snaps) per PFF.

SECONDARY SHUFFLE

• Dell Pettus is making the fourth move of his young career.

• Pettus, now a junior, was originally slotted to play cornerback for the Trojans but shifted to free safety and thrived in the roll earning Freshman All-America honors. In 2020, Pettus was on the move again to strong safety, and in 2021 he has moved back to free safety. Pettus is on the move again this season moving back to strong safety.

• He ranked 23rd nationally (players min. 500 snaps) for his tackling efforts, 13th among defensive backs and eighth among safeties in 2021.

• Ranked 12th among all Group of Five defenders in tackling (min. 500 snaps) and second in the Sun Belt; seventh among all G5 defensive backs and first in the Sun Belt.

• Played 562 defensive snaps, fourth-most on the team and missed just three tackles all season.

• This season, his 510 snaps are the fourth-most on the team and his five missed tackles are the fewest among Troy's regulars on defense.

LB | CARLTON MARTIAL | 5-9, 210 | SENIOR | MOBILE, ALA.



CARLTON MARTIAL'S CAREER STATS

	G	SOLO	AST	TOT	TFL	SACKS	INT	FF	FR
2018	12	33	43	76	8.5-29	3-21	0	3	1
2019	12	69	57	126	18.5-73	4-40	3	3	1
2020	11	54	59	113	10.0-22	1-3	1	0	0
2021	12	44	83	127	10.0-30	2-10	1	1	0
2022	8	37	47	84	3.0-7	0.5-3	1	1	0
TOTAL	55	237	289	526	50-161	10.5-77	6	8	2

MARTIAL'S STORY

• Carlton Martial's story is a remarkable one. He came to Troy as a 5-foot-9 walk-on with no FBS offers, three FCS offers (Alabama A&M, Alcorn State, Jackson State) and four DII offers (North Alabama, West Alabama, Tuskegee, West Florida).

• Named one of the top three returning linebackers in the country for the 2021 season by Pro Football Focus.

• Entered the 2022 campaign just 104 tackles shy of setting the all-time FBS record.

• Is one of just two players at the FBS level since 2000 to record more than 425 tackles, 47 tackles for loss and five interceptions in their career – he has 442 tackles, 47 tackles for loss and five interceptions

• Is the nation's leading tackler since the start of the 2018 season, with 442 tackles: 66 more than the next closest player.

• He redshirted the 2017 season and made his mark on the scout team, so much so that former head coach Neal Brown put Martial on scholarship before he ever played a collegiate snap.

• He took the Sun Belt by storm his freshman season en route to Freshman All-America honors ... was rated by PFF as the 20th best defensive player in the country and fifth nationally against the run – three of the four players ahead of him were selected within the first 13 picks of the NFL Draft (minimum of 375 snaps).

• In 2019, he was named to the Pro Football Focus All-America Second Team and was named the No. 35 player in the country by PFF ... Became just the 12th player and first underclassman in the last 20 years at the FBS level to finish a season with at least 100 tackles, 15 tackles for loss and three interceptions ... Named to the All-Sun Belt First Team ... Closed the year with 126 tackles, the most by a Troy player since 2000, and 18.5 tackles for

loss, the fifth most in a season in Troy history, and three picks ... Only player in the country to rank in the top eight nationally in tackles (10.5) and tackles for loss per game (1.54).

• His 126 tackles stand as the most by a Troy player since 2000. That is significant because the NCAA changed the rule how defensive stats were measured prior to the 2004 season.

• Added to the rule book in 2004 was the statement – "Defensive numbers compiled by the coaching staff or other university/college personnel using game film will not be considered 'official' NCAA statistics."

• Layman's terms? Prior to 2004, schools would adjust defensive tackle numbers quite considerably based on the loose definition by coaches when they broke down the game film on Sundays after games – players tackle totals would regularly double from Saturday to Monday and clog up the record books with totals that seem unreachable.

2020 Season

• Tied for the nation's lead with 113 tackles on the season (Auburn's Zakoby McClain).

• His 9.50 tackles per game in the month of October ranked as the second most in the conference and the 18th most nationally among players who have played at least three games.

• Among players with at least three games played, ranked 11th in the month of November with 11.0 tackles per game.

• Rated as the sixth-best defensive player in the country per PFF with a 82.4 overall defensive grade and the fourth-best defender against the run with a 82.4 grade

2021 Season

• Named one of three finalists for the Burlsworth Trophy, which is presented annually to the nation's top player who began his career as a walk-on.

• Finished the regular season with 24 more tackles than anyone else in the Sun Belt – seven more overall despite playing two fewer games – and was the only player averaging double-digit tackles per game.

• Ranked sixth nationally with 10.6 tackles per game and ended the season just 17 tackles shy of the all-time Sun Belt record.

• Posted six games with double-digit tackles, including games with 18 and 19 tackles.

• Among linebackers with at least 650 snaps, ranked eighth per Pro Football Focus with an overall 81.8 defensive grade and second with an 87.1 rush defense grade – among all players, his rush defense-grade ranks 17th.

• One of just three players in Troy history – Boris Lee and Jerrel Jernigan – to earn a trio of All-Sun Belt First Team honors.

2022 Season

• Became the Sun Belt Conference's all-time leading tackler with his third tackle against Marshall.

• Missed game at App State after suffering an injury against Alabama A&M – snapped a 42-game consecutive start streak.

• Recorded 18 tackles in his return from injury against Marshall; it was tied for the third-most tackles in a game in his career.

• Martial's 18 tackles are tied for the second-most in a game this season nationally and the sixth-most in a game in Troy history.

• 21st-rated linebacker per PFF (min. 475 snaps).

BURLSWORTH FINALIST

- Carlton Martial was one of three finalists for the Burlsworth Trophy, which is presented annually to the nation's top player who began his career as a walk-on.
- The other two finalists were National Championship winning quarterback Stetson Bennett from Georgia and Arkansas linebacker Grant Morgan.

By the Numbers

Double-Digit Tackle Games.....	24
Games with 5+ Solo Tackles	25
Games with TFL	36
Games with Multiple TFL.....	15
Games with Sack	10
Forced Turnovers.....	13

UNTIED SHOE

- Every player has their own superstitions but Carlton Martial might be alone with his.
- Look down at his left foot during the game and you'll noticed that he left shoe is untied. Why? No good reason other than it would never stay tied his freshman year at McGill-Toolen High School so he just left it untied and a tradition was born.

SPECIAL TEAMS NOTES

THE BUCE JUICE

- Brooks Buce was a first team all-state kicker out of Atlanta Christian High School and served as Georgia No. 2 kicker each of the last three seasons prior to joining the Troy roster in 2021.
- Buce didn't get a chance to kick a field goal, but converted on 7-of-8 extra points at Georgia.
- Buce's field goal against ULM in 2021 was his first attempt in a game in 1,751 days (high school his last attempt).
- Buce was named the Sun Belt Special Teams Player of the Week after kicking a pair of field goals, including the game-winner, against Georgia Southern.
- Held opponents to an average starting field position of the 26.8-yard line on his kickoffs.
- Ranked 13th nationally among kickers with nine attempts with his 88.9 success rate on field goals.
- Made 24 straight extra-point attempts to end the season (two misses came due to poor protection.
- Buce is 20-for-23 since the start of the 2021 season. His 87.0 percent success rate ranks eighth among players with at least 20 attempts combined in 2021 and 2022.
- Outscored Marshall, 10-7, after kicking three field goals and an extra point.
- Made a 51-yard field goal at South Alabama in the fourth quarter to game the Trojans a four-point lead.

BLOCKING MACHINE

- Defensive tackle Will Choloh turned into a blocking machine with a pair of blocked kicks in two straight games in 2020. He tied for fourth nationally with the two blocked kicks and was the first Trojan with two blocks in a season since Marcus Webb had two in 2017.
- Troy's three blocked kicks in 2020 ranked sixth nationally.
- Dell Pettus picked up Troy's first block of the 2021 season as he blocked a Liberty field goal late in the fourth quarter to set up a Troy score.
- Choloh got into the mix again last blocking an extra point at Southern Miss.
- This season, Caleb Ransaw blocked a Marshall field goal as time expired in the first half to maintain Troy's 10-0 lead.

PASSING YARDS

Player	Comp-Att	Yds
1. Corey Robinson (2010-13)	1179-1,823	13,477
2. Brandon Silvers (2014-17)	969-1,504	10,684
3. Brock Nutter (1997-2001)	581-1,037	7,687
4. Sim Byrd (1966-68)	575-924	7,619
5. Levi Brown (2008-09)	522-830	6,284
6. Gunnar Watson (2018-pr.)	519-795	5,861

PASSING ATTEMPTS

Player	Att
1. Corey Robinson (2010-13)	1,823
2. Brandon Silvers (2014-17)	1,504
3. Brock Nutter (1997-2001)	1,037
4. Sim Byrd (1966-68)	924
5. Omar Haugabook (2006-07)	868
6. Levi Brown (2008-09)	830
7. Gunnar Watson (2018-pr.)	795

PASSING COMPLETIONS

Player	Att.	Comp
1. Corey Robinson (2010-13)	1,823	1,179
2. Brandon Silvers (2014-17)	1,504	969
3. Brock Nutter (1997-2001)	1,037	581
4. Sim Byrd (1966-68)	924	575
5. Omar Haugabook (2006-07)	868	532
6. Levi Brown (2008-09)	830	522
7. Gunnar Watson (2018-pr.)	795	519

PASSING TOUCHDOWNS

Player	TD
1. Corey Robinson (2010-13)	81
2. Sim Byrd (1966-68)	79
3. Brandon Silvers (2014-17)	71
4. Brock Nutter (1997-2001)	49
5. Kaleb Barker (2016-19)	41
6. Kelvin Simmons (1992-93)	40
7. Omar Haugabook (2006-07)	39
8. Levi Brown (2008-09)	38
9. Gunnar Watson (2018-pr.)	32

PASS COMPLETION PERCENTAGE (min 100 attempts)

Player	Comp-Att	Pct
1. Deon Anthony (2012-13)	105-156	67.3
2. Kaleb Barker (2016-19)	402-603	66.7
3. Taylor Powell (2021)	125-189	66.1
4. Gunnar Watson (2018-pr.)	519-795	65.3
5. Corey Robinson (2010-13)	1179-1823	64.7
6. Brandon Silvers (2014-17)	969-1,504	64.4
7. Sawyer Smith (2016, 18)	162-254	63.8
8. Levi Brown (2008-09)	522-830	62.9
9. Jamie Hampton (2007-11)	133-212	62.7
10. Sim Byrd (1966-68)	575-924	62.2

RUSHING YARDS

Player	Att	Yds
1. DeWhitt Betterson (2001-04)	653	3,441
2. Jordan Chunn (2013-17)	679	3,120
3. Ted Horstead (1983-86)	638	2,926
4. Shawn Southward (2009-12)	542	2,793
5. DuJuan Harris (2007-10)	539	2,636
6. Mike Turk (1984-87)	493	2,533
7. Joe Jackson (1994-97)	469	2,418
8. Arrid Gregory (1993-96)	365	2,417
9. Eddie Coleman (1990-92)	420	2,360
10. Tony Jackson (1987-90)	480	2,326
11. Brandon Burks (2012-15)	431	2,264
12. B.J. Smith (2016-21)	454	2,203
13. Kenny Cattouse (2004-07)	402	1,966
14. Sullivan Walker (1975-77)	343	1,931
15. Ron Daniels (1974-77)	363	1,921
16. LeBarron Black (1999-2002)	499	1,840
17. Phillip Jones (1997-99)	392	1,727
18. Kimani Vidal (2020-pr.)	367	1,701

19. **DK Billingsley (2018-22)** 329 1,672

RUSHING ATTEMPTS

Player	Att	Yds
1. Jordan Chunn (2013-17)	679	3,120
2. DeWhitt Betterson (2001-04)	653	3,441
3. Ted Horstead (1983-86)	638	2,926
4. Shawn Southward (2009-12)	542	2,793
5. DuJuan Harris (2007-10)	539	2,636
6. LeBarron Black (1999-2002)	499	1,840
7. Mike Turk (1984-87)	493	2,533
8. Tony Jackson (1987-90)	480	2,326
9. Joe Jackson (1994-97)	469	2,418
10. B.J. Smith (2016-21)	454	2,203
11. Brandon Burks (2012-15)	431	2,264
12. Eddie Coleman (1990-92)	420	2,360
13. Kenny Cattouse (2004-07)	402	1,966
14. Phillip Jones (1997-99)	392	1,727
15. Kimani Vidal (2020-pr.)	367	1,701
16. Arrid Gregory (1993-96)	365	2,417
17. Ron Daniels (1974-77)	363	1,921
18. Boyd Grant (1976-79)	345	1,485
19. Sullivan Walker (1975-77)	343	1,931
20. Johnny Grimes (1971-73)	341	1,397
DK Billingsley (2018-22)	329	1,672

RUSHING TOUCHDOWNS

Player	Att	TD
1. Jordan Chunn (2013-17)	679	47
2. Joe Jackson (1994-97)	469	34
3. Shawn Southward (2009-12)	542	33
4. Mike Turk (1984-87)	493	32
5. DuJuan Harris (2007-10)	443	27
6. DeWhitt Betterson (2001-04)	653	24
7. B.J. Smith (2016-21)	454	23
8. Arrid Gregory (1993-96)	365	21
9. Jeremy Rowell (1991,93-95)	226	20
10. Phillip Jones (1997-99)	392	17
Omar Haugabook (2006-07)	295	16
Kenny Cattouse (2004-07)	402	16
Sullivan Walker (1975-77)	343	16
14. DK Billingsley (2018-22)	329	15
LeBarron Black (1999-2002)	499	15
Jimmy Godwin (1991-93)	142	15
Willie Tullis (1978-80)	293	15
18. Demontray Carter (2000-01)	308	14
Bob Godsey (1986-89)	328	14
20. Kelvin Simmons (1992-93)	230	13
Tony Jackson (1987-90)	480	13
Johnny Grimes (1971-73)	341	13
Kimani Vidal (2020-pr.)	367	12

PASS RECEPTIONS

Player	Rec
1. Jerrel Jernigan (2007-10)	262
2. Danny Grant (1966-69)	215
3. Eric Thomas (2010-13)	197
4. Deondre Douglas (2015-18)	177
5. Jason Samples (2001-04)	161
6. Vince Green (1967-70)	160
7. Gary Banks (2004-07)	155
8. Emanuel Thompson (2014-17)	149
9. Kaylor Geiger (2019-20)	141
10. Chandler Worthy (2011-14)	137
11. Chip Reeves (2008-10, 12)	121
12. Tez Johnson (2020-pr.)	119

RECEIVING YARDS

Player	Rec	Yds
1. Jerrel Jernigan (2007-10)	262	3,128
2. Danny Grant (1966-69)	215	2,907
3. Eric Thomas (2010-13)	197	2,655
4. Vince Green (1967-70)	160	2,281
5. Jason Samples (2001-04)	161	2,224

6. Kelvin Murdock (1978-81)	109	2,143
7. Deondre Douglas (2015-18)	177	2,012
8. Perry Griggs (1973-76)	110	1,975
9. Chip Reeves (2008-10, 12)	121	1,968
10. Heyward Skipper (2000-02)	112	1,800
11. Chandler Worthy (2011-14)	137	1,767
12. Robert Kilow (1991-94)	106	1,663
13. Greg Harris (1984-87)	106	1,632
14. Kaylor Geiger (2019-20)	141	1,625
15. Gary Banks (2004-07)	155	1,600
16. Emanuel Thompson (2014-17)	149	1,567
17. Tez Johnson (2020-pr.)	119	1,563
Mike Culbertson (1971-74)	95	1,563

TOTAL TACKLES

Player	SoloAst	Total
1. Gerrick Pimienta (1985-88)	307	256
2. Carlton Martial (2018-pr.)	237	289

UNASSISTED TACKLES

Player	Tackles
1. Gerrick Pimienta (1985-88)	307
2. Robert Bradley (1982-85)	257
3. Carlton Martial (2018-pr.)	237

ASSISTED TACKLES

Player	Tackles
1. Carlton Martial (2018-pr.)	289
2. Gerrick Pimienta (1985-88)	256

TACKLES FOR LOSS

1. DeMarcus Ware (2001-04)	55.0
2. Carlton Martial (2018-pr.)	50.0
3. Tyler Roberts (2012-15)	41.5
4. Osi Umenyiora (1999-2002)	38.5
5. Brandon Lang (2006-09)	38.0
6. Anthony Rabb (1996-99)	33.5
7. Tim Betts (1997-2000)	33.0
Al Lucas (1996-99)	33.0
9. Jamal Stodom (2014-17)	32.5
10. Jonathan Massaquoi (2010-11)	32.0
11. Hunter Reese (2015-18)	30.5
12. Will Cholah (2018-pr.)	30.0
13. Cameron Sheffield (2006-09)	29.5
14. Boris Lee (2006-09)	29.0
15. Javon Solomon (2019-pr.)	28.5
16. Kenny Mainor (2004-08)	27.0
Naazir Yamini (1999-2002)	27.0
18. Leverne Johnson (2001-05)	25.5
19. Johnny Faulk (2001-05)	25.0
Reggie Lowe (1994-97)	25.0
Stacy Murry (1994-97)	25.0
Antjuan Marsh (1989-92)	25.0
Richard Jibunor (2020-pr.)	24.5

QUARTERBACK SACKS

Player	Sacks
1. Charles Pickett (1974-76)	43.0
2. Kenny Craik (1977-80)	31.0
3. Reggie Lowe (1994-97)	28.0
4. DeMarcus Ware (2001-04)	27.5
Antjuan Marsh (1989-92)	27.5
6. Gary Bradshaw (1980-83)	26.0
Rick Maxey (1974-77)	26.0
8. Brandon Lang (2006-09)	24.0
Osi Umenyiora (1999-2002)	24.0
Pratt Lyons (1995-96)	24.0
11. Jesse Wallace (1977-80)	23.0
12. Tyler Roberts (2012-15)	19.5
13. Jonathon Massaquoi (2010-11)	19.0
15. Mike Richardson (1978-81)	18.0
16. Richard Jibunor (2020-pr.)	17.5
David Summerall (1987-89)	17.5
18. Ralph Sanders (1974-76)	17.0

19.	Will Cholah (2018-pr.)	16.5
20.	Jamal Stadom (2014-17)	15.5
	Andrew Wright (1985-87)	15.5
	Javon Solomon (2020-pr.)	15.0

FIELD GOAL PERCENTAGE (min 10 attempts)				
	Player	MADE	ATT	Pct.
1.	Randy Hicks (1969-71)	16	16	1.000
2.	Brooks Buce (2021-pr.)	20	23	.870
3.	Jed Solomon (2012-15)	15	19	.789
4.	Will Scott (2012-13)	28	36	.778
5.	Lawrence Tynes (1997-2000)	44	57	.772
6.	Tyler Sumpter (2017-19)	39	51	.765
7.	Matt Huerkamp (1996)	18	24	.750
8.	Ryan Kay (2013-16)	29	39	.744
9.	Michael Taylor (2009-11)	36	50	.720
10.	Sam Glusman (2008-09)	27	38	.711

AVERAGE YARDS PER PUNT (min 30 attempts)				
	Player	Att	Yds	Avg.
1.	Mike Rivers (2022)	30	1,770	43.17
2.	Will Scott (2012-13)	110	4,709	42.81
3.	Luke Magliozi (2021)	61	2,594	42.52
4.	Tyler Sumpter (2017-19)	156	6,579	42.17
5.	Thomas Olmsted (2002-05)	288	11,953	41.50
6.	Greg Whibbs (2003-07)	47	1,942	41.31
7.	Matt Allen (1997-2000)	225	9,226	41.09
8.	Ryan Kay (2013-16)	195	7,961	40.83
9.	Will Goggans (2009-11)	240	9,797	40.82
10.	David Cooper (1967-69)	91	3,675	40.38

SUN BELT CAREER RECORDS		
Tackles for Loss		
	Player	TFL
1.	Javon Rolland-Jones (Ark. State, 2014-17)	65.5
2.	Antwan Barnes (FIU, 2004-06)	55.0
3.	Carlton Martial (Troy, 2018-pr.)	50.0

Tackles		
	Player	Tackles
1.	Carlton Martial (Troy, 2018-pr.)	526
2.	Bryan London (Texas State, 2015-19)	459
3.	Qushaun Lee (Ark. State, 2011-14)	393

TROY SINGLE SEASON RECORDS		
Field Goal Pct. (min 10 attempts)		
	Player	Pct.
1.	Greg Whibbs, 2007 (16-18)	88.9
2.	Brooks Buce, 2022 (12-14)	85.7
	Greg Whibbs, 2004 (12-14)	85.7
4.	Will Scott, 2012 (17-21)	81.0
5.	Lawrence Tynes, 2000 (12-14)	80.0
6.	Jed Solomon, 2015 (15-19)	78.9
7.	Michael Taylor, 2009 (11-14)	78.6
8.	Ryan Kay, 2016 (18-23)	78.3
9.	Tyler Sumpter, 2019 (14-18)	77.8
10.	Michael Taylor, 2010 (17-22)	77.3

10.	Lawrence Tynes, 1999 (13-17)	76.5
Average Yards/Punt (min 20 att.)		
	Player	Avg.
1.	Jack Martin, 2020	46.12
2.	Tyler Sumpter, 2018	45.13
3.	Will Scott, 2013	44.54
4.	Sim Byrd, 1968	44.38
5.	Mike Rivers, 2022	43.17
6.	Thomas Olmsted, 2004	43.05
7.	Luke Magliozi, 2021	42.52
8.	Thomas Olmsted, 2003	42.36
9.	David Cooper, 1969	42.31
10.	Will Goggans, 2010	42.21
	Ryan Kay, 2015	41.90

NCAA FBS CAREER RECORDS		
Career Tackles		
	Player	
Tackles		
1.	Tim McGarigle (Northwestern, 2002-05)	545
2.	Luke Kuechly (Boston College, 2009-11)	532
3.	Rod Davis (Southern Miss, 2000-03)	526
	Carlton Martial (Troy, 2018-pr.)	526
5.	Marcus McGraw (Houston, 2008-11)	510

TACKLES FOR LOSS		
	Player	TFL
1.	Jason Babin (Western Michigan,2000-03)	75.0
	Khalil Mack (Buffalo, 2010-13)	48 62 26 75.0
3.	George Selvie (South Florida, 2006-09)	69.0
4.	Jaylon Ferguson (Louisiana Tech, 2015-18)	66.5
5.	Aaron Donald (Pittsburgh, 2010-13)	66.0
6.	Terrell Suggs (Arizona State, 2000-02)	65.5
	Johnathan Goddard (Marshall, 2001-04)	65.5
8.	Derrick Johnson (Texas, 2001-04)	65.0
	Ja'Von Rolland-Jones (Ark. State, 2014-17)	65.0
10.	Dontay Moch (Nevada 2006-10)	63.0
11.	Kyle Van Noy (BYU, 2010-13)	62.0
12.	E.J. Henderson (Maryland, 2000-02)	61.0
13.	Rod Davis (Southern Miss, 2000-03)	60.5
	Dan Bazuin (Central Michigan, 2003-06)	60.5

15.	Bradley Chubb (NC State, 2014-17)	60.0
16.	Shaun Phillips (Purdue, 2000-03)	59.5
	Bill Swancutt (Oregon State, 2001-04)	59.5
	Eric Henderson (Georgia Tech, 2002-05)	59.5
19.	Jeremy Beal (Oklahoma, 2007-10)	58.5
20.	David Pollack (Georgia, 2001-04)	58.0
	Sutton Smith (Northern Illinois, 2015-18)	58.0
22.	Bruce Miller (UCF, 2007-10)	57.5
23.	Ryan Kerrigan (Purdue, 2007-10)	57.0
24.	Antwan Peek (Cincinnati, 2000-02)	56.0
	Brandon Graham (Michigan, 2006-09)	56.0
	Carlton Martial (Troy, 2018-pr.)	50.0

FBS ERA DEFENSIVE TOUCHDOWNS

Year	Player	Type	Yards	Opponent
2022	Buddha Jones	Fumble	23	Marshall
2021	KJ Robertson	Interception	31	South Alabama
2021	Keyshawn Swanson	Interception	33	Texas State
2021	Zion Williams	Interception	19	Southern
2020	Dell Pettus	Interception	44	Georgia Southern
2020	Darrell Starling	Fumble	20	Arkansas State
2020	Reddy Steward	Interception	35	Georgia State
2020	Shakel Brown	Fumble	21	Georgia State
2019	Carlton Martial	Interception	64	Texas State
2019	Will Sunderland	Interception	29	South Alabama
2018	Tron Folsom	Interception	53	Florida A&M
2017	Marcus Jones	Interception	100	Arkansas State
2017	Blace Brown	Interception	53	Boise State
2015	Demetrius Cain	Fumble	17	Louisiana
2015	Demetrius Cain	Fumble	19	Georgia Southern
2015	LaMarcus Farmer	Interception	55	ULM
2015	Darrin Reddick	Fumble	27	ULM
2015	Rashad Dillard	Fumble	33	at New Mexico State
2014	Montres Kitchens	Interception	28	at Idaho
2013	Eli Canton	Interception	78	Savannah State
2013	Camren Hudson	Interception	65	Louisiana
2012	Brynden Trawick	Interception	70	Arkansas State
2011	LaDarrius Madden	Interception	53	at Arkansas
2011	Chris Pickett	Fumble	63	Middle Tennessee
2011	Tony Davis	Fumble	29	at FIU
2009	Boris Lee	Interception	30	ULM
2008	Jorrick Calvin	Fumble	17	vs. Southern Miss
2008	Terence Moore	Interception	28	at LSU
2007	Chris Braswell	Fumble	16	at Western Kentucky
2007	Boris Lee	Fumble	1	at Arkansas State
2007	Boris Lee	Interception	28	ULM
2007	Elbert Mack	Interception	39	Louisiana
2004	Derrick Ansley	Interception	16	Middle Tennessee
2004	Robby Farmer	Interception	29	Middle Tennessee
2004	Leverne Johnson	Interception	24	Idaho
2004	Johnny Faulk	Fumble	79	Idaho
2004	Leodis McKelvin	Interception	71	Utah State
2003	Derrick Ansley	Interception	70	Marshall
2002	Johnny Faulk	Interception	34	Florida A&M
2001	David Philyaw	Fumble	8	at ULM
2001	Rayshun Reed	Interception	26	Cal State Northridge
2001	Rayshun Reed	Interception	73	Mississippi State

FBS ERA SPECIAL TEAMS TOUCHDOWNS

Year	Player	Type	Yards	Opponent
2019	Reggie Todd	Kickoff Return	69	Southern Miss
2018	Marcus Jones	Kickoff Return	96	Coastal Carolina
2018	Cedarius Rookard	Punt Return	58	Nebraska
2017	Marcus Jones	Kickoff Return	99	Arkansas State
2017	Marcus Jones	Kickoff Return	87	Coastal Carolina
2017	Marcus Jones	Kickoff Return	91	Coastal Carolina
2016	Jabir Daughtry-Frye	Kickoff Return	100	New Mexico State
2016	Demetrius Cain	Punt Return (Blocked)	15	New Mexico State
2015	Teddy Ruben	Punt Return	64	Charleston Southern
2014	Chandler Worthy	Kickoff Return	89	New Mexico State
2014	Chandler Worthy	Kickoff Return	99	Appalachian State
2013	K.D. Edenfield	Punt Return (Blocked)	11	ULM
2010	Jerrel Jernigan	Punt Return	75	Louisiana
2010	Jerrel Jernigan	Kickoff Return	100	at Oklahoma State
2009	Bryan Willis	Kickoff Return	38	Louisiana
2008	Jorrick Calvin	Blocked Field Goal	65	Louisiana
2008	Jorrick Calvin	Kickoff Return	95	at North Texas
2007	Leodis McKelvin	Punt Return	52	North Texas
2007	Leodis McKelvin	Punt Return	84	at FIU
2007	Leodis McKelvin	Punt Return	74	Oklahoma State
2006	Leodis McKelvin	Punt Return	48	at FIU
2005	Leodis McKelvin	Kickoff Return	100	at South Carolina
2005	Leodis McKelvin	Punt Return	73	UAB
2004	Leodis McKelvin	Punt Return	64	Florida Atlantic
2004	Leodis McKelvin	Punt Return	60	Idaho
2001	Demontray Carter	Kickoff Return	94	Southern Utah

FIELD POSITION

TROY (Regulation)					Opponents (Regulation)				
Opponent	No. of Drives	Avg. Start	Inside RZ	Cross 50	Opponent	No. of Drives	Avg. Start	Inside RZ	Past 50
Ole Miss	12	Own 27	2	7	Ole Miss	12	Own 32	4	7
Alabama A&M	14	Own 33	5	11	Alabama A&M	15	Own 28	3	8
App State	9	Own 26	5	5	App State	9	Own 27	5	6
Marshall	11	Own 24	5	7	Marshall	13	Own 35	2	5
Western Kentucky	11	Own 30	5	7	Western Kentucky	11	Own 25	3	8
Southern Miss	12	Own 37	3	7	Southern Miss	12	Own 30	3	4
Texas State	12	Own 28	1	6	Texas State	12	Own 22	1	4
South Alabama	10	Own 27	1	5	South Alabama	10	Own 21	1	5
Louisiana	11	Own 24	2	4	Louisiana	11	Own 30	4	6
Totals	102	Own 28.4	29	59	Totals	105	Own 27.8	26	53

DRIVE STATISTICS

TROY								Opponents							
Opponent	No.	3 &		Score	Pct.	TD	Pct	Opponent	No.	3 &		Score	Pct.	TD	Pct.
		Out	Pct.							Out	Pct.				
Ole Miss	12	3	25.0	2	16.7	1	8.3	Ole Miss	12	3	25.0	4	33.3	4	33.3
Alabama A&M	14	3	21.4	6	42.8	5	35.7	Alabama A&M	15	5	33.0	3	20.0	2	13.3
App State	9	3	33.3	4	44.4	4	44.4	App State	9	1	11.1	5	55.5	4	44.4
Marshall	11	4	36.4	3	27.3	0	0.0	Marshall	13	4	30.8	1	7.7	1	7.7
Western Kentucky	11	2	18.2	6	54.5	4	36.4	Western Kentucky	11	0	0.0	5	45.5	3	27.3
Southern Miss	12	2	16.7	5	41.7	3	25.0	Southern Miss	12	6	50.0	2	16.7	1	8.3
Texas State	12	5	41.7	3	25.0	2	16.7	Texas State	12	5	41.7	2	16.7	2	16.7
South Alabama	10	2	20.0	2	20.0	1	10.0	South Alabama	10	2	20.0	2	20.0	0	0.0
Louisiana	11	3	36.4	4	27.3	3	18.2	Louisiana	11	4	36.4	3	27.3	2	18.2
Total	102	27	26.5	35	34.3	23	22.5	Total	105	30	28.6	27	25.7	19	18.1

IN THE RED ZONE

TROY						Opponents					
Opponent	Times in		Score	Pct.	FG	Opponent	Times in		Score	Pct.	FG
	RZ	TD					RZ	TD			
Ole Miss	2	1	50.0	1	100.0	Ole Miss	4	4	100.0	0	100.0
Alabama A&M	5	2	40.0	1	60.0	Alabama A&M	3	2	66.7	0	66.7
App State	5	4	80.0	0	80.0	App State	5	3	60.0	1	80.0
Marshall	5	0	0.0	2	40.0	Marshall	2	1	50.0	0	50.0
Western Kentucky	5	3	60.0	2	100.0	Western Kentucky	3	2	60.0	1	100.0
Southern Miss	4	2	50.0	1	75.0	Southern Miss	3	1	33.3	1	66.7
Texas State	1	0	0.0	1	100.0	Texas State	1	1	100.0	0	100.0
South Alabama	2	1	50.0	0	50.0	South Alabama	1	0	0.0	1	100.0
Louisiana	2	1	50.0	1	100.0	Louisiana	4	2	50.0	1	75.0
Total	31	14	45.2	9	74.2	Total	26	16	61.5	5	80.8

3RD DOWN AND ...

	TROY											Opponents										
Yards	MISS	AAMU	APP	MAR	WKU	USM	TXST	USA	LA	Total	Yards	MISS	AAMU	APP	MAR	WKU	USM	TXST	USA	LA	Total	
1	1-1	0-0	2-2	0-0	2-2	1-1	2-2	1-2	1-1	10-11	1	1-1	1-1	0-0	4-4	1-1	1-2	2-3	1-1	0-0	11-13	
2-3	3-4	1-2	1-2	1-4	2-3	2-2	0-1	0-3	2-5	12-26	2-3	3-3	1-2	1-2	0-1	3-5	0-0	1-1	1-2	5-5	15-21	
4-6	1-4	2-4	0-1	2-3	0-0	1-3	0-5	0-2	2-3	8-25	4-6	1-2	4-6	4-4	2-3	2-4	1-1	2-5	0-2	2-8	18-35	
7-9	1-3	1-1	1-1	0-3	0-5	0-2	1-1	0-1	1-3	5-19	7-9	2-5	0-1	1-5	2-3	1-3	1-3	0-3	2-4	0-1	9-28	
10-14	0-3	0-3	2-3	0-2	1-3	1-1	0-1	0-3	0-2	4-21	10-14	2-2	0-6	1-3	0-3	0-2	3-5	0-2	0-2	0-2	6-27	
15+	0-2	0-1	0-2	0-2	0-1	0-3	0-2	0-1	0-1	0-15	15+	0-1	0-2	0-1	0-5	0-1	0-3	0-1	0-2	0-0	0-16	
4+	2-12	3-9	3-7	2-10	1-9	2-9	1-9	0-7	3-9	17-81	4+	5-10	4-15	7-14	4-14	3-10	5-12	2-11	2-10	2-11	30-98	
7+	1-8	1-5	3-6	0-7	1-9	1-6	1-4	0-5	1-6	9-56	7+	4-8	0-9	2-9	2-11	1-6	4-11	0-6	2-8	0-3	15-71	
10+	0-5	0-4	2-5	0-4	1-4	1-4	0-3	0-4	0-3	4-36	10+	2-3	0-8	1-4	0-8	0-3	3-8	0-3	0-4	0-2	6-43	
Total	6-17	4-11	6-11	3-14	5-14	5-12	3-12	1-12	6-15	39-118	Total	9-14	6-18	7-15	8-19	7-16	6-14	5-15	4-13	7-16	59-140	

OLE MISS GAME

Plays	Yards	Time	Result
7	26	4:16	Punt
6	19	3:24	Punt
6	7	2:33	Punt
3	6	1:33	Punt
3	1	2:04	Punt
11	47	3:09	*FIELD GOAL
5	33	2:33	Downs
2	0	0:48	Interception
10	42	4:28	Downs
9	52	3:20	Fumble
11	39	5:07	*TOUCHDOWN
9	54	3:43	Downs

ALABAMA A&M GAME

Plays	Yards	Time	Result
3	23	1:30	Punt
3	4	1:55	Punt
4	15	1:59	Interception
3	-9	1:06	Punt
9	65	2:32	Fumble
7	20	3:12	Downs
6	65	0:52	*TOUCHDOWN
4	75	1:29	*TOUCHDOWN
1	59	0:11	*TOUCHDOWN
4	14	0:54	Interception
10	82	3:14	*TOUCHDOWN
6	55	1:47	*FIELD GOAL
4	58	1:37	*TOUCHDOWN
3	0	1:07	Punt
4	15	2:33	End of half

APP STATE GAME

Plays	Yards	Time	Result
1	0	0:07	Interception
13	75	6:59	*TOUCHDOWN
7	9	4:36	Punt
8	81	3:51	*TOUCHDOWN
12	75	1:22	*TOUCHDOWN
3	3	1:41	Punt
7	49	2:55	Missed FG
12	64	5:14	*TOUCHDOWN
3	9	0:53	*SAFETY

MARSHALL GAME

Plays	Yards	Time	Result
6	49	2:47	Fumble
6	68	2:10	*FIELD GOAL
8	80	3:55	Fumble
7	20	3:12	Downs
3	6	2:05	Punt
1	-1	0:03	End of half
3	0	2:43	Punt
3	7	1:30	Interception
3	2	1:36	Punt
5	41	2:39	Punt
5	69	1:41	*FIELD GOAL
5	64	3:11	*FIELD GOAL
4	12	1:32	End of half

WESTERN KENTUCKY GAME

Plays	Yards	Time	Result
13	58	4:47	*FIELD GOAL
7	93	3:44	*TOUCHDOWN
4	-2	1:04	Interception
3	-4	1:23	Punt
3	1	0:34	Punt
7	53	1:06	*FIELD GOAL
9	75	3:20	*TOUCHDOWN
6	-3	3:14	Punt
9	75	3:33	*TOUCHDOWN
9	61	3:42	*TOUCHDOWN
5	19	2:24	Punt
3	-6	1:01	End of half

SOUTHERN MISS GAME

Plays	Yards	Time	Result
6	29	3:57	Punt
8	28	4:45	*FIELD GOAL
1	0	0:11	Interception
7	71	3:30	Interception
6	27	2:36	*TOUCHDOWN
3	0	1:04	Punt
6	83	3:37	*TOUCHDOWN
6	7	4:09	Punt
8	40	6:07	Punt
5	22	2:00	*FIELD GOAL
1	23	0:05	*TOUCHDOWN
4	14	2:47	Punt

TEXAS STATE GAME

Plays	Yards	Time	Result
5	17	1:53	Interception
3	6	1:10	Punt
3	4	1:00	Punt
1	74	0:12	*TOUCHDOWN
6	43	3:40	Punt
7	42	3:31	*FIELD GOAL
4	56	0:19	End of half
3	8	1:39	Punt
3	-10	1:05	Punt
6	31	3:41	Punt
9	79	4:16	*TOUCHDOWN
3	1	1:37	Punt
10	31	5:28	End of half

SOUTH ALABAMA GAME

Plays	Yards	Time	Result
6	25	3:35	Punt
10	67	5:13	*TOUCHDOWN
11	26	7:40	Punt
3	5	0:59	Punt
4	26	2:13	Punt
7	38	3:26	Missed FG
2	-12	0:53	Interception
5	21	2:44	Punt
6	42	2:52	*FIELD GOAL
8	23	3:49	Punt

LOUISIANA GAME

Plays	Yards	Time	Result
3	-8	2:08	Punt
6	29	2:46	Punt
8	24	4:06	Punt
5	22	2:50	Punt
2	4	0:45	Interception
3	8	0:24	Punt
20	75	8:36	*TOUCHDOWN
6	67	1:57	*TOUCHDOWN
5	21	2:47	Punt
6	54	2:32	*FIELD GOAL
8	68	1:17	*TOUCHDOWN

MILESTONE GAMES

100+ Yard Rushing Games					
Player	2022	2021	2020	2019	Career
DK Billingsley	1	-	-	4	5
Kimani Vidal	1	2	2	-	5

100+ Yard Receiving Games				
Player	2022	2021	2020	Career
Tez Johnson	2	1	-	3
Jabre Barber	2	-	-	2

200+ Yard Passing Games (at Troy)				
Player	2022	2021	2020	Career
Gunnar Watson	7	2	6	15
Jarret Doege	1	-	-	1

300+ Yard Passing Games				
Player	2022	2021	2020	Career
Gunnar Watson	3	1	4	8

400+ Yard Passing Games				
Player	2022	2021	2020	Career
Gunnar Watson	-	-	-	-

Three-Plus Touchdown Passing Games				
Player	2022	2021	2020	Career
Gunnar Watson	1	1	3	4

Four-Plus Touchdown Passing Games				
Player	2022	2021	2020	Career
Gunnar Watson	1	-	1	2

TAKEAWAYS

Opponent	Takeaway	Drive Result
Ole Miss	Fumble (Slocum)	Int
Ole Miss	Int (Colvin)	Downs
Ole Miss	Fumble (Pierce)	TD
AAMU	Int (Palmer)	Punt
AAMU	Int (Thomas)	Int
Marshall	Fumble (Jackson)	TD (Return)
WKU	Int (Martial)	Int
WKU	Fumble (Jibunor)	End of game
USM	Int (Fletcher)	FG
USM	Int (Colvin)	TD
USM	Int (Cass)	FG
USM	Fumble (Jibunor)	TD
USA	Int (Steward)	Punt
LA	Fumble (Showers)	End of game

TURNOVERS

Opponent	Turnover	Drive Result
Ole Miss	Int (Watson)	Int
Ole Miss	Fumble (Vidal)	Fumble
AAMU	Int (Watson)	Punt
AAMU	Fumble (Watson)	Punt
AAMU	Int (Watson)	Punt
APP	Int (Watson)	TD
Marshall	Fumble (Watson)	Fumble
Marshall	Fumble (Woods)	Punt
Marshall	Int (Watson)	TD
WKU	Int (Watson)	Int
USM	Int (Doege)	TD
USM	Int (Doege)	Int
TXST	Int (Watson)	Punt
USA	Int (Doege)	Punt
LA	Int (Watson)	FG

TROY OFFENSIVE SCORING DRIVES

Opponent	Plays	Net Yards	TOP	Quarter	Scoring Play
Ole Miss	11	47	3:09	2	31-yard field goal
Ole Miss	11	39	5:07	4	3-yard pass
Alabama A&M	6	65	0:52	2	12-yard pass
Alabama A&M	4	75	1:29	3	40-yard pass
Alabama A&M	1	59	0:11	3	59-yard pass
Alabama A&M	10	82	3:14	3	13-yard pass
Alabama A&M	6	55	1:47	4	30-yard field goal
Alabama A&M	4	58	1:37	4	39-yard pass
App State	13	75	6:59	1	19-yard run
App State	8	81	3:51	2	1-yard run
App State	12	75	1:22	2	1-yard run
App State	12	64	5:14	4	1-yard run
Marshall	6	68	2:10	1	40-yard field goal
Marshall	5	69	1:41	4	25-yard field goal
Marshall	5	64	3:11	4	28-yard field goal
Western Kentucky	13	58	4:47	1	35-yard field goal
Western Kentucky	7	93	3:44	1	21-yard run
Western Kentucky	7	53	1:06	2	33-yard field goal
Western Kentucky	9	75	3:20	3	7-yard pass
Western Kentucky	9	75	3:33	4	16-yard pass
Western Kentucky	9	61	3:42	4	10-yard pass
Southern Miss	8	28	4:45	1	48-yard field goal
Southern Miss	6	27	2:36	2	1-yard run
Southern Miss	6	83	3:37	3	10-yard run
Southern Miss	5	22	2:20	4	30-yard field goal
Southern Miss	1	23	0:05	4	23-yard pass
Texas State	1	74	0:12	2	74-yard pass
Texas State	7	42	3:31	2	24-yard field goal
Texas State	9	79	4:16	4	23-yard pass
South Alabama	10	67	5:13	2	5-yard run
South Alabama	6	42	2:52	4	51-yard field goal
Louisiana	20	75	8:36	3	3-yard pass
Louisiana	6	67	1:57	4	35-yard pass
Louisiana	6	54	2:32	4	37-yard field goal
Louisiana	8	68	1:17	4	22-yard run

OPPONENT OFFENSIVE SCORING DRIVES

Opponent	Plays	Net Yards	TOP	Quarter	Scoring Play
Ole Miss	9	82	2:13	1	2-yard run
Ole Miss	10	79	3:01	2	2-yard run
Ole Miss	11	83	3:40	2	2-yard run
Ole Miss	13	75	4:18	3	12-yard pass
Alabama A&M	7	49	1:49	1	47-yard field goal
Alabama A&M	7	64	3:40	4	2-yard run
Alabama A&M	5	80	1:03	4	1-yard run
App State	3	38	1:05	1	17-yard pass
App State	14	75	7:21	2	18-yard pass
App State	9	75	3:25	3	19-yard run
App State	10	74	4:37	3	23-yard field goal
App State	4	53	0:15	4	53-yard pass
Marshall	2	16	0:37	3	14-yard run
Western Kentucky	6	75	2:02	1	13-yard pass
Western Kentucky	14	57	5:49	2	43-yard field goal
Western Kentucky	6	80	1:04	2	34-yard pass
Western Kentucky	7	17	2:43	3	47-yard field goal
Western Kentucky	11	75	2:54	4	9-yard pass
Southern Miss	1	13	0:04	2	13-yard pass
Southern Miss	9	26	2:56	3	34-yard field goal
Texas State	9	75	2:26	2	3-yard run
Texas State	3	70	1:30	3	64-yard pass
South Alabama	9	53	1:05	2	41-yard field goal
South Alabama	10	60	4:21	4	32-yard field goal
Louisiana	13	80	5:38	2	11-yard run
Louisiana	9	36	3:27	2	30-yard field goal
Louisiana	12	77	6:15	3	10-yard run

RUNS 12+ YARDS

Yards	Player	Opponent
44	DK Billingsley	Marshall
29	Kimani Vidal	Southern Miss
22*	Kimani Vidal	Louisiana
21*	DK Billingsley	Western Kentucky
19	Kimani Vidal	Louisiana
19*	DK Billingsley	App State
16	Kimani Vidal	South Alabama
16	Kimani Vidal	Texas State
14	Jamontez Woods	Ole Miss
13	Kimani Vidal	Ole Miss
13	Kimani Vidal	App State
13	Kimani Vidal	Southern Miss
12	DK Billingsley	Western Kentucky
12	Kimani Vidal	Louisiana

* Touchdown

Kimani Vidal - 9
 DK Billingsley - 4
 Jamontez Woods - 1

RECEIVING 20+ YARDS

Yards	Player	Opponent
74*	Tez Johnson (Watson)	Texas State
63	Tez Johnson (Watson)	Marshall
60	Jabre Barber (Watson)	Marshall
59*	Jabre Barber (Watson)	Alabama A&M
58	Tez Johnson (Watson)	Marshall
50	Marcus Rogers (Watson)	Marshall
48	Rajae' Johnson (Watson)	App State
40*	Deyunkrea Lewis (Watson)	Alabama A&M
39*	Peyton Higgins (Doege)	Alabama A&M
38	Peyton Higgins (Doege)	Alabama A&M
37	Devonte Ross (Watson)	Texas State
36	Tez Johnson (Watson)	South Alabama
36	Tez Johnson (Watson)	App State
35*	Deyunkrea Lewis (Watson)	Louisiana
35	Rajae' Johnson (Watson)	Louisiana
31	Michael Vice (Watson)	Alabama A&M
30	Tez Johnson (Doege)	Southern Miss
30	Tez Johnson (Watson)	Western Kentucky
30	Jabre Barber (Watson)	Marshall
30	Jabre Barber (Watson)	Ole Miss
29	Rajae' Johnson (Watson)	Texas State
29	Deshon Stoudemire (Watson)	Western Kentucky
28	Demontrez Brown (Watson)	Ole Miss
25	Tez Johnson (Watson)	Louisiana
25	Tez Johnson (Watson)	Western Kentucky
25	Marcus Rogers (Watson)	App State
24	Michael Vice (Watson)	Texas State
24	Rajae' Johnson (Watson)	Alabama A&M
23*	Rajae' Johnson (Doege)	Texas State
23*	Tez Johnson (Doege)	Southern Miss
23	Marcus Rogers (Doege)	Southern Miss
22	Devonte Ross (Watson)	Texas State
21	Rajae' Johnson (Watson)	Louisiana
20	Tez Johnson (Doege)	Southern Miss
22	Deshon Stoudemire (Watson)	App State
22	Rajae' Johnson (Watson)	Ole Miss
22	Rajae' Johnson (Watson)	Alabama A&M
22	Rajae' Johnson (Watson)	Alabama A&M
20	Rajae' Johnson (Watson)	Western Kentucky

* Touchdown

Tez Johnson - 11
 Rajae' Johnson - 10
 Jabre Barber - 4
 Peyton Higgins - 2
 Marcus Rogers - 3
 Deshon Stoudemire - 2
 Michael Vice - 2
 Devonte Ross - 2
 Deyunkrea Lewis - 2
 Demontrez Brown - 1

Gunnar Watson - 32
 Jarret Doege - 7

KICK RETURNS 30+ YARDS

Yards	Player	Opponent
34	Jabre Barber	App State
32	Jabre Barber	App State
32	Jabre Barber	Western Kentucky

* Touchdown

PUNT RETURNS 20+ YARDS

Yards	Player	Opponent
-------	--------	----------

* Touchdown

DEFENSIVE RETURNS 20+ YARDS

Yards	Player	Opponent
44	Markeis Colvin	Southern Miss
23 *	Buddha Jones	Marshall
23	Taiyon Palmer	Alabama A&M
21	Carlton Martial	Western Kentucky

* Touchdown

OPPONENT BIG PLAYS

Run (12+ Yards).....	22
Passing (20+ Yards).....	17
Kick Returns (30+ Yards).....	1
Punt Returns (20+ Yards).....	0
Defensive Returns (20+ Yards).....	2

By Opponent

Ole Miss.....	8
Alabama A&M.....	6
App State.....	7
Marshall.....	3
Western Kentucky.....	8
Southern Miss.....	3
Texas State.....	3
South Alabama.....	2
Louisiana.....	5

OPPONENT SCHEDULES | GAME TEN

OLE MISS (8-1, 4-1 SEC)

Date	Opponent	Result
Sept. 3	Troy	W, 28-10
Sept. 10	Central Arkansas	W, 59-3
Sept. 17	at Georgia Tech	W, 42-0
Sept. 24	Tulsa	W, 35-27
Oct. 1	Kentucky	W, 22-19
Oct. 8	at Vanderbilt	W, 52-28
Oct. 15	Auburn	W, 48-34
Oct. 22	at LSU	L, 20-45
Oct. 29	at Texas A&M	W, 31-28
Nov. 12	Alabama	
Nov. 19	at Arkansas	
Nov. 24	Mississippi State	

WESTERN KENTUCKY (6-4, 4-2 C-USA)

Date	Opponent	Result
Aug. 27	Austin Peay	W, 38-27
Sept. 3	at Hawai'i	W, 49-17
Sept. 17	at Indiana	L, 30-33
Sept. 24	FIU	W, 73-0
Oct. 1	Troy	L, 27-34
Oct. 8	at Texas-San Antonio	L, 28-31
Oct. 15	at Middle Tennessee	W, 35-17
Oct. 21	UAB	W, 20-17
Oct. 29	North Texas	L, 13-40
Nov. 5	at Charlotte	W, 59-7
Nov. 12	Rice	
Nov. 19	at Auburn	
Nov. 26	at Florida Atlantic	

LOUISIANA (4-5, 2-4 SBC)

Date	Opponent	Result
Sept. 3	Southeastern Louisiana	W, 24-7
Sept. 10	Eastern Michigan	W, 49-21
Sept. 17	at Rice	L, 21-33
Sept. 24	at ULM	L, 17-21
Oct. 1	South Alabama	L, 17-20
Oct. 12	at Marshall	W, 23-13
Oct. 22	Arkansas State	W, 38-18
Oct. 27	at Southern Miss	L, 24-39
Nov. 5	Troy	L, 17-23
Nov. 10	Georgia Southern	
Nov. 19	at Florida State	
Nov. 26	at Texas State	

ALABAMA A&M (3-6, 3-3 SWAC)

Date	Opponent	Result
Sept. 1	at UAB	L, 0-59
Sept. 10	at Troy	L, 17-38
Sept. 17	Austin Peay	L, 3-28
Sept. 24	at Florida A&M	L, 25-38
Oct. 1	Bethune-Cookman	W, 35-27
Oct. 8	Grambling State	W, 37-31
Oct. 16	at Arkansas-Pine Bluff	W, 34-31
Oct. 29	Alabama State	L, 17-24
Nov. 5	at Mississippi Valley State	L, 20-30
Nov. 12	at Jackson State	
Nov. 19	Texas Southern	

SOUTHERN MISS (5-4, 3-2 SBC)

Date	Opponent	Result
Sept. 3	Liberty	L, 27-29
Sept. 10	at Miami	L, 7-30
Sept. 17	Northwestern State	W, 64-10
Sept. 24	at Tulane	W, 27-24
Oct. 8	at Troy	L, 10-27
Oct. 15	Arkansas State	W, 20-19
Oct. 22	at Texas State	W, 20-14
Oct. 27	Louisiana	W, 39-24
Nov. 5	Georgia State	L, 14-42
Nov. 12	at Coastal Carolina	
Nov. 19	South Alabama	
Nov. 26	at ULM	

ARMY (3-5)

Date	Opponent	Result
Sept. 3	at Coastal Carolina	L, 28-38
Sept. 10	Texas-San Antonio	L, 38-41
Sept. 17	Villanova	W, 49-10
Oct. 1	Georgia State	L, 14-31
Oct. 8	at Wake Forest	L, 10-45
Oct. 15	Colgate	W, 42-14
Oct. 22	ULM	W, 48-24
Nov. 5	Air Force	L, 7-13
Nov. 12	at Troy	
Nov. 19	UConn	
Nov. 26	at UMass	
Dec. 10	Navy	

APP STATE (5-4, 2-3 SBC)

Date	Opponent	Result
Sept. 3	North Carolina	L, 61-63
Sept. 10	at Texas A&M	W, 17-14
Sept. 17	Troy	W, 32-28
Sept. 24	James Madison	L, 28-32
Oct. 1	The Citadel	W, 49-0
Oct. 8	at Texas State	L, 24-36
Oct. 19	Georgia State	W, 42-17
Oct. 29	Robert Morris	W, 42-3
Nov. 3	at Coastal Carolina	L, 28-35
Nov. 12	at Marshall	
Nov. 19	Old Dominion	
Nov. 26	at Georgia Southern	

TEXAS STATE (3-6, 1-4 SBC)

Date	Opponent	Result
Sept. 3	at Nevada	L, 14-38
Sept. 10	FIU	W, 41-12
Sept. 17	at Baylor	L, 7-42
Sept. 24	Houston Baptist	W, 34-0
Oct. 1	at James Madison	L, 13-40
Oct. 8	App State	W, 36-24
Oct. 15	at Troy	L, 14-17
Oct. 22	Southern Miss	L, 14-20
Nov. 5	at ULM	L, 30-31
Nov. 12	at South Alabama	
Nov. 19	Arkansas State	
Nov. 26	Louisiana	

ULM (3-6, 2-3 SBC)

Date	Opponent	Result
Sept. 3	at Texas	L, 10-52
Sept. 10	Nicholls State	W, 35-7
Sept. 17	at Alabama	L, 7-63
Sept. 24	Louisiana	W, 21-17
Oct. 1	at Arkansas State	L, 28-45
Oct. 8	Coastal Carolina	L, 21-28
Oct. 15	at South Alabama	L, 34-41
Oct. 22	at Army	L, 24-48
Nov. 5	Texas State	W, 31-30
Nov. 12	at Georgia State	
Nov. 19	at Troy	
Nov. 26	Southern Miss	

MARSHALL (5-4, 2-3 SBC)

Date	Opponent	Result
Sept. 3	Norfolk State	W, 55-3
Sept. 10	at Notre Dame	W, 26-21
Sept. 17	at Bowling Green	L, 31-34
Sept. 24	at Troy	L, 7-16
Oct. 1	Gardner-Webb	W, 28-7
Oct. 12	Louisiana	L, 13-23
Oct. 22	at James Madison	W, 26-12
Oct. 29	Coastal Carolina	L, 13-24
Nov. 5	at Old Dominion	W, 12-0
Nov. 12	App State	
Nov. 19	at Georgia Southern	
Nov. 26	Georgia State	

SOUTH ALABAMA (7-2, 4-1 SBC)

Date	Opponent	Result
Sept. 3	Nicholls State	W, 48-7
Sept. 10	at Central Michigan	W, 38-24
Sept. 17	at UCLA	L, 31-32
Sept. 24	Louisiana Tech	W, 38-14
Oct. 1	at Louisiana	W, 20-17
Oct. 15	ULM	W, 41-34
Oct. 20	Troy	L, 6-10
Oct. 29	at Arkansas State	W, 31-3
Nov. 5	at Georgia Southern	W, 38-31
Nov. 12	Texas State	
Nov. 19	at Southern Miss	
Nov. 26	Old Dominion	

ARKANSAS STATE (2-7, 1-5 SBC)

Date	Opponent	Result
Sept. 3	Grambling State	W, 58-3
Sept. 10	at Ohio State	L, 12-45
Sept. 17	at Memphis	L, 32-44
Sept. 24	at Old Dominion	L, 26-29
Oct. 1	ULM	W, 45-28
Oct. 8	James Madison	L, 20-42
Oct. 15	at Southern Miss	L, 19-20
Oct. 22	at Louisiana	L, 18-38
Oct. 29	South Alabama	L, 3-31
Nov. 12	UMass	
Nov. 19	at Texas State	
Nov. 26	Troy	

TROY

Points Scored.....	38.....	Alabama A&M
Low	10.....	Ole Miss / South Alabama
First Downs.....	26.....	Alabama A&M
Low	13.....	Marshall
Rushing Plays.....	41.....	South Alabama
Low	25.....	Alabama A&M
Net Rushing Yards.....	149.....	Louisiana
Low	57.....	App State
Passes Attempted.....	48.....	Ole Miss
Low	19.....	South Alabama
Had Intercepted.....	2.....	Alabama A&M / S. Miss
Low	1.....	Seven Games
Net Passing Yards.....	464.....	Alabama A&M
Low	138.....	South Alabama
Total Offensive Plays.....	81.....	Ole Miss
Low	56.....	Marshall
Total Net Offense.....	522.....	Alabama A&M
Low	266.....	South Alabama
Penalties.....	10.....	Alabama A&M
Low	2.....	App State
Penalty Yards.....	88.....	Alabama A&M
Low	15.....	App State

TROY INDIVIDUALS

Rushes.....	24	Billingsley, DK at Western Ky. (Oct 01, 2022)
Yards Rushing.....	122	Billingsley, DK at Western Ky. (Oct 01, 2022)
TD Rushes.....	2	Watson, Gunnar at App State (Sep 17, 2022)
Long Rush.....	44	Billingsley, DK vs Marshall (Sep 24, 2022)
Pass attempts.....	47	Watson, Gunnar at Ole Miss (Sep 03, 2022)
Pass completions.....	34	Watson, Gunnar at Ole Miss (Sep 03, 2022)
Yards Passing.....	351	Watson, Gunnar vs Alabama A&M (Sep 10, 2022)
TD Passes.....	4	Watson, Gunnar vs Alabama A&M (Sep 10, 2022)
Long Pass.....	74	Watson, Gunnar vs Texas State (Oct 15, 2022)
Receptions.....	7	Stoudemire, D. at Western Ky. (Oct 01, 2022)
Yards Receiving.....	121	Johnson, Tez vs Marshall (Sep 24, 2022)
TD Receptions.....	1	12 Players
Long Reception.....	74	Johnson, Tez vs Texas State (Oct 15, 2022)
Field Goals.....	3	Buce, Brooks vs Marshall (Sep 24, 2022)
Long Field Goal.....	51	Buce, Brooks at South Alabama (Oct 20, 2022)
Punts.....	6	Rivers, Mike vs Texas State (Oct 15, 2022)
.....		Rivers, Mike at South Alabama (Oct 20, 2022)
Punting Avg.....	50.0	Rivers, Mike at App State (Sep 17, 2022)
Long Punt.....	56	Rivers, Mike vs Texas State (Oct 15, 2022)
Punts inside 20.....	4	Rivers, Mike vs Texas State (Oct 15, 2022)
.....		Rivers, Mike at South Alabama (Oct 20, 2022)
Long Punt Return.....	10	Stoudemire, D. vs Alabama A&M (Sep 10, 2022)
Long Kickoff Return.....	34	Barber, Jabre at App State (Sep 17, 2022)
Tackles.....	18	Martial, C. vs Marshall (Sep 24, 2022)
Sacks.....	1.5	Jackson, T.J. vs Alabama A&M (Sep 10, 2022)
.....		Harris, TJ vs Marshall (Sep 24, 2022)
.....		Jackson, T.J. vs Marshall (Sep 24, 2022)
.....		Jibunor, R. at Western Ky. (Oct 01, 2022)
.....		Jackson, T.J. vs Southern Miss (Oct 08, 2022)
Tackles For Loss.....	3.0	Jackson, T.J. vs Alabama A&M (Sep 10, 2022)
.....		Jackson, T.J. vs Marshall (Sep 24, 2022)
Interceptions.....	1	Eight Players

OPPONENTS

Points Scored.....	32.....	App State
Low	6.....	South Alabama
First Downs.....	29.....	Western Kentucky
Low	13.....	Texas State
Rushing Plays.....	48.....	Marshall
Low	21.....	South Alabama
Net Rushing Yards.....	266.....	Ole Miss
Low	31.....	South Alabama
Passes Attempted.....	57.....	Western Kentucky
Low	21.....	Marshall
Had Intercepted.....	3.....	S. Miss
Low	0.....	Four Times
Net Passing Yards.....	406.....	Western Kentucky
Low	78.....	Marshall
Total Offensive Plays.....	86.....	Western Kentucky
Low	60.....	Texas State
Total Net Offense.....	470.....	Western Kentucky
Low	174.....	Marshall
Penalties.....	9.....	Alabama A&M / Western Kentucky
Low	2.....	Texas State
Penalty Yards.....	107.....	Alabama A&M
Low	16.....	Ole Miss

OPPONENT INDIVIDUALS

Rushes.....	30	Laborn,Khalan, vs Marshall (Sep 24, 2022)
Yards Rushing.....	130	Evans,Zach, at Ole Miss (Sep 03, 2022)
TD Rushes.....	1	Eight Players
Long Rush.....	46	Evans,Zach, at Ole Miss (Sep 03, 2022)
Pass attempts.....	56	Reed,Austin, at Western Ky. (Oct 01, 2022)
Pass completions.....	39	Reed,Austin, at Western Ky. (Oct 01, 2022)
Yards Passing.....	406	Reed,Austin, at Western Ky. (Oct 01, 2022)
TD Passes.....	3	Reed,Austin, at Western Ky. (Oct 01, 2022)
Long Pass.....	64	Hatcher,Layne, vs Texas State (Oct 15, 2022)
Receptions.....	12	Davis,Daewood, at Western Ky. (Oct 01, 2022)
.....		Brownlee,Jason, vs Southern Miss (Oct 08, 2022)
Yards Receiving.....	160	Mathison,Michae, at Western Ky. (Oct 01, 2022)
TD Receptions.....	1	Nine Players
Long Reception.....	64	Pare,Lincoln, vs Texas State (Oct 15, 2022)
Field Goals.....	2	Narveson,Brayde, at Western Ky. (Oct 01, 2022)
.....		Guajardo,Diego, at South Alabama (Oct 20, 2022)
Long Field Goal.....	47	Alvarez, Zach, vs Alabama A&M (Sep 10, 2022)
.....		Narveson,Brayde, at Western Ky. (Oct 01, 2022)
Punts.....	9	Lendvay, Troy, vs Alabama A&M (Sep 10, 2022)
.....		O'Kelly,Seamus, vs Texas State (Oct 15, 2022)
Punting Avg.....	48.5	Ellard,Tom, at Western Ky. (Oct 01, 2022)
Long Punt.....	58	O'Kelly,Seamus, vs Texas State (Oct 15, 2022)
Punts inside 20.....	4	McConnell,John, vs Marshall (Sep 24, 2022)
Long Punt Return.....	23	Brooks,Natrone, vs Southern Miss (Oct 08, 2022)
Long Kickoff Return.....	36	Gardner, Terrel, vs Alabama A&M (Sep 10, 2022)
Tackles.....	12	Johnson,Tysheem, at Ole Miss (Sep 03, 2022)
.....		Ross,Nick, at App State (Sep 17, 2022)
Sacks.....	2.0	Coleman,Khari, at Ole Miss (Sep 03, 2022)
.....		Douglas, Thomas, vs Alabama A&M (Sep 10, 2022)
.....		Quewon,Dominic, vs Southern Miss (Oct 08, 2022)
.....		Revels,Jordan, vs Texas State (Oct 15, 2022)
Tackles For Loss.....	5.0	Coleman,Khari, at Ole Miss (Sep 03, 2022)
Interceptions.....	1	10 Players

GAME TEN | GAME COMPARISON

GAME..... SCORE	FIRST DOWNS		RUSHING	C-A-I	PASSING	TD	TOT OFF	PUNTS	FUM	PENALTIES	TIME OF	
	TOT	RU-PA-PE	NO-YDS-TD		YDS		PL-YDS	NO-AVG	F-L	NO-YDS	3DN	POSS
Troy.....10	20	8-12-0	33-60-0	35-48-1	286	1	81-346	5-49.6	2-1	6-37	6-of-17	36:58
at Ole Miss.....28	25	13-10-2	44-266-3	19-29-1	167	1	73-433	4-41.2	4-2	3-16	9-of-14	23:02
Troy.....38	26	3-20-3	25-58-0	28-45-2	464	5	70-522	4-42.0	1-1	10-88	4-of-11	25:58
Alabama A&M17	21	3-14-4	35-64-2	22-47-2	292	0	82-356	9-34.3	0-0	9-107	6-of-18	34:02
Troy.....28	25	5-16-4	29-46-4	23-37-1	302	0	66-348	2-50.0	0-0	2-15	6-of-11	27:52
at App State32	23	9-14-0	34-155-1	23-35-0	301	3	69-456	3-41.0	0-0	6-51	8-of-16	32:08
Troy.....16	13	4-7-2	31-100-0	15-25-1	321	0	56-421	4-35.5	2-2	8-69	3-of-14	29:04
vs. Marshall7	15	11-2-2	48-96-1	11-21-0	78	0	69-174	9-40.6	1-1	7-64	8-of-19	30:56
Troy.....34	25	9-15-1	39-135-1	23-37-1	280	3	76-415	4-43.5	0-0	7-70	5-of-14	30:12
at WKU27	29	8-18-3	29-64-0	39-57-1	406	3	86-470	2-48.5	2-1	9-85	7-of-16	29:48
Troy.....27	19	5-12-2	35-101-2	17-24-2	237	1	59-338	5-41.4	0-0	4-35	5-of-12	34:48
vs. S. Miss10	14	3-10-1	26-48-0	19-35-3	157	1	61-205	5-46.0	1-1	8-85	6-of-14	25:12
Troy.....17	17	7-10-0	34-107-0	16-28-1	299	2	62-406	7-43.0	0-0	3-39	3-of-12	29:34
vs. Texas State.....14	13	5-7-1	28-86-1	21-32-0	207	1	60-293	9-41.6	1-0	2-20	5-of-15	30:26
Troy.....10	16	8-7-1	41-128-1	14-19-1	138	0	60-266	6-42.8	0-0	5-35	1-of-12	33:24
at S. Alabama.....6	15	2-13-0	21-31-0	29-41-1	215	0	62-246	7-41.6	1-0	6-60	4-of-13	26:36
Troy.....23	21	11-8-2	36-149-1	21-35-1	228	2	71-377	6-34.8	0-0	6-45	6-of-15	30:08
at Louisiana17	21	16-4-1	44-203-2	13-29-0	112	0	73-315	5-44.2	3-1	3-17	7-of-16	29:52

SEASON RESULTS (7-2, 5-1 SUN BELT)

Date	Opponent	Location	Result	TV	Attendance
Sept. 3	Ole Miss	Oxford, Miss.	L, 10-28	SECN	60,533
Sept. 10	Alabama A&M	Troy, Ala.	W, 38-17	ESPN3	26,189
Sept. 17	App State	Boone, N.C.	L, 28-32	ESPN+	34,406
Sept. 24	Marshall	Troy, Ala.	W, 16-7	NFLN	27,514
Oct. 1	Western Kentucky	Bowling Green, Ky.	W, 34-27	ESPN+	20,168
Oct. 8	Southern Miss	Troy, Ala.	W, 27-10	ESPN+	26,017
Oct. 15	Texas State	Troy, Ala.	W, 17-14	ESPN3	23,480
Oct. 20	South Alabama	Mobile, Ala.	W, 10-6	ESPNU	25,540
Nov. 5	Louisiana	Lafayette, La.	W, 23-17	ESPN+	7,888
Nov. 12	Army	Troy, Ala.		NFLN	
Nov. 19	ULM	Troy, Ala.		ESPN+	
Nov. 26	Arkansas State	Jonesboro, Ark.			

INDIVIDUAL STATISTICS

RUSHING	G	Att	Gain	Loss	Net	Avg	TD	Long	Avg/G
Billingsley, DK.....	9	103	501	4	497	4.8	4	44	55.2
Vidal, Kimani.....	9	114	511	27	484	4.2	3	29	53.8
Woods, Jamontez	7	16	45	10	35	2.2	0	14	5.0
Johnson, Tez	9	4	21	2	19	4.8	0	11	2.1
Taylor, Damien	7	5	18	0	18	3.6	0	9	2.6
Choloh, Will	8	2	1	0	1	0.5	0	1	0.1
Brown, D.	7	1	1	0	1	1.0	0	1	0.1
TEAM	8	6	2	17	-15	-2.5	0	2	-1.9
Doege, Jarret	6	14	11	50	-39	-2.8	0	10	-6.5
Watson, Gunnar	8	37	40	143	-103	-2.8	2	9	-12.9
Total.....	9	302	1151	253	898	3.0	9	44	99.8
Opponents.....	9	309	1263	241	1022	3.3	10	46	113.6
PASSING	G	Effic	Cmp-Att-Int	Pct	Yds	TD	Lng	Avg/G	
Watson, Gunnar	8	139.88	147-231-8	63.6	1973	8	74	246.6	
Doege, Jarret	6	160.62	44-64-3	68.8	575	5	39	95.8	
Johnson, Tez	9	488.80	1-1-0	100.0	7	1	7	0.8	
Total.....	9	145.55	192-296-11	64.9	2555	14	74	283.9	
Opponents.....	9	115.54	196-325-8	60.3	1974	9	64	219.3	
RECEIVING	G	No.	Yds	Avg	TD	Long	Avg/G		
Johnson, Tez	9	34	617	18.1	3	74	68.6		
Stoudemire, D.....	9	32	351	11.0	1	39	39.0		
Barber, Jabre.....	6	25	351	14.0	2	60	58.5		
Johnson, RaJae'	9	24	398	16.6	3	48	44.2		
Vidal, Kimani.....	9	20	106	5.3	0	18	11.8		
Rogers, Marcus.....	7	14	211	15.1	0	50	30.1		
Ross, Devonte	9	12	137	11.4	0	37	15.2		
Vice, Michael	9	10	98	9.8	1	31	10.9		
Higgins, Peyton.....	8	4	88	22.0	1	39	11.0		
Brown, D.	7	4	52	13.0	0	28	7.4		
Ollendieck, C.....	7	4	30	7.5	0	11	4.3		
Woods, Jamontez	7	3	23	7.7	0	11	3.3		
Billingsley, DK.....	9	3	11	3.7	0	5	1.2		
Lewis, D.	3	2	75	37.5	2	40	25.0		
Watson, Gunnar	8	1	7	7.0	1	7	0.9		
Total.....	9	192	2555	13.3	14	74	283.9		
Opponents.....	9	196	1974	10.1	9	64	219.3		

TEAM STATISTICS

	TROY	OPP
SCORING	203	158
Points Per Game	22.6	17.6
Points Off Turnovers	34	24
FIRST DOWNS	181	173
Rushing	59	70
Passing	105	91
Penalty	17	12
RUSHING YARDAGE	898	1022
Yards gained rushing	1151	1263
Yards lost rushing	253	241
Rushing Attempts	302	309
Average Per Rush	3.0	3.3
Average Per Game	99.8	113.6
TDs Rushing	9	10
PASSING YARDAGE	2555	1974
Comp-Att-Int	192-296-11	196-325-8
Average Per Pass	8.6	6.1
Average Per Catch	13.3	10.1
Average Per Game	283.9	219.3
TDs Passing	14	9
TOTAL OFFENSE	3453	2996
Total Plays	598	634
Average Per Play	5.8	4.7
Average Per Game	383.7	332.9
KICK RETURNS: #-Yards	10-174	14-269
PUNT RETURNS: #-Yards	6-39	12-71
INT RETURNS: #-Yards	8-91	11-62
KICK RETURN AVERAGE	17.4	19.2
PUNT RETURN AVERAGE	6.5	5.9
INT RETURN AVERAGE	11.4	5.6
FUMBLES-LOST	5-4	13-6
PENALTIES-Yards	51-433	53-482
Average Per Game	48.1	53.6
PUNTS-Yards	43-1806	53-2175
Average Per Punt	42.0	41.0
Net punt average	39.0	40.3
TIME OF POSSESSION/GAME	30:53	29:07
3RD-DOWN Conversions	39/118	59/139
3rd-Down Pct	33%	42%
4TH-DOWN Conversions	11/17	10/16
4th-Down Pct	65%	62%
SACKS BY-Yards	27-152	30-178
MISC YARDS	0	0
TOUCHDOWNS SCORED	24	19
FIELD GOALS-ATTEMPTS	12-14	8-11
ON-SIDE KICKS	0-0	1-1
RED-ZONE SCORES	(23-31) 74%	(21-25) 84%
RED-ZONE TOUCHDOWNS	(14-31) 45%	(16-25) 64%
PAT-ATTEMPTS	(23-24) 96%	(18-18) 100%
ATTENDANCE	103200	148445
Games/Avg Per Game	4/25800	5/29689
Neutral Site Games		0/0

SCORE BY QUARTERS

	1st	2nd	3rd	4th	OT	Total
Troy	30	51	42	80	-	203
Opponents	24	58	44	32	-	158

GAME TEN | OVERALL STATS

SCORING	TD	FGs	Kick	Rush	Rcv	Pass	DXP	Saf	Points
Buce, Brooks.....	0	12-14	23-24	0-0	0	0-0	0	0	59
Billingsley, DK.....	4	0-0	0-0	0-0	0	0-0	0	0	24
Watson, Gunnar	3	0-0	0-0	0-0	0	0-0	0	0	18
Johnson, Tez	3	0-0	0-0	0-0	0	0-0	0	0	18
Johnson, Rajae'	3	0-0	0-0	0-0	0	0-0	0	0	18
Vidal, Kimani.....	3	0-0	0-0	0-0	0	0-0	0	0	18
Barber, Jabre.....	2	0-0	0-0	0-0	0	0-0	0	0	12
Lewis, D.	2	0-0	0-0	0-0	0	0-0	0	0	12
Stoudemire, D.....	1	0-0	0-0	0-0	0	0-0	0	0	6
Vice, Michael.....	1	0-0	0-0	0-0	0	0-0	0	0	6
Higgins, Peyton.....	1	0-0	0-0	0-0	0	0-0	0	0	6
Jones, Buddha	1	0-0	0-0	0-0	0	0-0	0	0	6
Total.....	24	12-14	23-24	0-0	0	0-0	0	0	203
Opponents.....	19	8-11	18-18	0-0	0	0-0	0	1	158
FIELD GOALS.....	FGM-FGA	Pct	01-19	20-29	30-39	40-49	50-99	Lg	Blk
Buce, Brooks	12-14	85.7	0-0	3-3	6-8	2-2	1-1	51	0
PUNTING.....	No.	Yds	Avg	Long	TB	FC	I20	50+	Blkd
Rivers, Mike	41	1770	43.2	56	3	15	18	6	0
TEAM	1	0	0.0	0	0	0	0	0	1
Woolfolk, N.....	1	36	36.0	36	0	1	1	0	0
Total.....	43	1806	42.0	56	3	16	19	6	1
Opponents.....	53	2175	41.0	60	0	29	20	5	0
KICKOFFS.....	No.	Yds	Avg	TB	OB	Retn	Net	YdLn	
Long, Zach	29	1788	61.7	20	0				
Renfro, Scott	9	535	59.4	4	0				
Buce, Brooks	5	328	65.6	3	0				
Total.....	43	2651	61.7	27	0	269	39.7	25	
Opponents.....	33	1915	58.0	18	1	174	39.1	25	
ALL PURPOSE.....	G	Rush	Rec	PR	KOR	IR	Tot	Avg/G	
Johnson, Tez	9	19	617	0	0	0	636	70.7	
Vidal, Kimani.....	9	484	106	0	0	0	590	65.6	
Billingsley, DK.....	9	497	11	0	0	0	508	56.4	
Barber, Jabre.....	6	0	351	0	130	0	481	80.2	
Johnson, Rajae'	9	0	398	0	14	0	412	45.8	
Stoudemire, D.....	9	0	351	39	0	0	390	43.3	
Rogers, Marcus.....	7	0	211	0	0	0	211	30.1	
Ross, Devonte.....	9	0	137	0	0	0	137	15.2	
Higgins, Peyton.....	8	0	88	0	17	0	105	13.1	
Vice, Michael.....	9	0	98	0	1	0	99	11.0	
Lewis, D.	3	0	75	0	0	0	75	25.0	
Woods, Jamontez	7	35	23	0	0	0	58	8.3	
Brown, D.	7	1	52	0	0	0	53	7.6	
Colvin, Markeis	9	0	0	0	0	44	44	4.9	
Ollendieck, C.....	7	0	30	0	0	0	30	4.3	
Palmer, Taiyon	4	0	0	0	0	23	23	5.8	
Martial, C.....	8	0	0	0	0	21	21	2.6	
Taylor, Damien.....	7	18	0	0	0	0	18	2.6	
Lacey, Orlando.....	7	0	0	0	12	0	12	1.7	
Thomas, Terry.....	8	0	0	0	0	3	3	0.4	
Choloh, Will	8	1	0	0	0	0	1	0.1	
TEAM	8	-15	0	0	0	0	-15	-1.9	
Doege, Jarret	6	-39	0	0	0	0	-39	-6.5	
Watson, Gunnar	8	-103	7	0	0	0	-96	-12.0	
Total.....	9	898	2555	39	174	91	3757	417.4	
Opponents.....	9	1022	1974	71	269	62	3398	377.6	

FG SEQUENCE	TROY	OPPONENTS				
Ole Miss	(31)	-				
Alabama A&M	(30)	(47)				
App State	32	(23)				
Marshall	(40),(25),(28)	34				
Western Ky.	(35),(33)	(43),(47)				
Southern Miss	(48),(30)	(34)				
Texas State	(24)	-				
South Alabama	37,(51)	(41),(32)				
Louisiana	(37)	42,25,(30)				
Numbers in (parentheses) indicate field goal was made.						
PUNT RETURNS	No.	Yds	Avg	TD	Long	
Stoudemire, D.....	6	39	6.5	0	10	
Total.....	6	39	6.5	0	10	
Opponents.....	12	71	5.9	0	23	
INTERCEPTIONS	No.	Yds	Avg	TD	Long	
Colvin, Markeis	2	44	22.0	0	44	
Steward, Reddy.....	1	0	0.0	0	0	
Cass, Kyle	1	0	0.0	0	0	
Palmer, Taiyon	1	23	23.0	0	23	
Thomas, Terry.....	1	3	3.0	0	3	
Martial, C.....	1	21	21.0	0	21	
Slocum, Craig.....	1	0	0.0	0	0	
Total.....	8	91	11.4	0	44	
Opponents.....	11	62	5.6	0	28	
KICK RETURNS	No.	Yds	Avg	TD	Long	
Barber, Jabre.....	5	130	26.0	0	34	
Higgins, Peyton.....	2	17	8.5	0	17	
Johnson, Rajae'	1	14	14.0	0	14	
Vice, Michael	1	1	1.0	0	1	
Lacey, Orlando.....	1	12	12.0	0	12	
Total.....	10	174	17.4	0	34	
Opponents.....	14	269	19.2	0	36	
FUMBLE RETURNS	No.	Yds	Avg	TD	Long	
Jones, Buddha	1	23	23.0	1	23	
Total.....	1	23	23.0	1	23	
Opponents.....	1	16	16.0	0	13	
TOTAL OFFENSE	G	Plays	Rush	Pass	Total	Avg/G
Watson, Gunnar	8	268	-103	1973	1870	233.8
Doege, Jarret	6	78	-39	575	536	89.3
Billingsley, DK	9	103	497	0	497	55.2
Vidal, Kimani	9	114	484	0	484	53.8
Woods, Jamontez	7	16	35	0	35	5.0
Johnson, Tez	9	5	19	7	26	2.9
Taylor, Damien	7	5	18	0	18	2.6
Choloh, Will	8	2	1	0	1	0.1
Brown, D.	7	1	1	0	1	0.1
TEAM	8	6	-15	0	-15	-1.9
Total.....	9	598	898	2555	3453	383.7
Opponents.....	9	634	1022	1974	2996	332.9

		-----Tackles-----			-Sacks-		---Pass Def---		-----Fumbles-----			Blkd		
DEFENSE		GP	Solo	Ast	Total	TFL/Yds	No-Yards	Int-Yds	BrUp	QBH	Rcv-Yds	FF	Kick	Saf
2	Martial, C.	8	37	47	84	3.0-7	0.5-3	1-21	2	2	.	1	.	.
4	Slocum, Craig	9	26	39	65	1.5-10	.	1-0	3	.	1-0	.	.	.
8	Harris, TJ	9	24	22	46	4.5-18	4.0-17	.	4	3
18	Steward, Reddy	9	29	16	45	1.0-2	.	1-0	5	2
7	Robertson, KJ	8	14	22	36	1.0-3	.	.	.	1
31	Pettus, Dell	9	19	17	36	.	.	.	2
98	Jackson, T.J.	9	15	21	36	13.5-53	6.5-38	.	1	3	.	2	.	.
41	Solomon, Javon	9	13	16	29	4.5-24	2.5-17	.	.	3
5	Choloh, Will	9	11	14	25	3.5-15	1.5-8	.	.	1
9	Jibunor, R.	9	10	15	25	7.0-38	5.0-32	.	2	6	.	2	.	.
11	Fletcher, O.	9	19	6	25	2.0-5	.	.	2	.	.	1	.	.
23	Swanson, K.	9	15	6	21	.	.	.	2	.	.	1	.	.
52	Jones, Buddha	9	8	11	19	2.5-6	2-23	.	.	.
21	Brown, Shakel	8	7	12	19	4.0-9	2.0-6	.	.	2	1-0	.	.	.
14	Ransaw, Caleb	6	9	6	15	.	.	.	2	.	.	.	1	.
36	Thomas, Terry	8	6	9	15	.	.	1-3
3	Showers, A.	9	4	10	14	2.5-10	2.0-10	.	.	3	1-0	1	.	.
10	McDonald, J.	3	8	5	13	2.0-8	.	.	.	2
26	Cass, Kyle	8	7	2	9	1.0-3	.	1-0	2
12	Colvin, Markeis	9	7	2	9	.	.	2-44	1
13	Williams, Zion	9	5	3	8
32	Lee, Phillip	9	6	.	6	1.0-8	1.0-8	.	.	1
97	Pierce, AJ	9	3	1	4	3.0-15	2.0-13	.	.	.	1-0	.	.	.
34	Stringer, J.	5	1	3	4	.	.	.	1
95	Medina, Luis	3	1	2	3	0.5-2
28	Vidal, Kimani	9	2	1	3
6	Palmer, Taiyon	4	1	1	2	.	.	1-23
0	Chatman, J.	5	1	1	2
1	Woods, Jamontez	7	2	.	2
19	Starling, D.	2	2	.	2
1	Culp, Elijah	7	2	.	2
TM	TEAM	8	2	.	2	1.0-2
33	Steward, Tim	6	.	2	2
24	Matthews, Blake	3	1	.	1
15	Lacey, Orlando	7	.	1	1
73	Robbins, Caleb	1	.	1	1
27	Butler, John	8	.	1	1
11	Stoudemire, D.	9	1	.	1
4	Rogers, Marcus	7	1	.	1
9	Doege, Jarret	6	1	.	1
24	Taylor, Damien	7	.	1	1
Total.....		9	320	316	636	59-238	27-152	8-91	29	29	6-23	8	1	.
Opponents.....		9	323	272	595	51.0-230	30-178	11-62	18	29	4-16	3	1	1

Watson, Gunnar	Att	Comp	Int	Pct	Yards	TD	Long	Sack	Yds	Effic
Ole Miss	47	34	1	72.3	275	1	30	4	21	124.3
Alabama A&M	34	23	2	67.6	351	4	59	2	17	181.4
App State	36	23	1	63.9	302	0	48	3	24	128.8
Marshall	25	15	1	60.0	321	0	63	3	20	159.9
Western Ky.	28	15	1	53.6	202	0	30	4	15	107.0
Texas State	22	12	1	54.5	240	1	74	2	15	152.1
South Alabama	4	4	0	100.0	54	0	36	1	3	213.4
Louisiana	35	21	1	60.0	228	2	35	3	18	127.9
TOTALS	231	147	8	63.6	1973	8	74	22	133	139.9

Doege, Jarret	Att	Comp	Int	Pct	Yards	TD	Long	Sack	Yds	Effic
Ole Miss	1	1	0	100.0	11	0	8	0	0	192.4
Alabama A&M	11	5	0	45.5	113	1	39	0	0	161.7
Western Ky.	8	7	0	87.5	71	2	18	0	0	244.5
Southern Miss	23	17	2	73.9	237	1	39	4	24	157.4
Texas State	6	4	0	66.7	59	1	23	1	3	204.3
South Alabama	15	10	1	66.7	84	0	18	3	18	100.4
TOTALS	64	44	3	68.8	575	5	39	8	45	160.6

Johnson, Tez	Att	Comp	Int	Pct	Yards	TD	Long	Sack	Yds	Effic
Western Ky.	1	1	0	100.0	7	1	7	0	0	488.8
TOTALS	1	1	0	100.0	7	1	7	0	0	488.8

RUSHING	No-Yds/TD	MISS	AAMU	APP	MARSHALL	WKU	USM	TXST	USA	LA
Billingsley, DK	103-497/4	3-17/0	4-22/0	6-38/1	14-85/0	24-122/1	10-32/1	16-70/0	19-86/1	7-25/0
Vidal, Kimani	114-484/3	12-48/0	10-38/0	11-29/1	9-34/0	6-26/0	17-79/1	11-54/0	17-64/0	21-112/1
Woods, Jamontez	16-35/0	10-27/0	2-6/0	1-2/0	3-0/0	-	DNP	DNP	-	-
Johnson, Tez	4-19/0	1--2/0	-	-	-	-	-	1-3/0	-	2-18/0
Taylor, Damien	5-18/0	-	4-15/0	-	DNP	-	1-3/0	DNP	-	-
Brown, D.	1-1/0	-	-	-	-	1-1/0	DNP	-	-	DNP
Choloh, Will	2-1/0	1-1/0	-	1-0/0	-	-	-	-	-	DNP
TEAM	6--15/0	DNP	1--9/0	-	1-2/0	3--6/0	-	1--2/0	-	-
Doege, Jarret	14--39/0	-	1-0/0	DNP	DNP	-	7--13/0	2--7/0	4--19/0	DNP
Watson, Gunnar	37--103/2	6--31/0	3--14/0	9--12/2	4--18/0	5--8/0	DNP	3--11/0	1--3/0	6--6/0

RECEIVING	No-Yds/TD	MISS	AAMU	APP	MARSHALL	WKU	USM	TXST	USA	LA
Johnson, Tez	34-617/3	2-10/0	-	4-69/0	2-121/0	6-105/1	4-80/1	4-94/1	4-57/0	8-81/0
Johnson, Rajae'	24-398/3	3-32/1	4-80/1	2-57/0	1-4/0	2-33/0	-	3-57/1	4-56/0	5-79/0
Stoudemire, D.	32-351/1	6-45/0	4-42/1	6-70/0	2-5/0	7-93/0	5-82/0	-	1-8/0	1-6/0
Barber, Jabre	25-351/2	5-60/0	5-105/1	6-42/0	4-101/0	3-23/1	2-20/0	DNP	DNP	DNP
Rogers, Marcus	14-211/0	2-24/0	5-46/0	2-41/0	1-50/0	1-8/0	2-29/0	1-13/0	DNP	DNP
Ross, Devonte	12-137/0	1-3/0	1-8/0	1-7/0	-	1-3/0	1-16/0	4-91/0	2-4/0	1-5/0
Vidal, Kimani	20-106/0	6-19/0	-	1-5/0	5-40/0	-	2-6/0	2-16/0	1-6/0	3-14/0
Vice, Michael	10-98/1	3-23/0	1-31/0	-	-	2-8/0	1-4/0	1-24/0	-	2-8/1
Higgins, Peyton	4-88/1	2-11/0	2-77/1	-	-	DNP	-	-	-	-
Lewis, D.	2-75/2	DNP	1-40/1	DNP	DNP	DNP	DNP	DNP	-	1-35/1
Brown, D.	4-52/0	2-40/0	2-12/0	-	-	-	DNP	-	-	DNP
Ollendieck, C.	4-30/0	1-7/0	2-19/0	-	-	-	DNP	1-4/0	DNP	-
Woods, Jamontez	3-23/0	2-12/0	-	1-11/0	-	-	DNP	DNP	-	-
Billingsley, DK	3-11/0	-	1-4/0	-	-	-	-	-	2-7/0	-
Watson, Gunnar	1-7/1	-	-	-	-	1-7/1	DNP	-	-	-

ALL-PURPOSE YARDS	TOTAL	MISS	AAMU	APP	MARSHALL	WKU	USM	TXST	USA	LA
Johnson, Tez	636	8	-	69	121	105	80	97	57	99
Vidal, Kimani	590	67	38	34	74	26	85	70	70	126
Billingsley, DK	508	17	26	38	85	122	32	70	93	25
Barber, Jabre	481	60	105	108	101	87	20	DNP	DNP	DNP
Johnson, Rajae'	412	32	94	57	4	33	-	57	56	79
Stoudemire, D.	390	45	62	70	12	93	89	5	8	6
Rogers, Marcus	211	24	46	41	50	8	29	13	DNP	DNP
Ross, Devonte	137	3	8	7	-	3	16	91	4	5
Higgins, Peyton	105	11	77	-	-	DNP	17	-	-	-
Vice, Michael	99	23	31	-	-	8	4	25	-	8
Lewis, D.	75	DNP	40	DNP	DNP	DNP	DNP	DNP	-	35
Woods, Jamontez	58	39	6	13	-	-	DNP	DNP	-	-
Brown, D.	53	40	12	-	-	1	DNP	-	-	DNP
Colvin, Markeis	44	-	-	-	-	-	44	-	-	-
Ollendieck, C.	30	7	19	-	-	-	DNP	4	DNP	-
Palmer, Taiyon	23	-	23	-	-	DNP	DNP	DNP	DNP	DNP
Martial, C.	21	-	-	DNP	-	21	-	-	-	-

ALL-PURPOSE YARDS	TOTAL	MISS	AAMU	APP	MARSHALL	WKU	USM	TXST	USA	LA
Taylor, Damien	18	-	15	-	DNP	-	3	DNP	-	-
Lacey, Orlando	12	-	12	-	-	DNP	DNP	-	-	-
Thomas, Terry	3	DNP	3	-	-	-	-	-	-	-
Choloh, Will	1	1	-	-	-	-	-	-	-	DNP
TEAM	-15	-	-9	-	2	-6	-	-2	-	-
Doege, Jarret	-39	-	-	DNP	DNP	-	-13	-7	-19	DNP
Watson, Gunnar	-96	-31	-14	-12	-18	-1	DNP	-11	-3	-6

PUNT RETURNS	No-Yds	MISS	AAMU	APP	MARSHALL	WKU	USM	TXST	USA	LA
Stoudemire, D.	6-39	-	3-20	-	1-7	-	1-7	1-5	-	-

KICK RETURNS	No-Yds	MISS	AAMU	APP	MARSHALL	WKU	USM	TXST	USA	LA
Barber, Jabre	5-130	-	-	2-66	-	3-64	-	DNP	DNP	DNP
Higgins, Peyton	2-17	-	-	-	-	DNP	2-17	-	-	-
Johnson, RaJae'	1-14	-	1-14	-	-	-	-	-	-	-
Lacey, Orlando	1-12	-	1-12	-	-	DNP	DNP	-	-	-
Vice, Michael	1-1	-	-	-	-	-	-	1-1	-	-

INT. RETURNS	No-Yds	MISS	AAMU	APP	MARSHALL	WKU	USM	TXST	USA	LA
Colvin, Markeis	2-44	1-0	-	-	-	-	1-44	-	-	-
Slocum, Craig	1-0	-	-	-	-	-	1-0	-	-	-
Steward, Reddy	1-0	-	-	-	-	-	-	-	1-0	-
Cass, Kyle	1-0	-	-	-	-	-	1-0	-	-	DNP
Martial, C.	1-21	-	-	DNP	-	1-21	-	-	-	-
Thomas, Terry	1-3	DNP	1-3	-	-	-	-	-	-	-
Palmer, Taiyon	1-23	-	1-23	-	-	DNP	DNP	DNP	DNP	DNP

FUMBLE RETURNS	No-Yds	MISS	AAMU	APP	MARSHALL	WKU	USM	TXST	USA	LA
Jones, Buddha	1-23	-	-	-	1-23	-	-	-	-	-

TOTAL TACKLES	UA-A	TOT	MISS	AAMU	APP	MAR	WKU	USM	TXST	USA	LA
Martial, C.	37-47	84	5-6	1-3	DNP	4-14	6-6	4-3	5-6	7-1	5-8
Slocum, Craig	26-39	65	4-6	2-2	5-8	0-2	5-3	2-6	2-6	4-0	2-6
Harris, TJ	24-22	46	3-3	3-2	0-6	3-2	4-2	3-3	1-0	3-2	4-2
Steward, Reddy	29-16	45	5-1	3-0	4-2	2-5	3-1	3-1	3-1	5-1	1-4
Pettus, Dell	19-17	36	3-0	3-1	2-4	1-4	3-1	0-2	2-3	4-1	1-1
Jackson, T.J.	15-21	36	1-1	3-2	1-4	2-5	1-1	2-3	1-2	2-1	2-2
Robertson, KJ	14-22	36	2-1	DNP	2-3	2-2	2-2	1-0	0-3	1-4	4-7
Solomon, Javon	13-16	29	1-3	2-2	0-3	4-2	3-2	0-1	2-1	1-1	0-1
Fletcher, O.	19-6	25	4-0	-	0-2	2-0	1-0	1-1	2-1	7-1	2-1
Choloh, Will	11-14	25	3-1	1-0	2-3	0-2	3-3	1-2	0-2	1-1	-
Jibunor, R.	10-15	25	-	1-3	1-3	1-4	1-1	2-2	0-1	3-0	1-1
Swanson, K.	15-6	21	4-1	2-1	-	0-2	2-0	1-0	2-0	1-0	3-2
Jones, Buddha	8-11	19	-	1-1	0-2	2-4	1-1	1-1	1-2	2-0	-
Brown, Shakel	7-12	19	DNP	-	1-1	0-4	2-0	2-1	1-4	-	1-2
Thomas, Terry	6-9	15	DNP	2-1	1-7	-	1-0	1-0	1-1	-	-
Ransaw, Caleb	9-6	15	-	3-1	0-3	1-1	5-1	DNP	DNP	DNP	-
Showers, A.	4-10	14	-	2-2	0-3	-	-	-	0-1	0-1	2-3
McDonald, J.	8-5	13	3-1	4-2	1-2	DNP	DNP	DNP	DNP	DNP	DNP
Colvin, Markeis	7-2	9	3-0	1-0	-	1-2	-	1-0	1-0	-	-
Cass, Kyle	7-2	9	0-1	1-0	-	-	3-0	1-0	1-1	1-0	DNP
Williams, Zion	5-3	8	0-2	-	-	2-0	-	2-1	-	1-0	-
Lee, Phillip	6-0	6	-	1-0	-	3-0	-	-	-	1-0	1-0
Pierce, AJ	3-1	4	-	-	DNP	2-1	-	1-0	-	-	-
Stringer, J.	1-3	4	-	0-1	0-1	0-1	1-0	DNP	DNP	DNP	DNP
Medina, Luis	1-2	3	1-0	0-1	0-1	DNP	DNP	DNP	DNP	DNP	DNP
Vidal, Kimani	2-1	3	1-0	-	-	-	-	-	-	1-0	0-1
Culp, Elijah2-0	2	-	1-0	-	-	-	-	1-0	DNP	DNP	-
Steward, Tim	0-2	2	-	-	DNP	DNP	-	-	0-1	DNP	0-1
Chatman, J.	1-1	2	1-0	-	0-1	DNP	-	DNP	-	DNP	DNP
TEAM	2-0	2	-	-	-	-	-	-	-	-	2-0
Woods, Jamontez	2-0	2	-	1-0	-	-	-	DNP	DNP	-	1-0
Palmer, Taiyon	1-1	2	-	1-0	-	0-1	DNP	DNP	DNP	DNP	DNP
Starling, D.	2-0	2	1-0	1-0	DNP	DNP	DNP	DNP	DNP	DNP	DNP
Lacey, Orlando	0-1	1	0-1	-	-	-	DNP	DNP	-	-	-
Stoudemire, D.	1-0	1	-	1-0	-	-	-	-	-	-	-
Butler, John	0-1	1	DNP	-	0-1	-	-	-	-	-	-
Doege, Jarret	1-0	1	1-0	-	DNP	DNP	-	-	-	-	DNP
Matthews, Blake	1-0	1	-	-	DNP	DNP	1-0	DNP	DNP	DNP	DNP
Rogers, Marcus	1-0	1	-	-	1-0	-	-	-	-	DNP	DNP

TOTAL TACKLES

UA-A	TOT	MISS	AAMU	APP	MAR	WKU	USM	TXST	USA	LA
Robbins, Caleb	0-1	1	DNP	0-1	DNP	DNP	DNP	DNP	DNP	DNP
Taylor, Damien	0-1	1	-	-	-	DNP	-	0-1	DNP	-

SACKS

UA-A	TOT	MISS	AAMU	APP	MAR	WKU	USM	TXST	USA	LA
Jackson, T.J.	5-3	6.5	-	1.5-7	-	1.5-9	1.0-7	1.5-14	-	1.0-1
Jibunor, R.	4-2	5.0	-	0.5-2	-	1.0-10	1.5-10	1.0-4	-	1.0-6
Harris, TJ	3-2	4.0	-	-	-	1.5-8	-	0.5-2	-	1.0-4
Solomon, Javon	2-1	2.5	-	0.5-3	-	1.0-7	1.0-7	-	-	-
Pierce, AJ	2-0	2.0	-	-	DNP	1.0-6	-	1.0-7	-	-
Showers, A.	2-0	2.0	-	1.0-5	-	-	-	-	-	1.0-5
Brown, Shakel	2-0	2.0	DNP	-	-	-	1.0-1	1.0-5	-	-
Choloh, Will	1-1	1.5	-	-	1.0-5	-	0.5-3	-	-	DNP
Lee, Phillip	1-0	1.0	-	-	-	1.0-8	-	-	-	-
Martial, C.	0-1	0.5	-	0.5-3	DNP	-	-	-	-	-

TACKLES FOR LOSS

UA-A	TOT	MISS	AAMU	APP	MAR	WKU	USM	TXST	USA	LA
Jackson, T.J.	10-7	13.5	1.0-1	3.0-11	-	3.0-11	1.5-8	1.5-14	1.0-3	2.0-5
Jibunor, R.	4-6	7.0	-	1.5-6	0.5-2	1.5-10	1.5-10	1.0-4	-	1.0-6
Harris, TJ	3-3	4.5	-	-	-	1.5-8	-	0.5-2	-	1.0-4
Solomon, Javon	3-3	4.5	-	0.5-3	-	1.0-7	2.0-11	0.5-1	-	0.5-2
Brown, Shakel	3-2	4.0	DNP	-	-	-	1.0-1	1.5-5	1.0-3	-
Choloh, Will	2-3	3.5	-	-	2.0-10	-	1.0-4	0.5-1	-	-
Martial, C.	1-4	3.0	-	0.5-3	DNP	-	0.5-1	1.5-2	-	-
Pierce, AJ	3-0	3.0	-	-	DNP	2.0-8	-	1.0-7	-	-
Jones, Buddha	1-3	2.5	-	0.5-1	-	0.5-1	0.5-1	-	-	1.0-3
Showers, A.	2-1	2.5	-	1.5-5	-	-	-	-	-	-
McDonald, J.	2-0	2.0	1.0-1	-	1.0-7	DNP	DNP	DNP	DNP	DNP
Fletcher, O.	2-0	2.0	1.0-3	-	-	1.0-2	-	-	-	-
Slocum, Craig	1-1	1.5	-	-	-	-	-	-	-	1.0-9
Lee, Phillip	1-0	1.0	-	-	-	1.0-8	-	-	-	-
Steward, Reddy	0-2	1.0	-	-	-	0.5-1	-	-	-	0.5-1
Robertson, KJ	0-2	1.0	-	DNP	0.5-1	-	-	-	-	-
TEAM	1-0	1.0	-	-	-	-	-	-	-	-
Cass, Kyle	1-0	1.0	-	-	-	-	1.0-3	-	-	-
Medina, Luis	0-1	0.5	-	0.5-2	-	DNP	DNP	DNP	DNP	DNP

#0 RAJAE' JOHNSON

Receptions: 5 (Louisiana, 2022)
 Receiving Yards: 80 (Alabama A&M, 2022)
 Long Catch: 48 (App State, 2022)
 TD Receptions: 1 (3x, last Texas State, 2022)

#1 JAMONTEZ WOODS

Rushes: 13 (2x, last Southern, 2021)
 Rush Yards: 98 (Georgia Southern, 2021)
 Long Rush: 34 (Georgia Southern, 2021)
 Rushing TDs: 2 (2x, last South Alabama, 2021)
 Receptions: 6 (ULM, 2021)
 Receiving Yards: 43 (Louisiana, 2021)
 Long Catch: 17 (Georgia State, 2020)
 TD Receptions: 1 (ULM, 2021)

#2 DEYUNKREA LEWIS

Receptions: 2 (3x, last Texas State, 2021)
 Receiving Yards: 40 (Alabama A&M, 2022)
 Receiving TDs: 1 (5x, last Louisiana, 2022)
 Long Catch: 40 (Alabama A&M, 2022)

#4 MARCUS ROGERS

Receptions: 5 (Alabama A&M, 2022)
 Receiving Yards: 50 (Marshall, 2022)
 Receiving TDs: 0
 Long Catch: 50 (Marshall, 2022)

#5 JABRE BARBER

Receptions: 9 (ULM, 2021)
 Receiving Yards: 105 (Alabama A&M, 2022)
 Receiving TDs: 1 (4x, last Alabama A&M, 2022)
 Long Catch: 60 (Marshall, 2022)

#7 DEVONTE ROSS

Receptions: 4 (Texas State, 2022)
 Receiving Yards: 91 (Texas State, 2022)
 Long Catch: 37 (Texas State, 2022)

#8 DEMONTREZ BROWN

Receptions: 3 (2x, last Georgia State, 2021)
 Receiving Yards: 46 (Georgia State, 2021)
 Receiving TDs: None
 Long Catch: 30 (Southern, 2021)

#9 JARRET DOEGE

Rushes: 7 (S. Miss, 2022)
 Rush Yards: 0 (Alabama A&M, 2022)
 Long Rush: 10 (S. Miss, 2022)
 Passing Yards: 237 (S. Miss, 2022)
 Completions: 17 (S. Miss, 2022)
 Pass Attempts: 24 (S. Miss, 2022)
 Passing Touchdowns: 2 (Western Kentucky, 2022)
 Long Pass: 39 (2x, last S. Miss, 2022)

#11 DESHON STOUDEMIRE

Receptions: 7 (Western Kentucky, 2022)
 Receiving Yards: 93 (Western Kentucky, 2022)
 Receiving TDs: 1 (2x, last Alabama A&M, 2022)
 Long Catch: 39 (2x, last S. Miss, 2022)

#15 TEZ JOHNSON

Receptions: 10 (Southern Miss, 2021)
 Receiving Yards: 121 (Marshall, 2022)
 Receiving TDs: 1 (7x, last Texas State, 2022)
 Rushing TDs: 1 (South Alabama, 2021)
 Long Catch: 74 (Texas State, 2022)
 Kickoff Returns: 1 (Middle Tennessee, 2020)
 Long Kickoff Return: 12 (Middle Tennessee, 2020)
 Kickoff Return TDs: None
 Punt Returns: 2 (Eastern Kentucky, 2020)
 Long Punt Return: 18 (Texas State, 2020)
 Punt Return TDs: None

#16 PEYTON HIGGINS

Receptions: 2 (2x, last Alabama A&M, 2022)
 Receiving Yards: 77 (Alabama A&M, 2022)
 Receiving TDs: 1 (Alabama A&M, 2022)
 Long Catch: 39 (Alabama A&M, 2022)

#18 GUNNAR WATSON

Rushes: 8 (Middle Tennessee, 2020)
 Rush Yards: -2 (Florida A&M, 2018)
 Rushing TD: 2 (App State, 2022)
 Long Rush: 10 (2x, last Louisiana, 2021)
 Passing Yards: 351 (Alabama A&M, 2022)
 Completions: 34 (2x, last Ole Miss 2022)
 Pass Attempts: 55 (Louisiana, 2021)
 Passing Touchdowns: 4 (2x, last Alabama A&M, 2022)
 Long Pass: 74 (Texas State, 2022)
 Total Offense: 351 (Louisiana, 2021)

#20 DK BILLINGSLEY

Rushes: 24 (Western Kentucky, 2022)
 Rush Yards: 163 (Georgia Southern, 2019)
 Long Rush: 70 (Georgia Southern, 2019)
 Rushing TDs: 3 (Georgia State, 2019)
 Receptions: 5 (Arkansas State, 2019)
 Receiving Yards: 48 (Appalachian State, 2019)
 Receiving TDs: None
 Long Catch: 31 (Appalachian State, 2019)

#28 KIMANI VIDAL

Rushes: 25 (Texas State, 2021)
 Rush Yards: 162 (Texas State, 2021)
 Long Rush: 51 (Texas State, 2020)
 Rushing TDs: 2 (Texas State, 2021)
 Receptions: 8 (Arkansas State, 2020)
 Receiving Yards: 77 (Arkansas State, 2020)
 Receiving TDs: None
 Long Catch: 24 (Coastal Carolina, 2020)

#84 A.J. LEWIS

Receptions: 3 (Texas State, 2021)
 Receiving Yards: 32 (Louisiana, 2019)
 Receiving TDs: 1 (5x, last Georgia State, 2020)
 Long Catch: 24 (Louisiana, 2019)

#88 MICHAEL VICE

Receptions: 3 (Ole Miss, 2022)
 Receiving Yards: 31 (Alabama A&M, 2022)
 Long Catch: 31 (Alabama A&M, 2022)
 Touchdowns: 1 (Louisiana, 2022)

#89 CLAYTON OLLENDIECK

Receptions: 2 (Alabama A&M, 2022)
 Receiving Yards: 19 (Alabama A&M, 2022)
 Long Catch: 11 (Alabama A&M, 2022)

#6 KYLE COALE

Punts: 8 (BYU, 2020)
 Long Punt: 53 (BYU, 2020)

#44 MIKE RIVERS

Punts: 5 (Ole Miss, 2022)
 Long Punt: 56 (Texas State, 2022)

#0 JAMARCUS CHATMAN

Tackles: 1 (Ole Miss, 2022)

#1 ELIJAH CULP

Tackles: 7 (South Carolina, 2021)
Tackles for Loss: 1 (Georgia State, 2021)
Pass Break Up: 1 (2x, last Georgia Southern, 2021)
Interceptions: 1 (Texas State, 2021)

#2 CARLTON MARTIAL

Tackles: 21 (Coastal Carolina, 2020)
Sacks: 2 (Coastal Carolina, 2018)
Tackles for Loss: 4.5 (Southern Miss, 2019)
Forced Fumbles: 2 (Buffalo, 2018)
Fumble Recoveries: 1 (2x, last Arkansas State, 2019)
Pass Break Up: 1 (7x, last Western Kentucky, 2022)
Interceptions: 2 (Texas State, 2019)

#3 ANTONIO SHOWERS

Tackles: 5 (3x, last Louisiana, 2022)
Sacks: 2.0 (Florida A&M, 2018)
Tackles for Loss: 2.0 (2x, last Georgia State, 2021)
Forced Fumbles: 1 (2x, last Louisiana, 2022)
Fumble Recovery: 1 (Western Kentucky, 2022)

#4 CRAIG SLOCUM

Tackles: 13 (App State, 2022)
Tackles for Loss: 0.5 (2x, last ULM, 2021)
Forced Fumble: 1 (Texas State, 2019)
Fumble Recovery: 1 (Ole Miss, 2022)
Pass Break Up: 1 (6x, last Louisiana, 2022)
Interceptions: 1 (2x, last S. Miss, 2022)

#5 WILL CHOLOH

Tackles: 10 (Coastal Carolina, 2019)
Sacks: 2.5 (Liberty, 2021)
Tackles for Loss: 4 (Liberty, 2021)
Forced Fumbles: 1 (3x, last Georgia State, 2021)
Blocked Kicks: 1 (3x, last Southern Miss, 2021)

#6 TAIYON PALMER

Tackles: 4 (Liberty, 2021)
Tackle for Loss: 1 (Georgia Southern, 2021)
Pass Break Up: 1 (2x, last South Carolina, 2021)
Interceptions: 1 (2x, last Alabama A&M, 2022)

#7 KJ ROBERTSON

Tackles: 11 (2x, last Louisiana, 2022)
Tackles for Loss: 1.5 (Georgia Southern, 2019)
Sacks: 1.5 (Georgia Southern, 2019)
Interceptions: 1 (2x, last App State, 2021)
Forced Fumbles: 1 (Georgia State, 2018)
Pass Break Up: 1 (5x, last ULM, 2021)

#8 TJ HARRIS

Tackles: 10 (3x, last South Alabama, 2021)
Tackles for Loss: 2.5 (Georgia Southern, 2021)
Sacks: 2 (2x, last Texas State, 2021)
Forced Fumbles: 1 (2x, last Georgia Southern, 2019)
Fumble Recoveries: 1 (South Alabama, 2019)
Interceptions: 1 (4x, last Georgia Southern, 2021)
Pass Break Up: 2 (3x, last Texas State, 2020)

#9 RICHARD JIBUNOR

Tackles: 6 (2x, last Louisiana, 2021)
Sacks: 2.5 (Southern Miss, 2021)
Tackles for Loss: 2.5 (2x, last Southern Miss, 2021)
Interceptions: 1 (2x, last Georgia Southern, 2021)
Pass Break Up: 2 (Western Kentucky, 2022)
Forced Fumble: 1 (5x, last S. Miss, 2022)

#10 JAYDEN McDONALD

Tackles: 16 (Georgia State, 2020)
Sacks: 1.0 (Liberty, 2021)
Tackles for Loss: 3.0 (Georgia State, 2020)
Fumble Recovery: 1 (Texas State, 2021)
Interceptions: 1 (Southern, 2021)
Pass Break Up: 1 (Arkansas State, 2020)

#11 O'SHAI FLETCHER

Tackles: 8 (South Alabama, 2022)
Tackles for Loss: 1 (3x, last Ole Miss, 2022)
Pass Break Up: 2 (2x, last Southern Miss, 2021)

#12 MARKEIS COLVIN

Tackles: 4 (Georgia Southern, 2021)
Interception: 1 (2x, last S. Miss, 2022)
Pass Break Up: 1 (Marshall, 2022)
Kickoff Returns: 2 (Georgia State, 2021)
Long Kickoff Return: 29 (Georgia State, 2021)

#13 ZION WILLIAMS

Tackles: 5 (Middle Tennessee, 2020)
Interceptions: 2 (Southern, 2021)
Pass Break Up: 1 (2x, last Coastal Carolina, 2021)

#14 CALEB RANSAW

Tackles: 6 (Western Kentucky, 2022)
Pass Break Up: 1 (App State, 2022)

#15 ORLANDO LACEY

Tackles: 4 (App State, 2019)

#17 CARLOSS CRAWFORD

Tackles: 2 (Middle Tennessee, 2020)

#18 REDDY STEWARD

Tackles: 9 (South Alabama, 2021)
Tackle for Loss: 2 (BYU, 2020)
Sacks: 1 (2x, last Texas State, 2020)
Interceptions: 1 (2x, last South Alabama, 2022)
Pass Break Up: 2 (2x, last S. Miss, 2022)

#19 DARRELL STARLING

Tackles: 4 (2x, last Southern Miss, 2021)
Fumble Recovery: 1 (Arkansas State, 2020)
Tackles for Loss: 1 (2x, Southern, 2021)
Pass Break Up: 1 (Southern Miss, 2021)

#21 SHAKEL BROWN

Tackles: 5 (Texas State, 2022)
Tackles for Loss: 1.5 (South Alabama, 2021)
Fumble Recoveries: 1 (Georgia State, 2020)
Sack: 1 (2x, last S. Miss, 2022)

#23 KEYSHAWN SWANSON

Tackles: 5 (3x, last Louisiana, 2022)
Interceptions: 1 (Texas State, 2021)
Forced Fumble: 1 (Ole Miss, 2022)
Pass Break Up: 1 (Ole Miss, 2022)

#26 KYLE CASS

Tackles: 2 (Texas State, 2022)
Pass Break Up: 1 (2x, last Western Kentucky, 2022)
Interceptions: 1 (S. Miss, 2022)

#27 JOHN BUTLER

Tackles: 1 (App State, 2022)

#31 DELL PETTUS

Tackles: 10 (2x, last Georgia State, 2020)
Pass Break Up: 1 (8x, last Western Kentucky, 2022)
Interceptions: 1 (Georgia Southern, 2020)
Tackles for Loss: 1 (2x, last South Alabama, 2020)
Blocks: 1 (Liberty, 2021)

#34 JORDAN STRINGER

Tackles: 1 (4x, last Western Kentucky, 2022)

#36 TERRY THOMAS

Tackles: 8 (App State, 2022)
Interceptions: 1 (Alabama A&M, 2022)

#41 JAVON SOLOMON

Tackles: 9 (Southern Miss, 2021)
Tackles for Loss: 5 (Southern Miss, 2021)
Sacks: 3.5 Southern Miss, 2021)
Interceptions: 1 (Georgia Southern, 2021)
Forced Fumble: 1 (2x, last Georgia State, 2020)

#47 DEVON REAVES

Tackles: 5 (Georgia State, 2020)
Tackles for Loss: 0.5 (2x, last Georgia State, 2020)

#52 BUDDHA JONES

Tackles: 6 (Marshall, 2022)
Tackle for Loss: 0.5 (2x, last Western Kentucky, 2022)

#95 LUIS MEDINA

Tackles: 7 (App State, 2021)
Tackles for Loss: 1.0 (2x, last Southern Miss, 2021)
Sacks: 1.0 (2x, last Southern Miss, 2021)

#97 AJ PIERCE

Tackles: 5 (South Alabama, 2020)
Tackle for Loss: 2.0 (2x, last Marshall, 2022)
Sacks: 1.0 (2x, last vs. Marshall, 2022)

#98 T.J. JACKSON

Tackles: 7 (Marshall, 2022)
Tackle for Loss: 3.0 (Marshall, 2022)
Sacks: 1.5 (2x, last S. Miss, 2022)

GAME TEN | THE LAST TIME

Shutout an opponent: Dec. 5, 2020, at South Alabama (29-0)
Rushed for more than 300 yards: Oct. 4, 2018, vs. Georgia State
..... (37 rushes, 337 yards)
Rushed for more than 400 yards: Sept. 14, 2002 vs. Southern Utah
..... (52 rushes, 464 yards)
Passed for more than 300 yards: Sept. 24, 2022, vs. Marshall
..... (321 yards)
Passed for more than 400 yards: Sept. 10, 2022, vs. Alabama A&M
..... (464 yards)
Recorded 600-699 yds offense: Nov. 9, 2019, vs. Georgia Southern
..... (273 rushing, 330 passing, 603 total)
Recorded more than 700 yds offense: Sept. 3, 2016 vs. Austin Peay
..... (383 rushing, 323 passing, 706 total)
Ran at least 100 plays Oct. 12, 2013 at Georgia State (102 plays)
Scored 50 or more points: Sept. 4, 2021, vs. Southern
Returned the Opening Kickoff for TD: Sept. 29, 2018, vs. Coastal Carolina
..... (96 yards by Marcus Jones)
Scored on First Play: Sept. 3, 2016 vs. Austin Peay
..... (48-yard run by Jordan Chunn)
Scored on First Two Plays: Nov. 18, 2000 vs. Jacksonville State
..... (65-yard pass from Brock Nutter to Jonathan Carter
..... 33-yard pass from Thad Buttone to Jonathan Carter)
Scored on First Play of Second Half Oct. 1, 2016 at Idaho
..... (John Johnson 60-yard pass from Brandon Silvers)
Scored on First Play of Season Sept. 3, 2016 vs. Austin Peay
..... (48-yard run by Jordan Chunn)
Rushed for less than 100 yards: Sept. 17, 2022, at App State
..... (28 rushes, 57 yards)
Passed for less than 100 yards: Nov. 17, 2018, vs. Texas State
..... (13-27, 79 yards)
Passed for less than 100 yds in 3 straight gams: Oct. 16-23-30, 2004
..... at Arkansas State (73 yards); at LSU (60 yards); vs. Idaho (48 yards)
Failed to record 200 yards total offense: Sept. 26, 2020, at BYU
..... (19 rushing, 162 passing, 181 total)
Failed to record 100 yards total offense: Oct. 9, 1982 vs SE Louisiana
..... (27 rushing, 48 passing, 75 total)
Failed to score a touchdown and lost: Nov. 23, 2019, at Louisiana (3-53)
Failed to score a touchdown and won: Nov. 17, 2018, vs. Texas State
..... (12-7; four field goals)
Held an opponent to less than 100 yards rushing: Oct. 20, 2022, vs. South Alabama
..... (21 carries, 31 yards)
Held an opponent to negative yards rushing: Sept. 18, 2021, at Southern Miss
..... (39 carries, -1 yards)
Held an opponent to less than 100 yards passing: Sept. 24, 2022, vs. Marshall
..... (11-21, 78 yards)
Held an opponent to less than 50 yards passing: Oct. 30, 2014
..... at Georgia Southern (6-10, 40 yards)
Held an opponent to less than 10 yards passing: Oct. 27, 2001
..... vs. Southern Utah (1-8, 6 yards)
Held opponent to less than 200 yards total offense: Sept. 24, 2022, vs. Marshall
..... (96 rush, 78 pass, 174 total)
Returned a kickoff for a touchdown: Sept. 14, 2019, vs. Southern Miss
..... (69 yards by Reggie Todd)
Returned a punt for a touchdown: Sept. 15, 2018, at Nebraska
..... (Cedarius Rookard, 58 yards)
Blocked an opponent's punt: Dec. 5, 2020, at South Alabama (Kaylon Geiger)
Blocked two opponent punts in a game: Oct. 26, 2002 vs. FAU
Blocked an opponent's field goal attempt: Sept. 24, 2022, vs. Marshall
..... (Caleb Ransaw)
Blocked an opponent's PAT try: Sept. 18, 2021, at Southern Miss
..... (Will Choloh)
Returned an interception for a TD: Nov. 66, 2021, at Texas State
..... (KJ Robertson, 32 yards)
Returned a fumble for a touchdown: Sept. 24, 2022, vs. Marshall
..... (Buddha Jones, 23 yards)
Returned a fumble and an INT for touchdowns: Oct. 24, 2020, vs. Georgia State
..... (Shakel Brown, 21-yard fumble; Reddy Steward, 35-yard INT)
Attempted an on-side kick Nov. 27, 2021, at Georgia State (Unsuccessful)
Converted an on-side kick Oct. 10, 2020, vs. Texas State
Attempted a fake punt Nov. 9, 2019, vs. Georgia Southern (Successful)
Attempted a fake field goal: Oct. 31, 2014, at Appalachian State
..... (Unsuccessful, made first down but fumbled)
Scored a safety: Dec. 5, 2020, at South Alabama
..... TEAM
Returned a PAT attempt for two points: Nov. 25, 2000
..... Chris Archie vs. Appalachian State (INT, 102 yards)
Had a player rush for 100 yards in a game: Nov. 5, 2022, at Louisiana
..... (Kimani Vidal, 117 yards)
2 players rush for 100 yards in a game: Oct. 4, 2018, vs. Georgia State
..... (B.J. Smith, 143 yards; Kaleb Baker, 111 yards)
3 players rush for 100 yards in a game: Sept. 14, 2002 vs. S. Utah
..... (Marrio Fraser, 125; DeWhitt Betterson, 122; LeBarron Black, 100)

Quarterback rush for 100 yards in a game: Oct. 4, 2018, vs. Georgia State
..... Kaleb Barker (5 carries, 111 yards)
Player rushed for 100 yds in consecutive games: 2021, Kimani Vidal
..... (162 vs. Texas State, 142 vs. Coastal Carolina)
Player rushed for 100 yds in three consecutive games: 2018, B.J. Smith
..... (103 vs. Coastal Carolina; 140 vs. Georgia State; 111 at Liberty)
Player rushed for 100 yds in four consecutive games: 2018, B.J. Smith
..... (103 vs. Coastal Carolina; 140 vs. Georgia St; 111 at Liberty, 170 at South Alabama)
Player rushed for 100 yds in five consecutive games: 2018, B.J. Smith
..... (103 vs. Coastal Carolina; 140 vs. Georgia St; 111 at Liberty,
..... 170 at South Alabama, 103 vs. Louisiana)
Player rush for more than 200 yards in a game: Sept. 1, 2012 at UAB
..... (Shawn Southward, 28 carries, 204 yards)
Had a player record 40 carries in a game: Nov. 15, 2003 vs. Utah St
..... (DeWhitt Betterson, 46 carries, 230 yards, 2 TDs)
Had a player rush for three TD in a game: Oct. 26, 2019, at Georgia State
..... (DK Billingsley)
Had a player rush for four TD in a game: Nov. 7, 2009 at WKU
..... (Shawn Southward)
Player record 100 yards rushing and receiving : Sept. 9, 2000 vs. App State
..... (Demontray Carter, 102 rushing & 153 receiving)
2 players with more than 100 yards receiving in a game: Sept. 24, 2022, vs. Marshall
..... (Tez Johnson, 121; Jabre Barber 101)
3 players with more than 100 yards receiving in a game: Sept. 14, 2019, vs. Southern Miss
..... (Geiger, 118; Eafford, 110; Whittemore, 110, McClain, 104)
4 players with more than 100 yards receiving in a game: Sept. 14, 2019, vs. Southern Miss
..... (Geiger, 118; Eafford, 110; Whittemore, 110, McClain, 104)
Made three field goals in a game: Sept. 24, 2022, vs. Marshall
..... (Brooks Buce - 40, 25, 28)
Make a game-winning FG with less than one minute in game.. Oct. 17, 2020, vs. Eastern Kentucky
..... (Evan Legassey, 47 yards, 0:02)
Played an overtime game: Oct. 31, 2015 at Appalachian State
..... (Appalachian State 44, Troy 41 3OT)
Punted on third down: Oct. 12, 2002, vs. Mississippi State
..... (3rd-and-16 from the Troy 4-yard line)
A player record two interceptions in a game: Sept. 4, 2021, vs. Southern
..... (Zion Williams)
A player record three interceptions in a game: Nov. 15, 2014
..... at Idaho (Montres Kitchens)
A player recorded multiple interceptions in consecutive games..... Blace Brown
..... (Sept. 24, 2016 vs. New Mexico State [2] & Oct. 1, 2016 at Idaho [2])
Rallied from 17-point or more deficit Nov. 5, 2022, at Louisiana; trailed 17-0, won 23-17
20-Play Scoring Drive Nov. 5, 2022, at Louisiana

LAST TIME ... AN OPPONENT

Shutout Troy: Sept. 20, 2014 at Georgia (0-66)
Rushed for more than 300 yards: Nov. 7, 2020, at Georgia Southern
..... (61 attempts, 326 yards)
Passed for more than 300 yards: Oct. 1, 2022, at WKU
..... (406 yards)
Had more than 500 yards total offense: Dec. 12, 2020, vs. Coastal Carolina
..... (176 rushing, 338 passing, 514 overall)
Had more than 600 yards total offense: Sept. 26, 2020, at BYU
..... (192 rushing, 472 passing, 664 overall)
Returned a kickoff for a touchdown: Sept. 14, 2019, vs. Southern Miss
..... (Jaylond Adams, 100 yards)
Returned a punt for a touchdown: Sept. 2, 2017, at Boise State
..... (Avery Williams, 81 yards)
Returned two punts for TD in a game: Aug. 31, 2002 vs. Nebraska
..... (DeJuan Groce, 83 and 72 yards)
Returned a blocked punt for a touchdown: Dec. 3, 2011
..... at Arkansas State (Jones)
Blocked a Troy punt: Nov. 5, 2022, at Louisiana
Blocked two Troy punts: Nov. 2, 2002 vs. Arkansas
..... (Tom Crowder and Bo Mosley)
Blocked a Troy field goal attempt: Dec. 5, 2020, at South Alabama
Blocked a Troy field goal and returned for TD: Never (FBS era)
Blocked a Troy PAT Attempt: Nov. 5, 2022, at Louisiana
Returned an interception for a TD: Oct. 2, 2021, at South Carolina
Returned a fumble for a touchdown: Nov. 27, 2021, at Georgia State
Returned a fumble and an INT for touchdowns: Sept. 7, 2002 vs. UAB
..... (Chris Brown, 91-yard fumble; Gaylon Black, 30-yard INT)
Scored a safety: Sept. 17, 2022, at App State
Returned a missed PAT attempt for two points: Never
A player rushed for 200 yards in a game: Nov. 26, 2011 at WKU
..... (Bobby Rainey, 43 carries, 227 yards, 3 TDs)
Converted a Fake Punt: Oct. 28, 2021, at Coastal Carolina
Failed on a Fake Punt: Sept. 17, 2016, at Southern Miss

GAME 1

TROY	0	3	0	7	10
#21 OLE MISS	7	14	7	0	28

SEPT. 3 • OXFORD, MISS. • VAUGHT-HEMINGWAY STADIUM • 60,533

	TROY	MISS
FIRST DOWNS	20	24
Rushing	8	13
Passing	12	10
Penalty	0	1
NET YARDS RUSHING	60	266
Rushing Attempts	33	44
Average Per Rush	1.8	6.0
Rushing Touchdowns	0	3
Yards Gained Rushing	101	277
Yards Lost Rushing	41	11
NET YARDS PASSING	286	167
Completions-Attempts-Int	35-48-1	19-29-1
Average Per Attempt	6.0	5.8
Average Per Completion	8.2	8.8
Passing Touchdowns	1	1
TOTAL OFFENSE YARDS	346	433
Total offense plays	81	73
Average Gain Per Play	4.3	5.9
Fumbles: Number-Lost	2-1	4-2
Penalties: Number-Yards	6-37	3-16
PUNTS-YARDS	5-248	4-165
Average Yards Per Punt	49.6	41.2
Net Yards Per Punt	45.6	41.2
Inside 20	2	2
50+ Yards	2	0
Touchbacks	1	0
Fair catch	3	3
KICKOFFS-YARDS	2-127	5-325
Average Yards Per Kickoff	63.5	65.0
Net Yards Per Kickoff	44.5	40.0
Touchbacks	1	5
Fair Catch Yards	0	0
Punt returns: Number-Yards-TD	0-0-0	0-0-0
Average Per Return	0.0	0.0
Kickoff returns: Number-Yds-TD	0-0-0	1-13-0
Average Per Return	0.0	13.0
Interceptions: Number-Yds-TD	1-0-0	1-10-0
Fumble Returns: Number-Yds-TD	0-0-0	1-13-0
Miscellaneous Yards	0	0
Possession Time	36:58	23:02
1st Quarter	10:05	4:55
2nd Quarter	6:54	8:06
3rd Quarter	8:34	6:26
4th Quarter	11:25	3:35
Third-Down Conversions	6 of 17	9 of 14
Fourth-Down Conversions	2 of 5	1 of 1
Red-Zone Scores-Chances	2-2	4-4
Touchdowns	1-2	4-4
Field goals	1-2	0-4
Sacks By: Number-Yards	0-0	4-21
PAT Kicks	1-1	4-4
Field Goals	1-1	0-0
Points off turnovers	7	0

NOTABLE

• Left tackle Austin Stidham started his team-leading 49th career game, while linebacker Carlton Martial started his team-leading 41st straight game.

• Gunnar Watson's 72.3 completion percentage is the sixth highest in Troy's DI history among passers with at least 45 attempts.

• Twelve different Trojan players caught a pass in the game; the most Troy had was 10 in a game last season (Southern, Georgia Southern).

• Troy has now forced 144 turnovers since the start of the 2016 season; the Trojans entered the weekend fourth over that time period in turnovers forced. The Trojans were second with 1.91 turnovers forced per game. Troy has forced a turnover in 67 of its last 81 games and multiple turnovers in 45 of those games.

• Troy held Ole Miss to 167 yards through the air; it was the fewest passing yards by a Power Five opponent since Nebraska had 160 in 2018 and the seventh-fewest all-time allowed by a Troy defense against a P5 opponent. Ole Miss averaged 274.8 passing yards last season.

• In his Troy debut, Mike Rivers averaged 49.6 yards on his five punt attempts. His average is tied for the fifth-highest by a Troy punter (min. five attempts) since 2001.

• SEC teams averaged 43.0 points per game through Sept. 3. Troy held Ole Miss to 28 points (fewest by an SEC team this season) and forced three turnovers (most by an SEC team this season).

• Troy held Ole Miss to seven points, 165 yards, 65 rushing yards and 100 passing yards in the second half.

• In his first game after earning scholarship this spring, safety Keyshawn Swanson forced a fumble and tied a career-high with five tackles.

STAT LEADERS

TROY							OLE MISS								
Rushing		No	Yds	TD	Lg	Avg	Rushing		No	Yds	TD	Lg	Avg		
Vidal, Kimani		12	48	0	13	4.0	Evans, Zach		20	130	0	46	6.5		
Woods, Jamontez		10	27	0	14	2.7	Judkins, Quinshow		14	87	1	15	6.2		
Passing		A	C	I	Yds	TD	Lng	Passing		A	C	I	Yds	TD	Lng
Watson, Gunnar		47	34	1	275	1	30	Dart, Jaxson		27	18	1	154	1	22
Doerge, Jarret		1	1	0	11	0	11	Altmyer, Luke		2	1	0	13	0	13
Receiving		No.	Yds	TD	Long			Receiving		No.	Yds	TD	Long		
Stoudemire, Deshon		6	45	0	15			Trigg, Michael		4	33	0	21		
Vidal, Kimani		6	19	0	11			Mingo, Jonathan		3	26	0	16		
Barber, Jabre		5	60	0	30			Wade, Dayton		3	14	0	7		
Johnson, Rajae'		3	32	1	22			Evans, Zach		2	22	0	22		
Vice, Michael		3	23	0	11			Watkins, Jordan		2	20	0	13		

GAME 2

ALABAMA A&M	3	0	0	14	17
TROY	0	7	21	10	38

SEPT. 10 • TROY, ALA. • VETERANS MEMORIAL STADIUM • 26,189

	AAMU	TROY
FIRST DOWNS	21	26
Rushing	3	3
Passing	14	20
Penalty	4	3
NET YARDS RUSHING	64	58
Rushing Attempts	35	25
Average Per Rush	1.8	2.3
Rushing Touchdowns	2	0
Yards Gained Rushing	97	87
Yards Lost Rushing	33	29
NET YARDS PASSING	292	464
Completions-Attempts-Int	22-47-2	28-45-2
Average Per Attempt	6.2	10.3
Average Per Completion	13.3	16.6
Passing Touchdowns	0	5
TOTAL OFFENSE YARDS	356	52
Total offense plays	82	70
Average Gain Per Play	4.3	7.5
Fumbles: Number-Lost	0-0	1-1
Penalties: Number-Yards	9-107	10-88
PUNTS-YARDS	9-309	4-168
Average Yards Per Punt	34.3	42.0
Net Yards Per Punt	32.1	35.0
Inside 20	3	0
50+ Yards	0	0
Touchbacks	0	1
Fair catch	3	2
KICKOFFS-YARDS	3-109	7-453
Average Yards Per Kickoff	36.3	64.7
Net Yards Per Kickoff	27.7	39.7
Touchbacks	0	5
Fair Catch Yards	13	0
Punt returns: Number-Yards-TD	1-8-0	3-20-0
Average Per Return	8.0	6.3
Kickoff returns: Number-Yds-TD	2-50-0	2-26-0
Average Per Return	25.0	13.0
Interceptions: Number-Yds-TD	2-23-0	2-26-0
Fumble Returns: Number-Yds-TD	0-0-0	0-0-0
Miscellaneous Yards	0	0
Possession Time	34:02	25:58
1st Quarter	9:36	5:24
2nd Quarter	7:18	7:42
3rd Quarter	9:12	5:48
4th Quarter	7:56	7:04
Third-Down Conversions	6 of 18	4 of 11
Fourth-Down Conversions	0 of 1	1 of 2
Red-Zone Scores-Chances	2-3	3-5
Touchdowns	2-3	2-5
Field goals	0-3	1-5
Sacks By: Number-Yards	2-17	4-20
PAT Kicks	2-2	5-5
Field Goals	1-1	1-1
Points off turnovers	0	0

NOTABLE

• Troy threw for 464 yards in the game, which ranks as the eighth most in school history and the most since 504 yards against Southern Miss in 2019.

• Troy's 522 yards of total offense are tied for the 34th most in school history and are the most since 528 yards against Southern Miss in 2019.

• Gunnar Watson moved into sole possession of 10th place all-time with 29 touchdowns in his career after throwing four touchdown strikes against Alabama A&M.

• Gunnar Watson completed 23-of-34 passes for 351 yards, his 10th career 200-yard passing game and second straight this season. The 351 yards mark his sixth-career 300-yard passing game. He moved into eighth place all-time in Troy history with 4,514 career passing yards.

• Gunnar Watson tied a career-high with his four touchdown passes in the game and his 351 yards were a new high for the junior quarterback and the 33rd most in a game in Troy history.

• Carlton Martial moved into third place in Sun Belt Conference history with 47.5 tackles for loss in his career after recording 0.5 a tackle for loss against Alabama A&M. He now has a tackle for loss in 32 of his 49 career games.

• Troy forced Alabama A&M to punt on its opening drive; the Trojans have not allowed points on an opening drive this season.

• Troy has now forced 146 turnovers since the start of the 2016 season; the Trojans entered the weekend second nationally with its 144 turnovers and 1.92 turnovers forced per game since 2016.

• Alabama A&M outgained Troy 151-27 in the first quarter; the Trojans turned the tide outgaining the Bulldogs 367-76 in the second and third quarters combined before Troy emptied the bench in the fourth quarter.

STAT LEADERS

ALABAMA A&M						TROY							
Rushing	No	Yds	TD	Lg	Avg	Rushing	No	Yds	TD	Lg	Avg		
Quarles, Gary	16	35	1	7	2.2	Vidal, Kimani	10	38	0	9	3.8		
Jemison, Harold	3	22	1	16	7.3	Billingsley, DK	4	22	0	11	5.5		
Passing	A	C	I	Yds	TD	Lng	Passing	A	C	I	Yds	TD	Lng
Lankford, Xavier	32	16	2	182	0	47	Watson, Gunnar	34	23	2	351	4	59
Casey, Quincy	15	6	0	110	0	46	Doerge, Jarret	11	5	0	113	1	39
Receiving	No.	Yds	TD	Long	Receiving	No.	Yds	TD	Long				
Jenkins, Brian	6	40	0	15	Barber, Jabre	5	105	1	59				
Hambrick, Keenan	5	82	0	47	Rogers, Marcus	5	46	0	17				
Cox, Isiah	3	99	0	46	Johnson, Rajae'	4	80	1	24				
Quarles, Gary	2	22	0	18	Stoudemire, Deshon	4	42	1	13				
Young, Cameron	2	13	0	9	Higgins, Peyton	2	77	1	39				

GAME 3

TROY	7	14	0	7	28
APP STATE	7	7	10	8	32

SEPT. 24 • BOONE, N.C. • KIDD-BREWER STADIUM • 34,406

	TROY	APP
FIRST DOWNS	23	23
Rushing	5	9
Passing	15	14
Penalty	3	0
NET YARDS RUSHING	46	161
Rushing Attempts	29	34
Average Per Rush	1.6	4.6
Rushing Touchdowns	4	1
Yards Gained Rushing	85	174
Yards Lost Rushing	28	13
NET YARDS PASSING	302	301
Completions-Attempts-Int	23-36-1	23-35-0
Average Per Attempt	8.4	8.6
Average Per Completion	13.1	12.8
Passing Touchdowns	0	3
TOTAL OFFENSE YARDS	348	456
Total offense plays	66	69
Average Gain Per Play	5.6	6.6
Fumbles: Number-Lost	0-0	0-0
Penalties: Number-Yards	2-15	6-39
PUNTS-YARDS	2-100	3-123
Average Yards Per Punt	50.0	41.0
Net Yards Per Punt	50.0	41.0
Inside 20	2	1
50+ Yards	1	0
Touchbacks	0	0
Fair catch	2	3
KICKOFFS-YARDS	5-281	5-316
Average Yards Per Kickoff	56.2	63.2
Net Yards Per Kickoff	39.6	35.0
Touchbacks	2	3
Fair Catch Yards	19	0
Punt returns: Number-Yards-TD	0-0-0	0-0-0
Average Per Return	0.0	0.0
Kickoff returns: Number-Yds-TD	2-66-0	2-33-0
Average Per Return	33.0	16.5
Interceptions: Number-Yds-TD	0-0-0	1-1-0
Fumble Returns: Number-Yds-TD	0-0-0	0-0-0
Miscellaneous Yards	0	0
Possession Time	36:49	23:11
1st Quarter	11:35	3:25
2nd Quarter	5:20	9:40
3rd Quarter	5:14	9:46
4th Quarter	14:40	0:20
Third-Down Conversions	6 of 11	8 of 16
Fourth-Down Conversions	1 of 1	3 of 4
Red-Zone Scores-Chances	4-5	4-4
Touchdowns	4-5	3-4
Field goals	0-5	1-4
Sacks By: Number-Yards	1-5	3-24
PAT Kicks	4-4	3-3
Field Goals	0-1	1-1
Points off turnovers	0	7

NOTABLE
• Troy rushed for four touchdowns in the game, it was the first time for the Trojans against an FBS opponents since rushing for four TDs against App State in 2015; that game was decided in triple overtime.
• DK Billingsley's 19-yard touchdown run in the first quarter was his first since the 2020 season opener at Middle Tennessee (Sept. 19); it was Troy's first rushing touchdown of the season.
• Gunnar Watson's 1-yard touchdown run in the second quarter was the second of his career; his last one came against Louisiana in 2021. He added his second touchdown of the game as the clock expired on the first half.
• Gunnar Watson is the first Troy quarterback since Kaleb Barker against ULM on Sept. 22, 2018, to rush for two touchdowns in a game.
• Left tackle Austin Stidham started his team-leading 51st career game, while linebacker Carlton Martial saw his team-leading 42-game consecutive start streak snapped; he did not play in the game. It was Martial's first missed game since Oct. 4, 2018, against Georgia State.
• Troy's extended its non-shutout streak to 97 games and 192 games against Non-Power Five teams; the last time Troy was shutout was a 66-0 loss at Georgia in 2014.
• Troy played without the nation's active leader in career tackles Carlton Martial and his backup, Jayden McDonald, missed most of the game with injury as well.
• Terry Thomas, who replaced Martial and McDonald, finished with a career-high eight tackles.
• Troy failed to force a turnover for just the 15th time in the last 83 games.

STAT LEADERS

TROY							APP STATE						
Rushing	No	Yds	TD	Lg	Avg		Rushing	No	Yds	TD	Lg	Avg	
Billingsley, DK	6	38	1	19	6.3		Peoples, Camrun	17	84	0	15	4.9	
Vidal, Kimani	11	29	1	13	2.6		Harrington, D.	7	58	1	19	8.3	
Passing	A	C	I	Yds	TD	Lng	Passing	A	C	I	Yds	TD	Lng
Watson, Gunnar	37	23	1	302	0	48	Brice, Chase	34	22	0	278	2	53
							Davis, Dashaun	1	1	0	17	1	17
Receiving	No.	Yds	TD	Long			Receiving	No.	Yds	TD	Long		
Stoudemire, Deshon	6	70	0	22			Horn, Christian	5	98	1	53		
Barber, Jabre	6	42	0	12			Davis, Dashaun	5	16	0	14		
Johnson, Tez	4	69	0	36			Robinson, Kaedin	4	68	0	42		
Rogers, Marcus	2	41	0	25			Pearson, Henry	2	40	0	29		

GAME 4

MARSHALL	0	0	7	0	7
TROY	7	3	0	6	16

SEPT. 24 • TROY, ALA. • VETERANS MEMORIAL STADIUM • 27,514

	MAR	TROY
FIRST DOWNS	14	13
Rushing	11	4
Passing	2	7
Penalty	1	2
NET YARDS RUSHING	96	103
Rushing Attempts	48	31
Average Per Rush	2.0	3.3
Rushing Touchdowns	1	0
Yards Gained Rushing	160	126
Yards Lost Rushing	64	23
NET YARDS PASSING	78	321
Completions-Attempts-Int	11-21-0	15-25-1
Average Per Attempt	3.7	12.8
Average Per Completion	7.1	21.4
Passing Touchdowns	0	0
TOTAL OFFENSE YARDS	174	424
Total offense plays	69	56
Average Gain Per Play	2.5	7.6
Fumbles: Number-Lost	1-1	2-2
Penalties: Number-Yards	7-64	8-69
PUNTS-YARDS	9-365	4-142
Average Yards Per Punt	40.6	35.5
Net Yards Per Punt	39.8	34.0
Inside 20	5	1
50+ Yards	0	0
Touchbacks	0	0
Fair catch	4	1
KICKOFFS-YARDS	2-130	5-305
Average Yards Per Kickoff	65.0	61.0
Net Yards Per Kickoff	40.0	38.6
Touchbacks	2	3
Fair Catch Yards	0	0
Punt returns: Number-Yards-TD	2-6-0	1-7-0
Average Per Return	3.0	7.0
Kickoff returns: Number-Yds-TD	2-37-0	0-0-0
Average Per Return	18.5	0.0
Interceptions: Number-Yds-TD	1-0-0	0-0-0
Fumble Returns: Number-Yds-TD	0-0-0	1-23-1
Miscellaneous Yards	0	0
Possession Time	30:56	29:04
1st Quarter	9:04	5:56
2nd Quarter	6:44	8:16
3rd Quarter	7:57	7:03
4th Quarter	7:11	7:4
Third-Down Conversions	8 of 19	3 of 14
Fourth-Down Conversions	0 of 1	1 of 2
Red-Zone Scores-Chances	1-2	2-5
Touchdowns	1-2	0-5
Field goals	0-2	2-5
Sacks By: Number-Yards	3-20	7-48
PAT Kicks	1-1	1-1
Field Goals	0-1	3-3
Points off turnovers	7	7

NOTABLE
• Troy led 10-0 at the end of the first quarter marking the first time this season the Trojans led after the first 15 minutes of play; -7 Ole Miss, -3 Alabama A&M, 0 at App State, +10 Marshall.
• Troy held Marshall off the scoreboard in the opening half, it was Troy's first first-half shutout since 2020 at South Alabama; the Trojans shutout the Jaguars 29-0 in that game.
• Troy led 10-0 at the half; the Trojans improved to 47-5 since 2015 when leading at the half.
• Troy held Marshall to 174 yards of total offense and 96 rushing yards; the Herd entered the weekend ranked sixth nationally averaging 263.3 yards per game on the ground and 15th overall with 507.7 yards per game.
• Troy finished the game with five plays of 40-plus yards -- Rogers 50-yard reception, Johnson, T. 63-yard reception, Billingsley 44-yard run, Barber 60-yard reception and Johnson, T. 58-yard reception.
• With his 321 passing yards, Gunnar Watson became the seventh player in program history to reach the 5,000-yard mark in his career. He ended the night with 5,137 yards. It was his third 300-yard game of the year and eighth of his career.
• With his third tackle in the game, Carlton Martial became the Sun Belt Conference's all-time leader in career tackles passing Texas State's Bryan London with 460. He now has 475 in his career, which is 71 shy of becoming the all-time FBS record with 546 (Northwestern's Tim McGarigle holds the record with 545).
• T.J. Jackson forced his second fumble of the season which was recovered by Buddah Jones and returned 23 yards for a touchdown in the first quarter. It was Troy's first fumble return for a touchdown since Darrell Starling at Arkansas State in 2020.

STAT LEADERS

MARSHALL						TROY							
Rushing	No	Yds	TD	Lg	Avg	Rushing	No	Yds	TD	Lg	Avg		
Labom, Khalan	30	118	1	17	3.9	Billingsley, DK	14	85	0	44	6.1		
Turner, A.J.	2	10	0	7	5.0	Vidal, Kimani	9	34	0	10	3.8		
Passing	A	C	I	Yds	TD	Lng	Passing	A	C	I	Yds	TD	Lng
Colombi, Henry	13	8	0	49	0	12	Watson, Gunnar	25	15	1	321	0	63
Fancher, Cam	7	3	0	29	0	21							
Receiving	No.	Yds	TD	Long			Receiving	No.	Yds	TD	Long		
McMillian, Caleb	3	37	0	21			Vidal, Kimani	5	40	0	18		
Keaton, Talik	2	18	0	10			Barber, Jabre	4	101	0	60		
Labom, Khalan	2	15	0	9			Johnson, Tez	2	121	0	63		
Harrison, Jayden	2	3	0	5			Stoudemire, Deshon	2	5	0	4		

GAME 5

TROY	10	3	7	14	34
WKU	7	10	3	7	27

OCT. 1 • BOWLING GREEN, KY. • HOUCHEMS-SMITH STADIUM • 20,168

	TROY	WKU
FIRST DOWNS	26	28
Rushing	9	8
Passing	14	17
Penalty	3	3
NET YARDS RUSHING	135	64
Rushing Attempts	39	29
Average Per Rush	3.5	2.2
Rushing Touchdowns	1	0
Yards Gained Rushing	156	100
Yards Lost Rushing	21	36
NET YARDS PASSING	280	406
Completions-Attempts-Int	23-37-1	39-56-1
Average Per Attempt	7.6	7.2
Average Per Completion	12.2	10.4
Passing Touchdowns	3	3
TOTAL OFFENSE YARDS	415	470
Total offense plays	76	85
Average Gain Per Play	5.5	5.5
Fumbles: Number-Lost	0-0	2-1
Penalties: Number-Yards	7-70	9-85
PUNTS-YARDS	4-174	2-97
Average Yards Per Punt	43.5	48.5
Net Yards Per Punt	43.5	48.5
Inside 20	2	2
50+ Yards	0	0
Touchbacks	0	0
Fair catch	3	0
KICKOFFS-YARDS	6-331	6-367
Average Yards Per Kickoff	55.2	61.2
Net Yards Per Kickoff	36.2	38.0
Touchbacks	4	3
Fair Catch Yards	0	0
Punt returns: Number-Yards-TD	0-0-0	0-0-0
Average Per Return	0.0	0.0
Kickoff returns: Number-Yds-TD	3-64-0	1-14-0
Average Per Return	21.3	14.0
Interceptions: Number-Yds-TD	1-21-0	1-0-0
Fumble Returns: Number-Yds-TD	0-0-0	0-0-0
Miscellaneous Yards	0	0
Possession Time	34:10	25:50
1st Quarter	8:38	6:22
2nd Quarter	4:20	10:40
3rd Quarter	10:01	4:59
4th Quarter	11:11	3:49
Third-Down Conversions	5 of 14	7 of 16
Fourth-Down Conversions	2 of 3	3 of 5
Red-Zone Scores-Chances	5-5	3-3
Touchdowns	3-5	2-3
Field goals	2-5	1-3
Sacks By: Number-Yards	5-28	4-15
PAT Kicks	4-4	3-3
Field Goals	2-2	2-2
Points off turnovers	0	0

NOTABLE

• Troy extended its non-shutout streak to 99 games and 194 games against Non-Power Five teams; the last time Troy was shutout was a 66-0 loss at Georgia in 2014.

• Troy trailed 17-13 at the half; the Trojans improved to 5-31 since 2015 when trailing at the half.

• WKU entered the game with the nation's longest streak of scoring 30-plus points in 18 straight games; Troy held the Hilltoppers to 27 points in the game.

• Troy held WKU to 20.5 points below its season average in scoring.

• Troy scored on its final drive before halftime for the fourth time in five games this season; Brooks Buce's 33-yard field goal marked the THIRD time that Troy has scored on the final play of the first half.

• Tez Johnson's 7-yard touchdown pass in the third quarter to Gunnar Watson was Troy's first by a non-quarterback since a 35-yard touchdown pass by Luke Whittemore in 2018 against Coastal Carolina.

• Gunnar Watson's 7-yard touchdown reception in the third quarter was the first by a Troy quarterback since Omar Haugabook caught a 22-yard touchdown pass from current Troy wide receivers coach Gary Banks at North Texas in 200

• Carlton Martial finished with 12 tackles and now has 487 in his career, which is 59 shy of becoming the all-time FBS record holder with 546 (Northwestern's Tim McGarigle holds the record with 545). He currently ranks 10th all-time in NCAA FBS history.

• Jarret Doege came off the bench following an injury to starting QB Gunnar Watson in the fourth quarter and threw two touchdown passes. He completed 7-of-8 passes for 71 yards ... Doege transferred from WKU to Troy on Aug. 18, 2022.

STAT LEADERS

TROY							WESTERN KENTUCKY						
Rushing	No	Yds	TD	Lg	Avg		Rushing	No	Yds	TD	Lg	Avg	
Billingsley, DK	24	122	1	21	5.1		Robichaux, Kye	11	50	0	16	4.5	
Vidal, Kimani	6	26	0	10	4.3		Reed, Austin	10	10	0	12	1.0	
Passing	A	C	I	Yds	TD	Lng	Passing	A	C	I	Yds	TD	Lng
Watson, Gunnar	28	15	1	202	0	30	Reed, Austin	57	39	1	406	3	55
Doege, Jarret	8	7	0	71	2	18							
Receiving	No.	Yds	TD	Long			Receiving	No.	Yds	TD	Long		
Stoudemire, Deshon	7	93	0	29			Davis, Daewood	12	122	1	33		
Johnson, Tez	6	105	1	30			Mathison, Michael	9	160	1	55		
Barber, Jabre	3	23	1	16			Hall, Jaylen	4	35	0	13		
Johnson, Rajae'	2	33	0	20			Smith, Dalvin	4	28	0	13		
Vice, Michael	2	8	0	6			Corley, Malachi	4	23	0	9		

GAME 6

SOUTHERN MISS	0	7	3	0	10
TROY	3	7	7	10	27

OCT. 8 • TROY, ALA. • VETERANS MEMORIAL STADIUM • 26,017

	USM	TROY
FIRST DOWNS	13	18
Rushing	3	4
Passing	9	12
Penalty	1	2
NET YARDS RUSHING	48	101
Rushing Attempts	26	35
Average Per Rush	1.8	2.9
Rushing Touchdowns	0	2
Yards Gained Rushing	89	131
Yards Lost Rushing	41	30
NET YARDS PASSING	157	237
Completions-Attempts-Int	19-35-3	17-23-2
Average Per Attempt	4.5	10.3
Average Per Completion	8.3	13.9
Passing Touchdowns	1	1
TOTAL OFFENSE YARDS	205	338
Total offense plays	61	58
Average Gain Per Play	3.4	5.8
Fumbles: Number-Lost	1-1	0-0
Penalties: Number-Yards	8-85	4-35
PUNTS-YARDS	5-230	5-207
Average Yards Per Punt	46.0	41.4
Net Yards Per Punt	44.6	31.4
Inside 20	2	2
50+ Yards	2	1
Touchbacks	0	1
Fair catch	3	1
KICKOFFS-YARDS	3-192	6-383
Average Yards Per Kickoff	64.0	63.8
Net Yards Per Kickoff	50.0	40.0
Touchbacks	1	4
Fair Catch Yards	0	0
Punt returns: Number-Yards-TD	2-30-0	1-7-0
Average Per Return	15.0	7.0
Kickoff returns: Number-Yds-TD	2-43-0	2-17-0
Average Per Return	21.5	8.5
Interceptions: Number-Yds-TD	2-0-0	3-44-0
Fumble Returns: Number-Yds-TD	1-28-0	0-0-0
Miscellaneous Yards	0	0
Possession Time	25:12	34:48
1st Quarter	6:18	8:42
2nd Quarter	7:39	7:21
3rd Quarter	4:47	10:13
4th Quarter	6:28	8:32
Third-Down Conversions	6 of 13	5 of 12
Fourth-Down Conversions	1 of 1	0 of 0
Red-Zone Scores-Chances	2-3	3-4
Touchdowns	1-3	2-4
Field goals	1-3	1-4
Sacks By: Number-Yards	4-24	5-32
PAT Kicks	1-1	3-3
Field Goals	1-1	2-2
Points off turnovers	7	20

NOTABLE

• Troy's three interceptions mark the 17th time that the Trojans have intercepted three or more passes in a Sun Belt Conference game; last at Texas State in 2021.

• With five sacks against Southern Miss, Troy now has 17 sacks in its last three games. The Trojans had five sacks combined their first three games.

• Troy had eight tackles for loss in the game against Southern Miss and now have 29 tackles for loss in its last three games; Troy had just 15 TFLs in its first three games combined.

• Troy held Southern Miss to 1.8 yards per rush (26 carries, 48 yards), which is the lowest average by a Sun Belt opponent against the Trojans since Georgia State averaged 1.6 yards (33/52) in 2017.

• Troy has held four of its last five opponents to less than 100 yards rushing after limiting Southern Miss to 48 yards on 26 carries.

• Troy held Southern Miss to just 205 yards of total offense in the game, marking the Trojans' second opponent this season to not reach the 210-yard mark. Troy held Marshall to just 174 yards; Troy has held its two HOME Sun Belt opponents to just 189.5 yards.

• Tez Johnson's first reception of the game was the 100th of his career.

• Troy entered the weekend 20th nationally with 64.3 percent of its touchdowns coming from 10 yards out or more; Troy had 2-of-3 of its touchdowns cover 10-plus yards against Southern Miss.

• Troy's victory was its third straight; marking the first time since 2018 that the Trojans have won three straight games.

• Troy is now responsible for the first Sun Belt Conference loss in school history for both Marshall and Southern Miss.

STAT LEADERS

SOUTHERN MISS							TROY						
Rushing	No	Yds	TD	Lg	Avg		Rushing	No	Yds	TD	Lg	Avg	
Gore, Frank	15	67	0	13	4.5		Vidal, Kimani	17	79	1	29	4.6	
Richard, Dajon	1	3	0	3	3.0		Billingsley, DK	10	32	1	11	3.2	
Passing	A	C	I	Yds	TD	Lng	Passing	A	C	I	Yds	TD	Lng
Wilcke, Zach	35	19	3	157	1	16	Doege, Jarret	24	17	2	237	1	39
Receiving	No.	Yds	TD	Long			Receiving	No.	Yds	TD	Long		
Brownlee, Jason	12	105	1	16			Stoudemire, D.	5	82	0	39		
Dean, Janari	3	13	0	9			Johnson, Tez	4	80	1	30		
Jones, Latreal	2	21	0	11			Rogers, Marcus	2	29	0	23		
Jones, Demarcus	1	15	0	15			Barber, Jabre	2	20	0	12		
Cavallo	1	3	0	3			Vidal, Kimani	2	6	9	6		

GAME 7

TEXAS STATE	0	7	7	0	14
TROY	0	10	0	7	17

OCT. 15 • TROY, ALA. • VETERANS MEMORIAL STADIUM • 23,480

	TXST	TROY
FIRST DOWNS	13	17
Rushing	5	7
Passing	7	1
Penalty	1	0
NET YARDS RUSHING	92	107
Rushing Attempts	28	34
Average Per Rush	3.3	3.1
Rushing Touchdowns	1	0
Yards Gained Rushing	99	134
Yards Lost Rushing	7	27
NET YARDS PASSING	201	299
Completions-Attempts-Int	21-32-0	16-28-1
Average Per Attempt	6.3	10.7
Average Per Completion	9.6	18.7
Passing Touchdowns	1	2
TOTAL OFFENSE YARDS	293	406
Total offense plays	60	62
Average Gain Per Play	4.9	6.5
Fumbles: Number-Lost	1-0	0-0
Penalties: Number-Yards	2-18	3-39
PUNTS-YARDS	9-374	7-301
Average Yards Per Punt	41.6	43.0
Net Yards Per Punt	41.0	42.7
Inside 20	2	5
50+ Yards	1	1
Touchbacks	0	0
Fair catch	6	4
KICKOFFS-YARDS	3-161	4-259
Average Yards Per Kickoff	53.7	64.8
Net Yards Per Kickoff	45.0	41.0
Touchbacks	1	2
Fair Catch Yards	0	0
Punt returns: Number-Yards-TD	1-2-0	1-5-0
Average Per Return	2.0	5.0
Kickoff returns: Number-Yds-TD	2-45-0	1-1-0
Average Per Return	22.5	1.0
Interceptions: Number-Yds-TD	1-0-0	0-0-0
Fumble Returns: Number-Yds-TD	0-0-0	0-0-0
Miscellaneous Yards	0	0
Possession Time	30:26	29:34
1st Quarter	10:57	4:03
2nd Quarter	7:15	7:45
3rd Quarter	7:34	7:26
4th Quarter	4:40	10:20
Third-Down Conversions	5 of 15	3 of 12
Fourth-Down Conversions	0 of 1	0 of 0
Red-Zone Scores-Chances	1-1	1-1
Touchdowns	1-1	0-1
Field goals	0-1	1-1
Sacks By: Number-Yards	3-18	0-0
PAT Kicks	2-2	2-2
Field Goals	0-0	1-1
Points off turnovers	0	0

NOTABLE

- Troy led 10-7 at the half; Troy is 49-4 since 2015 when leading at the half. The Trojans have led at the half in all four of their home games in 2022.
- The win marked the second straight for the Trojans against Texas State when trailing entering the fourth quarter ... Troy trailed 28-24 after three quarters last and won 31-28.
- Troy improved to 12-1 all-time against Texas State and have won now 11 straight games in the series. Troy's 11 straight victories against Texas State are tied for the longest streaks in school history. Troy has defeated Alabama State 11 straight times (1992-2007) and had an 11-game winning streak against North Alabama from 1952-62.
- Tez Johnson's 74-yard touchdown reception was the longest touchdown play by the Trojans since a 75-yard touchdown pass from Sawyer Smith to Damien Willis against Louisiana (Nov. 3, 2018). The play was also the longest in both Johnson's and quarterback Gunnar Watson's career.
- Troy entered the weekend ranked 18th nationally with 64.7 percent of its touchdowns (11-of-17) covering 10-plus yards; Troy's touchdowns against Texas State were 74 yards and 23 yards.
- Troy has held five of its last six opponents to less than 100 yards rushing after limiting Texas State to 86 yards on 28 carries. Troy's five opponents under 100 yards rushing are tied for the fifth most in the program's FBS history.
- Troy held Southern Miss to 293 yards of total offense in the game, Troy has held its three HOME Sun Belt opponents to just 225.7 yards per game.
- Carlton Martial finished with 11 tackles and now has 505 in his career, which is 41 shy of becoming the all-time FBS record holder with 546 (Northwestern's Tim McGargile holds the record with 545).

STAT LEADERS

TEXAS STATE							TROY						
Rushing	No	Yds	TD	Lg	Avg		Rushing	No	Yds	TD	Lg	Avg	
Pare, Lincoln	18	67	1	12	3.7		Billingsley, DK	16	70	0	9	4.4	
Hill, Calvin	5	22	0	10	4.4		Vidal, Kimani	11	54	0	16	4.9	
Passing	A	C	I	Yds	TD	Lng	Passing	A	C	I	Yds	TD	Lng
Hatcher, Layne	32	21	0	207	1	64	Watson, Gunnar	22	12	1	240	1	74
							Doege, Jarret	6	4	0	59	1	23
Receiving	No.	Yds	TD	Long			Receiving	No.	Yds	TD	Long		
Hawkins, Ashtyn	6	42	0	14			Johnson, Tez	4	94	1	74		
Pare, Lincoln	3	71	1	64			Ross, Devonte	4	91	0	37		
Barbee, Marcell	3	25	0	10			Johnson, RaJae'	3	57	1	29		
Brown, Charles	3	11	0	4			Vidal, Kimani	2	16	0	12		
Lyons, Titus	2	25	0	24			Vice, Michael	1	24	0	24		

GAME 8

TROY	0	7	0	3	10
SOUTH ALABAMA	0	3	0	3	6

OCT. 20 • MOBILE, ALA. • HANCOCK WHITNEY STADIUM • 25,450

	TROY	USA
FIRST DOWNS	17	15
Rushing	8	2
Passing	7	13
Penalty	2	0
NET YARDS RUSHING	128	31
Rushing Attempts	41	21
Average Per Rush	3.1	1.5
Rushing Touchdowns	1	0
Yards Gained Rushing	159	52
Yards Lost Rushing	31	21
NET YARDS PASSING	138	215
Completions-Attempts-Int	14-19-1	29-41-1
Average Per Attempt	7.3	5.2
Average Per Completion	9.9	7.4
Passing Touchdowns	0	0
TOTAL OFFENSE YARDS	266	246
Total offense plays	60	62
Average Gain Per Play	4.4	4.0
Fumbles: Number-Lost	0-0	1-0
Penalties: Number-Yards	5-35	6-51
PUNTS-YARDS	6-257	7-291
Average Yards Per Punt	42.8	41.6
Net Yards Per Punt	42.2	41.6
Inside 20	4	2
50+ Yards	1	1
Touchbacks	0	0
Fair catch	0	4
KICKOFFS-YARDS	3-183	2-105
Average Yards Per Kickoff	61.0	52.5
Net Yards Per Kickoff	40.3	40.
Touchbacks	2	1
Fair Catch Yards	0	20
Punt returns: Number-Yards-TD	0-0-0	2-4-0
Average Per Return	0.0	2.0
Kickoff returns: Number-Yds-TD	0-0-0	1-12-0
Average Per Return	0.0	12.0
Interceptions: Number-Yds-TD	1-0-0	1-0-0
Fumble Returns: Number-Yds-TD	0-0-0	0-0-0
Miscellaneous Yards	0	0
Possession Time	33:24	26:36
1st Quarter	8:44	6:16
2nd Quarter	8:43	6:17
3rd Quarter	9:04	5:56
4th Quarter	6:53	8:07
Third-Down Conversions	1 of 12	4 of 13
Fourth-Down Conversions	2 of 2	1 of 1
Red-Zone Scores-Chances	1-2	1-1
Touchdowns	1-2	0-1
Field goals	0-2	1-1
Sacks By: Number-Yards	3-11	4-21
PAT Kicks	1-1	0-0
Field Goals	1-2	2-2
Points off turnovers	0	0

NOTABLE

- The Trojans have won five consecutive games against rival South Alabama. Troy is now 8-3 against the Jaguars all-time with its last loss coming in 2017 at The Vet. The Trojans have not lost in Mobile since 2014.
- Reddy Steward grabbed his first interception of the season and the third of his career in the second quarter. His last pick came against Coastal Carolina on October 28, 2021.
- Troy has held its opponents to seven points or less in the first half in four of its eight games to start the season.
- TJ Harris, T.J. Jackson, and Richard Jubinor recorded sacks in the first half. Harris netted five tackles, three solo marks, one sack, one tackle for loss, and a QB hurry in the first half alone.
- With is sixth tackle of the game, Carlton Martial moved into sole possession of fourth place all-time in career tackles by an FBS player and now sits with 513 tackles for his career. He trails Northwestern's Tim McGargile who holds the record with 545.
- With the win, Troy will make its ninth bowl appearance and the first since 2018 then the Trojans played in the Dollar General Bowl, a 42-32 win over Buffalo.
- DK Billingsley's second quarter touchdown marked the second time this season the Trojans opened the scoring via a rushing touchdown. The other instance was also a rushing score from Billingsley against App State.
- The six points allowed to South Alabama was the fewest Troy has allowed since the 2021 season-opener when they allowed three to Southern University on September 4. Troy won that game 55-3.

STAT LEADERS

TROY						SOUTH ALABAMA							
Rushing	No	Yds	TD	Lg	Avg	Rushing	No	Yds	TD	Lg	Avg		
Billingsley, DK	19	86	1	11	4.5	Wells, Omni	4	21	0	11	5.2		
Vidal, Kimani	17	64	0	16	3.8	Webb, La"damian	8	12	0	15	1.5		
Passing	A	C	I	Yds	TD	Lng	Passing	A	C	I	Yds	TD	Lng
Doege, Jarret	15	10	1	84	0	18	Bradley, Carter	40	29	1	215	0	21
Watson, Gunnar	4	4	0	54	0	36							
Receiving	No.	Yds	TD	Long			Receiving	No.	Yds	TD	Long		
Johnson, Tez	4	57	0	36			Voisin, Devin	9	93	0	21		
Johnson, Rajae'	4	56	0	18			Wayne, Jalen	9	68	0	16		
Billingsley, DK	2	7	0	5			Lacy, Caullin	7	50	0	15		
Ross, Devonte	2	4	0	2			Wells, Omni	2	2	0	2		

GAME 9

TROY	0	0	7	16	24
LOUISIANA	0	10	7	0	17

NOV. 5 • LAFAYETTE, LA. • CAJUN FIELD • 7,888

	TROY	LA
FIRST DOWNS	21	22
Rushing	11	16
Passing	8	5
Penalty	2	1
NET YARDS RUSHING	149	200
Rushing Attempts	36	44
Average Per Rush	4.1	4.5
Rushing Touchdowns	1	2
Yards Gained Rushing	172	215
Yards Lost Rushing	23	15
NET YARDS PASSING	228	163
Completions-Attempts-Int	21-35-1	13-29-0
Average Per Attempt	6.5	5.6
Average Per Completion	10.9	12.5
Passing Touchdowns	2	0
TOTAL OFFENSE YARDS	377	363
Total offense plays	71	73
Average Gain Per Play	5.3	5.0
Fumbles: Number-Lost	0-0	3-1
Penalties: Number-Yards	6-45	3-17
PUNTS-YARDS	6-209	5-221
Average Yards Per Punt	34.8	44.2
Net Yards Per Punt	31.3	44.2
Inside 20	1	1
50+ Yards	0	1
Touchbacks	0	0
Fair catch	0	3
KICKOFFS-YARDS	5-329	4-210
Average Yards Per Kickoff	65.8	52.5
Net Yards Per Kickoff	41.4	40.0
Touchbacks	4	2
Fair Catch Yards	0	41
Punt returns: Number-Yards-TD	0-0-0	4-21-0
Average Per Return	0.0	5.2
Kickoff returns: Number-Yds-TD	0-0-0	1-22-0
Average Per Return	0.0	22.0
Interceptions: Number-Yds-TD	0-0-0	1-0-0
Fumble Returns: Number-Yds-TD	0-0-0	0-3-0
Miscellaneous Yards	0	0
Possession Time	30:08	29:52
1st Quarter	9:00	6:00
2nd Quarter	3:59	11:01
3rd Quarter	8:36	6:24
4th Quarter	8:33	6:27
Third-Down Conversions	6 of 15	6 of 15
Fourth-Down Conversions	2 of 2	1 of 1
Red-Zone Scores-Chances	2-2	3-4
Touchdowns	1-2	2-4
Field goals	1-2	1-4
Sacks By: Number-Yards	2-8	3-18
PAT Kicks	2-3	2-2
Field Goals	1-1	1-3
Points off turnovers	0	3

NOTABLE

• Troy is now 89-54 all-time in Sun Belt Conference games; the Trojans entered the weekend with the most wins in Sun Belt Conference history despite joining the league three seasons after Louisiana, Arkansas State and ULM.

• Troy trailed 17-0 following a Louisiana touchdown with 8:36 to play in the game; the Trojans scored their first points of the game on the final play of the third quarter.

• Troy improved to 6-31 since 2015 when trailing at the half

• Troy won for just the 13th time in its DI history (2001) when allowing its opponent to rush for more than 200 yards in the game and the first time since Sept. 22, 2018, at ULM.

• Troy outscored Louisiana 23-7 in the second half; the Trojans entered the game with a +3.75 scoring margin in the second half after posting a -4.33 margin in 2021.

• Troy's 17-point comeback is its largest since also overcoming a 17-point advantage against UAB (31-14) in 2013. Troy won the game 34-31.

• Troy rushed for 154 yards in the game marking its sixth straight game topping the 100-yard mark after not doing so in the first three games of the season. It's the first time since 2018 when the Trojans rushed for more than 100 yards in the first 11 straight games of the season.

• Two of Troy's three touchdowns came from 10-plus yards; the Trojans entered the weekend ranked 14th nationally with 65 percent (13-of-20) of its touchdowns coming from 10 or more yards out.

• Troy held Louisiana to just 91 yards in the second half after the Cajuns racked up 224 yards in the first half. Additionally, Louisiana went 1-for-6 on third down in the second half after going 6-for-10 in the first half.

STAT LEADERS

TROY

Rushing	No	Yds	TD	Lg	Avg
Vidal, Kimani	21	112	1	22	5.3
Billingsley, DK	7	25	0	7	3.8
Johnson, Tez	2	18	0	11	9.0

Passing	A	C	I	Yds	TD	Lng
Watson, Gunnar	35	21	1	228	2	35

Receiving	No.	Yds	TD	Long
Johnson, Tez	8	81	0	25
Johnson, RaJae'	5	79	0	35
Vidal, Kimani	3	14	0	5
Vice, Michael	2	8	0	1
Lewis, Deyunkrea	1	35	1	35

LOUISIANA

Rushing	No	Yds	TD	Lg	Avg
Smith, Chris	18	97	0	28	5.4
Williams, Terrence	13	51	0	12	3.9
Wooldridge, Ben	9	39	2	16	4.3

Passing	A	C	I	Yds	TD	Lng
Wooldridge	29	13	0	112	0	17

Receiving	No.	Yds	TD	Long
Jefferson, Michael	6	50	0	17
Rogers, Errol	2	19	0	15
Johnson, Neal	2	13	0	7
LeBlanc, Peter	1	16	0	16
Williams, Terrence	1	12	0	12