



TROY FOOTBALL

2016 MEDIA GUIDE



ADDISON



McLENDON



HARRIS



WARE



McKELVIN



MASSAQUOI



TRAWICK



WORTHY



BURKS



THIS IS



FOOTBALL



THIS IS TROY FOOTBALL

Quick Facts.....	2
Bowl Tradition.....	3
Gameday.....	4-5
Trojans in the NFL.....	6-7
Trojans in the Super Bowl.....	8
Sun Belt Conference.....	9
Troy University.....	10-11
Athletic Facilities.....	12
Academics.....	13
Athletic Training.....	14
Strength & Conditioning.....	15
Media Coverage.....	16

GENERAL INFO

Media Info.....	18-19
Veterans Memorial Stadium.....	20-21
Numerical Roster.....	22-23
Alphabetical Roster.....	24-25
State Breakdown.....	26
Pronunciation Guide.....	26
Depth Chart.....	27
Radio Broadcast Team.....	28

COACHES & STAFF

Coaching Staff.....	30
Head Coach Neal Brown.....	31-33
Assistant Coach Kenny Edenfield.....	34
Assistant Coach Bam Hardmon.....	35
Assistant Coach Vic Koenning.....	36
Assistant Coach Jordan Lesley.....	37
Assistant Coach Matt Moore.....	38
Assistant Coach Al Pogue.....	39
Assistant Coach Sean Reagan.....	40
Assistant Coach Jon Sumrall.....	41
Assistant Coach Cornelius Williams.....	42
Football Staff.....	43
Support Staff.....	44-46
Chancellor Dr. Jack Hawkins, Jr.....	47
Director of Athletics Jeremy McClain.....	48

PLAYERS

Trojan Veterans.....	50-72
Trojans Newcomers.....	72-76
Career Stats.....	77-79
Career Game-by-Game Stats.....	80-90

2016 OPPONENTS

Austin Peay / Clemson.....	92
Southern Miss / New Mexico State.....	93
Idaho / Georgia State.....	94
South Alabama / UMass.....	95
Appalachian State / Arkansas State.....	96
Texas State / Georgia Southern.....	97
Road Venues.....	98-99
Road Headquarters.....	99
All-Time Against 2016 Opponents.....	100
Opponents / Sun Belt Composite Schedule.....	101
All-Time Against Conferences.....	102

2015 REVIEW

NC State.....	104
Charleston Southern.....	105
Wisconsin.....	106
South Alabama.....	107
Mississippi State.....	108
Idaho.....	109
New Mexico State.....	110
Appalachian State.....	111
ULM.....	112
Georgia Southern.....	113
Georgia State.....	114
UL Lafayette.....	115
2015 Overall Season Statistics.....	116-118
2015 Sun Belt Only Season Stats.....	119-121
2015 Superlatives.....	122
2015 Starters / Captains.....	123
2015 Game-By-Game Stats.....	124-126
Trojans in the NCAA Rankings.....	127
All-Sun Belt Teams.....	128

HISTORY

1968 NAIA National Champions.....	130
1984 NCAA Division II National Champions.....	131
1987 NCAA Division II National Champions.....	132
2004 Silicon Valley Bowl.....	133
2006 R+L Carriers New Orleans Bowl.....	134
2008 R+L Carriers New Orleans Bowl.....	135

2010 GMAC Bowl.....	136
2010 R+L Carriers New Orleans Bowl.....	137
All-Gulf South Conference.....	138-139
All-Southland Conference.....	140-141
All-FCS Independent.....	142
All-Sun Belt Conference.....	143-145
Sun Belt Conference Player of the Year.....	146
National Award Winners.....	147
Trojan All-Americans.....	148
Leodis McKelvin (Only FBS All-American).....	149
All-Time Letterwinners.....	150-158
Trojans in the NFL Draft.....	159
Trojans in the NFL.....	160
All-Time Results.....	161-169
All-Time Against Opponents.....	170-172
Trojans All-Time in the Postseason.....	172
Coach Year by Year Results.....	173
Timeline of Troy University Football.....	174-176
Troy University Football Glossary.....	177-179
All-Time Assistant Coaches.....	179

RECORDS

Individual Records.....	182-184
Miscellaneous Team Records.....	185
Team Records.....	185
Milestone Games.....	186-190
Game Records.....	191-192
Team Single-Season Records.....	193-196
Individual Single-Season Records.....	197-201
Career Records.....	201-209
Yearly Leaders.....	210-212

CREDITS

EXECUTIVE EDITOR / LAYOUT / DESIGN

Adam Prendergast

EDITORIAL ASSISTANCE

Matt Mays, Wes Johnson, Barry McKnight, Kylie Murphy, Kevin Glackmeyer, Taylor Blue, Grace Bolin

COMPILATION

Matt Mays, Wes Johnson, Kylie Murphy, Adam Prendergast and the past Media Relations contacts for Troy football

COVER DESIGN

Front Cover - Alexis Lewis; Inside Covers - Adam Prendergast; Back Cover - Russ Schaffer

Copyright, 2016, Troy University Department of Athletics

Assistant AD/Media Relations : Adam Prendergast

Football, Men's Golf, Women's Golf
Alma Mater: Auburn, '03
Office: 334-670-3832 Cell: 334-372-5555
E-Mail: adamp@troy.edu

Director: Wes Johnson

Soccer, Women's Basketball,
Women's Tennis, Outdoor Track & Field
Alma Mater: Troy, '15
Office: (334) 670-5655 Cell: 334-430-3271
E-Mail: jwjohnson@troy.edu

Graduate Assistant: Taylor Blue

Secondary Football, Volleyball, Baseball,
Indoor Track & Field
Alma Mater: Troy, '15
Office: 334-670-5654 Cell: 256-307-9255
E-Mail: rblue100238@troy.edu

Graduate Assistant: Grace Bolin

Secondary Football, Softball
Alma Mater: Auburn, '16
Office: 334-670-3229 Cell: 251-214-5446
E-Mail: gbolin@troy.edu

Graduate Assistant: Russ Schaffer

Men's Basketball, Men's Tennis, Cross Country
Alma Mater: Florida, '16
Office: 334-670-3229 Cell: 251-214-5446
E-Mail: gbolin@troy.edu

Football Credential Requests:

TroyTrojans.com/Credentials

GENERAL INFORMATION

Location:..... Troy, Alabama
Founded:.....1887
Enrollment:.....20,000
Chancellor:..... Dr. Jack Hawkins, Jr.
FAR:.....Dr. Fred Green
Athletics Director:.....Jeremy McClain
Conference:.....Sun Belt
Nickname:.....Trojans
Colors:..... Cardinal (202), Silver (877) and Black
Stadium (Capacity):.....Veterans Memorial (30,000)

FOOTBALL HISTORY

First Season:.....1909
All-Time Record:.....508-396-28
Overall Postseason Record:.....16-11
Bowl Record:.....2-3
Last Bowl Appearance:.....
.....2010 R+L Carriers New Orleans Bowl (Troy 48, Ohio 21)
Regular-Season Conference Titles:.....20

2015 REVIEW

2015 Overall Record:.....4-8
2015 Sun Belt Record (Finish):.....3-5 (T-5th)
2015 Postseason:.....N/A

2016 PREVIEW

Lettermen Returning/Lost:.....45/25
Offense.....21/12
Defense.....20/12
Special Teams.....4/1
Starters Returning/Lost:.....21/10
Offense.....8/5
Defense.....8/4
Special Teams.....4/1

FOOTBALL STAFF

Head Coach:.....Neal Brown (UMass, '02)
Record at Troy (1st Year):.....4-8
Career Record (1st Year):.....4-8
Co-OC / Inside Receivers:.....Kenny Edenfield (Troy, '89)
Co-OC / Offensive Line:.....Matt Moore (Valdosta State, '95)
Def. Coord. / Safeties:.....Vic Koenning (Kansas State, '83)
Defensive Tackles:.....Jordan Lesley (Troy, '05)
Defensive Line:.....Bam Hardmon (Florida, '03)
Cornerbacks:.....Al Pogue (Alabama State, '98)
Quarterbacks:.....Sean Reagan (North Georgia, '08)
Asst. HC / Linebackers/ST:.....Jon Sumrall (Kentucky, '04)
Wide Receivers:.....Cornelius Williams (Troy, '10)
Strength:.....Rafael Horton (Fort Valley State, '08)
DFO / High School Relations:.....Todd Watson (Mobile, '93)
Director of Player Personnel:.....Brian Bennett (Louisville, '01)
Director of Player Development:.....Jamaal Smith (Troy, '07)
Asst. Dir. of Operations.....Trey Dunbar (Alabama, '10)

TROY UNIVERSITY

DEPARTMENT OF ATHLETICS

Mailing & Overnight Address:
5000 Veterans Stadium Drive
Troy, AL 36082
334-670-3482

TROY UNIVERSITY MISSION STATEMENT

Troy University is a public institution comprised of a network of campuses throughout Alabama and worldwide. International in scope, Troy University provides a variety of educational programs at the undergraduate and graduate levels for a diverse student body in traditional, nontraditional and emerging electronic formats. Academic programs are supported by a variety of student services which promote the welfare of the individual student. Troy University's dedicated faculty and staff promote discovery and exploration of knowledge and its application to life-long success through effective teaching, service, creative partnerships, scholarship and research.

TROY ATHLETICS MISSION STATEMENT

The Troy University Athletics Department is an integral part of the University. Its mission is to assure a balance between the desire to win and the desire to facilitate positive growth of student-athletes. The Athletics Department will strive to graduate student-athletes who will make significant contributions to society, view their experience in athletics as rewarding, and who will be proud alumni and advocates of the University



TROJAN BOWL GAMES

*Bowl wins highlighted



SILICON VALLEY FOOTBALL CLASSIC

San Jose, Calif. - December 30, 2004

Northern Illinois 34, Troy 21



R+L CARRIERS NEW ORLEANS BOWL

New Orleans, La. - December 22, 2006

Troy 41, Rice 17



R+L CARRIERS NEW ORLEANS BOWL

New Orleans, La. - December 21, 2008

Southern Miss 30, Troy 27 (OT)



GMAC BOWL

Mobile, Ala. - January 6, 2010

(25) Central Michigan 44, Troy 41 (2OT)




R+L CARRIERS NEW ORLEANS BOWL

New Orleans, La. - December 18, 2010

Troy 48, Ohio 21

BOWL TRADITION



GAMEDAY







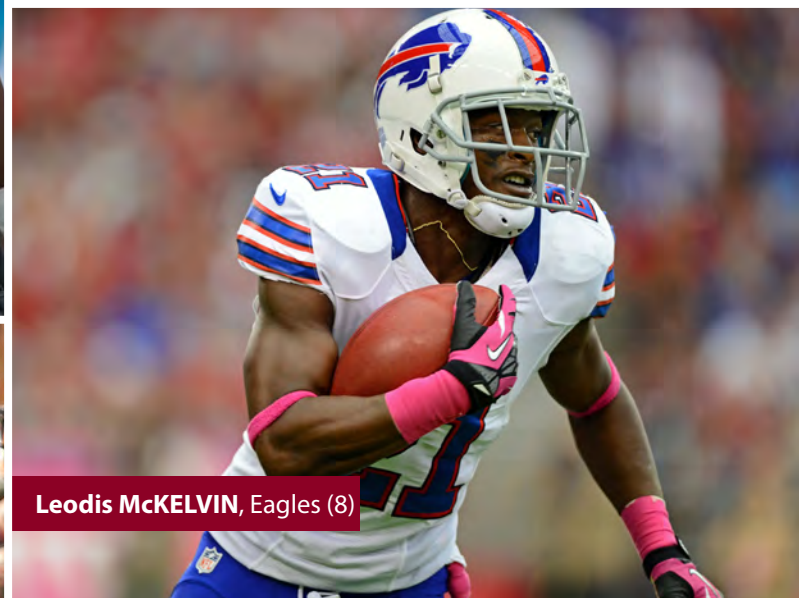
Mario ADDISON, Panthers (5)



Sherrod MARTIN, Free Agent (7)



Steve McLENDON, Jets (7)



Leodis McKELVIN, Eagles (8)



DuJuan HARRIS, 49ers (5)



Brandon BURKS, Packers (R)



Jonathan MASSAQUOI, Chiefs (4)



Chandler WORTHY, Texans (1)



Brynden TRAWICK, Raiders (3)



DeMarcus WARE, Broncos (11)

PLAYERS DRAFTED SINCE JOINING THE SUN BELT


*First round selections highlighted



DeMARCUS WARE ('05)

First Round - Dallas Cowboys

Highest draft pick in Sun Belt history



BRANNON CONDREN ('07)

Fourth Round - Indianapolis Colts



LEODIS MCKELVIN ('08)

First Round - Buffalo Bills

Highest draft pick in Sun Belt history



SHERROD MARTIN ('09)

Second Round - Carolina Panthers




CAMERON SHEFFIELD ('10)

Fifth Round - Kansas City Chiefs



JORRICK CALVIN ('10)

Sixth Round - Arizona Cardinals



LEVI BROWN ('10)

Seventh Round - Buffalo Bills



JERREL JERNIGAN ('11)

Third Round - New York Giants



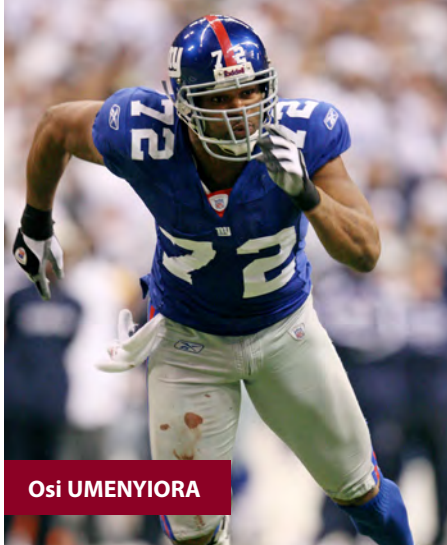
JONATHAN MASSAQUOI ('12)

Fifth Round - Atlanta Falcons

TROJANS IN THE NFL



Kerry JENKINS



Osi UMENYIORA



Lawrence TYNES



DeMarcus WARE



Jerrel JERNIGAN



Virgil SEAY

TROJANS IN SUPER BOWLS

*Super Bowl winners highlighted



SUPER BOWL XVII ('83)

Pasadena, Calif. - Redskins 27, Dolphins 17

Virgil Seay (WR) - Washington Redskins



SUPER BOWL XVIII ('84)

Tampa, Fla. - Raiders 38, Redskins 9

Virgil Seay (WR) - Washington Redskins



SUPER BOWL XXII ('88)

San Diego, Calif. - Redskins 42, Broncos 10

Jack Peavey (C) - Denver Broncos



SUPER BOWL XXXVII ('03)

San Diego, Calif. - Buccaneers 48, Raiders 21

Kerry Jenkins (G) - Tampa Bay Buccaneers



SUPER BOWL XLII ('08)

Glendale, Ariz. - Giants 17, Patriots 14

Osi Umenyiora (DE) - New York Giants
Lawrence Tynes (K) - New York Giants



SUPER BOWL XLV ('11)

Arlington, Texas - Packers 31, Steelers 25

Steve McLendon (NT) - Pittsburgh Steelers



SUPER BOWL XLVI ('12)

Indianapolis, Ind. - Giants 21, Patriots 17

Osi Umenyiora (DE) - New York Giants
Lawrence Tynes (K) - New York Giants
Jerrel Jernigan (WR) - New York Giants



SUPER BOWL 50 ('16)

Santa Clara, Calif. - Broncos 24, Panthers 10


DeMarcus Ware (LB) - Denver Broncos
Mario Addison (DE) - Carolina Panthers

TROJANS IN THE SUPER BOWL



Founded in 1976, the Sun Belt Conference quickly rose to the greatest heights of collegiate athletics and the league continues to find itself at the pinnacle of competition as a member of the 10-league alliance of the College Football Playoff. Today, the conference features 11 all-sports member and two football only members (Idaho, New Mexico State).

The Sun Belt signed a multi-year agreement with ESPN, Inc., in 2012 that results in unprecedented national coverage for the league. Just a year later in 2013, a record seven of eight Sun Belt football teams finished the season bowl eligible.



SUN BELT CONFERENCE



One of the best universities in the Southeast (Princeton Review)

Top 30 public universities in the South / Best regional university (U.S. News and World Report)

One of the best colleges for veterans (Military Times)

One of the best colleges to work for (Chronicle of Higher Education)

Best Criminal Justice Masters Programs (Masters Degree Online)

110 undergraduate majors and minors, 22 master's degree programs and one doctoral program, as well as ROTC programs and research opportunities

\$15.6 million residence hall opened Aug. 2015

\$12 million dining hall opened Fall 2011

Total enrollment of 20,000 students



TROY UNIVERSITY



TROJAN DINING

AROUND CAMPUS





VETERANS MEMORIAL STADIUM (2015)

Veterans Memorial Stadium is one of the premier venues in the Sun Belt Conference and among the Group of 5 schools

New North End Zone Facility featuring coaches offices, meeting rooms, locker room, weight room, equipment room

1,250 square-foot HD video board and two 100-yard ribbon boards installed prior to the 2014 season

New playing surface installed prior to the 2012 season

209-91-3 all-time record at home and 101-25-1 since 1991



TROY SOFTBALL COMPLEX (2014)



LUNSFORD TENNIS COMPLEX (2016)



TROJAN ARENA (2012)



TROY TRACK/SOCCER COMPLEX (2014)

FACILITIES

Troy has a reputation as the home to some of the best facilities in the Sun Belt. In fact, all have been newly opened or undergone major renovations since 2001.



TROJAN OAKS (2015)




RIDDLE-PACE FIELD (2015)





ATHLETIC TRAINING





STRENGTH & CONDITIONING





TELEVISION

- 66 of the last 70 football games have been broadcast live to a national/regional audience
- Troy is covered on a daily basis by four local TV stations (two in Dothan & two in Montgomery) in addition to the on-campus TV station

ONLINE/RADIO

- Every football game is broadcast live on a 16 station radio network that includes Alabama, Florida and Georgia.
- All Troy radio broadcasts are also available for free online at TroyTrojans.com



MEDIA COVERAGE





GENERAL INFO



Media Info	18-19
Veterans Memorial Stadium	20-21
Numerical Roster	22-23
Alphabetical Roster	24-25
Roster by State	26
Post-Spring Depth Chart	27
Radio Team	28



GENERAL INFORMATION

The 2016 Troy University Football Media Almanac is designed to aid members of the media in the coverage of Trojan football, as well as serve as a tool to learn more about the University and the staff associated with the football program.

The staff of the Troy Athletics Media Relations office is eager to assist members of the media with all of their needs during the course of the season. Please feel free to contact our office at 334-670-3832 for information regarding credentials, team and player information, interviews, statistics, travel plans, photography, video highlights, press conferences and satellite feeds.

The Troy Athletics Media Relations office has certain policies and procedures that we ask you to abide by while covering the Trojans. These are for the benefit of your needs and those of Troy's student-athletes and coaches. We ask that you please respect these requests in order to create a good working atmosphere for all parties involved.

MEDIA RELATIONS OFFICE

The Troy Athletics Media Relations office is located on the fifth floor of the Hawkins Stadium Tower in Veterans Memorial Stadium. Enter through the building's front entrance and take the elevators to the fifth floor. The Media Relations staff offices are located down the hall to the right after exiting the elevators.

CREDENTIAL REQUESTS

The Troy Athletics Media Relations office will issue credentials to WORKING press only for games played at Veterans Memorial Stadium. Passes for spouses, children or friends will not be issued. The credentials are non-transferable. Any unauthorized use of a credential will result in the pass being revoked immediately.

Press passes will be distributed to those working in the press box. A press sideline pass will be issued to working media needing sideline access.

Credential requests must be made online at TroyTrojans.com/credentials; no credentials will be mailed via USPS within 10 days of the game.

Working members of the media who plan to cover the Trojans on the road are encouraged to make credential requests through the Troy University Athletics Media Relations office at least 10 days in advance of the scheduled contest.

WEBSITES AND NEW MEDIA

Web-based media sponsoring message boards or chat rooms that allow posting of anonymous information or rumors are ineligible for credentials or access to Troy media functions.

Websites sponsored by Rivals, Scout or 247Sports that produce original content on a consistent basis may be granted credentials.

If a news-gathering medium has an online site that sponsors anonymous forums, they may continue to request credentials under their traditional medium (newspaper, magazine, radio or television), but will not be granted additional passes or access for online staff.

Any online service that places emphasis on the recruitment of potential student-athletes will not qualify for credentials.

Credentials will not be granted to any online agency operating sites that are in any way affiliated with gambling, or to "freelance" or "fan-based" sites that are not affiliated with a legitimate news gathering organization.

Live, real-time updates of Troy home games are the property of Troy University and unauthorized transmission of such is not permitted.

MEDIA WILL CALL

Credentials for all Troy home games will be mailed or distributed at the weekly press conferences in most cases. Any unclaimed credentials will be available in the Troy Athletics Media Relations office until noon on the Friday prior to the game, and at the Media Will Call table inside the entrance of Veterans Memorial Stadium on gameday.

MEDIA ACCESS

All media members are asked to enter through the north entrance (scoreboard side) of the press box, then take the service elevator to the fifth floor press area. Radio, print and TV media are located on the fifth floor, with film and television crews positioned on the fourth-floor film deck.

JUST TROY, THANK YOU!

AP, NCAA, ABC, CBS, NBC, ESPN, AFCA and Troy Athletics

Though the Troy Department of Intercollegiate Athletics is a proud and integral part of Troy University, it desires to be recognized simply as Troy Athletics. Ditto regarding references to its sports teams: Troy football, Troy baseball, Troy golf, etc.

In all sports-related media references, we respectfully urge that the University's teams be identified with an appropriate appellation - Troy. In subsequent references of the same presentation the team may be referred to by its nickname - Trojans.

MEDIA PARKING

Due to construction on the North End Zone Project, parking for the media will be available in various lots around campus. Shuttle services will be available at select times in select lots to assist in transportation to the stadium.

Please notify the Troy Athletics Media Relations staff when requesting credentials if a parking pass will be required.

MID-WEEK INTERVIEWS

Interviews of Troy's coaches and student-athletes are encouraged and every effort will be made to accommodate media requests. All interviews should be coordinated through the Athletics Media Relations Office.

Players and coaches are available together each Monday during the season at a weekly press conference. Lunch will be served at 11:30 on the fifth floor of the Hawkins Stadium Tower, followed by the press conference at 12 p.m.

Players are GENERALLY available immediately following practice during the season. Phone interviews are also available at night, but student-athlete phone numbers will not be made available under any circumstances.

Mid-week interviews are allowed from Monday until the conclusion of practice on Wednesday. After that time, players are off-limits until after that week's game.

Head coach Neal Brown is generally accessible to members of the media. All interview requests should be made through the Athletics Media Relations office.

POST-GAME INTERVIEWS

Following a 10-minute "cooling-off" period, a post-game press conference featuring Troy's coaches and players will take place in the Rane Auditorium at Davis Field House. The Troy Athletics Media Relations staff will poll the media prior to the end of the game to determine the players who will be invited to the press conference.

Troy's locker room is off limits to media at all times.

The visiting coach and players will be made available outside the visiting team's locker room behind Davis Field House. The visiting team sports information director should be consulted for that school's postgame policies.

DAILY PRACTICES

The Troy Athletics Media Relations office staff encourages coverage of Trojan football not to be limited to gameday. As a general rule, all practices are open to the media and public. There may be instances, however, when all or part of a practice session is closed. Please contact the Athletics Media Relations office in advance if you plan on attending a practice session as an escort can be made available.

MONDAY PRESS LUNCHEON

Each week during the season, Troy head coach Neal Brown will hold a press conference on the fifth floor of the Hawkins Stadium Tower beginning at 12 p.m.

The session will include lunch and a question-and-answer session with Coach Brown, members of the coaching staff and select Troy student-athletes. Assistant coaches will also be made available following lunch.

A transcript (Brown only) and video of the press conference will be made available on the Troy athletics website by late Monday afternoon.

WEEKLY RELEASE

The weekly release, or "game notes" regarding Troy football is made available at Monday's press conference. A copy of the notes will be placed on TroyTrojans.com each Monday.

The release, which will be posted on the website in a portable document format (.pdf), will include notes, statistics and other pertinent information about that week's opponent and contest.

PRESS BOX PHONE

The press box phone number is 334-670-3229. Keep in mind that during games, the phone may be tied up for periods at a time.

E-MAIL SERVICE

Media outlets may request to be included on the e-mail list to receive daily news regarding Troy football. To be added to the list, contact the Athletics Media Relations office and provide addresses to be included.

WIRELESS INTERNET

Wireless internet is available inside the Veterans Memorial Stadium Press Box free of charge. Please see a media relations representative for a user name and password. Also, please make sure your computer is up to date on anti-virus software, otherwise you will be unable to log in to the internet. If you do not have administrator access on your computer (password to install software) contact the Troy Athletics Media Relations office before arriving on game day.

VISITING RADIO

All visiting radio crews MUST request credentials through their school's media relations director. The primary visiting radio line is 334-670-3687, although two lines will be available in the visiting radio booth along with high-speed internet access and an ISDN broadcast line.

PHOTOGRAPHERS

Only photographers shooting for accredited media outlets or for Troy University will be issued photo passes, and allowed on the sidelines. Photographers are allowed to shoot behind the end zone and on the sidelines, but are not permitted in the team areas between the 25-yard lines.

Spaces have been reserved for working photographers to edit and transmit via high-speed internet connections on the fifth floor. Standard phone connections are also available. The photo work area is located along the back wall of the main entry area of the press box.

GAMEDAY SERVICES

The Troy Athletics Media Relations staff will be on hand to assist all media members covering Trojan football. All customary gameday services will be made available. A pregame meal will be provided for working media members beginning one hour prior to kickoff. Refreshments will be made available at halftime.

A limited number of "courtesy" telephones will be available in the press box for media filing stories after the game. Media requiring private lines should call the Troy Athletics Media Relations office prior to Wednesday of game week to secure a private line. The cost is \$75 per line. All "courtesy" phone calls must be local, toll-free, collect or by calling card. A fax machine will also be accessible.

The press box is equipped with multiple ethernet lines for connection to the internet, as well as wireless internet access. Contact a member of the Media Relations staff if you have problems with either service.

PROFESSIONAL SCOUTS

Professional scouts will be issued credentials and seating in the press box as space allows. Scouts are asked to submit requests online at TroyTrojans.com/credentials. If seating is unavailable in the press box, scouts will be issued tickets for seating in the stadium.

SATELLITE TRUCKS

Any outlet using a satellite truck must request space in advance and arrive at the stadium at least two hours prior to kickoff.

SUN BELT CONFERENCE CALL

For the 15th year, the Sun Belt Conference will hold a weekly media teleconference call featuring each of the league's head coaches. Media wishing to participate in the teleconference should contact the Troy Athletic Media Relations office for details. All times for the teleconference are Central.

SUNBELTSports.org

SunBeltSports.org is the official website of the Sun Belt Conference. Access and download weekly game notes, statistics, media guides and more for the conference and each of its member schools throughout the season.

For more information, please contact the Sun Belt Conference Office or see a member of the Troy University Media Relations staff on game day.

COLLEGEPRESSBOX.COM

collegepressbox.com is the official media website for Division I football. Access and download weekly game notes, quotes, statistics, media guides, headshots, logos and more for each conference and its member schools. Login information will be distributed to accredited media or you can apply for a password by sending an e-mail to password@collegepressbox.com.



DIRECTIONS TO VETERANS MEMORIAL STADIUM

From Birmingham: Take I-65 south to Montgomery. Follow to I-85 interchange (Exit 173). Follow I-85 to Taylor Road (Exit 9). Turn right on Taylor Road and follow until it dead ends into Troy Highway (231). Turn left on US 231 and follow into Troy until you get to George Wallace (marquee sign). Turn left and stadium is on the left.

From Dothan: Take US 231 North towards Troy/Montgomery. Continue until reaching Troy. Turn right on George Wallace (marquee sign) and stadium will be on left.

From Atlanta: Take I-85 South toward Montgomery. Follow I-85 to Taylor Road (Exit 9). Turn left on Taylor Road and follow until it dead ends into Troy Highway (231). Turn left on US 231 and follow into Troy until you get to George Wallace (marquee sign). Turn left and stadium is on the left.

PRINT

ANDALUSIA STAR-NEWS

andalusiastarnews.com

Phone.....334-222-8887

Josh Dutton, Sports Editor

BIRMINGHAM NEWS

al.com

Phone.....205-325-2431

Josh Bean, Sports Director

jbean@al.com

COLUMBUS LEDGER

ledger-enquirer.com

Phone.....706-571-8500

Kevin Price, Sports Editor

kprice@ledger-enquirer.com

DOTHAN EAGLE

dothaneagle.com

Phone.....(334) 792-3141

Jeremy Wise, Beat Writer

jwise@dothaneagle.com

ENTERPRISE LEDGER

eprisenow.com

Phone.....(334) 347-9533

Kyle Mooty, Editor

news@eprisenow.com

MOBILE PRESS REGISTER

al.com

Phone.....(251) 433-1551

MONTGOMERY ADVERTISER

montgomeryadvertiser.com

Phone.....(334) 261-1522

Stacy Long, Beat Writer

astacy70@aol.com

THE SOUTHEAST SUN

southeastsun.com

Phone.....(334) 393-2969

Casey Strickland, Sports Editor

slkrt@southeasternsun.com

TROPOLITAN

Phone.....(334) 670-3327

TROY MESSENGER

troymessenger.com

Phone.....(334) 566-4270

Mike Hensley, Beat Writer

Mike.Hensley@TroyMessenger.com

TELEVISION

WAKA-TV 8

waka.com

Phone.....(800) 467-0425

Vince Lennon, Sports Director

vlennon@waka.com

WDHN-TV 18

wdhn.com

Phone.....(334) 793-1882

Clay Yeager, Sports Director

cyeager@wdhn.com

WSFA-TV 12

wsfa.com

Phone.....(334) 613-8298

Stephen Gunter, Sports Director

sgunter@wsfa.com

WTVY-TV 4

wtvynews4.com

Phone.....(334) 712-7450

Tony Cornish, Jr., Sports Director

tony@wtvy.com

WEAR-TV 3

weartv.com

Phone.....(850) 456-3333

Dan Shugart, Sports Director

dshugart@weartv.com

TROJANVISION

wtu.troy.edu

Phone.....(334) 670-3288

Kyle Bozeman, Station Manager

TrojanVision@troy.edu



The Troy University football program unveiled a newly renovated, \$18 million Veterans Memorial Stadium as the final piece of its Division I-A move in Fall 2003. The project, which took more than a year to complete, increased the facility's seating capacity to 30,000, an increase of more than 12,000 seats.

Construction began on the project in July 2002 and was completed in time for the Trojans' 2003 home opener against Southeastern Louisiana on September 20.

The stadium has seen tremendous growth and change during its 64-year existence. It was built for a mere \$65,000 as Memorial Stadium in 1950 and seated just 5,000 spectators. Several renovations followed, including in 1998, when the facility moved from a 12,000-seat capacity to 17,500.

Construction began in July 2002 to expand the capacity to 30,000, with the largest part of the project being a new six-story press box structure that houses 27 sky boxes, a state-of-the-art media hosting facility, a unique Trojan Stadium Club area that houses more than 1,000 guests and floors dedicated to sports medicine, academics, as well as strength and conditioning.

As part of the construction, the Jesse H. Colley Track, which was housed at the stadium, was relocated - making the stadium a football-only venue. Also gone is the prescription athletic turf, replaced by "AstroPlay", an artificial surface that closely resembles grass in feel and appearance. Troy became one of the first schools in the Deep South to install the turf.

A large-screen, end zone replay board was also installed, along with a state-of-the-art sound system.

The strength and conditioning and the sports medicine area was completed and opened in Fall 2004, completing the makeover for the stadium.

In the spring of 2011, the playing surface at Veterans Memorial Stadium was named in honor of the Troy head coach Larry Blakeney for his dedication and success with the program; making the official name now - Larry Blakeney Field at Veterans Memorial Stadium.

Veterans Memorial Stadium received a new playing surface prior to the 2012 season and a major audio and visual enhancement prior to the 2014 season. ProGrass, which is the same surface on Troy's baseball field, was installed as the new field turf.

A 1,250 square-foot high-definition video board was installed in the Southeast corner of Veterans Memorial Stadium in the summer of 2014. Additionally, ribbon boards that spanned goal line to goal line on each side of the stadium were installed. The final piece of the upgraded included the addition of a state-of-the-art custom audio system.

The most recent upgrade came to the football offices in the Tine Davis Fieldhouse. The entire football side of the building received a face lift and a new floor plan to better accommodate the players and coaches.

STADIUM FACTS

Capacity	30,000
Surface	ProGrass
Location	Troy, Alabama
First Game	1950
Opponent	SE Louisiana (L, 7-18)
All-Time Home Record	209-91-3
Brown's Home Record	2-3
Most Points Scored	76 vs. Concord (1968)



TOP CROWDS

YEAR	OPPONENT	ATT
2012	Mississippi State	29,013
2004	Missouri	26,574
2006	Alabama State	26,265
2003	Marshall	26,000
2012	Navy	24,321
2007	Oklahoma State	24,102
2007	North Texas	23,887
2013	South Alabama	23,024
2015	South Alabama	22,873
2005	UAB	22,299
2010	UL Lafayette	22,283
2008	Alcorn State	22,105
2013	UAB	21,398
2014	Duke	21,331
2009	UAB	21,182
2005	Florida Atlantic	21,053
2012	Arkansas State	20,614
2004	Florida Atlantic	20,515
2010	FIU	20,243
2004	Idaho	20,151

ATTENDANCE (DIVISION I)

YEAR	G	ATT	AVG	REC
1950-92				114-66-2
1993	7	52,800	7,543	6-0-1
1994	4	51,010	12,753	4-0
1995	6	57,821	9,637	5-1
1996	7	72,000	10,286	7-0
1997	6	52,167	8,695	4-2
1998	5	84,955	16,991	4-1
1999	6	96,439	16,073	6-0
2000	5	75,275	15,055	4-1
2001	5	84,830	16,966	5-0
2002	4	53,612	13,403	3-1
2003	4	83,364	21,091	4-0
2004	5	106,140	21,228	5-0
2005	5	97,125	19,425	3-2
2006	5	104,050	20,810	4-1
2007	5	102,395	20,479	4-1
2008	5	96,155	19,231	5-0
2009	5	92,065	18,413	5-0
2010	5	94,735	18,947	4-1
2011	5	89,492	17,898	3-2
2012	6	125,709	20,952	2-4
2013	5	94,529	18,906	4-1
2014	6	100,602	16,767	2-4
2015	5	96,993	19,399	2-3
TOTAL	121	1,964,269	16,234	209-91-3

Attendance records prior to 1993 are incomplete so only Troy's Division I (FCS & FBS) attendance numbers are listed

No.	Name	Pos.	No.	Name	Pos.	Ht.	Wt.	Yr.	Exp.	Hometown/Last School
33	Josh Anderson	RB	2	John Johnson	WR	5-11	189	Jr.	2L	Troy, Ala. / Charles Henderson HS
32	Marcus Anderson	RB	3	Kris Weatherspoon	S	6-2	210	Jr.	TR	Natchez, Miss. / Hinds CC
40	Antione Barker	DE	3	Sawyer Smith	QB	6-3	200	Fr.	HS	Cantonment, Fla. / Tate HS
18	Kaleb Barker	QB	4	Kamryn Melton	CB	5-10	185	Jr.	TR	Dothan, Ala. / Auburn
25	Marquell Beckwith	RB	5	Sam Lebbie	BAN	6-3	251	Jr.	2L	Washington D.C. / DeMatha Catholic HS
	TJ Bell	WR	6	Jawon McDowell	CB	6-0	177	R-Fr.	1L	Mobile, Ala. / UMS-Wright Prep HS
62	Johnathan Boring	OL	7	Rashad Dillard	DE	6-1	261	Sr.	2L	Greer, S.C. / Coffeyville CC
65	Dylan Bradshaw	OL	7	Hiram Velez	WR	5-8	187	Jr.	TR	Adairsville, Ga. / Scottsdale CC
70	Zach Branner	OL	8	Emanuel Thompson	WR	6-1	193	Jr.	2L	Clayton, Ala. / Barbour County HS
50	Zo Bridges	LB	9	Jalen Harris	CB	6-0	182	Jr.	2L	Dothan, Ala. / Northview HS
83	Blace Brown	CB	9	Jabir Frye	RB	5-7	166	Fr.	HS	Pensacola, Fla. / Escambia HS
96	Jarvis Bryant	DT	10	Richard Hallman	WR	6-2	201	R-Fr.	RS	Powder Springs, Ga. / Hillgrove HS
21	Demetrius Cain	LB	10	Tyquae Russell	SPR	6-1	200	Jr.	TR	Oklahoma City, Okla. / Northeastern Okla. A&M
	Ethan Calhoun	TE	11	Uvakeious McGhee	DE	6-4	239	R-Fr.	RS	Montgomery, Ala. / Jeff Davis HS
94	Seth Calloway	DT	11	Tevaris McCormick	WR	5-10	180	Jr.	TR	Biloxi, Miss. / Mississippi Gulf Coast CC
38	Jordan Chunn	RB	12	Brandon Silvers	QB	6-3	214	Jr.	2L	Orange Beach, Ala. / Gulf Shores HS
	Owen Cole	RB	12	Melvin Tyus	S	5-10	204	R-Fr.	RS	Montgomery, Ala. / Carver HS
89	Cason Cook	TE	13	Justin Lucas	LB	5-10	227	Sr.	1L	Aberdeen, Miss. / East Mississippi CC
41	Terrance Corbett	BAN	14	Nyck Young	WR	6-1	200	Sr.	2L	Homewood, Ala. / Victor Valley CC
54	Tristan Crowder	OL	15	Andre Flakes	RB	5-8	185	Jr.	2L	Milton, Fla. / Milton HS
57	Deontae Crumitie	OL	16	Ismail Saleem	WR	5-8	165	So.	1L	Montgomery, Ala. / Carver HS
	Jeb Davis	TE	17	Sam Letton	WR	6-2	215	Fr.	HS	Marietta, Ga. / Walton HS
81	Hobie Desanges	WR	18	Kaleb Barker	QB	6-1	200	Fr.	HS	Decatur, Ala. / Priceville HS
7	Rashad Dillard	DE	19	Adarius Wesley	WR	6-0	196	Fr.	HS	Montgomery, Ala. / Jeff Davis HS
80	Deondre Douglas	WR	20	Terris Lewis	BAN	6-2	229	Sr.	3L	Linden, Ala. / Linden HS
59	Jay Dye	OL	21	Demetrius Cain	LB	6-1	215	Sr.	1L	Hazlehurst, Miss. / East Mississippi CC
66	Taylor Edwards	OL	22	Jalen Rountree	CB	5-11	171	Sr.	1L	Warner Robins, Ga. / Coffeyville CC
77	Xavier Fields	OL	23	William Lloyd	LB	6-0	214	Sr.	1L	Rosedale, Miss. / East Mississippi CC
15	Andre Flakes	RB	24	Cedarius Rookard	S	6-1	206	So.	1L	Spartanburg, S.C. / Spartanburg HS
29	Tron Folsom	LB	25	Josh Marshall	SPR	5-11	183	Sr.	1L	Lawrenceville, Ga. / Iowa Central CC
9	Jabir Frye	RB	25	Marquell Beckwith	RB	5-10	181	Sr.	1L	Montgomery, Ala. / Robert E. Lee HS
63	Justin Fuller	LS	26	B.J. Smith	RB	5-9	186	Fr.	HS	Millbrook, Ala. / Stanhope Elmore HS
53	Antonio Garcia	OL	27	Jai Nunn-Liddell	CB	6-2	183	Fr.	HS	Mableton, Ga. / Pebblebrook HS
	Chazz Garrett	WR	27	Keith Johnson	RB	5-7	174	Jr.	SQ	Hueytown, Ala. / Hueytown HS
69	J.L. Gaston	OL	29	Tron Folsom	LB	6-2	204	R-Fr.	RS	Alma, Ga. / Bacon County HS
10	Richard Hallman	WR	30	Jamal Stodom	DT	6-2	266	Jr.	2L	Melbourne, Fla. / Melbourne HS
39	Dondrell Harris	LB	31	A.J. Smiley	SPR	6-3	203	So.	1L	Hoover, Ala. / Spain Park HS
9	Jalen Harris	CB	32	Marcus Anderson	RB	5-10	175	R-So.	TR	Killeen, Texas / Navarro College
58	Aaron Herring	OL	33	Josh Anderson	RB	5-11	253	Jr.	2L	Douglasville, Ga. / South Paulding HS
42	Gabe Hill	TE	34	Robert Johnson	S	6-0	189	So.	1L	Hueytown, Ala. / Hueytown HS
79	Case Hillier	OL	35	Doug Salter	LB	5-11	226	R-Fr.	RS	Brantley, Ala. / Brantley HS
2	John Johnson	WR	36	Jeremiah Jones	SPR	5-11	186	Fr.	HS	Bessemer, Ala. / Bessemer City HS
27	Keith Johnson	RB	37	Nick Manuel	S	5-11	185	So.	SQ	Fairhope, Ala. / Fairhope HS
34	Robert Johnson	S	37	J.R. Wood	FB	6-0	229	Fr.	HS	Selma, Ala. / Morgan Academy
36	Jeremiah Jones	SPR	38	Jordan Chunn	RB	6-1	227	R-Jr.	3L	Gurley, Ala. / Madison County HS
99	Ryan Kay	K/P	39	Dondrell Harris	S	6-0	197	Jr.	2L	Panama City, Fla. / Rutherford HS
78	Kirk Kelley	OL	40	Antione Barker	DE	6-3	218	R-Fr.	RS	Pensacola, Fla. / Pensacola Catholic HS
52	Damien Kemp	OL	41	Terrance Corbett	BAN	6-4	209	Fr.	HS	Athens, Ala. / East Limestone HS
55	Demone Kemp	DT	42	Gabe Hill	TE	6-2	232	So.	1L	Gardendale, Ala. / Gardendale HS
68	Hunter Kennedy	OL	43	Bratcher Underwood	K	5-9	160	So.	1L	Dothan, Ala. / Houston Academy
85	Kyler Knudsen	WR	45	Zacc Weldon	FB	6-0	230	R-Fr.	RS	Skipperville, Ala. / G.W. Long HS
51	Preston Langham	LS	46	Walter Pritchett	LB	6-2	215	Fr.	HS	Phenix City, Ala. / Central HS
72	Tyler Lassiter	OL	47	Hunter Reese	BAN	6-1	190	So.	1L	Wetumpka, Ala. / Wetumpka HS

No.	Name	Pos.	Ht.	Wt.	Yr.	Exp.	Hometown / Last School
48	Marcus Webb	DE	6-3	245	Fr.	HS	Decatur, Ala. / Austin HS
50	Zo Bridges	LB	6-2	214	Fr.	HS	Opelika, Ala. / Opelika HS
51	Preston Langham	LS	5-9	170	R-Fr.	RS	Foley, Ala. / Foley HS
52	Damien Kemp	OL	6-6	294	R-Fr.	RS	Greensboro, Ga. / Greene County HS
53	Antonio Garcia	OL	6-7	302	Sr.	3L	Atlanta, Ga. / Charles Drew HS
54	Tristan Crowder	OL	6-4	323	Fr.	HS	Carrollton, Ga. / Carrollton HS
55	Demone Kemp	DT	6-3	284	R-Fr.	1L	Greensboro, Ga. / Greene County HS
56	Kelvin Lucky	DE	6-4	214	Fr.	HS	Elmore, Ala. / Edgewood Academy
57	Deontae Crumitie	OL	6-2	282	So.	1L	Lake City, Fla. / Columbia HS
58	Aaron Herring	OL	6-4	300	Jr.	1L	Alachua, Fla. / Santa Fe HS
59	Jay Dye	OL	6-2	275	So.	1L	Waynesboro, Ga. / Burke County HS
62	Johnathan Boring	OL	6-5	306	Sr.	3L	Lexington, S.C. / Lexington HS
63	Justin Fuller	LS	5-11	237	Sr.	1L	Luverne, Ala. / Crenshaw Christian Academy
65	Dylan Bradshaw	OL	6-2	312	Fr.	HS	Enterprise, Ala. / Enterprise HS
66	Taylor Edwards	OL	6-4	293	Jr.	2L	Water Valley, Miss. / Water Valley HS
67	Steven Rowzee	OL	6-3	315	Jr.	TR	Park Forest, Ill. / Eastern Arizona
68	Hunter Kennedy	OL	6-3	285	So.	TR	Troy, Ala. / UT Chattanooga
69	J.L. Gaston	OL	6-4	289	Fr.	HS	Monroeville, Ala. / Monroe Academy
70	Zach Branner	OL	6-5	342	R-Fr.	RS	Huntsville, Ala. / Buckhorn HS
72	Tyler Lassiter	OL	6-6	302	Sr.	3L	Hazel Green, Ala. / Hazel Green HS
73	Taylor Polk	LS	6-2	238	Sr.	1L	Demopolis, Ala. / Demopolis HS
75	James Peach	OL	6-5	287	R-Fr.	RS	Brewton, Ala. / T.R. Miller HS
77	Xavier Fields	OL	6-5	329	Sr.	3L	Montgomery, Ala. / Stanhope Elmore HS
78	Kirk Kelley	OL	6-4	327	R-Fr.	RS	Marrero, La. / John Ehret HS
79	Case Hillier	OL	6-5	270	Jr.	1L	Mobile, Ala. / St. Paul's HS
80	Deondre Douglas	WR	6-1	200	So.	1L	Madison, Ala. / Bob Jones HS
81	Hobie Desanges	WR	5-11	185	So.	SQ	Orlando, Fla. / Evans HS
82	KE'Marvin Pitts	RB	5-6	155	Jr.	1L	Albany, Ga. / Deerfield Windsor HS
83	Blace Brown	CB	6-0	179	R-Jr.	1L	Canton, Ga. / Cherokee HS
85	Kyler Knudsen	WR	6-4	183	R-Fr.	RS	Sugar Hill, Ga. / North Gwinnett HS
86	Justin Wyatt	WR	6-2	201	So.	TR	Suwanee, Ga. / Pierce College
87	Clark Quisenberry	WR	6-3	220	Sr.	3L	Enterprise, Ala. / Enterprise HS
88	Dominic Walker	WR	6-2	210	Jr.	TR	Orlando, Fla. / Itawamba CC
89	Cason Cook	TE	6-4	252	Fr.	HS	Linden, Ala. / Marengo Academy
90	Trevon Sanders	DT	6-0	319	So.	1L	Charleston, S.C. / Garrett Academy Tech HS
93	Bryan Slater	DT	6-2	290	Jr.	2L	Mobile, Ala. / St. Paul's HS
94	Seth Calloway	DT	6-3	267	Jr.	2L	Ariton, Ala. / Ariton HS
95	Michael Robinson	DT	6-3	324	Fr.	HS	Auburn, Ala. / Auburn HS
96	Jarvis Bryant	DT	6-0	327	So.	SQ	Pensacola, Fla. / West Florida HS
97	Baron Poole II	DT	6-2	280	Jr.	TR	Decatur, Ga. / Hinds CC
98	Tyler Sumpter	K/P	5-10	240	Fr.	HS	Hoover, Ala. / Spain Park HS
99	Ryan Kay	K/P	6-2	207	Sr.	3L	Jonesboro, Ga. / Dutchtown HS
	T.J. Bell	WR	5-9	160	So.	SQ	Merritt Island, Fla. / Merritt Island HS
	Ethan Calhoun	TE	6-1	285	So.	SQ	Phenix City, Ala. / Kansas State
	Owen Cole	RB	5-9	196	Jr.	SQ	Freeport, Fla. / Tabor College
	Jeb Davis	TE	6-5	238	So.	SQ	Thomasville, Ala. / Thomasville HS
	Chazz Garrett	WR	6-3	189	Fr.	HS	Meridianville, Ala. / Hazel Green HS
	Johnathan Ortner	QB	6-1	196	R-Fr.	TR	Santa Rosa Beach, Fla. / Huntingdon College
	Chandler Williams	P	6-0	180	R-Fr.	RS	Jacksonville, Fla. / Mandarin HS
	DeVante Williams	RB	5-10	175	R-Fr.	TR	Moody, Ala. / Navarro College

No.	Name	Pos.
5	Sam Lebbie	BAN
17	Sam Letton	WR
20	Terris Lewis	BAN
23	William Lloyd	LB
13	Justin Lucas	LB
56	Kelvin Lucky	DE
37	Nick Manuel	SPR
25	Josh Marshall	SPR
11	Tevaris McCormick	WR
6	Jawon McDowell	CB
11	Uvakeious McGhee	DE
4	Kamryn Melton	CB
27	Jai Nunn-Liddell	CB
	Johnathan Ortner	QB
75	James Peach	OL
82	KE'Marvin Pitts	WR
73	Taylor Polk	LS
97	Baron Poole II	DT
46	Walter Pritchett	LB
87	Clark Quisenberry	WR
47	Hunter Reese	BAN
95	Michael Robinson	DT
24	Cedarius Rookard	S
22	Jalen Rountree	CB
67	Steven Rowzee	OL
10	Tyquae Russell	SPR
16	Ismail Saleem	WR
35	Doug Salter	LB
90	Trevon Sanders	DT
12	Brandon Silvers	QB
93	Bryan Slater	DT
31	A.J. Smiley	SPR
26	B.J. Smith	RB
3	Sawyer Smith	QB
30	Jamal Stadom	DT
98	Tyler Sumpter	K/P
8	Emanuel Thompson	WR
12	Melvin Tyus	S
43	Bratcher Underwood	K
7	Hiram Velez	WR
88	Dominic Walker	WR
3	Kris Weatherspoon	S
48	Marcus Webb	DE
45	Zacc Weldon	FB
19	Adarius Wesley	WR
	Chandler Williams	K
	Devante Williams	RB
37	J.R. Wood	FB
86	Justin Wyatt	WR
19	Kade Young	QB
14	Nyck Young	WR

No.	Name	Pos.	No.	Name	Pos.	Ht.	Wt.	Yr.	Exp.	Hometown / Last School
2	John Johnson	WR	33	Josh Anderson	RB	5-11	253	Jr.	2L	Douglasville, Ga. / South Paulding HS
3	Kris Weatherspoon	S	32	Marcus Anderson	RB	5-10	175	R-So.	TR	Killeen, Texas / Navarro College
3	Sawyer Smith	QB	40	Antione Barker	DE	6-3	218	R-Fr.	RS	Pensacola, Fla. / Pensacola Catholic HS
4	Kamryn Melton	CB	18	Kaleb Barker	QB	6-1	200	Fr.	HS	Decatur, Ala. / Priceville HS
5	Sam Lebbie	BAN	25	Marquell Beckwith	RB	5-10	181	Sr.	1L	Montgomery, Ala. / Robert E. Lee HS
6	Jawon McDowell	CB		T.J. Bell	WR	5-9	160	So.	SQ	Merritt Island, Fla. / Merritt Island HS
7	Rashad Dillard	DE	62	Johnathan Boring	OL	6-5	306	Sr.	3L	Lexington, S.C. / Lexington HS
7	Hiram Velez	WR	65	Dylan Bradshaw	OL	6-2	312	Fr.	HS	Enterprise, Ala. / Enterprise HS
8	Emanuel Thompson	WR	70	Zach Branner	OL	6-5	342	R-Fr.	RS	Huntsville, Ala. / Buckhorn HS
9	Jalen Harris	CB	50	Zo Bridges	LB	6-2	214	Fr.	HS	Opelika, Ala. / Opelika HS
9	Jabir Frye	RB	83	Blace Brown	CB	6-0	179	R-Jr.	1L	Canton, Ga. / Cherokee HS
10	Richard Hallman	WR	96	Jarvis Bryant	DT	6-0	327	So.	SQ	Pensacola, Fla. / West Florida HS
10	Tyquae Russell	SPR	21	Demetrius Cain	LB	6-1	215	Sr.	1L	Hazlehurst, Miss. / East Mississippi CC
11	Uvakeious McGhee	DE		Ethan Calhoun	TE	6-1	285	So.	SQ	Phenix City, Ala. / Kansas State
11	Tevaris McCormick	WR	94	Seth Calloway	DT	6-3	267	Jr.	2L	Ariton, Ala. / Ariton HS
12	Brandon Silvers	QB	38	Jordan Chunn	RB	6-1	227	R-Jr.	3L	Gurley, Ala. / Madison County HS
12	Melvin Tyus	S		Owen Cole	RB	5-9	196	Jr.	SQ	Freeport, Fla. / Tabor College
13	Justin Lucas	LB	89	Cason Cook	TE	6-4	252	Fr.	HS	Linden, Ala. / Marengo Academy
14	Nyck Young	WR	41	Terrance Corbett	BAN	6-4	209	Fr.	HS	Athens, Ala. / East Limestone HS
15	Andre Flakes	RB	54	Tristan Crowder	OL	6-4	323	Fr.	HS	Carrollton, Ga. / Carrollton HS
16	Ismail Saleem	WR	57	Deontae Crumitie	OL	6-2	282	So.	1L	Lake City, Fla. / Columbia HS
17	Sam Letton	WR		Jeb Davis	TE	6-5	238	So.	SQ	Thomasville, Ala. / Thomasville HS
18	Kaleb Barker	QB	81	Hobie Desanges	WR	5-11	185	So.	SQ	Orlando, Fla. / Evans HS
19	Adarius Wesley	WR	7	Rashad Dillard	DE	6-1	261	Sr.	2L	Greer, S.C. / Coffeyville CC
20	Terris Lewis	BAN	80	Deondre Douglas	WR	6-1	200	So.	1L	Madison, Ala. / Bob Jones HS
21	Demetrius Cain	LB	59	Jay Dye	OL	6-2	275	So.	1L	Waynesboro, Ga. / Burke County HS
22	Jalen Rountree	CB	66	Taylor Edwards	OL	6-4	293	Jr.	2L	Water Valley, Miss. / Water Valley HS
23	William Lloyd	LB	77	Xavier Fields	OL	6-5	329	Sr.	3L	Montgomery, Ala. / Stanhope Elmore HS
24	Cedarius Rookard	S	15	Andre Flakes	RB	5-8	185	Jr.	2L	Milton, Fla. / Milton HS
25	Josh Marshall	SPR	29	Tron Folsom	LB	6-2	204	R-Fr.	RS	Alma, Ga. / Bacon County HS
25	Marquell Beckwith	RB	9	Jabir Frye	RB	5-7	166	Fr.	HS	Pensacola, Fla. / Escambia HS
26	B.J. Smith	RB	63	Justin Fuller	LS	5-11	237	Sr.	1L	Luverne, Ala. / Crenshaw Christian Academy
27	Jai Nunn-Liddell	CB	53	Antonio Garcia	OL	6-7	302	Sr.	3L	Atlanta, Ga. / Charles Drew HS
27	Keith Johnson	RB		Chazz Garrett	WR	6-3	189	Fr.	HS	Meridianville, Ala. / Hazel Green HS
29	Tron Folsom	LB	69	J.L. Gaston	OL	6-4	289	Fr.	HS	Monroeville, Ala. / Monroe Academy
30	Jamal Stadom	DT	10	Richard Hallman	WR	6-2	201	R-Fr.	RS	Powder Springs, Ga. / Hillgrove HS
31	A.J. Smiley	SPR	39	Dondrell Harris	S	6-0	197	Jr.	2L	Panama City, Fla. / Rutherford HS
32	Marcus Anderson	RB	9	Jalen Harris	CB	6-0	182	Jr.	2L	Dothan, Ala. / Northview HS
33	Josh Anderson	RB	58	Aaron Herring	OL	6-4	300	Jr.	1L	Alachua, Fla. / Santa Fe HS
34	Robert Johnson	S	42	Gabe Hill	TE	6-2	232	So.	1L	Gardendale, Ala. / Gardendale HS
35	Doug Salter	LB	79	Case Hillier	OL	6-5	270	Jr.	1L	Mobile, Ala. / St. Paul's HS
36	Jeremiah Jones	SPR	2	John Johnson	WR	5-11	189	Jr.	2L	Troy, Ala. / Charles Henderson HS
37	Nick Manuel	S	27	Keith Johnson	RB	5-7	174	Jr.	SQ	Hueytown, Ala. / Hueytown HS
37	J.R. Wood	FB	34	Robert Johnson	S	6-0	189	So.	1L	Hueytown, Ala. / Hueytown HS
38	Jordan Chunn	RB	36	Jeremiah Jones	SPR	5-11	186	Fr.	HS	Bessemer, Ala. / Bessemer City HS
39	Dondrell Harris	S	99	Ryan Kay	K/P	6-2	207	Sr.	3L	Jonesboro, Ga. / Dutchtown HS
40	Antione Barker	DE	78	Kirk Kelley	OL	6-4	327	R-Fr.	RS	Marrero, La. / John Ehret HS
41	Terrance Corbett	BAN	52	Damien Kemp	OL	6-6	294	R-Fr.	RS	Greensboro, Ga. / Greene County HS
42	Gabe Hill	TE	55	Demone Kemp	DT	6-3	284	R-Fr.	1L	Greensboro, Ga. / Greene County HS
43	Bratcher Underwood	K	68	Hunter Kennedy	OL	6-3	285	So.	TR	Troy, Ala. / UT Chattanooga
45	Zacc Weldon	FB	85	Kyler Knudsen	WR	6-4	183	R-Fr.	RS	Sugar Hill, Ga. / North Gwinnett HS
46	Walter Pritchett	LB	51	Preston Langham	LS	5-9	170	R-Fr.	RS	Foley, Ala. / Foley HS
47	Hunter Reese	BAN	72	Tyler Lassiter	OL	6-6	302	Sr.	3L	Hazel Green, Ala. / Hazel Green HS

No.	Name	Pos.	Ht.	Wt.	Yr.	Exp.	Hometown / Last School	No.	Name	Pos.
5	Sam Lebbie	BAN	6-3	251	Jr.	2L	Washington D.C. / DeMatha Catholic HS	48	Marcus Webb	DE
17	Sam Letton	WR	6-2	215	Fr.	HS	Marietta, Ga. / Walton HS	50	Zo Bridges	LB
20	Terris Lewis	BAN	6-2	229	Sr.	3L	Linden, Ala. / Linden HS	51	Preston Langham	LS
23	William Lloyd	LB	6-0	214	Sr.	1L	Rosedale, Miss. / East Mississippi CC	52	Damien Kemp	OL
13	Justin Lucas	LB	5-10	227	Sr.	1L	Aberdeen, Miss. / East Mississippi CC	53	Antonio Garcia	OL
56	Kelvin Lucky	DE	6-4	214	Fr.	HS	Elmore, Ala. / Edgewood Academy	54	Tristan Crowder	OL
37	Nick Manuel	S	5-11	185	So.	SQ	Fairhope, Ala. / Fairhope HS	55	Demone Kemp	DT
25	Josh Marshall	SPR	5-11	183	Sr.	1L	Lawrenceville, Ga. / Iowa Central CC	56	Kelvin Lucky	DE
11	Tevaris McCormick	WR	5-10	180	Jr.	TR	Biloxi, Miss. / Mississippi Gulf Coast CC	57	Deontae Crumitie	OL
6	Jawon McDowell	CB	6-0	177	R-Fr.	1L	Mobile, Ala. / UMS-Wright Prep HS	58	Aaron Herring	OL
11	Uvakeious McGhee	DE	6-4	239	R-Fr.	RS	Montgomery, Ala. / Jeff Davis HS	59	Jay Dye	OL
4	Kamryn Melton	CB	5-10	185	Jr.	TR	Dothan, Ala. / Auburn	62	Johnathan Boring	OL
27	Jai Nunn-Liddell	CB	6-2	183	Fr.	HS	Mableton, Ga. / Pebblebrook HS	63	Justin Fuller	LS
	Johnathan Ortner	QB	6-1	196	R-Fr.	TR	Santa Rosa Beach, Fla. / Huntingdon College	65	Dylan Bradshaw	OL
75	James Peach	OL	6-5	287	R-Fr.	RS	Brewton, Ala. / T.R. Miller HS	66	Taylor Edwards	OL
82	KE'Marvin Pitts	RB	5-6	155	Jr.	1L	Albany, Ga. / Deerfield Windsor HS	67	Steven Rowzee	OL
73	Taylor Polk	LS	6-2	238	Sr.	1L	Demopolis, Ala. / Demopolis HS	68	Hunter Kennedy	OL
97	Baron Poole II	DT	6-2	280	Jr.	TR	Decatur, Ga. / Hinds CC	69	J.L. Gaston	OL
46	Walter Pritchett	LB	6-2	215	Fr.	HS	Phenix City, Ala. / Central HS	70	Zach Branner	OL
87	Clark Quisenberry	WR	6-3	220	Sr.	3L	Enterprise, Ala. / Enterprise HS	72	Tyler Lassiter	OL
47	Hunter Reese	BAN	6-1	190	So.	1L	Wetumpka, Ala. / Wetumpka HS	73	Taylor Polk	LS
95	Michael Robinson	DT	6-3	324	Fr.	HS	Auburn, Ala. / Auburn HS	75	James Peach	OL
24	Cedarius Rookard	S	6-1	206	So.	1L	Spartanburg, S.C. / Spartanburg HS	77	Xavier Fields	OL
22	Jalen Rountree	CB	5-11	171	Sr.	1L	Warner Robins, Ga. / Coffeyville CC	78	Kirk Kelley	OL
67	Steven Rowzee	OL	6-3	315	Jr.	TR	Park Forest, Ill. / Eastern Arizona	79	Case Hillier	OL
10	Tyquae Russell	SPR	6-1	200	Jr.	TR	Oklahoma City, Okla. / Northeastern Okla. A&M	80	Deondre Douglas	WR
16	Ismail Saleem	WR	5-8	165	So.	1L	Montgomery, Ala. / Carver HS	81	Hobie Desanges	WR
35	Doug Salter	LB	5-11	226	R-Fr.	RS	Brantley, Ala. / Brantley HS	82	KE'Marvin Pitts	RB
90	Trevon Sanders	DT	6-0	319	So.	1L	Charleston, S.C. / Garrett Academy Tech HS	83	Blace Brown	CB
12	Brandon Silvers	QB	6-3	214	Jr.	2L	Orange Beach, Ala. / Gulf Shores HS	85	Kyler Knudsen	WR
93	Bryan Slater	DT	6-2	290	Jr.	2L	Mobile, Ala. / St. Paul's HS	86	Justin Wyatt	WR
31	A.J. Smiley	SPR	6-3	203	So.	1L	Hoover, Ala. / Spain Park HS	87	Clark Quisenberry	WR
26	B.J. Smith	RB	5-9	186	Fr.	HS	Millbrook, Ala. / Stanhope Elmore HS	88	Dominic Walker	WR
3	Sawyer Smith	QB	6-3	200	Fr.	HS	Cantonment, Fla. / Tate HS	89	Cason Cook	TE
30	Jamal Stodom	DT	6-2	266	Jr.	2L	Melbourne, Fla. / Melbourne HS	90	Trevon Sanders	DT
98	Tyler Sumpter	K/P	5-10	240	Fr.	HS	Hoover, Ala. / Spain Park HS	93	Bryan Slater	DT
8	Emanuel Thompson	WR	6-1	193	Jr.	2L	Clayton, Ala. / Barbour County HS	94	Seth Calloway	DT
12	Melvin Tyus	S	5-10	204	R-Fr.	RS	Montgomery, Ala. / Carver HS	95	Michael Robinson	DT
43	Bratcher Underwood	K	5-9	160	So.	1L	Dothan, Ala. / Houston Academy	96	Jarvis Bryant	DT
7	Hiram Velez	WR	5-8	187	Jr.	TR	Adairsville, Ga. / Scottsdale CC	97	Baron Poole II	DT
88	Dominic Walker	WR	6-2	210	Jr.	TR	Orlando, Fla. / Itawamba CC	98	Tyler Sumpter	K/P
3	Kris Weatherspoon	S	6-2	210	Jr.	TR	Natchez, Miss. / Hinds CC	99	Ryan Kay	K/P
48	Marcus Webb	DE	6-3	245	Fr.	HS	Decatur, Ala. / Austin HS		T.J. Bell	WR
45	Zacc Weldon	FB	6-0	230	R-Fr.	RS	Skipperville, Ala. / G.W. Long HS		Ethan Calhoun	TE
19	Adarius Wesley	WR	6-0	196	Fr.	HS	Montgomery, Ala. / Jeff Davis HS		Owen Cole	RB
37	J.R. Wood	FB	6-0	229	Fr.	HS	Selma, Ala. / Morgan Academy		Jeb Davis	TE
	Chandler Williams	P	6-0	180	R-Fr.	RS	Jacksonville, Fla. / Mandarin HS		Chazz Garrett	WR
	DeVante Williams	RB	5-10	175	R-Fr.	TR	Moody, Ala. / Navarro College		Johnathan Ortner	QB
86	Justin Wyatt	WR	6-2	201	So.	TR	Suwanee, Ga. / Pierce College		Chandler Williams	P
14	Nyck Young	WR	6-1	200	Sr.	2L	Homewood, Ala. / Victor Valley CC		DeVante Williams	RB

ALABAMA (54)

Seth Calloway
Terrance Corbett
Michael Robinson
Jeremiah Jones
Doug Salter
James Peach
Emanuel Thompson
Kaleb Barker
Marcus Webb
Taylor Polk
Jalen Harris
Kamryn Melton
Bratcher Underwood
Kelvin Lucky
Dylan Bradshaw
Clark Quisenberry
Nick Manuel
Preston Langham
Gabe Hill
Jordan Chunn
Tyler Lassiter
A.J. Smiley
Tyler Sumpter
Nyck Young
Keith Johnson
Robert Johnson
Zach Branner
Cason Cook
Terris Lewis
Justin Fuller
Deondre Douglas
Chazz Garrett
B.J. Smith
Case Hiller
Jawon McDowell
Bryan Slater
J.L. Gaston
Marquell Beckwith
Xavier Fields
Uvakeious McGhee
Ismail Saleem
Melvin Tyus
Adarius Wesley
Devante Williams
Zo Bridges
Brandon Silvers
Ethan Calhoun
J.R. Wood
Zacc Weldon
Jeb Davis
John Johnson
Hunter Kennedy
Kade Young
Hunter Reese

Hometown

Ariton
Athens
Auburn
Bessemer
Brantley
Brewton
Clayton
Decatur
Decatur
Demopolis
Dothan
Dothan
Dothan
Elmore
Enterprise
Enterprise
Fairhope
Foley
Gardendale
Gurley
Hazel Green
Hoover
Hoover
Homewood
Hueytown
Hueytown
Huntsville
Linden
Linden
Luverne
Madison
Meridianville
Millbrook
Mobile
Mobile
Monroeville
Montgomery
Montgomery
Montgomery
Montgomery
Montgomery
Montgomery
Moody
Opelika
Orange Beach
Phenix City
Selma
Skipperville
Thomasville
Troy
Troy
Tuscaloosa
Wetumpka

FLORIDA (15)

Aaron Herring
Sawyer Smith
Owen Cole
Chandler Williams
Deontae Crumitie
Jamal Stadom
TJ Bell
Andre Flakes
Hobie Desanges
Dominic Walker
Dondrell Harris
Antione Barker
Jarvis Bryant
Jabir Frye
Johnathan Ortner

GEORGIA (19)

Hiram Velez
KE'Marvin Pitts
Tron Folsom
Antonio Garcia
Blace Brown
Tristan Crowder
Baron Poole II
Josh Anderson
Damien Kemp
Demone Kemp
Ryan Kay
Josh Marshall
Jai Nunn-Liddell
Sam Letton
Richard Hallman
Kyler Knudsen
Justin Wyatt
Jalen Rountree
Jay Dye

ILLINOIS (1)

Steven Rowzee

LOUISIANA (1)

Kirk Kelley

Hometown

Alachua
Cantonment
Freeport
Jacksonville
Lake City
Melbourne
Merritt Island
Milton
Orlando
Orlando
Panama City
Pensacola
Pensacola
Pensacola
Santa Rosa Beach

Hometown

Adairsville
Albany
Alma
Atlanta
Canton
Carrollton
Decatur
Douglasville
Greensboro
Greensboro
Jonesboro
Lawrenceville
Mableton
Marietta
Powder Springs
Sugar Hill
Suwanee
Warner Robins
Waynesboro

Hometown

Park Forest

Hometown

Marrero

MISSISSIPPI (6)

Justin Lucas
Tevaris McCormick
Demetrius Cain
Kris Weatherspoon
William Lloyd
Taylor Edwards

OKLAHOMA (1)

Tyquae Russell

SOUTH CAROLINA (4)

Trevon Sanders
Johnathan Boring
Rashad Dillard
Cedarius Rookard

TEXAS (1)

Marcus Anderson

WASHINGTON, D.C. (1)

Sam Lebbie

Hometown

Aberdeen
Biloxi
Hazlehurst
Natchez
Rosedale
Water Valley

Hometown

Oklahoma City

Hometown

Charleston
Lexington
Greer
Spartanburg

Hometown

Killeen

Hometown

Washington, D.C.

PRONUNCIATION GUIDE

COACHES

Kenny Edenfield

ED-in-field

PLAYERS

Deontae Crumitie

d-ON-tay CRUM-uh-tee

Jabir Frye

ja-BEER FRY

Demone Kemp

duh-MON

Kyler Knudson

kuh-NUD-sun

Sam Lebbie

LEBB-e

Jawon McDowell

ja-WAHN

Tevaris McCormick

tuh-VAR-us

Uvakeious McGhee

you-VAW-kee-us

Jai Nunn-Liddell

j-EYE

Steven Rowzee

ROW(rhymes with cow)-zee

Tyquae Russell

tie-KWAY

Ismail Saleem

ISH-mail

Jamal Stadom

STAY-dum

Melvin Tyus

TIE-us

Hiram Velez

HI-rum vuh-LEZ

OFFENSE

QUARTERBACK

12	Brandon Silvers	6-3	214	Jr.	Orange Beach, Ala.
3	Sawyer Smith	6-3	200	Fr.	Cantonment, Fla.

RUNNING BACK

38	Jordan Chunn	6-1	227	R-Jr.	Gurley, Ala.
15	Andre Flakes	5-8	185	Jr.	Milton, Fla.
33	Josh Anderson	5-11	253	Jr.	Douglasville, Ga.

WIDE RECEIVER-X

2	John Johnson	5-11	189	Jr.	Troy, Ala.
16	Ismail Saleem	5-8	165	So.	Montgomery, Ala.
88	Dominic Walker	6-2	210	Jr.	Orlando, Fla.

WIDE RECEIVER-H

11	Tevaris McCormick	5-10	180	Jr.	Biloxi, Miss.
87	Clark Quisenberry	6-3	220	Sr.	Enterprise, Ala.

WIDE RECEIVER-Y

80	Deondre Douglas	6-1	200	So.	Madison, Ala.
10	Richard Hallman	6-2	201	R-Fr.	Powder Springs, Ga.
14	Nyck Young	6-1	200	Sr.	Homewood, Ala.

WIDE RECEIVER-Z

8	Emanuel Thompson	6-1	193	Jr.	Clayton, Ala.
7	Hiram Velez	5-8	187	Jr.	Adairsville, Ga.

TIGHT END

42	Gabe Hill	6-2	232	So.	Gardendale, Ala.
----	------------------	-----	-----	-----	-------------------------

LEFT TACKLE

53	Antonio Garcia	6-7	302	Sr.	Atlanta, Ga.
78	Kirk Kelley	6-4	327	R-Fr.	Marrero, La.

LEFT GUARD

62	Johnathan Boring	6-5	306	Sr.	Lexington, S.C.
66	Taylor Edwards	6-4	293	Jr.	Water Valley, Miss.

CENTER

57	Deontae Crumitie	6-2	282	So.	Lake City, Fla.
59	Jay Dye	6-2	275	So.	Waynesboro, Ga.

RIGHT GUARD

77	Xavier Fields	6-5	329	Sr.	Montgomery, Ala.
75	James Peach	6-5	287	R-Fr.	Brewton, Ala.

RIGHT TACKLE

72	Tyler Lassiter	6-6	302	Sr.	Hazel Green, Ala.
52	Damien Kemp	6-6	294	R-Fr.	Greensboro, Ga.

DEFENSE

DEFENSIVE END

7	Rashad Dillard	6-1	261	Sr.	Greer, S.C.
11	Uvakeious McGhee	6-4	239	R-Fr.	Montgomery, Ala.
40	Antione Barker	6-3	218	R-Fr.	Pensacola, Fla.

DEFENSIVE TACKLE

30	Jamal Stodom	6-2	266	Jr.	Melbourne, Fla.
94	Seth Calloway	6-5	267	Jr.	Ariton, Ala.
55	Demone Kemp	6-3	284	R-Fr.	Greensboro, Ga.

NOSE GUARD

90	Trevon Sanders	6-0	319	So.	Charleston, S.C.
97	Baron Poole II	6-2	280	Jr.	Decatur, Ga.
93	Bryan Slater	6-2	290	Jr.	Mobile, Ala.

BANDIT

20	Terris Lewis	6-2	229	Sr.	Linden, Ala.
5	Sam Lebbie	6-3	251	Jr.	Washington, D.C.
47	Hunter Reese	6-1	190	So.	Wetumpka, Ala.

WILL LINEBACKER

23	William Lloyd	6-0	214	Sr.	Rosedale, Miss.
21	Demetrius Cain	6-1	215	Sr.	Hazlehurst, Miss.

MIKE LINEBACKER

13	Justin Lucas	5-10	227	Sr.	Aberdeen, Miss.
35	Doug Salter	5-11	226	R-Fr.	Brantley, Ala.

SPEAR

25	Josh Marshall	5-11	183	Sr.	Lawrenceville, Ga.
37	Nick Manuel	5-11	185	So.	Fairhope, Ala.

CORNERBACK

19	Jalen Harris	6-0	182	Jr.	Dothan, Ala.
6	Jawon McDowell	6-0	177	R-Fr.	Mobile, Ala.

CAT SAFETY

26	Kris Weatherspoon	6-2	210	Jr.	Natchez, Miss.
34	Robert Johnson	6-0	189	So.	Hueytown, Ala.

FREE SAFETY

24	Cedarius Rookard	6-1	206	So.	Spartanburg, S.C.
12	Melvin Tyus	5-10	205	R-Fr.	Montgomery, Ala.

CORNERBACK

4	Kamryn Melton	5-10	185	Jr.	Dothan, Ala.
22	Jalen Rountree	5-11	171	Jr.	Warner Robins, Ga.

SPECIAL TEAMS

KICKER

99	Ryan Kay	6-2	207	Sr.	Jonesboro, Ga.
43	Bratcher Underwood	5-9	160	So.	Dothan, Ala.

KICKOFF SPECIALIST

43	Bratcher Underwood	5-9	160	So.	Dothan, Ala.
----	---------------------------	-----	-----	-----	---------------------

PUNTER

99	Ryan Kay	6-2	207	Sr.	Jonesboro, Ga.
48	Andrew Mitchell	6-5	230	R-Fr.	Destin, Fla.

SHORT SNAPPER (FG/XP)

63	Justin Fuller	5-11	237	Jr.	Luverne, Ala.
58	Aaron Herring	6-4	300	Jr.	Alachua, Fla.

LONG SNAPPER (PUNT)

73	Taylor Polk	6-2	238	Jr.	Demopolis, Ala.
63	Justin Fuller	5-11	237	Jr.	Luverne, Ala.

HOLDER

2	John Johnson	5-11	189	Jr.	Troy, Ala.
---	---------------------	------	-----	-----	-------------------

KICKOFF RETURNER

11	Tevaris McCormick	5-10	180	Jr.	Biloxi, Miss.
80	Deondre Douglas	6-1	200	Fr.	Madison, Ala.

PUNT RETURNER

8	Emanuel Thompson	6-1	193	Jr.	Clayton, Ala.
24	Cedarius Rookard	6-1	206	So.	Spartanburg, S.C.
11	Tevaris McCormick	5-10	180	Jr.	Biloxi, Miss.

Projected Starters in **BOLD**

TROY RADIO PERSONALITIES

Barry McKnight is celebrating his 15th season as the play-by-play “Voice of the Trojans” in 2015. A veteran of the broadcast industry, McKnight serves as the co-host of a sports talk radio show on WMSP-740 AM in Montgomery, where he has served in that capacity for the last 19 years. McKnight was selected as the 2010-11 recipient of the Sun Belt Conference Broadcaster of the Year award. He also works in television broadcasting, where he served as the primary play-by-play announcer for College Sports Southeast’s football, basketball and baseball coverage from 1997 until 2001. A nine-time winner of Associated Press Awards for broadcast excellence, he is a member of the American Sportscasters Association and National Sportscasters and Sportswriters Association.

Jerry Miller is entering his 24th year with the Troy Sports Radio Network, but his eighth in the booth as the color analyst for football. For his first 10 years, Miller provided interviews, insight and analysis from a unique perspective on the sideline. A Troy alum and longtime supporter of the athletic program, Miller also serves as the color analyst for home Trojan men’s basketball and baseball games, in addition to his work covering numerous local high school events on both television and radio.

Chris Blackshear is in his 12th season with the Troy Sports Radio Network, working the sidelines for the Trojans games and providing post-game interviews. Blackshear provided broadcast coverage of Central High School football in Phenix City from 1993 until 2002. He served as the play-by-play announcer for the WCGT-TV 16 High School Football Game of the Week from 2002 until 2004, and was part of the Columbus Wardogs AF2 broadcast team in 2004 where he hosted the weekly coaches radio show. Blackshear has been a part of the Super Six Television Network broadcasting crew since 2001 and currently resides in Phenix City.



**JERRY
MILLER**

ANALYST
24th SEASON

**CHRIS
BLACKSHEAR**

SIDELINES
12TH SEASON

**BARRY
McKNIGHT**

PLAY-BY-PLAY
15TH SEASON





COACHES & STAFF

Coaching Staff	30
Neal Brown	31-33
Assistant Coaches.....	34-42
Football Staff	43
Support Staff	44-46
Chancellor Dr. Jack Hawkins, Jr.....	47
AD Jeremy McClain.....	48



KENNY EDENFIELD

Co-Offensive Coordinator / Inside Receivers
Ninth Season • Troy (1989)



BAM HARDMON

Defensive Line
Second Season • Florida (2003)



VIC KOENNING

Defensive Coordinator / Safeties
Fourth Season • Kansas State (1983)



JORDAN LESLEY

Defensive Tackles
First Season • Troy (2005)



MATT MOORE

Co-Offensive Coordinator / Offensive Line
Third Season • Valdosta State (1996)



AL POGUE

Cornerbacks
Third Season • Alabama State (1998)



SEAN REAGAN

Quarterbacks / Running Backs
Eighth Season • North Georgia (2008)



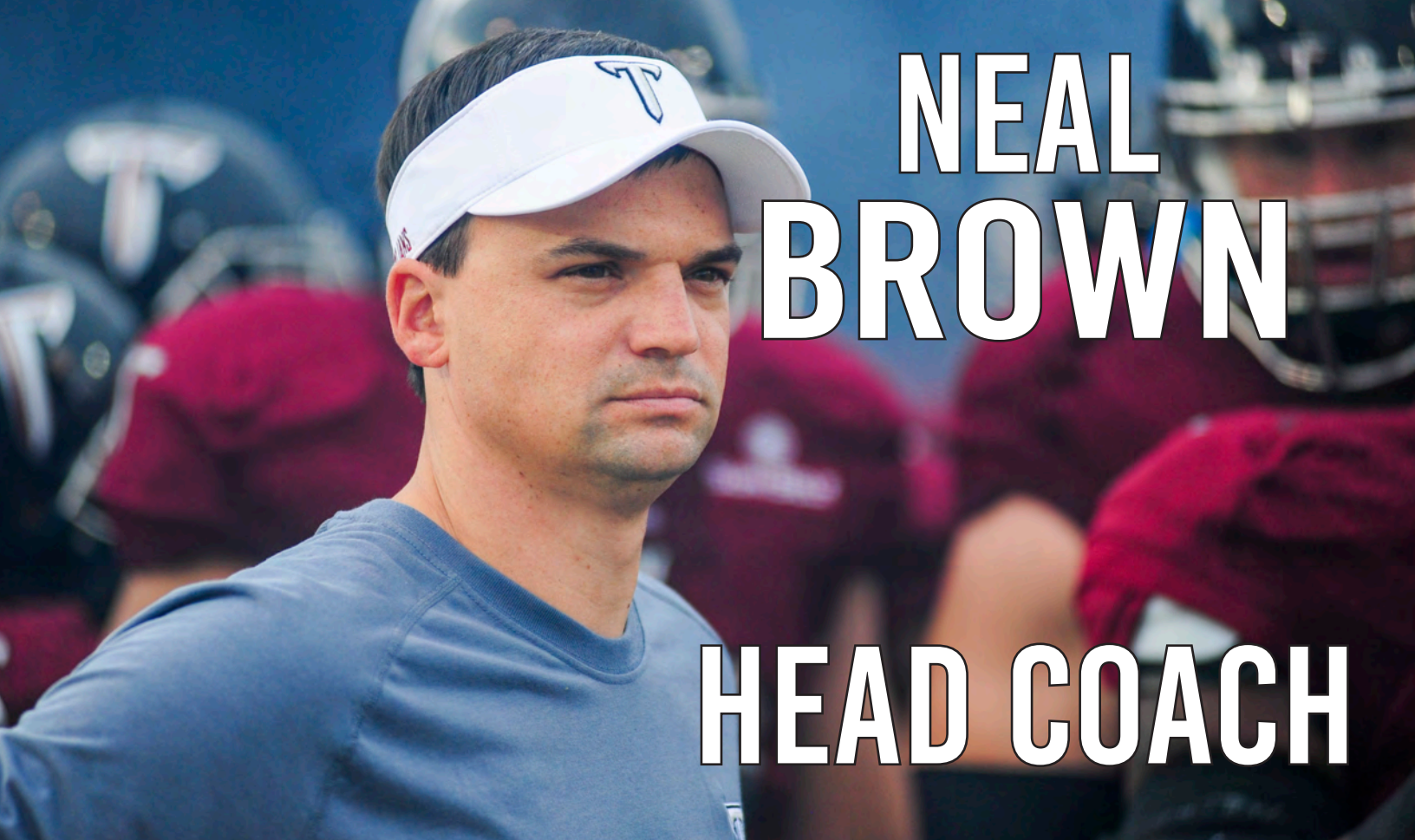
JON SUMRALL

Assistant Head Coach / Linebackers / Special Teams
Second Season • Kentucky (2005)



CORNELIUS WILLIAMS

Wide Receivers
Second Season • Troy (2010)



NEAL BROWN

HEAD COACH

Considered one of the top young minds in college football, Neal Brown begins his second season as the head coach at Troy.

The fourth-youngest head coach in the Football Bowl Subdivision, Brown's first season was marked by steady development and growth that was capped by one of the strongest recruiting classes in program history.

Playing under the mantra of "Rebuild the Wall", Troy finished the season as one of the most improved defensive teams in the country, while posting improved numbers across the board.

The Trojans finished the 2015 season with the second-best turnaround nationally in opponent 3rd-down percentage (14.62 percent), the fourth-best turnaround in yards per play allowed (-1.13), the fifth-best improvement in tackles for loss per game (2.59) and 16th-best improvement in total defense (-62.7).

Troy scored five defensive touchdowns, the third most in the country and most by a Troy team since 2004, and finished fifth in the country with 13 fumble recoveries. The Trojans forced 16 turnover over the final six games of the season after just three in the first six games.

Offensively, Troy improved per-game averages in scoring (6.1) and passing yards (42.0), in passing touchdowns (9), total offensive touchdowns (5), penalty yards per game (-2..2), sacks allowed (-5), red zone scoring (8 percent), first quarter scoring (57) and third quarter scoring (34).

The Trojans ranked 38th in the nation with just 18 sacks allowed after ranking 111th the previous season, while Brandon Burks became the school's seventh player to rush for over 1,000 yards in a season.

Brown's Trojans began to click offensively as the season progressed as they averaged 36.0 points over the final six games of the season with three 40-point games. Troy scored 144 points over a three-game stretch against New Mexico State, Appalachian State and ULM -- the most in a three-game period by a Troy squad since 1993.

Attendance also improved during Brown's initial campaign with the Trojans as the per-game average increased by over 2,600 fans.

Brown led the Trojans to a 4-8 overall record and a 3-5 Sun Belt Conference mark during his first season. However, four of Troy's five Sun Belt setbacks were by a combined 22 points, while the Trojans' three league victories came by an average of 35.3 points.

Troy's improvement wasn't limited to just the playing field as the Trojans also drastically improved in the classroom as the cumulative grade point average for the team rose each semester compared to the prior year.

Brown parlayed the momentum of his first season into a recruiting class that was rated as the second best in the Sun Belt Conference by both 247Sports and Scout.

Brown, 36, was named Troy's 21st head coach on December 1, 2014, and was the second-youngest head coach in the FBS during his inaugural season.

A native of Danville, Ky., Brown spent four seasons at Troy (2006-09), including the final two as the Trojans' offensive coordinator. Troy won four Sun Belt Conference titles and appeared in three bowl games during Brown's initial tenure.

At the time the youngest offensive coordinator in the FBS, Brown's 2009 offense finished third in the nation in total offense at 485.7 yards per game, fourth in passing at 336.5 yards per game and 16th in scoring with 33.7 points per contest. In 2008, his first season as coordinator, Brown's fast-paced offense set 10 school records.

In addition to the team accomplishments, Brown guided quarterback Levi Brown to the Sun Belt Conference Player of the Year award in 2009 and SBC Newcomer of the Year in 2008.

Prior to returning to Troy, Brown spent the previous two seasons as the offensive coordinator under Mark Stoops at Kentucky and led the Wildcats to some new heights on the offensive side of the football. The Wildcats posted over 440 yards of total offense in three Southeastern Conference games in 2014, its highest total since 2001.

In his first season, Kentucky's offense averaged three more points and 26 more yards of total offense per game than the prior year and the totals grew even more in year two. Before Brown left Kentucky, he had the Wildcats averaging 11.3 points and 69.3

yards of total offense more per game than before he arrived on campus. The 11.3 points per game increase was the fourth highest in the country over the same time period.

The Wildcats totaled 380 yards or more of total offense in their first three SEC games in 2014 – Florida, Arkansas and South Carolina – marking the first time a UK team had done so since 1998.

Kentucky scored 21 offensive touchdowns in SEC play in 2014. The two years prior to Brown being named offensive coordinator, Kentucky had a combined 21 offensive touchdowns in SEC play.

Brown left Troy to join Tommy Tuberville's staff at Texas Tech in 2010 and picked up right where he left off at Troy. With Brown serving as Texas Tech's offensive coordinator and quarterbacks coach, the Red Raiders ranked in the nation's top-seven teams in passing offense, top-15 in total offense and top-25 in scoring offense, having increased production in all three categories each year since 2010. TTU finished the 2012 season second nationally in passing with 355.9 yards per game, 13th in total offense at 495.4 yards per game and 20th in scoring with 37.5 points per game.

The 2012 campaign was an expansion of the success from 2011, when Texas Tech ranked 13th nationally in total offense at 470.6 yards per game. The Red Raiders lit the scoreboard at a tune of 33.8 points per contest.

Individually, quarterback Seth Doege put up eye-popping numbers. In 2011, Doege threw for 4,004 yards and 28 touchdowns. He improved to 4,205 yards and 39 touchdowns as a senior.

In his first season in Lubbock, Brown's offense notched 460.2 yards of total offense per game, 318.9 passing, and scored at a 33.1-point clip as Tech went 8-5 and won the TicketCity Bowl.

Brown's running game has made significant contributions to the attack as well. The Red Raiders rushed for 135.7 yards per game and scored 52 rushing touchdowns during his three seasons. TTU's primary running backs averaged 5.0 yards per rushing attempt, including a 5.8 average by Kenny Williams, the leading rusher in 2012.

Prior to his first stint at Troy, Brown served one season as wide receivers coach at the University of Delaware, starting three freshman wideouts as the Blue Hens posted a 6-5 record. In 2004, Brown coached the quarterbacks and wide receivers at Sacred Heart, helping guide the school to a 6-4 record and the top-ranked scoring offense in the conference. In 2003, he was the tight ends coach and offensive line assistant at Massachusetts, helping the Minutemen win a share of the Atlantic-10 championship and a berth in the FCS playoffs.



Brown earned his bachelor's degree in business management and his master's in business administration from Massachusetts, where he played the 2001-02 seasons. He totaled 58 receptions for 721 yards and four touchdowns while being named to the Atlantic-10 All-Academic Team and the NCAA Division I-AA Athletic Directors' Academic All-Star Team.

Born in Louisville, Brown grew up in Bardstown, Ky., before moving to Danville, Ky., where he was an all-state wide receiver at Boyle County High School, finishing his career as the No. 2 pass catcher in state history. He played at Kentucky from 1998-2000 and was a two-year letterman, catching 10 passes, including one touchdown. He was a member of the Outback Bowl and Music City Bowl teams and earned a place on the SEC Academic Honor Roll before transferring to Massachusetts.

He and his wife, Brooke, have two daughters Adalyn (8) and Anslee (5), and one son, Dax (1).

PERSONAL

Birthday: March 11, 1980

Age: 36

Hometown: Danville, Kentucky

Education: UMass, '02 (BS - Business Management); UMass, '05 (MS - Business Administration)

Wife: Brooke (Stewart)

Children: Adalyn (8), Anslee (5) and Dax (1)

COACHING EXPERIENCE

2015 - Troy (Head Coach)	4-8
2014 - Kentucky (Offensive Coordinator)	5-7
2013 - Kentucky (Offensive Coordinator)	2-10
2012 - Texas Tech (Offensive Coordinator)	7-5*
2011 - Texas Tech (Offensive Coordinator)	5-7
2010 - Texas Tech (Offensive Coordinator)	8-5*
2009 - Troy (Offensive Coordinator)	9-4*
2008 - Troy (Offensive Coordinator)	8-5*
2007 - Troy (Inside Receivers)	8-4
2006 - Troy (Inside Receivers)	8-5*
2005 - Delaware (Wide Receivers)	6-5
2004 - Sacred Heart (QB/WR)	6-4
2003 - UMass (TE/OL Asst.)	10-3*

* - Bowl Game / FCS Playoffs (UMass)

YOUNGEST FBS HEAD COACHES

1.	Mike Norvell, Memphis	34 (10-11-81)
2.	P.J. Fleck, Western Michigan	35 (11-29-80)
3.	Tyson Summers, Ga. Southern	36 (4-11-80)
4.	Neal Brown, Troy	36 (3-11-80)
5.	Matt Campbell, Iowa State	36 (11-29-79)
6.	Jason Candle, Toledo	36 (11-12-79)
7.	Kliff Kingsbury, Texas Tech	37 (8-9-79)
8.	Nick Rolovich, Hawai'i	37 (2-16-79)
9.	Seth Littrell, North Texas	37 (6-24-78)
10.	Scottie Montgomery, Duke	38 (5-26-78)

Ages as of Sept. 1, 2016

BOWL HISTORY

Year	Bowl	Opponent	Result
2003	FCS 1st Round	#6 Colgate	L, 7-19
2006	New Orleans	Rice	W, 41-17
2008	New Orleans	Southern Miss	L, 27-30
2009	GMAC	Central Michigan	L, 41-44
2010	TicketCity	Northwestern	W, 45-38
2012	Meineke Car Care	Minnesota	W, 34-31



KENNY EDENFIELD

NINTH SEASON

Co-Offensive Coordinator / Inside Wide Receivers @COACH_EDENFIELD

EDENFIELD FILE

AGE:50 (Dec. 8, 1965)

HOMETOWN:Clinton, La.

HIGH SCHOOL:Silliman Institute ('84)

ALMA MATER:..... Troy ('89)
.....B.S. in Mathematics Education

PLAYING CAREER:..... Troy ('86-88)

WIFE:..... Pamela

CHILDREN:..... K.D., Caitlin
.....Christina and Kiley

COACHING CAREER:

Troy **2008-pr.**
Co-Offensive Coord. / Inside Receivers ... 2015-pr.
Offensive Coord. / Inside Receivers 2010-14
Inside Receivers 2008-09
North Alabama (Off. Coordinator)..... 2002-07
Tulsa (Tight Ends/Special Teams)..... 2001
SW Miss. JC (Head Coach)..... 1999-2000
SW Miss. JC (Asst. Coach)..... 1997-98
Dr. Phillips, Fla., HS (Head Coach) 1995-97
Nicholls State 1993-94
Offensive Coordinator 1994
Quarterbacks/Receivers..... 1993
Apopka, Fla., HS (Asst. Coach)..... 1990-92
Jackson, La., HS (Off. Coordinator)..... 1989

BOWL HISTORY:

2008 New Orleans..... Southern Miss L, 27-30
2010 GMAC..... Central Michigan..... L, 41-44
2010 New Orleans..... Ohio W, 48-21

The mastermind of one the top offenses in the NCAA, Kenny Edenfield returns for his ninth season at Troy and seventh as the offensive coordinator. Edenfield also coaches the inside receivers.

Troy has ranked in the top 17 in the country in total offense twice during his tenure as the offensive coordinator and in the top 27 in five of his eight seasons on the Troy staff.

The Trojans have led the Sun Belt Conference in passing yards in four of the last seven seasons (three-of-six under Edenfield) and have ranked eighth, 13th, 16th and 11th nationally.

During his time as the offensive coordinator, Troy players have set single-season school records in passing attempts (twice), passing completions, completion percentage, receptions and receptions/game. Trojan players have also posted top three single-season totals in passing yards, passing touchdowns, passing yards per game, receiving yards, total offense and all-purpose yards.

Brandon Burks became the second 1,000-yard rusher during Edenfield's reign as offensive coordinator after he finished the 2015 season with 1,005 yards on the ground in addition to seven touchdowns.

Edenfield continued his tradition of coaching record-setting quarterbacks as Brandon Silvers etched his name in the NCAA record book in 2014 for the highest completion percentage by a freshman in NCAA history. Silvers completed 70.5 percent of his passes to break former Oklahoma quarterback Sam Bradford's mark of 69.5 percent.

Quarterback Corey Robinson set the NCAA record for completion percentage (30 att.) with a 30-for-32 game against UAB in 2013 and became the fifth player in NCAA history to throw for over 3,000 yards and accumulate 3,000 yards of total offense in four different seasons. Robinson left Troy with 11 Troy and Sun Belt Conference records, while wide receiver Eric Thomas left campus as the Sun Belt's all-time leader with 29 career touchdown receptions.

The Trojans finished 11th nationally in 2012 after averaging a school record 498.8 yards per contest. Troy finished eighth in the NCAA averaging 331.5 passing yards per game and the offensive line was 25th with just 1.25 sacks allowed per game.

The 2012 Trojans shredded a pair of SEC defenses as Edenfield's unit torched Tennessee for 721 yards and Mississippi State for 572 yards. It was the most yards ever allowed by a Tennessee team in the history of the school and the second most allowed by a Dan Mullen team at Mississippi State. Troy's tally at Tennessee was the most allowed by an SEC team in 2012 and the Mississippi State total was the sixth most allowed.

In 2011, Troy continued its dominance through the air, as the Trojans finished second in the Sun Belt with 291.3 passing yards per game. Robinson led the league in passing, as the signal caller passed for 3,411 yards and 21 touchdowns. Under Edenfield in 2009, Jerrel Jernigan became the fourth receiver in Troy history to record more than 1,000 yards in a season.

In 2010, Edenfield's first as offensive coordinator, the Trojans averaged 453.5 yards per game in total offense. Not only did they put up impressive yardage numbers, but the Trojans scored an average of 34.1 points per game; scoring 30 or more points 10 times - including four games of 40+ points. Corey Robinson was named Freshman of the Year as he averaged 286.6 yards passing per game in Edenfield's offense.

He spent the six previous seasons as the offensive coordinator at North Alabama, where he helped direct one of the most productive offenses in NCAA Division II. The Lions broke scores of school records and ranked among the offensive leaders in both the Gulf South Conference and Division II annually. Edenfield helped lead UNA to two conference championships and four NCAA playoff berths in his six years at the school - including an overall 54-19 record.

In 2007, UNA went 10-2 and reached the quarterfinals of the Division II playoffs for the fourth time in five years. With a number six national ranking in the final Division II poll, UNA also ranked in the final Top 10 poll for Division II for the fourth time since 2003. North Alabama quarterback A.J. Milwee was a national finalist for the Harlon Hill Trophy as the Division II Player of the Year.

In 2006, North Alabama went 11-1, won the Gulf South Conference championship and advanced to the quarterfinals of the NCAA Division II playoffs. In 2005, Edenfield directed a UNA offense that paved the way to an 11-3 record. The Lions broke 28 offensive records and advanced to the semifinals of the NCAA Division II playoffs. From that team, six Lions were named NCAA Division II All-Americans - including Harlon Hill Trophy finalist Anthony Merritt.

In 2003, Edenfield guided the Lions to a 13-1 record, a Gulf South Conference championship and a semifinal berth. Along the way, UNA broke 11 school team records and 20 individual records, while producing the Harlon Hill Trophy winner in quarterback Will Hall.

Edenfield is a native of Clinton, La. He and his wife Pamela have a son KD and daughters Caitlin, Christina and Kiley. KD is currently a member of the Troy coaching staff as a graduate assistant following a four-year playing career for the Trojans.



BAM HARDMON

SECOND SEASON

DEFENSIVE LINE

 @HARDMON_COACH

HARDMON FILE

AGE:35 (Jan. 7, 1981)

HOMETOWN: Jacksonville, Fla.

HIGH SCHOOL:Edward White HS ('99)

ALMA MATER: Florida ('03)
..... B.S. in Sociology

MASTER'S DEGREE: Illinois ('11)
..... M.S. Organizational Leadership

PLAYING CAREER: Florida ('99-02)
..... Miami Dolphins (2003)
..... Seattle Seahawks (2004)
..... Cologne Centurions [NFL Europe] (2004)
..... Tampa Bay Buccaneers (2005)
..... Hamburg Sea Devils [NFL Europe] (2006-07)

WIFE: Danerica

CHILDREN: Bryson

COACHING CAREER:

Troy (Defensive Line) **2015-pr.**
Idaho (Defensive Line) 2013-14
Charleston Southern (OLB/Special Teams) 2012
Illinois (Graduate Assistant) 2008-11

BOWL HISTORY:

2010 Texas Baylor W, 38-14
2011 Kraft Fight Hunger UCLA W, 20-14

Byron 'Bam' Hardmon, an All-SEC linebacker and three-year NFL veteran, begins his second season as Troy's defensive line coach.

In his first season, Hardmon helped transform the Troy defense into one of the top units in the Sun Belt Conference and the country.

The Trojans finished the 2015 season with the second-best turnaround nationally in opponent 3rd-down percentage (14.62 percent), the fourth-best turnaround in yards per play allowed (-1.13), the fifth-best improvement in tackles for loss per game (2.59) and 16th-best improvement in total defense (-62.7).

Troy scored five defensive touchdowns, the third most in the country and most by a Troy team since 2004, and finished fifth in the country with 13 fumble recoveries. The Trojans forced 16 turnover over the final six games of the season after just three in the first six games.

Bandit Tyler Roberts earned first team All-Sun Belt honors and finished sixth nationally with 1.55 tackles for loss per game, while ranking 41st nationally with 0.64 sacks per game.

Hardmon joined the Troy staff after two seasons as the defensive line coach at Idaho. While with the Vandals, Hardmon helped transform defensive tackle Quayshawne Buckley into a force behind the line of scrimmage. In 2014, Buckley ranked 17th nationally with 1.4 tackles for loss per game after checking in at 25th in the country following the 2013 season.

The native of Jacksonville, Fla., was a four-year letterwinner as a linebacker at Florida and was the team's captain in 2002 as a senior. During that season, Hardmon was named second team All-SEC and helped lead the Gators to the Outback Bowl. Hardmon not only excelled on the field but also off it as well. He was a three-time Academic All-SEC honoree and won the Betty Capaldi GPA Award. He ranked second in the SEC and fourth in the nation in tackles and set a Florida single-season tackle record. Hardmon also won Florida's coveted Ferguson Leadership award in 2002.

Hardmon spent the 2003-06 seasons on three NFL rosters: the Miami Dolphins (2003), the Seattle Seahawks (2004) and the Tampa Bay Buccaneers (2005). He also played three seasons in NFL Europe, winning a World Bowl title in 2007 with Hamburg.

Hardmon returned to football in 2009 after two years in the private business sector. He worked as the co-owner of S & S Trucking in Jacksonville, Fla., while also establishing a very successful real estate career.


He spent three seasons (2009-11) as a graduate assistant at Illinois, including the final two years under Vic Koenning, who is Troy's defensive coordinator.

In 2011, Hardmon helped tutor a defensive line that broke the school record with 41 sacks and ranked fourth nationally in tackles for loss (7.9 per game) and sixth nationally in sacks (3.2 per game). Defensive end Whitney Mercilus had a breakout year, earning consensus first team All-America honors after leading the nation in sacks (16.0) and forced fumbles (9). Mercilus was drafted in the first round of the 2012 NFL Draft by the Houston Texans.

Hardmon helped guide a budding star in 2010 in defensive tackle Corey Liuget, who was a first-round pick of the San Diego Chargers in the 2011 NFL Draft. Liuget and Akeem Spence combined for 108 tackles, the most by a pair of Illini defensive tackles since 1993, and Phil Steele and Rivals.com named Spence a Freshman All-American.

Prior to his stint at Idaho, Hardmon served as the special teams coordinator and outside linebackers coach at Charleston Southern. Hardmon helped transform the Buccaneers from an 0-11 team to the prior year to a 5-6 squad.

Hardmon graduated from the University of Florida in 2003 with a degree in sociology and earned his master's degree in organizational leadership from the University of Illinois in 2011. He is married to the former Danerica Wright and the couple has one son, Bryson (2).



VIC KOENNING

FOURTH SEASON

DEFENSIVE COORDINATOR / SAFETIES

@COACHVIC_TROY



KOENNING FILE

AGE: 56 (Feb. 26, 1960)

HOMETOWN: Owasso, Okla.

HIGH SCHOOL: Owasso HS ('78)

ALMA MATER: Kansas State ('83)
..... B.A. CommunicationsMASTER'S DEGREE: Memphis ('88)
..... M.A. Athletics AdministrationPLAYING CAREER: Kansas State (1979-82)
..... Denver Broncos (1983)
..... Oklahoma Outlaws [USFL] (1984-85)
..... Green Bay Packers (1986)

WIFE: Tracey

CHILDREN: Kimberly, Brady, Camden, Jackson

COACHING CAREER:

Troy (Defensive Coordinator / Safeties) 2015-pr.

North Carolina (Defensive Coord. / Safeties) 2012-14

Illinois 2010-11

Interim Head Coach 2011

Defensive Coordinator 2010-11

Kansas State (Co-Defensive Coord./DB) 2009

Clemson (Defensive Coord. / DB) 2005-08

Troy (Defensive Coordinator) 2003-04

Wyoming 1997-02

Head Coach 2000-02

Defensive Coordinator 1997-99

Memphis 1986-96

Defensive Backs 1991-96

Graduate Assistant 1986-90

BOWL HISTORY:

2004 Silicon Valley Northern Illinois L, 21-34

2005 Champs Sports Colorado W, 19-10

2006 Music City Kentucky L, 20-28

2007 Chick-fil-A Auburn L, 20-23

2010 Texas Baylor W, 38-14

2011 Kraft Fight Hunger ... UCLA W, 20-14

2013 Belk Cincinnati W, 39-17

The architect of some of the nation's best defenses over the past decade, Vic Koenning returns for his fourth overall season with the Trojans and second during his current stint. Koenning previously served as Troy's defensive coordinator from 2003-04.

His first season back at Troy produced one of the top defensive turnarounds in the country.

The Trojans finished the 2015 season with the second-best turnaround nationally in opponent 3rd-down percentage (14.62 percent), the fourth-best turnaround in yards per play allowed (-1.13), the fifth-best improvement in tackles for loss per game (2.59) and 16th-best improvement in total defense (-62.7).

Troy held opponents to 391.2 yards per game, an improved of 62.8 yards from the previous season and the first time under 400 yards since the 2008 season.

Troy scored five defensive touchdowns, the third most in the country and most by a Troy team since 2004, and finished fifth in the country with 13 fumble recoveries. The Trojans forced 16 turnover over the final six games of the season after just three in the first six games.

Bandit Tyler Roberts earned first team All-Sun Belt honors and finished sixth nationally with 1.55 tackles for loss per game, while ranking 41st nationally with 0.64 sacks per game. Linebacker William Lloyd debuted with 15 tackles in the opener at NC State; the most ever by a Troy player in his debut.

Koenning returned to Troy after spending the past three seasons as the assistant head coach for defense at North Carolina. The 28-year coaching veteran also coached safeties and inside linebackers during his tenure in Chapel Hill.

Following a dominating run at Troy that led to the school's first bowl appearance, Koenning produced four top-16 defenses at Clemson from 2005 to 2008 and orchestrated a pair of extreme turnarounds at Kansas State and Illinois. While at Clemson, he accomplished something no other Tiger defensive coordinator had achieved in the school's history as each of his four defenses finished in the top 25 in scoring, total defense and pass efficiency defense.

Troy's Koenning-led defense finished the 2004 season ranked sixth nationally in pass efficiency (100.6), eighth in rushing (100.9), 10th in scoring (16.7) and 16th in total defense (311.0). In the second game of the year, the Trojans defeated No. 19 Missouri as Koenning's defense pitched a shutout over the game's final 52 minutes.

He left Troy in 2005 to become the defensive coordinator at Clemson and had immediate success as the Tigers finished 11th in the nation in scoring defense (17.6) in his first season. Koenning developed several Clemson players who went on to play in the NFL. In 2006, cornerback Tye Hill was a first round pick, while defensive end Gaines Adams was the No. 4 overall selection in 2007. Defensive end Phillip Merling was the No. 32 overall selection of the 2008 draft by Miami.

The 2007 defensive performance might have been the best of his tenure at Clemson. The Tigers had just one player make first or second team All-ACC despite leading the ACC in pass defense and turnover margin, and finishing second in total and scoring defense. Clemson was ninth in the nation in total defense (307.0) and 10th in scoring defense (18.7).

In 2008, Clemson's defense led the ACC in scoring defense and ranked ninth in the nation by allowing just 16.6 points per game. The unit also was 12th in the nation in pass defense, 11th in pass efficiency defense, tied for eighth in interceptions and 16th in total defense.

Koenning left Clemson and spent one season at Kansas State under Bill Snyder and two seasons at Illinois under Ron Zook. He improved the Illini defense from 91st in the country to seventh in his two seasons. Illinois ranked fourth in the nation in pass defense, fifth in tackles for loss and ninth in sacks. Illinois defensive end Whitney Mercilus led the nation in sacks and was second in tackles for loss. Koenning led Illinois to a 2011 win over UCLA in the Kraft Fight Hunger Bowl as the team's interim head coach.

He helped Kansas State improve from 112th in the NCAA in rushing defense in 2008 to 16th in 2009, total defense from 117th to 40th and scoring defense from 110th to 48th. Kansas State allowed 140

yards fewer in 2009 than in 2008 and 12 points per game less than the previous year.

In 2012, North Carolina finished third in the nation in tackles for loss with more than eight per game.

Prior to his first stint at Troy, Koenning was the head coach at Wyoming from 2000-02 after three years as defensive coordinator. In 1997, Wyoming led the nation in interceptions and was second in sacks.

Koenning served as a full-time assistant coach working with the defensive backs at Memphis from 1991-96. His final year at Memphis was highlighted by a 21-17 upset of No. 6 Tennessee.

A three-year starter, team captain and 1983 graduate at Kansas State, Koenning was the recipient of the Paul Coffman Award, presented to the Wildcat who displays the most outstanding leadership.

Koenning and his wife Tracey have four children, Kimberly, Brady, Camden and Jackson.



JORDAN LESLEY

FIRST SEASON

DEFENSIVE TACKLES

 @COACHLESLEYTROY

LESLEY FILE

AGE: 34 (Dec. 15, 1981)

HOMETOWN: Fulton, Miss.

HIGH SCHOOL: Itawamba HS ('01)

ALMA MATER: Troy ('05)
..... B.S. in Sport Management

MASTER'S DEGREE: Troy ('07)
..... M.S. Sport Management

PLAYING CAREER: Troy ('00-04)

COACHING CAREER:

Troy (Defensive Tackles).....2016
East Mississippi CC (Defensive Coord.)2013-15
NW Mississippi CC (Defensive Coord./DL)2012
Kilgore College (Defensive Coord.)2011
Northwest Mississippi CC (Defensive Line)2010
Kilgore College (Linebackers)2007-09
Troy (Graduate Assistant)2006

BOWL HISTORY:

2006 New Orleans Rice W, 41-17

Former Trojan standout Jordan Lesley begins his first season as an assistant coach at Troy following three seasons as the defensive coordinator at East Mississippi Community College.

To say that Lesley's defenses at East Mississippi were dominant would be an understatement as the Lions won a pair of NJCAA National Championships during his tenure and twice held opponents to under 10 points per game over the course of a season.

Over his three years as defensive coordinator, East Mississippi allowed an average of just 10.3 points and 232.1 yards per game as the Lions posted a combined 32-1 record with national titles in 2013 and 2014. Additionally, the Lions tallied 149 quarterback sacks and 57 interceptions in his three seasons.

In his first season at East Mississippi, the Lions recorded an NJCAA-best 67 sacks and finished second nationally with 30 interceptions and by allowing just 9.8 points per game. The 2013 squad held opponents to just 144.3 passing yards and 74.2 rushing yards per game, while scoring eight touchdowns as a defensive unit.

In 2014, East Mississippi's defensive unit topped the NJCAA by allowing an average of only 7.6 points per game and ranked third with 58 sacks and 21 interceptions. The Lions posted five shutouts for the second consecutive year and went the entire nine-game regular season without allowing a rushing touchdown.

East Mississippi held opponents to just 58.5 rushing yards and 139.6 passing yards, while scoring 10 defensive touchdowns. Even more impressive, the Lions recorded 133 tackles for loss (11.1 per game), 58 sacks (4.8 per game), 21 interceptions (1.8 per game), and 14 forced fumbles.

The top three tacklers from that team – William Lloyd, Justin Lucas and Demetrius Cain – signed with Troy prior to the 2015 season and all played key roles in the Trojans impressive defensive turnaround in their first season with the Trojans.

In his final season at East Mississippi, the Lions held opponents to just 295.6 yards and 14.8 points per game. In nine games, East Mississippi allowed just five rushing touchdowns and recorded 24 sacks.

Heading into the 2016 National Signing Day, 25 East Mississippi defensive players under Lesley signed National Letters of Intent with four-year schools including Lorenzo Phillips (Florida State), Jarran Reed (Alabama), D.J. Pettway (Alabama), D.J. Jones (Ole Miss) and Christian Russell (Ole Miss).

Lesley joined the East Mississippi staff after six seasons at a pair of nationally prominent junior colleges. He spent the 2010 and 2012 seasons as the defensive line coach at Northwest Mississippi Community College around a pair of stints at Kilgore College, where he was the defensive coordinator in 2011 and the linebackers coach from 2007-09.


During his two seasons at Northwest Mississippi, Lesley was instrumental in helping guide the Rangers to an 8-2 record in 2012 and a 9-1 mark in 2010. The 2012 NWCC squad claimed the school's first bowl victory in 20 years and earned a No. 9 NJCAA final ranking. The 2010 Northwest team posted an undefeated regular season on the way to finishing with a No. 6 national ranking. Lesley's two seasons at Northwest helped produce four NJCAA All-Region 23 players on defense.

Lesley helped lead Kilgore to the 2007 Southwest Junior College Football Conference Championship en route to an appearance in the Heart of Texas Bowl. During his four seasons at Kilgore, Lesley helped direct the Rangers to three consecutive playoff appearances while helping tutor 11 players that went on to sign at four-year schools, including six NJCAA All-Americans.

He began his coaching career at Troy as a graduate assistant on the 2006 Sun Belt Conference championship team. The Trojans won seven of their last eight games that season, including a 41-17 victory over Rice in the New Orleans Bowl.

Lesley was a versatile player for the Trojans and was a key part of teams that successfully made the transition to the FBS ranks. A two-year starter at tight end, Lesley helped lead Troy to the 2004 Silicon Valley Bowl and was named a team captain.

A native of Fulton, Miss., Lesley was a three-time all-district performer at Itawamba Agricultural High School. He was selected to the 1999 Class 4A All-State Second Team as a senior.



MATT MOORE

THIRD SEASON

Co-Offensive Coordinator / Offensive Line

@MOORE1972MATT

MOORE FILE

AGE: 42 (Oct. 18, 1972)

HOMETOWN: Canton, Ga.

HIGH SCHOOL: Cherokee HS ('92)

ALMA MATER: Valdosta State ('96)
..... B.S. in Health & Physical Education

PLAYING CAREER: Valdosta State ('91-94)

WIFE: Kelly

CHILDREN: Tanner, Reece, Sutton

COACHING CAREER:

Troy (Co-Offensive Coord./OL)..... 2015-pr.
 Louisiana Tech (Offensive Line / Asst. HC) 2013-14
 Middle Tennessee (Offensive Line) 2012
 Texas Tech (Offensive Line) 2007-11
 Troy (Offensive Line) 2006
 North Gwinnett (Ga.) HS (Head Coach) 2003-05
 Hoover (Ala.) HS (Offensive Coord./OL) 1997-02
 Pickens (Ga.) HS (Head Coach) 1996

BOWL HISTORY:

2006 New Orleans Rice W, 41-17
 2007 Gator Virginia W, 31-28
 2008 Cotton Ole Miss L, 34-37
 2009 Alamo Michigan State W, 41-31
 2010 TicketCity Northwestern W, 45-38
 2014 Heart of Dallas Illinois W, 35-18

Matt Moore begins his second season as co-offensive coordinator and offensive line coach at Troy as he continues his second stint with the Trojans. Moore previously coached Troy's offensive line for one season in 2006.

During his first season back at Troy, Moore helped rebuild an offensive line that ranked 111th prior to his arrival. The Trojans finished the season 38th nationally in sacks allowed and second in the Sun Belt (excluding Georgia Southern, which runs the triple option); Troy allowed just 18 sacks after allowing 23 the previous year.

Additionally, Brandon Burks became just the eight 1,000-yard rusher in program history as he finished the 2015 season with 1,005 yards.

Moore returned to Troy after spending the previous two seasons as the assistant head coach and offensive line coach at Louisiana Tech.

Neal Brown and Moore teamed up in 2010 and 2011 at Texas Tech to produce one of the nation's top offenses. In 2010, Texas Tech finished seventh in passing (318.9), 15th in total offense (460.2) and 23rd in scoring (33.1). The following year the Red Raiders ranked seventh in passing (345.4), 13th in total offense (470.6) and 22nd in scoring (33.8).

In 2014, Moore helped lead a drastic improvement at Louisiana Tech during the staff's second year on the job. The Bulldogs won the Conference USA West Division and earned a trip to the Heart of Dallas Bowl after finishing 4-8 the previous season.

Behind Moore's offensive line, running back Kenneth Dixon rushed for 1,236 yards and a league-best 21 touchdowns. The Bulldogs finished second in Conference USA with just 16 sacks allowed (down from 30 the previous season) and third in scoring with 37.5 points per game (up from 19.2 the previous season).

Moore went to Louisiana Tech after spending a year at Middle Tennessee where the Blue Raiders posted an 8-4 record and upset ACC Coastal Division champion Georgia Tech.

The Blue Raider offensive line finished the season second in the nation in fewest sacks allowed while Middle Tennessee was 46th nationally in rushing with three different 100-yard rushers. Middle Tennessee topped the 200-yard rushing mark in five of the team's 12 games while Moore's unit paved the way for true freshman Jordan Parker to set a school freshman rushing record with 851 yards on the year.

A veteran of the high school and collegiate coaching ranks, Moore joined the Blue Raider staff after serving the previous five seasons as offensive line coach at Texas Tech, including two with Brown as the Red Raiders' offensive coordinator.

Moore's offensive lines at Texas Tech led the country in fewest sacks per pass attempt in 2007 and 2008. The Red Raiders allowed a sack once every 54 pass attempts in 2008 behind an offensive line that featured three All-Americans in Rylan Reed, Brandon Carter and Louis Vasquez. His 2007 unit allowed a sack once every 44 attempts.

Texas Tech won the NCAA passing title in 2007 as the Red Raiders averaged 470.3 yards per game through the air, while quarterback Graham Harrell led the nation in passing and won the Sammy Baugh Award as the country's top quarterback.

Behind Moore's offensive line, Texas Tech finished with 28 rushing touchdowns in 2008, which was the second-most in school history. The Red Raiders picked up another NCAA passing title that season as Harrell led an offense that accumulated 413.2 yards per game through the air. Harrell went on to win the Unitas Award and was fourth in Heisman voting at season's end.

Texas Tech averaged over eight wins per season during Moore's tenure and the Red Raiders played in four bowl games. Texas Tech won three of those bowl games – the 2008 Gator Bowl, 2010 Alamo Bowl and the 2011 TicketCity Bowl – with the lone loss coming in the Cotton Bowl during its 11-2 season in 2008.

Moore went to Texas Tech with one year of collegiate coaching experience at Troy in 2006. He helped lead the Trojans to an 8-5 record and a New Orleans Bowl victory over Rice.

Moore's stint on the collegiate level was preceded by successful runs as a coach at the high school level in Georgia and Alabama, where he quickly established himself as a top prep coach. During six seasons as offensive coordinator and offensive line coach at Hoover (Ala.) High School, Moore helped lead the Buccaneers to three consecutive Class 6A titles and a 77-7 record.

He began his coaching career at Pickens (Ga.) High School in 1996 and spent two seasons there before moving on to Hoover. Moore served as head coach at North Gwinnett (Ga.) High School before joining the staff at Troy.

A native of Canton, Ga., Moore played at Valdosta State, where former Texas Tech and current Washington State head coach Mike Leach was the offensive coordinator. He started 34 games during the 1991-94 seasons at left guard and was a first team All-Gulf South Conference selection as a senior.

Moore received his bachelor's degree from Valdosta State in health and physical education. He is married to the former Kelly Sears of Hickory Flat, Ga., and the couple has three daughters - Tanner, Reece and Sutton.



AL POGUE

THIRD SEASON

CORNERBACKS

 @COACHALPOGUE

POGUE FILE

AGE: 41 (Sept. 14, 1974)

HOMETOWN: Mobile, Ala.

HIGH SCHOOL: Williamson HS ('92)

ALMA MATER: Alabama State ('98)
..... B.S. Special Education

PLAYING CAREER: Alabama State (1993-96)
..... Birmingham Steeldogs (2000-02)

WIFE: Nikita

CHILDREN: Allison and Nasir

COACHING CAREER:

Troy (Cornerbacks) 2014-pr.
Auburn 2011-13
High School Relations 2013
Special Teams Quality Control 2012
Offensive Quality Control 2011
Carver HS (Head Coach) 2008-10
St. Jude HS (Head Coach) 2006-07
Sidney Lanier HS (Defensive Coord) 2003-05
Calhoun HS (Head Coach) 2002
Lee HS 1998-01
Defensive Backs 1998-00
Linebackers 2001

BOWL HISTORY:

2011 Chick-fil-A Virginia W, 42-23
2013 BCS Champ. Florida State L, 31-34

Longtime Alabama coaching veteran Al Pogue begins his third season coaching the Troy cornerbacks. Pogue has spent his entire 18-year career working in the state of Alabama, including three years at Auburn prior to joining the Troy staff.

The Troy secondary has been among the best in the country during his two seasons coaching the cornerbacks. The Trojans ranked 29th nationally against the pass in 2015 and 36th in 2014; the season prior to Pogue's arrival Troy ranked 123rd nationally. The Trojans have improved their pass defense by 113.6 yards per game over his two seasons on staff.

Overall, Troy's defense finished the 2015 season with the second-best turnaround nationally in opponent 3rd-down percentage (14.62 percent), the fourth-best turnaround in yards per play allowed (-1.13), the fifth-best improvement in tackles for loss per game (2.59) and 16th-best improvement in total defense (-62.7).

Troy scored five defensive touchdowns, the third most in the country and most by a Troy team since 2004, and finished fifth in the country with 13 fumble recoveries. The Trojans forced 16 turnover over the final six games of the season after just three in the first six games.


During Pogue's first season at Troy, the Trojans improved their pass defense by 105.7 yards per game from the previous season. Troy finished the 2014 season with 11 interceptions, which was the most by a Troy team since 2010.

Prior to coming to Troy, Pogue served as Auburn's Director of High School Relations after working on the field as a quality control assistant the previous two years. Prior to arriving at Auburn, Pogue spent 13 years as a high school coach in the state of Alabama.

At Auburn in 2011, Pogue served as an offensive quality control assistant under Gus Malzahn, who was the offensive coordinator at the time. In 2012, Pogue worked as a special teams quality control assistant for the Tigers.

During his tenure at Auburn, the Tigers played in the 2013 BCS National Championship game against Florida State, defeated Missouri in the 2013 SEC Championship Game and defeated Virginia in the 2011 Chick-fil-A Bowl.

Pogue, who spent 12 of his 13 years coaching in the high school ranks in Montgomery, Ala., was the head coach at Carver High School from 2008-10 where he produced the program's first-ever undefeated regular season in 2008. He was the head coach at St. Jude High School from 2006-07 after serving as the defensive coordinator for Sidney Lanier High School (2003-05).



Pogue's first head coaching position was at Calhoun High School in Lowndes County in 2002. He began his career coaching defensive backs at Lee High School (1998-01).

As a college football player at Alabama State from 1993-96, Pogue was a three-year starter at defensive back, earning All-America and All-SWAC honors at free safety; he began his career as a cornerback for the Hornets.

A native of Mobile, Ala., Pogue earned a bachelor's degree in special education from Alabama State in 1998. He and his wife Nikita, who also attended Alabama State, have two children, Allison (20) and Nasir (12).

SEAN REAGAN

EIGHTH SEASON

QUARTERBACKS / RUNNING BACKS



@COACHSEANREAGAN

REAGAN FILE

AGE: 38 (December 27, 1977)

HOMETOWN: Conyers, Ga.

HIGH SCHOOL: Salem HS ('96)

ALMA MATER: North Georgia ('08)

.....B.S. Physical Education/Leadership

WIFE: Elizabeth

CHILDREN: Heidi, Chloe

COACHING CAREER:

Troy 2011-pr.

Quarterbacks / Running Backs 2015-pr.

Quarterbacks 2011-14

Texas Tech (GA, Quarterbacks) 2010

Troy (GA, Quarterbacks) 2008-09

Monroe Area HS (Off. Coordinator) 2006-07

Chestatee High School (Off. Coordinator) 2004-05

Chestatee High School (Assistant Coach) .. 2002-03

Rockdale High School (Assistant Coach) ... 1998-01

BOWL HISTORY:

2008 New OrleansSouthern Miss.....L, 27-30

2010 GMACCentral MichiganL, 41-44

2010 Ticket CityNorthwesternW, 45-38

During his two-year graduate assistant stint at Troy, the Trojans won two Sun Belt Conference championships, including finishing undefeated in conference play in 2009.

He began his coaching career as an assistant coach at Rockdale (Ga.) High School where he served as a volunteer assistant coach in 1998. He then moved to an assistant coach at the varsity level in 1999, where he served as the running backs coach for the 6 AAA Region champions and the offensive coordinator for the ninth grade team. Reagan also served as the running backs coach for the varsity and offensive coordinator for the ninth grade team in 2000; before moving to the wide receivers/defensive backs coach in 2001.

Reagan left Rockdale for a position at Chestatee (Ga.) High School, where he helped in starting the football program at a newly established high school. He served as the varsity running back coach and junior varsity offensive coordinator in 2002, before moving to varsity wide receivers coach and junior varsity offensive coordinator in 2003.

In 2004, Reagan was promoted to offensive coordinator at Chestatee High School, while maintaining his role as wide receivers coach. In 2005, Reagan was the offensive coordinator/quarterbacks coach.

His final stop on the high school circuit came at Monroe (Ga.) Area High School where he served as the offensive coordinator for two years.

Reagan received his bachelor's degree in physical education/Leadership from North Georgia College and State University in 2008. Reagan is married to the former Elizabeth Ralston from Johns Creek, Ga., and the couple has two children, Heidi (8) and Chloe (6).

Quarterbacks and Troy University go hand-in-hand and Sean Reagan has had a huge part in the success of Troy's signal callers for seven years, including the last five as the quarterback coach. Beginning with the 2015 season, Reagan also starting coaching Troy's running backs.

Reagan has worked with three record-setting quarterbacks during his tenure at Troy in Levi Brown, Brandon Silvers and Corey Robinson.

Under his guidance, Robinson turned in one of the most impressive collegiate careers in NCAA, Sun Belt Conference and Troy history. Robinson left Troy with the school and league records in touchdown passes, attempts, completions and yards in addition to the career record for total offense.

Robinson is one of five players in NCAA history to throw for over 3,000 yards and accumulate over 3,000 yards of total offense in four seasons and he finished his career ninth in FBS history in passing yards. Robinson set the NCAA record for completion percentage (30 attempts) with a 30-for-32 performance against UAB in 2013 for which he was named the Capital One Player of the Week.

In 2014, Brandon Silvers etched his name in the NCAA record book for the highest completion percentage by a freshman in NCAA history. Silvers completed 70.5 percent of his passes to break former Oklahoma quarterback Sam Bradford's mark of 69.5 percent. Brown is Troy's single-season record holder for passing yards, completions and passing yards per game.

The Trojans have averaged 286.0 passing yards per game during his four seasons as the quarterback coach. In 2012, Troy threw for over 400 yards four times including a 528-yard outburst against Louisiana-Lafayette and 496-yard performance at Tennessee.

Reagan mentored Deon Anthony into an All-Sun Belt performer (all-purpose) in 2012 as Troy's backup quarterback. Anthony set the then Troy single-season record (broken by Silvers in 2014) by completing 69.9 percent of his passes (79-of-113) and was named the Allstate Sugar Bowl Manning Award Player of the Week.

In his first season coaching the running backs, Brandon Burks became Troy's eighth 1,000-yard rusher as he finished the season with 1,005 yards and seven touchdowns.

Reagan returned to Troy in 2011 as the full time quarterback coach after one season as a graduate assistant under Neal Brown at Texas Tech.

Reagan previously served on the staff of the Trojans as a graduate assistant in 2008 and 2009 when Brown was the offensive coordinator.

During his time at Texas Tech, Reagan assisted with the breakdown of opponents' defenses, and was responsible for the scouting report from week-to-week detailing information on the opponents.



JON SUMRALL

SECOND SEASON

LINEBACKERS / ASSISTANT HEAD COACH

 **@COACHJONSUMRALL**

SUMRALL FILE

AGE:33 (July 5, 1982)

HOMETOWN:Huntsville, Ala.

HIGH SCHOOL:.....Grissom HS ('01)

ALMA MATER:.....Kentucky ('05)
.....B.S. Finance

PLAYING CAREER:.....Kentucky (2002-04)

WIFE:.....Ginny

CHILDREN:.....Samuel, Sadie, Stella

COACHING CAREER:

Troy (Linebackers/Asst. HC) 2015-pr.

Tulane 2012-14

Co-Defensive Coordinator/LB 2014

Co-Defensive Coordinator/DL 2012-13

San Diego 2007-11

Defensive Coordinator / Linebackers 2010-11

Defensive Line 2007-09

Kentucky (Graduate Assistant) 2005-06

BOWL HISTORY:

2006 Music City Clemson W, 28-20

2013 New Orleans UL Lafayette L, 21-24

During his final season with the Toreros, Sumrall was promoted to assistant head coach.

In 2011, the Toreros chalked up a 9-2 campaign including a 7-1 conference mark. The squad ranked 15th nationally in run defense (113 ypg), 13th in pass efficiency defense, fourth in sacks (3.64 spg), and 16th in third-down defense (32.2 percent).

The San Diego defense had numerous players receive accolades. Defensive end Blake Oliaro was named Pioneer Football League (PFL) Defensive Player of the Year, Associated Press Football Championship Subdivision (FCS) second team All-American and first team all-conference.

In Sumrall's first season as defensive coordinator in 2010, the defense ranked first in scoring defense (16.1 ppg), total defense (265 ypg), run defense (67.1 ypg), and third-down defense (31.7 percent) in league play, and was also ranked second in pass defense (197.9 ypg).

Following the 2010 season, defensive end Mario Kurn was named a Ted Hendricks Award finalist, Buck Buchanan Award Finalist, first team All-American by Phil Steele and The Sports Network, second team All-American by the Associated Press and first team all-conference.

In 2007 Sumrall coached defensive end Eric Bakhtiari, who was a 2007 Walter Camp first team All-American and an Associated Press first team All-American. Bakhtiari also earned honors as a finalist for the Ted Hendricks Award and as the PFL Defensive Player of the Year. Bakhtiari finished the season with 76 tackles, 24.5 tackles for loss and an FCS-best 20 sacks.

Sumrall spent two seasons (2005-06) serving as the defensive graduate assistant at his alma mater, the University of Kentucky.

As a collegiate player, Sumrall was a three-year letterman at middle linebacker for Kentucky from 2002-04. He started every game as a senior and led the Wildcats with 72 tackles. Sumrall was a two time all-state performer and a four-year letterman at Grissom (Ala.) High School.

A native of Huntsville, Ala., Sumrall completed his bachelor's degree in finance in 2005 and has completed coursework on a master's degree in sports leadership.

Sumrall is married to the former Ginny Nixon of Huntsville, and the couple has two-year-old twins, Samuel George and Sadie Gayle, and welcomed a new baby, Stella, born June 16, 2016.

Jon Sumrall begins his second season as the assistant head coach at Troy University. Sumrall works with Troy's linebackers and will serve as the special teams coordinator beginning with the 2016 season.

In his first season, the Trojans finished the year with the second-best turnaround nationally in opponent 3rd-down percentage (14.62 percent), the fourth-best turnaround in yards per play allowed (-1.13), the fifth-best improvement in tackles for loss per game (2.59) and 16th-best improvement in total defense (-62.7).

Troy held opponents to 391.2 yards per game, an improved of 62.8 yards from the previous season and the first time under 400 yards since the 2008 season.

Troy scored five defensive touchdowns, the third most in the country and most by a Troy team since 2004, and finished fifth in the country with 13 fumble recoveries. The Trojans forced 16 turnover over the final six games of the season after just three in the first six games.

Linebacker William Lloyd debuted with 15 tackles in the opener at NC State; the most ever by a Troy player in his debut. Lloyd would go on to be named to the Sun Belt Conference All-Newcomer Team.


Sumrall joined the Troy staff after spending the previous three seasons as the co-defensive coordinator at Tulane.

Sumrall's defense was a crucial part of Tulane's run to the New Orleans Bowl in 2013 as the Green Wave finished second in the nation with 35 forced turnovers. It was Tulane's first bowl game since 2002 and just its third since 1988. Tulane finished fourth nationally with 16 fumble recoveries and sixth with 19 interceptions that year.

In addition to ranking among the nation's best in forcing turnovers, Sumrall's 2013 defense finished 22nd nationally in total defense (352.1), 13th in sacks per game (2.92) and 11th in red zone defense (73.5 percent). That season he was named a finalist for FootballScoop Defensive Line Coach of the Year along with coaches from Michigan State, Stanford and Missouri.

Sumrall's defensive line had a fantastic year in 2013, as Julius Warmsley earned first team All C-USA honors after leading the team with 18.5 tackles for loss. In his first season at Tulane, Sumrall's defensive line accounted for 27.5 tackles for loss, including 13.5 sacks, recorded 11 quarterback hurries, forced four fumbles and recovered two.

Prior to his arrival at Tulane, Sumrall spent five seasons in various positions at the University of San Diego, including as the defensive coordinator during his final two seasons. He spent his first three seasons as the defensive line coach, recruiting coordinator and camp coordinator before assuming the defensive coordinator and linebackers coaching role in 2010.



CORNELIUS WILLIAMS

SECOND SEASON

RECEIVERS

 @COACHCWILL

WILLIAMS FILE

AGE: 28 (Sept. 6, 1987)

HOMETOWN: Hoover, Ala.

HIGH SCHOOL: Hoover HS ('06)

ALMA MATER: Troy ('10)
..... B.S. Sport & Fitness Management

PLAYING CAREER: Troy (2006-09)

WIFE: Kiley

CHILDREN: Ellis, Maverick

COACHING CAREER:

Troy (Receivers)..... 2015-pr.
UAB (Wide Receivers) 2014
Jacksonville State (Wide Receivers) 2013
North Alabama (Wide Receivers) 2012
Murray State (Wide Receivers) 2011
South Alabama (Graduate Assistant) 2010

BOWL HISTORY:

Cornelius Williams, who won four Sun Belt championships and helped lead Troy to three bowl games, begins his second season as an assistant coach at his alma mater coaching the wide receivers.

In his first season at Troy, the offense improved its per-game averages in scoring (6.1) and passing yards (42.0), in passing touchdowns (9), total offensive touchdowns (5), penalty yards per game (-2.2), sacks allowed (-5), red zone scoring (8 percent), first quarter scoring (57) and third quarter scoring (34).

Additionally, Teddy Ruben earned second team All-Sun Belt honors after ranking second in the league in touchdown receptions and third in receiving yards.

The Trojans began to click offensively as the season progressed as they averaged 36.0 points over the final six games of the season with three 40-point games. Troy scored 144 points over a three-game stretch against New Mexico State, Appalachian State and ULM -- the most in a three-game period by a Troy squad since 1993.

Neal Brown, who was an assistant coach at Troy from 2006-09, coached Williams throughout his career at Troy. Williams was a four-year letterman for the Trojans and helped lead Troy to a combined 26-3 Sun Belt Conference record. He finished his Trojan career with 63 receptions for 764 yards and seven touchdowns.

Williams made his return to Troy after spending the previous two seasons as the wide receivers coach on Bill Clark's staffs at UAB (2014) and Jacksonville State (2013).

UAB averaged 33.2 points and 431.8 yards of total offense in Williams' lone season coaching the Blazers, both totals were good for fourth in the offense-heavy Conference USA; wide receiver J.J. Nelson was a fifth round selection of the Arizona Cardinals in the 2015 NFL Draft. Williams and the Jacksonville State offense had similar success as the Gamecocks averaged 442.5 yards of total offense and 35.2 points per game, good for second in the Ohio Valley Conference.

Williams helped orchestrate a monumental turnaround at Jacksonville State as the Gamecocks went from a 6-5 team prior to his arrival to advancing to the FCS Quarterfinals. The Gamecocks, who upset No. 6 McNeese State in the second round of the playoffs, finished the season 11-4 and ranked No. 10 in the final The Sports Network FCS Top 25 Poll. Additionally, wide receiver Josh Barge earned freshman All-America honors following the season.

Prior to Jacksonville State, Williams coached the wide receivers at North Alabama in 2012 and Murray State in 2011. In 2011, Murray State led the Ohio Valley Conference in scoring offense at 37.1 points per game, total offense with 460.9 yards per game and passing offense with 308.6 yards per game.

Williams was an offensive graduate assistant coach at South Alabama in 2010, while Clark ran the South Alabama defense. In his only season with the Jaguars, he was part of a South Alabama offense that finished with a perfect 10-0 record and averaged 439 yards and 41.3 points per game.

A standout at Hoover High School, Williams helped lead the Buccaneers to four consecutive Alabama 6A state championships and a combined 56-3 record. He was named all-state his senior year after setting a school record with 77 receptions for 1,300 yards and 18 touchdowns. He was selected to play in the Alabama-Mississippi All-Star Game and was ranked 16th in The Birmingham News' Super Seniors.

Williams graduated from Troy University in 2010 with a degree in sport and fitness management. He is married to the former Kiley Miller from Little Rock, Ark., and the couple has one daughter, Ellis (1), one son, Maverick (born January 8, 2016).





TODD WATSON

**DIRECTOR OF FOOTBALL OPERATIONS /
DIRECTOR OF HIGH SCHOOL RELATIONS
SECOND SEASON**

Todd Watson, one of the state of Alabama's most successful high school coaches, begins his second season as Troy's director of football operations and director of high school relations.

Watson compiled an 80-36 record in 10 seasons as the head coach at Foley High School and developed a number of players who went on to play at the collegiate and professional levels. Included in that group is Atlanta Falcons wide receiver Julio Jones, Carolina Panthers safety Robert Lester and San Diego Chargers offensive tackle D.J. Fluker.

A native of Mobile, Ala., Watson spent five seasons (2000-04) as the defensive coordinator at Hoover High School where he helped lead the Buccaneers to a 70-4 record and four Alabama 6A state titles. He compiled a 24-2 record in two seasons (1998-99) as the defensive coordinator at Bryant High School after five years (1993-97) as an assistant coach at Alba High School.

Watson's teams at Foley made the playoffs each of the 10 years he was at the helm of the program and reached the third round of the playoffs twice. He guided his team to a 16-14 victory over rival Daphne in 2007 in a game that was televised live by ESPN.

A 1993 graduate of the University of Mobile with a bachelor's degree in health & physical education, Watson is married to the former Christie Mallory of Mobile. The couple has two daughters, LeighAshton (20), who is currently a junior at Troy, and Micah (12).



RAFAEL HORTON

**STRENGTH & CONDITIONING COACH
SECOND SEASON**


Rafael Horton begins his second season as Troy's football strength & conditioning coach after two years at the University of Kentucky.

Before Kentucky, Horton spent five years at Fort Valley State University. He served as an assistant strength and conditioning coach and linebacker coach for one year before being promoted to the strength and conditioning coordinator. As head of the department, he was responsible for supervising the strength and conditioning staff for all 11 varsity sports and cheerleading. He was also the university's fitness instructor, developing fitness programs to help promote a healthier lifestyle for students, faculty and staff members.

In 2011, he created his own company, Grindtime Fitness and Performance, in which he provides personal training services. He has trained several professional athletes, including NFL players Jason Thompson (Green Bay Packers), Marquette King (Oakland Raiders), Dionte Dinkins (St. Louis Rams), Ricardo Lockette (San Francisco 49ers), Narda Williams (Detroit Lions) and Darnell Burks (New York Giants).

Horton has certifications with the United States Association of Weightlifting in sports performance, the National Academy of Sports Medicine as a performance enhancement specialist and the National Association of Speed and Explosion.

The Barnesville, Ga., native received his bachelor's degree in criminal justice from Fort Valley State in 2010 and his master's degree in exercise science from California University of Pennsylvania in 2011.



BRIAN BENNETT

**DIRECTOR OF PLAYER PERSONNEL
SECOND SEASON**

Brian Bennett begins his second season as the director of player personnel for the Trojans following stints at Florida, Texas and Louisville under current Texas head coach Charlie Strong.

Bennett's efforts helped Troy land one of its top recruiting classes in program history. The first full recruiting class under head coach Neal Brown ranked second in the Sun Belt by both 247Sports and Scout.

The Mobile, Ala., native has an impressive string of six straight bowl appearances (2009-14) on his resume as a quality control specialist, graduate assistant or student assistant coach.

Bennett joined the Troy staff following one season as a defensive quality control coach at Texas. He worked with the Longhorn defensive ends and linebackers in addition to helping with the coaching staff's transition from Louisville to Texas.

He spent the previous four seasons at Louisville as a graduate assistant (three years) and student assistant coach on the defensive side of the football. The Cardinals posted a combined 23-3 record over his final two seasons with victories in the 2012 Sugar Bowl and 2013 Russell Athletic Bowl.

Bennett first joined Strong as a student assistant coach at Florida in 2009 after two years as a student assistant coach at Birmingham Southern. He moved into the coaching ranks after an injury ended his playing career during his freshman season at Birmingham Southern.

Bennett earned his bachelor's of science in psychology from Louisville in 2001 and his master's of science in sports administration from Louisville in 2013.



JAMAAL SMITH

**DIRECTOR OF PLAYER DEVELOPMENT
10TH SEASON**

Jamaal Smith begins his first season as Troy's director of player development after he served as Troy's director of football operations during the 2013-14 seasons and as the assistant director of player development in 2015.

Smith, who is currently in his 10th year working with the Troy football program, was a wide receiver for the Trojans from 2001-04. He returned to Troy as a graduate assistant in 2007 and worked with the Trojan wide receivers and running backs.

The Atlanta, Ga., native spent three years as the football video coordinator before taking over duties as the director of operations in Sept. 2013. Smith received his master's degree from Troy in sport management in 2009.

BRIAN ALEWINE ACADEMIC ADVISOR

Brian Alewine joined the Troy Athletics staff in 2013 as an Academic Enhancement Coordinator in the office of Student-Athlete Services. Alewine serves as the primary advisor for the Troy men's and women's track & field programs and the men's golf program.

A native of Florida, Alewine spent three years as an advisor and supervisor at eTroy before joining the Athletics Department staff. He served on the Sr. Vice Chancellors retention task force committee and is currently an adjunct instructor at Troy.

Alewine earned both his bachelor's degree in social science/psychology (2007) and his master's degree in athletic administration (2010) at Troy. He worked as a staff assistant in the Student-Athlete Services office from 2009-10, while he completed his master's degree. Alewine taught world history and coached at the high school level before returning to Troy.

Alewine is a member of National Association of Academic Advisors for Athletics, North American Society for Sport Management and Pike County Young Professionals.

He is married to the former Krisha Corley and the couple has two sons Jace (9) and Cade (1).

CODY ASH SENIOR ACADEMIC ADVISOR

Cody Ash is beginning his second year with the Troy Athletics Department and sixth overall at Troy University. Prior to joining Athletics, Ash served as the Director of IMPACT in the Troy Admissions office.

Ash is the secondary point of contact for all administration within the Trojan Academic Center. Working predominantly with the Troy football program, his primary duties include: developing graduation plans, organizing study groups, and maintain the academic goals and standards necessary for success.

Ash received his bachelor's degree in English from Troy in 2009. During his time at Troy as a student he was also involved with Student Government, Trojan Ambassadors and FarmHouse Fraternity.



TREY DUNBAR

**ASSISTANT DIRECTOR OF OPERATIONS /
ON-CAMPUS RECRUITING
SEVENTH SEASON**

Trey Dunbar begins his first season as the assistant director of operations for the Trojans. He is responsible for Troy's on-campus recruiting efforts. Dunbar served as the director of player personnel during the 2015 season.

Dunbar spent the 2014 season as an offensive analyst and the three prior seasons as a graduate assistant on the defensive staff. Dunbar began as an intern in the strength & conditioning program in 2010.

A native of Opp, Ala., Dunbar played baseball and football at Opp High School before attending the University of Alabama where he received a degree in exercise and sport science in 2010. He was on staff for Alabama's 2009 BCS National Championship team.

Ash is a proud Troy community member, an advisor for FarmHouse Fraternity, and is a member of the First Baptist Church of Troy.

SANDY ATKINS SR. ASSOCIATE ATHLETICS DIRECTOR / SWA

Sandy Atkins, who joined the Troy staff in 2001, serves as the Senior Associate Director of Athletics and Senior Woman Administrator (SWA).

Atkins joined the Troy Athletics Department as its Director of Compliance in Dec. 2001, and was named Senior Woman Administrator in 2003. She was promoted to Associate Director of Athletics for Compliance in 2004, and later promoted to the Associate Director of Athletics for Internal Affairs in 2007. Atkins received her current title of Senior Associate Athletics Director in the summer of 2014 and was named the interim Athletics Director in the summer of 2015 after the departure of John Hartwell.

Atkins was inducted into the Troy University Sports Hall of Fame in the summer of 2016.

A native of Sweet Water, Ala., and a 1995 graduate of Troy with a bachelor's degree in marketing, Atkins returned to her alma mater following a two-year stay as Assistant Director of Compliance at the Southeastern Conference office in Birmingham.

At Troy, Atkins oversees the internal workings of the 16-sport program. She is directly responsible for the department's sports programs, the support staff, oversees the business office and the compliance and academic portion of the department.

Her other responsibilities include: working with head coaches in all programs to coordinate scheduling; coordinating the development and monitoring of budgets for all sports and the overall athletics department budget; assisting in the formulation, implementation and enforcement of departmental policies; strategic planning for the athletics department; and serving as the second in command for all athletics department affairs.

Atkins also coordinates all major reports for the department, such as the Equity in Athletics Disclosure Act (EADA), Title IX Compliance Report, NCAA Graduation Rate, SACS Accreditation, APR and NCAA Certification.

While at Troy from 1993-95, Atkins played two seasons on the Trojans softball team, earning All-Conference honors both years. She also played two seasons at Shelton State Community College in Tuscaloosa, earning all-conference honors both seasons and All-America honors as a sophomore in 1993.



TONY FERRANTE

ASSOCIATE ATHLETICS DIRECTOR

Tony Ferrante is in his 19th year working in the Athletics Department at Troy University and was promoted to Associate Athletics Director in the summer of 2014.

Ferrante oversees operations in the equipment and video rooms, directs event management, and serves as the facility coordinator for all athletics department venues. In addition, Ferrante works closely with the football staff coordinating team travel.

Ferrante, a native of Parma, Ohio, came to Troy in the fall of 1998 from Indiana University, where he served as an intern with the football team. He spent the summer of 1996 as an intern with the Baltimore Ravens.

While pursuing his undergraduate degree at the University of Cincinnati, Ferrante worked as a student manager from 1995 to 1998. During this time, he worked closely with the football and baseball teams.

MIKE FRIGGE

ASSISTANT ATHLETICS DIRECTOR

OPERATIONS & TECHNOLOGY

Mike Frigge serves as the Assistant Athletic Director for Event Management, Promotions and Technology. Frigge handles all aspects of in game fan engagement, including video board content, music and on field promotions. He is the event manager for volleyball and baseball and is the secondary contact for football.

Prior to his role as Assistant AD, Frigge was the football video coordinator, managing weekly highlight films, opponent film exchange and the capturing of all Troy games and practices.

Frigge joined the staff after serving one year as the Director of Photo and Video at Cincinnati, where he also earned his bachelor's degree in communications. During his undergraduate years at Cincinnati, Frigge served as a football student manager as well as a student assistant in game operations and technology for the Bearcat department of athletics.

He was chosen as the 2016 Troy Athletics Staff Member of the Year by the Troy SAAC. He is also a current member of the Collegiate Event and Facility Management Association (CEFMA)

His wife Maria currently serves as the Director of Troy Abroad for the Troy University campus. The couple has 3 boys, Daniel (8), Alex (7) and Chris (5).

ALYSON GRAMLEY

HEAD ATHLETIC TRAINER

Alyson Gramley is beginning her 13th season as an athletic trainer for Troy University and her eighth season working directly with the football program. She was promoted to head athletic trainer in December 2015.

She also served as the athletic trainer for the volleyball team from 2005-07 and with the football program since 2008. She worked with the men's basketball program for 11 seasons before assuming her current role.

Additionally, Gramley spent the 2006-07 academic year assigned to the Alabama Sports Medicine Outreach Program, a program that is a joint effort between Troy and Dr. James Andrews' orthopedic group designed to assist area high schools.



Gramley earned her bachelor's degree in athletic training from Troy in 1999, then spent time teaching science at Pike Liberal Arts in Troy and Dixie Academy in Louisville, Ala.

Following her teaching stint, she returned to Troy as a graduate assistant in the athletic training department. While there she worked on her master's degree in education, which she earned in 2004.

Gramley and her daughter, Meredith, 18, reside in Troy.

JUDY MORGAN

FOOTBALL SECRETARY

Judy Morgan begins her 17th season as the administrative assistant for the Troy University football program. She has been with the athletic department for 20 years, spending her first three years as the department's administrative secretary.

Morgan's primary responsibilities include coordinating all events for head coach Neal Brown, working with assistant coaches in their recruiting efforts and maintaining the program's information database. She also coordinates the Trojan All-Stars, the official hostesses of the football program.

A life-long resident of Pike and Coffee counties, Morgan is a graduate of Zion Chapel High School and attended Wallace Business College. Morgan entered her 20th year of employment at Troy University in Nov. 2014. She also worked in the Department of Environmental Science and the Records Office.

Morgan resides in Troy, Ala., and is the proud mom of a son, Michael Morgan.

ADAM PRENDERGAST

ASSISTANT ATHLETICS DIRECTOR /

MEDIA RELATIONS

Adam Prendergast is in fifth season as the primary media contact for the Troy football program. He was promoted to Assistant Athletics Director for Media Relations in the summer of 2014.

Prendergast joined the Troy staff in Jan. 2012 following four and a half years as the director of media relations at the University of Louisiana at Monroe.

A native of State College, Pa., Prendergast graduated from Auburn University in 2003 with a degree in mass communications. During his undergraduate years at Auburn, he worked with Auburn's athletics media relations department in many facets.

After graduating from Auburn, Prendergast served as the sports information intern at Samford University in Birmingham, Ala., for one year. Following his stint at Samford, Prendergast began working at Spring Hill College in Mobile, Ala., a member of the NAIA, in the summer of 2004. Prendergast then spent two years as the assistant director of media services at Campbell University in Buies Creek, N.C.

He is a member of the College Sports Information Directors of America (CoSIDA) where he served on the Academic All-America Committee, the National Collegiate Baseball Writers Association and the Football Writers Association of America.

Prendergast wrote feature stories for the award-winning Auburn Football Illustrated game program and the award-winning Samford Football Game Program. He has been published in the Birmingham News, Birmingham Post-Herald, Auburn-Opelika News and The Over the Mountain Journal.

He was named the inaugural Chair of the Sun Belt Conference Sports Information Directors in the summer of 2014.

He is married to the former Kelley Smith of Birmingham, Ala. The couple has two children, Ethan (6) and Emma Kate (4).



STEVE STROUD SR. ASSOCIATE ATHLETICS DIRECTOR / EXTERNAL AFFAIRS

Steve Stroud joined the Troy staff as the Senior Associate Director of Athletics for External Affairs in April 2014.

Stroud joined the Troy staff following three years in a similar role at the College of Charleston where he was responsible for fundraising, sponsorship sales, marketing and promotions, ticket sales, operations and sport supervision. During his time at Charleston, both annual giving and sponsorship sales increased by more than 50 percent and the athletics department launched its first comprehensive fundraising campaign.

Prior to his stint at the College of Charleston, Stroud spent three and a half years as Associate Athletic Director at the University of Missouri-Kansas City.

Prior to his appointment in Kansas City, Stroud directed the annual giving program at the University of Memphis while serving as Assistant Director of Athletics. Stroud also served as the Assistant Director of Annual Giving at the University of Miami (Fla.), prior to the Hurricanes' move from the BIG EAST to the ACC.

A native of Marietta, Ga., Stroud earned a business degree from the University of Georgia in 2000 and completed his master's degree in sports administration from St. Thomas University in 2001.

He and his wife, Deirdre, have three children, Carter, Dashel and Hadley.

REBECCA WHETSTONE ASSISTANT ATHLETICS DIRECTOR / STUDENT-ATHLETE SERVICES

Rebecca Whetstone joined the Troy staff in January 2011 as a graduate assistant and was promoted to her role of Assistant AD/Student-Athlete Services in 2014 after serving as an academic advisor.

After graduating with her masters degree in counseling and psychology from Troy University, she transitioned to the role of academic advisor, overseeing the Trojan Tutor Center.

In her current role, Whetstone is responsible for managing the day-to-day operations of the Trojan Academic Center which houses approximately 400 Trojan student-athletes, while overseeing five academic advisors, a graduate assistant and an extensive tutoring staff. She also works directly with the Troy football, men's basketball and women's golf programs.

A member of the National Association of Academic Advisors for Athletics (N4A), Whetstone manages NCAA academic eligibility requirements for Troy's 16 sports programs.

Whetstone received her bachelor's degree from Brock University in St. Catharines, Ontario, Canada in sport management where she was a four-year captain for the women's basketball program. She and husband, Gunter, reside in Troy.


JAMES WRIGHT VIDEO COORDINATOR

James Wright begins his first season as the video coordinator for the Troy football team.

He joins the Troy staff after one season as a graduate assistant video coordinator at Jacksonville State.

Wright spent four years as student assistant in the football video department at South Alabama where he received his bachelor's degree in business administration in 2015.

The Slapout, Ala., native lettered in football, baseball, basketball, and soccer at Holtville High School.



CHUCK ASH
DIRECTOR OF
MEDICINE



CALEB CARBINE
ANALYST
SPECIAL TEAMS




BERNARD GOODRUM
GRADUATE ASSISTANT
STRENGTH




AARON HITCHCOCK
TROY SPORTS
PROPERTIES



RUSSELL MILLER
GRADUATE ASSISTANT
ATHLETIC TRAINING



TONY SPICUZZA
GRADUATE ASSISTANT
ATHLETIC TRAINING



TAYLOR BLUE
GRADUATE ASSISTANT
MEDIA RELATIONS



TIFFANY CHANDLER
CHEERLEADING
HEAD COACH



IAN GRIER
GRADUATE ASSISTANT
EQUIPMENT



WES JOHNSON
DIRECTOR OF
MEDIA RELATIONS



SANTI PINZON
DIRECTOR OF
COMPLIANCE



BEN THEBAUD
GRADUATE ASSISTANT
STRENGTH



GRACE BOLIN
GRADUATE ASSISTANT
MEDIA RELATIONS



KD EDENFIELD
GRADUATE ASSISTANT
DEFENSE



WEBB HAMILTON
GRADUATE ASSISTANT
DEFENSE



JUSTIN KOEWN
GRADUATE ASSISTANT
OFFENSE



RUSS SCHAFFER
GRADUATE ASSISTANT
MEDIA RELATIONS



FRED WALKER
ANALYST
OFFENSE



LEVI BROWN
GRADUATE ASSISTANT
OFFENSE



DALTON FULLER
EVENT MANAGEMENT
COORDINATOR



WHITNEY HARTSELLE
GRADUATE ASSISTANT
ADMINISTRATION



HANNAH MASON
ASSISTANT DIRECTOR
DEVELOPMENT



HELEN SHIREY
ADMINISTRATIVE
ASSISTANT



GARY WILBERT
DIRECTOR OF
DEVELOPMENT



Dr. Jack Hawkins, Jr., a native of Mobile, Alabama, was named Chancellor of Troy University Sept. 1, 1989. He earned his bachelor's and master's degrees from the University of Montevallo and his doctorate from the University of Alabama.

Upon completion of his bachelor's degree in 1967, Hawkins was commissioned a lieutenant in the U.S. Marine Corps and served as a platoon leader during the Vietnam War. For his combat duty, he received the Bronze Star, the Purple Heart and a citation from the Korean Marine Corps.

Hawkins has overseen an era of change and growth at TROY, as he led the merger of the worldwide Troy State University System into the unified Troy University, an initiative called "One Great University." More than \$250 million has been invested in capital improvements by the Hawkins Administration, including new academic buildings on all four of TROY's Alabama campuses. Chancellor Hawkins served as the catalyst for the University's evolution to an international institution, as TROY has attracted record numbers of students from other nations and established teaching sites around the world. During his tenure, academic standards for admission have been increased, new degree programs were established in all academic colleges, and intercollegiate athletics joined the highest level of NCAA competition.

Hawkins' professional background includes his service as an assistant dean at the University of Alabama at Birmingham (1971-1979) and as president of the Alabama Institute for the Deaf and Blind in Talladega (1979-1989).

In 1985, he was honored by the University of Montevallo as Distinguished Alumnus of the Year, and was the recipient of the 2003 All-American Football Foundation's "Top College President" Award. In 2005 he was inducted into the Hall of Fame of Murphy High School in Mobile, Alabama. In 2007 he was recognized as the "Alabama Citizen of the Year" by the Alabama Broadcasters Association. In 2011, Dr.

DR. JACK HAWKINS, JR.

UNIVERSITY CHANCELLOR

28TH YEAR

UNIVERSITY OF MONTEVALLO, '67

Hawkins was recognized with the Chief Executive Leadership Award presented by the Council for the Advancement and Support of Education (CASE) and as the March of Dimes River Region Citizen of the Year. In 2012 he received the Distinguished Public Service Award from the Secretary of the Air Force for his service on the Air University Board of Visitors from 2004-2012. In 2014 he was one of nine university presidents/chancellors worldwide—and the only one in North America—to receive the World Confucius Institute's Individual Performance Excellence Award.

Three buildings are named in his honor: the "Jack and Janice Hawkins Chapel" at the Alabama Institute for the Deaf and Blind, the "Hawkins-Adams-Long Hall of Honor" and "Jack Hawkins, Jr. Hall" which serves the College of Education of Troy University. Hawkins was profiled as part of two books published in 2004: "Above and Beyond: Former Marines Conquer the Civilian World" by Rudy Socha and Carolyn Darrow and "The Entrepreneurial College President" by James L. Fisher and James V. Koch.

Hawkins serves on the board of directors of the Daniel Foundation, Business Council of Alabama,

Better Business Bureau of Central Alabama, and Troy Bank and Trust Company, as well as the Board of Visitors of Marine Corps University. He is chairman of the Governor's Committee on Employment of the Disabled and past President of the Sun Belt Conference. He has served on the Board of Directors of the American Association of State Colleges and Universities (AASCU), as Chairman of the Council of University Presidents in Alabama (1999-2001), as President of the Southland Football League, and as chairman of the Air University Board of Visitors. He has also served as a trustee of Talladega College, the Helen Keller Eye Research Foundation, and the American Foundation for the Blind. He is a member of the Troy Rotary Club.

Dr. Hawkins' family includes his wife, Janice, and daughters Katie and Kelly. Katie is married to Capt. Dan Beall of the United States Air Force and the couple has a son, Noah and a daughter, Ellyotte. Kelly is an Assistant Alabama Attorney General and is married to Adam Godwin, a professional baseball coach with the Pittsburgh Pirates' organization, and they have a daughter, Micha.





JEREMY McCLAIN

DIRECTOR OF ATHLETICS

2ND YEAR

DELTA STATE, '99

Jeremy McClain was named Troy University's Director of Athletics on Aug. 14, 2015, following three years as the Deputy Director of Athletics at Southern Miss.

"We selected Jeremy McClain from a deep pool of applicants that included senior administrators from every major athletic conference in the nation," Troy University Chancellor Dr. Hawkins said. "He has the right combination of experience, passion and leadership skills that we were seeking in our new AD. I am certain Jeremy will build on an already solid foundation and take TROY's program to an unprecedented level of success."

McClain's first year in office saw Troy student-athletes succeed in the classroom at historic levels. Trojan student-athletes recorded a 3.02 cumulative grade point average with 11 of the 15 programs finishing the academic year with a 3.0 GPA or higher.

Thirty-five Troy student-athletes recorded a perfect 4.0 GPA for the 2016 spring semester and Troy's student-athletes posted a higher GPA than the general student population.

Additionally, McClain dedicated his first year at Troy to improving the fan experience with the implementation of several new gameday initiatives, the unveiling of a new ticketing system and spearheading a redesign of the Athletics website, TroyTrojans.com.

McClain also led the Athletic Department's development of a new strategic plan to lay the groundwork for the future of the department.

Troy won a pair of Sun Belt Conference championships during his first year as the women's basketball and men's golf programs won their first-ever Sun Belt titles and advanced to the NCAA postseason.

At Southern Miss, McClain oversaw the day-to-day operations of the Athletics Department, which featured over 100 employees and a \$24 million budget. Additionally, McClain was responsible for revenue generation, which included licensing, corporate development, fundraising and ticket sales.

As the primary fundraiser for the Golden Eagles, McClain led a staff that set records in 2013 for the annual fund (\$2 million) and the overall Southern Miss Athletic Foundation (\$8 million). He was also responsible for securing funding and supervising several major facility projects – track renovation, football turf replacement, baseball weight room project, a golf practice facility and the basketball arena renovation project.

McClain, 40, also oversaw Southern Miss' football scheduling and secured future home games against Mississippi State, Kentucky and BYU. He headed the search committee that tabbed Todd Monken to lead the Southern Miss football team and assisted in the search process for men's basketball head coach Doc Sadler in 2014.

Prior to his time at Southern Miss, McClain served as Director of Athletics at Delta State University for five-plus years, beginning in 2007. While at Delta State, McClain developed a plan to increase student-athlete services and assist in personal development of the school's 350 student-athletes through the expansion of the CHAMPS/Life Skills Program and the Student-Athlete Advisory Committee.

McClain also increased donations to the school's athletic department, securing funding for the first phase of DSU's Athletic Master Plan, as well as for a scoreboard renovations at the football, baseball, softball and basketball facilities.

Delta State's on-field successes also increased under McClain. During his tenure, the Statesmen and Lady Statesmen claimed seven Gulf South Conference championships, five NCAA Regional crowns and 21 NCAA postseason appearances. In 2010, the football team appeared in the NCAA Division II National Championship Game and in 2012 the baseball team earned a runner-up finish at the NCAA Division II College World Series.

Prior to becoming Director of Athletics, McClain was the Director of Development for the Delta State University Foundation, where he was responsible for the annual fund, as well as soliciting major gifts.

McClain earned his bachelor's degree in business administration from Delta State in 1999, where he was a Division II All-American in baseball. He also earned his M.B.A. from Delta State in 2002. After graduation, he played five years of professional baseball.

He is married to the former Christie Cannon of Calhoun City, Miss., and the couple has three children, son Cannon (11), and daughters Kate (8) and Piper (5).





PLAYERS



Returning Players	50-72
Newcomers.....	72-76
Career Stats.....	77-79
Game-by-Game Stats.....	80-90



JOSH ANDERSON

JR. | RB
5.11 | 253
DOUGLASVILLE, GA.
SOUTH PAULDING HS


2015 (Sophomore): Started the final seven games of the season at superback (fullback) ... Rushed 10 times for 31 yards with a long of seven yards ... Rushed for a season-high 15 yards on five carries at Wisconsin ... Had a pair of carries in each of the final two games of the season

2014 (RS-Freshman): Started all 12 games as Troy's Big H (fullback) ... Finished the year with 10 carries for 43 yards and a touchdown; also caught three passes for 28 yards ... Rushed for a season-high 23 yards and a touchdown on three carries against Georgia State; touchdown run came from six yards out and was the first score of the game... Had a season-high five carries in Troy's victory at Idaho and finished with 14 yards on the ground ... Caught an 18-yard pass against Duke

2013 (Freshman): Redshirted ... Member of the scout team

High School: Named first team all-region in 2012 as a linebacker and helped the South Paulding Spartans to a 6-4 record ... Rated as a three-star recruit by both ESPN and Scout ... Ranked by ESPN as the No. 3 fullback in the country and as the No. 6 fullback in the nation by Scout ... Rushed for 623 yards on 104 carries his senior season ... Led South Paulding in rushing touchdowns with 12 and was also the fourth-leading tackler with 48, with one interception and one forced fumble ... Recorded 14 receptions his senior season to tie for the team lead ... Led South Paulding in tackles in 2010 with 63 to go along with 4.5 tackles for loss and 7.9 tackles per game ... Played in the Rising Senior All-Star Game in Dec. 2011 in the Georgia Dome

Personal: Full name is Joshua Brandon Anderson ... Son of Andrea and Paul Anderson ... Has a brother, Paul, and a sister, Tarniya Collins ... Majoring in psychology ... Born Nov. 25, 1994, in Atlanta, Ga.




ANTIONE BARKER

R-FR. | DE
6.3 | 218
PENSACOLA, FLA.
PENSACOLA CATHOLIC HS

2015 (Freshman): Redshirted ... Did not see any game action

High School: Selected to play in the Subway High School All-Star Game after recording 73 tackles, 7.0 sacks and four forced fumbles as a senior at Pensacola Catholic High School ... Added 71 tackles, 2.0 tackles for loss, 6.0 sacks and three fumble recoveries as a junior for the Crusaders ... Returned a fumble for a touchdown during his junior season

Personal: Full name is Antione Sebastian Barker ... Son of Coreine Barker ... Born May 29, 1996 ... Majoring in hospitality, sport and tourism management



MARQUELL BECKWITH

SR. | RB
5.10 | 181
MONTGOMERY, ALA.
ROBERT E. LEE HS

2015 (Junior): Suffered a season-ending injury during spring practice and did not play the following fall

2014 (Sophomore): Saw his first action as a Trojan as he recorded carries in four different games ... Rushed for four yards at Georgia and for one yard against Appalachian State

2013 (RS-Freshman): Member of the scout team

2012 (Freshman): Redshirted

High School: Earned all-metro honors following his sophomore season at Robert E. Lee High School ... Named team MVP his senior year and was an eight-time team player of the week ... Rushed for over 1,400 yards and 12 touchdowns as a junior while adding over 600 receiving yards ... Also lettered in track for the Generals where he ran the 4x100 meter relay, 100 meter dash and 200 meter dash ... Ran a 10.8 in the 100m

Personal: Full name is Marquell Anthony Beckwith ... Son of Wanda and Arthur Chillous and Johnny Beckwith ... Born Feb. 17, 1994, in Montgomery, Ala. ... Has one sister, Joy Johnson, and two brothers, Floyd Johnson and Marquis Beckwith ... Cousin Robert Johnson played football at Auburn and in the NFL ... Cousin Darry Beckwith played football at LSU ... Has two sons, La'dell and La'Trell ... Majoring in criminal justice



JOHNATHAN BORING

SR. | OL
6.5 | 306
LEXINGTON, S.C.
LEXINGTON HS

2015 (Junior): Started six games at right tackle and one game at left guard ... Finished the season with 16 knockdown blocks and allowed just one sack in over 500 snaps ... Recorded two great blocks and an 85 grade in 88 snaps in Troy's triple-overtime game at Appalachian State ... Season-high five knockdown blocks at Wisconsin with a 92 grade ... Key part of an offensive line that blocked for 1,000-yard rusher Brandon Burks; just the eighth in Troy history ... Troy's offensive line ranked second in the league in fewest sacks allowed (not counting Georgia Southern, who attempted just 129 passes all season)

2014 (Sophomore): Played in 11 games on special teams and took snaps on the offensive line in five games ... Finished the year with 27 snaps played, including a season-high seven against Duke and Georgia ... Also played against UAB, Appalachian State and Georgia State

2013 (Freshman): Played in 11 games during his true freshman season ... Played 48 total offensive snaps with 33 coming against Savannah State; recorded a knockdown block and graded out at 94 percent ... Played six snaps against Mississippi State and nine snaps against Ole Miss ... Saw time on special teams on the field goal and extra point units

High School: Earned all-state honors as a junior and senior ... Rated as the 161st best offensive lineman in the nation by 247Sports ... Helped lead Lexington to an 11-1 record his junior year and a number eight ranking in the state by Max Preps... Played center, guard and tackle during his high school career ... Selected to play in the 2012 Shrine Bowl (North Carolina vs. South Carolina) ... Also competed in track & field throwing the shot put and discus ... Played basketball for the Wildcats

Personal: Full name is Johnathan Michael Boring ... Son of Tanya and Mike Boring ... Born Sept. 19, 1994, in Auburn, Ala. ... Has one brother, Matthew, and two sisters, Kaylyn and Kara Beth ... Father and his uncle played football at Auburn ... Major is global business



ZACH BRANNER

R-Fr. | OL
6.5 | 342
HUNTSVILLE, ALA.
BUCKHORN HS

2015 (Freshman): Redshirted ... Did not see any game action

High School: Two-time first team all-region selection at Buckhorn High School ... Also earned back-to-back all-metro honors for the Bucks ... Named all-state honorable mention following his senior year ... Finished his senior season with 121 pancake blocks as Buckhorn made the Alabama 7A playoffs

Personal: Full name is Zachary Todd Branner ... Born Nov. 5, 1996, in Huntsville, Ala. ... Son of Paula and Phillip Branner ... Has one brother, Brandon, and two sisters, Taylor and Savannah ... Majoring in broadcast journalism



BLACE BROWN


R-So. | CB
6.0 | 179
CANTON, GA.
CHEROKEE HS

2015 (Sophomore): Redshirted ... Did not see any game action

2014 (Freshman): Played in three games on special teams during his first season with the Trojans ... Joined the team as a walk-on prior to fall camp

High School: Led the state of Georgia with 80 catches for 1,137 yards and seven touchdowns as a senior at Cherokee High School; his first and only season as a wide receiver ... Played cornerback the previous three seasons ... His 80 catches set a school record ... Earned all-state and all-district in addition to being named team MVP ... Named the Cherokee Tribune Offensive Player of the Year ... Also competed in basketball and track & field for the Warriors

Personal: Full name is Blace Gaston Alexander Brown ... Born May 29, 1996, in Conyers, Ga. ... Son of Davida and Keith Brown ... Has a brother, Brittain, and two sisters, Kammann and Chatham ... Uncle is former NFL and Georgia running back Herschel Walker ... Majoring in hospitality, sport and tourism management



JARVIS BRYANT

So. | DT
6.0 | 327
PENSACOLA, FLA.
WEST FLORIDA HS

2015 (RS-Freshman): Did not see any game action ... Member of the scout team

High School: Tallied three sacks and 20 tackles for loss as a senior at West Tech High School ... Helped the Jaguars to a combined 30-4 record over his final three seasons ... Named a Subway All-Star

Personal: Full name is Jarvis Tyrone Bryant ... Son of Destra and Eddie Bryant ... Born June 24, 1996, in Pensacola, Fla. ... Has one sister, Jessica ... Majoring in business



DEMETRIUS CAIN

Sr. | LB
6.1 | 215
HAZLEHURST, MISS.
HAZLEHURST HS | EAST MISSISSIPPI CC

2015 (Junior): Became the first player in Troy's FBS history to return two fumbles for a touchdown in a single-season; returned one 17 yards for a score at UL Lafayette in the season finale and one for 19 yards against Georgia Southern ... Helped Troy rank third nationally with five defensive touchdowns on the year ... Started all 12 games at spear and finished seventh on the team with 45 tackles to go along with two tackles for loss, one sack, four pass break ups and a forced fumble ... Recorded four or more tackles in seven different games and averaged 4.8 stops over the final five games of the year ... Recorded a season-high six tackles in the victory at UL Lafayette ... Had at least two tackles in all 12 games ... Recorded three tackles, a sack and a pass break up at New Mexico State ... Helped lead a Troy defense that was fifth-most improved unit in the country in yards per play allowed (-1.13), third-most improved in opponent 3rd down percentage (-14.62) and sixth-most improved in tackles for loss (2.59)

East Mississippi CC: Earned first team NJCAA All-America honors as a sophomore after finishing 13th in the country with five interceptions from his linebacker spot; returned two of his five interceptions for touchdowns and finished the year with 168 interception return yards ... Finished the year with 55 tackles, six tackles for loss, a fumble recovery and three pass break ups to help lead the Lions to a perfect 12-0 record and second straight NJCAA National Championship ... As a freshman, finished with 63 tackles (second on the team), five tackles for loss, two sacks and



three interceptions for a defense that held opponents to just 9.8 points, 142.1 yards of total offense and 59.2 rushing yards ... Prior to coming to Troy, Cain's teams went a combined 40-0 over the three previous seasons—two years at East Mississippi CC and senior season at Hazlehurst High School.

Prep: Named the 2012 Mississippi 3A Defensive Player of the Year and a Jackson Clarion-Ledger First Team All-State selection following his senior year at Hazlehurst High School ... Helped lead the Indians to a perfect 16-0 record and a Mississippi 3A state title

Personal: Full name is Demetrius Cortez Cain ... Son of Wonda and Robert Cain ... Born March 2, 1994, in Hazlehurst, Miss. ... Has one brother, Leviticus, and one sister, Mayla ... Majoring in social science



ETHAN CALHOUN

So. | TE
6.1 | 285

PHENIX CITY, ALA.
CENTRAL HS | KANSAS STATE

2015 (RS-Freshman): Did not see any game action ... Member of the scout team ... Moved from offensive line to tight end in spring practice following the season

Kansas State (2014): Redshirted

High School: Ranked by NUC Recruiting Services as one of the top 80 players in the Southeast ... Named team captain and was invited to play in the National Underclassman All-American Game ... Named the WLTZ Scholar-Athlete of the Week ... Earned the Tammy Garrett Academic Football Award ... Won the Columbus Ledger-Enquirer Page One Award for athletics ... Graduated with a 4.1 grade-point-average

Personal: Full name is Ethan Hunter Calhoun ... Born Sept. 10, 1995, in Phenix City, Ala. ... Son of Barbara and James Calhoun ... Majoring in political science ... Volunteered with the Blossoming Education Project, which built the first special needs playground for the Phenix City School System ... Worked with the National Down Syndrome Society's Buddy Walk to create a physical fitness station ... President of school's National Honor Society



SETH CALLOWAY

Jr. | DT
6.3 | 267
ARITON, ALA.
ARITON HS

94

2015 (Sophomore): Recorded 25 tackles, five tackles for loss and 2.5 sacks as the backup defensive tackle ... Tallied a career-best eight tackles, including 1.5 sacks in Troy's triple-overtime game at Appalachian State ... Credited with half a sack against South Alabama and at Georgia State ... Finished with four tackles and a half tackle for loss at Wisconsin ... Recorded a tackle in nine of 10 games played and multiple tackles in five different games

2014 (Freshman): Finished the year with nine tackles (six solo) ... Played in all 12 games as a reserve defensive lineman ... Made a season-high four tackles against Duke ... Lone tackle for loss on the season came against Abilene Christian ... Credited with a quarterback hurry at Idaho

High School: Named to the Alabama Sports Writers Association 2A All-State Team as a senior at Ariton High School after recording 137 tackles and a defensive touchdown; also tallied five forced fumbles, 10 sacks, one blocked field goal and three total touchdowns at Ariton High School ... Named to the Wiregrass/Dothan Eagle Super 12 Football Team following his senior season ... As a junior, recorded 65 tackles, six forced fumbles, three sacks, two blocked field goals and one fumble recovery ... As a sophomore, played in 10 games and was credited with 77 tackles, five sacks and one safety ... Also played offense and special teams, racking up 1,447 punting yards on 39 attempts ... Finished his career with 279 tackles, 18 sacks - 145 yards for loss, 21 forced fumbles, three blocked field goals and one forced safety ... Named to the all-district team as a junior and senior

Personal: Full name is Seth Christian Calloway ... Son of Donna and Walter Calloway ... Born Dec. 28, 1994, in Ozark, Ala. ... Majoring in criminal justice ... Has two brothers, Steven and Ryan ... Father, both brothers, two cousins, an uncle and three grandfathers either served or are currently serving in the military





JORDAN CHUNN

R-Jr. | RB

6.1 | 227

GURLEY, ALA.

MADISON COUNTY HS

****College Football News Freshman All-America Team****

****2013 All-Sun Belt Honorable Mention****

****2013 NCAA Freshman Rushing Touchdown Leader****

2015 (Junior): Played in only two games before suffering a season-ending injury ... Rushed seven times for 39 yards and a touchdown in his limited action ... Received a medical hardship

2014 (Sophomore): Moved into a tie for seventh on the Troy career rushing touchdown list as he finished the season with six to give him 20 over the first two years of his Troy career ... Rushed for 505 yards on 111 carries, also caught four passes for 20 yards ... Rushed for a career-high 189 yards on 28 carries at Idaho ... Rushed for 53 yards on just eight carries at South Alabama ... Rushed for a pair of touchdowns against New Mexico State; also had rushing touchdowns against UAB, Duke, Georgia State and Idaho ... Finished fourth on the team with 525 all-purpose yards (43.8 YPG)

2013 (Freshman): Named to the College Football News Freshman All-America Team and the All-Sun Belt Team as an honorable mention selection ... Led all freshmen running backs in the country and tied for 19th overall with 14 rushing touchdowns ... Touchdown tally was the third most in a single-season in Troy history and the second most in the Sun Belt Conference during 2013 ... Rushed for 514 yards on 128 carries for the year ... Accounted for Troy's two longest runs of the season -



a 47-yard rush against Texas State and a 42-yard run against ULM ... Set the Troy freshman rushing touchdown record ... Became the first Troy freshman to run for multiple touchdowns in a game since 2009 (Shawn Southward) ... Rushed for two touchdowns against Duke, Georgia State, Western Kentucky and Texas State; found the end zone in 10-of-12 games ... Rushed for a season-high 91 yards on 22 carries at Georgia State ... Picked up 81 yards on 13 carries against ULM and 65 yards on 10 carries against UAB ... Also had 21 catches for 104 yards ... Returned one kick for 16 yards at Georgia State

High School: Named Offensive Player of the Year by the Huntsville Times after totaling nearly 2,900 yards of offense his senior year ... Rushed for 2,229 yards and scored 43 touchdowns (receptions, rushes and special teams) in 2012 ... Named the Alabama 4A Back of the Year and led Madison County High School to a No. 3 ranking in the state of Alabama; Madison County amassed a school-record 12 wins and made its first ever appearance in the state semifinals ... Also played defensive back and recorded 155 tackles, seven sacks and four interceptions ... Rated by 247Sports as the 72nd best player in Alabama

Personal: Full name is Jordan Tyron Chunn ... Son of Linda and Chris Chunn ... Has two brothers, Chris Baker and Robert Baker, and a sister, Jamesha ... Born Jan. 2, 1995, in Gurley, Ala. ... Majoring in criminal justice



OWEN COLE

Jr. | RB

5.9 | 196

FREEMONT, FLA.

FREEMONT HS | TABOR COLLEGE

2015 (Sophomore): Did not see any game action ... Member of the scout team

High School: Earned Florida 1A all-state honors as a defensive back at Freemont High School ... Named Small School Player of the Year ... Earned all-district honors as a running back and defensive back ... Finished his senior season with over 1,300 all-purpose yards to go along with 14 touchdowns ... Helped lead the Bulldogs to the state semifinals and a 12-2 record his senior season ... Freemont posted a combined 31-9 record his final three seasons ... Also lettered in track and basketball ... District champion in the 100m, shot put and long jump

Personal: Full name is Owen Robert Cole ... Son of Roxanne and Tori Wells ... Has three brothers, Noahh, Erin and Gaberal, and two sisters, Karen and Rana ... Born Aug. 1, 1995, in Gulfport, Miss. ... Majoring in hospitality, sport and tourism management



DEONTAE CRUMITIE

So. | OL

6.2 | 282

LAKE CITY, FLA.

COLUMBIA HS

2015 (Freshman): Became the first true freshman to start the season opener on the offensive line since at least 1982 (incomplete records prior to then) ... Started the first six games of the season at right guard ... Recorded a season-high six knockdown blocks in 71 snaps against South Alabama ... Allowed just two sacks all season ... Graded at a season-high 89 over 73 snaps at Wisconsin ... Key part of an offensive line that blocked for 1,000-yard rusher Brandon Burks; just the eighth in Troy history ... Troy's offensive line ranked second in the league in fewest sacks allowed (not counting Georgia Southern, who attempted just 129 passes all season)

High School: Tabbed a Class 6A first team all-state offensive lineman by the Associated Press following his senior season at Columbia High School ... Earned a spot on the Florida team in the Florida-Georgia War of the Border All-Star Game, which pits the Top 60 seniors from South Georgia vs. the Top 60 seniors from North Florida ... Named third team All-First Coast by The Times-Union in Jacksonville ... Listed as a first team offensive lineman on the All-North Central Team by FloridaHSFootball.com ... 50 pancake blocks as a senior

Personal: Full name is Deontae Tremon Crumitie ... Son of Chelbony and Deon Crumitie and step father Eugene Paxton ... Born May 18, 1995, in Lake City, Fla. ... Has one sister, Nahavita Paxton ... Cousin Lito Sheppard played football at Florida and in the NFL ... Originally signed with UAB ... Majoring in criminal justice



JEB DAVIS

So. | TE
6.5 | 238

THOMASVILLE, ALA.
THOMASVILLE HS

2015: (RS-Freshman): Did not see any game action ... Member of the scout team

2014 (Freshman): Joined the team as a walk-on prior to fall camp ... Redshirted

High School: Three-year letterwinner at Thomasville High School ... Played offensive line, tight end and was the Tigers' long snapper ... Helped lead Thomasville to a combined 41-11 record over his four-year career ... Earned all-state honorable mention honors following his senior season

Personal: Full name is Jeb Stewart Davis ... Son of Johanna and William McNair ... Born Feb. 25, 1996, in Thomasville, Ala. ... Majoring in political science



HOBIE DESANGES

So. | WR
5.11 | 185

ORLANDO, FLA.
EVANS HS

2015 (RS-Freshman): Did not see any game action ... Member of the scout team

2014 (Freshman): Joined the team as a walk-on once school started ... Redshirted

High School: Finished senior season with 30 catches and 16 tackles at Evans High School ... Earned spot in the West All-Star Game ... Helped lead Evans to back-to-back 10-2 seasons as a junior and senior; Trojans went 3-17 the previous two seasons ... Also competed in cross country, track & field, weight lifting and basketball for the Trojans

Personal: Full name is Hobie Desanges ... Son of Rosita Desanges ... Born Dec. 8, 1993, in Miami, Fla. ... Has nine brothers and five sisters ... Majoring in hospitality, sport and tourism management



RASHAD DILLARD

Sr. | DE

6.1 | 261

GREER, S.C.

BYRNES HS | COFFEYVILLE CC

****2015 All-Sun Belt Honorable Mention****

2015 (RS-Junior): Named to the All-Sun Belt Team as an honorable mention selection after he finished third in the league in sacks (7.0) and 13th in tackles for loss (9.0) ... Tied for second in league games with 5.5 sacks ... Returned a fumble 33 yards for a touchdown in Troy's victory at New Mexico State; the Trojans finished third nationally with five defensive touchdowns on the season ... Recorded a sack in seven different games and a tackle for loss in eight different games ... Finished the year with 30 tackles, a pair of forced fumbles and five quarterback hurries ... Credited with a tackle in all 12 games and three or more tackles in six games ... Posted a season-high six tackles, 2.5 tackles for loss and 1.5 sacks in Troy's victory over Charleston Southern ... Helped lead a Troy defense that was fifth-most improved unit in the country in yards per play allowed (-1.13), third-most improved in opponent 3rd down percentage (-14.62) and sixth-most improved in tackles for loss (2.59)

2014 (Junior): Recorded a pair of tackles against Duke before suffering a season-ending injury ... Granted a medical hardship

Coffeyville CC: Named All-Jayhawk Conference as an honorable mention selection as a sophomore at Coffeyville Community College ... Recorded 34 tackles, 7.5



tackles for loss and 3.0 sacks in addition to recovering a fumble

High School: Prepped at South Carolina powerhouse Byrnes High School ... Named Spartanburg Herald-Journal Defensive Player of the Year as a senior after he recorded 134 tackles, 33 tackles for loss, 12.0 sacks and a forced fumble ... Helped lead the Rebels to back-to-back South Carolina 4A Division I state titles ... As a junior, recorded 68 tackles and 6.0 sacks ... High school teammate of Troy signee Jarvis Williams ... High school teammate of former South Carolina All-America running back Marcus Lattimore and former Rutgers quarterback Chas Dodd

Personal: Full name is Rashad Shaneille Dillard ... Born April 27, 1994, in Greer, S.C. ... Son of Tonya Bennett ... Has one brother, Bryan Fair, and one sister, TeAsia Williams ... Majoring in exercise science ... Godfather Steve Durham won a national championship at Clemson and played for the Baltimore Colts in the NFL ... Majoring in psychology



DEONDRE DOUGLAS

So. | WR
6.1 | 200
MADISON, ALA.
BOB JONES HS

80

2015 (Freshman): Played in all 12 games during his true freshman season and finished fifth on the team with 21 receptions ... Finished the year with 172 receiving yards and averaged 14.3 yards per game ... Returned four kickoffs for 68 yards, including a 44-yard return at Mississippi State ... Caught a season-high six passes for 35 yards at Mississippi State ... Finished with a season-high 36 receiving yards on four catches at New Mexico State ... Had a reception in 10 of Troy's 12 games and multiple receptions in five different games

High School: Transferred to Bob Jones High School his senior season ... Totaled seven touchdowns as a junior at James Clemens High School; had 33 catches for 357 yards, while rushing for 207 yards on 14 carries ... Also competed in track & field (100m and 4x100) and basketball for the Jets ... Rated as one of the top 30 players in the state by Rivals entering his senior season

Personal: Majoring in business management



JAY DYE

So. | OL
6.2 | 275
WAYNESBORO, GA.
BURKE COUNTY HS

59

2015 (RS-Freshman): Started and played 43 snaps in Troy's 52-7 victory at New Mexico State ... Also saw action in games against Charleston Southern, ULM, Georgia State and UL Lafayette

2014 (Freshman): Joined the team as a walk-on prior to fall camp ... Redshirted

Personal: Majoring in hospitality, sport and tourism management



TAYLOR EDWARDS

Jr. | OL
6.4 | 293
WATER VALLEY, MISS.
WATER VALLEY HS

66

2015 (Sophomore): Played 12 snaps and recorded a knockdown block in Troy's 52-7 victory at New Mexico State ... Also saw playing time against ULM and Charleston Southern

2014 (RS-Freshman): Made his first career appearance as a Trojan at Georgia where he played two snaps

2013 (Freshman): Redshirted ... Member of the scout team

High School: Named to the 2012 WCBI All-End Zone Team ... Rated as a three-star recruit, the 84th best guard in the nation and the 27th best player in Mississippi by 247Sports ... Rated as the 25th best player in the state of Mississippi and as the 126th best guard in the nation by ESPN ... Rated as the 122nd best guard in the nation by Scout ... Helped lead Water Valley High School to a second round appearance in the Mississippi 3A Playoffs his senior season ... Finished his senior campaign 10-3 and helped lead the Blue Devil offense to 265 rushing yards per game while scoring 37 points per game, named all-state ... Played in the 2012 Bernard Blackwell All-Star Game ... Named one of the top 40 players in the state of Mississippi by BulldogBlitz (Rivals) prior to his senior season ... Helped the Blue Devils reach the third round of the Mississippi 3A playoffs his sophomore and junior seasons and a second round appearance his freshman season ... Earned second team all-state honors as a junior ... Named to the Region 2-3A Super 22 Team as a junior in addition to earning Oxford Eagle All-Area Team honors ... The Blue Devils went a combined 42-14 in his four seasons

Personal: Full name is Taylor Watkins Edwards ... Son of Dawn and Steve Edwards ... Born June 5, 1995, in Oxford, Miss. ... Has one brother, Hunter ... Majoring in exercise science



XAVIER FIELDS

Sr. | OL
6.5 | 329
MONTGOMERY, ALA.
STANHOPE ELMORE HS

77

2015 (Junior): Started the final six games of the season at right guard and played in all 12 contests ... Graded out at 83 percent or higher in the final five games of the season ... Played a season-high 73 snaps at Georgia State ... Credited with three knockdown blocks and two great blocks to go along with a season-high 89 grade against ULM ... Registered seven knockdowns and seven great blocks without allowing a sack all year ... Key part of an offensive line that blocked for 1,000-yard rusher Brandon Burks; just the eighth in Troy history ... Troy's offensive line ranked second in the league in fewest sacks allowed (not counting Georgia Southern, who attempted just 129 passes all season)

2014 (Sophomore): Played in six games with a total of 18 snaps on the offensive line ... Also played on special teams ... Played a season-high seven snaps against Duke ... Also saw action against UAB, Appalachian State and Georgia State ... Graded out perfectly in three of his four games

2013 (Freshman): Played 23 snaps against Savannah State and six snaps against Mississippi State

High School: Honorable mention selection on the 2012 Alabama Sports Writers Association All-State Team after helping lead Stanhope Elmore to an 10-3 record and a berth in the first round of the Alabama 6A playoffs ... Named to the 2012

All-Elmore County Team ... Named all-area by the Wetumpka Herald and first team all-metro by the Montgomery Advertiser his junior season .. Also lettered in track & field and wrestling

Personal: Full name is Xavier Cornell Fields ... Son of Lolitha and Roland Fields ... Born March 11, 1995, in Montgomery, Ala. ... Father played football at Alabama State and is a police captain ... Majoring in business



ANDRE FLAKES

Jr. | RB
5.8 | 185
MILTON, FLA.
MILTON HS

2015 (Sophomore): Moved to running back prior to the season ... Finished second on the team with 66 carries for 243 yards (20.2 yards per game) ... Averaged 3.7 yards per carry ... Found the end zone against Charleston Southern, South Alabama and in overtime at Appalachian State ... Also caught nine passes for 49 yards ... Rushed for a season-high 68 yards on just four carries against Charleston Southern; had a 47-yard rush in the game ... Only carry against South Alabama went for 20 yards and a touchdown ... Rushed a season-high 21 times for 55 yards at Appalachian State

2014 (Freshman): Appeared in 11 games as a true freshman with the majority of his work coming on special teams ... Returned one kick for 23 yards at Georgia Southern and one for two yards against Georgia State ... Recorded tackles against Abilene Christian and Idaho ... Moved from wide receiver to running back in spring practice prior to sophomore season

High School: Named to the Florida Associated Press 6A All-State First Team as a junior and senior at Milton (Fla.) High School ... Named to FloridaHSFootball.com All-Panhandle Second Team ... Three-time all-area selection and two-time team MVP ... Finished his career with 3,544 all-purpose yards and 32 touchdowns ... Ran for 1,682 yards and 21 touchdowns on 249 career carries and caught 72 career passes for 950 yards and seven touchdowns ... Finished his career with 78 tackles and 10 interceptions ... Three-year starter for the Panthers; played quarterback, running back, wide receiver and defensive back ... Also played basketball

Personal: Full name is Andre Ka-Sean Flakes ... Son of Kimberly and Doyuan Smith ... Has one sister, Aniais Johnson ... Majoring in business ... Born Oct. 5, 1994, in Ft. Hood, Texas ... Nicknamed the Honey Badger



TRON FOLSOM

R-Fr. | LB
6.2 | 204
ALMA, GA.
BACON COUNTY HS

2015 (Freshman): Redshirted ... Did not see any game action

High School: Named to the Georgia Sports Writers Association Class AA All-State Second Team as a defensive back ... Earned first team all-region honors as a wide receiver at Bacon County High School ... Versatile player for the Raiders as he played running back, wide receiver, linebacker, cornerback and safety

Personal: Full name is Katron Folsom ... Son of Tasharah Folsom ... Born Sept. 27, 1996 ... Has two brothers, Tavares and Demetrius Barnes ... Majoring in psychology



JUSTIN FULLER

Sr. | LS
5.11 | 237
LUVERNE, ALA.
CRENSHAW CHRISTIAN ACADEMY

2015 (Junior): Played and started all 12 games as the Trojans' short snapper ... Troy kickers hit 16-of-21 field goal attempts and 39-of-40 extra point attempts on his snaps

2014 (Sophomore): Started all 12 games as Troy's long snapper on field goals and extra points ... Troy's place kickers were a perfect 32-for-32 on extra-point attempts and were 10-of-14 (71.4 percent) on field goals

2013 (RS-Freshman): Did not see game action ... Member of the scout team

2012 (Freshman): Redshirted

High School: Lettered for four seasons at Crenshaw Christian Academy ... Cougars went a combined 42-6 in his four seasons ... Advanced to the AISA 1A title games as a sophomore ... Played center, long snapper and linebacker ... Won a AISA 2A state title in basketball in 2009 and advanced to the title game in 2011 ... Also played baseball and helped Crenshaw advance to the AISA 1A title game

Personal: Full name is Justin Tyler Fuller ... Son of Sharon and Jamie Fuller ... Has one brother, Jared, and a sister, Kristin ... Born June 6, 1994, in Killeen, Texas ... Majoring in surveying and geomatics sciences



ANTONIO GARCIA

SR. | OL
6.7 | 302
ATLANTA, GA.
CHARLES DEW HS

53

****2015 All-Sun Belt Honorable Mention****

2015 (Junior): Started all 12 games at left tackle to extend his streak of consecutive games started to a team-high 24 games heading into the 2016 season ... Named to the All-Sun Belt Team as an honorable mention selection ... Allowed just three sacks all season in over 780 snaps with 33 knockdown blocks, nine great blocks and five game grades over 90 percent ... Ended the season with four straight games over 90 percent ... Recorded a season-high nine knockdown blocks with an 87 grade against South Alabama ... Played a season-high 88 snaps with a pair of knockdowns and two great blocks in Troy's triple-overtime game at Appalachian State ... Did not allow a sack and recorded four knockdowns with a 90 grade in 82 snaps at Mississippi State ... Leader of Troy's offensive line that blocked for 1,000-yard rusher Brandon Burks; just the eighth in Troy history ... Troy's offensive line ranked second in the league in fewest sacks allowed (not counting Georgia Southern, who attempted just 129 passes all season)

2014 (Sophomore): Started all 12 games at left tackle ... Played 630 snaps on the year, which was the third most among offensive linemen ... Led the Trojans with 35 knockdown blocks on the season and allowed just 2.5 sacks ... Played a season-high 78 snaps in Troy's victory at Idaho; did not allow a sack and had five knockdown blocks ... Allowed just half a sack over the final seven games of the season ... Graded out at a season-high 98 in Troy's victory against Georgia State; finished the year with an 87 grade ... Recorded at least one knockdown in 11-of-12 games and multiple knockdowns in eight games ... Graded out at 90 percent or better in the final four games and 88 or better in the final six contests ... Key piece of an offensive line that protected for NCAA record-setting quarterback Brandon Silvers; Silvers set the NCAA FBS record for completion percentage by a freshman as he completed 191 of his 271 pass attempts (70.5 percent)



2013 (RS-Freshman): Started the first six games of the season at left tackle before an injury cut short the rest of his season ... Recorded 10.5 knockdown blocks in 381 snaps in his six games of action ... Graded out at 72.7 percent for the year ... Posted a season-high 83 percent grade in 40 snaps against Savannah State ... Played a season-high 94 snaps at Arkansas State and played 92 snaps with a season-best 3.5 knockdown blocks at Duke ... Part of an offensive line that paved the way for Jordan Chunn to earn Freshman All-America honors after he rushed for 14 touchdowns ... Troy led the Sun Belt Conference in total offense (463.3), passing offense (322.3) and scoring offense (34.1) ... As an offensive unit, Troy's offensive line finished second in the Sun Belt and 35th nationally with only 19 sacks allowed; Troy led the league by allowing a sack once every 25.4 pass attempts

2012 (Freshman): Redshirted

High School: Lettered at Charles R. Drew High School in Riverdale, Ga., where he became the first athlete to be selected as first team all-state ... Selected as first team All-Southern Crescent, first team all-metro and first team all-region ... Earned all-region honorable mention honors as a basketball player where he averaged 12 points per game ... Also helped the team to the state finals and a regional championship

Personal: Full name is Antonio Geovanni Garcia ... Born Dec. 10, 1993, in Houston, Texas ... Son of Nina Walker ... Has two sisters, Alexis Garcia and Asija Walker ... Graduated Spring 2016 with a degree in criminal justice



RICHARD HALLMAN

R-Fr. | WR
6.2 | 201
POWDER SPRINGS, GA.
HILLGROVE HS

10

2015 (Freshman): Redshirted ... Did not see any game action

High School: Earned all-region and all-county honors as a senior at Hillgrove High School ... Finished his senior season with 65 receptions for 875 yards and nine touchdowns ... Set the Hillgrove school record with a 97-yard touchdown reception against Roswell High School ... Helped lead the Hawks to the playoffs all four year ... Hillgrove finished with at least nine wins in three of his four seasons and with 11 wins twice

Personal: Full name is Richard Hallman III ... Son of Robyn Mitchell ... Born Aug. 26, 1997, in Miami, Fla. ... Has one brother, Devin, and one sister, Taylhor ... Majoring in financial economics



DONDRELL HARRIS

Jr. | LB
6.0 | 197
PANAMA CITY, FLA.
RUTHERFORD HS

39

2015 (Sophomore): Saw action in nine games as a reserve on the Troy defense ... Finished the season with a pair of tackles, both coming in Troy's 52-7 victory at New Mexico State

2014 (RS-Freshman): Played significant snaps in all 12 games as the backup at nickel ... Finished the year with 26 tackles and a pair of tackles for loss ... Made a season-high seven tackles at Georgia Southern ... Credited with at least one stop in 10-of-12 games played and multiple tackles in eight different games ... Had a tackle for loss against Georgia State and UL Lafayette ... Finished with four tackles at ULM

2013 (Freshman): Played in three games before an injury cut his season short ... Applied for a medical hardship to gain a year of eligibility back ... Had two tackles at Mississippi State in his final game of the season

High School: Played quarterback, defensive back and wide receiver for Rutherford High School ... Earned all-district honors as a senior ... Rated as the 64th best dual threat player in the county by 247Sports ... Earned all-county honors for the Rams and started at quarterback as a sophomore ... Also played baseball and earned all-county, all-state and all-district honors

Personal: Full name is Dondrell Ne'Cale Harris ... Son of Cheryl and Donald Harris ... Born March 2, 1995, in Panama City, Fla. ... Has a brother, Dondnayas, and two sisters Donaldda Harris and Jamara Gainer ... Major is criminal justice



JALEN HARRIS

JR. | CB
6.0 | 182
DOTHAN, ALA.
NORTHVIEW HS


2015 (Sophomore): Excelled in his first season as a cornerback after making the move from wide receiver ... Started 10 of Troy's 12 games, missing two only due to injury ... Finished the year with 34 tackles – 27 solo stops – to go along with a pair of tackles for loss, one sack, a fumble recovery and one pass break up ... Posted a season-high five tackles against Idaho and UL Lafayette ... Recorded a sack and four tackles at Appalachian State and recovered a fumble at Georgia State ... Key piece in Troy's passing defense that ranked 29th nationally and third in the Sun Belt with just 199.1 passing yards allowed per game ... Helped lead a Troy defense that was fifth-most improved unit in the country in yards per play allowed (-1.13), third-most improved in opponent 3rd down percentage (-14.62) and sixth-most improved in tackles for loss (2.59)

2014 (RS-Freshman): Played in all 12 games as a wide receiver before making the move to cornerback prior to 2015 spring practice ... Finished the year with six catches for 58 yards ... Had a season-high two catches for 19 yards in Troy's victory over Georgia State ... Also had catches against ULM, South Alabama and UL Lafayette; catch against the Cajuns went for a season-high 27 yards

2013 (Freshman): Redshirted ... Member of the scout team

High School: Named to the Dothan Eagle Super 12 Football Team his senior season after accounting for nearly 3,000 yards – he passed for 1,996 and rushed for 834 ... Threw 17 touchdown passes and ran for nine more as a senior; set the Northview record for passing touchdowns in a season ... Rushed for 230 yards and passed for over 300 yards against Foley High School his senior year ... As a junior, passed for 1,150 yards with 13 touchdowns in eight games ... Finished his sophomore season with 245 yards rushing and two touchdowns to go along with 925 passing yards seven touchdowns ... Also played basketball at Northview High School; averaged 12 points per game ... High school teammate of former Troy wide receiver B.J. Chitty

Personal: Full name is Jalen R Harris ... Son of Mary and Eddie Harris ... Born Feb. 6, 1995, in Dothan, Ala. ... Majoring in criminal justice ... Has one brother, Terrell ... Father played basketball at Troy



AARON HERRING

JR. | OL
6.4 | 300
ALACHUA, FLA.
SANTA FE HS

2015 (Sophomore): Played 12 snaps on the offensive line in Troy's 52-7 victory at New Mexico State ... Saw action in all 12 games on Troy's place kicking unit

2014 (RS-Freshman): Played in a pair of games on extra points and field goals

2013 (Freshman): Redshirted ... Member of the scout team

High School: Helped lead the Raiders to a 9-3 record and a trip to the Florida state playoffs as a senior in 2011 ... Played in the Florida vs. Georgia War of the Border All-Star Game ... Earned first team all-area honors as a senior ... Attended the same high school as New York Giants defensive tackle Linval Joseph ... Also played basketball for the Raiders

Personal: Full name is Aaron Kipp Herring ... Son of Patty and Dennis Herring ... Born Feb. 9, 1993, in Daytona Beach, Fla. ... Has one brother, Anthony, and a sister, Kaylee ... Majoring in criminal justice



GABE HILL

SO. | TE
6.2 | 232
GARDENDALE, ALA.
GARDENDALE HS

2014 (RS-Freshman): Started 10 games and played in all 12 at tight end for the Trojans ... Key blocker on a Troy offensive line that blocked for 1,000-yard rusher Brandon Burks; just the eighth in Troy history ... Troy's offensive line ranked second in the league in fewest sacks allowed (not counting Georgia Southern, who attempted just 129 passes all season)

2014 (Freshman): Joined the team as a walk-on prior to fall camp ... Redshirted

High School: Earned all-metro honors following his junior and senior years at Gardendale High School ... Helped lead the Rockets to a pair of playoff appearances ... Named to the All-North/East Team as a junior and senior ... Named the Birmingham News Scholar Athlete of the Week ... Played tight end, fullback, defensive end and linebacker

Personal: Full name is Gabriel John Hill ... Son of Dawna and Bryant Hill ... Born June 14, 1996, in Birmingham, Ala. ... Has one brother, Bryant Jr., and one sister, Lauren ... Majoring in history





CASE HILLIER

JR. | OL
6.5 | 270
MOBILE, ALA.
ST. PAUL'S HS

2015 (Sophomore): Played nine snaps and recorded a great block on the offensive line in Troy's 52-7 victory at New Mexico State ... Saw action in all 12 games on Troy's place kicking unit

2014 (RS-Freshman): Did not see game action

2013 (Freshman): Redshirted ... Member of the scout team

High School: Spent his senior season at St. Paul's (Ala.) Episcopal after three years at South Forsyth (Ga.) High School ... Lettered in football and basketball ... Helped lead St. Paul's to an 11-3 record and a trip to the quarterfinals of the state playoffs

Personal: Full name is William Case Hillier ... Son of Lisa and Nick Hillier ... Has three sisters, Townes, Halston and Carleigh ... Born Oct. 24, 1994, in Suwanee, Ga. ... Majoring in biomedical sciences and biology



JOHN JOHNSON

JR. | WR
5.11 | 189
TROY, ALA.
CHARLES HENDERSON HS

2015 (Sophomore): Started six games and played in all 12 as Troy's "X" wide receiver ... Finished fourth on the team with 23 catches and sixth with 258 receiving yards ... Averaged 11.2 yards per catch and 21.5 yards per game ... Had one rush on the year (-17 yards), completed one pass and returned one kickoff ... Caught a season-high five passes for a season-best 51 yards at Wisconsin ... Longest reception of the year was a 41-yard grab against Charleston Southern ... Made a remarkable one-handed catch for 26 yards against ULM ... Had a least one catch in 11-of-12 games (Mississippi State) and multiple catches in eight different contests



2014 (Freshman): Played in all 12 games as a true freshman and finished with 11 catches for 99 yards; also rushed three times for 30 yards ... Season-high four catches for 72 yards, including a 49-yard grab against Abilene Christian ... Had three catches for 18 yards against Appalachian State ... Also caught passes against Georgia, Georgia State and Idaho ... Rushed twice for 17 yards in Troy's victory over New Mexico State and once for 13 yards against Abilene Christian ... Returned a kick 21 yards against Georgia State ... Tallied eight tackles playing on special teams ... Had three tackles against both New Mexico State and Idaho; both Troy victories

High School: Named to the ASWA All-State First Team and as the Troy Messenger Area Player of the Year after he accounted for 2,474 all-purpose yards as a senior at Charles Henderson (Ala.) HS ... Helped lead the Trojans to the Alabama 4A State Championship Game and a 14-1 record his senior season ... Accounted for 36 total touchdowns with 24 coming on the ground and 12 via receptions ... Tallied 978 rushing yards and 712 receiving yards ... Averaged 18.0 yards with a touchdown on punt returns ... Named the Montgomery Advertiser Player of the Week after he rushed for 300 yards and five touchdowns on just 12 carries in Charles Henderson's 67-7 victory over Dora ... Scored Charles Henderson's only touchdown in the 4A State Championship Game ... Earned all-area honors his junior season ... Won back-to-back state titles as a center fielder on Charles Henderson's baseball team

Personal: Full name is John F. Johnson ... Son of Barbara Shipman and John Johnson ... Born Nov. 21, 1995, in Troy, Ala. ... Has one brother, Kameron, and one sister, Nikki ... Majoring in finance



KEITH JOHNSON

JR. | RB
5.7 | 174
HUEYTOWN, ALA.
HUEYTOWN HS

2015 (Sophomore): Did not see any game action ... Member of the scout team

2014 (RS-Freshman): Carried the ball three times for 29 yards on the year, 9.7 yards per carry ... Rushed twice for 24 yards, including a 16-yard rush, against Georgia State ... Had one carry for five yards at Georgia

2013 (Freshman): Redshirted ... Member of the scout team

High School: Earned Birmingham News Player of the Week and Scholar Athlete of the Week honors while playing at Hueytown High School ... Finished his senior season with 31 total touchdowns, including five on punt returns and three on kick returns ... Rushed for 509 yards on 53 carries and caught 58 passes for 829 yards ... Helped lead the Golden Gophers to three trips to the Alabama 6A State Playoffs ... Also lettered in baseball where he hit .305 with 42 stolen bases and four homers

Personal: Full name is Keith Nelson Johnson II ... Son of Velda and Keith Johnson ... Brother Robert is a member of the Troy football team ... Has one sister, Kaysee ... Mother played basketball at UAB ... Volunteered with clean up crews following the tornadoes that struck Alabama in 2011 ... Majoring in sport and fitness management



ROBERT JOHNSON

SO. | S
6.0 | 189
HUEYTOWN, ALA.
HUEYTOWN HS

2015 (RS-Freshman): Moved from quarterback to safety prior to spring practice ... Played in all 12 games as a reserve free safety and recorded 10 tackles - four solo, six assisted ... Recorded a season-high four tackles in Troy's 52-7 victory at New Mexico State ... Made a pair of stops at Appalachian State ... Recorded a single tackle against Charleston Southern, Georgia Southern and UL Lafayette

2014 (Freshman): Joined the team as a walk-on prior to fall camp ... Redshirted

High School: Took home Hueytown High School's top athletic honor, the Morris Higginbotham Award ... His junior and senior seasons, combined to complete 240-of-360 attempts for 2,745 yards ... also rushed for 1,950 rushing yards and finished with 43 total touchdowns ... Earned Friday Night Blitz Player of the Week following first career start -- 11-of-14 for 287 yards and three touchdowns in 35-34 victory ... Team captain and Scholar Athlete of the Week award winner ... Also played basketball

Personal: Full name is Robert Jalyn Johnson ... Son of Velda and Keith Johnson ... Born Sept. 1, 1996, in Birmingham, Ala. ... Brother Keith is a member of the Troy football team ... Has a twin sister, Kaysee ... Majoring in business



RYAN KAY

Sr. | P/K
6.2 | 207
JONESBORO, GA.
DUTCHTOWN HS

99

2015 (Junior): Punted 61 times for a 41.9 yard average ... Placed 17 of his 61 punts inside the 20-yard line and had just seven touchbacks on the year ... His 41.9 yard per punt average ranks seventh all-time in Troy's single-season history ... Boomed seven punts over 50 yards, including a long of 62 yards at Appalachian State ... Also had a 60-yard punt at New Mexico State and a 56-yard punt at Georgia State ... Made one of two field goal attempts on the year with both coming at Wisconsin

2014 (Sophomore): One of 39 players in the country to make all of his PAT attempts on the year as he finished 30-for-30 ... Became just the eighth player in Troy history to have a perfect season on PATs ... Led the Trojans in scoring with 60 points on the year ... Made 10-of-14 field goal attempts on the season, including a perfect 5-for-5 from 40-49 yards ... Made a pair of field goals against New Mexico State, South Alabama and Idaho ... Long field goal came in the opener when he booted a 47-yard attempt against UAB ... Averaged 39.9 yards on 62 punts ... Finished the year with 22 punts inside the 20-yard line and just two that went for a touchback ... Booted a season-long punt of 56 yards came at Georgia ... Had six punts of over 50 yards on the season

2013 (RS-Freshman): Made his Trojan debut with a kickoff against Savannah State ... Punted three times at Mississippi State; averaged 37.7 yards per punt

2012 (Freshman): Redshirted

High School: Converted 15-of-22 field goals ... Connected on three field goals of 50 yards or longer (51, 54 and 57 yards) ... Averaged more than 43 yards per punt ... Had a net punting average of 41 yards during his final high school season ... Kicked five field goals in 2010 playoff opener against Thomas County Central HS ... Named

to 2010 Atlanta Journal Constitution All-State Team and All-Area Southside ... Was first team as a kicker and second team as a punter by the Associated Press ... Three-time member of the All-Crescent team at place kicker ... Named the second team Class AAAA All-State punter by the Georgia Sports Writers Association

Personal: Full name is Andrew Ryan Kay ... Son of Angela and Steve Kay ... Has a brother, Evan, and a sister, Megan ... Brother played football at Gardner-Webb ... Born Oct. 19, 1992, in Jonesboro, Ga. ... Graduated Summer 2015 with a degree in sport & fitness management



KIRK KELLEY


R-Fr. | OL
6.4 | 327
MARRERO, LA.
JOHN EHRET HS

78

2015 (Freshman): Redshirted ... Did not see any game action

High School: Earned first team all-district honors as a senior at John Ehret High School ... Named to the Jefferson Parish All-Star Team ... As a junior and senior, helped lead an impressive turnaround for the Patriots -- John Ehret went 2-17 combined the prior two years and 17-3 during his final two seasons ... Also played baseball -- two-time all-district selection ... Went 7-4 with a 2.49 ERA and 86 strikeouts as a junior ... Led state with 107 strikeouts as a senior; earned all-metro honors

Personal: Full name is Kirk Kelley Jr. ... Son of Tiffany Chambers and Kirk Kelley ... Born Aug. 14, 1997, in Metairie, La. ... Has one brother, Brian Chambers, and two sisters, Kobe and Kai ... Majoring in broadcast journalism



DAMIEN KEMP

R-Fr. | OL
6.6 | 294
GREENSBORO, GA.
GREENSBORO HS

52

2015 (Freshman): Redshirted ... Did not see any game action

High School: Named to the Georgia Sports Writers Association All-State First Team (Class AA) following his senior and junior seasons at Greene County High School ... Two-time all-region selection for the Tigers ... Finished his senior season with 38 pancake blocks ... Member of the Greene County basketball and track & field teams

Personal: Full name is Damien Ramaud Kemp ... Son of Daphne Reid and Ricardo Kemp ... Born Nov. 8, 1995, in Greensboro, Ga. ... Has a twin brother Demone, who is also a member of the Troy football team, and one sister, Shanteal Merritt ... Damien is the youngest of the twins ... Majoring in computer science



DEMONE KEMP

R-Fr. | DT
6.3 | 284
GREENSBORO, GA.
GREENSBORO HS

2015 (Freshman): Recorded two tackles over three games played – one each at NC State and Wisconsin ... Missed the remainder of the season due to injury ... Received a medical hardship

High School: Named to the Georgia Sports Writers Association All-State Second Team (Class AA) following his senior season at Greene County High School ... Finished his career with 262 tackles, 37 sacks, 22 tackles for loss, eight forced fumbles, three fumble recoveries and 18 quarterback hurries ... Named the Region Co-Defensive Player of the Year ... Set the Greene County school record with 15.5 sacks as a senior ... Second-leading scorer on the Tigers' basketball team ... Also a member of the track & field team

Personal: Full name is Demone Rashaund Kemp ... Son of Daphne Reid and Ricardo Kemp ... Born Nov. 8, 1995, in Greensboro, Ga. ... Has a twin brother Damien, who is also a member of the Troy football team, and one sister, Shanteal Merritt ... Demone is the oldest of the twins ... Major is undecided



KYLER KNUDSEN

R-Fr. | WR
6.4 | 183
SUGAR HILL, GA.
NORTH GWINNETT HS

2015 (Freshman): Redshirted ... Did not see any game action

High School: Caught 40 passes for 730 yards and three touchdowns as a senior at North Gwinnett High School ... Averaged 18.3 yards per catch and 66.4 yards per game ... Also threw a 41-yard touchdown pass ... Helped lead the Bulldogs to an 8-3 record and a berth in the playoffs ... Had six catches for 101 yards against Central Gwinnett in the playoffs

Personal: Majoring in accounting



PRESTON LANGHAM

R-Fr. | LS
5.9 | 170
FOLEY, ALA.
FOLEY HS

2015 (Freshman): Redshirted ... Did not see any game action

High School: Played for Troy's Director of Operations / Director of High School Relations Todd Watson at Foley High School ... Two-time Lion Pride Player of the Week ... Played wide receiver and free safety in addition to serving as the long snapper for the Lions ... Also played baseball

Personal: Full name is Preston Nicholas Langham ... Son of Kristin and Ernie Langham ... Born July 15, 1997, in Foley, Ala. ... Has a brother, Burke, and a sister, Sadie ... Brother plays football at Birmingham Southern ... Majoring in exercise science



TYLER LASSITER

Sr. | OL
6.6 | 302
HAZEL GREEN, ALA.
HAZEL GREEN HS

2015 (Junior): Started the final eight games of the season and did not allow a sack in over 600 snaps ... Graded out at a season-high 96 percent with a pair of knockdowns and a great block in 73 snaps at Georgia State ... Had a season-high five knockdowns in 82 snaps at Mississippi State ... Finished the season with 18 knockdown blocks in his nine games of action ... Graded out at 88 percent or higher in his final four games of the year ... Key member of Troy's offensive line that blocked for 1,000-yard rusher Brandon Burks; just the eighth in Troy history ... Troy's offensive line ranked second in the league in fewest sacks allowed (not counting Georgia Southern, who attempted just 129 passes all season)

2014 (Sophomore): Played in all 12 games on special teams and saw snaps on the offensive line in nine different contests ... Finished the season with over 100 snaps played, including a season-high 28 in the opener at UAB ... Did not allow a sack over the final eight games he played ... Recorded a knockdown and a 91 percent grade of 12 snaps against Appalachian State

2013 (RS-Freshman): Played in all 12 games as a reserve offensive lineman ... Totaled 262 snaps on the year and graded out at over 77 percent for the season ... Played a season-high 40 snaps with two knockdown blocks in the opener against UAB ... Recorded a season-high four knockdown blocks in 33 snaps at Ole Miss ... Finished the year with 16.5 knockdown blocks ... Part of an offensive line that paved the way for Jordan Chunn to earn Freshman All-America honors after he rushed for 14 touchdowns ... Troy led the Sun Belt Conference in total offense (463.3), passing offense (322.3) and scoring offense (34.1) ... As an offensive unit, Troy's offensive line finished second in the Sun Belt and 35th nationally with only 19 sacks allowed; Troy led the league by allowing a sack once every 25.4 pass attempts

2012 (Freshman): Redshirted



High School: Named all-state honorable mention, first team all-region and team captain his senior season ... Helped lead Hazel Green to the Alabama 6A Playoffs ... Converted tight end who moved to left tackle and was named most improved player on the team following the move ... Named to the Huntsville Times Elite First Team following his senior year after recording 53 pancake blocks in 10 games ... Named top lineman on the team ... Only allowed three sacks during his entire high school career; started every game since his freshman season ... Threw a no-hitter for the Trojans baseball team

Personal: Full name is Jason Tyler Lassiter ... Son of Traci and Buddy Lassiter ... Born Sept. 5, 1993, in Huntsville, Ala. ... Graduated Spring 2016 with a degree in sport & fitness management



SAM LEBBIE

JR. | BAN

6.3 | 251

WASHINGTON, D.C.

DEMATHA CATHOLIC HS

5

2015 (Sophomore): Played in 11 of Troy's 12 games (UL Lafayette) and finished the year with 13 tackles, two tackles for loss and half a sack ... Second on the team with six quarterback hurries on the year ... Tallied three tackles in back-to-back games against Idaho and New Mexico State ... Half sack came against South Alabama, while he recorded tackles for loss against Idaho and New Mexico State

2014 (RS-Freshman): Played in all 12 games and started the final four at middle linebacker ... Finished the season with 26 tackles and three tackles for loss ... Recorded a season-high seven tackles in Troy's victory over Georgia State ... Had at least three tackles in the final five games of the year ... Had three tackles and a tackle for loss in his first collegiate start, at Georgia Southern ... Broke up a pass and tallied three tackles at Idaho

2013 (Freshman): Suffered an injury during fall camp and missed the season ... Redshirted

High School: Rated as the No. 6 middle linebacker in the country and as a four-star recruit by Scout coming out of DeMatha Catholic High School in 2012 ... Four-star recruit and ranked as the sixth best player in the state of Maryland by ESPN ... Rated as a three-star recruit and as the 23rd best player in the state of Maryland by Rivals ... Tom Lemming Top Inside Linebacker ... Spent the 2012 season at the Atlanta Sports Academy after graduating from DeMatha Catholic in the spring of 2012 ... Was a three-year starter for the Stags and finished his career with a combined 26-9 record ... Finished 2011 with 79 tackles, 15 tackles for loss, eight sacks and seven forced fumbles ... Played in the 2011 Chesapeake Bowl, where he was named Most Physical Player by Rivals ... Named to the 2011 Washington Post All-Metro first team defense ... Member of the 2011 Maryland Consensus all-state defense and Maryland big school first team defense

Personal: Full name is Samuel Turner Lebbie ... Son of Melissa Tuner and Sam Lebbie ... Born May 4, 1994, in Washington, D.C. ... Has one sister, Samantha Lebbie ... Majoring in criminal justice



TERRIS LEWIS

SR. | LB

6.2 | 229

LINDEN, ALA.

LINDEN HS

20

2015 (Junior): Started 11 of 12 games at middle linebacker and finished third on the team with 63 tackles – 40 solo ... Fifth on the team with 5.5 tackles for loss on the year to go along with a pass break up, three quarterback hurries, two forced fumbles and a fumble recovery ... Recorded a tackle in all 12 games with a season-high 12 coming against Georgia Southern, 11 of which were solo tackles ... Forced fumbles against South Alabama and New Mexico State, while recovering a loose ball at Georgia State ... Finished with seven tackles against both South Alabama and Appalachian State ... Picked up a tackle for loss against NC State, Idaho, New Mexico State, Appalachian State, ULM and UL Lafayette ... Key piece in Troy's passing defense that ranked 29th nationally and third in the Sun Belt with just 199.1 passing yards allowed per game ... Helped lead a Troy defense that was fifth-most improved unit in the country in yards per play allowed (-1.13), third-most improved in opponent 3rd down percentage (-14.62) and sixth-most improved in tackles for loss (2.59)

2014 (Sophomore): Played in five games and started three contests when Wayland Coleman-Dancer suffered an injury early in the year ... Missed the final seven games after suffering a hand injury ... Recorded five tackles in each of the five games he played ... Broke up a pass against Duke ... Had five solo tackles at UAB and four solo stops against Duke and Abilene Christian

2013 (Freshman): Started Troy's nationally televised game at Arkansas State and played in all 12 contests ... Forced a fumble in each of his first two games, UAB and Savannah State ... Finished the year with three forced fumbles after knocking a ball loose at Georgia State; ranked 23rd nationally in forced fumbles ... His three forced fumbles were the second most in the NCAA by a freshman (Damontae Kazee, San Diego State) and the most by a true freshman ... Totaled 27 tackles on the season after a season-high seven at Arkansas State ... Intercepted a pass and recorded three tackles at Ole Miss ... Credited with a quarterback hurry and three tackles in Troy's win at Western Kentucky ... Had a tackle for loss in the opener against UAB and vs. South Alabama ... Recorded a tackle in 10 of his 12 games, including one in each of the first eight games of the season



High School: Helped lead Linden to the Alabama 1A State Championship Game and a 13-2 overall record as a senior ... Two-time first team all-state selection ... Named to the Alabama Sports Writers Association All-State First Team and was the Alabama 1A Lineman of the Year after finishing his senior season with 142 tackles, 12 tackles for loss and six interceptions on defense ... Linden allowed just 88 points in 15 games (5.9 per game) and recorded six shutouts ... Offensively, recorded 544 yards and nine touchdowns on 26 catches as a tight end ... Named to the Alabama Sports Writers Association All-State First Team his junior year after finishing with 134 tackles and 33 tackles for loss; Linden allowed just 104 point and recorded six shutouts in 14 games ... As a sophomore registered 113 tackles

Personal: Full name is Terris Coleman Lewis ... Son of Cynthia Williams and Charles Mann ... Brother Imorus Agee plays basketball at Alabama, brother Charles Mann, Jr., plays basketball at Georgia, and two sisters, Imiya Agee and Lashonda Lewis ... Born Aug. 27, 1993, in Linden, Ala. ... Majoring in criminal justice



WILLIAM LLOYD

Sr. | LB

6.0 | 214

ROSEDALE, MISS.

WEST BOLIVAR HS | EAST MISSISSIPPI CC

23

****2015 All-Sun Belt Newcomer Team****

2015 (Junior): Named to the Sun Belt All-Newcomer Team after finishing second on the team with 73 tackles and nine tackles for loss ... Third on the team with 3.5 sacks to go along with a quarterback hurry and a forced fumble ... Started all 12 games at the Will linebacker ... Opened the season with 15 tackles at NC State, the most tackles in a debut by a Trojan in school history and the seventh most overall in a game in Troy history ... Recorded at least two tackles in all 12 games and had five or more stops in seven games ... Led Troy with nine tackles and two tackles for loss against Idaho ... Had two tackles for loss, including a sack and a forced fumble in Troy's victory over ULM ... Recorded a tackle for loss in seven different games ... Key piece in Troy's passing defense that ranked 29th nationally and third in the Sun Belt with just 199.1 passing yards allowed per game ... Helped lead a Troy defense that was fifth-most improved unit in the country in yards per play allowed (-1.13), third-most improved in opponent 3rd down percentage (-14.62) and sixth-most improved in tackles for loss (2.59)



East Mississippi CC: Helped lead East Mississippi CC to back-to-back NJCAA National Championships in 2013 and 2014; the Lions were a perfect 24-0 during his career ... Recorded 72 tackles, 14 tackles for loss, five sacks, an interception, nine pass break ups and recovered three fumbles as a sophomore ... East Mississippi held opponents to 7.6 points, 181.3 yards of total offense and 44.8 rushing yards during his sophomore campaign ... As a freshman, recorded 27 tackles and three tackles for loss ... The Lions held opponents to just 9.8 points, 142.1 yards of total offense and 59.2 rushing yards his freshman season

High School: Named the Mississippi 2A Player of the Year following his junior season; helped lead the Eagles to a 15-1 record and the Mississippi state championship ... Finished the year with 140 tackles and 636 rushing yards ... Earned first team all-state honors as a junior and senior at West Bolivar High School ... As a senior, helped lead the Eagles to an 11-3 record as he finished with 139 tackles; was a two-way star as he rushed for 821 yards and eight touchdowns and had 245 yards and three touchdowns as a receiver ... Finished his sophomore season with 133 tackles ... Three-time all-district selection

Personal: Full name is William Ju'Fon Lloyd ... Son of Debbie Tucker and Willie Lloyd, Sr. ... Has a brother, Willie Lloyd, Jr., and two sisters, Na'Tashia Lewis and Monique Lewis ... Born Oct. 24, 1994, in Bessemer, Ala. ... Majoring in marketing



JUSTIN LUCAS

Sr. | LB

5.10 | 227

ABERDEEN, MISS.

ABERDEEN HS | EAST MISSISSIPPI CC

13

2015 (Junior): Started at middle linebacker against Mississippi State and played in all 12 games in his initial campaign with the Trojans ... Finished the year with 41 tackles, 6.5 tackles for loss, 1.5 sacks, an interception, a quarterback hurry and a fumble recovery ... His tackle for loss total ranked as the fourth most on the team ... Finished with a season-high seven tackles in the opener at NC State and recorded at least one tackle in all 12 games ... Recorded four tackles for loss over a three-game period - Idaho (0.5), New Mexico State (1.5), Appalachian State (2.0) - and had a stop behind the line of scrimmage in six total games ... Picked up five tackles at Mississippi State and against ULM ... Intercepted a pass and recorded a quarterback hurry against South Alabama



East Mississippi CC: Helped lead East Mississippi CC to back-to-back NJCAA National Championships in 2013 and 2014; the Lions were a perfect 24-0 during his career ... Named EMCC's Defensive MVP in the 2014 NJCAA Football Championship Game as he finished with 14 tackles and 2.5 tackles for loss in East Mississippi's 34-17 victory over Iowa Western CC ... Earned first team all-state honors after he finished his sophomore season with 85 tackles, 15.5 tackles for loss, 5.0 sacks, one pass break up, a forced fumble and a fumble recovery ... East Mississippi held opponents to 7.6 points, 181.3 yards of total offense and 44.8 rushing yards during his sophomore campaign ... As a freshman, finished the season with 22 tackles, 2.5 tackles for loss, 1.5 sacks, an interception and two pass break ups ... The Lions held opponents to just 9.8 points, 142.1 yards of total offense and 59.2 rushing yards his freshman season

High School: Earned all-state and all-district honors at Aberdeen High School ... Finished his senior year with 108 tackles, three interceptions, 225 rushing yards, nine rushing touchdowns and three receiving touchdowns ... Helped lead the Bulldogs to a pair of Mississippi 3A state title games (2009 & 2010)

Personal: Full name is Justin Javar Lucas ... Son of Jayne Lucas and David Williams ... Born Nov. 10, 1994, in Aberdeen, Miss. ... Has one brother, Jordan ... Cousin Channing Word plays football at Ole Miss ... Majoring in social science



NICK MANUEL

So. | SPR
5.11 | 185
FAIRHOPE, ALA.
FAIRHOPE HS

37

2015 (RS-Freshman): Did not see any game action ... Member of the scout team

2014 (Freshman): Redshirted ... Did not see any game action

Personal: Majoring in political science and public administration



JOSH MARSHALL

Sr. | SPR
5.11 | 183
LAWRENCEVILLE, GA.
CENTRAL GWINNETT HS | IOWA CENTRAL CC

25

2015 (Junior): Started the first nine games of the season at cornerback for the Trojans ... Finished the year with 21 tackles with 14 solo stops ... Recorded a tackle in nine of his 12 games played with a season-high four tackles at Appalachian State ... Had three stops against NC State, Wisconsin and New Mexico State ... Helped lead a Troy defense that was fifth-most improved unit in the country in yards per play allowed (-1.13), third-most improved in opponent 3rd down percentage (-14.62) and sixth-most improved in tackles for loss (2.59)

Iowa Central CC: Recorded 60 tackles, 4.0 tackles for loss, one interception, 10 pass break ups, one forced fumble and a fumble recovery as a sophomore at Iowa Central Community College ... Earned second team all-conference honors

High School: Finished his senior year at Central Gwinnett High School with 53 tackles and a pair of interceptions; earned Player of the Week recognition ... Broke the school record in the high jump and advanced to the Georgia 6A State Championship Meet

Personal: Full name is Joshua Deontaye Marshall ... Son of Lawanna Brown ... Has two sisters, Jessica and Ashly, and one brother, Tray, who plays football at Iowa Central CC ... Born May 3, 1994, in Titusville, Fla. ... Majoring in criminal justice



TEVARIS MCCORMICK

Jr. | WR
5.10 | 180
BILOXI, MISS.
BILOXI HS | MISSISSIPPI GULF COAST CC

11

Mississippi Gulf Coast CC: Caught 19 passes for 195 yards and three touchdowns over 10 games as a sophomore at Mississippi Gulf Coast Community College ... Also rushed for 101 yards and four touchdowns on 22 carries ... Helped lead the Bulldogs to a combined 16-5 record in his two seasons ... As a freshman, caught 39 passes for 487 yards and three touchdowns, while rushing 47 times for 467 yards (9.9 ypc) and three touchdowns ... Averaged 20.3 yards on eight kickoff returns, including a 72-yard return ... Earned conference player of the week honors after scoring a pair of touchdowns and finishing with 209 all-purpose yards against Jones

High School: Earned a spot in the 2012 Mississippi-Alabama All-Star Game following his senior year at Biloxi (Miss.) High School ... Named second team all-state following his junior season - finished with 16 total touchdowns with 41 receptions for 484 yards and 15 carries for 213 yards ... As a senior, had 41 catches for 484 yards and finished with nine total touchdowns ... Rated by 247 Sports as the 35th best player in Mississippi coming out of high school

Personal: Tevaris Deandrew McCormick ... Son of Teresa McCormick and Marcus Williams ... Born Aug. 16, 1993, in Biloxi, Miss ... Has two brothers, Dequarius and Marcus, and one sister, Sasha ... Majoring in criminal justice



JAWON McDOWELL

R-Fr. | CB

6.0 | 177

MOBILE, ALA.

UMS-WRIGHT PREP HS

6

2015 (Freshman): Recorded a tackle in each of the first two games of the year – NC State and Charleston Southern – before suffering a season-ending injury ... Received a medical hardship

High School: Earned all-state, all-area and all-region honors as a senior at UMS-Wright Prep School ... Helped lead the Bulldogs to the fourth round of the Alabama 4A playoffs his final two seasons with a combined 23-5 record ... Finished his senior season with 53 tackles, an interception, 12 pass break ups, three fumble recoveries and two forced fumbles ... Offensively, rushed for 523 yards and 10 touchdowns and finished with 886 all-purpose yards ... As a junior, totaled 55 tackles, two interceptions, six pass break ups and a forced fumble ... Had a breakout season as a sophomore as UMS-Wright won the Alabama 4A state title ... Finished the year with 53 tackles, two interceptions, three forced fumbles, two fumble recoveries and 12 pass break ups ... Finished his career with 188 tackles, seven interceptions, six fumble recoveries, six forced fumbles, 10 blocked field goals and 32 pass break ups ... Also ran track for the Bulldogs and won the Alabama 4A 400 meter championship

Personal: Full name is Jawon Isiah McDowell ... Born Feb. 18, 1997, in Mobile, Ala. ... Son of Ebony and Carl McDowell ... Has one sister, Aryn ... Majoring in exercise science



UVAKEIOUS MCGHEE

R-Fr. | DE

6.4 | 239

MONTGOMERY, ALA.

JEFF DAVIS HS

11

2015 (Freshman): Redshirted ... Did not see any game action

High School: Earned all-state honors as a senior at Jeff Davis High School ... Helped lead the Vols to the Alabama 7A playoffs ... Finished the year with 60 tackles, 10.5 sacks and a pair of forced fumbles ... Named all-metro ... As a junior, posted 82 tackles, 13 tackles for loss and seven sacks ... Played defensive end, outside linebacker, inside linebacker and tight end ... Also played soccer and competed in track & field for the Vols

Personal: Full name is Uvakeious Darnell McGhee ... Son of Joann and Billy Davis ... Born Oct. 23, 1996, in Montgomery, Ala. ... Has two brothers, Joseph Davis and Quircois McGhee, and a one sister, Koaliyah Young ... Majoring in criminal justice



KAMRYN MELTON

Jr. | CB

5.10 | 185

DOTHAN, ALA.

DOTHAN HS | AUBURN

4

2015 (RS-Sophomore): Sat out the season due to NCAA transfer rules

Auburn

2014 (Sophomore): Did not see game action ... Redshirted

2013 (Freshman): Saw action in three games before suffering knee injury

High School: Tremendous in-state cornerback prospect from Dothan ... recorded 64 tackles, two interceptions, eight PBU as a senior for Coach Kelvis White ... 63 tackles, seven PBU as a junior ... forced two turnovers in Alabama-Mississippi All-Star Game ... AL.com Top 15 A-List ... No. 35-ranked corner by Rivals ... No. 47 by Scout ... No. 20 prospect in Alabama, No. 48 DB by 247Sports ... Dothan Eagle Super 12

Personal: Born Nov. 25 ... Son of Zann Melton and James Melton ... Majoring in social science



JAMES PEACH

R-Fr. | OL

6.5 | 287

BREWTON, ALA.

T.R. MILLER HS

75

2015 (Freshman): Redshirted ... Did not see any game action

High School: Two-time all-state selection at T.R. Miller High School; earned first team honors as a junior and second team honors as a senior ... Helped lead the Tigers to a combined 41-8 record over his four years, including a 22-3 mark as an upperclassman ... Named to the Coastal Alabama All-Region First Team

Personal: Full name is James Edward Peach III ... Son of Ann and Chip Peach ... Born Sept. 19, 1996, in Brewton, Ala. ... Has two sisters, Amelia and Carli ... Majoring in business



KE'MARVIN PITTS

So. | RB

5.6 | 155

ALBANY, GA.

DEERFIELD WINDSOR HS

82

2015 (RS-Freshman): Rushed for four yards on seven carries against ULM and UL Lafayette ... Had four carries for three yards against the Warhawks and three carries for one yard against the Cajuns

2014 (Freshman): Joined the team as a walk-on once school started ... Redshirted

High School: Helped lead Deerfield Windsor High School to a pair of GISA 3A state championships as a sophomore and senior ... Earned all-region honors and was named to the all-star team following his senior year ... Played running back, receiver and cornerback for the Knights ... Also played basketball and baseball, while running track

Personal: Full name is Ke'Marvin Tyrone Pitts ... Son of Marcia Pitts and the late Marvin Pitts (Sgt. First Class U.S. Army) ... Born May 4, 1995, in Albany, Ga. ... Majoring in psychology



TAYLOR POLK

Sr. | LS

6.2 | 238

DEMOPOLIS, ALA.

DEMOPOLIS HS

73

2015 (Junior): Starting long snapper for the Trojans in 11-of-12 games ... Punter Ryan Kay averaged 41.9 yards per punt off of his snaps, which ranks seventh all-time in Troy's single-season history

2014 (Sophomore): Starting long snapper for the Trojans on punts ... Troy did not have a punt blocked due to a poor snap ... Picked up a tackle against New Mexico State

2013 (RS-Freshman): Member of the scout team

High School: Four-year starter at Demopolis High School ... Helped lead Demopolis to the 2009 5A state title ... Named Offensive Lineman of the Year as a sophomore ... Earned first team All-Marengo County honors as a senior ... Also lettered in baseball

Personal: Son of Eddie and Stephanie Polk ... Has three sisters, Ashley, Allison and Abbey ... Father played baseball at Hinds Community College ... Majoring in collaborative education (6-12)



BARON POOLE II
JR. | DT
6.2 | 280
DECATUR, GA.
SOUTHWEST DEKALB HS | HINDS CC

Hinds CC: Finished his sophomore season with six sacks and five tackles for loss in addition to recording 38 tackles, a forced fumble, a fumble recovery and three pass break ups ... Key pass rusher for a defense that held opponents to just 159.7 passing yards per game and 23.1 points per game ... Earned all-state honors as an honorable mention selection ... Named Hines' Most Outstanding Defensive Lineman following his freshman season as he finished with 30 tackles, six sacks, seven tackles for loss and a pass break up

High School: Earned Georgia 5A all-state honors after recording 15 sacks his senior year at Southwest DeKalb High School ... Helped lead Tucker High School to a perfect 15-0 record his junior season ... Also played basketball

Personal: Full name is Baron Keith Poole II ... Son of Dyletha and Baron Poole ... has a brother, Ledarrion, and a sister, Daniell ... Born Nov. 28, 1994, in Decatur, Ga. ... Majoring in social science



CLARK QUISENBERRY
SR. | WR
6.3 | 220
ENTERPRISE, ALA.
ENTERPRISE HS

(2015 Junior): Played in all 12 games for the Trojans and finished with 14 catches for 138 yards ... Shifted between inside receiver and tight end to provide an extra blocker when needed ... Also a key player on special teams ... Pulled down a season-high three catches for 22 yards against Charleston Southern ... Finished with a season-high 28 yards on two catches against South Alabama ... Longest catch of the year went for 26 yards against Georgia Southern ... Had a catch in eight of Troy's 12 games on the year

2014 (Sophomore): Caught three passes for 44 yards over 11 games ... Had a pair of catches for 17 yards in Troy's victory over New Mexico State and had one catch for 27 yards in the season opener at UAB ... Key contributor on special teams for the Trojans

2013 (Freshman): Played in all 12 games with the majority of his work coming on special teams

High School: Named to the Alabama Sports Writers Association 6A All-State Team as an honorable mention selection following his junior season as a tight end ... Selected to play in the 2012 Alabama-Mississippi All-Star Game as a running back ... Helped the Wildcats to a 7-4 record and a first round playoff berth as a senior as the Wildcats' quarterback ... As a junior, caught 37 passes for 692 yards and five touchdowns ... Also played basketball and baseball in high school

Personal: Full name is Clark Alan Quisenberry ... Son of Stephanie and Scott Quisenberry ... Has one sister, Meg ... Father played football at East Central ... Born May 11, 1995, in Enterprise, Ala. ... Majoring in American and Latin American history




HUNTER REESE
SO. | BAN
6.1 | 190
WETUMPKA, ALA.
WETUMPKA HS

2015 (RS-Freshman): Saw action in six games as a reserve at bandit ... Totaled four tackles on the year, including a tackle for loss in the opener at NC State ... Recorded stops against Charleston Southern, Appalachian State and UL Lafayette

2014 (Freshman): Joined the team as a walk-on once school started ... Redshirted

High School: Earned all-county honors as a junior and senior at Wetumpka High School ... Also earned all-metro honors as a senior for the Indians ... Played linebacker and nickelback ... Also earned all-county honors as a basketball player for the Indians

Personal: Full name is Hunter Jeffrey Reese ... Son of Roxane and Dale Reese ... Has a twin sister, Heather ... Born March 5, 1996, in Wetumpka, Ala. ... Majoring in social science



CEDARIUS ROOKARD

So. | S

6.1 | 206

SPARTANBURG, S.C.

SPARTANBURG HS

2015 (Freshman): Made an immediate impact as a true freshman with three starts on the year, including the final two games of the season at the cat safety ... Led all Troy underclassmen with 40 tackles – 30 solo stops – to go along with a pass break up and a forced fumble ... Recorded a tackle in nine of 10 games played with four or more tackles in five games ... Picked up seven tackles in back-to-back games against Georgia Southern and Georgia State ... Forced a fumble, broke up a pass and made six tackles at Mississippi State

High School: Finished his senior season at Spartanburg High School with 69 tackles, four interceptions, which he returned for 105 yards, one sack, a forced fumble, two fumble recoveries and a pair of pass break ups ... Also accounted for 840 kickoff return yards, with an average of 44.2 yards per return ... Averaged 26.7 yards per punt return ... Returned four kickoffs and three punts for a touchdown ... Caught five passes for 171 yards and two touchdowns ... Helped lead Spartanburg to a 12-3 record and the South Carolina 4A Division 2 state title ... Selected to play in the Shrine Bowl ... Featured on SportsCenter's Top 10 Plays (No. 2 play) with a one-handed 58-yard touchdown reception ... As a junior, recorded 45 tackles, three pass break ups, two fumble recoveries and a touchdown

Personal: Full name is Cedarius Trehon Rookard ... Son of Shalanda Dawkins and Cedric Rookard ... Born June 10, 1997, in Spartanburg, S.C. ... Major is undecided



JALEN ROUNTREE

Sr. | CB

5.11 | 171

WARNER ROBINS, GA.

WARNER ROBINS HS | COFFEYVILLE CC

2015 (Junior): Started a pair of games and was a key reserve at cornerback for the Trojans in his first season ... Finished the year with 21 tackles, 20 of which were solo stops ... Had a season-high four tackles on four different occasions – NC State, Georgia Southern, Georgia State and UL Lafayette – and broke up a pass against the Cajuns ... Picked up starts against ULM and Georgia Southern

Coffeyville CC: Earned first team All-Jayhawk Conference honors following his sophomore season as he helped lead Coffeyville to a berth in the Heart of Texas Bowl and a No. 10 final ranking in the NJCAA poll ... Finished the season with 48 tackles, half a sack and an interception ... Recovered a couple of fumbles as the Red Ravens finished the season 9-3 ... As a freshman, Rountree forced a fumble, recovered a fumble, intercepted one pass, recorded 3.5 tackles for loss and finished with 34 tackles

High School: Named to the Georgia Sports Writers Association All-State First Team in Class AAAA as a senior at Warner Robins High School after he finished with eight interceptions, two of which he returned for a touchdown ... Helped lead Warner Robins to an 11-3 record and a trip to the fourth round of the playoffs ... Also played basketball for the Demons

Personal: Full name is Jalen Marquette Rountree ... Son of Katrina Efford and Jermaine Rountree ... Born Sept. 24, 1993, in Warner Robins, Ga. ... Has two brothers, Jermaine and Quavion ... Majoring in social science



ISMAIL SALEEM

So. | WR

5.8 | 165

MONTGOMERY, ALA.

CARVER HS

2015 (Freshman): In the mix at Troy's "X" wide receiver all season, including a start against Idaho ... Finished the year with seven catches for 63 yards ... Did most of his damage on the year at Wisconsin with five catches for 47 yards ... Had a 9-yard reception at NC State in the opener and a 7-yard catch against Georgia Southern



High School: Helped lead Carver High School to a 9-3 record as a senior and a trip to the second round of the Alabama 6A playoffs ... Caught 47 passes for 701 yards and seven touchdowns; averaged 14.9 yards per reception and 70.1 yards per game ... Also rushed once for 26 yards and a score ... Returned kicks and punts in addition to playing wide receiver ... As a junior (St. Jude High School), won the Alabama 1A state title in the 100m and 200m dash ... Earned 1A-4A all-state honorable mention distinction at St. Jude ... Also won track state titles in the 60m and 400m dash ... Posted career-best times of 6.91 (60m), 10.84 (100m), 21.97 (200m), 50.0 (400m)

Personal: Full name is Ismail Nep Saleem ... Son of Glenda Davis and Akmal Saleem ... Has two sisters, Victoria and Veronica Davis ... Born Sept. 5, 1997, in Montgomery, Ala. ... Majoring in social work



Doug SALTER

R-Fr. | LB

5.11 | 226

BRANTLEY, ALA.

BRANTLEY HS

2015 (Freshman): Redshirted ... Did not see any game action

High School: Named second team all-state after finishing his senior season at Brantley High School with 88 tackles, 9.0 tackles for loss, two interceptions and five forced fumbles; also rushed for 223 yards and seven touchdowns ... Helped lead the Bulldogs to a 12-1 record and a berth in the Alabama 1A quarterfinals ... Named first team all-state as a junior ... Finished with 114 tackles, 11.0 tackles for loss, two sacks and eight forced fumbles; also rushed for 278 yards and four touchdowns ... Started 42 consecutive games to close out his career ... Participated in the Nike and Under Armour Elite Combine ... Also earned all-county as a junior and senior ... Started as a sophomore on Brantley's 2012 state championship team that recorded 10 shutouts; named to the all-state honorable mention list ... Brantley went a combined 38-4 over his three years as a starter ... Was the Student Council President

Personal: Full name is Douglas Lee Salter, Jr. ... Son of Annie and Douglas Salter, Sr. ... Born Jan. 12, 1996, in Andalusia, Ala. ... Has four brothers, Jermany, Johnathan, Andre and William ... Majoring in exercise science



TREVON SANDERS

So. | DT

6.0 | 319

CHARLESTON, S.C.

GARRETT ACADEMY TECH HS

2015 (Freshman): Made 34 tackles and a tackle for loss as a true freshman over all 12 games ... Recorded a season-high five tackles in back-to-back games against Georgia Southern and Georgia State ... Credited with a tackle in all 12 games and multiple stops in 9-of-12 games ... Picked up four tackles and half a tackle for loss at Wisconsin ... Recorded three or more tackles in seven games ... Second-most tackles among underclassmen on the team

High School: Earned first team all-state, all-county and all-region honors following his senior season at the Garrett Academy of Technology ... Selected to play in the Shrine Bowl ... Finished year with 62 tackles, eight forced fumbles, three sacks and 16 tackles for loss

Personal: Full name is Trevon Tyriek Sanders ... Born April 25, 1997, in Charleston, S.C. ... Son of Shawn Sanders ... Has one sister, Tre'Asia Anderson ... Cousin Jarriel King played football at South Carolina and for the Seattle Seahawks, currently plays for the Toronto Argonauts (CFL) ... Majoring in criminal justice



BRANDON SILVERS

Jr. | QB

6.3 | 214

ORANGE BEACH, ALA.

GULF SHORES HS

****2015 All-Sun Belt Honorable Mention****

****NCAA Freshman Completion Percentage Record (2014)****

****2014 Sun Belt Conference Newcomer Team****

2015 (Sophomore): Ranked third in the Sun Belt with 216.2 passing yards per game, 20 touchdown passes, a 61.2 completion percentage and a 137.50 quarterback rating in 11 starts ... His seven interceptions were the fewest among quarterbacks with at least 150 passing attempts (Silvers had 330 attempts) ... Named to the All-Sun Belt Team as an honorable mention selection ... Threw five touchdown passes in the first half at New Mexico State; finished the game with 288 passing yards (287 in the first half) ... His five touchdown passes were the most touchdown passes by a Trojan since Kelvin Simmons had five vs. Alcorn State in 1993; it also tied for the fourth-most in a game in Sun Belt history ... Completed 22-of-33 passes for a career-high 326 yards and four touchdowns against ULM; it was Troy's first 300-yard passing game since 2013 (Corey Robinson) ... Ended the season on a high note as he completed 22-of-28 passes for 320 yards and four touchdowns in the season finale at UL Lafayette ... In Troy's four victories, threw 15 touchdown passes and no interceptions ... Rushed for a pair of touchdowns on the year, both coming at Appalachian State ... Also threw for 265 yards and a touchdown against the Mountaineers ... Threw for 249 yards or more in six of his 11 games



2014 (RS-Freshman): Broke Sam Bradford's (Oklahoma) NCAA record for completion percentage by a freshman as he completed 70.5 percent of his passes (191-of-271); Bradford completed 69.5 percent of his attempts in 2007 ... Named to the Sun Belt Conference Newcomer Team ... Threw 11 touchdown passes and just three interceptions ... Finished third in the Sun Belt with a 138.6 passer rating ... Set the Troy record for consecutive passes to open a career without an interception - Silvers attempted 119 consecutive passes without an interception to start the season; Levi Brown (2008) held the record with 118 attempts without a pick ... Over the final three games of the season, threw for 507 yards and five touchdowns ... Started 11 games after missing Troy's game at Georgia due to an injury he sustained in the second half against Abilene Christian ... Completed 29-of-34 passes for a season-high 272 yards and three touchdowns in the season finale against UL Lafayette ... Topped the 200-yard mark against ULM (270 yards), New Mexico State (211 yards) and Idaho (235 yards) ... Threw three touchdown passes at ULM and had a pair of touchdown strikes at Idaho ... Also rushed 100 times for 196 yards and five touchdowns ... Rushed 20 times for 70 yards and a touchdown against New Mexico State and found the end zone twice on the ground against Abilene Christian ... Completed 20 or more passes four games

2013 (Freshman): Redshirted ... Member of the scout team

High School: Completed 108-of-201 pass attempts for 1,400 yards and six touchdowns as a senior ... Also rushed for 410 yards on 116 carries (3.5 YPC) and nine touchdowns ... Threw for 2,468 yards and 26 touchdowns as a junior in his first year as a starter ... ESPN.com said "this guy may be the most under the radar quarterback prospect in this class" ... ESPN.com rated him as the 27th best quarterback in the nation and a three-star recruit

Personal: Full name is William Brandon Silvers ... Son of Roz Ann and Jeff Silvers ... Born May 9, 1994, in Pensacola, Fla. ... Has one brother, Chase ... Uncle Carey Christensen played quarterback on Troy's 1984 national championship squad ... Aunt Metta Roberts played basketball at South Alabama ... Majoring in sport & fitness management



BRYAN SLATER

JR. | DT
6.2 | 290
MOBILE, ALA.
ST. PAUL'S HS

93

2015 (Sophomore): Saw action in five different games and finished the year with three tackles ... Picked up a single tackle against NC State, New Mexico State and UL Lafayette

2014 (RS-Freshman): Saw time in eight games as a reserve defensive tackle ... Lone tackle of the year came against Appalachian State ... Also played against UAB, Georgia, South Alabama, Georgia Southern, Georgia State, Idaho and UL Lafayette

2013 (Freshman): Redshirted ... Member of the scout team

High School: Named second team all-region as a senior after helping lead St. Paul's Episcopal School to a semifinal appearance in the Alabama 5A playoffs; St. Paul's finished the season ranked 12th in the state by Max Preps ... Recorded 54 tackles and six sacks as a senior ... Ranked as the 108th best strong-side defensive end and as the 102nd best player in Alabama by 247Sports ... As a junior, helped lead St. Paul's to the third round of the playoffs ... Also a member of the track and field and basketball teams ... Two-time all-state selection in the shot put; finished third at the state meet and won the county championship

Personal: Full name is Bryan Demarcus Slater ... Son of Celestia and Archie Slater ... Born Sept. 19, 1994, in Mobile, Ala. ... Majoring in social science ... Has one brother, Julian



A.J. SMILEY


So. | SPR
6.3 | 203
HOOVER, ALA.
SPAIN PARK HS

31

2015 (Freshman): Played in all 12 games as the backup at the spear position ... Finished the year with 27 tackles, a tackle for loss, two quarterback hurries and two pass break ups ... Recorded a season-high five tackles against Charleston Southern and ULM ... Broke up two passes to go along with a tackle in the season finale at UL Lafayette ... Tackle for loss came against Charleston Southern ... Tallied a tackle in 11-of-12 games and had multiple tackles in six different contests

High School: Named to the Alabama 7A ASWA All-State Second Team ... Selected to the All-Over the Mountain Football Team following his senior year at Spain Park High School ... Totaled 43 tackles, one tackle for loss and a pair of interceptions for the Jaguars as a senior ... As a junior, accounted for 32 tackles and 3.0 tackles for loss ... Two-year starter for the varsity basketball team

Personal: Full name is Anthony Bruce Smiley ... Son of Candace Grimes-Smiley and Anthony B. Smiley ... Born Aug. 16, 1996, in Birmingham, Ala. ... Father played football at Alabama under Bear Bryant (1980-83) and cousin Rickey Smiley is a radio personality and comedian ... Majoring in communications



JAMAL STADOM

JR. | DT
6.2 | 266
MELBOURNE, FLA.
MELBOURNE HS

30

2015 (Sophomore): Disruptive force on the defensive line as he finished the season with 34 tackles, five tackles for loss and a pair of sacks ... Started the first seven games of the season at defensive end and played in all 12 games ... Opened the season with seven tackles and a sack at NC State ... Had a pair of tackles for loss, a sack, a quarterback hurry and four tackles against South Alabama ... Added a tackle for loss and six tackles at Appalachian State ... Tallied five tackles and a quarterback hurry in the home opener against Charleston Southern ... Had multiple tackles in seven games and four or more tackles in five games



2014 (RS-Freshman): Started all 12 games and finished the year with 55 tackles, 6.5 tackles for loss, 4.5 sacks, two forced fumbles and two fumble recoveries ... Named the Sun Belt Defensive Player of the Week after recording 10 tackles, two sacks (21 yards), a forced fumble and two fumble recoveries in Troy's victory over New Mexico State ... In first career Sun Belt game, had seven tackles, two sacks (14 yards) and a quarterback hurry at ULM ... Added 2.5 tackles for loss and a half sack against Georgia State ... Came up with seven tackles against Duke and had six against Georgia State ... Had at least two tackles in all 12 games and finished with five or more tackles in five games

2013 (Freshman): Redshirted ... Member of the scout team

High School: Named first team all-state, all-conference and the Brevard County 6A Defensive Player of the Year his senior season ... Helped lead Melbourne to a 9-3 record and a trip to the second round of the Florida 6A Playoffs as a senior ... Played in back-to-back Florida Athletic Coaches Association North-South All-Star Games ... Played in the Central Florida East-West All-Star Game ... Named team MVP his senior year ... Recorded 112 tackles (52 solo), 14 sacks, 14 tackles for loss, two fumble recoveries and three forced fumbles as a senior

Personal: Full name is Jamal Tyquan Stadom ... Son of Kimberly and Marty Stadom ... Brother Marty played football at Troy (2012-13) ... Has a sister, Cijicha ... Born Jan. 19, 1994, in Melbourne, Fla. ... Majoring in human services



EMANUEL THOMPSON

Jr. | WR

6.1 | 193

CLAYTON, ALA.

BARBOUR COUNTY HS

8

2015 (Sophomore): Troy's third-leading receiver with 28 catches on the year and fourth with 299 receiving yards and three touchdown receptions ... Caught a season-high six passes for 44 yards and two touchdowns in Troy's victory over ULM ... Tallied a season-high 73 receiving yards on five catches, including a season-long 30-yard reception in Troy's victory at New Mexico State ... Started six games at the "Z" wide receiver position ... Ended the season with multiple catches in seven straight games; averaged 3.3 catches per game over that span and 2.3 per game for the entire season ... Caught a 6-yard touchdown pass against South Alabama

2014 (Freshman): Played in 11 games; missed game at South Alabama due to injury ... Finished the year with three catches for 28 yards and was a key contributor on special teams ... Had one catch for 12 yards at UAB, one for three yards at Georgia and one for 13 yards against Appalachian State

High School: Rushed for 521 yards and 12 touchdowns and threw for 800 yards and five touchdowns in six games at Barbour County (Ala.) High School before an injury cut short his season ... Led the Jaguars to their first playoff victory in school history his sophomore season ... Was the Jaguars' primary quarterback, but also played running back and wide receiver as needed ... Named the team's offensive MVP and earned the Leadership Award during his freshman season ... Also played basketball for Barbour County; helped lead the Jaguars to a state title ... Honorable mention Super 12 selection in both football and basketball ... Class president

Personal: Full name is Emanuel Michael Thompson, Jr. ... Son of Rhonda and Emanuel Thompson, Sr. ... Born Oct. 30, 1995, in Phenix City, Ala. ... Has five brothers, Michael Rodgers, Jamell Thompson, Antonio Rodgers, Joshua Thompson and Marcus Thompson ... Majoring in risk management insurance



MELVIN TYUS

R-Fr. | S

5.10 | 204

MONTGOMERY, ALA.

CARVER HS

12

2015 (Freshman): Redshirted ... Did not see any game action

High School: Helped lead Carver High School to a 9-3 record as a senior and a trip to the second round of the Alabama 6A playoffs ... Played wide receiver, running back and free safety in addition to returning kicks and punts for the Wolverines ... Selected to play in the Alabama-Mississippi All-Star game after he finished his senior season with 78 tackles, four interceptions and eight pass break ups ... Earned all-metro honors ... As a junior, finished with 62 tackles, two interceptions and six pass break ups ... Caught 55 passes for 730 yards and three touchdowns as a freshman and sophomore ... Also played baseball and ran track for the Wolverines

Personal: Full name is Melvin Nathaniel Tyus Jr. ... Son of Latonja and Melvin Tyus, Sr. ... Born Jan. 27, 1997, in Montgomery, Ala. ... Has two brothers, Steven Bell and Therrell Tyus, and one sister, Andrea Tyus ... Brother Therrell played football at Alabama State ... Majoring in sport & fitness management



BRATCHER UNDERWOOD

So. | K
5.9 | 160
DOTHAN, ALA.
HOUSTON ACADEMY

43

2015 (RS-Freshman): Handled Troy's kickoffs at Wisconsin ... Averaged 65.0 yards on his two attempts against the Badgers; both kicks went to the goal line

2014 (Freshman): Joined the team as a walk-on prior to fall camp ... Redshirted

High School: Earned all-state (2A) honors and was named a Kohl's Kicking Kickoff All-American as a senior at Houston Academy ... Finished his senior year 4-for-7 on field goal attempts with misses from 45, 55 and 57 yards ... Was 30-of-32 on PATs and only misses were blocked ... Set an Alabama 2A state record with a 52-yard field goal ... Also lettered in baseball, soccer and basketball for the Raiders ... Two-time Super 12 in soccer; scored 22 goals and had 10 assists combined those two seasons ... Helped lead Raiders to back-to-back region and area basketball titles

Personal: Full name is Samuel Bratcher Underwood ... Son of Amy and Sam Underwood ... Born Nov. 7, 1995, in Dothan, Ala. ... Has one sister, Sally Ann ... Uncle Reid Underwood played football at Alabama ... Majoring in sport & fitness management



HIRAM VELEZ

Jr. | WR
5.8 | 187
ADAIRSVILLE, GA.
ADAIRSVILLE HS | SCOTTSDALE CC

Scottsdale CC: Caught 31 passes for 398 yards and six touchdowns his sophomore season at Scottsdale CC ... Returned a pair of kicks for a 20.0 per return average and averaged 9.3 yards on 10 punt returns ... As a freshman, caught six passes for 131 yards and a touchdowns (21.8 yards per catch average) ... Also returned 11 punts for an average of 5.2 yards per return

High School: Played receiver and cornerback at Adairsville High School ... Also competed in track and field for the Tigers ... Signed with Georgia State out of high school

Personal: Full name is Hiram Velez ... Son of Nicole Turner ... Has two sisters, Keala and Haile ... Born Oct. 12, 1994, in New London, Conn. ... Has one son, Bryson Kyree Velez ... Majoring in human services



DOMINIC WALKER

Jr. | WR
6.2 | 210
ORLANDO, FLA.
EVANS HS | ITAWAMBA CC | AUBURN

88

Itawamba CC: As a sophomore at Itawamba CC, caught 23 passes for 316 yards and four touchdowns in 10 games ... Returned eight kickoffs for an average of 19.9 yards per return ... Rated as the No. 14 JUCO wide receiver in the class by 247 Sports

Auburn: Originally enrolled at Auburn out of Evans (Fla.) High School; spent the 2013 and 2014 seasons with the Tigers

High School: Recorded 36 receptions for 628 yards with seven touchdowns as a senior at Evans HS... Played both receiver and safety and helped the Trojans to consecutive district titles ... Ranked No. 16 in Orlando Sentinel Central Florida Super

60 ... 247Sports Top 150 WR, Top 160 in Florida ... Ranked as the No. 95 receiver by Rivals and No. 77 by Scout ... Selected to play in the Offense/Defense All-America Bowl

Personal: Full name is Dominic Lamar Walker ... Born Oct. 22, 1995, in Orlanda, Fla. ... Son of Angela Collet ... Has three brothers, Chedric, Dasean and Da'various, and one sister, Brittany ... Majoring in social science



KRIS WEATHERSPOON

Jr. | S
6.2 | 195
NATCHEZ, MISS.
NATCHEZ HS | HINDS CC

3

Hinds CC: Finished fourth overall and first among defensive backs with 60 tackles during his sophomore season at Hinds CC ... Also broke up five passes, forced a fumble and recorded one tackle for loss ... Eagles held opponents to just 159.7 passing yards per game and 23.1 points per game ... As a freshman, recorded 38 tackles, three pass break ups, a fumble recovery and one tackle for loss

High School: Earned Mississippi 6A all-state honors in addition to all-metro honors following his senior season at Natchez (Miss.) HS ... Set a school record with 10 interceptions in a single season ... Finished his high school career with 15 interceptions ... Played receiver and defensive back ... Also played soccer for the Bulldogs

Personal: Full name is Kristopher Omar Weatherspoon ... Born Oct. 6, 1994, in Natchez, Miss. ... Son of Dell Quinn and Henry Weatherspoon ... Has one brother, Trent, and one sister, Kaitlyn ... Majoring in social science



ZACC WELDON

R-Fr. | FB
6.0 | 230
SKIPPERSVILLE, ALA.
G.W. LONG HS

45

2015 (Freshman): Redshirted ... Did not see any game action

High School: Earned second team all-state honors following his senior season at G.W. Long High School ... Named to the Dothan Eagle Super 12 following his junior and senior seasons ... Rushed for 1,700 yards and 24 touchdowns as a senior and 1,900 yards and 26 touchdowns as a junior ... Helped lead the Rebels to a combined 37-3 record over his four seasons

Personal: Full name is Zachary Morrell Weldon ... Son of Teresa and Joe Weldon ... Born Dec. 30, 1996, in Ozark, Ala. ... Has one brother, Tyler, and three sisters, Chelsea, Brooke and Shea ... Majoring in computer science



CHANDLER WILLIAMS

R-Fr. | K
6.1 | 190
JACKSONVILLE, FLA.
MANDARIN HS

2015 (Freshman): Redshirted ... Did not see any game action

High School: Earned second team all-state and all-conference honors and first team all-county honors at Mandarin High School ... Connected on 10-of-11 field goal attempts and averaged 68 yards on kickoffs his senior season for the Mustangs ... As a junior, hit 6-of-7 field goals and averaged 64 yards on kickoffs ... Also lettered

in lacrosse ... Father was in the Navy

Personal: Full name is Chandler Austin Williams ... Son of Maria and Daron Williams ... Born Feb. 25, 1997, in Leonardtown, Md. ... Has one sister, Taylor ... Major is undecided



NYCK YOUNG

SR. | WR

6.1 | 200

HOMEWOOD, ALA.

HOMEWOOD HS | VICTOR VALLEY CC

2015 (Junior): Saw action in six games as a reserve wide receiver ... Lone catch of the season went for six yards at New Mexico State ... Also played against ULM, Georgia State and UL Lafayette

2014 (Sophomore): Finished the season with three catches for 15 yards ... Appeared in all 12 games during his initial campaign with the Trojans ... Had a pair of catches for eight yards against Georgia State and added one catch for seven yards at ULM

Victor Valley CC: Caught 36 passes for 774 yards and seven touchdowns as a sophomore at Victor Valley CC ... Earned league player of the week honors after eight grabs for 165 yards and three touchdowns against San Bernadino Valley College

High School: Earned honorable mention all-state honors by Scout.com after he caught 41 passes for 540 yards and four touchdowns as a senior at Homewood (Ala.) High School ... Rated as the No. 46 prospect in the state of Alabama by Rivals.com ... Named to the Scout.com Preseason All-State Second Team ... Rated among the top 60 players in Alabama in the 2012 signing class by Scout.com ... Named Homewood's Player of the Week following his performance against Huntsville HS with five receptions for 96 yards and one touchdown ... As a junior, had 29 catches for 585 yards and six touchdowns ... Also played basketball and ran track at Homewood ... All-area and all-metro in basketball after averaging 19.0 points per game as a senior ... Ran a 10.88 100 meter; Alabama 6A finalist in the 100 & 200 meter dash ... Originally signed with UAB

Personal: Full name is Nycholas Santrell Young ... Son of Sandra and Fredrick Young ... Born Aug. 6, 1994, in Homewood, Ala. ... Has one brother Freddy; four-year starter at Samford after all-state career at Homewood High School ... Majoring in criminal justice



MARCUS ANDERSON

R-So. | RB

5.10 | 175

KILLEEN, TEXAS

HARKER HEIGHTS HS | NAVARRO COLLEGE

Navarro College: Earned all-conference honors as an all-purpose back after rushing for over 400 yards and four touchdowns

High School: Earned first team all-district and first team All-Cen-TX following his senior year at Harker Heights High School ... Named first team all-district and newcomer of the year following his sophomore campaign ... Rushed for 1,100 yards as a senior ... As a junior, rushed for over 800 yards and eight touchdowns in just five games and as a sophomore rushed for over 800 yards and eight touchdowns

Personal: Full name is Marcus Lovann Anderson II ... Son of Buffy and Marcus, Sr. ... Born Jan. 14, 1996, in Honolulu, Hawai'i ... Father served in the Army ... Majoring in exercise science



KALEB BARKER

FR. | QB

6.1 | 200

DECATUR, ALA.

PRICEVILLE HS

High School: Named the Alabama 4A Back of the Year and Huntsville Region Player of the Year after tallying 4,343 yards of total offense and 52 touchdowns as a senior at Priceville High School ... His total offense yardage was the third-highest in Alabama High School Athletic Association (AHSAA) history, while his touchdown total was the sixth highest ... Added 77 tackles at defensive back ... Recorded the second and fourth highest single-game total offense totals in AHSAA history – 596 and 585 – in the first two games of his senior season ... Finished the season with 2,848 passing yards and 31 touchdowns with only seven interceptions and rushed for 1,495 yards and 21 touchdowns ... Helped lead Priceville to an 8-3 record and a region title ... Finished his career with a 58.5 percent completion percentage for his career – the sixth best in AHSAA history ... Played in only two games as a junior after suffering a season-ending injury – already had 700 yards of total offense and 10 touchdowns ... Rated as one of the top 85 pro-style quarterbacks in the country and as one of the top 65 players in Alabama by 247 Sports' composite rankings

Personal: Full name is Kaleb Larry Wayne Barker ... Born Aug. 1, 1997, in Decatur, Ala. ... Son of Todd and Melinda Barker ... Has two sisters, Kristy Harvell and Katie Pendley, and one brother, Kristian



DYLAN BRADSHAW

FR. | OL

6.2 | 312

ENTERPRISE, ALA.

ENTERPRISE HS

High School: Three-year starter at Enterprise High School ... Named team captain following his senior season with the Wildcats ... Helped lead Enterprise to the Alabama 7A State Playoffs his senior season ... Named to the ASWA Alabama 7A All-State Team following his senior season ... Versatile player along the offensive line as he started at center as a senior after starting at guard the two previous seasons

Personal: Son of Ginger and the late Brad Bradshaw ... Has three brothers, Dalton, John and Tyler ... Born July 22, 1998, in Enterprise, Ala. ... Uncle Marty Gilley played at Troy from 1983-86 and was a member of the 1984 NCAA Division II National Championship team ... Majoring in biology & biomedical science



Zo BRIDGES

FR. | LB
6.2 | 214
OPELIKA, ALA.
OPELIKA HS

50

High School: Finished his career at Opelika High School with 148 tackles (104 solo), 6.2 tackles per game, 24.5 sacks, two forced fumbles and two fumble recoveries ... Earned first team all-area honors following his senior year and was selected to represent Alabama in the Alabama-Mississippi All-Star Game ... Recorded 85 tackles, 13.0 tackles for loss and 15.0 sacks his senior year for the Bulldogs ... As a junior, finished with 63 tackles, 14.0 tackles for loss and 9.5 sacks ... Rated as one of the top 25 players in the state and one of the top 50 outside linebackers in the county by 247 Sports ... As a senior, helped lead Opelika to a perfect 10-0 regular season and a trip to the Alabama 6A Quarterfinals ... Opelika's defense shut out four opponents – two in the playoffs – and held two others to six points his senior year ... Helped lead Opelika to a 9-2 record as a junior with a pair of shutouts

Personal: Full name is Zocario Bridges ... Son of Kimyatta Taylor and Lonzo Bridges ... Has one brother, Jakci Stephens ... Born Sept. 14, 1997 ... Majoring in undecided



TERRANCE CORBETT

FR. | BAN
6.4 | 209
ATHENS, ALA.
EAST LIMESTONE HS

41

High School: Earned All-Huntsville Region honors after recording 76 tackles – 52 solo – with 12 sacks, 17 tackles for loss and 21 quarterback hurries his senior season at East Limestone High School ... Also forced a pair of fumbles and blocked a kick for the Indians ... Helped lead East Limestone to an 8-3 record and a berth in the Alabama 5A State Playoffs ... As a junior, recorded 72 tackles, eight sacks and five tackles for loss for an East Limestone defense that allowed just 9.3 points per game ... Helped the Indians to a 12-1 record and a berth in the Alabama 5A Quarterfinals ... Rated among the top 75 players in Alabama by 247 Sports

Personal: Son of Tedasha and Terrance Corbett, Sr. ... Born Jan. 5, 1997, in Huntsville, Ala. ... Majoring in undecided



TRISTAN CROWDER

FR. | OL
6.4 | 323
CARROLLTON, GA.
CARROLLTON HS

54

High School: Earned Georgia Sports Writers Association AAAA All-State Second Team honors following senior season at Carrollton High School ... Also earned all-area honors after helping lead the Trojans to the second round of the Georgia AAAA Playoffs ... Rated among the top 100 offensive tackles in the country and top 100 players in Georgia by 247 Sports

Personal: Son of Shrica and Melvin Edwards ... Has two brothers, Melvin, Jr., and Jervis, and one sister, Jenee ... Born June 3, 1998 ... Majoring in physical education




JABIR FRYE

FR. | RB
5.7 | 166
PENSACOLA, FLA.
ESCAMBIA HS

9

High School: Earned Florida 6A all-state honors after rushing for 1,125 yards and 10 touchdowns on 116 carries (9.7 YPC) in eight games as a senior at Escambia High School ... Also returned a pair of punts, one kickoff and one interception for a touchdown ... In a single game, recorded 496 all-purpose yards with five touchdowns (three rushing, one passing and one kickoff return) ... Played in the Subway East/West All-Star Game and was named the West Offensive MVP ... Also named to the Pensacola News Journal All-Area First Team ... Finished his three-year career with 3,936 all-purpose yards, 38 total touchdowns and 27.7 yards per punt return ... Averaged 9.1 yards per carry in his career ... Named to the Florida High School Football Panhandle Preseason Super 12 prior to his senior year

Personal: Full name is Jabir Malik Daughtry-Frye ... Son of Stacey Frye and Joel Daughtry ... Has one sister, Chelsea Frye ... Born Feb. 21, 1998, in Fort Benning, Ga.



J.L. GASTON

FR. | OL
6.4 | 289
MONROEVILLE, ALA.
MONROE ACADEMY

69

High School: Named to the Alabama Sports Writers Association All-State team following his junior and senior seasons at Monroe Academy ... Helped lead the Vols to a perfect 11-0 regular season record and a 13-1 overall mark with a berth in the AISA AAA State Championship Game as a senior ... Rated as one of the top 100 players in Alabama by 247 Sports ... First FBS signee out of Monroe Academy in over 10 years ... Helped the Vols to an 11-2 record his junior season and a trip to the AISA Semifinals

Personal: Full name is Julian Lee Gaston ... Son of Heather and Harvey Gaston ... Has one sister, Emma ... Born May 14, 1998 ...



JEREMIAH JONES

FR. | SPR
5.11 | 186
BESSEMER, ALA.
BESSEMER CITY HS

36

High School: Named to the AL.com Birmingham All-Region Second Team and to the Alabama Sports Writers Association All-State Team as an honorable mention selection following his senior season at Bessemer City High School ... Had four sacks, 16 quarterback hurries, eight tackles and three tackles for loss against Blount during his senior campaign ... Helped lead the Purple Tigers to an 8-5 record and a berth in the Alabama 6A Quarterfinals ... Bessemer City advanced to the state playoffs his sophomore, junior and senior seasons and posted a 10-2 record his sophomore year ... Rated among the top 110 players in Alabama by 247 Sports' composite rankings

Personal: Son of T Jones, and Erica and Donald Bland ... Has three brothers, Donald, C.J. and Davon, and three sisters, Tatyana, Shantel and Ashanti ... Born Nov. 6, 1997



HUNTER KENNEDY

So. | OL
6.3 | 285
TROY, ALA.

CHARLES HENDERSON HS | CHATTANOOGA

68

Chattanooga: Member of the scout team ... made the Dean's List and the A.D. Honor Roll in the fall

UAB: Redshirted his first season at UAB in 2014

High School: All-state offensive lineman at Charles Henderson High School ... Led the Trojans to a 14-1 record as a senior and a runner-up finish in the 5A playoffs

Personal: Full name is Hunter Thomas Kennedy ... Son of Lise Fayson and Craig Kennedy ... Has one sister, Melissa ... Born June 27, 1995 ... Mother played basketball at the University of Winnipeg (1987-89) ... father coached basketball at Auburn, Troy and Georgia Southern ... Majoring in Biology



SAM LETTON

Fr. | WR
6.2 | 215
MARIETTA, GA.
WALTON HS

17

High School: Named to the Georgia AAAAAA All-State First Team after he caught 49 passes for 800 yards (16.3 ypc) and 11 touchdowns his senior season at Walton High School ... Helped lead the Raiders to a 9-2 record and a berth in the Georgia AAAAAA State Playoffs ... Earned first team all-county and all-region honors his junior season after pulling in 42 receptions for 651 yards (15.5 ypc) and 10 touchdowns ... Rated as a top-70 tight end in the county by 247 Sports' composite rankings ... Played for his father, Bill Letton, at both Walton High School and Lexington Catholic in Kentucky

Personal: Son of Bill and Lori Letton ... Born Aug. 5, 1997 ... Has two brothers, Will and Nate ... Majoring in undecided



KELVIN LUCKY

Fr. | DE
6.4 | 214
ELMORE, ALA.
EDGEWOOD ACADEMY

56

High School: In his first year ever playing football, recorded 40 tackles and 11.5 tackles for loss as he helped lead Edgewood Academy to its sixth straight AISA State Championship his senior year ... Rated as the number two defensive end in the state of Alabama by Scout, one of the top 25 players in the state by 247 Sports' composite rankings and one of the top 30 players in the state by ESPN ... Helped Edgewood extend its winning streak out to 71 games ... Named to the AISA East All-Star Team and Montgomery Advertiser All-Metro First Team ... Second team all-metro in basketball as a junior with 11.4 points, 10.2 rebounds and 2.2 blocks per game

Personal: Son of Pam and John Sullivan ... Has one brother, Caleb Sullivan, and one sister, Brianna Sullivan ... Majoring in undecided



JAI NUNN-LIDDELL

Fr. | CB
6.2 | 183
MABLETON, GA.
PEBBLEBROOK HS

27

High School: Three-year starter at wide receiver and defensive back for Pebblebrook High School ... Finished his senior season with 61 tackles – 29 solo – to go along with nine pass break ups, two interceptions and four tackles for loss ... Playing in a Wing T offense, had seven catches for 85 yards and a touchdown

Personal: Son of Didra Goodlow and Jelani Liddell ... Has two brothers, Kelby Quarles and Micah Goodlow, and four sisters, Alaiyah, Alaina, Alani and Amyah ... Born April 22, 1998



WALTER PRITCHETT

Fr. | LB
6.2 | 215
PHENIX CITY, ALA.
CENTRAL HS

46

High School: Finalist for the Alabama 7A Lineman of the Year Award and earned Alabama Sports Writers Association First Team All-State honors following his senior year at Central High School ... Named the Bi-City Defensive Player of the Year and all-area ... Also selected to play in the Alabama-Mississippi All-Star Game ... Recorded 55 tackles, 24 tackles for loss, 14.5 sacks and three forced fumbles for the Red Devils ... Helped lead Central to a 9-4 record his senior season, a region title and a trip to the Alabama 7A Semifinals ... Rated among the top 100 players in the state of Alabama by 247 Sports ... Four-year starter and team captain his senior season

Personal: Full name is Walter Pritchett II ... Son of Yolanda and Walter Pritchett ... Has three brothers, Vontavious Maddox, Quandarius Adams and Venson Maddox, and two sisters, Jasmine Adams and Shaundra Maddox ... Born Aug. 11, 1998



MICHAEL ROBINSON

Fr. | DT
6.3 | 324
AUBURN, ALA.
AUBURN HS

95

High School: Voted permanent team captain by his Auburn High School teammates his senior season ... Finished the year with 41 tackles, four sacks, seven tackles for loss and a blocked field goal ... Rated as one of the top 65 players in the state by 247 Sports' composite rankings ... Rated as one of the top 50 defensive tackles in the South and the sixth best in Alabama by Scout ... Helped lead Auburn to the second round of the Alabama 7A State Playoffs

Personal: Full name is Michael Lewis Robinson, Jr. ... Son of Gwendolyn and Michael Robinson ... Born March 23, 1998, in Montgomery, Ala. ... Has two sisters, Wuinnise and Wendy, and a brother, Winston ... Cousin Ben Grubbs played football at Auburn and for the Kansas City Chiefs ... Majoring in computer science



STEVEN ROWZEE
JR. | OL
6.3 | 315
PARK FOREST, ILL.
RICH EAST HS | EASTERN ARIZONA


67

Eastern Arizona: Named first team All-Arizona, all-conference and all-western state following his sophomore season ... Helped lead Eastern Arizona to an 8-4 record

College of DuPage: Earned all-region honors as a freshman

High School: Earned all-conference and all-area honors at Rich East High School ... Helped lead the Rockets to a pair of Illinois 5A playoff appearances and a combined 30-12 record over his four seasons ... Also lettered in wrestling and track & field

Personal: Full name is Steven Rowzee ... Born April 5, 1995, in Chicago, Ill. ... Son of Deborah Franklin and Phillip Molex ... Has two brothers, Phillip and Tywan ... Majoring in human services



TYQUAE RUSSELL
JR. | SPR
6.1 | 200
OKLAHOMA CITY, OKLA.
MIDWEST CITY HS | NE OKLAHOMA JC

10

Northeastern Oklahoma: Recorded 39 tackles, three tackles for loss and a sack as a sophomore ... As a freshman, finished the season with 47 tackles, five pass break ups, a forced fumble and a fumble recovery

High School: Earned all-district and all-city honors at Midwest City High School ... Helped lead the Bombers to a 9-3 record and a trip to the second round of the playoffs his senior season ... Played tight end, linebacker and safety ... Also lettered in powerlifting, track & field and soccer

Personal: Full name is Tyquae Jamarious Russell ... Son of Felicia Russell ... Born Aug. 20, 1995, in Oklahoma City, Okla. ... Has one sister, Teeauna ... Majoring in psychology



B.J. SMITH
FR. | RB
5.9 | 186
MILLBROOK, ALA.
STANHOPE ELMORE HS

26

High School: Rushed for 1,025 yards and 10 touchdowns on just 131 carries (7.8 ypc) his senior season at Stanhope Elmore High School ... Also caught 18 passes for 195 yards and a pair of touchdowns ... Earned first team all-county and all-metro honors ... Named the team's offensive MVP and a team captain ... Rated as the 21st best all-purpose back in the country and one of the top 40 players in Alabama by 247 Sports ... Earned all-metro honors following his junior season with the Mustangs

Personal: Son of Teresa and Bennie Smith, Sr. ... Born Jan. 2, 1998, in Montgomery, Ala. ... Has one sister, Keondra




SAWYER SMITH
FR. | QB
6.3 | 200
CANTONMENT, FLA.
TATE HS

3

High School: Led Tate (Fla.) HS to a 27-9 record in his three years as a starter – the Aggies went 1-8 during his freshman season ... Rated as the No. 33 rated dual threat quarterback in the signing class by 247 Sports and the No. 36 dual threat quarterback by ESPN ... Led Tate to the Florida 6A semifinals as a senior for the first time in 10 seasons; the Aggies finished the season 10-3 ... Earned all-state honors as a senior and all-district honors as a junior and senior ... Finished his junior and senior seasons with a combined 5,627 yards and 47 touchdowns through the air, while rushing for 1,063 yards and 20 touchdowns ... Threw for 2,304 yards and 19 touchdowns as a junior in addition to rushing for 440 yards and seven touchdowns ... Also played baseball

Personal: Full name is Sawyer Bailey Smith ... Son of Johanna and Billy Smith ... Has one brother, Austen ... Brother played baseball at Alabama and with the Miami Marlins organization ... Major is undecided




TYLER SUMPTER
FR. | K/P
5.10 | 240
HOOVER, ALA.
SPAIN PARK HS

98

High School: Named to the AL.com Super All-State First Team and Birmingham All-Metro Team as a kicker following his senior season at Spain Park High School ... Earned Alabama Sports Writers Association All-State First Team honors as a punter after averaging 37.1 yards on his 63 punts ... Helped lead the Jaguars to the Alabama 7A State Championship Game and a 12-2 record his senior season ... Rated as one of the top 25 kickers in the country and one of the top 35 players in Alabama by ESPN ... Rated as the 13th best punter in the country by 247 Sports

Personal: Son of Tina and Chris Sumpter ... Born Nov. 25, 1997 ... Has two brothers, Braxton and Cameron, and one sister, Jenna-Hope



MARCUS WEBB
FR. | DE
6.3 | 245
DECATUR, ALA.
AUSTIN HS

48

High School: Named to the AL.com Huntsville All-Metro First Team after recording 91 tackles, 23 tackles for loss and 22 sacks as a senior at Austin High School ... Helped lead Austin to an 11-4 record and a trip to the Alabama 6A State Semifinals ... Two-year starter for the Black Bears ... Rated among the top 100 players in Alabama by 247 Sports

Personal: Son of Cassandra and Marcus Webb ... Has two sisters, Mya and Kyra ... Born Sept. 4, 1997 ... Majoring in sport & fitness management



ADARIUS WESLEY

FR. | WR

6.0 | 196

MONTGOMERY, ALA.

JEFF DAVIS HS

19

High School: Earned all-metro honorable mention honors following his senior season at Jeff Davis High School after pulling down 19 receptions for 350 yards and a pair of touchdowns ... As a junior, finished second on the team with 24 catches for 261 yards and a touchdown ... Finished his career with 64 catches for 977 yards (15.3 YPC) and seven touchdowns

Personal: Son of Shamekia Wesley and Roosevelt Zanders ... Has three brothers, Jordan, Demetrius and Tyler, and one sister, Jasmine ... Born Oct. 11, 1997



JUSTIN WYATT

JR. | WR

6.2 | 201

LAWRENCEVILLE, GA.

COLLINS HILL HS | PIERCE COLLEGE | OHIO

86

Prior to Troy: Spent two at Ohio before transferring to LA Pierce College ... Had 13 catches for 134 yards as a redshirt sophomore at Pierce

High School: Finished his Collins Hill High School career with 132 catches for 1,848 yards and 17 touchdowns, also rushed for 409 yards and five touchdowns ... Defensively, recorded 165 tackles, 11 sacks and 19 tackles for loss ... Earned first team all-region honors and first team all-county honors ... Named a NVC All-American ... Helped lead the Eagles to four playoff appearances and a 10-4 record his sophomore season ... Averaged 17 points, eight rebounds and six assists for the basketball team

Personal: Full name is Justin Jamar Wyatt ... Born Jan. 21, 1995, in Atlanta, Ga. ... Son of LaWanda Wyatt ... Has one sister, Shamyia ... Majoring in sport & fitness management



JOSH ANDERSON

RUSHING	G	Att	Yds	TD	Lg	Avg/C	Avg/G
2014	12	10	43	1	11	4.3	3.6
2015	12	10	29	0	7	2.9	2.4
TOTAL	24	20	72	1	11	3.6	3.0

TOTAL OFFENSE	G	Rush	Pass	Total	Avg/G
2014	12	43	0	43	3.6
2015	12	29	0	29	2.4
TOTAL	24	72	0	72	3.0

RECEIVING	G	Rec	Yds	TD	Lg	Rec/G	Avg/C	Avg/G
2014	12	3	28	0	18	0.2	9.3	2.3
2015	12	0	0	0	0	0.0	0.0	0.0
TOTAL	24	3	28	0	18	0.1	9.3	1.2

SCORING	G	TD	PAT	2PAT	FG	Total	Avg/G
2014	12	1	0	0	0	6	0.5
2015	12	0	0	0	0	0	0.0
TOTAL	24	1	0	0	0	6	0.2

ALL PURPOSE	G	Rush	Rec	PR	KR	IR	Total	Avg/G
2014	12	43	28	0	0	0	71	5.9
2015	12	29	0	0	0	0	29	2.4
TOTAL	24	72	28	0	0	0	100	4.2

MARQUELL BECKWITH

RUSHING	G	Att	Yds	TD	Lg	Avg/C	Avg/G
2014	4	4	-1	0	4	-0.2	-0.2
TOTAL	4	4	-1	0	4	-0.2	-0.2

TOTAL OFFENSE	G	Rush	Pass	Total	Avg/G
2014	4	-1	0	-1	-0.2
TOTAL	4	-1	0	-1	-0.2

ALL PURPOSE	G	Rush	Rec	PR	KR	IR	Total	Avg/G
2014	4	-1	0	0	0	0	-1	-0.2
TOTAL	4	-1	0	0	0	0	-1	-0.2

DEMETRIUS CAIN

TACKLES	G	UA	A	Total	TFL	Yds	PD	FF	FR	Blkd	QBH
2015	12	29	16	45	2.0	4	4	1	2	0	1
TOTAL	12	29	16	45	2.0	4	4	1	2	0	1

SACKS	G	UA	A	Total	Yds
2015	12	1	0	1.0	2
TOTAL	12	1	0	1.0	2

SCORING	G	TD	PAT	2PAT	FG	Total	Avg/G
2015	12	2	0	0	0	12	1.0
TOTAL	12	2	0	0	0	12	1.0

SETH CALLOWAY

TACKLES	G	UA	A	Total	TFL	Yds	PD	FF	FR	Blkd	QBH
2014	12	6	3	9	1.0	1	0	0	0	0	1
2015	10	9	16	25	5.0	18	0	0	0	0	0
TOTAL	22	15	19	34	6.0	19	0	0	0	0	1

SACKS	G	UA	A	Total	Yds
2014	12	0	0	0.0	0
2015	10	1	3	2.5	13
TOTAL	22	1	3	2.5	13

JORDAN CHUNN

RUSHING	G	Att	Yds	TD	Lg	Avg/C	Avg/G
2013	12	128	514	14	47	4.0	42.8
2014	12	111	505	6	21	4.5	42.1
2015	2	7	39	1	29	5.6	19.5
TOTAL	26	246	1058	21	47	4.3	40.7

TOTAL OFFENSE	G	Rush	Pass	Total	Avg/G
2013	12	514	0	514	42.8
2014	12	505	0	505	42.1
2015	2	39	0	39	19.5
TOTAL	26	1058	0	1058	40.7

RECEIVING	G	Rec	Yds	TD	Lg	Rec/G	Avg/C	Avg/G
2013	12	21	104	0	22	1.8	5.0	8.7
2014	12	4	20	0	10	0.3	5.0	1.7
2015	2	1	2	0	2	0.5	2.0	1.0
TOTAL	26	26	126	0	22	1.0	4.8	4.8

SCORING	G	TD	PAT	2PAT	FG	Total	Avg/G
2013	12	14	0	0	0	84	7.0
2014	12	6	0	0	0	36	3.0
2015	2	1	0	0	0	6	3.0
TOTAL	26	21	21	0	0	0	0

KICK RETURNS	G	No.	Yds	TD	Lg	Avg/R	Avg/G
2013	12	1	16	0	16	16.0	1.3
2014	12	0	0	0	0	0.0	0.0
TOTAL	24	1	16	0	16	16.0	0.7

ALL PURPOSE	G	Rush	Rec	PR	KR	IR	Total	Avg/G
2013	12	514	104	0	16	0	634	52.8
2014	12	505	20	0	0	0	525	43.8
TOTAL	24	1019	124	0	16	0	1159	48.3

RASHAD DILLARD

TACKLES	G	UA	A	Total	TFL	Yds	PD	FF	FR	Blkd	QBH
2014	1	1	1	2	0.0	0	0	0	0	0	0
2015	12	18	12	30	9.0	59	0	2	1	0	5
TOTAL	13	19	13	32	9.0	59	0	2	1	0	5

SACKS	G	UA	A	Total	Yds
2014	1	0	0	0.0	0
2015	12	6	2	7.0	44
TOTAL	13	6	2	7.0	44

SCORING	G	TD	PAT	2PAT	FG	Total	Avg/G
2014	1	0	0	0	0	0	0.0
2015	12	1	0	0	0	6	0.5
TOTAL	13	1	0	0	0	6	0.5

DEONDRE DOUGLAS

RECEIVING	G	Rec	Yds	TD	Lg	Rec/G	Avg/C	Avg/G
2015	12	21	172	0	24	1.8	8.2	14.3
TOTAL	12	21	172	0	24	1.8	8.2	14.3

KICK RETURNS	G	No.	Yds	TD	Lg	Avg/R	Avg/G
2015	12	4	68	0	44	17.0	5.7
TOTAL	12	4	68	0	44	17.0	5.7

ALL PURPOSE	G	Rush	Rec	PR	KR	IR	Total	Avg/G
2015	12	0	172	0	68	0	240	20.0
TOTAL	12	0	172	0	68	0	240	20.0

ANDRE FLAKES

RUSHING	G	Att	Yds	TD	Lg	Avg/C	Avg/G
2014	11	0	0	0	0	0.0	0.0
2015	12	66	243	3	47	3.7	20.2
TOTAL	23	66	243	3	47	3.7	10.6

TOTAL OFFENSE	G	Rush	Pass	Total	Avg/G
2014	11	0	0	0	0.0
2015	12	243	0	243	20.2
TOTAL	23	243	0	243	10.6

RECEIVING	G	Rec	Yds	TD	Lg	Rec/G	Avg/C	Avg/G
2014	11	0	0	0	0	0.0	0.0	0.0
2015	12	9	49	0	13	0.8	5.4	4.1
TOTAL	23	9	49	0	13	0.4	5.4	2.1

SCORING	G	TD	PAT	2PAT	FG	Total	Avg/G
2014	11	0	0	0	0	0	0.0
2015	12	3	0	0	0	18	1.5
TOTAL	23	3	0	0	0	18	0.8

KICK RETURNS	G	No.	Yds	TD	Lg	Avg/R	Avg/G
2014	11	2	25	0	23	12.5	2.3
2015	12	0	0	0	0	0.0	0.0
TOTAL	23	2	25	0	23	12.5	1.1

ALL PURPOSE	G	Rush	Rec	PR	KR	IR	Total	Avg/G
2014	11	0	0	0	25	0	25	2.3
2015	12	243	49	0	0	0	292	24.3
TOTAL	23	243	49	0	25	0	317	13.8

DONDRELL HARRIS

TACKLES	G	UA	A	Total	TFL	Yds	PD	FF	FR	Blkd	QBH
2013	3	0	2	2	0.0	0	0	0	0	0	0
2014	12	13	13	26	2.0	5	0	0	0	0	0
2015	9	1	1	2	0.0	0	0	0	0	0	0
TOTAL	24	14	16	30	2.0	5	0	0	0	0	0

JALEN HARRIS

TACKLES	G	UA	A	Total	TFL	Yds	PD	FF	FR	Blkd	QBH
2014	12	0	0	0	0.0	0	0	0	0	0	0
2015	11	27	7	34	2.0	2	1	0	1	0	1
TOTAL	23	27	7	34	2.0	2	1	0	1	0	1

SACKS

	G	UA	A	Total	Yds
2014	12	0	0	0.0	0
2015	11	1	0	1.0	1
TOTAL	23	1	0	1.0	1

RECEIVING

	G	Rec	Yds	TD	Lg	Rec/G	Avg/C	Avg/G
2014	12	6	58	0	27	0.5	9.7	4.8
2015	11	0	0	0	0	0.0	0.0	0.0
TOTAL	23	6	58	0	27	0.3	9.7	2.5

ALL PURPOSE

	G	RUSH	Rec	PR	KR	IR	TOTAL	Avg/G
2014	12	0	58	0	0	0	58	4.8
2015	11	0	0	0	0	0	0	0.0
TOTAL	23	0	58	0	0	0	58	2.5

JOHN JOHNSON

RUSHING	G	Att	Yds	TD	Lg	Avg/C	Avg/G
2014	12	3	30	0	13	10.0	2.5
2015	12	1	-17	0	0	-17.0	-1.4
TOTAL	24	4	13	0	13	3.2	0.5

PASSING

	G	Att	Cmp	Int	Yds	TD	Lg	Pct	Avg/P	Avg/G	Effic
2014	12	0	0	0	0	0	0	0.0	0.0	0.0	0.0
2015	12	1	1	0	0	0	0	100.0	0.0	0.0	100.0
TOTAL	24	1	1	0	0	0	0	100.0	0.0	0.0	100.0

TOTAL OFFENSE

	G	Rush	Pass	Total	Avg/G
2014	12	30	0	30	2.5
2015	12	-17	0	-17	-1.4
TOTAL	24	13	0	13	0.5

RECEIVING

	G	Rec	Yds	TD	Lg	Rec/G	Avg/C	Avg/G
2014	12	11	99	0	49	0.9	9.0	8.2
2015	12	23	258	0	41	1.9	11.2	21.5
TOTAL	24	34	357	0	49	1.4	10.5	14.9

KICK RETURNS

	G	No.	Yds	TD	Lg	Avg/R	Avg/G
2014	12	1	21	0	21	21.0	1.8
2015	12	1	10	0	10	10.0	0.8
TOTAL	24	2	31	0	21	15.5	1.3

ALL PURPOSE

	G	Rush	Rec	PR	KR	IR	Total	Avg/G
2014	12	30	99	0	21	0	150	12.5
2015	12	-17	258	0	10	0	251	20.9
TOTAL	24	13	357	0	31	0	401	16.7

ROBERT JOHNSON

TACKLES	G	UA	A	Total	TFL	Yds	PD	FF	FR	Blkd	QBH
2015	12	4	6	10	0.0	0	0	0	0	0	0
TOTAL	12	4	6	10	0.0	0	0	0	0	0	0

RYAN KAY

SCORING	G	TD	PAT	2PAT	FG	Total	Avg/G
2013	2	0	0	0	0	0	0.0
2014	12	0	30	0	10	60	5.0
2015	12	0	0	0	1	3	0.2
TOTAL	26	0	30	0	11	63	2.4

FIELD GOALS	G	Att	Made	Lg	Pct
2013	2	0	0	0	0.0
2014	12	14	10	47	71.4
2015	12	2	1	32	50.0
TOTAL	26	16	11	47	68.8

PUNTING

	G	No.	YARDS	Lg	Avg
2013	2	3	113	43	37.7
2014	12	62	2472	56	39.9
2015	12	61	2556	62	41.9
TOTAL	26	126	5141	62	40.8

DEMONE KEMP

TACKLES	G	UA	A	Total	TFL	Yds	PD	FF	FR	Blkd	QBH
2015	3	1	1	2	0.0	0	0	0	0	0	0
TOTAL	3	1	1	2	0.0	0	0	0	0	0	0

SAM LEBBIE

TACKLES	G	UA	A	Total	TFL	Yds	PD	FF	FR	Blkd	QBH
2014	12	15	11	26	3.0	5	1	0	0	0	0
TOTAL	12	15	11	26	3.0	5	1	0	0	0	0

TERRIS LEWIS

TACKLES	G	UA	A	Total	TFL	Yds	PD	FF	FR	Blkd	QBH
2013	12	17	10	27	2.0	10	1	3	0	0	1
2014	5	19	6	25	0.0	0	1	0	0	0	0
2015	12	40	23	63	5.5	14	1	2	1	0	3
TOTAL	29	76	39	115	7.5	24	3	5	1	0	4

INTERCEPTIONS

	G	No.	Yds	TD	Lg	Avg/R	Avg/G
2013	12	1	7	0	7	7.0	0.6
2014	5	0	0	0	0	0.0	0.0
2015	12	0	0	0	0	0.0	0.0
TOTAL	29	1	7	0	7	7.0	0.2

WILLIAM LLOYD

TACKLES	G	UA	A	Total	TFL	Yds	PD	FF	FR	Blkd	QBH
2015	12	46	27	73	9.0	35	0	1	0	0	1
TOTAL	12	46	27	73	9.0	35	0	1	0	0	1

SACKS

	G	UA	A	Total	Yds
2015	12	3	1	3.5	26
TOTAL	12	3	1	3.5	26

JUSTIN LUCAS

TACKLES	G	UA	A	Total	TFL	Yds	PD	FF	FR	Blkd	QBH
2015	12	23	18	41	6.5	15	1	0	1	0	1
TOTAL	12	23	18	41	6.5	15	1	0	1	0	1

SACKS

	G	UA	A	Total	Yds
2015	12	1	1	1.5	8
TOTAL	12	1	1	1.5	8

INTERCEPTIONS

	G	No.	Yds	TD	Lg	Avg/R	Avg/G
2015	12	1	3	0	3	3.0	0.2
TOTAL	12	1	3	0	3	3.0	0.2

JOSH MARSHALL

TACKLES	G	UA	A	Total	TFL	Yds	PD	FF	FR	Blkd	QBH
2015	12	14	7	21	0.0	0	0	0	0	0	0
TOTAL	12	14	7	21	0.0	0	0	0	0	0	0

JAWON McDOWELL

TACKLES	G	UA	A	Total	TFL	Yds	PD	FF	FR	Blkd	QBH
2015	2	0	2	2	0.0	0	0	0	0	0	0
TOTAL	2	0	2	2	0.0	0	0	0	0	0	0

KE'MARVIN PITTS

RUSHING	G	Att	Yds	TD	Lg	Avg/C	Avg/G
2015	2	7	4	0	4	0.6	2.0
TOTAL	2	7	4	0	4	0.6	2.0

TOTAL OFFENSE

	G	Rush	Pass	Total	Avg/G
2015	2	4	0	4	2.0
TOTAL	2	4	0	4	2.0

ALL PURPOSE

	G	Rush	Rec	PR	KR	IR	Total	Avg/G
2015	2	4	0	0	0	0	4	2.0
TOTAL	2	4	0	0	0	0	4	2.0

CLARK QUISENBERRY

RECEIVING	G	Rec	Yds	TD	Lg	Rec/G	Avg/C	Avg/G
2013	12	0	0	0	0	0.0	0.0	0.0
2014	11	3	44	0	27	0.3	14.7	4.0
2015	12	14	138	0	26	1.2	9.9	11.5
TOTAL	35	17	182	0	27	0.5	10.7	5.2

ALL PURPOSE	G	Rush	Rec	PR	KR	IR	Total	Avg/G
2013	12	0	0	0	0	0	0	0.0
2014	11	0	44	0	0	0	44	4.0
2015	12	0	138	0	0	0	138	11.5
TOTAL	35	0	182	0	0	0	182	5.2

HUNTER REESE

TACKLES	G	UA	A	Total	TFL	Yds	PD	FF	FR	Blkd	QBH
2015	6	3	1	4	1.0	5	0	0	0	0	0
TOTAL	6	3	1	4	1.0	5	0	0	0	0	0

CEDARIUS ROOKARD

TACKLES	G	UA	A	Total	TFL	Yds	PD	FF	FR	Blkd	QBH
2015	10	30	10	40	0.0	0	1	1	0	0	0
TOTAL	10	30	10	40	0.0	0	1	1	0	0	0

JALEN ROUNTREE

TACKLES	G	UA	A	Total	TFL	Yds	PD	FF	FR	Blkd	QBH
2015	9	20	1	21	0.0	0	1	0	0	0	0
TOTAL	9	20	1	21	0.0	0	1	0	0	0	0

ISMAIL SALEEM

RECEIVING	G	Rec	Yds	TD	Lg	Rec/G	Avg/C	Avg/G
2015	12	7	63	0	15	0.6	9.0	5.2
TOTAL	12	7	63	0	15	0.6	9.0	5.2

ALL PURPOSE	G	Rush	Rec	PR	KR	IR	Total	Avg/G
2015	12	0	63	0	0	0	63	5.2
TOTAL	12	0	63	0	0	0	63	5.2

TREVON SANDERS

TACKLES	G	UA	A	Total	TFL	Yds	PD	FF	FR	Blkd	QBH
2015	12	15	19	34	1.0	1	0	0	0	0	0
TOTAL	12	15	19	34	1.0	1	0	0	0	0	0

BRANDON SILVERS

RUSHING	G	Att	Yds	TD	Lg	Avg/CAvg/G
2014	11	100	196	5	30	2.0 17.8
2015	11	41	41	2	14	1.0 3.7
TOTAL	22	141	237	7	30	1.7 10.8

PASSING	G	Att	Cmp	Int	Yds	TD	Lg	Pct	Avg/P	Avg/G	Effic
2014	11	271	191	3	1836	11	53	70.5	6.8	166.9	138.6
2015	11	330	202	7	2378	20	75	61.2	7.2	216.2	137.5
TOTAL	22	601	393	10	4214	31	75	65.4	7.0	191.5	138.0

TOTAL OFFENSE	G	Rush	Pass	Total	Avg/G
2014	11	196	1836	2032	184.7
2015	11	41	2378	2419	219.9
TOTAL	22	237	4214	4451	202.3

RECEIVING	G	Rec	Yds	TD	Lg	Rec/G	Avg/C	Avg/G
2014	11	0	0	0	0	0.0	0.0	0.0
2015	11	1	9	0	9	0.1	9.0	0.8
TOTAL	22	1	9	0	9	0.0	9.0	0.4

SCORING	G	TD	PAT	2PAT	FG	Total	Avg/G
2014	11	5	0	0	0	30	2.7
2015	11	2	0	0	0	12	1.1
TOTAL	22	7	0	0	0	42	1.9

ALL PURPOSE	G	Rush	Rec	PR	KR	IR	Total	Avg/G
2014	11	196	0	0	0	0	196	17.8
2015	11	41	9	0	0	0	50	4.5
TOTAL	22	237	9	0	0	0	246	11.2

BRYAN SLATER

TACKLES	G	UA	A	Total	TFL	Yds	PD	FF	FR	Blkd	QBH
2014	8	0	1	1	0.0	0	0	0	0	0	0
2015	5	0	3	3	0.0	0	0	0	0	0	0
TOTAL	13	0	4	4	0.0	0	0	0	0	0	0

A.J. SMILEY

TACKLES	G	UA	A	Total	TFL	Yds	PD	FF	FR	Blkd	QBH
2015	12	17	10	27	1.0	2	2	0	0	0	1
TOTAL	12	17	10	27	1.0	2	2	0	0	0	1

JAMAL STADOM

TACKLES	G	UA	A	Total	TFL	Yds	PD	FF	FR	Blkd	QBH
2014	12	33	22	55	6.5	43	0	2	2	0	1
2015	12	20	14	34	5.0	29	0	0	0	0	2
TOTAL	24	53	36	89	11.5	72	0	2	2	0	3

SACKS	G	UA	A	Total	Yds
2014	12	4	1	4.5	36
2015	12	2	0	2.0	15
TOTAL	24	6	1	6.5	51

EMANUEL THOMPSON

RECEIVING	G	Rec	Yds	TD	Lg	Rec/G	Avg/C	Avg/G
2014	11	3	28	0	13	0.3	9.3	2.5
2015	12	28	299	3	30	2.3	10.7	24.9
TOTAL	23	31	327	3	30	1.3	10.5	14.2

SCORING	G	TD	PAT	2PAT	FG	Total	Avg/G
2014	11	0	0	0	0	0	0.0
2015	12	3	0	0	0	18	1.5
TOTAL	23	3	0	0	0	18	0.8

ALL PURPOSE	G	Rush	Rec	PR	KR	IR	Total	Avg/G
2014	11	0	28	0	0	0	28	2.5
2015	12	0	299	0	0	0	299	24.9
TOTAL	23	0	327	0	0	0	327	14.2

NYCK YOUNG

RECEIVING	G	Rec	Yds	TD	Lg	Rec/G	Avg/C	Avg/G
2014	12	3	15	0	7	0.2	5.0	1.2
2015	4	1	6	0	6	0.2	6.0	1.5
TOTAL	16	4	21	0	7	0.2	5.2	1.3

ALL PURPOSE	G	Rush	Rec	PR	KR	IR	Total	Avg/G
2014	12	0	15	0	0	0	15	1.2
2015	4	0	6	0	0	0	6	1.5
TOTAL	16	0	21	0	0	0	21	1.3

JOSH ANDERSON

		--RUSHING--				--RECEIVING--				-----PASSING-----				-----KICK RET-----				--PUNT RET--				all		
Date	Opponent	No.	Yds	TD	Lg	No.	Yds	TD	Lg	Cmp	Att	Int	Yds	TD	Lg	No	Yds	TD	Lg	No	Yds	TD	Lg	purp
Sep 05, 2015	at NC State	0	0	0	0	0	0	0	0	0	0	0	0	0	0	0	0	0	0	0	0	0	0	0
Sep 12, 2015	CHARLESTON SOUTHERN	1	-2	0	0	0	0	0	0	0	0	0	0	0	0	0	0	0	0	0	0	0	0	-2
Sep 19, 2015	at Wisconsin	5	15	0	6	0	0	0	0	0	0	0	0	0	0	0	0	0	0	0	0	0	0	15
Oct 03, 2015	SOUTH ALABAMA	0	0	0	0	0	0	0	0	0	0	0	0	0	0	0	0	0	0	0	0	0	0	0
Oct 10, 2015	at Mississippi State	0	0	0	0	0	0	0	0	0	0	0	0	0	0	0	0	0	0	0	0	0	0	0
Oct 17, 2015	IDAHO	0	0	0	0	0	0	0	0	0	0	0	0	0	0	0	0	0	0	0	0	0	0	0
Oct 24, 2015	at New Mexico State	0	0	0	0	0	0	0	0	0	0	0	0	0	0	0	0	0	0	0	0	0	0	0
Oct 31, 2015	at Appalachian State	0	0	0	0	0	0	0	0	0	0	0	0	0	0	0	0	0	0	0	0	0	0	0
Nov 07, 2015	ULM	0	0	0	0	0	0	0	0	0	0	0	0	0	0	0	0	0	0	0	0	0	0	0
Nov 14, 2015	GEORGIA SOUTHERN	0	0	0	0	0	0	0	0	0	0	0	0	0	0	0	0	0	0	0	0	0	0	0
Nov 27, 2015	at Georgia State	2	9	0	5	0	0	0	0	0	0	0	0	0	0	0	0	0	0	0	0	0	0	9
Dec 05, 2015	at UL Lafayette	2	7	0	7	0	0	0	0	0	0	0	0	0	0	0	0	0	0	0	0	0	0	7
Totals		10	29	0	7	0	0	0	0	0	0	0	0	0	0	0	0	0	0	0	0	0	0	29

Date	Opponent	--RUSHING--				--RECEIVING--				-----PASSING-----				-----KICK RET-----				--PUNT RET--				all purp	
		No.	Yds	TD	Lg	No.	Yds	TD	Lg	Cmp	Att	Int	Yds	TD	Lg	No	Yds	TD	Lg	No	Yds		TD
Aug 30, 2014	at UAB	0	0	0	0	0	0	0	0	0	0	0	0	0	0	0	0	0	0	0	0	0	0
Sep 06, 2014	DUKE	0	0	0	0	1	18	0	18	0	0	0	0	0	0	0	0	0	0	0	0	0	18
Sep 13, 2014	ABILENE CHRISTIAN	0	0	0	0	0	0	0	0	0	0	0	0	0	0	0	0	0	0	0	0	0	0
Sep 20, 2014	at Georgia	0	0	0	0	0	0	0	0	0	0	0	0	0	0	0	0	0	0	0	0	0	0
Sep 27, 2014	at ULM	1	2	0	2	0	0	0	0	0	0	0	0	0	0	0	0	0	0	0	0	0	2
Oct 11, 2014	NEW MEXICO STATE	0	0	0	0	0	0	0	0	0	0	0	0	0	0	0	0	0	0	0	0	0	0
Oct 18, 2014	APPALACHIAN STATE	1	4	0	4	0	0	0	0	0	0	0	0	0	0	0	0	0	0	0	0	0	4
Oct 24, 2014	at South Alabama	0	0	0	0	0	0	0	0	0	0	0	0	0	0	0	0	0	0	0	0	0	0
Oct 30, 2014	at Georgia Southern	0	0	0	0	0	0	0	0	0	0	0	0	0	0	0	0	0	0	0	0	0	0
Nov 08, 2014	GEORGIA STATE	3	23	1	11	0	0	0	0	0	0	0	0	0	0	0	0	0	0	0	0	0	23
Nov 15, 2014	at Idaho	5	14	0	8	1	4	0	4	0	0	0	0	0	0	0	0	0	0	0	0	0	18
Nov 29, 2014	UL LAFAYETTE	0	0	0	0	1	6	0	6	0	0	0	0	0	0	0	0	0	0	0	0	0	6
Totals		10	43	1	11	3	28	0	18	0	0	0	0	0	0	0	0	0	0	0	0	0	71

DEMETRIUS CAIN

		-----TACKLES-----				-SACKS-		-FUMBLE-				Pass
Date	Opponent	Solo	Ast	Total	TFL-Yds	No-Yds	FF	FR-Yds	Int-Yds	QBH		Brk
Sep 05, 2015	at NC State	4	1	5	0.0-0	0.0-0	1	0-0	0-0	0	0	0
Sep 12, 2015	CHARLESTON SOUTHERN	0	2	2	0.5-1	0.0-0	0	0-0	0-0	0	0	1
Sep 19, 2015	at Wisconsin	1	1	2	0.0-0	0.0-0	0	0-0	0-0	0	0	1
Oct 03, 2015	SOUTH ALABAMA	2	1	3	0.0-0	0.0-0	0	0-0	0-0	0	0	0
Oct 10, 2015	at Mississippi State	1	3	4	0.5-1	0.0-0	0	0-0	0-0	0	0	0
Oct 17, 2015	IDAHO	2	0	2	0.0-0	0.0-0	0	0-0	0-0	1	0	0
Oct 24, 2015	at New Mexico State	3	0	3	1.0-2	1.0-2	0	0-0	0-0	0	1	0
Oct 31, 2015	at Appalachian State	3	2	5	0.0-0	0.0-0	0	0-0	0-0	0	0	0
Nov 07, 2015	ULM	3	1	4	0.0-0	0.0-0	0	0-0	0-0	0	0	0
Nov 14, 2015	GEORGIA SOUTHERN	4	0	4	0.0-0	0.0-0	0	1-19	0-0	0	0	0
Nov 27, 2015	at Georgia State	2	3	5	0.0-0	0.0-0	0	0-0	0-0	0	1	0
Dec 05, 2015	at UL Lafayette	4	2	6	0.0-0	0.0-0	0	1-17	0-0	0	0	0
Totals		29	16	45	2.0-4	1.0-2	1	2-36	0-0	1		4

SETH CALLOWAY

		-----TACKLES-----				-SACKS-		-FUMBLE-				Pass
Date	Opponent	Solo	Ast	Total	TFL-Yds	No-Yds	FF	FR-Yds	Int-Yds	QBH		Brk
Sep 05, 2015	at NC State	2	0	2	0.0-0	0.0-0	0	0-0	0-0	0	0	0
Sep 12, 2015	CHARLESTON SOUTHERN	0	0	0	0.0-0	0.0-0	0	0-0	0-0	0	0	0
Sep 19, 2015	at Wisconsin	0	4	4	0.5-1	0.0-0	0	0-0	0-0	0	0	0
Oct 03, 2015	SOUTH ALABAMA	0	4	4	1.0-2	0.5-1	0	0-0	0-0	0	0	0
Oct 10, 2015	at Mississippi State	1	0	1	0.0-0	0.0-0	0	0-0	0-0	0	0	0
Oct 17, 2015	IDAHO	1	0	1	0.0-0	0.0-0	0	0-0	0-0	0	0	0
Oct 24, 2015	at New Mexico State	1	2	3	1.5-3	0.0-0	0	0-0	0-0	0	0	0
Oct 31, 2015	at Appalachian State	3	5	8	1.5-9	1.5-9	0	0-0	0-0	0	0	0
Nov 27, 2015	at Georgia State	0	1	1	0.5-3	0.5-3	0	0-0	0-0	0	0	0
Dec 05, 2015	at UL Lafayette	1	0	1	0.0-0	0.0-0	0	0-0	0-0	0	0	0
Totals		9	16	25	5.0-18	2.5-13	0	0-0	0-0	0	0	0

		-----TACKLES-----				-SACKS-		-FUMBLE-				Pass
Date	Opponent	Solo	Ast	Total	TFL-Yds	No-Yds	FF	FR-Yds	Int-Yds	QBH		Brk
Aug 30, 2014	at UAB	0	0	0	0.0-0	0.0-0	0	0-0	0-0	0		0
Sep 06, 2014	DUKE	3	1	4	0.0-0	0.0-0	0	0-0	0-0	0		0
Sep 13, 2014	ABILENE CHRISTIAN	1	1	2	1.0-1	0.0-0	0	0-0	0-0	0		0
Sep 20, 2014	at Georgia	1	0	1	0.0-0	0.0-0	0	0-0	0-0	0		0
Sep 27, 2014	at ULM	0	0	0	0.0-0	0.0-0	0	0-0	0-0	0		0
Oct 11, 2014	NEW MEXICO STATE	0	0	0	0.0-0	0.0-0	0	0-0	0-0	0		0
Oct 18, 2014	APPALACHIAN STATE	0	0	0	0.0-0	0.0-0	0	0-0	0-0	0		0
Oct 24, 2014	at South Alabama	1	0	1	0.0-0	0.0-0	0	0-0	0-0	0		0
Oct 30, 2014	at Georgia Southern	0	0	0	0.0-0	0.0-0	0	0-0	0-0	0		0
Nov 08, 2014	GEORGIA STATE	0	1	1	0.0-0	0.0-0	0	0-0	0-0	0		0
Nov 15, 2014	at Idaho	0	0	0	0.0-0	0.0-0	0	0-0	0-0	1		0
Nov 29, 2014	UL LAFAYETTE	0	0	0	0.0-0	0.0-0	0	0-0	0-0	0		0
Totals		6	3	9	1.0-1	0.0-0	0	0-0	0-0	1		0

MARQUELL BECKWITH

Date	Opponent	--RUSHING--				--RECEIVING--				-----PASSING-----				-----KICK RET-----				--PUNT RET--				all purp
		No.	Yds	TD	Lg	No.	Yds	TD	Lg	Cmp-Att-Int	Yds	TD	Lg	No	Yds	TD	Lg	No	Yds	TD	Lg	
Sep 06, 2014	DUKE	1	-3	0	0	0	0	0	0	0-0-0	0	0	0	0	0	0	0	0	0	0	0	-3
Sep 20, 2014	at Georgia	1	4	0	4	0	0	0	0	0-0-0	0	0	0	0	0	0	0	0	0	0	0	4
Oct 18, 2014	APPALACHIAN STATE	1	1	0	1	0	0	0	0	0-0-0	0	0	0	0	0	0	0	0	0	0	0	1
Nov 08, 2014	GEORGIA STATE	1	-3	0	0	0	0	0	0	0-0-0	0	0	0	0	0	0	0	0	0	0	0	-3
Totals		4	-1	0	4	0	0	0	0	0-0-0	0	0	0	0	0	0	0	0	0	0	0	-1

JORDAN CHUNN

Date	Opponent	--RUSHING--				--RECEIVING--				-----PASSING-----				-----KICK RET-----				--PUNT RET--				all purp
		No.	Yds	TD	Lg	No.	Yds	TD	Lg	Cmp-Att-Int	Yds	TD	Lg	No	Yds	TD	Lg	No	Yds	TD	Lg	
Sep 05, 2015	DUKE	5	8	1	6	1	2	0	2	0-0-0	0	0	0	0	0	0	0	0	0	0	0	10
Sep 12, 2015	CHARLESTON SOUTHERN	2	31	0	29	0	0	0	0	0-0-0	0	0	0	0	0	0	0	0	0	0	0	31
Totals		7	39	1	29	1	2	0	2	0-0-0	0	0	0	0	0	0	0	0	0	0	0	41

Date	Opponent	--RUSHING--				--RECEIVING--				-----PASSING-----				-----KICK RET-----				--PUNT RET--				all purp
		No.	Yds	TD	Lg	No.	Yds	TD	Lg	Cmp-Att-Int	Yds	TD	Lg	No	Yds	TD	Lg	No	Yds	TD	Lg	
Aug 30, 2014	at UAB	8	11	1	5	1	7	0	7	0-0-0	0	0	0	0	0	0	0	0	0	0	0	18
Sep 06, 2014	DUKE	9	26	1	11	0	0	0	0	0-0-0	0	0	0	0	0	0	0	0	0	0	0	26
Sep 13, 2014	ABILENE CHRISTIAN	8	41	0	8	0	0	0	0	0-0-0	0	0	0	0	0	0	0	0	0	0	0	41
Sep 20, 2014	at Georgia	6	20	0	12	0	0	0	0	0-0-0	0	0	0	0	0	0	0	0	0	0	0	20
Sep 27, 2014	at ULM	6	32	0	13	0	0	0	0	0-0-0	0	0	0	0	0	0	0	0	0	0	0	32
Oct 11, 2014	NEW MEXICO STATE	7	29	2	18	0	0	0	0	0-0-0	0	0	0	0	0	0	0	0	0	0	0	29
Oct 18, 2014	APPALACHIAN STATE	3	-1	0	3	1	10	0	10	0-0-0	0	0	0	0	0	0	0	0	0	0	0	9
Oct 24, 2014	at South Alabama	8	53	0	14	0	0	0	0	0-0-0	0	0	0	0	0	0	0	0	0	0	0	53
Oct 30, 2014	at Georgia Southern	5	30	0	12	2	3	0	5	0-0-0	0	0	0	0	0	0	0	0	0	0	0	33
Nov 08, 2014	GEORGIA STATE	12	49	1	13	0	0	0	0	0-0-0	0	0	0	0	0	0	0	0	0	0	0	49
Nov 15, 2014	at Idaho	28	189	1	21	0	0	0	0	0-0-0	0	0	0	0	0	0	0	0	0	0	0	189
Nov 29, 2014	UL LAFAYETTE	11	26	0	9	0	0	0	0	0-0-0	0	0	0	0	0	0	0	0	0	0	0	26
Totals		111	505	6	21	4	20	0	10	0-0-0	0	0	0	0	0	0	0	0	0	0	0	525

Date	Opponent	--RUSHING--				--RECEIVING--				-----PASSING-----				-----KICK RET-----				--PUNT RET--				all purp
		No.	Yds	TD	Lg	No.	Yds	TD	Lg	Cmp-Att-Int	Yds	TD	Lg	No	Yds	TD	Lg	No	Yds	TD	Lg	
Aug 31, 2013	UAB	10	65	1	19	3	22	0	16	0-0-0	0	0	0	0	0	0	0	0	0	0	0	87
Sep 07, 2013	SAVANNAH STATE	9	48	1	13	2	7	0	8	0-0-0	0	0	0	0	0	0	0	0	0	0	0	55
Sep 12, 2013	at Arkansas State	9	23	1	8	1	3	0	3	0-0-0	0	0	0	0	0	0	0	0	0	0	0	26
Sep 21, 2013	at Mississippi State	5	0	0	3	2	25	0	16	0-0-0	0	0	0	0	0	0	0	0	0	0	0	25
Sep 28, 2013	at Duke	11	33	2	7	4	0	0	1	0-0-0	0	0	0	0	0	0	0	0	0	0	0	33
Oct 05, 2013	SOUTH ALABAMA	6	26	0	10	1	5	0	5	0-0-0	0	0	0	0	0	0	0	0	0	0	0	31
Oct 12, 2013	at Georgia State	22	91	2	14	0	0	0	0	0-0-0	0	0	0	1	16	0	16	0	0	0	0	107
Oct 26, 2013	at WKU	7	19	2	5	1	22	0	22	0-0-0	0	0	0	0	0	0	0	0	0	0	0	41
Oct 31, 2013	ULM	13	81	1	42	4	3	0	4	0-0-0	0	0	0	0	0	0	0	0	0	0	0	84
Nov 07, 2013	at Louisiana-Lafayette	17	42	1	9	2	11	0	6	0-0-0	0	0	0	0	0	0	0	0	0	0	0	53
Nov 16, 2013	at Ole Miss	6	3	1	2	0	0	0	0	0-0-0	0	0	0	0	0	0	0	0	0	0	0	3
Nov 29, 2013	TEXAS STATE	13	83	2	47	1	6	0	6	0-0-0	0	0	0	0	0	0	0	0	0	0	0	89
Totals		128	514	14	47	21	104	0	22	0-0-0	0	0	0	1	16	0	16	0	0	0	0	634

RASHAD DILLARD

Date	Opponent	-----TACKLES-----			TFL-Yds	-SACKS-	-FUMBLE-		Int-Yds	QBH	Pass Brk
		Solo	Ast	Total			FF	FR-Yds			
Sep 05, 2015	at NC State	1	0	1	0.0-0	0.0-0	0	0-0	0-0	0	0
Sep 12, 2015	CHARLESTON SOUTHERN	3	3	6	2.5-12	1.5-8	0	0-0	0-0	1	0
Sep 19, 2015	at Wisconsin	1	0	1	1.0-11	0.0-0	0	0-0	0-0	0	0
Oct 03, 2015	SOUTH ALABAMA	1	2	3	1.0-6	1.0-6	0	0-0	0-0	1	0
Oct 10, 2015	at Mississippi State	0	1	1	0.0-0	0.0-0	0	0-0	0-0	0	0
Oct 17, 2015	IDAHO	2	0	2	0.0-0	0.0-0	0	0-0	0-0	2	0
Oct 24, 2015	at New Mexico State	2	2	4	1.0-9	1.0-9	0	1-33	0-0	0	0
Oct 31, 2015	at Appalachian State	0	2	2	0.5-1	0.5-1	0	0-0	0-0	1	0
Nov 07, 2015	ULM	2	1	3	1.0-7	1.0-7	1	0-0	0-0	0	0
Nov 14, 2015	GEORGIA SOUTHERN	1	0	1	0.0-0	0.0-0	0	0-0	0-0	0	0
Nov 27, 2015	at Georgia State	2	1	3	1.0-8	1.0-8	0	0-0	0-0	0	0
Dec 05, 2015	at UL Lafayette	3	0	3	1.0-5	1.0-5	1	0-0	0-0	0	0
Totals		18	12	30	9.0-59	7.0-44	2	1-33	0-0	5	0

Date	Opponent	-----TACKLES-----			TFL-Yds	-SACKS-	-FUMBLE-		Int-Yds	QBH	Pass Brk
		Solo	Ast	Total			FF	FR-Yds			
Sep 06, 2014	DUKE	1	1	2	0.0-0	0.0-0	0	0-0	0-0	0	0
Totals		1	1	2	0.0-0	0.0-0	0	0-0	0-0	0	0

DEONDRE DOUGLAS

Date	Opponent	[--RUSHING--]				[--RECEIVING--]				[-----PASSING-----]				[-----KICK RET-----]				[--PUNT RET--]				all purp
		No.	Yds	TD	Lg	No.	Yds	TD	Lg	Cmp-Att-Int	Yds	TD	Lg	No	Yds	TD	Lg	No	Yds	TD	Lg	
Sep 05, 2015	at NC State	0	0	0	0	1	16	0	16	0-0-0	0	0	0	0	0	0	0	0	0	0	0	16
Sep 12, 2015	CHARLESTON SOUTHERN	0	0	0	0	2	27	0	24	0-0-0	0	0	0	0	0	0	0	0	0	0	0	27
Sep 19, 2015	at Wisconsin	0	0	0	0	0	0	0	0	0-0-0	0	0	0	0	0	0	0	0	0	0	0	0
Oct 03, 2015	SOUTH ALABAMA	0	0	0	0	1	1	0	1	0-0-0	0	0	0	0	0	0	0	0	0	0	0	1
Oct 10, 2015	at Mississippi State	0	0	0	0	6	35	0	14	0-0-0	0	0	0	2	44	0	44	0	0	0	0	79
Oct 17, 2015	IDAHO	0	0	0	0	1	13	0	13	0-0-0	0	0	0	0	0	0	0	0	0	0	0	13
Oct 24, 2015	at New Mexico State	0	0	0	0	4	36	0	22	0-0-0	0	0	0	0	0	0	0	0	0	0	0	36
Oct 31, 2015	at Appalachian State	0	0	0	0	0	0	0	0	0-0-0	0	0	0	1	14	0	14	0	0	0	0	14
Nov 07, 2015	ULM	0	0	0	0	1	14	0	14	0-0-0	0	0	0	0	0	0	0	0	0	0	0	14
Nov 14, 2015	GEORGIA SOUTHERN	0	0	0	0	1	3	0	3	0-0-0	0	0	0	1	10	0	10	0	0	0	0	13
Nov 27, 2015	at Georgia State	0	0	0	0	2	14	0	9	0-0-0	0	0	0	0	0	0	0	0	0	0	0	14
Dec 05, 2015	at UL Lafayette	0	0	0	0	2	13	0	8	0-0-0	0	0	0	0	0	0	0	0	0	0	0	13
Totals		0	0	0	0	21	172	0	24	0-0-0	0	0	0	4	68	0	44	0	0	0	0	240

ANDRE FLAKES

Date	Opponent	[--RUSHING--]				[--RECEIVING--]				[-----PASSING-----]				[-----KICK RET-----]				[--PUNT RET--]				all purp
		No.	Yds	TD	Lg	No.	Yds	TD	Lg	Cmp-Att-Int	Yds	TD	Lg	No	Yds	TD	Lg	No	Yds	TD	Lg	
Sep 05, 2015	at NC State	1	-7	0	0	1	2	0	2	0-0-0	0	0	0	0	0	0	0	0	0	0	0	-5
Sep 12, 2015	CHARLESTON SOUTHERN	4	68	1	47	0	0	0	0	0-0-0	0	0	0	0	0	0	0	0	0	0	0	68
Sep 19, 2015	at Wisconsin	2	9	0	7	0	0	0	0	0-0-0	0	0	0	0	0	0	0	0	0	0	0	9
Oct 03, 2015	SOUTH ALABAMA	1	20	1	20	0	0	0	0	0-0-0	0	0	0	0	0	0	0	0	0	0	0	20
Oct 10, 2015	at Mississippi State	9	9	0	9	1	2	0	2	0-0-0	0	0	0	0	0	0	0	0	0	0	0	11
Oct 17, 2015	IDAHO	3	8	0	6	0	0	0	0	0-0-0	0	0	0	0	0	0	0	0	0	0	0	8
Oct 24, 2015	at New Mexico State	8	29	0	13	1	4	0	4	0-0-0	0	0	0	0	0	0	0	0	0	0	0	33
Oct 31, 2015	at Appalachian State	21	55	1	9	4	21	0	12	0-0-0	0	0	0	0	0	0	0	0	0	0	0	76
Nov 07, 2015	ULM	10	37	0	14	0	0	0	0	0-0-0	0	0	0	0	0	0	0	0	0	0	0	37
Nov 14, 2015	GEORGIA SOUTHERN	3	4	0	5	0	0	0	0	0-0-0	0	0	0	0	0	0	0	0	0	0	0	4
Nov 27, 2015	at Georgia State	2	11	0	6	2	20	0	13	0-0-0	0	0	0	0	0	0	0	0	0	0	0	31
Dec 05, 2015	at UL Lafayette	2	0	0	0	0	0	0	0	0-0-0	0	0	0	0	0	0	0	0	0	0	0	0
Totals		66	243	3	47	9	49	0	13	0-0-0	0	0	0	0	0	0	0	0	0	0	0	292

Date	Opponent	[--RUSHING--]				[--RECEIVING--]				[-----PASSING-----]				[-----KICK RET-----]				[--PUNT RET--]				all purp
		No.	Yds	TD	Lg	No.	Yds	TD	Lg	Cmp-Att-Int	Yds	TD	Lg	No	Yds	TD	Lg	No	Yds	TD	Lg	
Aug 30, 2014	at UAB	0	0	0	0	0	0	0	0	0-0-0	0	0	0	0	0	0	0	0	0	0	0	0
Sep 06, 2014	DUKE	0	0	0	0	0	0	0	0	0-0-0	0	0	0	0	0	0	0	0	0	0	0	0
Sep 13, 2014	ABILENE CHRISTIAN	0	0	0	0	0	0	0	0	0-0-0	0	0	0	0	0	0	0	0	0	0	0	0
Sep 20, 2014	at Georgia	0	0	0	0	0	0	0	0	0-0-0	0	0	0	0	0	0	0	0	0	0	0	0
Sep 27, 2014	at ULM	0	0	0	0	0	0	0	0	0-0-0	0	0	0	0	0	0	0	0	0	0	0	0
Oct 11, 2014	NEW MEXICO STATE	0	0	0	0	0	0	0	0	0-0-0	0	0	0	0	0	0	0	0	0	0	0	0
Oct 24, 2014	at South Alabama	0	0	0	0	0	0	0	0	0-0-0	0	0	0	0	0	0	0	0	0	0	0	0
Oct 30, 2014	at Georgia Southern	0	0	0	0	0	0	0	0	0-0-0	0	0	0	1	23	0	23	0	0	0	0	23
Nov 08, 2014	GEORGIA STATE	0	0	0	0	0	0	0	0	0-0-0	0	0	0	1	2	0	2	0	0	0	0	2
Nov 15, 2014	at Idaho	0	0	0	0	0	0	0	0	0-0-0	0	0	0	0	0	0	0	0	0	0	0	0
Nov 29, 2014	UL LAFAYETTE	0	0	0	0	0	0	0	0	0-0-0	0	0	0	0	0	0	0	0	0	0	0	0
Totals		0	0	0	0	0	0	0	0	0-0-0	0	0	0	2	25	0	23	0	0	0	0	25

DONDRELL HARRIS

Date	Opponent	-----TACKLES-----			TFL-Yds	--SACKS--		--FUMBLE--		Int-Yds	QBH	Pass Brk
		Solo	Ast	Total		No-Yds	FF	FR-Yds				
Sep 05, 2015	at NC State	0	0	0	0.0-0	0.0-0	0	0-0	0-0	0	0	0
Sep 12, 2015	CHARLESTON SOUTHERN	0	0	0	0.0-0	0.0-0	0	0-0	0-0	0	0	0
Sep 19, 2015	at Wisconsin	0	0	0	0.0-0	0.0-0	0	0-0	0-0	0	0	0
Oct 03, 2015	SOUTH ALABAMA	0	0	0	0.0-0	0.0-0	0	0-0	0-0	0	0	0
Oct 10, 2015	at Mississippi State	0	0	0	0.0-0	0.0-0	0	0-0	0-0	0	0	0
Oct 17, 2015	IDAHO	0	0	0	0.0-0	0.0-0	0	0-0	0-0	0	0	0
Oct 24, 2015	at New Mexico State	1	1	2	0.0-0	0.0-0	0	0-0	0-0	0	0	0
Oct 31, 2015	at Appalachian State	0	0	0	0.0-0	0.0-0	0	0-0	0-0	0	0	0
Nov 07, 2015	ULM	0	0	0	0.0-0	0.0-0	0	0-0	0-0	0	0	0
Totals		1	1	2	0.0-0	0.0-0	0	0-0	0-0	0	0	0

		-----TACKLES-----			SACKS		FUMBLE				Pass
Date	Opponent	Solo	Ast	Total	TFL-Yds	No-Yds	FF	FR-Yds	Int-Yds	QBH	Brk
Aug 30, 2014	at UAB	1	1	2	0.0-0	0.0-0	0	0-0	0-0	0	0
Sep 06, 2014	DUKE	0	0	0	0.0-0	0.0-0	0	0-0	0-0	0	0
Sep 13, 2014	ABILENE CHRISTIAN	2	0	2	0.0-0	0.0-0	0	0-0	0-0	0	0
Sep 20, 2014	at Georgia	0	1	1	0.0-0	0.0-0	0	0-0	0-0	0	0
Sep 27, 2014	at ULM	2	2	4	0.0-0	0.0-0	0	0-0	0-0	0	0
Oct 11, 2014	NEW MEXICO STATE	1	0	1	0.0-0	0.0-0	0	0-0	0-0	0	0
Oct 18, 2014	APPALACHIAN STATE	1	1	2	0.0-0	0.0-0	0	0-0	0-0	0	0
Oct 24, 2014	at South Alabama	1	1	2	0.0-0	0.0-0	0	0-0	0-0	0	0
Oct 30, 2014	at Georgia Southern	2	5	7	0.0-0	0.0-0	0	0-0	0-0	0	0
Nov 08, 2014	GEORGIA STATE	1	1	2	1.0-4	0.0-0	0	0-0	0-0	0	0
Nov 15, 2014	at Idaho	0	0	0	0.0-0	0.0-0	0	0-0	0-0	0	0
Nov 29, 2014	UL LAFAYETTE	2	1	3	1.0-1	0.0-0	0	0-0	0-0	0	0
Totals		13	13	26	2.0-5	0.0-0	0	0-0	0-0	0	0

		-----TACKLES-----				SACKS		FUMBLE				Pass
Date	Opponent	Solo	Ast	Total	TFL-Yds	No-Yds	FF	FR-Yds	Int-Yds	QBH		Brk
Aug 31, 2013	UAB	0	0	0	0.0-0	0.0-0	0	0-0	0-0	0		0
Sep 12, 2013	at Arkansas State	0	0	0	0.0-0	0.0-0	0	0-0	0-0	0		0
Sep 21, 2013	at Mississippi State	0	2	2	0.0-0	0.0-0	0	0-0	0-0	0		0
Totals		0	2	2	0.0-0	0.0-0	0	0-0	0-0	0		0

JALEN HARRIS

		-----TACKLES-----				SACKS		FUMBLE				Pass
Date	Opponent	Solo	Ast	Total	TFL-Yds	No-Yds	FF	FR-Yds	Int-Yds	QBH		Brk
Sep 05, 2015	at NC State	3	0	3	0.0-0	0.0-0	0	0-0	0-0	0	0	0
Sep 12, 2015	CHARLESTON SOUTHERN	3	0	3	0.0-0	0.0-0	0	0-0	0-0	0	0	0
Sep 19, 2015	at Wisconsin	4	0	4	0.0-0	0.0-0	0	0-0	0-0	0	1	0
Oct 03, 2015	SOUTH ALABAMA	4	0	4	0.0-0	0.0-0	0	0-0	0-0	0	0	0
Oct 10, 2015	at Mississippi State	1	2	3	0.0-0	0.0-0	0	0-0	0-0	0	0	0
Oct 17, 2015	IDAHO	4	1	5	1.0-1	0.0-0	0	0-0	0-0	0	0	0
Oct 24, 2015	at New Mexico State	0	1	1	0.0-0	0.0-0	0	0-0	0-0	0	0	0
Oct 31, 2015	at Appalachian State	2	2	4	1.0-1	1.0-1	0	0-0	0-0	1	0	0
Nov 14, 2015	GEORGIA SOUTHERN	0	1	1	0.0-0	0.0-0	0	0-0	0-0	0	0	0
Nov 27, 2015	at Georgia State	1	0	1	0.0-0	0.0-0	0	1-0	0-0	0	0	0
Dec 05, 2015	at UL Lafayette	5	0	5	0.0-0	0.0-0	0	0-0	0-0	0	0	0
Totals		27	7	34	2.0-2	1.0-1	0	1-0	0-0	1	1	

Date	Opponent	---RUSHING---				---RECEIVING---				-----PASSING-----				-----KICK RET-----				---PUNT RET---				all purp
		No.	Yds	TD	Lg	No.	Yds	TD	Lg	Cmp-Att-Int	Yds	TD	Lg	No.	Yds	TD	Lg	No.	Yds	TD	Lg	
Aug 30, 2014	at UAB	0	0	0	0	0	0	0	0	0-0-0	0	0	0	0	0	0	0	0	0	0	0	0
Sep 06, 2014	DUKE	0	0	0	0	0	0	0	0	0-0-0	0	0	0	0	0	0	0	0	0	0	0	0
Sep 13, 2014	ABILENE CHRISTIAN	0	0	0	0	0	0	0	0	0-0-0	0	0	0	0	0	0	0	0	0	0	0	0
Sep 20, 2014	at Georgia	0	0	0	0	0	0	0	0	0-0-0	0	0	0	0	0	0	0	0	0	0	0	0
Sep 27, 2014	at ULM	0	0	0	0	1	3	0	3	0-0-0	0	0	0	0	0	0	0	0	0	0	0	3
Oct 11, 2014	NEW MEXICO STATE	0	0	0	0	0	0	0	0	0-0-0	0	0	0	0	0	0	0	0	0	0	0	0
Oct 18, 2014	APPALACHIAN STATE	0	0	0	0	1	1	0	1	0-0-0	0	0	0	0	0	0	0	0	0	0	0	1
Oct 24, 2014	at South Alabama	0	0	0	0	1	8	0	8	0-0-0	0	0	0	0	0	0	0	0	0	0	0	8
Oct 30, 2014	at Georgia Southern	0	0	0	0	0	0	0	0	0-0-0	0	0	0	0	0	0	0	0	0	0	0	0
Nov 08, 2014	GEORGIA STATE	0	0	0	0	2	19	0	14	0-0-0	0	0	0	0	0	0	0	0	0	0	0	19
Nov 15, 2014	at Idaho	0	0	0	0	0	0	0	0	0-0-0	0	0	0	0	0	0	0	0	0	0	0	0
Nov 29, 2014	UL LAFAYETTE	0	0	0	0	1	27	0	27	0-0-0	0	0	0	0	0	0	0	0	0	0	0	27
Totals		0	0	0	0	6	58	0	27	0-0-0	0	0	0	0	0	0	0	0	0	0	0	58

GABE HILL

Date	Opponent	---RUSHING---				---RECEIVING---				-----PASSING-----				-----KICK RET-----				---PUNT RET---				all purp
		No.	Yds	TD	Lg	No.	Yds	TD	Lg	Cmp-Att-Int	Yds	TD	Lg	No.	Yds	TD	Lg	No.	Yds	TD	Lg	
Sep 05, 2015	at NC State	0	0	0	0	0	0	0	0	0-0-0	0	0	0	0	0	0	0	0	0	0	0	0
Sep 12, 2015	CHARLESTON SOUTHERN	0	0	0	0	0	0	0	0	0-0-0	0	0	0	0	0	0	0	0	0	0	0	0
Sep 19, 2015	at Wisconsin	0	0	0	0	0	0	0	0	0-0-0	0	0	0	0	0	0	0	0	0	0	0	0
Oct 03, 2015	SOUTH ALABAMA	0	0	0	0	0	0	0	0	0-0-0	0	0	0	0	0	0	0	0	0	0	0	0
Oct 10, 2015	at Mississippi State	0	0	0	0	0	0	0	0	0-0-0	0	0	0	0	0	0	0	0	0	0	0	0
Oct 17, 2015	IDAHO	0	0	0	0	0	0	0	0	0-0-0	0	0	0	0	0	0	0	0	0	0	0	0
Oct 24, 2015	at New Mexico State	0	0	0	0	0	0	0	0	0-0-0	0	0	0	0	0	0	0	0	0	0	0	0
Oct 31, 2015	at Appalachian State	0	0	0	0	0	0	0	0	0-0-0	0	0	0	0	0	0	0	0	0	0	0	0
Nov 07, 2015	ULM	0	0	0	0	0	0	0	0	0-0-0	0	0	0	0	0	0	0	0	0	0	0	0
Nov 27, 2015	at Georgia State	0	0	0	0	0	0	0	0	0-0-0	0	0	0	0	0	0	0	0	0	0	0	0
Dec 05, 2015	at UL Lafayette	0	0	0	0	0	0	0	0	0-0-0	0	0	0	0	0	0	0	0	0	0	0	0
Totals		0	0	0	0	0	0	0	0	0-0-0	0	0	0	0	0	0	0	0	0	0	0	0

JOHN JOHNSON

Date	Opponent	---RUSHING---				---RECEIVING---				-----PASSING-----				-----KICK RET-----				---PUNT RET---				all purp
		No.	Yds	TD	Lg	No.	Yds	TD	Lg	Cmp-Att-Int	Yds	TD	Lg	No.	Yds	TD	Lg	No.	Yds	TD	Lg	
Sep 05, 2015	at NC State	0	0	0	0	1	6	0	6	0-0-0	0	0	0	0	0	0	0	0	0	0	0	6
Sep 12, 2015	CHARLESTON SOUTHERN	0	0	0	0	2	48	0	41	0-0-0	0	0	0	0	0	0	0	0	0	0	0	48
Sep 19, 2015	at Wisconsin	0	0	0	0	5	51	0	23	0-0-0	0	0	0	0	0	0	0	0	0	0	0	51
Oct 03, 2015	SOUTH ALABAMA	0	0	0	0	2	15	0	9	0-0-0	0	0	0	1	10	0	10	0	0	0	0	25
Oct 10, 2015	at Mississippi State	1	-17	0	0	0	0	0	0	0-0-0	0	0	0	0	0	0	0	0	0	0	0	-17
Oct 17, 2015	IDAHO	0	0	0	0	1	13	0	13	0-0-0	0	0	0	0	0	0	0	0	0	0	0	13
Oct 24, 2015	at New Mexico State	0	0	0	0	2	8	0	5	0-0-0	0	0	0	0	0	0	0	0	0	0	0	8
Oct 31, 2015	at Appalachian State	0	0	0	0	3	32	0	15	1-1-0	0	0	0	0	0	0	0	0	0	0	0	32
Nov 07, 2015	ULM	0	0	0	0	2	39	0	26	0-0-0	0	0	0	0	0	0	0	0	0	0	0	39
Nov 14, 2015	GEORGIA SOUTHERN	0	0	0	0	2	12	0	8	0-0-0	0	0	0	0	0	0	0	0	0	0	0	12
Nov 27, 2015	at Georgia State	0	0	0	0	2	19	0	12	0-0-0	0	0	0	0	0	0	0	0	0	0	0	19
Dec 05, 2015	at UL Lafayette	0	0	0	0	1	15	0	15	0-0-0	0	0	0	0	0	0	0	0	0	0	0	15
Totals		1	-17	0	0	23	258	0	41	1-1-0	0	0	0	1	10	0	10	0	0	0	0	251

Date	Opponent	---RUSHING---				---RECEIVING---				-----PASSING-----				-----KICK RET-----				---PUNT RET---				all purp	
		No.	Yds	TD	Lg	No.	Yds	TD	Lg	Cmp	Att	Int	Yds	TD	Lg	No.	Yds	TD	Lg	No.	Yds		TD
Aug 30, 2014	at UAB	0	0	0	0	0	0	0	0	0-0-0	0	0	0	0	0	0	0	0	0	0	0	0	0
Sep 06, 2014	DUKE	0	0	0	0	0	0	0	0	0-0-0	0	0	0	0	0	0	0	0	0	0	0	0	0
Sep 13, 2014	ABILENE CHRISTIAN	1	13	0	13	4	72	0	49	0-0-0	0	0	0	0	0	0	0	0	0	0	0	0	85
Sep 20, 2014	at Georgia	0	0	0	0	1	4	0	4	0-0-0	0	0	0	0	0	0	0	0	0	0	0	0	4
Sep 27, 2014	at ULM	0	0	0	0	0	0	0	0	0-0-0	0	0	0	0	0	0	0	0	0	0	0	0	0
Oct 11, 2014	NEW MEXICO STATE	2	17	0	12	0	0	0	0	0-0-0	0	0	0	0	0	0	0	0	0	0	0	0	17
Oct 18, 2014	APPALACHIAN STATE	0	0	0	0	3	18	0	12	0-0-0	0	0	0	0	0	0	0	0	0	0	0	0	18
Oct 24, 2014	at South Alabama	0	0	0	0	0	0	0	0	0-0-0	0	0	0	0	0	0	0	0	0	0	0	0	0
Oct 30, 2014	at Georgia Southern	0	0	0	0	0	0	0	0	0-0-0	0	0	0	0	0	0	0	0	0	0	0	0	0
Nov 08, 2014	GEORGIA STATE	0	0	0	0	2	-3	0	0	0-0-0	0	0	0	1	21	0	21	0	0	0	0	0	18
Nov 15, 2014	at Idaho	0	0	0	0	1	8	0	8	0-0-0	0	0	0	0	0	0	0	0	0	0	0	0	8
Nov 29, 2014	UL LAFAYETTE	0	0	0	0	0	0	0	0	0-0-0	0	0	0	0	0	0	0	0	0	0	0	0	0
Totals		3	30	0	13	11	99	0	49	0-0-0	0	0	0	1	21	0	21	0	0	0	0	0	150

ROBERT JOHNSON

Date	Opponent	-----TACKLES-----			TFL-Yds	-SACKS-		-FUMBLE-		Int-Yds	QBH	Pass Brk
		Solo	Ast	Total		No-Yds	FF	FR-Yds				
Sep 05, 2015	at NC State	0	0	0	0.0-0	0.0-0	0	0-0	0-0	0	0	0
Sep 12, 2015	CHARLESTON SOUTHERN	0	1	1	0.0-0	0.0-0	0	0-0	0-0	0	0	0
Sep 19, 2015	at Wisconsin	0	0	0	0.0-0	0.0-0	0	0-0	0-0	0	0	0
Oct 03, 2015	SOUTH ALABAMA	0	0	0	0.0-0	0.0-0	0	0-0	0-0	0	0	0
Oct 10, 2015	at Mississippi State	0	1	1	0.0-0	0.0-0	0	0-0	0-0	0	0	0
Oct 17, 2015	IDAHO	0	0	0	0.0-0	0.0-0	0	0-0	0-0	0	0	0
Oct 24, 2015	at New Mexico State	2	2	4	0.0-0	0.0-0	0	0-0	0-0	0	0	0
Oct 31, 2015	at Appalachian State	0	2	2	0.0-0	0.0-0	0	0-0	0-0	0	0	0
Nov 07, 2015	ULM	0	0	0	0.0-0	0.0-0	0	0-0	0-0	0	0	0
Nov 14, 2015	GEORGIA SOUTHERN	1	0	1	0.0-0	0.0-0	0	0-0	0-0	0	0	0
Nov 27, 2015	at Georgia State	0	0	0	0.0-0	0.0-0	0	0-0	0-0	0	0	0
Dec 05, 2015	at UL Lafayette	1	0	1	0.0-0	0.0-0	0	0-0	0-0	0	0	0
Totals		4	6	10	0.0-0	0.0-0	0	0-0	0-0	0	0	0

RYAN KAY

Date	Opponent	-----PUNTING-----										-----FIELD GOALS-----			-----KICKOFFS-----				
		No	Yds	Avg	Long	Blkd	TB	FC	50+	I20	Att-Made	Lg	Blkd	No	Yds	Avg	TB	OB	
Sep 05, 2015	at NC State	8	320	40.0	49	0	0	4	0	1	0-0	0	0-0	0	0.0	0	0	0	0
Sep 12, 2015	CHARLESTON SOUTHERN	5	187	37.4	48	0	1	1	0	3	0-0	0	0-0	0	0.0	0	0	0	0
Sep 19, 2015	at Wisconsin	5	208	41.6	49	0	1	2	0	1	2-1	32	0-0	0	0.0	0	0	0	0
Oct 03, 2015	SOUTH ALABAMA	5	173	34.6	45	0	0	0	0	1	0-0	0	0-0	0	0.0	0	0	0	0
Oct 10, 2015	at Mississippi State	8	326	40.8	53	0	1	0	1	0	0-0	0	0-0	0	0.0	0	0	0	0
Oct 17, 2015	IDAHO	4	147	36.8	44	0	0	0	0	2	0-0	0	0-0	0	0.0	0	0	0	0
Oct 24, 2015	at New Mexico State	6	282	47.0	60	0	1	0	1	1	0-0	0	0-0	0	0.0	0	0	0	0
Oct 31, 2015	at Appalachian State	6	267	44.5	62	0	1	3	1	1	0-0	0	0-0	0	0.0	0	0	0	0
Nov 07, 2015	ULM	2	97	48.5	49	0	0	2	0	2	0-0	0	0-0	0	0.0	0	0	0	0
Nov 14, 2015	GEORGIA SOUTHERN	4	188	47.0	52	0	1	1	2	1	0-0	0	0-0	0	0.0	0	0	0	0
Nov 27, 2015	at Georgia State	6	275	45.8	56	0	1	3	2	3	0-0	0	0-0	0	0.0	0	0	0	0
Dec 05, 2015	at UL Lafayette	2	86	43.0	47	0	0	0	0	1	0-0	0	0-0	0	0.0	0	0	0	0
Totals		61	2556	41.9	62	0	7	16	7	17	2-1	32	0-0	0	0.0	0	0	0	0

Date	Opponent	-----PUNTING-----										-----FIELD GOALS-----			-----KICKOFFS-----				
		No	Yds	Avg	Long	Blkd	TB	FC	50+	I20	Att-Made	Lg	Blkd	No	Yds	Avg	TB	OB	
Aug 30, 2014	at UAB	6	233	38.8	50	0	0	1	1	3	2-1	47	0-0	0	0.0	0	0	0	0
Sep 06, 2014	DUKE	5	178	35.6	45	0	0	0	0	0	1-1	29	0-0	0	0.0	0	0	0	0
Sep 13, 2014	ABILENE CHRISTIAN	7	271	38.7	50	0	0	2	1	3	0-0	0	0-0	0	0.0	0	0	0	0
Sep 20, 2014	at Georgia	8	354	44.2	56	0	0	1	1	2	1-0	0	0-0	0	0.0	0	0	0	0
Sep 27, 2014	at ULM	8	325	40.6	51	0	0	6	1	2	0-0	0	0-0	0	0.0	0	0	0	0
Oct 11, 2014	NEW MEXICO STATE	2	77	38.5	40	0	0	0	0	1	2-2	41	0-0	0	0.0	0	0	0	0
Oct 18, 2014	APPALACHIAN STATE	4	160	40.0	45	0	0	3	0	2	0-0	0	0-0	0	0.0	0	0	0	0
Oct 24, 2014	at South Alabama	7	291	41.6	47	0	1	1	0	3	2-2	43	0-0	0	0.0	0	0	0	0
Oct 30, 2014	at Georgia Southern	6	224	37.3	48	0	0	0	0	1	1-1	25	0-0	0	0.0	0	0	0	0
Nov 08, 2014	GEORGIA STATE	3	131	43.7	50	0	0	2	1	2	1-1	44	0-0	0	0.0	0	0	0	0
Nov 15, 2014	at Idaho	3	134	44.7	53	1	1	1	1	2	3-2	40	0-0	0	0.0	0	0	0	0
Nov 29, 2014	UL LAFAYETTE	3	94	31.3	32	0	0	0	0	1	1-0	0	0-0	0	0.0	0	0	0	0
Totals		62	2472	39.9	56	1	2	17	6	22	14-10	47	0-0	0	0.0	0	0	0	0

Date	Opponent	-----PUNTING-----										-----FIELD GOALS-----			-----KICKOFFS-----				
		No	Yds	Avg	Long	Blkd	TB	FC	50+	I20	Att-Made	Lg	Blkd	No	Yds	Avg	TB	OB	
Sep 07, 2013	SAVANNAH STATE	0	0	0.0	0	0	0	0	0	0	0-0	0	0	1	57	57.0	0	0	0
Sep 21, 2013	at Mississippi State	3	113	37.7	43	0	0	1	0	0	0-0	0	0	0	0	0.0	0	0	0
Totals		3	113	37.7	43	0	0	1	0	0	0-0	0	0	1	57	57.0	0	0	0

DEMONE KEMP

Date	Opponent	-----TACKLES-----			TFL-Yds	-SACKS-		-FUMBLE-		Int-Yds	QBH	Pass Brk
		Solo	Ast	Total		No-Yds	FF	FR-Yds				
Sep 05, 2015	at NC State	1	0	1	0.0-0	0.0-0	0	0-0	0-0	0	0	0
Sep 12, 2015	CHARLESTON SOUTHERN	0	0	0	0.0-0	0.0-0	0	0-0	0-0	0	0	0
Sep 19, 2015	at Wisconsin	0	1	1	0.0-0	0.0-0	0	0-0	0-0	0	0	0
Totals		1	1	2	0.0-0	0.0-0	0	0-0	0-0	0	0	0

SAM LEBBIE

Date	Opponent	TACKLES			TFL-Yds	SACKS		FUMBLES		Int-Yds	QBH	Pass Brk
		Solo	Ast	Total		No-Yds		FF	FR-Yds			
Sep 05, 2015	at NC State	0	1	1	0.0-0	0.0-0		0	0-0	0-0	0	0
Sep 12, 2015	CHARLESTON SOUTHERN	1	0	1	0.0-0	0.0-0		0	0-0	0-0	2	0
Sep 19, 2015	at Wisconsin	0	0	0	0.0-0	0.0-0		0	0-0	0-0	0	0
Oct 03, 2015	SOUTH ALABAMA	1	1	2	0.5-2	0.5-2		0	0-0	0-0	0	0
Oct 10, 2015	at Mississippi State	0	0	0	0.0-0	0.0-0		0	0-0	0-0	1	0
Oct 17, 2015	IDAHO	2	1	3	0.5-2	0.0-0		0	0-0	0-0	2	0
Oct 24, 2015	at New Mexico State	1	2	3	1.0-9	0.0-0		0	0-0	0-0	1	0
Oct 31, 2015	at Appalachian State	0	2	2	0.0-0	0.0-0		0	0-0	0-0	0	0
Nov 07, 2015	ULM	0	0	0	0.0-0	0.0-0		0	0-0	0-0	0	0
Nov 14, 2015	GEORGIA SOUTHERN	0	1	1	0.0-0	0.0-0		0	0-0	0-0	0	0
Nov 27, 2015	at Georgia State	0	0	0	0.0-0	0.0-0		0	0-0	0-0	0	0
Totals		5	8	13	2.0-13	0.5-2		0	0-0	0-0	6	0

Date	Opponent	TACKLES			TFL-Yds	SACKS		FUMBLES		Int-Yds	QBH	Pass Brk
		Solo	Ast	Total		No-Yds		FF	FR-Yds			
Aug 30, 2014	at UAB	1	0	1	0.0-0	0.0-0		0	0-0	0-0	0	0
Sep 06, 2014	DUKE	0	0	0	0.0-0	0.0-0		0	0-0	0-0	0	0
Sep 13, 2014	ABILENE CHRISTIAN	0	0	0	0.0-0	0.0-0		0	0-0	0-0	0	0
Sep 20, 2014	at Georgia	1	1	2	0.0-0	0.0-0		0	0-0	0-0	0	0
Sep 27, 2014	at ULM	0	1	1	0.0-0	0.0-0		0	0-0	0-0	0	0
Oct 11, 2014	NEW MEXICO STATE	1	0	1	0.0-0	0.0-0		0	0-0	0-0	0	0
Oct 18, 2014	APPALACHIAN STATE	2	0	2	0.0-0	0.0-0		0	0-0	0-0	0	0
Oct 24, 2014	at South Alabama	1	2	3	0.0-0	0.0-0		0	0-0	0-0	0	0
Oct 30, 2014	at Georgia Southern	2	1	3	1.0-3	0.0-0		0	0-0	0-0	0	0
Nov 08, 2014	GEORGIA STATE	2	5	7	0.0-0	0.0-0		0	0-0	0-0	0	0
Nov 15, 2014	at Idaho	3	0	3	1.0-1	0.0-0		0	0-0	0-0	0	1
Nov 29, 2014	UL LAFAYETTE	2	1	3	1.0-1	0.0-0		0	0-0	0-0	0	0
Totals		15	11	26	3.0-5	0.0-0		0	0-0	0-0	0	1

TERRIS LEWIS

Date	Opponent	TACKLES			TFL-Yds	SACKS		FUMBLES		Int-Yds	QBH	Pass Brk
		Solo	Ast	Total		No-Yds		FF	FR-Yds			
Sep 05, 2015	at NC State	2	2	4	1.0-3	0.0-0		0	0-0	0-0	0	0
Sep 12, 2015	CHARLESTON SOUTHERN	2	3	5	0.0-0	0.0-0		0	0-0	0-0	2	0
Sep 19, 2015	at Wisconsin	1	3	4	0.0-0	0.0-0		0	0-0	0-0	0	0
Oct 03, 2015	SOUTH ALABAMA	6	1	7	0.0-0	0.0-0		1	0-0	0-0	0	0
Oct 10, 2015	at Mississippi State	2	4	6	0.0-0	0.0-0		0	0-0	0-0	1	0
Oct 17, 2015	IDAHO	2	0	2	1.0-2	0.0-0		0	0-0	0-0	0	0
Oct 24, 2015	at New Mexico State	3	3	6	1.0-2	0.0-0		1	0-0	0-0	0	0
Oct 31, 2015	at Appalachian State	2	5	7	0.5-1	0.0-0		0	0-0	0-0	0	0
Nov 07, 2015	ULM	5	1	6	1.0-3	0.0-0		0	0-0	0-0	0	1
Nov 14, 2015	GEORGIA SOUTHERN	11	1	12	0.0-0	0.0-0		0	0-0	0-0	0	0
Nov 27, 2015	at Georgia State	3	0	3	0.0-0	0.0-0		0	1-0	0-0	0	0
Dec 05, 2015	at UL Lafayette	1	0	1	1.0-3	0.0-0		0	0-0	0-0	0	0
Totals		40	23	63	5.5-14	0.0-0		2	1-0	0-0	3	1

Date	Opponent	TACKLES			TFL-Yds	SACKS		FUMBLES		Int-Yds	QBH	Pass Brk
		Solo	Ast	Total		No-Yds		FF	FR-Yds			
Aug 30, 2014	at UAB	5	0	5	0.0-0	0.0-0		0	0-0	0-0	0	0
Sep 06, 2014	DUKE	4	1	5	0.0-0	0.0-0		0	0-0	0-0	0	0
Sep 13, 2014	ABILENE CHRISTIAN	4	1	5	0.0-0	0.0-0		0	0-0	0-0	0	1
Sep 20, 2014	at Georgia	3	2	5	0.0-0	0.0-0		0	0-0	0-0	0	0
Sep 27, 2014	at ULM	3	2	5	0.0-0	0.0-0		0	0-0	0-0	0	0
Totals		19	6	25	0.0-0	0.0-0		0	0-0	0-0	0	1

Date	Opponent	TACKLES			TFL-Yds	SACKS		FUMBLES		Int-Yds	QBH	Pass Brk
		Solo	Ast	Total		No-Yds		FF	FR-Yds			
Aug 31, 2013	UAB	2	0	2	1.0-2	0.0-0		1	0-0	0-0	0	0
Sep 07, 2013	SAVANNAH STATE	3	0	3	0.0-0	0.0-0		1	0-0	0-0	0	0
Sep 12, 2013	at Arkansas State	2	5	7	0.0-0	0.0-0		0	0-0	0-0	0	0
Sep 21, 2013	at Mississippi State	3	0	3	0.0-0	0.0-0		0	0-0	0-0	0	0
Sep 28, 2013	at Duke	0	1	1	0.0-0	0.0-0		0	0-0	0-0	0	0
Oct 05, 2013	SOUTH ALABAMA	2	0	2	1.0-8	0.0-0		0	0-0	0-0	0	0
Oct 12, 2013	at Georgia State	1	0	1	0.0-0	0.0-0		1	0-0	0-0	0	0
Oct 26, 2013	at WKU	1	2	3	0.0-0	0.0-0		0	0-0	0-0	1	0
Oct 31, 2013	ULM	0	0	0	0.0-0	0.0-0		0	0-0	0-0	0	0
Nov 07, 2013	at Louisiana-Lafayette	0	0	0	0.0-0	0.0-0		0	0-0	0-0	0	0
Nov 16, 2013	at Ole Miss	3	0	3	0.0-0	0.0-0		0	0-0	1-7	0	0
Nov 29, 2013	TEXAS STATE	0	2	2	0.0-0	0.0-0		0	0-0	0-0	0	0
Totals		17	10	27	2.0-10	0.0-0		3	0-0	1-7	1	0

WILLIAM LLOYD

Date	Opponent	-----TACKLES-----			TFL-Yds	-SACKS-	-FUMBLE-		Int-Yds	QBH	Pass Brk
		Solo	Ast	Total			FF	FR-Yds			
Sep 05, 2015	at NC State	6	9	15	0.0-0	0.0-0	0	0-0	0-0	0	0
Sep 12, 2015	CHARLESTON SOUTHERN	4	1	5	1.5-13	1.0-12	0	0-0	0-0	1	0
Sep 19, 2015	at Wisconsin	3	1	4	0.0-0	0.0-0	0	0-0	0-0	0	0
Oct 03, 2015	SOUTH ALABAMA	5	3	8	0.5-2	0.5-2	0	0-0	0-0	0	0
Oct 10, 2015	at Mississippi State	2	4	6	1.0-3	0.0-0	0	0-0	0-0	0	0
Oct 17, 2015	IDAHO	5	4	9	2.0-2	0.0-0	0	0-0	0-0	0	0
Oct 24, 2015	at New Mexico State	3	0	3	1.0-2	0.0-0	0	0-0	0-0	0	0
Oct 31, 2015	at Appalachian State	4	2	6	0.0-0	0.0-0	0	0-0	0-0	0	0
Nov 07, 2015	ULM	3	0	3	2.0-8	1.0-7	1	0-0	0-0	0	0
Nov 14, 2015	GEORGIA SOUTHERN	3	1	4	0.0-0	0.0-0	0	0-0	0-0	0	0
Nov 27, 2015	at Georgia State	6	2	8	0.0-0	0.0-0	0	0-0	0-0	0	0
Dec 05, 2015	at UL Lafayette	2	0	2	1.0-5	1.0-5	0	0-0	0-0	0	0
Totals		46	27	73	9.0-35	3.5-26	1	0-0	0-0	1	0

JUSTIN LUCAS

Date	Opponent	-----TACKLES-----			TFL-Yds	-SACKS-	-FUMBLE-		Int-Yds	QBH	Pass Brk
		Solo	Ast	Total			FF	FR-Yds			
Sep 05, 2015	at NC State	4	3	7	0.0-0	0.0-0	0	0-0	0-0	0	0
Sep 12, 2015	CHARLESTON SOUTHERN	2	0	2	0.0-0	0.0-0	0	0-0	0-0	0	0
Sep 19, 2015	at Wisconsin	2	0	2	1.0-1	0.0-0	0	0-0	0-0	0	0
Oct 03, 2015	SOUTH ALABAMA	0	1	1	0.5-0	0.5-0	0	0-0	1-3	1	0
Oct 10, 2015	at Mississippi State	0	5	5	0.0-0	0.0-0	0	0-0	0-0	0	0
Oct 17, 2015	IDAHO	1	3	4	0.5-1	0.0-0	0	0-0	0-0	0	0
Oct 24, 2015	at New Mexico State	2	1	3	1.5-3	0.0-0	0	1-0	0-0	0	0
Oct 31, 2015	at Appalachian State	3	1	4	2.0-2	0.0-0	0	0-0	0-0	0	0
Nov 07, 2015	ULM	5	0	5	0.0-0	0.0-0	0	0-0	0-0	0	0
Nov 14, 2015	GEORGIA SOUTHERN	1	1	2	0.0-0	0.0-0	0	0-0	0-0	0	0
Nov 27, 2015	at Georgia State	1	2	3	0.0-0	0.0-0	0	0-0	0-0	0	0
Dec 05, 2015	at UL Lafayette	2	1	3	1.0-8	1.0-8	0	0-0	0-0	0	0
Totals		23	18	41	6.5-15	1.5-8	0	1-0	1-3	1	0

JOSH MARSHALL

Date	Opponent	-----TACKLES-----			TFL-Yds	-SACKS-	-FUMBLE-		Int-Yds	QBH	Pass Brk
		Solo	Ast	Total			FF	FR-Yds			
Sep 05, 2015	at NC State	2	1	3	0.0-0	0.0-0	0	0-0	0-0	0	0
Sep 12, 2015	CHARLESTON SOUTHERN	0	1	1	0.0-0	0.0-0	0	0-0	0-0	0	0
Sep 19, 2015	at Wisconsin	2	1	3	0.0-0	0.0-0	0	0-0	0-0	0	0
Oct 03, 2015	SOUTH ALABAMA	2	0	2	0.0-0	0.0-0	0	0-0	0-0	0	0
Oct 10, 2015	at Mississippi State	0	0	0	0.0-0	0.0-0	0	0-0	0-0	0	0
Oct 17, 2015	IDAHO	2	0	2	0.0-0	0.0-0	0	0-0	0-0	0	0
Oct 24, 2015	at New Mexico State	1	2	3	0.0-0	0.0-0	0	0-0	0-0	0	0
Oct 31, 2015	at Appalachian State	4	0	4	0.0-0	0.0-0	0	0-0	0-0	0	0
Nov 07, 2015	ULM	0	2	2	0.0-0	0.0-0	0	0-0	0-0	0	0
Nov 14, 2015	GEORGIA SOUTHERN	0	0	0	0.0-0	0.0-0	0	0-0	0-0	0	0
Nov 27, 2015	at Georgia State	0	0	0	0.0-0	0.0-0	0	0-0	0-0	0	0
Dec 05, 2015	at UL Lafayette	1	0	1	0.0-0	0.0-0	0	0-0	0-0	0	0
Totals		14	7	21	0.0-0	0.0-0	0	0-0	0-0	0	0

JAWON McDOWELL

Date	Opponent	-----TACKLES-----			TFL-Yds	-SACKS-	-FUMBLE-		Int-Yds	QBH	Pass Brk
		Solo	Ast	Total			FF	FR-Yds			
Sep 05, 2015	at NC State	0	1	1	0.0-0	0.0-0	0	0-0	0-0	0	0
Sep 12, 2015	CHARLESTON SOUTHERN	0	1	1	0.0-0	0.0-0	0	0-0	0-0	0	0
Totals		0	2	2	0.0-0	0.0-0	0	0-0	0-0	0	0

KE'MARVIN PITTS

		--RUSHING--				--RECEIVING--				-----PASSING-----				-----KICK RET-----				--PUNT RET--				all		
Date	Opponent	No.	Yds	TD	Lg	No.	Yds	TD	Lg	Cmp	Att	Int	Yds	TD	Lg	No.	Yds	TD	Lg	No.	Yds	TD	Lg	purp
Nov 07, 2015	ULM	0	0	0	0.0-0	0.0-0	0	0-0	0-0	0			0	0	0-0	0	0	0	0					
Dec 05, 2015	at UL Lafayette	0	0	0	0.0-0	0.0-0	0	0-0	0-0	0			0	0	0-0	0	0	0	0					
Totals		0	0	0	0.0-0	0.0-0	0	0-0	0-0	0			0	0	0-0	0	0	0	0					

CLARK QUISENBERRY

		--RUSHING--				--RECEIVING--				-----PASSING-----				-----KICK RET-----				--PUNT RET--				all		
Date	Opponent	No.	Yds	TD	Lg	No.	Yds	TD	Lg	Cmp	Att	Int	Yds	TD	Lg	No	Yds	TD	Lg	No	Yds	TD	Lg	purp
Sep 05, 2015	at NC State	0	0	0	0	1	11	0	11	0-0-0	0	0	0	0	0	0	0	0	0	0	0	0	0	11
Sep 12, 2015	CHARLESTON SOUTHERN	0	0	0	0	3	22	0	12	0-0-0	0	0	0	0	0	0	0	0	0	0	0	0	0	22
Sep 19, 2015	at Wisconsin	0	0	0	0	0	0	0	0	0-0-0	0	0	0	0	0	0	0	0	0	0	0	0	0	0
Oct 03, 2015	SOUTH ALABAMA	0	0	0	0	2	27	0	17	0-0-0	0	0	0	0	0	0	0	0	0	0	0	0	0	27
Oct 10, 2015	at Mississippi State	0	0	0	0	1	6	0	6	0-0-0	0	0	0	0	0	0	0	0	0	0	0	0	0	6
Oct 17, 2015	IDAHO	0	0	0	0	0	0	0	0	0-0-0	0	0	0	0	0	0	0	0	0	0	0	0	0	0
Oct 24, 2015	at New Mexico State	0	0	0	0	2	16	0	11	0-0-0	0	0	0	0	0	0	0	0	0	0	0	0	0	16
Oct 31, 2015	at Appalachian State	0	0	0	0	2	12	0	12	0-0-0	0	0	0	0	0	0	0	0	0	0	0	0	0	12
Nov 07, 2015	ULM	0	0	0	0	0	0	0	0	0-0-0	0	0	0	0	0	0	0	0	0	0	0	0	0	0
Nov 14, 2015	GEORGIA SOUTHERN	0	0	0	0	1	26	0	26	0-0-0	0	0	0	0	0	0	0	0	0	0	0	0	0	26
Nov 27, 2015	at Georgia State	0	0	0	0	0	0	0	0	0-0-0	0	0	0	0	0	0	0	0	0	0	0	0	0	0
Dec 05, 2015	at UL Lafayette	0	0	0	0	2	18	0	10	0-0-0	0	0	0	0	0	0	0	0	0	0	0	0	0	18
Totals		0	0	0	0	14	138	0	26	0-0-0	0	0	0	0	0	0	0	0	0	0	0	0	0	138

Date	Opponent	--RUSHING--				--RECEIVING--				-----PASSING-----				-----KICK RET-----				--PUNT RET--				all purp
		No.	Yds	TD	Lg	No.	Yds	TD	Lg	Cmp-Att-Int	Yds	TD	Lg	No	Yds	TD	Lg	No	Yds	TD	Lg	
Aug 30, 2014	at UAB	0	0	0	0	1	27	0	27	0-0-0	0	0	0	0	0	0	0	0	0	0	0	27
Sep 06, 2014	DUKE	0	0	0	0	0	0	0	0	0-0-0	0	0	0	0	0	0	0	0	0	0	0	0
Sep 13, 2014	ABILENE CHRISTIAN	0	0	0	0	0	0	0	0	0-0-0	0	0	0	0	0	0	0	0	0	0	0	0
Sep 20, 2014	at Georgia	0	0	0	0	0	0	0	0	0-0-0	0	0	0	0	0	0	0	0	0	0	0	0
Sep 27, 2014	at ULM	0	0	0	0	0	0	0	0	0-0-0	0	0	0	0	0	0	0	0	0	0	0	0
Oct 11, 2014	NEW MEXICO STATE	0	0	0	0	2	17	0	13	0-0-0	0	0	0	0	0	0	0	0	0	0	0	17
Oct 18, 2014	APPALACHIAN STATE	0	0	0	0	0	0	0	0	0-0-0	0	0	0	0	0	0	0	0	0	0	0	0
Oct 24, 2014	at South Alabama	0	0	0	0	0	0	0	0	0-0-0	0	0	0	0	0	0	0	0	0	0	0	0
Oct 30, 2014	at Georgia Southern	0	0	0	0	0	0	0	0	0-0-0	0	0	0	0	0	0	0	0	0	0	0	0
Nov 08, 2014	GEORGIA STATE	0	0	0	0	0	0	0	0	0-0-0	0	0	0	0	0	0	0	0	0	0	0	0
Nov 29, 2014	UL LAFAYETTE	0	0	0	0	0	0	0	0	0-0-0	0	0	0	0	0	0	0	0	0	0	0	0
Totals		0	0	0	0	3	44	0	27	0-0-0	0	0	0	0	0	0	0	0	0	0	0	44

HUNTER REESE

Date	Opponent	-----TACKLES-----			TFL-Yds	-SACKS-	-FUMBLE-		Int-Yds	QBH	Pass Brk
		Solo	Ast	Total			FF	FR-Yds			
Sep 05, 2015	at NC State	1	0	1	1.0-5	0.0-0	0	0-0	0-0	0	0
Sep 12, 2015	CHARLESTON SOUTHERN	1	0	1	0.0-0	0.0-0	0	0-0	0-0	0	0
Oct 31, 2015	at Appalachian State	0	1	1	0.0-0	0.0-0	0	0-0	0-0	0	0
Nov 07, 2015	ULM	0	0	0	0.0-0	0.0-0	0	0-0	0-0	0	0
Nov 27, 2015	at Georgia State	0	0	0	0.0-0	0.0-0	0	0-0	0-0	0	0
Dec 05, 2015	at UL Lafayette	1	0	1	0.0-0	0.0-0	0	0-0	0-0	0	0
Totals		3	1	4	1.0-5	0.0-0	0	0-0	0-0	0	0

CEDARIUS ROOKARD

Date	Opponent	-----TACKLES-----			TFL-Yds	-SACKS-	-FUMBLE-		Int-Yds	QBH	Pass Brk
		Solo	Ast	Total			FF	FR-Yds			
Sep 05, 2015	at NC State	2	1	3	0.0-0	0.0-0	0	0-0	0-0	0	0
Sep 12, 2015	CHARLESTON SOUTHERN	3	0	3	0.0-0	0.0-0	0	0-0	0-0	0	0
Sep 19, 2015	at Wisconsin	1	1	2	0.0-0	0.0-0	0	0-0	0-0	0	0
Oct 03, 2015	SOUTH ALABAMA	0	0	0	0.0-0	0.0-0	0	0-0	0-0	0	0
Oct 10, 2015	at Mississippi State	3	3	6	0.0-0	0.0-0	1	0-0	0-0	0	1
Oct 31, 2015	at Appalachian State	2	0	2	0.0-0	0.0-0	0	0-0	0-0	0	0
Nov 07, 2015	ULM	6	0	6	0.0-0	0.0-0	0	0-0	0-0	0	0
Nov 14, 2015	GEORGIA SOUTHERN	5	2	7	0.0-0	0.0-0	0	0-0	0-0	0	0
Nov 27, 2015	at Georgia State	4	3	7	0.0-0	0.0-0	0	0-0	0-0	0	0
Dec 05, 2015	at UL Lafayette	4	0	4	0.0-0	0.0-0	0	0-0	0-0	0	0
Totals		30	10	40	0.0-0	0.0-0	1	0-0	0-0	0	1

JALEN ROUNTREE

Date	Opponent	-----TACKLES-----			TFL-Yds	-SACKS-	-FUMBLE-		Int-Yds	QBH	Pass Brk
		Solo	Ast	Total			FF	FR-Yds			
Sep 05, 2015	at NC State	3	1	4	0.0-0	0.0-0	0	0-0	0-0	0	0
Sep 12, 2015	CHARLESTON SOUTHERN	1	0	1	0.0-0	0.0-0	0	0-0	0-0	0	0
Sep 19, 2015	at Wisconsin	1	0	1	0.0-0	0.0-0	0	0-0	0-0	0	0
Oct 03, 2015	SOUTH ALABAMA	1	0	1	0.0-0	0.0-0	0	0-0	0-0	0	0
Oct 10, 2015	at Mississippi State	0	0	0	0.0-0	0.0-0	0	0-0	0-0	0	0
Nov 07, 2015	ULM	2	0	2	0.0-0	0.0-0	0	0-0	0-0	0	0
Nov 14, 2015	GEORGIA SOUTHERN	4	0	4	0.0-0	0.0-0	0	0-0	0-0	0	0
Nov 27, 2015	at Georgia State	4	0	4	0.0-0	0.0-0	0	0-0	0-0	0	0
Dec 05, 2015	at UL Lafayette	4	0	4	0.0-0	0.0-0	0	0-0	0-0	0	1
Totals		20	1	21	0.0-0	0.0-0	0	0-0	0-0	0	1

ISMAIL SALEEM

Date	Opponent	--RUSHING--				--RECEIVING--				-----PASSING-----				-----KICK RET-----				--PUNT RET--				all purp
		No.	Yds	TD	Lg	No.	Yds	TD	Lg	Cmp-Att-Int	Yds	TD	Lg	No	Yds	TD	Lg	No	Yds	TD	Lg	
Sep 05, 2015	at NC State	0	0	0	0	1	9	0	9	0-0-0	0	0	0	0	0	0	0	0	0	0	0	9
Sep 12, 2015	CHARLESTON SOUTHERN	0	0	0	0	0	0	0	0	0-0-0	0	0	0	0	0	0	0	0	0	0	0	0
Sep 19, 2015	at Wisconsin	0	0	0	0	5	47	0	15	0-0-0	0	0	0	0	0	0	0	0	0	0	0	47
Oct 03, 2015	SOUTH ALABAMA	0	0	0	0	0	0	0	0	0-0-0	0	0	0	0	0	0	0	0	0	0	0	0
Oct 10, 2015	at Mississippi State	0	0	0	0	0	0	0	0	0-0-0	0	0	0	0	0	0	0	0	0	0	0	0
Oct 17, 2015	IDAHO	0	0	0	0	0	0	0	0	0-0-0	0	0	0	0	0	0	0	0	0	0	0	0
Oct 24, 2015	at New Mexico State	0	0	0	0	0	0	0	0	0-0-0	0	0	0	0	0	0	0	0	0	0	0	0
Oct 31, 2015	at Appalachian State	0	0	0	0	0	0	0	0	0-0-0	0	0	0	0	0	0	0	0	0	0	0	0
Nov 07, 2015	ULM	0	0	0	0	0	0	0	0	0-0-0	0	0	0	0	0	0	0	0	0	0	0	0
Nov 14, 2015	GEORGIA SOUTHERN	0	0	0	0	1	7	0	7	0-0-0	0	0	0	0	0	0	0	0	0	0	0	7
Nov 27, 2015	at Georgia State	0	0	0	0	0	0	0	0	0-0-0	0	0	0	0	0	0	0	0	0	0	0	0
Dec 05, 2015	at UL Lafayette	0	0	0	0	0	0	0	0	0-0-0	0	0	0	0	0	0	0	0	0	0	0	0
Totals		0	0	0	0	7	63	0	15	0-0-0	0	0	0	0	0	0	0	0	0	0	0	63

TREVON SANDERS

Date	Opponent	-----TACKLES-----			TFL-Yds	-SACKS-		-FUMBLE-		Int-Yds	QBH	Pass	
		Solo	Ast	Total		No-Yds	FF	FR-Yds				Brk	
Sep 05, 2015	at NC State	0	2	2	0.0-0	0.0-0	0	0-0		0-0	0	0	
Sep 12, 2015	CHARLESTON SOUTHERN	1	2	3	0.0-0	0.0-0	0	0-0		0-0	0	0	
Sep 19, 2015	at Wisconsin	2	2	4	0.5-0	0.0-0	0	0-0		0-0	0	0	
Oct 03, 2015	SOUTH ALABAMA	0	2	2	0.5-1	0.0-0	0	0-0		0-0	0	0	
Oct 10, 2015	at Mississippi State	1	2	3	0.0-0	0.0-0	0	0-0		0-0	0	0	
Oct 17, 2015	IDAHO	1	2	3	0.0-0	0.0-0	0	0-0		0-0	0	0	
Oct 24, 2015	at New Mexico State	0	1	1	0.0-0	0.0-0	0	0-0		0-0	0	0	
Oct 31, 2015	at Appalachian State	2	2	4	0.0-0	0.0-0	0	0-0		0-0	0	0	
Nov 07, 2015	ULM	1	0	1	0.0-0	0.0-0	0	0-0		0-0	0	0	
Nov 14, 2015	GEORGIA SOUTHERN	3	2	5	0.0-0	0.0-0	0	0-0		0-0	0	0	
Nov 27, 2015	at Georgia State	4	1	5	0.0-0	0.0-0	0	0-0		0-0	0	0	
Dec 05, 2015	at UL Lafayette	0	1	1	0.0-0	0.0-0	0	0-0		0-0	0	0	
Totals		15	19	34	1.0-1	0.0-0	0	0-0		0-0	0	0	

BRANDON SILVERS

		--RUSHING--				--RECEIVING--				-----PASSING-----				-----KICK RET-----				--PUNT RET--				all		
Date	Opponent	No.	Yds	TD	Lg	No.	Yds	TD	Lg	Cmp	Att	Int	Yds	TD	Lg	No	Yds	TD	Lg	No	Yds	TD	Lg	purp
Sep 05, 2015	at NC State	3	-5	0	3	0	0	0	0	12-16-0	149	1	37	0	0	0	0	0	0	0	0	0	0	-5
Sep 12, 2015	CHARLESTON SOUTHERN	3	-7	0	0	0	0	0	0	19-28-0	249	2	47	0	0	0	0	0	0	0	0	0	0	-7
Sep 19, 2015	at Wisconsin	6	-8	0	9	0	0	0	0	24-35-0	177	0	23	0	0	0	0	0	0	0	0	0	0	-8
Oct 03, 2015	SOUTH ALABAMA	6	16	0	9	0	0	0	0	16-35-3	146	1	26	0	0	0	0	0	0	0	0	0	0	16
Oct 10, 2015	at Mississippi State	3	-22	0	0	0	0	0	0	5-7-0	40	0	16	0	0	0	0	0	0	0	0	0	0	-22
Oct 24, 2015	at New Mexico State	2	13	0	7	0	0	0	0	23-37-0	288	5	54	0	0	0	0	0	0	0	0	0	0	13
Oct 31, 2015	at Appalachian State	8	22	2	8	0	0	0	0	27-41-2	265	1	37	0	0	0	0	0	0	0	0	0	0	22
Nov 07, 2015	ULM	2	1	0	5	0	0	0	0	22-33-0	326	4	75	0	0	0	0	0	0	0	0	0	0	1
Nov 14, 2015	GEORGIA SOUTHERN	3	14	0	14	0	0	0	0	12-25-1	134	0	32	0	0	0	0	0	0	0	0	0	0	14
Nov 27, 2015	at Georgia State	4	15	0	6	1	9	0	9	20-45-1	284	2	58	0	0	0	0	0	0	0	0	0	0	24
Dec 05, 2015	at UL Lafayette	1	2	0	2	0	0	0	0	22-28-0	320	4	67	0	0	0	0	0	0	0	0	0	0	2
Totals		41	41	2	14	1	9	0	9	202-330-7	2378	20	75	0	0	0	0	0	0	0	0	0	0	50

Date	Opponent	--RUSHING--				--RECEIVING--				-----PASSING-----				-----KICK RET-----				--PUNT RET--				all purp		
		No.	Yds	TD	Lg	No.	Yds	TD	Lg	Cmp	Att	Int	Yds	TD	Lg	No.	Yds	TD	Lg	No.	Yds		TD	Lg
Aug 30, 2014	at UAB	9	-14	0	10	0	0	0	0	17-24-0	162	0	41	0	0	0	0	0	0	0	0	0	0	-14
Sep 06, 2014	DUKE	10	3	1	7	0	0	0	0	19-27-0	160	0	31	0	0	0	0	0	0	0	0	0	0	3
Sep 13, 2014	ABILENE CHRISTIAN	5	40	2	18	0	0	0	0	12-21-0	187	1	53	0	0	0	0	0	0	0	0	0	0	40
Sep 27, 2014	at ULM	14	32	0	17	0	0	0	0	23-34-0	270	3	43	0	0	0	0	0	0	0	0	0	0	32
Oct 11, 2014	NEW MEXICO STATE	20	70	1	12	0	0	0	0	23-30-1	211	1	35	0	0	0	0	0	0	0	0	0	0	70
Oct 18, 2014	APPALACHIAN STATE	11	-7	0	12	0	0	0	0	20-30-2	156	0	34	0	0	0	0	0	0	0	0	0	0	-7
Oct 24, 2014	at South Alabama	6	3	0	2	0	0	0	0	9-18-0	62	0	32	0	0	0	0	0	0	0	0	0	0	3
Oct 30, 2014	at Georgia Southern	5	-6	0	1	0	0	0	0	3-7-0	10	0	7	0	0	0	0	0	0	0	0	0	0	-6
Nov 08, 2014	GEORGIA STATE	5	54	1	30	0	0	0	0	17-21-0	111	1	31	0	0	0	0	0	0	0	0	0	0	54
Nov 15, 2014	at Idaho	8	11	0	6	0	0	0	0	19-25-0	235	2	51	0	0	0	0	0	0	0	0	0	0	11
Nov 29, 2014	UL LAFAYETTE	7	10	0	11	0	0	0	0	29-34-0	272	3	30	0	0	0	0	0	0	0	0	0	0	10
Totals		100	196	5	30	0	0	0	0	191-271-3	1836	11	53	0	0	0	0	0	0	0	0	0	0	196

BRYAN SLATER

Date	Opponent	-----TACKLES-----			TFL-Yds	-SACKS-		-FUMBLE-		Int-Yds	QBH	Pass	
		Solo	Ast	Total		No-Yds	FF	FR-Yds				Brk	
Sep 05, 2015	at NC State	0	1	1	0.0-0	0.0-0	0	0-0		0-0	0	0	
Sep 12, 2015	CHARLESTON SOUTHERN	0	0	0	0.0-0	0.0-0	0	0-0		0-0	0	0	
Oct 24, 2015	at New Mexico State	0	1	1	0.0-0	0.0-0	0	0-0		0-0	0	0	
Nov 07, 2015	ULM	0	0	0	0.0-0	0.0-0	0	0-0		0-0	0	0	
Dec 05, 2015	at UL Lafayette	0	1	1	0.0-0	0.0-0	0	0-0		0-0	0	0	
Totals		0	3	3	0.0-0	0.0-0	0	0-0		0-0	0	0	

Date	Opponent	-----TACKLES-----			TFL-Yds	-SACKS-		-FUMBLE-		Int-Yds	QBH	Pass	
		Solo	Ast	Total		No-Yds	FF	FR-Yds				Brk	
Aug 30, 2014	at UAB	0	0	0	0.0-0	0.0-0	0	0-0		0-0	0	0	
Sep 20, 2014	at Georgia	0	0	0	0.0-0	0.0-0	0	0-0		0-0	0	0	
Oct 18, 2014	APPALACHIAN STATE	0	1	1	0.0-0	0.0-0	0	0-0		0-0	0	0	
Oct 24, 2014	at South Alabama	0	0	0	0.0-0	0.0-0	0	0-0		0-0	0	0	
Oct 30, 2014	at Georgia Southern	0	0	0	0.0-0	0.0-0	0	0-0		0-0	0	0	
Nov 08, 2014	GEORGIA STATE	0	0	0	0.0-0	0.0-0	0	0-0		0-0	0	0	
Nov 15, 2014	at Idaho	0	0	0	0.0-0	0.0-0	0	0-0		0-0	0	0	
Nov 29, 2014	UL LAFAYETTE	0	0	0	0.0-0	0.0-0	0	0-0		0-0	0	0	
Totals		0	1	1	0.0-0	0.0-0	0	0-0		0-0	0	0	

A.J. SMILEY

Date	Opponent	TACKLES			TFL-Yds	SACKS	FUMBLE		Int-Yds	QBH	Pass Brk
		Solo	Ast	Total			FF	FR-Yds			
Sep 05, 2015	at NC State	1	0	1	0.0-0	0.0-0	0	0-0	0-0	0	0
Sep 12, 2015	CHARLESTON SOUTHERN	5	0	5	1.0-2	0.0-0	0	0-0	0-0	0	0
Sep 19, 2015	at Wisconsin	0	1	1	0.0-0	0.0-0	0	0-0	0-0	0	0
Oct 03, 2015	SOUTH ALABAMA	1	0	1	0.0-0	0.0-0	0	0-0	0-0	0	0
Oct 10, 2015	at Mississippi State	0	4	4	0.0-0	0.0-0	0	0-0	0-0	0	0
Oct 17, 2015	IDAHO	0	0	0	0.0-0	0.0-0	0	0-0	0-0	0	0
Oct 24, 2015	at New Mexico State	2	1	3	0.0-0	0.0-0	0	0-0	0-0	1	0
Oct 31, 2015	at Appalachian State	1	2	3	0.0-0	0.0-0	0	0-0	0-0	0	0
Nov 07, 2015	ULM	3	2	5	0.0-0	0.0-0	0	0-0	0-0	0	0
Nov 14, 2015	GEORGIA SOUTHERN	1	0	1	0.0-0	0.0-0	0	0-0	0-0	0	0
Nov 27, 2015	at Georgia State	2	0	2	0.0-0	0.0-0	0	0-0	0-0	0	0
Dec 05, 2015	at UL Lafayette	1	0	1	0.0-0	0.0-0	0	0-0	0-0	0	2
Totals		17	10	27	1.0-2	0.0-0	0	0-0	0-0	1	2

JAMAL STADOM

Date	Opponent	TACKLES			TFL-Yds	SACKS	FUMBLE		Int-Yds	QBH	Pass Brk
		Solo	Ast	Total			FF	FR-Yds			
Sep 05, 2015	at NC State	3	4	7	1.0-7	1.0-7	0	0-0	0-0	0	0
Sep 12, 2015	CHARLESTON SOUTHERN	4	1	5	0.0-0	0.0-0	0	0-0	0-0	1	0
Sep 19, 2015	at Wisconsin	1	0	1	0.0-0	0.0-0	0	0-0	0-0	0	0
Oct 03, 2015	SOUTH ALABAMA	3	1	4	2.0-11	1.0-8	0	0-0	0-0	1	0
Oct 10, 2015	at Mississippi State	0	4	4	0.0-0	0.0-0	0	0-0	0-0	0	0
Oct 17, 2015	IDAHO	0	0	0	0.0-0	0.0-0	0	0-0	0-0	0	0
Oct 24, 2015	at New Mexico State	0	1	1	0.0-0	0.0-0	0	0-0	0-0	0	0
Oct 31, 2015	at Appalachian State	3	3	6	1.0-5	0.0-0	0	0-0	0-0	0	0
Nov 07, 2015	ULM	0	0	0	0.0-0	0.0-0	0	0-0	0-0	0	0
Nov 14, 2015	GEORGIA SOUTHERN	0	0	0	0.0-0	0.0-0	0	0-0	0-0	0	0
Nov 27, 2015	at Georgia State	3	0	3	1.0-6	0.0-0	0	0-0	0-0	0	0
Dec 05, 2015	at UL Lafayette	3	0	3	0.0-0	0.0-0	0	0-0	0-0	0	0
Totals		20	14	34	5.0-29	2.0-15	0	0-0	0-0	2	0

Date	Opponent	TACKLES			TFL-Yds	SACKS	FUMBLE		Int-Yds	QBH	Pass Brk
		Solo	Ast	Total			FF	FR-Yds			
Aug 30, 2014	at UAB	2	1	3	0.0-0	0.0-0	0	0-0	0-0	0	0
Sep 06, 2014	DUKE	4	3	7	0.0-0	0.0-0	0	0-0	0-0	0	0
Sep 13, 2014	ABILENE CHRISTIAN	3	0	3	0.0-0	0.0-0	0	0-0	0-0	0	0
Sep 20, 2014	at Georgia	0	3	3	0.0-0	0.0-0	0	0-0	0-0	0	0
Sep 27, 2014	at ULM	5	2	7	2.0-14	2.0-14	0	0-0	0-0	1	0
Oct 11, 2014	NEW MEXICO STATE	7	3	10	2.0-21	2.0-21	1	2-0	0-0	0	0
Oct 18, 2014	APPALACHIAN STATE	2	2	4	0.0-0	0.0-0	0	0-0	0-0	0	0
Oct 24, 2014	at South Alabama	2	1	3	0.0-0	0.0-0	0	0-0	0-0	0	0
Oct 30, 2014	at Georgia Southern	2	3	5	0.0-0	0.0-0	0	0-0	0-0	0	0
Nov 08, 2014	GEORGIA STATE	4	2	6	2.5-8	0.5-1	1	0-0	0-0	0	0
Nov 15, 2014	at Idaho	1	1	2	0.0-0	0.0-0	0	0-0	0-0	0	0
Nov 29, 2014	UL LAFAYETTE	1	1	2	0.0-0	0.0-0	0	0-0	0-0	0	0
Totals		33	22	55	6.5-43	4.5-36	2	2-0	0-0	1	0

EMANUEL THOMPSON

		[---RUSHING---]				[---RECEIVING---]				[-----PASSING-----]				[-----KICK RET-----]				[---PUNT RET---]				all		
Date	Opponent	No.	Yds	TD	Lg	No.	Yds	TD	Lg	Cmp	Att	Int	Yds	TD	Lg	No	Yds	TD	Lg	No	Yds	TD	Lg	purp
Sep 05, 2015	at NC State	0	0	0	0	1	10	0	10	0-0-0	0	0	0	0	0	0	0	0	0	0	0	0	0	10
Sep 12, 2015	CHARLESTON SOUTHERN	0	0	0	0	2	17	0	13	0-0-0	0	0	0	0	0	0	0	0	0	0	0	0	0	17
Sep 19, 2015	at Wisconsin	0	0	0	0	0	0	0	0	0-0-0	0	0	0	0	0	0	0	0	0	0	0	0	0	0
Oct 03, 2015	SOUTH ALABAMA	0	0	0	0	1	6	1	6	0-0-0	0	0	0	0	0	0	0	0	0	0	0	0	0	6
Oct 10, 2015	at Mississippi State	0	0	0	0	1	4	0	4	0-0-0	0	0	0	0	0	0	0	0	0	0	0	0	0	4
Oct 17, 2015	IDAHO	0	0	0	0	3	41	0	24	0-0-0	0	0	0	0	0	0	0	0	0	0	0	0	0	41
Oct 24, 2015	at New Mexico State	0	0	0	0	5	73	0	30	0-0-0	0	0	0	0	0	0	0	0	0	0	0	0	0	73
Oct 31, 2015	at Appalachian State	0	0	0	0	3	37	0	19	0-0-0	0	0	0	0	0	0	0	0	0	0	0	0	0	37
Nov 07, 2015	ULM	0	0	0	0	6	44	2	15	0-0-0	0	0	0	0	0	0	0	0	0	0	0	0	0	44
Nov 14, 2015	GEORGIA SOUTHERN	0	0	0	0	2	25	0	17	0-0-0	0	0	0	0	0	0	0	0	0	0	0	0	0	25
Nov 27, 2015	at Georgia State	0	0	0	0	2	18	0	12	0-0-0	0	0	0	0	0	0	0	0	0	0	0	0	0	18
Dec 05, 2015	at UL Lafayette	0	0	0	0	2	24	0	13	0-0-0	0	0	0	0	0	0	0	0	0	0	0	0	0	24
Totals		0	0	0	0	28	299	3	30	0-0-0	0	0	0	0	0	0	0	0	0	0	0	0	0	299

Date	Opponent	---RUSHING---				--RECEIVING--				-----PASSING-----				----KICK RET-----				--PUNT RET--				all purp	
		No.	Yds	TD	Lg	No.	Yds	TD	Lg	Cmp	Att	Int	Yds	TD	Lg	No.	Yds	TD	Lg	No.	Yds		TD
Aug 30, 2014	at UAB	0	0	0	0	1	12	0	12	0-0-0	0	0	0	0	0	0	0	0	0	0	0	0	12
Sep 06, 2014	DUKE	0	0	0	0	0	0	0	0	0-0-0	0	0	0	0	0	0	0	0	0	0	0	0	0
Sep 13, 2014	ABILENE CHRISTIAN	0	0	0	0	0	0	0	0	0-0-0	0	0	0	0	0	0	0	0	0	0	0	0	0
Sep 20, 2014	at Georgia	0	0	0	0	1	3	0	3	0-0-0	0	0	0	0	0	0	0	0	0	0	0	0	3
Sep 27, 2014	at ULM	0	0	0	0	0	0	0	0	0-0-0	0	0	0	0	0	0	0	0	0	0	0	0	0
Oct 11, 2014	NEW MEXICO STATE	0	0	0	0	0	0	0	0	0-0-0	0	0	0	0	0	0	0	0	0	0	0	0	0
Oct 18, 2014	APPALACHIAN STATE	0	0	0	0	1	13	0	13	0-0-0	0	0	0	0	0	0	0	0	0	0	0	0	13
Oct 30, 2014	at Georgia Southern	0	0	0	0	0	0	0	0	0-0-0	0	0	0	0	0	0	0	0	0	0	0	0	0
Nov 08, 2014	GEORGIA STATE	0	0	0	0	0	0	0	0	0-0-0	0	0	0	0	0	0	0	0	0	0	0	0	0
Nov 15, 2014	at Idaho	0	0	0	0	0	0	0	0	0-0-0	0	0	0	0	0	0	0	0	0	0	0	0	0
Nov 29, 2014	UL LAFAYETTE	0	0	0	0	0	0	0	0	0-0-0	0	0	0	0	0	0	0	0	0	0	0	0	0
Totals		0	0	0	0	3	28	0	13	0-0-0	0	0	0	0	0	0	0	0	0	0	0	0	28

BRATCHER UNDERWOOD

Date	Opponent	PUNTING										FIELD GOALS				KICKOFFS				
		No	Yds	Avg	Long	Blkd	TB	FC	50+	120		Att	Made	Lg	Blkd	No	Yds	Avg	TB	OB
Sep 19, 2015	at Wisconsin	0	0	0.0	0	0	0	0	0	0		0-0	0	0	0	130	65.0	0	0	
Totals		0	0	0.0	0	0	0	0	0	0		0-0	0	0	0	130	65.0	0	0	

NYCK YOUNG

		--RUSHING--				--RECEIVING--				-----PASSING-----				-----KICK RET-----				--PUNT RET--				all		
Date	Opponent	No.	Yds	TD	Lg	No.	Yds	TD	Lg	Cmp	Att	Int	Yds	TD	Lg	No	Yds	TD	Lg	No	Yds	TD	Lg	purp
Oct 24, 2015	at New Mexico State	0	0	0	0	1	6	0	6	0-0-0	0	0	0	0	0	0	0	0	0	0	0	0	0	6
Nov 07, 2015	ULM	0	0	0	0	0	0	0	0	0-0-0	0	0	0	0	0	0	0	0	0	0	0	0	0	0
Nov 27, 2015	at Georgia State	0	0	0	0	0	0	0	0	0-0-0	0	0	0	0	0	0	0	0	0	0	0	0	0	0
Dec 05, 2015	at UL Lafayette	0	0	0	0	0	0	0	0	0-0-0	0	0	0	0	0	0	0	0	0	0	0	0	0	0
Totals		0	0	0	0	1	6	0	6	0-0-0	0	0	0	0	0	0	0	0	0	0	0	0	0	6

		[---RUSHING---]				[---RECEIVING---]				[-----PASSING-----]				[-----KICK RET-----]				[---PUNT RET---]				all		
Date	Opponent	No.	Yds	TD	Lg	No.	Yds	TD	Lg	Cmp	Att	Int	Yds	TD	Lg	No	Yds	TD	Lg	No	Yds	TD	Lg	purp
Aug 30, 2014	at UAB	0	0	0	0	0	0	0	0	0-0-0	0	0	0	0	0	0	0	0	0	0	0	0	0	0
Sep 06, 2014	DUKE	0	0	0	0	0	0	0	0	0-0-0	0	0	0	0	0	0	0	0	0	0	0	0	0	0
Sep 13, 2014	ABILENE CHRISTIAN	0	0	0	0	0	0	0	0	0-0-0	0	0	0	0	0	0	0	0	0	0	0	0	0	0
Sep 20, 2014	at Georgia	0	0	0	0	0	0	0	0	0-0-0	0	0	0	0	0	0	0	0	0	0	0	0	0	0
Sep 27, 2014	at ULM	0	0	0	0	1	7	0	7	0-0-0	0	0	0	0	0	0	0	0	0	0	0	0	7	
Oct 11, 2014	NEW MEXICO STATE	0	0	0	0	0	0	0	0	0-0-0	0	0	0	0	0	0	0	0	0	0	0	0	0	0
Oct 18, 2014	APPALACHIAN STATE	0	0	0	0	0	0	0	0	0-0-0	0	0	0	0	0	0	0	0	0	0	0	0	0	0
Oct 24, 2014	at South Alabama	0	0	0	0	0	0	0	0	0-0-0	0	0	0	0	0	0	0	0	0	0	0	0	0	0
Oct 30, 2014	at Georgia Southern	0	0	0	0	0	0	0	0	0-0-0	0	0	0	0	0	0	0	0	0	0	0	0	0	0
Nov 08, 2014	GEORGIA STATE	0	0	0	0	2	8	0	5	0-0-0	0	0	0	0	0	0	0	0	0	0	0	0	8	
Nov 15, 2014	at Idaho	0	0	0	0	0	0	0	0	0-0-0	0	0	0	0	0	0	0	0	0	0	0	0	0	0
Nov 29, 2014	UL LAFAYETTE	0	0	0	0	0	0	0	0	0-0-0	0	0	0	0	0	0	0	0	0	0	0	0	0	0
Totals		0	0	0	0	3	15	0	7	0-0-0	0	0	0	0	0	0	0	0	0	0	0	0	15	





OPPONENTS



Opponents.....	91-97
Road Venues.....	98-99
Road Hotels	99
2016 Opponents Year-by-Year	100
Opponent/SBC Schedule.....	101
Troy vs. Conferences.....	102

AUSTIN PEAY

SEPT. 3 • TROY, ALA.
VETERANS MEMORIAL STADIUM (30,000)

General Information

Location: Clarksville, Tenn.
 Enrollment: 10,597
 Nickname: Governors
 Colors: Red, White
 Conference: Ohio Valley
 President: Alisa White
 Athletic Director: Ryan Ivey
 Stadium: Governors Stadium (7,000)
 Playing Surface: FieldTurfXT

Coaching Staff

Head Coach: Will Healy
 Record at Austin Peay: First Season
 Record Overall: First Season
 Offensive Coordinator/QB: Wesley Satterfield
 Co-Defensive Coordinator/DL: Marcus West
 Co-Defensive Coordinator/DB: Brandon Cooper
 Offensive Line: Joshua Eargle
 Linebackers/ST: Max Thurmond
 Running Backs: J.D. Sellers
 Wide Receivers: Todd Pinkston
 Cornerbacks: Eddie Hicks

Team Information

2015 Overall Record: 0-11
 2015 OVC Record: 0-8 (9th)
 Postseason: N/A
 Result: N/A
 2015 Final Ranking: N/A
 Starters Returning
 20 (9 off, 9 def, 2 st)
 Starters Lost
 5 (2 off, 2 def, 1 st)
 Letterwinners Returning
 56 (30 off, 24 def, 2 st)
 Letterwinners Lost
 21 (9 off, 11 def, 1 st)

Returning Statistical Leaders

Rushing: Kendall Morris (695 yards)
 Passing: Timarious Mitchell (267 yards)
 Receiving: Jared Beard (576 yards)
 Tackles: Jones/Whitfield (68)
 Sacks: Multiple Players (1.0)
 Interceptions: Roderick Owens (3)



AUSTIN PEAY
GOVERNORS

2016 Schedule

Sept. 3 at Troy
 Sept. 10 Tennessee Tech
 Sept. 24 at Eastern Illinois
 Oct. 1 Murray State
 Oct. 8 at UT Martin
 Oct. 15 at Jacksonville State
 Oct. 22 Mercer
 Oct. 29 at Southeast Missouri
 Nov. 5 Tennessee State
 Nov. 12 Eastern Kentucky
 Nov. 19 at Kentucky

2015 Results

Sept. 3 Mercer L, 7-28
 Sept. 12 at Southern Miss L, 6-52
 Sept. 19 at Vanderbilt L, 7-47
 Sept. 26 at Eastern Kentucky L, 13-51
 Oct. 3 Eastern Illinois L, 16-40
 Oct. 10 at Murray State L, 18-34
 Oct. 17 UT Martin L, 14-44
 Oct. 24 Jacksonville State L, 7-27
 Oct. 31 at Tennessee State L, 6-20
 Nov. 7 Southeast Missouri L, 15-44
 Nov. 14 at Tennessee Tech L, 24-42

Series Information

Record vs. APSU: 8-7-1
 in Troy: 4-4
 in Clarksville: 3-3-1
 at Neutral: 1-0
 Brown vs. APSU: 0-0
 Healy vs. Troy: 0-0
 Last Meeting: Troy 41-3 (2002)

Sports Information:

FB SID: TBA
 Office: 931-221-6562
 Cell: TBA
 E-mail: TBA
 Website: letsgopeay.com



Will Healy
 Head Coach



Jared Beard
 Wide Receiver



Roderick Owens
 Defensive Back



TBA
 SID

CLEMSON

SEPT. 10 • CLEMSON, S.C.
MEMORIAL STADIUM (81,500)



General Information

Location: Clemson, S.C.
 Enrollment: 21,957
 Nickname: Tigers
 Colors: Clemson Orange, Regalia
 Conference: Atlantic Coast
 President: Dr. James P. Clements
 Athletic Director: Dan Radakovich
 Stadium: Memorial Stadium (81,500)
 Playing Surface: Natural Grass

Coaching Staff

Head Coach: Dabo Swinney
 Record at CU: 75-27 (7 years)
 Record Overall: 75027 (7 years)
 Co-Offensive Coordinator/RB: Tony Elliott
 Co-Offensive Coordinator/WR: Jeff Scott
 Defensive Coordinator/LB: Brent Venables
 Co-Defensive Coordinator/DE: Marion Hobby
 Defensive Tackles: Dan Brooks
 Tight Ends/ST: Danny Pearman
 Offensive Line: Robbie Caldwell
 Defensive Backs: Mike Reed
 Quarterbacks: Brandon Streeter

Team Information

2015 Overall Record: 14-1
 2015 ACC Record: 8-0 (1st)
 Postseason: CFB National Championship
 Result: L, 40-45 vs. Alabama
 2015 Final Ranking: 2 (AP), 2 (Coaches)
 Starters Returning
 14 (8 off, 4 def, 2 st)
 Starters Lost
 10 (3 off, 7 def, 0 st)
 Letterwinners Returning
 52 (28 off, 21 def, 3 st)
 Letterwinners Lost
 28 (12 off, 14 def, 2 st)

Returning Statistical Leaders

Rushing: Wayne Gallman (1,527 yards)
 Passing: Deshaun Watson (4,104 yards)
 Receiving: Artavis Scott (901 yards)
 Tackles: Ben Boulware (138)
 Sacks: Boulware/Watkins (3.5)
 Interceptions: Cordrea Tankersley (5)

2016 Schedule

Sept. 3 at Auburn
 Sept. 10 Troy
 Sept. 17 South Carolina State
 Sept. 22 at Georgia Tech
 Oct. 1 Louisville
 Oct. 7 at Boston College
 Oct. 15 N.C. State
 Oct. 29 at Florida State
 Nov. 5 Syracuse
 Nov. 12 Pittsburgh
 Nov. 19 at Wake Forest
 Nov. 26 South Carolina

2015 Results

Sept. 5 Wofford W, 49-10
 Sept. 12 Appalachian State W, 41-10
 Sept. 17 at Louisville W, 20-17
 Oct. 3 Notre Dame W, 24-22
 Oct. 10 Georgia Tech W, 43-24
 Oct. 17 Boston College W, 34-17
 Oct. 24 at Miami W, 58-0
 Oct. 31 at N.C. State W, 56-41
 Nov. 7 Florida State W, 23-13
 Nov. 14 at Syracuse W, 37-27
 Nov. 21 Wake Forest W, 33-13
 Nov. 28 at South Carolina W, 37-32
 Dec. 5 vs. North Carolina W, 45-37
 Dec. 31 vs. Oklahoma W, 37-17
 Jan. 11 vs. Alabama L, 40-45

Series Information

Record vs. Clemson: 0-1
 in Troy: 0-0
 in Clemson: 0-1
 Brown vs. Clemson: 0-0
 Swinney vs. Troy: 1-0
 Last Meeting: Clemson 43-19 (2011)

Sports Information:


FB SID: Tim Bourret
 Office: 864-656-1926
 Cell: 864-356-3791
 E-mail: btimoth@clemson.edu
 Website: clemson.tigers.com



Dabo Swinney
 Head Coach



Deshaun Watson
 Quarterback



Ben Boulware
 Linebacker



Tim Bourret
 SID

SOUTHERN MISS

SEPT. 17 • HATTIESBURG, MISS.
ROBERTS STADIUM [36,000]

General Information

Location: Hattiesburg, Miss.
Enrollment: 14,845
Nickname: Golden Eagles
Colors: Black, Gold
Conference: Conference USA
President: Dr. Rodney Bennett
Athletic Director: Bill McGillis
Stadium: Roberts Stadium (36,000)
Playing Surface: Matrix

Coaching Staff

Head Coach: Jay Hopson
Record at Southern Miss: First Season
Record Overall: 32-17 (4 Years)
Offensive Coordinator/QB: Shannon Dawson
Defensive Coordinator/ILB: Tony Pecoraro
Outside Linebackers: Tim Billings
Wide Receivers/ST: John Wozniak
Secondary: Dan Disch
Tight Ends: Desmond Lindsey
Running Backs: Lytrel Pollard
Offensive Line: Jack Wright

Team Information

2015 Overall Record: 9-5
2015 C-USA Record: 7-1 (1st West)
Postseason: Heart of Dallas Bowl
Result: L, 31-44 vs. Washington
2015 Final Ranking: N/A
Starters Returning
16 (7 off, 6 def, 3 st)
Starters Lost
10 (4 off, 5 def, 1 st)
Letterwinners Returning
55 (21 off, 30 def, 4 st)
Letterwinners Lost
25 (12 off, 11 def, 2 st)

Returning Statistical Leaders

Rushing: Ito Smith (1,128 yards)
Passing: Nick Mullens (4,476 yards)
Receiving: D.J. Thompson (779 yards)
Tackles: D'Nerius Antoine (103)
Sacks: Dylan Bradley (6.5)
Interceptions: Armstrong/Antoine (2)

**2016 Schedule**

Sept. 3 at Kentucky
Sept. 10 Savannah State
Sept. 17 Troy
Sept. 24 at UTEP
Oct. 1 Rice
Oct. 8 at UTSA
Oct. 15 at LSU
Oct. 29 Marshall
Nov. 5 Charlotte
Nov. 12 at Old Dominion
Nov. 19 at North Texas
Nov. 26 Louisiana Tech

2015 Results

Sept. 5 Mississippi State L, 16-34
Sept. 12 Austin Peay W, 52-6
Sept. 19 at Texas State W, 56-50
Sept. 26 at Nebraska L, 28-36
Oct. 3 North Texas W, 49-14
Oct. 9 at Marshall L, 10-31
Oct. 17 UTSA W, 32-10
Oct. 24 at Charlotte W, 44-10
Oct. 31 UTEP W, 34-13
Nov. 14 at Rice W, 65-10
Nov. 21 Old Dominion W, 56-31
Nov. 28 at Louisiana Tech W, 58-24
Dec. 5 at W. Kentucky L, 28-45
Dec. 26 vs. Washington L, 31-44

Series Information

Record vs. Southern Miss: 1-7
in Troy: 0-1
in Hattiesburg: 1-4
at Neutral: 0-2
Brown vs. Southern Miss: 0-0
Hopson vs. Troy: 0-0
Last Meeting: Southern Miss 30-27 (2008)

Sports Information:

FB SID: Jack Duggan
Office: 601-266-5947
Cell: 601-596-5637
E-mail: jack.duggan@usm.edu
Website: southernmiss.com

NEW MEXICO STATE

SEPT. 24 • TROY, ALA.
VETERANS MEMORIAL STADIUM [30,000]

**General Information**

Location: Las Cruces, N.M.
Enrollment: 15,829
Nickname: Aggies
Colors: Crimson and White
Conference: Sun Belt
President: Garrey Carruthers
Athletic Director: Mario Moccia
Stadium: Aggie Memorial (30,343)
Playing Surface: Grass

Coaching Staff

Head Coach/OC/QB: Doug Martin
Record at NMSU: 7-29 (3 Years)
Record Overall: 36-82 (10 Years)
Defensive Coordinator: Frank Spaziani
Defensive Ends/ST: Zane Vance
Secondary: Brian Bell
Defensive Tackles: Kerry Locklin
Outside WR: Cory Martin
Inside WR: Kevin McKeethan
Offensive Line: Andy Richman
Defensive Ends: Oliver Soukup
Running Backs: Matt Christian

Team Information

2015 Overall Record: 3-9
2015 Sun Belt Record: 3-5 (T-5th)
Postseason: N/A
Result: N/A
2015 Final Ranking: N/A
Starters Returning
20 (9 off, 9 def, 2 st)
Starters Lost
9 (4 off, 4 def, 1 st)
Letterwinners Returning
38 (15 off, 21 def, 2 st)
Letterwinners Lost
14 (9 off, 5 def, 1 st)

Returning Statistical Leaders

Rushing: Larry Rose, III (1,647 yards)
Passing: Tyler Rogers (966 yards)
Receiving: Tyrain Taylor (691 yards)
Tackles: Derek Ibekwe (92)
Sacks: Noah Brown (3.5)
Interceptions: Hanks/Nwangwa (3)

2016 Schedule

Sept. 3 at UTEP
Sept. 10 New Mexico
Sept. 17 at Kentucky
Sept. 24 at Troy
Oct. 1 UL Lafayette
Oct. 15 at Idaho
Oct. 22 Georgia Southern
Oct. 29 at Texas A&M
Nov. 12 at Arkansas State
Nov. 19 Texas State
Nov. 26 Appalachian State
Dec. 3 at South Alabama

2015 Results

Sept. 5 at Florida L, 13-61
Sept. 12 Georgia State L, 32-34
Sept. 19 UTEP L, 47-50
Oct. 3 at New Mexico L, 29-38
Oct. 10 at Ole Miss L, 3-52
Oct. 17 at Ga. Southern L, 26-56
Oct. 24 Troy L, 7-52
Oct. 31 Idaho W, 55-48
Nov. 7 at Texas State W, 31-21
Nov. 21 at UL Lafayette W, 37-34
Nov. 28 Arkansas State L, 28-52
Dec. 5 at ULM L, 35-42

Series Information

Record vs. NMSU: 2-1
in Troy: 1-0
in Las Cruces: 1-1
Brown vs. NMSU: 1-0
Martin vs. Troy: 0-2
Last Meeting: Troy 52-7 (2015)

Sports Information:

FB SID: Cari Gold
Office: 575-646-3269
Cell: 901-299-8868
E-mail: gold@nmsu.edu
Press Box: 575-646-2700
Website: nmstatesports.com



Jay Hopson
Head Coach



Nick Mullens
Quarterback



Dylan Bradley
Defensive End



Jack Duggan
SID



Doug Martin
Head Coach



Larry Rose III
Running Back



Derek Ibekwe
Linebacker



Cari Gold
SID

IDAHO

OCT. 10 • MOSCOW, IDAHO
KIBBIE DOME (16,000)

General Information

Location: Moscow, Idaho
Enrollment: 11,543
Nickname: Vandals
Colors: Silver, Vandal Gold
Conference: Sun Belt
President: Dr. Chuck Staben
Athletic Director: Dr. Rob Spear
Stadium: Kibbie Dome (16,000)
Playing Surface: RealGrass Pro

Coaching Staff

Head Coach/WR: Paul Petrino
Record at Idaho: 6-29 (3 Years)
Record Overall: 6-29 (3 Years)
Offensive Coordinator/OL: Kris Cinkovich
Defensive Coordinator/S: Mike Breske
Quarterbacks: Charley Molnar
Inside Linebackers: Troy Purcell
Running Backs/ST: Jason Shumaker
Cornerbacks: Aric Williams
Linebackers: Eric Brown
Tight Ends: Al Pupunu
Defensive Line: Kenny Holmes

Team Information

2015 Overall Record: 4-8
2015 Sun Belt Record: 3-5 (T-5th)
Postseason: N/A
Result: N/A
2015 Final Ranking: N/A
Starters Returning
20 (10 off, 8 def, 2 st)
Starters Lost
4 (1 off, 3 def, 0 st)
Letterwinners Returning
41 (21 off, 18 def, 2 st)
Letterwinners Lost
8 (4 off, 4 def, 0 st)

Returning Statistical Leaders

Rushing: Aaron Duckworth (260 yards)
Passing: Matt Linehan (2,972 yards)
Receiving: Callen Hightower (624 yards)
Tackles: Kaden Elliss (83)
Sacks: Multiple Players (1.0)
Interceptions: Russell Siavii (2)



2016 Schedule

Sept. 1 Montana State
Sept. 10 at Washington
Sept. 17 at Washington State
Sept. 24 at UNLV
Oct. 1 Troy
Oct. 8 at ULM
Oct. 15 New Mexico State
Oct. 22 at Appalachian State
Nov. 5 at UL Lafayette
Nov. 12 at Texas State
Nov. 26 South Alabama
Dec. 3 Georgia State

2015 Results

Sept. 3 Ohio L, 28-45
Sept. 12 at USC L, 9-59
Sept. 19 Wofford W, 41-38
Sept. 26 Georgia Southern L, 20-44
Oct. 3 at Arkansas State L, 35-49
Oct. 17 at Troy W, 19-16
Oct. 24 ULM W, 27-13
Oct. 31 at New Mexico St. L, 48-55
Nov. 7 at South Alabama L, 45-52
Nov. 14 Appalachian State L, 20-47
Nov. 21 at Auburn L, 34-56
Nov. 28 Texas State W, 38-31

Series Information

Record vs. Idaho: 2-1
in Troy: 1-1
in Moscow: 1-0
Brown vs. Idaho: 0-1
Petrino vs. Troy: 1-1
Last Meeting: Idaho 19-16 (2015)

Sports Information:

FB SID: Becky Paull
Office: 208-885-0245
Cell: 208-669-0411
E-mail: bpaull@uidaho.edu
Press Box: 208-885-0211
Website: GoVandals.com



Paul Petrino
Head Coach



Matt Linehan
Quarterback



Tueni Lupeamanu
Defensive Line



Becky Paull
SID

GEORGIA STATE

OCT. 17 • TROY, ALA.
VETERANS MEMORIAL STADIUM (30,000)



General Information

Location: Atlanta, Ga.
Enrollment: 50,000
Nickname: Panthers
Colors: Blue, White
Conference: Sun Belt
President: Dr. Mark P. Becker
Athletic Director: Charlie Cobb
Stadium: Georgia Dome (28,155)
Playing Surface: FieldTurf

Coaching Staff

Head Coach: Trent Miles
Record at GSU: 7-30 (3 Years)
Record Overall: 27-66 (8 Years)
Offensive Coordinator/QB: Luke Huard
Defensive Coordinator: Jesse Minter
Assistant Coach: Jeff Jagodzinski
Outside Linebackers: Larry Knight
Wide Receivers: Tim Lappano
Secondary/ST: Eric Lewis
Defensive Line: Rick Minter
Linebackers: P.J. Volker

Team Information

2015 Overall Record: 6-7
2015 Sun Belt Record: 5-3 (4th)
Postseason: Cure Bowl
Result: L, 16-27 vs. San Jose State
2015 Final Ranking: N/A
Starters Returning
16 (7 off, 9 def, 0 st)
Starters Lost
8 (4 off, 2 def, 2 st)
Letterwinners Returning
51 (22 off, 27 def, 2 st)
Letterwinners Lost
24 (14 off, 9 def, 1 st)

Returning Statistical Leaders

Rushing: Glen Smith (356 yards)
Passing: None
Receiving: Penny Hart (1,099 yards)
Tackles: Bobby Baker (76)
Sacks: Mackendy Cheridor (3.0)
Interceptions: Bobby Baker (3)

2016 Schedule

Sept. 2 Ball State
Sept. 10 at Air Force
Sept. 17 at Wisconsin
Oct. 1 at Appalachian State
Oct. 8 Texas State
Oct. 15 at Troy
Oct. 22 UT Martin
Oct. 29 at South Alabama
Nov. 3 Arkansas State
Nov. 12 ULM
Nov. 19 Georgia Southern
Dec. 3 at Idaho

2015 Results

Sept. 4 Charlotte L, 20-23
Sept. 12 at New Mexico St. W, 34-32
Sept. 19 at Oregon L, 28-61
Oct. 3 Liberty L, 33-41
Oct. 10 Appalachian State L, 3-37
Oct. 17 at Ball State W, 31-19
Oct. 31 at Arkansas State L, 34-48
Nov. 7 UL Lafayette L, 21-23
Nov. 14 at Texas State W, 41-19
Nov. 21 South Alabama W, 24-10
Nov. 27 Troy W, 31-21
Dec. 5 at Georgia Southern W, 34-7

Series Information


Record vs. GSU: 2-1
in Troy: 1-0
in Atlanta: 1-1
Brown vs. GSU: 0-1
Miles vs. Troy: 1-2
Last Meeting: Georgia State 31-21 (2015)

Sports Information:


FB SID: Allison George
Office: 404-413-403
Cell: 678-595-7728
E-mail: ageorge@gsu.edu
Website: georgiastatesports.com



Trent Miles
Head Coach



Penny Hart
Wide Receiver



Bobby Baker
Cornerback



Allison George
SID

SOUTH ALABAMA

OCT. 20 • MOBILE, ALA.
LADD-PEEBLES STADIUM (33,471)

General Information

Location: Mobile, Ala.
Enrollment: 16,463
Nickname: Jaguars
Colors: Blue, Red, White
Conference: Sun Belt
President: Dr. Tony G. Waldrop
Athletic Director: Dr. Joel Erdmann
Stadium: Ladd-Peebles (33,471)
Playing Surface: FieldTurf

Coaching Staff

Head Coach: Joey Jones
Record at USA: 42-35 (7 Years)
Record Overall: 45-42 (8 Years)
Offensive Coordinator/ QB: Bryant Vincent
Defensive Coordinator / LB: Kane Wommack
Safeties: Mike Adams
Running Backs: Tim Bowens
Offensive Line: Richard Owens
Cornerbacks: Kelvin Sigler
Wide Receivers: Tyler Siskey
Tight Ends: Chase Smith
Defensive Line: Brian Turner

Team Information

2015 Overall Record: 5-7
2015 Sun Belt Record: 3-5 (T-5th)
Postseason: N/A
Result: N/A
2015 Final Ranking: N/A
Starters Returning
14 (6 off, 6 def, 2 st)
Starters Lost
10 (5 off, 5 def, 0 st)
Letterwinners Returning
43 (20 off, 19 def, 4 st)
Letterwinners Lost
25 (14 off, 10 def, 1 st)

Returning Statistical Leaders

Rushing: Xavier Johnson (956 yards)
Passing: Dallas Davis (108 yards)
Receiving: Gerald Everett (575 yards)
Tackles: Jeremy Reaves (96)
Sacks: Tre Alford (2.0)
Interceptions: Multiple Players (2)



2016 Schedule

Sept. 3 at Mississippi State
Sept. 10 Georgia Southern
Sept. 17 at UL Lafayette
Sept. 24 Nicholls State
Oct. 1 San Diego State
Oct. 15 at Arkansas State
Oct. 20 Troy
Oct. 29 Georgia State
Nov. 5 at ULM
Nov. 19 at LSU
Nov. 26 at Idaho
Dec. 3 New Mexico State

2015 Results

Sept. 5 Gardner-Webb W, 33-23
Sept. 12 at Nebraska L, 9-48
Sept. 19 at San Diego State W, 34-27
Sept. 26 NC State L, 13-63
Oct. 3 at Troy W, 24-18
Oct. 13 Arkansas State L, 31-49
Oct. 24 at Texas State L, 18-36
Nov. 7 Idaho W, 52-45
Nov. 12 UL Lafayette W, 32-25
Nov. 21 at Georgia State L, 10-24
Nov. 28 at Georgia Southern L, 17-55
Dec. 5 Appalachian State L, 27-34

Series Information

Record vs. USA: 2-2
in Troy: 1-1
in Mobile: 1-1
Brown vs. USA: 0-1
Jones vs. Troy: 2-2
Last Meeting: S. Alabama 24-18 (2015)

Sports Information:


FB SID: Brian Fremund
Office: 251-414-8032
Cell: 251-623-3191
Fax: 251-460-7297
E-mail: bfremund@usouthal.edu
Press Box: 251-208-2677
Website: usajaguars.com



Joey Jones
Head Coach



Gerald Everett
Tight End



Roman Buchanan
Safety



Brian Fremund
SID

UMASS

NOV. 5 • TROY, ALA.
VETERANS MEMORIAL STADIUM (30,000)



2016 Schedule

Sept. 3 at Florida
Sept. 10 Boston College
Sept. 17 FIU
Sept. 25 Mississippi State
Oct. 1 Tulane
Oct. 8 at Old Dominion
Oct. 15 Louisiana Tech
Oct. 22 at South Carolina
Oct. 29 Wagner
Nov. 5 at Troy
Nov. 19 at BYU
Nov. 26 at Hawai'i

2015 Results

Sept. 12 at Colorado L, 14-48
Sept. 19 Temple L, 23-25
Sept. 26 at Notre Dame L, 27-62
Oct. 3 FIU W, 24-14
Oct. 10 at Bowling Green L, 38-62
Oct. 17 Kent State L, 10-15
Oct. 24 Toledo L, 35-51
Oct. 31 at Ball State L, 10-20
Nov. 7 Akron L, 13-17
Nov. 14 at Eastern Michigan W, 28-17
Nov. 21 Miami (Ohio) L, 13-20
Nov. 27 at Buffalo W, 31-26

Series Information

Record vs. UMass: 0-0
in Troy: 0-0
in Amherst: 0-0
Brown vs. UMass: 0-0
Whipple vs. Troy: 0-0
Last Meeting: N/A

Sports Information:

FB SID: Molly O'Mara
Office: 413-545-2439
Cell: 413-406-6434
E-mail: momara@umass.edu
Website: umassathletics.com

General Information

Location: Amherst, Mass.
Enrollment: 29,269
Nickname: Minutemen
Colors: Maroon, White
Conference: None
Chancellor: Dr. Krumble R. Subbaswamy
Athletic Director: Ryan Bamford
Stadium: McGuirk Stadium (17,000)
Playing Surface: FieldTurf

Coaching Staff

Head Coach: Mark Whipple
Record at UMass: 55-44 (8 Years)
Record Overall: 127-77 (18 Years)
Defensive Coordinator / S: Tom Masella
Outside Linebackers/ST: Mark Michaels
Cornerbacks: Steve Costello
Defensive Line: Matt Dawson
Inside Linebackers: Charles Walker
Wide Receivers: Spencer Whipple
Offensive Line: Mike Foley
Tight Ends: Jason Palermo
Running Backs: Darrius Smith
Quarterbacks: Scott Woodward

Team Information

2015 Overall Record: 3-9
2015 MAC Record: 2-6 (T-5th West)
Postseason: N/A
Result: N/A
2015 Final Ranking: N/A
Starters Returning
15 (4 off, 6 def, 5 st)
Starters Lost
17 (7 off, 7 def, 3 st)
Letterwinners Returning
36 (15 off, 18 def, 3 st)
Letterwinners Lost
25 (13 off, 11 def, 1 st)

Returning Statistical Leaders

Rushing: Marquis Young (960 yards)
Passing: Ross Comis (171 yards)
Receiving: Shakur Nesmith (204 yards)
Tackles: Shane Huber (95)
Sacks: Holins/Angeh (1.5)
Interceptions: Downey/Bailey-Smith (1)



Mark Whipple
Head Coach



Marquis Young
Running Back



Shane Huber
Linebacker



Molly O'Mara
SID

APPALACHIAN STATE

NOV. 12 • TROY, ALA.
VETERANS MEMORIAL STADIUM [30,000]

General Information

Location: Boone, N.C.
 Enrollment: 17,932
 Nickname: Mountaineers
 Colors: Black, Gold
 Conference: Sun Belt
 Chancellor: Dr. Sheri Noren Everts
 Athletic Director: Doug Gillin
 Stadium: Kidd Brewer (23,150)
 Playing Surface: FieldTurf

Coaching Staff

Head Coach: Scott Satterfield
 Record at ASU: 22-15 (3 Years)
 Record Overall: 33-15 (3 Years)
 Co-Offensive Coordinator/OL: Shawn Clark
 Co-Offensive Coordinator/QB: Frank Ponce
 Defensive Coordinator/OLB: Nate Woody
 Cornerbacks: Bryan Brown
 Running Backs: Stu Holt
 Defensive Line/ST: Mark Ivey
 Inside Linebackers: Dale Jones
 Defensive Backs: Scot Sloan
 Wide Receivers: Justin Watts

Team Information

2015 Overall Record: 11-2
 2015 Sun Belt Record: 7-1 (3rd)
 Postseason: Camellia Bowl
 Result: W, 31-29 vs. Ohio
 2015 Final Ranking: N/A
 Starters Returning
 18 (6 off, 9 def, 3 st)
 Starters Lost
 8 (5 off, 2 def, 1 st)
 Letterwinners Returning
 47 (- off, - def, - st)
 Letterwinners Lost
 23 (- off, - def, - st)

Returning Statistical Leaders

Rushing: Marcus Cox (1,423 yards)
 Passing: Taylor Lamb (2,387 yards)
 Receiving: Shaedon Meadors (439 yards)
 Tackles: Eric Boggs (104)
 Sacks: Boggs/Law (4.0)
 Interceptions: Latrell Gibbs (7)



2016 Schedule

Sept. 3 at Tennessee
 Sept. 10 Old Dominion
 Sept. 17 Miami
 Sept. 24 at Akron
 Oct. 1 Georgia State
 Oct. 12 at UL Lafayette
 Oct. 22 Idaho
 Oct. 27 at Georgia Southern
 Nov. 5 Texas State
 Nov. 12 at Troy
 Nov. 19 ULM
 Nov. 26 at New Mexico State

2015 Results

Sept. 5	Howard	W, 49-0
Sept. 12	at Clemson	L, 10-41
Sept. 19	at Old Dominion	W, 49-0
Oct. 3	Wyoming	W, 31-13
Oct. 10	at Georgia State	W, 37-3
Oct. 17	at ULM	W, 59-14
Oct. 22	Georgia Southern	W, 31-13
Oct. 31	Troy	W, 44-41 (3OT)
Nov. 5	Arkansas State	L, 27-40
Nov. 14	at Idaho	W, 47-20
Nov. 28	UL Lafayette	W, 28-7
Dec. 5	at South Alabama	W, 34-27
Dec. 19	vs. Ohio	W, 31-29

Series Information

Record vs. APP: 2-3
 in Troy: 1-2
 in Boone: 1-1
 Brown vs. APP: 0-1
 Satterfield vs. Troy: 2-0
 Last Meeting: APP 44-41 (3OT) (2015)

Sports Information:

FB SID: TBA
 Office: 828-262-2845
 Cell: TBA
 E-mail: TBA
 Website: appstatesports.com



Scott Satterfield
 Head Coach



Marcus Cox
 Running Back



Eric Boggs
 Linebacker



TBA
 SID

ARKANSAS STATE

NOV. 17 • TROY, ALA.
VETERANS MEMORIAL STADIUM [30,000]

General Information

Location: Jonesboro, Ark.
 Enrollment: 13,144
 Nickname: Red Wolves
 Colors: Scarlet, Black
 Conference: Sun Belt
 President: Dr. Charles L. Welch
 Athletic Director: Terry Mohajir
 Stadium: Centennial Bank Stadium (30,382)
 Playing Surface: FieldTurf

Coaching Staff

Head Coach: Blake Anderson
 Record at ASU: 16-10 (2 Years)
 Record Overall: 16-10 (2 Years)
 Offensive Coordinator/QB: Buster Faulkner
 Defensive Coordinator/LB: Joe Cauthen
 Tight Ends: Dan Dodd
 Defensive Line: Brian Early
 Safeties: Allen Johnson
 Running Backs: Norval McKenzie
 Wide Receivers/ST: Luke Paschall
 Offensive Line: Allen Rudolph
 Cornerbacks: Trooper Taylor

Team Information

2015 Overall Record: 9-4
 2015 Sun Belt Record: 8-0 (1st)
 Postseason: New Orleans Bowl
 Result: L, 28-47 vs. Louisiana Tech
 2015 Final Ranking: N/A
 Starters Returning
 15 (6 off, 7 def, 2 st)
 Starters Lost
 10 (5 off, 4 def, 1 st)
 Letterwinners Returning
 48 (20 off, 26 def, 2 st)
 Letterwinners Lost
 27 (14 off, 11 def, 2 st)

Returning Statistical Leaders

Rushing: Warren Wand (709 yards)
 Passing: None
 Receiving: Dijon Paschal (541 yards)
 Tackles: Khari Lain (81)
 Sacks: Ja'Von Rolland-Jones (9.0)
 Interceptions: Money Hunter (3)



2016 Schedule

Sept. 2 Toledo
 Sept. 10 at Auburn
 Sept. 16 at Utah State
 Sept. 24 Central Arkansas
 Oct. 5 Georgia Southern
 Oct. 15 South Alabama
 Oct. 29 ULM
 Nov. 3 at Georgia State
 Nov. 12 New Mexico State
 Nov. 17 at Troy
 Nov. 26 at UL Lafayette
 Dec. 3 at Texas State

2015 Results

Sept. 5	at USC	L, 6-55
Sept. 12	Missouri	L, 20-27
Sept. 19	Missouri State	W, 70-7
Sept. 26	at Toledo	L, 7-37
Oct. 3	Idaho	W, 49-35
Oct. 13	at South Alabama	W, 49-31
Oct. 20	UL Lafayette	W, 37-27
Oct. 31	Georgia State	W, 48-34
Nov. 5	at Appalachian St.	W, 40-27
Nov. 14	at ULM	W, 59-21
Nov. 28	at New Mexico St.	W, 52-28
Dec. 5	Texas State	W, 55-17
Dec. 19	vs. Louisiana Tech	L, 28-47

Series Information


Record vs. ASU: 6-9
 in Troy: 3-3
 in Jonesboro: 3-6
 Brown vs. ASU: 0-0
 Anderson vs. Troy: 0-0
 Last Meeting: ASU 41-34 (2013)

Sports Information:

FB SID: Jerry Scott
 Office: 870-972-3405
 Cell: 870-243-6021
 E-mail: jscott@astate.edu
 Website: astateredwolves.com



Blake Anderson
 Head Coach



Colton Jackson
 Offensive Lineman



Ja'Von Rolland-Jones
 Defensive End



Jerry Scott
 SID

TEXAS STATE

NOV. 26 • SAN MARCOS, TEXAS
BOBCAT STADIUM (30,000)

General Information

Location: San Marcos, Texas
Enrollment: 38,006
Nickname: Bobcats
Colors: Maroon, Gold
Conference: Sun Belt
President: Dr. Denise M. Trauth
Athletic Director: Dr. Larry Teis
Stadium: Bobcat Stadium (30,000)
Playing Surface: FieldTurf

Coaching Staff

Head Coach: Everett Withers
Record at TXST: First Season
Record Overall: 25-13 (3 Years)
Offensive Coordinator/QB: Brett Elliott
Defensive Coordinator/S: Randall McCray
Linebackers: John Wiley
Running Backs/Tight Ends: Ron Antoine
Wide Receivers/ST: Parker Fleming
Offensive Line: Adrian Mayes
Cornerbacks: Jules Montinar
Outside Linebackers: Tyler Santucci
Defensive Line: Antoine Smith

Team Information

2015 Overall Record: 3-9
2015 Sun Belt Record: 2-6 (10th)
Postseason: N/A
Result: N/A
2015 Final Ranking: N/A
Starters Returning
14 (4 off, 6 def, 4 st)
Starters Lost
13 (7 off, 5 def, 1 st)
Letterwinners Returning
42 (18 off, 20 def, 4 st)
Letterwinners Lost
41 (21 off, 19 def, 1 st)

Returning Statistical Leaders

Rushing: Tyler Jones (583 yards)
Passing: Tyler Jones (2,484 yards)
Receiving: Stedman Mayberry (26 yards)
Tackles: Damani Alexcee (79)
Sacks: Karee' Berry (3.0)
Interceptions: Stephan Johnson (2)



2016 Schedule

Sept. 3 at Ohio
Sept. 17 at Arkansas
Sept. 24 Houston
Oct. 1 Incarnate Word
Oct. 8 at Georgia State
Oct. 15 at ULM
Oct. 22 UL Lafayette
Nov. 5 at Appalachian State
Nov. 12 Idaho
Nov. 19 at New Mexico State
Nov. 26 Troy
Dec. 3 Arkansas State

2015 Results

Sept. 5 at Florida State L, 16-59
Sept. 12 Prairie View W, 63-24
Sept. 19 Southern Miss L, 50-56
Sept. 26 at Houston L, 14-59
Oct. 10 at UL Lafayette L, 27-49
Oct. 24 South Alabama W, 36-18
Oct. 29 at Georgia Southern L, 13-37
Nov. 7 New Mexico State L, 21-31
Nov. 14 Georgia State L, 19-41
Nov. 19 ULM W, 16-3
Nov. 28 at Idaho L, 31-38
Dec. 5 at Arkansas State L, 17-55

Series Information

Record vs. TXST: 5-1
in Troy: 4-0
in San Marcos: 1-1
Brown vs. TXST: 0-0
Withers vs. Troy: 0-0
Last Meeting: Troy 42-28 (2013)

Sports Information:

FB SID: Rick Poulter
Office: 512-245-2966
Cell: 512-738-0697
E-mail: rpoulter@txstate.edu
Website: txstatebobcats.com



Everett Withers
Head Coach



Tyler Jones
Quarterback



Dallas McClarty
Nose Tackle



Rick Poulter
SID

GEORGIA SOUTHERN

DEC. 3 • STATESBORO, GA.
PAULSON STADIUM (25,000)

General Information

Location: Statesboro, Ga.
Enrollment: 20,517
Nickname: Eagles
Colors: Blue and White
Conference: Sun Belt
President: Dr. Jamie Hebert
Athletic Director: Tom Kleinlein
Stadium: Paulson Stadium (25,000)
Playing Surface: Sports Turf

Coaching Staff

Head Coach: Tyson Summers
Record at GS: First Season
Record Overall: First Season
Co-Offensive Coordinator/QB: Rance Gillespie
Co-Offensive Coordinator/WR: David Dean
Defensive Coordinator: Lorenzo Costantini
Linebackers: Pat Bastein
Running Backs: Chris Foster
Defensive Line: Jimmy Lindsey
Tight Ends/ST: Chad Lunsford
Offensive Line: Allen Mogridge
Secondary: Jeremy Rowell

Team Information

2015 Overall Record: 9-4
2015 Sun Belt Record: 6-2 (3rd)
2015 Final Ranking: N/A
Postseason: GoDaddy.com Bowl
Result: W, 58-27 vs. Bowling Green
2015 Final Ranking: N/A
Starters Returning
12 (6 off, 6 def, - st)
Starters Lost
10 (5 off, 5 def, - st)
Letterwinners Returning
38 (21 off, 15 def, 2 st)
Letterwinners Lost
25 (12 off, 10 def, 3 st)

Returning Statistical Leaders

Rushing: Matt Breida (1,608 yards)
Passing: Kevin Ellison (597 yards)
Receiving: B.J. Johnson (249 yards)
Tackles: Ironhead Gallon (81)
Sacks: Bernard Dawson (4.0)
Interceptions: Darius Jones (2)



2016 Schedule

Sept. 3 Savannah State
Sept. 10 at South Alabama
Sept. 17 ULM
Sept. 24 at Western Michigan
Oct. 5 at Arkansas State
Oct. 15 at Georgia Tech
Oct. 22 at New Mexico State
Oct. 27 Appalachian State
Nov. 5 at Ole Miss
Nov. 12 UL Lafayette
Nov. 19 at Georgia State
Dec. 3 Troy

2015 Results

Sept. 5 at West Virginia L, 0-44
Sept. 12 Western Michigan W, 43-17
Sept. 19 The Citadel W, 48-13
Sept. 26 at Idaho W, 44-20
Oct. 3 at ULM W, 51-31
Oct. 17 New Mexico State W, 56-26
Oct. 22 at Appalachian St. L, 13-31
Oct. 29 Texas State W, 37-13
Nov. 14 at Troy W, 45-10
Nov. 21 at Georgia L, 17-23
Nov. 28 South Alabama W, 55-17
Dec. 5 Georgia State L, 7-34
Dec. 23 vs. Bowling Green W, 58-27

Series Information

Record vs. GS: 10-5
in Troy: 4-3
in Statesboro: 6-2
Brown vs. GS: 0-1
Summers vs. Troy: 0-0
Last Meeting: GS 45-10 (2015)

Sports Information:

FB SID: Bryan Johnston
Office: 912-478-5448
Cell: 912-531-3575
E-mail: bjohnston@georgiasouthern.edu
Website: GSEagles.com



Tyson Summers
Head Coach



Matt Breida
Running Back



Ironhead Gallon
Linebacker



Bryan Johnston
SID

**MEMORIAL STADIUM
TROY AT CLEMSON
SEPT. 10 • CLEMSON, S.C.**



**M.M. ROBERTS STADIUM
TROY AT SOUTHERN MISS
SEPT. 17 • HATTIESBURG, MISS.**



**KIBBIE DOME
TROY AT IDAHO
OCT. 1 • MOSCOW, IDAHO**



**LADD-PEEBLES STADIUM
TROY AT SOUTH ALABAMA
OCT. 20 • MOBILE, ALA.**



BOBCAT STADIUM
TROY AT TEXAS STATE
NOV. 26 • SAN MARCOS, TEXAS



PAULSON STADIUM
TROY AT GEORGIA SOUTHERN
DEC. 3 • STATESBORO, GA.



2016 TROY FOOTBALL ROAD HEADQUARTERS



Greenville Marriott
 1 Parkway E
 Greenville, SC 29615
 864-297-0300



Holiday Inn & Suites
 10 Gateway Drive
 Hattiesburg, MS 39402
 601-296-0302



Red Lion Hotel
 621 21st Street
 Lewiston, ID 83501
 208-799-1000



Renaissance Riverview
 64 S Water Street
 Mobile, AL 36602
 251-438-4000



Austin Marriott South
 4415 S IH 35 Frontage Road
 Austin, TX 78744
 512-441-7900



Embassy Suites Savannah
 605 West Oglethorpe Avenue
 Savannah, GA 31401
 912-721-6900



AUSTIN PEAY (8-7-1)

YEAR	SITE	SCORE
1947	Clarksville	W, 13-7
1948	Troy	L, 7-18
1949	Troy	W, 6-0
1951	Clarksville	W, 20-13
1952	Troy	L, 7-26
1956	Troy	W, 14-13
1957	Clarksville	L, 0-33
1958	Troy	L, 0-12
1959	Clarksville	W, 13-7
1960	Troy	L, 7-13
1961	Clarksville	L, 6-21
1969	Clarksville	T, 16-16
1970	Troy	W, 28-0
1971	Clarksville	L, 0-34
1972	Dothan	W, 27-0
2002	Troy	W, 41-3

Troy Record in Troy: 4-4
Troy Record in Clarksville: 3-3-1
Troy Record at Neutral Site: 1-0
Brown vs Austin Peay: 0-0
Healy vs Troy: 0-0
Longest Troy Win Streak: 2 (1972-2002)
Longest Austin Peay Win Streak: 2 (2x last 1960-61)

CLEMSON (0-1)

YEAR	SITE	SCORE
2011	Clemson	L, 19-43

Troy Record in Troy: 0-0
Troy Record in Clemson: 0-1
Brown vs Clemson: 0-0
Swinney vs Troy: 1-0
Longest Troy Win Streak: N/A
Longest Clemson Win Streak: 1 (2011)

SOUTHERN MISS (1-7)

YEAR	SITE	SCORE
1935	Hattiesburg	W, 14-13
1936	Hattiesburg	L, 0-62
1937	Hattiesburg	L, 0-53
1938	Troy	L, 0-19
1939	Hattiesburg	L, 6-13
1940	Hattiesburg	L, 0-25
1977	Montgomery	L, 19-42
2008	New Orleans	L, 27-30 (OT)

Troy Record in Troy: 0-1
Troy Record in Hattiesburg: 1-4
Troy Record at Neutral Site: 0-2
Brown vs Southern Miss: 0-0
Hopson vs Troy: 0-0
Longest Troy Win Streak: 1 (1935)
Longest Southern Miss Win Streak: 7 (1936-2008)

NEW MEXICO STATE (2-1)

YEAR	SITE	SCORE
2004	Las Cruces	L, 18-22
2014	Troy	W, 41-24
2015	Las Cruces	W, 52-7

Troy Record in Troy: 1-0
Troy Record in Las Cruces: 1-1
Brown vs New Mexico State: 1-0
Martin vs Troy: 0-2
Longest Troy Win Streak: 2 (2014-15)
Longest New Mexico State Win Streak: 1 (2004)

IDAHO (2-1)

YEAR	SITE	SCORE
2004	Troy	W, 47-7
2014	Moscow	W, 34-17
2015	Troy	L, 16-19

Troy Record in Troy: 1-1
Troy Record in Moscow: 1-0
Brown vs Idaho: 0-1
Petrino vs Troy: 1-1
Longest Troy Win Streak: 2 (2004-14)
Longest Idaho Win Streak: 1 (2015)

GEORGIA STATE (2-1)

YEAR	SITE	SCORE
2013	Atlanta	W, 35-28
2014	Troy	W, 45-21
2015	Atlanta	L, 21-31

Troy Record in Troy: 1-0
Troy Record in Atlanta: 1-1
Brown vs Georgia State: 0-1
Miles vs Troy: 1-2
Longest Troy Win Streak: 2 (2013-14)
Longest Georgia State Win Streak: 1 (2015)

SOUTH ALABAMA (2-2)

YEAR	SITE	SCORE
2012	Mobile	W, 31-10
2013	Troy	W, 34-33
2014	Mobile	L, 13-37
2015	Troy	L, 18-24

Troy Record in Troy: 1-1
Troy Record in Mobile: 1-1
Brown vs South Alabama: 0-1
Jones vs Troy: 2-2
Longest Troy Win Streak: 2 (2012-13)
Longest South Alabama Win Streak: 2 (2014-15)

UMASS (0-0)

YEAR	SITE	SCORE
FIRST MEETING		

Troy Record in Troy: 0-0
Troy Record in Amherst: 0-0
Brown vs UMass: 0-0
Whipple vs Troy: 0-0
Longest Troy Win Streak: N/A
Longest South Alabama Win Streak: N/A

APPALACHIAN STATE (2-3)

YEAR	SITE	SCORE
1970	Troy	W, 42-0
2000	Boone	W, 34-30
2000	Troy	L, 30-33
2014	Troy	L, 14-53
2015	Boone	L, 41-44 (3OT)

Troy Record in Troy: 1-2
Troy Record in Boone: 1-1
Brown vs Appalachian State: 0-1
Satterfield vs Troy: 2-0
Longest Troy Win Streak: 2 (1970-2000)
Longest Appalachian State Win Streak: 3 (2000-15)

ARKANSAS STATE (6-9)

YEAR	SITE	SCORE
1950	Jonesboro	L, 0-27
1951	Troy	L, 0-39
1966	Troy	W, 41-7
1991	Jonesboro	L, 17-20
1992	Jonesboro	W, 41-7
2004	Jonesboro	L, 9-13
2005	Jonesboro	L, 3-9
2006	Troy	L, 26-33
2007	Jonesboro	W, 27-0
2008	Troy	W, 35-9
2009	Jonesboro	W, 30-27
2010	Troy	W, 35-28
2011	Jonesboro	L, 14-45
2012	Troy	L, 34-41
2013	Jonesboro	L, 34-41

Troy Record in Troy: 3-3
Troy Record in Jonesboro: 3-6
Brown vs Arkansas State: 0-0
Anderson vs Troy: 0-0
Longest Troy Win Streak: 4 (2007-10)
Longest Arkansas State Win Streak: 3 (2x, last 2011-14)

TEXAS STATE (5-1)













YEAR	SITE	SCORE
1996	Troy	W, 24-13
1997	San Marcos	L, 17-31
1998	Troy	W, 20-17
1999	San Marcos	W, 24-17
2000	Troy	W, 31-17
2013	Troy	W, 42-28

Troy Record in Troy: 4-0
Troy Record in San Marcos: 1-1
Brown vs Texas State: 0-0
Winters vs. Troy: 0-0
Longest Troy Win Streak: 4 (1998-2013)
Longest Texas State Win Streak: 1 (1997)

GEORGIA SOUTHERN (10-5)

YEAR	SITE	SCORE
1934	Troy	W, 19-12
1935	Statesboro	W, 28-26
1936	Troy	W, 14-0
1937	Statesboro	W, 12-6
1938	Statesboro	W, 7-0
1939	Troy	W, 7-6
1940	Statesboro	W, 14-0
1941	Troy	W, 25-0
1983	Statesboro	W, 28-27
1985	Troy	L, 10-17
1991	Statesboro	L, 12-19
1992	Statesboro	W, 21-0
1995	Troy	L, 21-24
2014	Statesboro	L, 10-42
2015	Troy	L, 10-45

Troy Record in Troy: 4-3
Troy Record in Statesboro: 6-2
Brown vs Georgia Southern: 0-1
Summers vs Troy: 0-0
Longest Troy Win Streak: 9 (1934-83)
Longest Ga. Southern Win Streak: 3 (1995-2015)

OPP	Sept. 3	Sept. 10	Sept. 17	Sept. 24	Oct. 1	Oct. 8	Oct. 15	Oct. 22	Oct. 29	Nov. 5	Nov. 12	Nov. 19	Nov. 26	Dec. 3
	T	Tennessee Tech		at Eastern Illinois	Murray State	at UT Martin	at Jacksonville State	Mercer	at SE Missouri State	Tennessee State	Eastern Kentucky	at Kentucky		
	at Auburn	T	South Carolina State	at Georgia Tech (9/22)	Louisville	at Boston College (10/7)	NC State		at Florida State	Syracuse	Pittsburgh	at Wake Forest	South Carolina	
	at Kentucky	Savannah State	T	at UTEP	Rice	at UTSA	at LSU		Marshall	Charlotte	at Old Dominion	at North Texas	Louisiana Tech	
	UTEP	New Mexico	at Kentucky	T	at UL Lafayette		at Idaho	Georgia Southern	at Texas A&M		at Arkansas State	Texas State	Appalachian State	at South Alabama
	Montana State	at Washington	at Washington State	at UNLV	T	at ULM	New Mexico State	at Appalachian State		at UL Lafayette	at Texas State		South Alabama	Georgia State
	Ball State (9/2)	at Air Force	at Wisconsin		at Appalachian State	Texas State	T	UT Martin	at South Alabama	Arkansas State (11/3)	ULM	Georgia Southern		at Idaho
	at Mississippi State	Georgia Southern	at UL Lafayette	Nicholls State	San Diego State		at Arkansas State	T (10/20)	Georgia State	at ULM		at LSU	at Idaho	New Mexico State
	at Florida	Boston College	FIU	Mississippi State	Tulane	at Old Dominion	Louisiana Tech	at South Carolina	Wagner	T		at BYU	at Hawai'i	
	at Tennessee (9/1)	Old Dominion	Miami	at Akron	Georgia State		at UL Lafayette (10/12)	Idaho	at Ga. Southern (10/27)	Texas State	T	ULM	at New Mexico State	
	Toledo	at Auburn	at Utah State (9/16)	Central Arkansas		Georgia Southern (10/5)	South Alabama		ULM	at Georgia State (11/3)	New Mexico State	T (11/17)	at UL Lafayette	at Texas State
	at Ohio		at Arkansas	Houston	Incarnate Word	at Georgia State	at ULM	UL Lafayette		at Appalachian State	Idaho	at New Mexico State	T	Arkansas State
	Savannah State	at South Alabama	ULM	at Western Michigan		at Arkansas State (10/5)	at Georgia Tech	at New Mexico State	Appalachian State (10/27)	at Ole Miss	UL Lafayette (11/10)	at Georgia State		T

SUN BELT CONFERENCE COMPOSITE SCHEDULE

Thursday, September 1

Appalachian State at Tennessee
Montana State at Idaho

Friday, September 2

Toledo at Arkansas State
Ball State at Georgia State

Saturday, September 3

Southern at ULM
Savannah State at Georgia Southern
Boise State at UL Lafayette
New Mexico State at UTEP
South Alabama at Mississippi State
Texas State Ohio
Austin Peay at Troy

Saturday, September 10

Troy at Clemson
Old Dominion at Appalachian State
Arkansas State at Auburn
* Georgia Southern at South Alabama
Georgia State at Air Force
Idaho at Washington
McNeese State at UL Lafayette
ULM at Oklahoma
New Mexico at New Mexico State

Friday, September 16

Arkansas State at Utah State

Saturday, September 17

Miami at Appalachian State
* ULM at Georgia Southern

Georgia State at Wisconsin
Idaho at Washington State
* South Alabama at UL Lafayette
New Mexico State at Kentucky
Texas State at Arkansas
Troy at Southern Miss

Saturday, September 24

Appalachian State at Akron
Central Arkansas at Arkansas State
Georgia Southern at Western Michigan
Idaho at UNLV
UL Lafayette at Tulane
* New Mexico State at Troy
Nicholls State at South Alabama
Houston at Texas State

Saturday, October 1

* Georgia State at Appalachian State
* Troy at Idaho
* UL Lafayette at New Mexico State
ULM at Auburn
San Diego State at South Alabama
Incarnate Word at Texas State

Wednesday, October 5

* Georgia Southern at Arkansas State

Saturday, October 8

* Idaho at ULM
* Texas State at Georgia State

Wednesday, October 12

* Appalachian State at UL Lafayette

Saturday, October 15

* Texas State at ULM
* South Alabama at Arkansas State
Georgia Southern at Georgia Tech
* Georgia State at Troy
* New Mexico State at Idaho

Thursday, October 20

* Troy at South Alabama

Saturday, October 22

* Idaho at Appalachian State
* Georgia Southern at New Mexico State
UT Martin at Georgia State
* UL Lafayette at Texas State
ULM at New Mexico

Thursday, October 27

* Appalachian State at Georgia Southern

Saturday, October 29

* ULM at Arkansas State
* Georgia State at South Alabama
New Mexico State at Texas A&M

Thursday, November 3

* Arkansas State at Georgia State

Saturday, November 5

* South Alabama at ULM
* Texas State at Appalachian State
Georgia Southern at Ole Miss
* Idaho at UL Lafayette
UMass at Troy

Thursday, November 10

* UL Lafayette at Georgia Southern

Saturday, November 12

* Appalachian State at Troy
* New Mexico State at Arkansas State
* ULM at Georgia State
* Idaho at Texas State

Thursday, November 17

* Arkansas State at Troy

Saturday, November 19

* ULM at Appalachian State
* Georgia Southern at Georgia State
UL Lafayette at Georgia
* Texas State at New Mexico State
South Alabama at LSU

Saturday, November 26

* Appalachian State at New Mexico State
* Arkansas State at UL Lafayette
* South Alabama at Idaho
* Troy at Texas State

Saturday, December 3

* UL Lafayette at ULM - 2 p.m.
* Arkansas State at Texas State
* Troy at Georgia Southern
* Georgia State at Idaho
* New Mexico State at South Alabama

AMERICAN ATHLETIC

Troy vs.	W/L	Last Mtg
Central Florida	6-3	1995
Cincinnati	1-1	1999
Connecticut	1-0	1994
East Carolina	0-0	Never met
Houston	0-0	Never met
Memphis	1-4	1941
Navy	1-1	2012
South Florida	1-1	2000
SMU	0-0	Never met
Temple	0-0	Never met
Tulsa	0-0	Never met
Tulane	0-0	Never met
vs. American	11-10	.524

BIG 12

Troy vs.	W/L	Last Mtg
Baylor	0-0	Never met
Iowa State	0-1	2002
Kansas	0-0	Never met
Kansas State	0-1	2003
Oklahoma	0-0	Never met
Oklahoma State	1-2	2010
TCU	0-0	Never Met
Texas	0-0	Never met
Texas Tech	0-0	Never met
West Virginia	0-0	Never met
vs. Big 12	1-4	.200

MOUNTAIN WEST CONFERENCE

Troy vs.	W/L	Last Mtg
Air Force	0-0	Never met
Boise State	0-0	Never Met
Colorado State	0-0	Never met
Fresno State	0-0	Never met
Hawaii	0-0	Never met
Nevada	0-0	Never met
New Mexico	0-0	Never met
San Diego State	0-0	Never met
San Jose State	0-0	Never met
UNLV	0-1	1977
Utah State	2-1	2004
Wyoming	0-0	Never met
vs. Mountain West	2-2	.500

SUN BELT CONFERENCE

Troy vs.	W/L	Last Mtg
Appalachian State	2-3	2015
Arkansas State	6-10	2013
Georgia Southern	10-5	2015
Georgia State	2-1	2015
Idaho	2-1	2015
UL Lafayette	8-11	2015
New Mexico State	2-1	2015
South Alabama	2-2	2015
Texas State	5-1	2013
ULM	9-7-1	2015
vs. Sun Belt	48-42-1	.533

ATLANTIC COAST CONFERENCE

Troy vs.	W/L	Last Mtg
Boston College	0-0	Never met
Clemson	0-1	2011
Duke	0-2	2014
Georgia Tech	0-1	2006
Florida State	1-5	2006
Louisville	0-0	Never met
Miami (Fla.)	0-1	2001
North Carolina	0-0	Never met
North Carolina State	0-1	2015
Pittsburgh	0-0	Never met
Syracuse	0-0	Never met
Virginia	0-1	2003
Virginia Tech	0-0	Never met
Wake Forest	0-0	Never met
vs. ACC	1-12	.077

CONFERENCE USA

Troy vs.	W/L	Last Mtg
Charlotte	0-0	Never met
Florida Atlantic	8-2	2012
FIU	8-2	2012
Marshall	2-3	2004
Middle Tennessee	8-12	2012
North Texas	9-2	2012
Louisiana Tech	0-0	Never met
Old Dominion	0-0	Never met
Rice	1-0	2006
Southern Miss	1-6	2008
UTEP	0-0	Never met
Texas-San Antonio	0-0	Never met
Western Kentucky	9-2-1	2013
vs. C-USA	46-29-1	.612

PAC 12

Troy vs.	W/L	Last Mtg
Arizona	0-0	Never met
Arizona State	0-0	Never met
California	0-0	Never met
Colorado	0-0	Never met
Oregon	0-0	Never met
Oregon State	0-0	Never met
Stanford	0-0	Never met
UCLA	0-0	Never met
Utah	0-0	Never met
USC	0-0	Never met
Washington	0-0	Never met
Washington State	0-0	Never met
vs. Pac-10	0-0	.000

DIVISION I-A INDEPENDENTS

Troy vs.	W/L	Last Mtg
Army	0-0	Never met
BYU	0-0	Never met
Notre Dame	0-0	Never met
UMass	0-0	Never met
vs. Independents	0-0	.000

BIG TEN

Troy vs.	W/L	Last Mtg
Illinois	0-0	Never met
Indiana	0-0	Never met
Iowa	0-0	Never met
Maryland	0-1	2001
Michigan	0-0	Never met
Michigan State	0-0	Never met
Minnesota	0-1	2003
Nebraska	0-4	2006
Northwestern	0-0	Never met
Ohio State	0-1	2008
Penn State	0-0	Never met
Purdue	0-0	Never met
Rutgers	0-0	Never met
Wisconsin	0-1	2015
vs. Big Ten	0-8	.000

MID-AMERICAN CONFERENCE

Troy vs.	W/L	Last Mtg
Akron	0-0	Never met
Ball State	0-0	Never met
Bowling Green	1-1	2010
Buffalo	0-0	Never met
Central Michigan	0-1	2009
Eastern Michigan	0-0	Never met
Kent State	0-0	Never met
Miami (Ohio)	0-0	Never met
Northern Illinois	0-1	2004
Ohio	1-0	2010
Toledo	0-0	Never met
Western Michigan	0-0	Never met
vs. MAC	2-3	.400

SOUTHEASTERN CONFERENCE

Troy vs.	W/L	Last Mtg
Alabama	0-0	Never met
Arkansas	0-4	2011
Auburn	0-0	Never met
Florida	0-2	2009
Georgia	0-2	2014
Kentucky	0-0	Never met
LSU	0-2	2008
Mississippi	0-1	2013
Mississippi State	1-4	2015
Missouri	1-2	2005
South Carolina	0-3	2010
Tennessee	0-1	2012
Texas A&M	0-0	Never met
Vanderbilt	0-0	Never met
vs. SEC	2-21	.087



2015 REVIEW

Game Recaps	104-115
2015 Stats	116-121
2015 Superlatives	122
2015 Starters / Captains	123
2015 Game-by-Game	124-126
Troy in NCAA Stats	127
All-Sun Belt Teams	128

GAME 1

TROY	7	7	7	0	21
NC STATE	14	14	14	7	49

SEPT. 5 • CARTER-FINLEY STADIUM • RALEIGH, N.C. • 57,451



	TROY	NCST
FIRST DOWNS	13	30
Rushing	5	15
Passing	7	12
Penalty	1	3
NET YARDS RUSHING	121	251
Rushing Attempts	25	58
Average Per Rush	4.8	4.3
Rushing Touchdowns	2	5
Yards Gained Rushing	151	270
Yards Lost Rushing	30	19
NET YARDS PASSING	184	199
Completions-Attempts-Int	14-21-1	22-26-0
Average Per Attempt	8.8	7.7
Average Per Completion	13.1	9.0
Passing Touchdowns	1	2
TOTAL OFFENSE YARDS	305	450
Total offense plays	46	84
Average Gain Per Play	6.6	5.4
Fumbles: Number-Lost	4-1	1-0
Penalties: Number-Yards	5-54	1-15
PUNTS-YARDS	8-320	4-151
Average Yards Per Punt	40.0	37.8
Net Yards Per Punt	35.9	37.8
Inside 20	1	2
50+ Yards	0	0
Touchbacks	0	0
Fair catch	4	3
KICKOFFS-YARDS	4-256	8-515
Average Yards Per Kickoff	64.0	64.4
Net Yards Per Kickoff	38.5	41.5
Touchbacks	2	6
Punt returns: Number-Yards-TD	0-0-0	1-33-0
Average Per Return	0.0	33.0
Kickoff returns: Number-Yds-TD	2-33-0	2-52-0
Average Per Return	16.5	26.0
Interceptions: Number-Yds-TD	0-0-0	1-0-0
Fumble Returns: Number-Yds-TD	0-0-0	0-0-0
Miscellaneous Yards	0	0
Possession Time	18:26	41:34
1st Quarter	5:30	9:30
2nd Quarter	4:47	10:13
3rd Quarter	4:10	10:50
4th Quarter	3:59	11:01
Third-Down Conversions	1 of 9	5 of 13
Fourth-Down Conversions	0 of 0	3 of 4
Red-Zone Scores-Chances	1-1	6-6
Touchdowns	1-1	6-6
Field goals	0-1	0-6
Sacks By: Number-Yards	3-9	1-6
PAT Kicks	3-3	7-7
Field Goals	0-0	0-0
Points off turnovers	0	7

NOTABLE

• Deontae Crumitie is the first true freshman to start a season opener on the offensive line in Troy's recorded history.

• Jordan Chunn scored his 21st career touchdown run in the first quarter. He now is sixth in Troy history in career rushing touchdowns.

• Senior Brandon Burks rushed for 124 yards, his sixth career game with 100+ yards rushing. He now ranks eighth in Troy's record books with six 100-yard rushing games.

• In his debut, junior linebacker William Lloyd led the Trojans with 15 tackles, which tied Boris Lee (Ohio State) and Brynden Trawick (North Texas) for the seventh-most tackles in a game.

• Twelve Trojans made their first career start: John Johnson, Emanuel Thompson, Deontae Crumitie, Luke Lawrence, Johnathan Boring, Garrett Peek, Nick McLaughlin, Gabe Hill, William Lloyd, Demetrius Cain, Jalen Harris, and Josh Marshall.

• With Jed Solomon's two PATs, Trojan kickers have made 46 consecutive extra-point attempts dating back to the 2013 season.

• Senior Brandon Burks' 57-yard touchdown run in the third quarter was a career-long run.

• Troy's quarterbacks pass attempt streak without an interception was broken. Troy's quarterbacks threw 153 passes before throwing a pick.

Troy Falls to NC State in Neal Brown's Debut

RALEIGH – North Carolina State rushed for five touchdowns en route to a 49-21 victory over Troy to spoil Neal Brown's debut as the Trojans' head coach.

Jaylen Samuels rushed for three scores and Matt Days added a pair of touchdowns for the Wolfpack (1-0), while Brandon Burks and Jordan Chunn each found the end zone on the ground for the Trojans (0-1).

Burks finished the night with 124-rushing yards on 14 carries for his sixth career 100-yard rushing game, which ties him for eighth all-time in Troy history. Chunn's touchdown was the 21st of his career, the sixth best in Troy history.

NC State built a 21-7 lead on a pair of touchdowns from Samuels and one from Days around Chunn's 1-yard score. Chunn's score was set up by a 33-yard strike from Brandon Silvers to Bryan Holmes.

Silvers finished the game 12-for-16 for 149 yards, while Holmes had four catches for 84 yards and a touchdown. Silvers did not throw an interception in the game, but NC State picked off Dallas Tidwell in the fourth quarter, which ended Troy's streak of consecutive passes without an interception at 153 attempts.

The Trojans pulled to within 28-14 at the half thanks to some late heroics from Burks and Holmes. Troy took over on its own 18-yard line with 21 seconds to play before the half. Burks took the first play of the drive 30 yards and a facemask penalty moved to the ball to the NC State 37-yard line. Silvers found Holmes on a back-shoulder throw at the goal line with one second remaining in the half for a touchdown.

Following a pair of three-and-outs to open the second half, Days broke off a 30-yard run to push the Wolfpack lead out to 35-14. However, the Trojans responded 31 seconds later as Burks went around right end for a 57-yard touchdown. The run was the longest of his career and pushed the senior over the 100-yard mark for the day.

The Wolfpack set the final score on a 3-yard run by Samuels late in the third quarter and a 1-yard pass from Jacoby Brissett to NaQuan Brown early in the fourth quarter. Brissett finished the game 21-of-23 for 196 yards and a pair of touchdowns.


Junior linebacker William Lloyd finished with a game-high 15 tackles for the Trojans, which is tied for the seventh most in a game in school history. Tyler Roberts added seven tackles, a pair of stops behind the line and a sack, while Jamal Stodom had seven tackles and a sack.

Scoring Summary

NCST – Samuels 14-yard run (Bambard kick), 8:58, 1st	0-7
TROY – Chunn 1-yard run (Solomon kick), 6:50, 1st	7-7
NCST – Days 1-yard run (Bambard kick), 3:29, 1st	14-7
NCST – Samuels 3-yard run (Bambard kick), 11:04, 2nd	21-7
NCST – Ramos 14-yard pass from Brissett (Bambard kick), 0:28, 2nd	28-7
TROY – Holmes 37-yard pass from Silvers (Solomon kick), 0:01, 2nd	28-14
NCST – Days 30-yard run (Bambard kick), 9:49, 3rd	35-14
TROY – Burks 57-yard run (Solomon kick), 9:18, 3rd	35-21
NCST – Samuels 3-yard run (Bambard kick), 3:14, 3rd	42-21
NCST – Brown 1-yard pass from Brissett (Bambard kick), 12:36, 4th	49-21

STAT LEADERS

TROY						NC STATE							
Rushing	No	Yds	TD	Lg	Avg	Rushing	No	Yds	TD	Lg	Avg		
Burks, Brandon	14	124	1	57	8.9	Days, M.	24	126	2	40	5.2		
Pruitt, Dontreal	1	9	0	9	9.0	Gallaspy, R.	13	50	0	10	3.8		
Chunn, Jordan	5	8	1	6	1.6	Samuels	4	37	3	17	9.2		
Passing	A	C	I	Yds	TD	Lng	Passing	A	C	I	Yds	TD	Lng
Silvers, Brandon	16	12	0	149	1	37	Brissett, J.	23	21	0	196	2	26
Tidwell, Dallas	5	2	1	35	0	33	McClendon, J.	2	1	0	3	0	3
Receiving	No.	Yds	TD	Long	Receiving	No.	Yds	TD	Long				
Holmes, Bryan	4	84	1	37	Days, M.	5	65	0	26				
Ruben, Teddy	2	42	0	33	Samuels, J.	4	10	0	10				
Douglas, Deondre	1	16	0	16	Ramos, J.	3	45	1	21				
Quisenberry, Clark	1	11	0	11	Cherry, B.	2	28	0	19				



GAME 2

C. SOUTHERN	7	2	0	7	16
TROY	14	7	6	17	44

SEPT. 12 • VETERANS MEMORIAL STADIUM • TROY, ALA. • 17,517



	CSU	TROY
FIRST DOWNS	22	18
Rushing	14	7
Passing	7	10
Penalty	1	1
NET YARDS RUSHING	263	125
Rushing Attempts	60	28
Average Per Rush	4.4	4.5
Rushing Touchdowns	0	3
Yards Gained Rushing	309	168
Yards Lost Rushing	46	43
NET YARDS PASSING	111	249
Completions-Attempts-Int	10-28-0	19-28-0
Average Per Attempt	4.0	8.9
Average Per Completion	11.1	13.1
Passing Touchdowns	2	2
TOTAL OFFENSE YARDS	374	374
Total offense plays	88	56
Average Gain Per Play	4.2	6.7
Fumbles: Number-Lost	2-1	1-0
Penalties: Number-Yards	10-85	7-62
PUNTS-YARDS	8-258	5-187
Average Yards Per Punt	32.2	37.4
Net Yards Per Punt	22.6	33.4
Inside 20	2	3
50+ Yards	0	0
Touchbacks	0	1
Fair catch	2	1
KICKOFFS-YARDS	2-100	9-572
Average Yards Per Kickoff	50.0	63.6
Net Yards Per Kickoff	36.5	41.3
Touchbacks	0	5
Punt returns: Number-Yards-TD	0-0-0	5-77-1
Average Per Return	0.0	15.4
Kickoff returns: Number-Yds-TD	4-75-0	2-27-0
Average Per Return	18.8	13.5
Interceptions: Number-Yds-TD	0-0-0	0-0-0
Fumble Returns: Number-Yds-TD	0-0-0	0-0-0
Miscellaneous Yards	0	0
Possession Time	39:58	20:02
1st Quarter	10:00	5:00
2nd Quarter	9:55	5:05
3rd Quarter	9:44	5:16
4th Quarter	10:19	4:41
Third-Down Conversions	8 of 21	4 of 11
Fourth-Down Conversions	2 of 4	0 of 1
Red-Zone Scores-Chances	1-2	4-4
Touchdowns	1-2	3-4
Field goals	0-2	1-4
Sacks By: Number-Yards	3-7	3-24
PAT Kicks	2-2	5-6
Field Goals	0-0	1-1
Points off turnovers	0	0

NOTABLE

• Teddy Ruben's 47-yard touchdown reception in the first quarter was the second of his career and the longest catch of his career ... he caught touchdown passes on back-to-back drives ... his second touchdown came from six yards out.

• Teddy Ruben finished with a career-high six receptions for a career-high 89 yards.

• Tyler Roberts moved into 10th place in Troy history with 28.0 tackles for loss in his career; he had 1.5 tackles for loss against Charleston Southern ... Roberts moved into 11th place in Troy history with 119 tackle for loss yards in his career; he recorded six tackles for loss yards against Charleston Southern.

• Teddy Ruben's 64-yard punt return for a touchdown was the first of his career and the first on a return since Jerrel Jernigan against UL Lafayette in 2010 (75 yards); K.D. Edenfield returned a blocked punt for a touchdown against ULM in 2010.

• Troy picked up its first turnover of the season when Garrett Peek fell on a fumble on the Troy 3-yard line in the second quarter. It was the first fumble recovery in Peek's career.

• Five of Troy's first six scoring drives of the season came on four plays or less, including the first three against Charleston Southern ... Including the NC State game, Troy had five straight scoring drives of under four plays and under one minute

Troy Dominates Charleston Southern in Home Opener

Troy, Alabama – Troy's home opener for the 2015 season couldn't have started any better as senior wide receiver Teddy Ruben scored two touchdowns in the opening three minutes and 19 seconds. Ruben also added a 64-yard punt return for a score in the fourth quarter as the Trojans defeated Charleston Southern 44-16.

Receiving the open kick, the Trojans (1-1) quickly marched 70 yards in four plays. It took only 59 seconds for Troy to take the lead as Brandon Silvers found Ruben deep down the sideline for a 47-yard touchdown.

Tyler Roberts and Rashad Dillard combined to sack CSU quarterback Austin Brown to force a three-and-out, and again the Troy offense went to work. Like the first Trojan series, the second was four plays ending in a score from Silvers to Ruben. The second score was rollout into the flats from six yards out. Troy raced to a 14-0 advantage and held the lead for the game's entirety.

Ruben was the star of the game, accumulating 174 all-purpose yards with three scores.

Troy jumped out to the quick two-possession lead but took its time putting the game out of reach. Charleston Southern (1-1) controlled the game on the ground during the second quarter.

Defensively the Trojans allowed a handful of big plays in the run game as Charleston Southern running back Darius Hammond totaled 161 yards on the ground. He had 103 yards by halftime.

In the second quarter CSU lost a fumble at the Troy seven-yard line. The Bucs had three possessions in the third quarter that ended inside the Troy 35-yard line without any points.

The Bucs held tough with Troy, but the Trojans were able to pull away as Charleston Southern was unable to execute in key situations.

Troy led 21-9 at halftime. Charleston Southern came close several times to making it a one-possession game, but eventually Troy's running game and special teams turned the game into a runaway.

CSU used two quarterbacks in the contest with Kyle Copeland relieving Brown, the starter. Both finished 5-14 passing. The Troy pass defense was stellar allowing just 111 yards and tallying three sacks.

Silvers finished the game 19-28 for 249 yards and no turnovers. Both of his touchdown passes came in the opening minutes of the game.

After failing to establish the run game in the first half, Brandon Burks, Jordan Chunn and Andre Flakes tallied 115 yards on the ground in the second half. Flakes' 47-yard run down the left sideline was the final score of the night for Troy, extending the lead to 44-9 midway through the fourth quarter.

Burks had a 1-yard rush in the second quarter to make the score 21-7. In the third quarter from six yards out he hurdled over a defender just inside the pylon to extend the lead to 27-9.

Both teams finished with 374 yards total offense. Brown's quick-strike Trojans did so on 56 plays while Charleston Southern controlled the clock, mostly on the ground, running 88 plays and holding a 2:1 edge on time of possession.

Scoring Summary

TROY - Ruben 47-yard pass from Silvers (Solomon kick), 14:01, 1st	7-0
TROY - Ruben 6-yard pass from Silvers (Solomon kick), 11:41, 1st	14-0
CSU - Hammond 3-yard pass from Copeland (Jordan kick), 3:13, 1st	14-7
TROY - Burks 1-yard run (Solomon kick), 14:21, 2nd	21-7
CSU - Brown, Aa. safety, 4:24, 2nd	21-9
TROY - Burks 6-yard run (Solomon kick failed), 6:44, 3rd	27-9
TROY - Solomon 32-yard field goal, 14:15, 4th	30-9
TROY - Ruben 64-yard punt return (Solomon kick), 12:30, 4th	37-9
TROY - Flakes 47-yard run (Solomon kick), 8:10, 4th	44-9
CSU - Fraise 22-yard pass from Copeland (Jordan kick), 2:26, 4th	44-16

STAT LEADERS

CSU						TROY							
Rushing	No	Yds	TD	Lg	Avg	Rushing	No	Yds	TD	Lg	Avg		
Hammond, D.	23	161	0	56	7.0	Flakes, Andre	4	68	1	47	17.0		
Copeland, K.	19	51	0	14	2.7	Burks, Brandon	14	50	2	14	3.6		
Allen, A.	4	24	0	13	6.0	Chunn, Jordan	2	31	0	29	15.5		
Passing	A	C	I	Yds	TD	Lng	Passing	A	C	I	Yds	TD	Lng
Copeland, K.	5	14	0	79	2	31	Silvers, Brandon	19	28	0	249	2	47
Brown, Au.	5	14	0	32	0	11							
Receiving	No.	Yds	TD	Long									
Jones, L.	4	46	0	31									
Hammond, D.	2	9	1	6									
Fraise, K.	1	22	1	2									
Davis, S.	1	12	0	12									
Korn, C.	1	11	0	11									
Receiving	No.	Yds	TD	Long									
Ruben, Teddy	6	89	2	47									
Quisenberry, Clark	3	22	0	12									
Johnson, John	2	48	0	41									
Bentley, Jarvis	2	28	0	22									
Douglas, Deondre	2	27	0	24									



GAME 3

TROY	3	0	0	0	3
WISCONSIN	7	7	7	7	28

SEPT. 19 • CAMP RANDALL STADIUM • MADISON, WIS. • 77,157



	TROY	WIS
FIRST DOWNS	19	17
Rushing	6	11
Passing	10	6
Penalty	3	0
NET YARDS RUSHING	81	199
Rushing Attempts	33	35
Average Per Rush	2.5	5.7
Rushing Touchdowns	0	3
Yards Gained Rushing	103	212
Yards Lost Rushing	22	13
NET YARDS PASSING	174	202
Completions-Attempts-Int	23-35-0	13-18-0
Average Per Attempt	5.0	11.2
Average Per Completion	7.6	15.5
Passing Touchdowns	0	1
TOTAL OFFENSE YARDS	255	401
Total offense plays	68	53
Average Gain Per Play	3.8	7.6
Fumbles: Number-Lost	1-1	2-0
Penalties: Number-Yards	7-59	6-63
PUNTS-YARDS	5-208	5-209
Average Yards Per Punt	41.6	41.8
Net Yards Per Punt	40.2	37.4
Inside 20	1	3
50+ Yards	0	0
Touchbacks	1	1
Fair catch	2	2
KICKOFFS-YARDS	2-130	5-310
Average Yards Per Kickoff	65.0	62.0
Net Yards Per Kickoff	41.0	41.6
Touchbacks	0	0
Punt returns: Number-Yards-TD	2-2-0	1-13-0
Average Per Return	1.0	-13.0
Kickoff returns: Number-Yds-TD	5-102-0	2-48-0
Average Per Return	20.4	24.0
Interceptions: Number-Yds-TD	0-0-0	0-0-0
Fumble Returns: Number-Yds-TD	0-0-0	0-0-0
Miscellaneous Yards	0	0
Possession Time	33:22	26:38
1st Quarter	7:13	7:47
2nd Quarter	7:29	7:31
3rd Quarter	9:41	5:19
4th Quarter	8:59	6:01
Third-Down Conversions	7 of 16	3 of 10
Fourth-Down Conversions	1 of 2	1 of 1
Red-Zone Scores-Chances	1-1	3-3
Touchdowns	0-1	3-3
Field goals	1-1	0-3
Sacks By: Number-Yards	0-0	3-18
PAT Kicks	0-0	4-4
Field Goals	1-2	0-1
Points off turnovers	0	7

NOTABLE

• Running back Brandon Burks moved into 17th place all-time in Troy history with 1,495 rushing yards after rushing for 62 yards against the Badgers

• Brandon Silvers extended his streak without an interception to 189 straight attempts and 33 quarters after attempting 34 passes at Wisconsin without an interception; both are the longest active streaks in the country

• Wide receiver Ismail Saleem posted career highs in catches (4) and receiving yards (4) ... Super back Nick McLaughlin caught one pass for a career-high 12 yards in the second quarter ... Wide receiver John Johnson caught a career-high five passes for 51 yards ... Wide receiver Jarvis Bentley posted career highs in catches (5) and receiving yards (58)

• Ryan Kay moved into 12th place in Troy history with 83 punt attempts after five attempts against the Badgers ... Ryan Kay has punted for 3,300 yards in his career, which ranks 12th in Troy history ... Kay had 208 punting yards in the game ... Ryan Kay upped his career punting average to 39.76 yards per punt, eighth best in Troy history

No. 23 Wisconsin Fights Past Troy

MADISON, Wisconsin – No. 23 Wisconsin got all it wanted from Troy and more, but the Badgers were able to hold off the upset-minded Trojans and win the non-conference contest 28-3 Saturday afternoon in Camp Randall Stadium.

Troy (1-2) had a quality chance to take the lead right before the half with a first down on the Wisconsin (2-1) 30-yard line. However, an offensive pass interference call put the Trojans 15 yards behind the sticks and they couldn't recover.

Following a Troy punt, Wisconsin took over on its own 10-yard line and Joel Stave marched his team 90 yards in just under three minutes to complete the swing of momentum. Stave completed 4-of-5 pass attempts on the drive before scoring on a 4-yard run with just 34 seconds remaining before the half, which gave the Badgers a 14-3 lead.

The Trojans marched right down the field on the opening possession of the second half and had a first down on the Badger 25-yard line. On the next play, Wisconsin linebacker Joe Schobert got loose around the edge and stripped the ball from Brandon Silvers. The Badgers recovered and went down the field in seven plays capped by a 32-yard touchdown run from Tanner McEvoy.

Silvers finished 23-of-34 for 174 yards for the Trojans. The sophomore quarterback extended his streak without an interception to 189 straight attempts. Silvers also extended his NCAA-best streak of consecutive quarters without an interception to 33 straight.

Jarvis Bentley caught a career-high six passes for a career-best 58 yards, while John Johnson finished with a career-high five catches for 51 yards. Brandon Burks rushed for 62 yards on 19 carries. Montres Kitchens led the Trojans with six tackles and Rashad Dillard added an 11-yard tackle for loss.

Stave finished the game 13-of-17 for 202 yards and a touchdown, while Taiwan Deal led the Badgers on the ground with 16 carries for 84 yards. Alex Erickson had three catches for 87 yards to pace the Wisconsin receivers.

After both teams traded punts to open the game, Wisconsin got on the board first as Dare Ogunbowale capped a six-play drive with a 17-yard touchdown run. The Trojans answered right back as Ryan Kay booted a 32-yard field goal on the ensuing possession to pull Troy within four, 7-3.

Wisconsin tacked on a late touchdown after Troy turned the ball over on downs on its own 39-yard line. Stave threw a 1-yard touchdown pass to Austin Traylor to cap the scoring.

Scoring Summary

UW – Ogunbowale 17-yard run (Gaglianone kick), 6:49, 1st	7-0
TROY – Kay 32-yard field goal, 1:13, 1st	7-3
UW – Stave 4-yard run (Gaglianone kick), 0:39, 2nd	14-3
UW – McEvoy 32-yard run (Gaglianone kick), 7:16, 3rd	21-3
UW – Traylor 1-yard yard pass from Stave (Gaglianone kick), 5:07, 4th	28-3

STAT LEADERS

TROY						WISCONSIN							
Rushing	No	Yds	TD	Lg	Avg	Rushing	No	Yds	TD	Lg	Avg		
Burks, Brandon	19	62	0	11	3.3	Deal, Taiwan	16	84	0	13	5.2		
Anderson, Josh	5	15	0	6	3.0	Ogunbowale, D.	14	75	1	17	5.4		
Flakes	2	9	0	7	4.5	McEvoy, Tanner	2	41	1	32	20.5		
Passing	A	C	I	Yds	TD	Lng	Passing	A	C	I	Yds	TD	Lng
Silvers, Brandon	34	23	0	174	0	23	Stave, Joel	17	13	0	202	2	45
Tidwell, Dallas	1	0	0	0	0	0	Houston, Bart	1	0	0	0	0	0
Receiving	No.	Yds	TD	Long									
Bentley, Jarvis	6	58	0	14									
Johnson, John	5	51	0	23									
Saleem, Ismail	5	47	0	15									
Ruben, Teddy	4	15	0	6									
Receiving	No.	Yds	TD	Long									
Erickson, Alex	3	87	0	45									
Peavy, Jazz	3	18	0	9									
Wheelwright, R.	2	50	0	30									
Traylor, Austin	2	39	1	38									



GAME 4

SOUTH ALABAMA	14	7	3	0	24
TROY	8	7	0	3	18

OCT. 3 • VETERANS MEMORIAL STADIUM • TROY, ALA. • 22,873



	USA	TROY
FIRST DOWNS	21	18
Rushing	12	7
Passing	7	9
Penalty	2	2
NET YARDS RUSHING	160	119
Rushing Attempts	51	33
Average Per Rush	3.1	3.6
Rushing Touchdowns	1	1
Yards Gained Rushing	192	146
Yards Lost Rushing	32	27
NET YARDS PASSING	205	146
Completions-Attempts-Int	11-21-1	16-35-3
Average Per Attempt	9.8	4.2
Average Per Completion	18.6	9.1
Passing Touchdowns	2	1
TOTAL OFFENSE YARDS	365	265
Total offense plays	72	68
Average Gain Per Play	5.1	3.9
Fumbles: Number-Lost	2-1	0-0
Penalties: Number-Yards	4-55	7-66
PUNTS-YARDS	6-242	5-173
Average Yards Per Punt	40.3	34.6
Net Yards Per Punt	30.5	33.6
Inside 20	2	1
50+ Yards	1	0
Touchbacks	1	0
Fair catch	3	0
KICKOFFS-YARDS	5-272	4-237
Average Yards Per Kickoff	54.4	59.2
Net Yards Per Kickoff	37.8	38.2
Touchbacks	0	1
Punt returns: Number-Yards-TD	3-5-0	2-39-0
Average Per Return	1.7	19.5
Kickoff returns: Number-Yds-TD	3-59-0	5-83-0
Average Per Return	19.7	16.6
Interceptions: Number-Yds-TD	3-10-0	1-3-0
Fumble Returns: Number-Yds-TD	0-0-0	0-0-0
Miscellaneous Yards	0	0
Possession Time	34:39	25:21
1st Quarter	8:43	6:17
2nd Quarter	8:42	6:18
3rd Quarter	10:23	4:37
4th Quarter	6:51	8:09
Third-Down Conversions	4 of 14	6 of 14
Fourth-Down Conversions	1 of 2	0 of 2
Red-Zone Scores-Chances	4-6	3-3
Touchdowns	3-6	2-3
Field goals	1-6	1-3
Sacks By: Number-Yards	0-0	5-23
PAT Kicks	3-3	1-1
Field Goals	1-2	1-1
Points off turnovers	10	8

NOTABLE

• Teddy Ruben had 163 all-purpose yards, going over 150 yards for the second consecutive home game. Ruben had 174 all-purpose yards against Charleston Southern

• Brandon Silvers' streak of 192 passes without an interception ended in the first quarter. Entering the game, the streak was the second longest in the country. His streak of 33 quarters without an interception entered the game as the longest in the country

• Brandon Burks rushed in for a two-point conversion, the first successful two-point conversion from Troy since October 26, 2013 against Western Kentucky

• Linebacker Justin Lucas intercepted a pass in the second quarter for the first interception of his career and Troy's first interception of the season

• Troy had a season high five sacks. The Trojans now have 11 on the season, that after only having 17 total last season

• The Trojans finished the game with five sacks, the most since they recorded six on September 7, 2013 against Savannah State

• Defensive tackle Seth Calloway tied his career-high with four tackles. This is the third time he has posted four tackles

Troy Drops Sun Belt Opener to South Alabama

TROY, Alabama – South Alabama's defense held Troy to three points in the second half to win "The Battle of the Belt," 24-18, in the Sun Belt Conference opener for both schools at Veterans Memorial Stadium.

Trailing by six points late in the game, Troy was faced with a fourth-and-one from its own 43-yard line. South Alabama linebacker Akeem Lewis shot through the line and stopped running back Brandon Burks for no gain with 1:44 remaining.

South Alabama, on a fourth down from Troy's 35-yard line on the next series, picked up a first down on a run up the middle from Tyreis Thomas, which allowed the clock to expire.

Troy scored on a 33-yard field goal with 10:34 left in the fourth quarter and had two more offensive possessions to drive and score a potential game-winning touchdown. However, the Jaguars defense stood firm and was the winning difference.

The South Alabama defense held Troy to 265 yards offense and intercepted Brandon Silvers three times. Burks was held to 83 yards rushing on 26 carries.

South Alabama led a high-scoring first half 21-15, but both teams had difficulty amounting substantial drives in the second 30 minutes. The Jaguars had a pair of threatening drives in the third quarter, but came away with just three points converting on one of two field goal tries.

Troy had its opportunities in the second half offensively. The Trojans dropped a pass down the middle on a post route that could have resulted in a touchdown early in the third quarter. The Trojans also had a touchdown called back on their field-goal drive in the third quarter because of an illegal receiver down field.

Late in the third quarter, a 15-yard penalty against South Alabama and a 26-yard catch down the sideline by Bryan Holmes positioned Troy at the Jaguars 34-yard line. However, linebacker Kalen Jackson picked off Silvers over the middle for his second interception of the game. Jackson had six tackles in addition to his two interceptions. Linebacker Blake Dees led the Jaguars defense with nine tackles.

South Alabama ran the ball 52 times for 163 yards. Xavier Johnson had 94 yards and a first-quarter touchdown on 21 carries. Thomas ran the ball 15 times for 69 yards.

Quarterback Cody Clements had 205 yards on 11-of-21 passing. He connected with Josh Magee for two big plays down field in the third quarter, for 44 and 48 yards, which set up the Jaguars' field goal tries. Silvers was 16-of-35 for 146 yards for Troy.

The Jaguars opened scoring midway through first quarter on a 1-yard run by Johnson on a drive that he and Thomas carried the ball eight times in nine plays.

The Jaguars next possession ended on a botched punt attempt that hit an upback, giving Troy the ball 11 yards from the end zone. On the ensuing third down play, Silvers threw to Emanuel Thompson in the corner of the end zone. Thompson snagged it over the defender for the score, which was his first career touchdown. Troy lined up for the extra point with its linemen split to the left, and Burks took an option pitch from Silvers and raced right into the end zone to give Troy an 8-7 advantage.

Troy's lone lead was short lived. South Alabama took its next possession in for a score as Clements escaped the pocket and found tight end Gerald Everett in the end zone to make the score 14-8 Jaguars.

Silvers made a costly mistake two series later for Troy. Throwing under pressure his pass attempt fell into the arms of Jackson. A short field yielded a three-play, nine-yard drive capped by another Everett score, this time on a six-yard reception. South Alabama led 21-8 at that point.

Scoring Summary

USA - Johnson 1-yard run (Sunanon kick), 8:38, 1st	0-7
TROY - Thompson 6-yard pass from Silvers (Burks rush), 3:51, 1st	8-7
USA - Everett 17-yard pass from Clements (Sunanon kick), 1:07, 1st	8-14
USA - Everett 6-yard pass from Clements (Sunanon kick), 12:02, 2nd	8-21
TROY - Flakes 20-yard run (Solomon kick), 8:39, 2nd	15-21
USA - Sunanon 35-yard field goal, 0:46, 3rd	15-24
TROY - Solomon 33-yard field goal, 10:34, 4th	18-24

STAT LEADERS

SOUTH ALABAMA

Rushing	No	Yds	TD	Lg	Avg
Johnson, Xavier	20	91	1	19	4.6
Thomas, Tyreis	15	69	0	11	4.6
Timmons, T.	5	18	0	8	3.6

Passing	A	C	I	Yds	TD	Lng
Clements, Cody	21	11	1	205	2	48

Receiving	No.	Yds	TD	Long
Everett, Gerald	5	45	2	17
Magee, Josh	3	118	0	48
Bowman, Braedon	1	23	0	23
Thomas, Tyreis	1	10	0	10
Lewis, Chris	1	9	0	9

TROY

Rushing	No	Yds	TD	Lg	Avg
Burks, Brandon	26	83	0	14	3.2
Flakes, Andre	1	20	1	20	20.0
Silvers, Brandon	6	16	0	9	2.7

Passing	A	C	I	Yds	TD	Lng
Silvers, Brandon	35	16	3	146	1	26

Receiving	No.	Yds	TD	Long
Ruben, Teddy	5	51	0	22
Burks, Brandon	4	20	0	9
Quisenberry, Clark	2	27	0	17
Johnson, John	2	15	0	9
Holmes, Bryan	1	26	0	26

GAME 5

TROY	0	0	14	3	17
MISSISSIPPI ST.	21	17	0	7	45

OCT. 10 • DAVIS WADE STADIUM • STARKVILLE, MISS. • 60,866



	TROY	MSU
FIRST DOWNS	19	12
Rushing	9	8
Passing	8	4
Penalty	2	0
NET YARDS RUSHING	112	125
Rushing Attempts	46	33
Average Per Rush	2.4	3.8
Rushing Touchdowns	2	1
Yards Gained Rushing	201	140
Yards Lost Rushing	89	15
NET YARDS PASSING	142	211
Completions-Attempts-Int	20-36-1	10-15-0
Average Per Attempt	3.9	14.1
Average Per Completion	7.1	21.1
Passing Touchdowns	0	3
TOTAL OFFENSE YARDS	254	336
Total offense plays	82	48
Average Gain Per Play	3.1	7.0
Fumbles: Number-Lost	2-1	1-0
Penalties: Number-Yards	3-20	3-28
PUNTS-YARDS	8-326	5-243
Average Yards Per Punt	40.8	48.6
Net Yards Per Punt	28.9	44.6
Inside 20	0	1
50+ Yards	1	3
Touchbacks	1	1
Fair catch	0	3
KICKOFFS-YARDS	3-159	8-504
Average Yards Per Kickoff	53.0	63.0
Net Yards Per Kickoff	35.3	39.6
Touchbacks	0	5
Punt returns: Number-Yards-TD	0-0-0	3-75-1
Average Per Return	0.0	25.0
Kickoff returns: Number-Yds-TD	3-62-0	3-53-0
Average Per Return	20.7	17.7
Interceptions: Number-Yds-TD	0-0-0	1-2-0
Fumble Returns: Number-Yds-TD	0-0-0	0-0-1
Miscellaneous Yards	0	0
Possession Time	40:25	19:35
1st Quarter	10:34	4:26
2nd Quarter	7:26	7:34
3rd Quarter	11:14	3:46
4th Quarter	11:11	3:49
Third-Down Conversions	6 of 19	2 of 10
Fourth-Down Conversions	2 of 3	1 of 2
Red-Zone Scores-Chances	2-2	1-1
Touchdowns	1-2	1-1
Field goals	1-2	0-1
Sacks By: Number-Yards	0-0	4-36
PAT Kicks	2-2	6-6
Field Goals	1-1	1-1
Points off turnovers	0	7

NOTABLE

• Senior running back Brandon Burks scored his ninth career rushing touchdown on a 74-yard run, a career-high rush, in the third quarter ... Burks' 74-yard run was the longest run by a Trojan since Kenny Cattouse's 88-yard rush against Florida International on Oct. 06, 2007

• The Trojans remained perfect as they went 2-of-2 inside the red zone today; Prior to Saturday, Troy was one of just six teams with perfect red zone execution

• The Troy defense has totaled 17 quarterback hurries through five games. Last season, Troy totaled eight all year; Tyler Roberts leads the team with four; The Trojans had four quarterback hurries against the Bulldogs

• Deondre Douglas' 44-yard kickoff return was the first of his career and the longest kickoff return for the Trojans this season

• Robert Johnson recovered an onside kick in the third quarter. It was Troy's first successful on-side kick since Sept. 22, 2012, at North Texas

• Senior quarterback Dontrel Pruitt scored his second career touchdown on a 5-yard rush in the third quarter

• Junior linebacker Justin Lucas and freshman safety Cedarius Rookard made their first career starts

Troy Falls in Non-Conference Finale at Miss. State

STARKVILLE, Mississippi – Troy outscored Mississippi State 17-7 in the second half, but the Trojans couldn't overcome a disastrous opening quarter as the Bulldogs came away with a 45-17 victory at Davis Wade Stadium.

Mississippi State (4-2) scored touchdowns on offense, defense and special teams to quickly jump out to a 21-0 lead after the first 12 minutes of the game. The lead swelled to 38-0 at the half before a different Troy (1-4) team emerged from the locker room after the break.

In addition to outscoring the Bulldogs by 10, Troy outgained Mississippi State 223-86 in the second half. The Trojans held the Bulldogs to 125 rushing yards in the game, with 23 coming on the final play of game.

The Bulldogs got on the board just 36 seconds into the game as Fred Ross took a screen pass 59 yards for a touchdown. On Troy's ensuing possession, Brandon Silvers was sacked and fumbled the ball into the end zone where Nelson Adams recovered the loose ball for a score. Ross struck again at the end of the quarter, this time with a 77-yard punt return for a touchdown.

A Westin Graves 42-yard field goal, followed by a 28-yard touchdown reception by De'Runnya Wilson and a 1-yard touchdown run by Nick Fitzgerald in the second quarter set the 38-0 halftime margin.

After Mississippi State intercepted a pass on Troy's initial drive of the second half, the Trojan defense came up with a huge stop. The Bulldogs took over on the Troy 30-yard line and faced a third-and-one from the 21-yard line. Tyler Roberts and Justin Lucas stuffed Fitzgerald on third down and Roberts dropped Malik Dear for a 2-yard loss on fourth down.

Third-string quarterback Dontrel Pruitt led the Trojans down the field on the ensuing possession with a methodical 15-play, 77-yard drive that took over nine minutes off the clock. Bryan Holmes kept the drive alive with an acrobatic 22-yard reception on fourth-and-nine at the Mississippi State 37-yard line. Pruitt capped the drive with a 5-yard touchdown run after Brandon Burks converted another fourth down the play before.

Following the fourth three-and-out by the Trojan defense, which included a forced fumble by Cedarius Rookard, Burks took the second play of the next drive 74 yards for a touchdown; it was the longest run by a Troy player since 2007.

Neal Brown dialed up an on-sides kick following Burks' touchdown run and Robert Johnson recovered for the Trojans. The Trojans marched down to the Bulldog 29-yard line, but a sack and a miscue on a field goal attempt left Troy with no points on the drive.

Pruitt finished the game 12-of-17 for 90 yards through the air, while rushing for 56 yards on 18 carries. Tidwell was 3-for-12 for 12 yards and an interception, while Brandon Silvers was 5-of-7 for 40 yards before leaving the game with an injury in the first quarter.

Burks finished with 86 yards on 15 carries, while Deondre Douglas led the Trojans with six catches for 35 yards. Douglas also had a 44-yard kickoff return for Troy, which was the longest of the season by a Trojan.

Fitzgerald, who played the majority of the game in place of Dak Prescott, was 6-for-7 for 141 yards and a pair of touchdowns. Dontavian Lee led the Bulldogs on the ground with 44 yards on five carries, while Wilson finished with three catches for 82 yards.

Mississippi State's lone points of the second half came on a 49-yard touchdown pass from Fitzgerald to Donald Gray. Troy answered the score with a 21-yard Jed Solomon field goal with 27 seconds to play in the game.

Scoring Summary

MSU – Ross 59-yard pass from Prescott (Graves kick), 14:24, 1st	7-0
MSU – Adams 0-yard fumble return (Graves kick), 13:16, 1st	14-0
MSU – Ross 77-yard punt return (Graves kick), 3:04, 1st	21-0
MSU – Graves 42-yard field goal; 11:39, 2nd	24-0
MSU – Wilson 28-yard pass from Fitzgerald (Graves kick), 8:43, 2nd	31-0
MSU – Fitzgerald 1-yard run (Graves kick), 0:47, 2nd	38-0
TROY – Pruitt 5-yard run (Solomon kick), 3:37, 3rd	38-7
TROY – Burks 74-yard run (Solomon kick), 0:49, 3rd	38-14
MSU – Gray 49-yard pass from Fitzgerald (Graves kick), 11:11, 4th	45-14
TROY – Solomon 21-yard field goal; 0:27, 4th	45-17

STAT LEADERS

TROY						MISSISSIPPI STATE							
Rushing	No	Yds	TD	Lg	Avg	Rushing	No	Yds	TD	Lg	Avg		
Burks, Brandon	15	86	1	74	5.7	Lee, Dontavian	5	44	0	23	8.8		
Pruitt, Dontreal	18	56	1	11	3.1	Fitzgerald, Nick	8	29	1	13	3.6		
Passing	A	C	I	Yds	TD	Lng	Passing	A	C	I	Yds	TD	Lng
Pruitt, Dontreal	17	12	0	90	0	22	Fitzgerald, Nick	7	6	0	141	2	49
Silvers, Brandon	7	5	0	40	0	16	Prescott, Dak	6	3	0	74	1	59
Receiving	No.	Yds	TD	Long	Receiving	No.	Yds	TD	Long				
Douglas, Deondre	6	35	0	14	Wilson, D.	3	82	1	48				
Ruben, Teddy	5	53	0	16	Ross, Fred	2	64	1	59				
Holmes, Bryan	5	34	0	22	Gray, Donald	2	58	1	49				



GAME 6

IDAHO	0	6	10	3	19
TROY	0	0	3	13	16

OCT. 17 • VETERANS MEMORIAL STADIUM • TROY, ALA. • 20,107



	IDAHO	TROY
FIRST DOWNS	20	22
Rushing	6	6
Passing	11	13
Penalty	3	3
NET YARDS RUSHING	123	143
Rushing Attempts	37	37
Average Per Rush	3.3	3.9
Rushing Touchdowns	1	0
Yards Gained Rushing	146	174
Yards Lost Rushing	23	31
NET YARDS PASSING	207	238
Completions-Attempts-Int	20-36-0	20-38-2
Average Per Attempt	5.8	6.3
Average Per Completion	10.4	11.9
Passing Touchdowns	0	1
TOTAL OFFENSE YARDS	330	381
Total offense plays	73	75
Average Gain Per Play	4.5	5.1
Fumbles: Number-Lost	1-0	2-2
Penalties: Number-Yards	6-59	7-47
PUNTS-YARDS	6-255	4-147
Average Yards Per Punt	42.5	36.8
Net Yards Per Punt	32.0	35.2
Inside 20	1	2
50+ Yards	2	0
Touchbacks	2	0
Fair catch	2	0
KICKOFFS-YARDS	6-388	4-234
Average Yards Per Kickoff	64.7	58.5
Net Yards Per Kickoff	43.8	38.8
Touchbacks	5	3
Punt returns: Number-Yards-TD	1-6-0	1-23-0
Average Per Return	6.0	23.0
Kickoff returns: Number-Yds-TD	1-4-0	0-0-0
Average Per Return	4.0	0.0
Interceptions: Number-Yds-TD	2-19-0	0-0-0
Fumble Returns: Number-Yds-TD	0-0-0	0-0-0
Miscellaneous Yards	0	0
Possession Time	34:09	25:51
1st Quarter	9:00	6:00
2nd Quarter	9:09	5:51
3rd Quarter	7:31	7:29
4th Quarter	7:29	7:31
Third-Down Conversions	7 of 18	4 of 17
Fourth-Down Conversions	0 of 0	2 of 2
Red-Zone Scores-Chances	4-4	1-3
Touchdowns	1-4	0-3
Field goals	3-4	1-3
Sacks By: Number-Yards	4-13	2-14
PAT Kicks	1-1	1-1
Field Goals	4-5	3-4
Points off turnovers	10	0

NOTABLE

• Senior quarterback Dallas Tidwell's 43-yard touchdown pass to Teddy Ruben in the fourth quarter was Troy's second-longest passing touchdown this season

• Senior wide receiver Teddy Ruben had eight receptions for a career-high 109 yards, marking his first career 100-yard reception game

• Dallas Tidwell completed a season-high 12 passes, including a season-long 43-yard pass

• Senior running back Brandon Burks rushed for 83 yards; he now has 1,747 career rushing yards, which ranks 14th in Troy's all-time leader board

• Brandon Burks longest carry of the game was 51 yards, he now has three rushes for over 50 yards this season

• Senior defensive end Tyler Roberts finished the game with two sacks and now ranks 16th in all-time career sacks with 16.0

• Senior safety Montres Kitchen tallied eight tackles for the second consecutive game

• The Troy defense has totaled 24 quarterback hurries through six games. Last season, Troy totaled eight all year. The Trojans had six quarterback hurries against the Vandals

Troy Falls to Idaho on Homecoming

TROY, Alabama – Troy's 32-yard field goal attempt hit off the right upright with 31 seconds remaining and Idaho escaped with a 19-16 Sun Belt Conference victory over Troy on Saturday in Veterans Memorial Stadium.

Idaho kicker Austin Rehkow was four of five on his field goal attempts, including a 19-yarder with 3:01 remaining in the fourth quarter, which proved to be the deciding points.

With reserve quarterback Dallas Tidwell inserted into the game late in the third, Troy overcame a 16-3 deficit to start the fourth quarter. Tidwell, who threw for 168 despite playing only the final 17 minutes of the game, led the Trojans on a pair of field goal drives and a touchdown drive before falling short on the missed field goal at the end.

The Idaho offense was stagnant for much of the second half, but a late field goal drive late in the fourth was the difference. The Vandals marched 73 yards to the Troy 2-yard line in 14 plays eating up 5:06 off the game clock after Troy had rallied to tie the game at 16-16. They had just 124 yards in the second half compared to 273 for the Trojans.

Jed Solomon had a stellar game prior to his miss at the end. Despite strong winds, he was three of four on field goals, and he also recovered his own on-sides kick during Troy's 13-point rally in the fourth.

Turnovers were also costly for Troy, committing three in the third quarter alone as Idaho's 6-0 halftime lead grew to 16-3.

The first half was uneventful for both offenses. Idaho was able to capitalize on a pair of field goals to gain a 6-0 halftime lead. The Trojan offense had four punts and an interception in the first half.

The second half started promising for the Trojans. After being held to zero yards rushing in the first half, Brandon Burks' first carry went for 51 yards. Troy got the ball all the way to the Idaho 2-yard line, but Burks had the ball ripped out by Kaylyn Ayers.

Troy tacked on a field goal midway through the third, but Ayers stripped starting quarterback Dontrel Pruitt on the Trojans next possession setting up Idaho 21 yards away from the end zone. Four plays later Jake Luton took a quarterback keeper around right end for a touchdown.

Luton, playing off the bench, was 5-of-6 passing for 27 yards while starter Matt Linehan went 15-of-31 for 180 yards through the air.

Pruitt's final play before being replaced by Tidwell was an interception, his second of the game, which set up Idaho with solid field position and led to a 40-yard field goal. Idaho led 16-3 at that point with 1:33 left in the third.

Tidwell led the Troy offense 53 yards for a field goal early in the fourth to cut the deficit to 16-6. Brown elected to try an on-sides kick, which was Troy's second successful attempt in as many weeks. Tidwell then found Teddy Ruben on a crossing route, and the senior turned it up field 43 yards for a touchdown.

The Trojans' next possession ended with a 34-yard field goal by Solomon, tying the game at 16-16 before Idaho composed its long scoring drive to take the 19-16 lead.

Idaho receiver Dezmon Epps, who had 42 receptions on the year coming into the game, had 10 more for 131 yards. His 41-yard catch down the left sideline was Idaho's longest play of the game and it set up Idaho's first points of the day.

Scoring Summary

IDAHO - Rehkow 34-yard field goal, 10:11, 2nd	0-3
IDAHO - Rehkow 31-yard field goal, 5:49, 2nd	0-6
TROY - Solomon 41-yard field goal, 9:49, 3rd	3-6
IDAHO - Luton 4-yard run (Rehkow kick), 4:53, 3rd	3-13
IDAHO - Rehkow 40-yard field goal, 1:44, 3rd	3-16
TROY - Solomon 39-yard field goal, 14:49, 4th	6-16
TROY - Ruben 43-yard pass from Tidwell (Solomon kick), 14:18, 4th	13-16
TROY - Solomon 34-yard field goal, 9:07, 4th	16-16
IDAHO - Rehkow 19-yard field goal, 3:01, 4th	16-19

STAT LEADERS

IDAHO						TROY							
Rushing	No	Yds	TD	Lg	Avg	Rushing	No	Yds	TD	Lg	Avg		
Penny, Elijah	10	54	0	13	5.4	Burks, Brandon	18	83	0	51	4.6		
Duckworth, A.	17	45	0	13	2.6	Pruitt, Dontreal	13	41	0	13	3.2		
Linehan, Matt	6	19	0	12	3.2	Tidwell, Dallas	3	11	0	9	3.7		
Passing	A	C	I	Yds	TD	Lng	Passing	A	C	I	Yds	TD	Lng
Linehan, Matt	30	15	0	180	0	41	Tidwell, Dallas	24	12	0	168	1	43
Luton, Jake	6	5	0	27	0	13	Pruitt, Dontreal	14	8	2	70	0	15
Receiving	No.	Yds	TD	Long	Receiving	No.	Yds	TD	Long				
Epps, Dezmon	10	131	0	41	Ruben, Teddy	8	109	1	43				
Watson, Deon	5	44	0	14	Thompson, E.	3	41	0	24				
Boston, Jante	2	21	0	11	Bentley, Jarvis	3	31	0	11				
Mwehla, Rueben	1	7	0	7	Burks, Brandon	2	26	0	14				

GAME 7

TROY	21	24	7	0	52
NEW MEXICO ST.	0	7	0	0	7

OCT. 24 • AGGIE MEMORIAL STADIUM • LAS CRUCES, N.M. • 10,325



	TROY	NMSU
FIRST DOWNS	23	20
Rushing	4	14
Passing	16	6
Penalty	3	0
NET YARDS RUSHING	166	231
Rushing Attempts	24	47
Average Per Rush	6.9	4.9
Rushing Touchdowns	1	0
Yards Gained Rushing	184	264
Yards Lost Rushing	18	33
NET YARDS PASSING	316	161
Completions-Attempts-Int	26-42-0	13-34-0
Average Per Attempt	7.5	4.7
Average Per Completion	12.2	12.4
Passing Touchdowns	5	1
TOTAL OFFENSE YARDS	482	392
Total offense plays	66	81
Average Gain Per Play	7.3	4.8
Fumbles: Number-Lost	0-0	3-2
Penalties: Number-Yards	5-27	8-82
PUNTS-YARDS	6-282	7-277
Average Yards Per Punt	47.0	39.6
Net Yards Per Punt	36.0	35.3
Inside 20	1	4
50+ Yards	1	1
Touchbacks	1	0
Fair catch	0	1
KICKOFFS-YARDS	9-551	2-130
Average Yards Per Kickoff	61.2	65.0
Net Yards Per Kickoff	39.6	44.5
Touchbacks	7	1
Punt returns: Number-Yards-TD	1-30-0	5-46-0
Average Per Return	30.0	9.2
Kickoff returns: Number-Yds-TD	1-16-0	2-20-0
Average Per Return	16.0	10.0
Interceptions: Number-Yds-TD	0-0-0	0-0-0
Fumble Returns: Number-Yds-TD	1-33-1	0-0-0
Miscellaneous Yards	0	0
Possession Time	26:14	33:46
1st Quarter	5:46	9:14
2nd Quarter	8:36	6:24
3rd Quarter	4:12	10:48
4th Quarter	7:40	7:20
Third-Down Conversions	2 of 11	4 of 18
Fourth-Down Conversions	2 of 2	1 of 4
Red-Zone Scores-Chances	3-3	1-3
Touchdowns	3-3	1-3
Field goals	0-3	0-3
Sacks By: Number-Yards	2-11	0-0
PAT Kicks	7-7	1-1
Field Goals	1-1	0-1
Points off turnovers	14	0

NOTABLE

• Troy's 52 points are the most the Trojans have scored in a Sun Belt game and against an FBS opponent

• Troy's 45 points in the first half were the most points in a first half since the Trojans put up 52 points on Alcorn State in 2008

• Troy scored on seven straight drives to close out the first half

• Senior Brandon Burks took off for a 92-yard touchdown run in the first quarter, the longest touchdown run of his career; the 92-yard rush tied the school record for longest run, which was set by Jerry Reeves against Louisiana College in 1964

• Sophomore Brandon Silvers threw for a career-high five touchdowns; the most touchdown passes for a Trojan since Kelvin Simmons had five vs. Alcorn State in 1993; his five touchdown passes is tied for the fourth-most touchdown passes in a game in the Sun Belt history

• Troy's defense recorded a season-high 14 tackles for loss; the last time a Trojan defense recorded more was against North Texas (15) in 2008

• Junior Rashad Dillard scored his first career touchdown on a forced fumble by Terris Lewis in the third quarter; first defensive touchdown since Montres Kitchens scored on a pick-six at Idaho in 2014

Troy Cruises Past New Mexico State

LAS CRUCES, N.M. – Brandon Silvers threw five touchdown passes in the first half to lead Troy past New Mexico State 52-7 in Sun Belt Conference action in Aggie Memorial Stadium.

Troy (2-5, 1-2 Sun Belt) stormed out to a 21-0 lead after the first quarter and stretched its advantage out to 45-7 at the half. It was the most first quarter points by a Troy team since scoring 21 against North Texas in 2007 and the most in an opening half since hanging 52 on Alcorn State in 2008.

The Trojans scored on their final seven possessions of the opening half en route to scoring the most points in a game against an FBS opponent in school history.

Silvers finished the game 23-of-37 for 288 yards and the five touchdown passes, all but one of his passing yards came in the first half. He threw scoring strikes to four different receivers as K.D. Edenfield, Jarvis Bentley and Bryan Holmes each had one touchdown reception, while Teddy Ruben caught a pair; Ruben now has five on the season.

It was the first career touchdown catch for the senior Edenfield and the 14th in Holmes' career. Ruben finished with three catches for 109 yards – his second straight 100-yard receiving game – while Emanuel Thompson added a career-best five catches and 73 yards.

On the ground, Brandon Burks continued his trend of breaking a long run and against the Aggies he did it in a big way. After NMSU pinned Troy on its own 3-yard line, Burks took the second play of the drive 92 yards for a touchdown. The run was a thing of beauty as he was stuffed at the line and spun out of traffic before taking it the distance. The 92-yard run tied the record for the longest rush in Troy history, which was set by Jerry Reeves against Louisiana College in 1964.

Burks finished with 133 yards on just 10 carries for his seventh career 100-yard rushing game. Now in two games against NMSU, Burks has rushed for 309 yards on just 20 carries.

The Trojan defense spent most of the night in the Aggie (0-7, 0-3) backfield as they finished with 14 tackles for loss and a pair of sacks. It was the most tackles for loss by a Troy team since recording 15 against North Texas in 2008.

Defensive end Rashad Dillard had one of those sacks and put the final exclamation point on the game as he returned a fumble forced by Terris Lewis 33 yards for Troy's final touchdown of the night.

Larry Rose III rushed for 180 yards on 21 carries and caught five passes for 67 yards and a score to lead New Mexico State, while Andrew Allen was just 13-of-33 for 161 yards through the air.

Scoring Summary

TROY – Edenfield 4-yard pass from Silvers (Solomon kick), 11:27, 1st	7-0
TROY – Burks 92-yard run (Solomon kick), 6:40, 1st	14-0
TROY – Ruben 37-yard pass from Silvers (Solomon kick), 2:46, 1st	21-0
TROY – Bentley 13-yard pass from Silvers (Solomon kick), 11:24, 2nd	28-0
TROY – Holmes 14-yard pass from Silvers (Solomon kick), 7:55, 2nd	35-0
NMSU – Rose 13-yard pass from Allen (Davidson kick), 6:29, 2nd	35-7
TROY – Ruben 54-yard pass from Silvers (Solomon kick), 3:56, 2nd	42-7
TROY – Solomon 44-yard field goal, 1:09, 2nd	45-7
TROY – Dillard 33-yard fumble return (Solomon kick), 3:28, 3rd	52-7

STAT LEADERS

TROY

Rushing	No	Yds	TD	Lg	Avg	
Burks, Brandon	10	133	1	92	13.3	
Flakes, Andre	8	29	0	13	3.6	
Silvers, Brandon	2	13	0	7	6.5	
Passing	A	C	I	Yds	TD	Lng
Silvers, Brandon	37	23	0	288	5	54
Tidwell, Dallas	5	3	0	28	0	18
Receiving	No.	Yds	TD	Long		
Thompson, Emanuel	5	73	0	30		
Douglas, Deondre	4	36	0	22		
Bentley, Jarvis	4	35	1	13		
Ruben, Teddy	3	109	2	54		
Holmes, Bryan	2	18	1	14		

NEW MEXICO STATE

Rushing	No	Yds	TD	Lg	Avg	
Rose III, Larry	21	180	0	43	8.6	
Allen, Andrew	11	28	0	13	2.5	
Hall, Xavier	11	27	0	6	2.5	
Passing	A	C	I	Yds	TD	Lng
Allen, Andrew	33	13	0	161	1	60
Moore, Rayvean	1	0	0	0	0	0
Receiving	No.	Yds	TD	Long		
Rose III, Larry	5	67	1	60		
Taylor, Tyrain	3	48	0	34		
Moore, Rayvean	2	22	0	19		
Hogan, Gregory	1	18	0	18		
Caldwell, Royce	1	8	0	8		



GAME 8

TROY	7	3	14	7	7	3	0	41
APP STATE	14	3	14	0	7	3	3	44

OCT. 31 • KIDD BREWER STADIUM • BOONE, N.C. • 26,130



	TROY	APP
FIRST DOWNS	25	22
Rushing	8	11
Passing	16	8
Penalty	1	3
NET YARDS RUSHING	140	248
Rushing Attempts	45	58
Average Per Rush	3.1	4.3
Rushing Touchdowns	4	2
Yards Gained Rushing	159	271
Yards Lost Rushing	19	23
NET YARDS PASSING	310	184
Completions-Attempts-Int	29-43-2	16-26-1
Average Per Attempt	7.2	7.1
Average Per Completion	10.7	11.5
Passing Touchdowns	1	2
TOTAL OFFENSE YARDS	450	432
Total offense plays	88	84
Average Gain Per Play	5.1	5.1
Fumbles: Number-Lost	0-0	0-0
Penalties: Number-Yards	8-73	7-71
PUNTS-YARDS	6-267	6-254
Average Yards Per Punt	44.5	42.3
Net Yards Per Punt	41.5	39.5
Inside 20	1	0
50+ Yards	1	1
Touchbacks	1	0
Fair catch	3	3
KICKOFFS-YARDS	5-325	6-390
Average Yards Per Kickoff	65.0	65.0
Net Yards Per Kickoff	39.0	41.8
Touchbacks	4	5
Punt returns: Number-Yards-TD	2-17-0	1-2-0
Average Per Return	8.5	-2.0
Kickoff returns: Number-Yds-TD	1-14-0	1-30-0
Average Per Return	14.0	30.0
Interceptions: Number-Yds-TD	1-7-0	2-48-1
Fumble Returns: Number-Yds-TD	0-0-0	0-0-0
Miscellaneous Yards	0	0
Possession Time	26:26	33:34
1st Quarter	6:56	8:04
2nd Quarter	7:07	7:53
3rd Quarter	5:44	9:16
4th Quarter	6:39	8:21
OT Quarter	0:00	0:00
Third-Down Conversions	8 of 18	6 of 17
Fourth-Down Conversions	0 of 1	1 of 2
Red-Zone Scores-Chances	7-8	6-6
Touchdowns	5-8	4-6
Field goals	2-8	2-6
Sacks By: Number-Yards	3-11	1-4
PAT Kicks	5-5	5-5
Field Goals	2-2	3-3
Points off turnovers	7	14

NOTABLE

• Troy's 41 points are the most scored by a non-power five team against Appalachian State this season and ties the most points scored by any opponent (Clemson)

• Troy had never had a game go into triple overtime; The last overtime game was August 31, 2013, at home against UAB

• Sophomore Brandon Silvers rushed for a pair of touchdowns; the first of the season for Silvers and his second two rushing touchdown game

• Senior Jarvis Bentley caught three passes for a career-high 71 yards receiving, including a career-long 35 yard catch

• Senior LaMarcus Farmer picked off Taylor Lamb in the fourth quarter, his first interception in a Troy uniform

• Troy opened the third quarter with an on-side kick, the third successful attempt of the season for Troy

• Junior Ryan Kay booted a career-long 62-yard punt

• Senior KD Edenfield completed the first pass of his career, a 45-yard pass to Jarvis Bentley in the third quarter

• Rashad Dillard earned his first career start at defensive end

Troy Drops Three OT Halloween Thriller at App St.

BOONE, N.C. – Zach Matics kicked a 24-yard field goal in the third overtime as Appalachian State escaped with a 44-41 victory over Troy in a thriller at Kidd Brewer Stadium. Troy was denied on a fake field goal attempt on its possession to open the third overtime period.

App State (7-1, 4-0 Sun Belt) entered the game seventh in the country in total defense, but Troy (2-6, 1-3) rolled up 31 points in regulation against the Mountaineers and 450 total yards. App State had allowed a combined 43 points in its six other games against non-Power Five conference teams.

Troy sent the game into overtime with an 11-play, 70-yard drive in the final minutes of the fourth quarter. Brandon Silvers completed 6-of-7 attempts on the drive, including an 11-yard touchdown pass to Teddy Ruben with just 3:49 to play to tie the game at 31-31.

The Trojan defense held the Mountaineers to a three-and-out on the ensuing possession, but Troy was unable pick up a first down following the punt. App State took over with 58 seconds to play, but the Troy defense held once again to force overtime.

It was all Andre Flakes on Troy's first possession of overtime as he caught a 12-yard pass on the second play of the drive and then had carries of eight, two and three yards; the final one found the end zone.

App State answered after Marcus Cox converted a 4th-and-1 down to the Troy 2-yard line and Taylor Lamb cashed it in from there.

The teams traded field goals in the second overtime and Troy had the ball first for the third overtime. Facing 3rd-and-9, Silvers hooked up with Flakes for a 7-yard gain down to the 5-yard line. The Trojans opted for a fake field goal and John Johnson's pass to Clark Quisenberry was stuffed at the line.

App State worked its way down to the 7-yard line before Matics booted the game winner from 24-yards out on third down.

Silvers finished 27-of-41 for 265 yards, one touchdown and two interceptions. Ruben led the Trojans with nine catches for 83 yards, while Jarvis Bentley had three catches for 71 yards. Flakes finished with 55 yards on 21 carries, while Brandon Burks had 55 yards on 13 carries.

Playing without its best defensive player in Tyler Roberts, the Trojans sacked Lamb three times in the game and picked up nine tackles for loss. Seth Calloway led the way with eight tackles and 1.5 sacks, while JaQuadian Lewis added eight tackles and half a tackle for loss.

Down seven at the break, Troy successfully converted its third on-side kick of the year on the opening kick of the second half. On the first play of the drive, wide receiver K.D. Edenfield threw a 45-yard strike to Bentley down to the 1-yard line. Silvers cashed in the score to tie the game at 17-17.

App regained the lead following a Troy interception on Lamb's second touchdown pass of the day, this one to Barrett Burns. Troy answered as Silvers called his own number from 5-yards out on the Trojans' ensuing possession.

Lamb put the Mountaineers back on top with a 1-yard run with just over a minute to play. App State had a chance to put the game away early in the fourth quarter, but LaMarcus Farmer intercepted Lamb at the Troy 23-yard line – the Trojans marched down the field for the game-tying score.

Roland Blair put App State on the board as he intercepted Silvers on the third play of the game and returned it 30-yards for a touchdown. Burks tied the game two possessions later on a 6-yard run.

App State regained the lead on a 7-yard touchdown pass from Lamb to Simms McElfresh in the final seconds of the first quarter.

Jed Solomon pulled Troy within four, 14-10, with a 22-yard field goal early in the second quarter and Matics pushed the lead back to seven with a 29-yard field goal with just over a minute to play in the half.

Scoring Summary

APP – Blair 30-yard interception return (Matics kick), 14:05, 1st	7-0
TROY – Burks 6-yard run (Solomon kick), 8:11, 1st	7-7
APP – McElfresh 7-yard pass from Lamb (Matics kick), 0:05, 1st	14-7
TROY – Solomon 22-yard field goal, 10:16, 2nd	14-10
APP – Matics 29-yard field goal, 1:09, 2nd	17-10
TROY – Silvers 1-yard run (Solomon kick), 13:35, 3rd	17-17
APP – Burns 2-yard pass from Lamb (Matics kick), 9:52, 3rd	24-17
TROY – Silvers 5-yard run (Solomon kick), 6:59, 3rd	24-24
APP – Lamb 1-yard run (Matics kick), 1:09, 3rd	31-24
TROY – Ruben 11-yard pass from Silvers (Solomon kick), 3:49, 4th	31-31
TROY – Flakes 3-yard run (Solomon kick), 1:0T	31-38
APP – Lamb 2-yard run (Matics kick), 1:0T	38-38
APP – Matics 38-yard field goal, 2 OT	41-38
TROY – Solomon 34-yard field goal, 2OT	41-41
APP – Matics 24-yard field goal, 3OT	44-41

STAT LEADERS

TROY

Rushing	No	Yds	TD	Lg	Avg
Flakes, Andre	21	55	1	9	2.6
Burks, Brandon	13	55	1	9	4.2
Silvers, Brandon	8	22	2	8	2.8

Passing	A	C	I	Yds	TD	Lng
Silvers, Brandon	41	27	2	265	1	37
Edenfield, K.D.	1	1	0	45	0	45

Receiving	No.	Yds	TD	Long
Ruben, Teddy	9	83	1	28
Flakes, Andre	4	21	0	12
Bentley, Jarvis	3	71	0	45
Thompson, Emanuel	3	37	0	19

APPALACHIAN STATE

Rushing	No	Yds	TD	Lg	Avg
Cox, Marcus	30	140	0	21	4.7
Upshaw, Terrence	10	57	0	16	5.7
Lamb, Taylor	15	28	2	9	1.9

Passing	A	C	I	Yds	TD	Lng
Lamb, Taylor	26	16	1	184	2	38

Receiving	No.	Yds	TD	Long
Beathard, Bobo	4	62	0	26
Cox, Marcus	3	19	0	10
Jones, Malachi	2	55	0	38
Meadors, Shaedon	2	21	0	17

GAME 9

ULM	14	0	0	0	14
TROY	27	21	3	0	51

Nov. 7 • VETERANS MEMORIAL STADIUM • TROY, ALA. • 18,041



	ULM	TROY
FIRST DOWNS	20	20
Rushing	7	7
Passing	13	13
Penalty	0	0
NET YARDS RUSHING	114	148
Rushing Attempts	35	35
Average Per Rush	3.3	4.2
Rushing Touchdowns	0	0
Yards Gained Rushing	137	159
Yards Lost Rushing	23	11
NET YARDS PASSING	262	345
Completions-Attempts-Int	24-42-3	24-36-0
Average Per Attempt	6.2	9.6
Average Per Completion	10.9	14.4
Passing Touchdowns	2	4
TOTAL OFFENSE YARDS	376	493
Total offense plays	77	71
Average Gain Per Play	4.9	6.9
Fumbles: Number-Lost	3-3	0-0
Penalties: Number-Yards	11-84	5-30
PUNTS-YARDS	5-162	2-97
Average Yards Per Punt	32.4	48.5
Net Yards Per Punt	29.8	48.5
Inside 20	1	2
50+ Yards	0	0
Touchbacks	0	0
Fair catch	1	2
KICKOFFS-YARDS	3-182	10-602
Average Yards Per Kickoff	60.7	60.2
Net Yards Per Kickoff	38.7	41.4
Touchbacks	0	7
Punt returns: Number-Yards-TD	0-0-0	1-13-0
Average Per Return	0.0	13.0
Kickoff returns: Number-Yds-TD	3-13-0	3-66-0
Average Per Return	4.3	22.0
Interceptions: Number-Yds-TD	0-0-0	3-79-1
Fumble Returns: Number-Yds-TD	0-0-0	1-27-1
Miscellaneous Yards	0	0
Possession Time	31:28	28:32
1st Quarter	9:04	5:56
2nd Quarter	8:22	6:38
3rd Quarter	5:52	9:08
4th Quarter	8:10	6:50
Third-Down Conversions	5 of 16	9 of 17
Fourth-Down Conversions	2 of 2	0 of 2
Red-Zone Scores-Chances	0-0	5-6
Touchdowns	0-0	2-6
Field goals	0-0	3-6
Sacks By: Number-Yards	1-4	4-21
PAT Kicks	2-2	6-6
Field Goals	0-0	3-4
Points off turnovers	0	20

NOTABLE

• Troy scored 27 points in the first quarter. It is the most points scored in the first quarter since 2000 when Troy scored 31 first quarter points in a 62-19 victory over Alabama State.

• Troy has scored 144 points in the past three games, the most points in a three-game stretch in Troy's FBS era, and the most since scoring 157 in 1993 (63 vs Alcorn State, 52 at Samford, 42 vs Stephen F. Austin)

• Bryan Holmes has had a touchdown reception against ULM in each of the past three years

• Sophomore quarterback Brandon Silvers connected with Brandon Burks for a 75-yard touchdown in the first quarter, the longest touchdown pass of the season for Troy

• Silvers has 10 touchdown passes over the past three games; he had 11 touchdown passes all of last season

• Senior Brandon Burks, who rushed for 107 yards in today's game; has totaled 2,042 yards in his career which ranks ninth in Troy history

• Troy scored on six straight possessions, the most against an FBS opponent since the 2010 R+L Carriers New Orleans Bowl when Troy scored on eight straight possessions against Ohio

• The Trojans forced six turnovers, the most since forcing seven against Alcorn State in 2008. It was the most against an FBS team since forcing seven against Idaho in 2004

• LaMarcus Farmer had two interceptions in today's game, the most since Montres Kitchens had three against Idaho in 2014

Troy Dismantles ULM

TROY, Alabama – The Troy defense forced six turnovers, and quarterback Brandon Silvers threw four first half touchdowns as the Trojans scored 48 first-half points en route to 51-14 rout of ULM in Sun Belt Conference y in Veterans Memorial Stadium.

ULM quarterback Garrett Smith committed three first half turnovers, which turned into 17 points for Troy. On back-to-back possessions he was stripped of the football while attempting to throw. Safety Darrin Reddick scooped up the first of Smith's two fumbles and took it 27 yards for a touchdown. Reddick recovered another fumble on the next series, which set up a Troy field goal as the Trojans led 13-0 midway through the first quarter. The play was initially ruled an incomplete pass and was overturned by replay, had the play been allowed to continue, Reddick had a clear path to the end zone for his second touchdown of the game.

Smith recovered to throw touchdowns to Marcus Green and Ajalen Holley as the Warhawks narrowed the deficit to 20-14 late in the first quarter. However, Silvers and the Troy passing game were hitting on all cylinders. The sophomore quarterback was 18-of-22 passing for 285 yards and four touchdown tosses in the first half. Three of the touchdowns came in a nine-minute span.

Bryan Holmes caught a slant route and sprinted 43 yards for a score, and Brandon Burks caught a wheel route and raced 75 yards down the sideline for a touchdown. Emanuel Thompson was left wide open in the end zone for another touchdown as Troy (3-6, 2-3 Sun Belt) quickly claimed a 34-14 advantage when the defense came up with another big play.

Cornerback LaMarcus Farmer jumped on a receiver screen pass and took the interception 55 yards for a touchdown. To close the first half Silvers found Thompson for a 3-yard score in the corner of the end zone as the Trojans took a 48-14 lead to the locker room.

Troy averaged 9.8 yards per play in the first half as it racked up 334 yards offense.

Silvers finished the game with a career-high 326 yards passing on 22-of-33 passing. Teddy Ruben caught five passes for 55 yards, while Thompson finished with six catches for 44 yards and Holmes had three catches for 62 yards.

Burks topped the 100-yard mark for the third time this year and the eighth time in his career as he finished with 107 yards on 19 carries; he added 89 yards on three catches. Had Burks reached the 100-yard receiving mark, he would have become just the second player in school history to top the century mark in rushing and receiving in the same game (Demontray Carter, 2000).

Green caught 12 passes for 149 yards for the Warhawks (1-8, 0-5). Smith passed for 257 yards, but was sacked four times, lost two fumbles, was intercepted twice and suffered an injury in the third quarter.

The Trojans tallied 493 yards offense for the game compared to 376 yards for the Warhawks. The big difference in the outcome was turnovers, a 6-0 advantage for Troy.

Scoring Summary

TROY - Solomon 20-yard field goal, 10:53, 1st	3-0
TROY - Reddick 27-yard fumble return (Solomon kick), 10:07 1st	10-0
TROY - Solomon 28-yard field goal, 7:05, 1st	13-0
ULM - Green 47-yard pass from Smith (Ford kick), 4:38, 1st	13-7
TROY - Holmes 43-yard pass from Silvers (Solomon kick), 3:46, 1st	20-7
ULM - Holley 30-yard pass from Smith (Ford kick), 0:53, 1st	20-14
TROY - Burks 75-yard pass from Silvers (Solomon kick), 0:33, 1st	27-14
TROY - Thompson 9-yard pass from Silvers (Solomon kick), 10:46, 2nd	34-14
TROY - Farmer 55-yard interception return (Solomon kick), 6:22, 2nd	41-14
TROY - Thompson 3-yard pass from Silvers (Solomon kick), 0:35, 2nd	48-14
TROY - Solomon 33-yard field goal, 10:41, 3rd	51-14

STAT LEADERS

ULM						TROY							
Rushing	No	Yds	TD	Lg	Avg	Rushing	No	Yds	TD	Lg	Avg		
	Lockett, Ben	9	40	0	14		4.4	Burks, Brandon	19	107	0	37	5.6
	Smith, Garrett	12	38	0	11		3.2	Flakes, Andre	10	37	0	14	3.7
Passing	A	C	I	Yds	TD	Lng	Passing	A	C	I	Yds	TD	Lng
Smith, Garrett	39	23	2	257	2	47	Silvers, Brandon	33	22	0	326	4	75
Receiving	No.	Yds	TD	Long									
Green, Marcus	12	149	1	47	Thompson, E.								
Holley, Ajalen	3	42	1	30	Ruben, Teddy								
Mapps, Jared	3	37	0	25	Burks, Brandon								
Ceaser, Rashon	2	5	0	8	Holmes, Bryan								



GAME 10

GA. SOUTHERN	10	14	7	14	45
TROY	10	0	0	0	10

NOV. 14 • VETERANS MEMORIAL STADIUM • TROY, ALA. • 18,455



	GS	TROY
FIRST DOWNS	25	11
Rushing	19	3
Passing	3	8
Penalty	3	0
NET YARDS RUSHING	325	68
Rushing Attempts	66	18
Average Per Rush	4.9	3.8
Rushing Touchdowns	4	0
Yards Gained Rushing	353	77
Yards Lost Rushing	28	9
NET YARDS PASSING	85	170
Completions-Attempts-Int	4-7-0	15-29-1
Average Per Attempt	12.1	5.9
Average Per Completion	21.2	11.3
Passing Touchdowns	1	0
TOTAL OFFENSE YARDS	410	238
Total offense plays	73	47
Average Gain Per Play	5.6	5.1
Fumbles: Number-Lost	1-1	3-2
Penalties: Number-Yards	7-70	4-41
PUNTS-YARDS	2-70	4-188
Average Yards Per Punt	35.0	47.0
Net Yards Per Punt	35.0	34.5
Inside 20	2	1
50+ Yards	0	2
Touchbacks	0	1
Fair catch	0	1
KICKOFFS-YARDS	8-506	3-188
Average Yards Per Kickoff	63.2	62.7
Net Yards Per Kickoff	43.0	39.7
Touchbacks	5	0
Punt returns: Number-Yards-TD	2-30-0	0-0-0
Average Per Return	15.0	0.0
Kickoff returns: Number-Yds-TD	3-69-0	3-37-0
Average Per Return	23.0	12.3
Interceptions: Number-Yds-TD	1-16-0	0-0-0
Fumble Returns: Number-Yds-TD	1-61-1	1-19-1
Miscellaneous Yards	0	0
Possession Time	42:55	17:05
1st Quarter	9:09	5:51
2nd Quarter	8:26	6:34
3rd Quarter	13:09	1:51
4th Quarter	12:11	2:49
Third-Down Conversions	7 of 15	3 of 10
Fourth-Down Conversions	4 of 4	0 of 1
Red-Zone Scores-Chances	5-5	1-1
Touchdowns	4-5	0-1
Field goals	1-5	1-1
Sacks By: Number-Yards	0-0	0-0
PAT Kicks	6-6	1-1
Field Goals	1-1	1-1
Points off turnovers	10	7

NOTABLE

- Sophomore quarterback Brandon Silvers rushed for 14 yards on the first drive, his longest rush of the season
- Junior wide receiver Clark Quisenberry caught a season-long 26 yard pass on the first drive of the game
- Senior safety LaMarcus Farmer earned his first start as a Trojan. He recorded a season-high seven total tackles
- Junior safety Demetrius Cain returned a fumble recovery for a 19-yard touchdown for his first career touchdown
- Troy has scored four defensive touchdowns this season, the last time Troy scored four defensive touchdowns was in 2007
- With the defensive touchdown, it is the first time in Troy's FBS era that three fumble recoveries have been returned for a touchdown in a season
- The last time Troy scored defensive touchdowns in two consecutive games was in 2011 when they scored one against Arkansas and Middle Tennessee, respectively
- Senior Tyler Roberts has had at least 1.5 tackles for loss in five games this season. Former Trojan DeMarcus Ware also had at least 1.5 TFL in five games his senior season
- Senior defensive end Tyler Roberts tallied 21 tackle for loss yards on his 3.0 tackles for loss in the game. He is now tied for third with Osi Umenyiora all-time in career yards from tackle for loss with 167
- Junior linebacker Terris Lewis recorded a career-high 12 total tackles, 11 of them were solo tackles

Troy Falls to Georgia Southern in Home Finale

TROY, Alabama – Troy raced to a quick 10-0 lead, but Georgia Southern answered with 45 consecutive points en route to a 45-10 victory over the Trojans in Sun Belt Conference action at Veterans Memorial Stadium. The Trojans honored 21 seniors prior to the game.

Rotating Kevin Ellison and Favian Upshaw at quarterback and using multiple running backs, Georgia Southern's shotgun running game was methodical, converting on 7-of-15 third downs and 4-of-4 fourth downs while running for 325 yards.

Troy (3-7, 2-4 Sun Belt) jumped out to the early 10-point advantage after a Jed Solomon 20-yard field goal on the Trojans' opening possession of the game and a 19-yard fumble return for a touchdown by Demetrius Cain on the Eagles' first play of the game.

Cain's score was Troy's fourth defensive touchdown of the season, which is the most since 2007. It also marked the first time in Troy's FBS history that it has returned three fumbles for a touchdown in a season.

The Eagles (7-2, 5-1) answered with an 11-play, 66-yard touchdown drive, capped by a Matt Breida 3-yard run. Following an interception of Brandon Silvers by Caleb Williams, the Eagles erased the double-digit deficit before the first quarter ended with a 23-yard field goal by Younghoe Koo.

Tied at 10-10, Georgia Southern's Myles Campbell took an option pitch around right end and raced 20-yards into the end zone. It took Georgia Southern four plays to gain 80 yards, claiming its first lead of the game. The Eagles scored again late in the first half to take a 24-10 lead at the break.

The Eagles controlled the clock and the score in the second half with drives of 8:20 and 12:01, keeping the Trojan offense off the field. In the second half, Troy ran 13 plays and had 54 yards of offense with three first downs.

The Eagles' opening drive of the second half went for 83 yards in 15 plays for a touchdown. All 15 plays were runs, accounting for 90 yards. L.A. Ramsey ran it the final two yards up the middle to extend the score to 31-10.

Georgia Southern followed with a 17-play, 75-yard drive to extend the score to 38-10. Riyahd Jones returned a fumble 61 yards for the final score late in the fourth quarter.

Scoring Summary

TROY - Solomon 20-yard field goal, 11:46, 1st	3-0
TROY - Cain 19-yard fumble return (Solomon kick), 11:28, 1st	10-0
GS - Breida 3-yard run (Koo kick), 5:19, 1st	10-7
GS - Koo 23-yard field goal, 1:47, 1st	10-10
GS - Campbell 20-yard run (Koo kick), 11:54, 2nd	10-17
GS - Dean 23-yard pass from Ellison (Koo kick), 1:24, 2nd	10-24
GS - Ramsby 2-yard run (Koo kick), 6:40, 3rd	10-31
GS - Thorton 2-yard run (Koo kick), 1:54, 4th	10-38
GS - Jones 61-yard fumble return, 0:38, 4th	10-45

STAT LEADERS

GEORGIA SOUTHERN

Rushing	No	Yds	TD	Lg	Avg
Breida, Matt	17	84	1	16	4.9
Ramsby, L.A.	19	82	1	10	4.3
Ellison, Kevin	12	77	0	31	6.4

Passing	A	C	I	Yds	TD	Lng
Ellison, Kevin	4	2	0	58	1	35
Upshaw, Favian	3	2	0	27	0	19


Receiving	No.	Yds	TD	Long
Henry, Malik	1	35	0	35
Dean, James	1	23	0	23
Johnson, BJ	1	19	0	19
Longoria, Ryan	1	8	0	8

TROY

Rushing	No	Yds	TD	Lg	Avg
Burks, Brandon	12	50	0	14	4.2
Silvers, Brandon	3	14	0	14	4.7
Flakes, Andre	3	4	0	5	1.3

Passing	A	C	I	Yds	TD	Lng
Silvers, Brandon	25	12	1	134	0	32
Tidwell, Dallas	4	3	0	36	0	26

Receiving	No.	Yds	TD	Long
Ruben, Teddy	4	51	0	32
Thompson, E.	2	25	0	17
Burks, Brandon	2	18	0	13
Johnson, John	2	12	0	8
Holmes, Bryan	1	26	0	26
Quisenberry, Clark	1	26	0	26



GAME 11

TROY	0	7	7	7	21
GEORGIA STATE	7	10	14	0	31

NOV. 27 • GEORGIA DOME • ATLANTA, GA. • 10,113



	TROY	GSU
FIRST DOWNS	20	23
Rushing	7	7
Passing	11	14
Penalty	2	2
NET YARDS RUSHING	81	151
Rushing Attempts	25	43
Average Per Rush	3.2	3.5
Rushing Touchdowns	1	2
Yards Gained Rushing	93	178
Yards Lost Rushing	12	27
NET YARDS PASSING	293	368
Completions-Attempts-Int	21-46-1	29-41-0
Average Per Attempt	6.4	9.0
Average Per Completion	14.0	12.7
Passing Touchdowns	2	2
TOTAL OFFENSE YARDS	374	519
Total offense plays	71	84
Average Gain Per Play	5.3	6.2
Fumbles: Number-Lost	1-1	2-2
Penalties: Number-Yards	12-117	7-56
PUNTS-YARDS	6-275	5-184
Average Yards Per Punt	45.8	36.8
Net Yards Per Punt	42.5	28.2
Inside 20	3	1
50+ Yards	2	1
Touchbacks	1	1
Fair catch	3	0
KICKOFFS-YARDS	3-195	5-319
Average Yards Per Kickoff	65.0	63.8
Net Yards Per Kickoff	40.0	38.8
Touchbacks	3	4
Punt returns: Number-Yards-TD	3-23-0	0-0-0
Average Per Return	7.7	0.0
Kickoff returns: Number-Yds-TD	1-25-0	0-0-0
Average Per Return	25.0	0.0
Interceptions: Number-Yds-TD	0-0-0	1-0-0
Fumble Returns: Number-Yds-TD	0-0-0	0-0-0
Miscellaneous Yards	0	0
Possession Time	21:54	38:06
1st Quarter	6:43	8:17
2nd Quarter	5:11	9:49
3rd Quarter	5:26	9:34
4th Quarter	4:34	10:26
Third-Down Conversions	5 of 14	10 of 18
Fourth-Down Conversions	0 of 1	0 of 1
Red-Zone Scores-Chances	2-3	3-5
Touchdowns	2-3	2-5
Field goals	0-3	1-5
Sacks By: Number-Yards	3-18	1-8
PAT Kicks	3-3	4-4
Field Goals	0-2	1-2
Points off turnovers	7	7

NOTABLE

• Senior wide receiver Teddy Ruben completed a pass to quarterback Brandon Silvers for a 9-yard gain ... The last time a Troy quarterback caught a pass from a wide receiver was Jamie Hampton, who caught an 11-yard pass from wide receiver BJ Chitty against ULM on Oct. 15, 2011

• Quarterback Brandon Silvers completed a 58-yard touchdown pass to senior Teddy Ruben for the second longest touchdown pass of the season, the longest was a 75-yard touchdown pass from Brandon Silvers to Brandon Burks against ULM ... The touchdown pass was also the second longest pass in Brandon Silvers' career and longest reception of Teddy Ruben's career

• Brandon Burks recorded 90 receiving yards, a new career-high

• Senior Tyler Roberts has had at least 1.5 tackles for loss in six games this season. Former Trojan DeMarcus Ware also had at least 1.5 TFL in six games during the 2002 season

• Tyler Roberts recorded 1.5 tackles for loss, which ties him for second all-time in career tackles for loss in Troy history with Osi Umenyiora with 38.5

• The Trojan defense has forced at least one turnover in the last five games and has had multiple fumble recoveries in three games this year

Troy Falls at Georgia State

ATLANTA – Nick Arbuckle threw for 368 yards and two touchdowns and rushed for another to lead Georgia State past Troy, 31-21, in Sun Belt Conference play in the Georgia Dome.

Arbuckle completed 29-of-41 attempts with tight end Keith Rucker on the receiving end of 10 of those completions for 154 yards. The victory was the third straight for Georgia State (5-6, 4-3 Sun Belt).

The Trojans (3-8, 2-5) scored 14 unanswered at the end of the game to put a little pressure on the Panthers and had an opportunity for more after recovering an on-side kick. However, Troy was called for an illegal blocking penalty and was forced to re-kick and Georgia State recovered.

Troy was whistled for a season-high 12 penalties for 117 yards in the game. Troy's previous high was eight for 73 yards and the Trojans had the 17th best turnaround in the country in penalties per game entering Friday's contest.

Georgia State carried a 17-7 lead into the half despite numerous chances for Troy in the opening 30 minutes.

Demarcus Kirk fumbled on Georgia State's third play of the game and Jalen Harris recovered for Troy on the GSU 30-yard line. A holding call derailed the drive and Jed Solomon missed a 50-yard field goal attempt.

On the ensuing possession, Arbuckle capped an 8-play drive with a 12-yard touchdown pass to Penny Hart on third-and-8.

The Panthers intercepted Brandon Silvers deep in their own territory, but the Trojan defense held on three plays. Demetrius Cain got a piece of the Wil Lutz punt, which gave the Trojans the ball on the GSU 15-yard line. However, Troy picked up just five yards and Solomon missed a 27-yard field goal.

Montres Kitchens kept it a one-score game as he stripped Taz Bateman at the goal line on Georgia State's following drive and Terris Lewis fell on the loose ball in the end zone.

Eight plays later, Silvers found Teddy Ruben over the middle for a 58-yard touchdown pass to tie the game at 7-7 with 7:52 to play in the half. It was the longest catch of Ruben's career and the second-longest touchdown pass in Silvers' career.

Silvers finished 20-of-45 for 284 yards and a pair of scores. Running back Brandon Burks led the Trojans with five catches for 90 yards, while rushing for 54 yards on 16 carries. Ruben finished with four catches for 91 yards and Jarvis Bentley had a pair of catches for 25 yards and a score.

Glenn Smith answered right back for the Panthers with a 39-yard touchdown run two minutes later and Lutz booted a 30-yard field goal as the first half clock expired.

The Panthers' lead swelled to 31-7 in the third quarter after a 46-yard touchdown pass from Arbuckle to Robert Davis and a 1-yard touchdown run by Arbuckle.

Burks capped a 9-play Troy drive in the final minutes of the third quarter with his 12th rushing touchdown of his career – a 1-yard plunge – to close the gap to 31-14. Silvers found Bentley from 17-yards out with 5:41 to play in the game to set the final score.

Troy's Tyler Roberts finished with seven tackles and 1.5 tackles for loss; he now has 38.5 tackles for loss in his career, which ties him with Osi Umenyiora for second all-time in Troy history. Kitchens finished with a game and season high 14 tackles.

Scoring Summary

GSU – Hart 12-yard pass from Arbuckle (Lutz kick), 7:57, 1st	7-0
TROY – Ruben 58-yard pass from Silvers (Solomon kick), 7:52, 2nd	7-7
GSU – Smith 39-yard run (Lutz kick), 5:31, 2nd	14-7
GSU – Lutz 30-yard field goal, 0:00, 2nd	17-7
GSU – Davis 46-yard pass from Arbuckle (Lutz kick), 10:04, 3rd	24-7
GSU – Arbuckle 1-yard run (Lutz kick), 4:45, 3rd	31-7
TROY – Burks 1-yard run (Solomon kick), 2:00, 3rd	31-14
TROY – Bentley 17-yard pass from Silvers (Solomon kick), 5:41, 4th	31-21

STAT LEADERS

TROY

Rushing	No	Yds	TD	Lg	Avg	
Burks, Brandon	16	54	1	18	3.4	
Silvers, Brandon	4	15	0	6	3.8	
Flakes, Andre	2	11	0	6	5.5	
Passing	A	C	I	Yds	TD	Lng
Silvers, Brandon	45	20	1	284	2	58
Receiving	No.	Yds	TD	Long		
Burks, Brandon	5	90	0	33		
Ruben, Teddy	4	91	1	58		
Bentley, Jarvis	2	25	1	17		
Flakes, Andre	2	20	0	13		

GEORGIA STATE

Rushing	No	Yds	TD	Lg	Avg	
Smith, Glenn	19	87	1	39	4.6	
Bateman, Taz	10	52	0	14	5.2	
Neal, Kyler	5	27	0	13	5.4	
Passing	A	C	I	Yds	TD	Lng
Arbuckle, Nick	41	29	0	368	2	46
Receiving	No.	Yds	TD	Long		
Rucker, Keith	10	154	0	39		
Davis, Robert	5	88	1	46		
Hart, Penny	5	38	1	12		
Harden, Donovan	4	53	0	20		



GAME 12

TROY	24	0	17	0	41
ULL	0	10	7	0	17

DEC. 5 • CAJUN FIELD • LAFAYETTE, LA. • 22,264



	TROY	ULL
FIRST DOWNS	18	21
Rushing	6	9
Passing	12	10
Penalty	0	2
NET YARDS RUSHING	128	114
Rushing Attempts	33	40
Average Per Rush	3.9	2.8
Rushing Touchdowns	0	1
Yards Gained Rushing	135	172
Yards Lost Rushing	7	58
NET YARDS PASSING	320	196
Completions-Attempts-Int	22-28-0	21-38-1
Average Per Attempt	11.4	5.2
Average Per Completion	14.5	9.3
Passing Touchdowns	4	1
TOTAL OFFENSE YARDS	448	310
Total offense plays	61	78
Average Gain Per Play	7.3	4.0
Fumbles: Number-Lost	0-0	3-3
Penalties: Number-Yards	10-95	9-85
PUNTS-YARDS	3-86	4-175
Average Yards Per Punt	28.7	43.8
Net Yards Per Punt	25.3	41.0
Inside 20	1	2
50+ Yards	0	1
Touchbacks	0	0
Fair catch	0	1
KICKOFFS-YARDS	8-511	4-245
Average Yards Per Kickoff	63.9	61.2
Net Yards Per Kickoff	43.0	45.0
Touchbacks	4	0
Punt returns: Number-Yards-TD	2-11-0	2-10-0
Average Per Return	5.5	5.0
Kickoff returns: Number-Yds-TD	4-65-0	4-67-0
Average Per Return	16.2	16.8
Interceptions: Number-Yds-TD	1-0-0	0-0-0
Fumble Returns: Number-Yds-TD	1-17-1	0-0-0
Miscellaneous Yards	0	0
Possession Time	30:50	29:10
1st Quarter	8:49	6:11
2nd Quarter	8:58	6:02
3rd Quarter	4:16	10:44
4th Quarter	8:47	6:13
Third-Down Conversions	4 of 12	7 of 19
Fourth-Down Conversions	0 of 2	3 of 5
Red-Zone Scores-Chances	2-2	3-4
Touchdowns	1-2	2-4
Field goals	1-2	1-4
Sacks By: Number-Yards	4-22	0-0
PAT Kicks	5-5	2-2
Field Goals	2-2	1-1
Points off turnovers	20	0

NOTABLE

• Troy head coach Neal Brown coached his 100th career game as a head coach and offensive coordinator in today's win. His offenses have never been shutout.

• The Trojans close out the season outscoring their opponents 114-108 in the first quarter. Troy also had the largest lead of the season at the end of the first quarter (24-0).

• Running back Brandon Burks rushed for 118 yards, to finish out the year with 1,005. He now sits eighth all-time in single-season rushing yards. It is the eighth time in school history to have a player reach 1,000 yards, but is the seventh player to accomplish the feat.

• Tyler Roberts has had at least 1.5 tackles for loss in seven games this season. Surpassing former Trojan DeMarcus Ware also had at least 1.5 TFL in six games during the 2002 season ... he recorded one sack in today's game, which moved him into sole position for 12th place surpassing Jonathan Massaquoi with 19.5 career quarterback sacks.

• Demetrius Cain recovered a fumble for a 17-yard touchdown in the third quarter. It was the first time in Troy's FBS era that one player returned two fumbles for a touchdown in a season.

Seniors Pace Troy in Blowout of UL Lafayette in Season Finale

LAFAYETTE, Louisiana – Troy couldn't have scripted its final game of the season any better in a 41-17 blowout of UL Lafayette on Saturday afternoon at Cajun Field.

Senior running back Brandon Burks topped the 1,000-yard mark on the season as he rushed for 118 yards on 25 carries, while senior wide receiver Teddy Ruben caught eight passes for 131 yards and two touchdowns and senior bandit Tyler Roberts had six tackles, 3.0 tackles for loss and a sack on the final play of his career – Roberts finished the season with at least 1.5 tackles for loss in seven games, besting former Trojan DeMarcus Ware (2002) for the most in a single season.

Sophomore quarterback Brandon Silvers put a nice stamp on his impressive second half as he completed 22-of-28 attempts for 320 yards and four touchdowns. Over the final six games of the year, Silvers threw 16 touchdown passes and averaged 269.5 yards per game through the air.

Silvers tied Corey Robinson for eighth on the single-season passing touchdown list with 20 on the year, while he moved into seventh on the career list with 31.

Troy finished the game with 448 yards of total offense and outgained the Cajuns by 138 yards in the game. Ruben finished with 207 all-purpose yards, while Burks was close behind with 153 all-purpose yards.

Burks gave the Trojans (4-8, 3-5 Sun Belt) an early lead as he hauled in a 23-yard pass from Silvers on Troy's opening possession of the game. Heading into Troy's final drive of the game, Burks needed 24 yards to reach the 1,000-yard plateau. With Troy facing a fourth-and-18 and Burks needing nine yards, he rushed for 14 yards on the final carry of his career to finish with 1,005 yards.

Ruben extended Troy's lead out to 24-0 with touchdown grabs of 15 and 62 yards around a Jed Solomon 39-yard field goal – all before the end of the first quarter. Ruben finished his final season with the Trojans with nine touchdown receptions, which ties him for the eighth most in a season in Troy history.

The Cajuns (4-8, 3-5) rallied back to within seven, 24-17, early in the third quarter on a pair of Elijah McGuire touchdowns and a Carlos Alvarez field goal.

However, Troy answered ULL's touchdown to open the third quarter with one of its own on a 67-yard pass from Silvers to Jarvis Bentley. It was the second-longest pass of Silvers' career and the longest reception of Bentley's career.

From there the Trojan defense took over as Rashad Dillard sacked Jordan Davis and forced a fumble, which Garrett Peek recovered. Solomon cashed in a 21-yard field goal to push Troy's lead out to 34-17.

On the third play of the ensuing drive, Davis couldn't handle the snap and Demetrius Cain scooped up the loose ball and returned it 17 yards for a touchdown. Cain became the first player in Troy's FBS history to return a pair of fumbles for a touchdown in a season, while the Trojans finished the season with five defensive touchdowns – the most by a Troy team since 2004.

Troy forced UL Lafayette into four turnovers in the game and held the Cajuns to just 310 yards of total offense. The Trojans finished the season by forcing 16 turnovers in the final six games after forcing just three in the first six games.

In addition to being the final games for Troy's seniors, associate head coach Shayne Wasden announced before the game that he would be retiring following the contest following a 24-year coaching year, with the final 12 coming at Troy.

Scoring Summary

TROY - Burks 23-yard pass from Silvers (Solomon kick), 12:34, 1st	0-7
TROY - Ruben 15-yard pass from Silvers (Solomon kick), 6:37, 1st	0-14
TROY - Solomon 39-yard field goal, 2:57, 1st	0-17
TROY - Ruben 62-yard pass from Silvers (Solomon kick), 0:47, 1st	0-24
ULL - McGuire 18-yard run (Alvarez kick), 13:00, 2nd	7-24
ULL - Alvarez 41-yard field goal, 0:35, 2nd	10-24
ULL - McGuire 7-yard pass from Davis (Alvarez kick), 10:51, 3rd	17-24
TROY - Bentley 67-yard pass from Silvers (Solomon kick), 8:56, 3rd	17-31
TROY - Solomon 21-yard field goal, 3:10, 3rd	17-34
TROY - Cain 17-yard fumble return (Solomon kick), 2:31, 3rd	17-41

STAT LEADERS

TROY

Rushing	No	Yds	TD	Lg	Avg
Burks, Brandon	25	118	0	16	4.7
Anderson, Josh	2	7	0	7	3.5
Silvers, Brandon	1	2	0	2	2.0

Passing	A	C	I	Yds	TD	Lng
Silvers, Brandon	28	22	0	320	4	67

Receiving	No.	Yds	TD	Long
Ruben, Teddy	8	131	2	62
Burks, Brandon	4	35	1	23
Bentley, Jarvis	2	77	1	67
Thompson, Emanuel	2	24	0	13
Quisenberry, Clark	2	18	0	10

UL LAFAYETTE

Rushing	No	Yds	TD	Lg	Avg
McGuire, Elijah	15	86	1	20	5.7
Pierce, Torrey	3	13	0	8	4.3
Carter, Montrel	4	6	0	8	1.5

Passing	A	C	I	Yds	TD	Lng
Davis, Jordan	33	19	0	196	1	47
Haack, Brooks	4	2	1	0	0	5

Receiving	No.	Yds	TD	Long
Haynes, Gary	8	67	0	16
Scott, Devin	4	74	0	47
McGuire, Elijah	3	11	1	9
Riles, Al	2	18	0	12
Robinson, Jamal	2	17	0	10

Date	Opponent	Site	Attend.	Result
Sept. 5	NC State	Raleigh, N.C.	57,451	L, 21-49
Sept. 12	Charleston Southern	Troy, Ala.	17,517	W, 44-16
Sept. 19	Wisconsin	Madison, Wis.	77,157	L, 3-28
Oct. 3	South Alabama	Troy, Ala.	22,873	L, 18-24
Oct. 10	Mississippi State	Starkville, Miss.	60,866	L, 17-45
Oct. 17	Idaho	Troy, Ala.	20,107	L, 16-19
Oct. 24	New Mexico State	Las Cruces, N.M.	10,325	W, 52-7
Oct. 31	Appalachian State	Boone, N.C.	26,130	* L, 41-44
Nov. 7	ULM	Troy, Ala.	18,041	W, 51-14
Nov. 14	Georgia Southern	Troy, Ala.	18,455	L, 10-45
Nov. 27	Georgia State	Atlanta, Ga.	10,113	L, 21-31
Dec. 5	UL Lafayette	Lafayette, La.	22,264	W, 41-17

* Three Overtimes

2015 TEAM STATS

	TROY	OPP
SCORING	335	339
Points Per Game	27.9	28.2
Points Off Turnovers	83	72
FIRST DOWNS	226	253
Rushing	75	133
Passing	133	101
Penalty	18	19
RUSHING YARDAGE	1429	2306
Yards gained rushing	1747	2644
Yards lost rushing	318	338
Rushing Attempts	381	562
Average Per Rush	3.8	4.1
Average Per Game	119.1	192.2
TDs Rushing	14	20
PASSING YARDAGE	2890	2389
Comp-Att-Int	250-418-11	194-333-6
Average Per Pass	6.9	7.2
Average Per Catch	11.6	12.3
Average Per Game	240.8	199.1
TDs Passing	21	19
TOTAL OFFENSE	4319	4695
Total Plays	799	895
Average Per Play	5.4	5.2
Average Per Game	359.9	391.2
KICK RETURNS: #-Yards	30-530	28-490
PUNT RETURNS: #-Yards	19-235	19-190
INT RETURNS: #-Yards	6-89	11-95
KICK RETURN AVERAGE	17.7	17.5
PUNT RETURN AVERAGE	12.4	10.0
INT RETURN AVERAGE	14.8	8.6
FUMBLES-LOST	15-8	21-13
PENALTIES-Yards	80-691	79-753
Average Per Game	57.6	62.8
PUNTS-Yards	62-2556	63-2480
Average Per Punt	41.2	39.4
Net punt average	35.9	33.7
KICKOFFS-Yards	64-3960	62-3861
Average Per Kick	61.9	62.3
Net kick average	40.2	41.2
TIME OF POSSESSION/Game	26:12	33:48
3RD-DOWN Conversions	59/168	68/189
3rd-Down Pct	35%	36%
4TH-DOWN Conversions	7/19	19/31
4th-Down Pct	37%	61%
SACKS BY-Yards	29-153	18-96
MISC YARDS	0	0
TOUCHDOWNS SCORED	41	43
FIELD GOALS-ATTEMPTS	16-21	12-17
ON-SIDE KICKS	3-4	0-1
RED-ZONE SCORES	(64-74) 86%	(74-90) 82%
RED-ZONE TOUCHDOWNS	(40-74) 54%	(56-90) 62%
PAT-ATTEMPTS	(39-40) 98%	(43-43) 100%
ATTENDANCE	193986	528612
Games/Avg Per Game	10/19399	14/37758
Neutral Site Games		0/0

SCORE BY QUARTERS	1st	2nd	3rd	4th	OT	Total
TROY	64	103	44	51	-	262
Opponents	116	106	121	91	-	434

INDIVIDUAL STATISTICS

RUSHING	GP	Att	Gain	Loss	Net	Avg	TD	Long	Avg/G
Burks, Brandon	12	201	1092	87	1005	5.0	7	92	83.8
Flakes, Andre	12	66	279	36	243	3.7	3	47	20.2
Pruitt, Dontreal	9	36	148	51	97	2.7	1	13	10.8
Silvers, Brandon	11	41	113	72	41	1.0	2	14	3.7
Chunn, Jordan	2	7	42	3	39	5.6	1	29	19.5
Anderson, Josh	12	10	31	2	29	2.9	0	7	2.4
Tidwell, Dallas	9	4	18	6	12	3.0	0	9	1.3
Ruben, Teddy	12	2	15	3	12	6.0	0	15	1.0
Pitts, KE'Marvin	2	7	9	5	4	0.6	0	4	2.0
Kay, Ryan	12	1	0	14	-14	-14.0	0	0	-1.2
Johnson, John	12	1	0	17	-17	-17.0	0	0	-1.4
TEAM	6	5	0	22	-22	-4.4	0	0	-3.7
Total.....	0	381	1747	318	1429	3.8	14	92	119.1
Opponents.....	0	562	2644	338	2306	4.1	20	56	192.2

PASSING	GP	Effic	Cmp-Att-Int	Pct	Yards	TD	Long	Avg/G
Silvers, Brandon	11	137.5	202-330-7	61.2	2378	20	75	216.2
Tidwell, Dallas	9	91.4	25-54-2	46.3	298	1	43	33.1
Pruitt, Dontreal	9	95.0	20-31-2	64.5	160	0	22	17.8
Johnson, John	12	100.0	1-1-0	100.0	0	0	0	0.0
Ruben, Teddy	12	175.6	1-1-0	100.0	9	0	9	0.8
Edenfield, K.D.	12	478.0	1-1-0	100.0	45	0	45	3.8
Total.....	0	129.2	250-418-11	59.8	2890	21	75	240.8
Opponents.....	0	133.7	194-333-6	58.3	2389	19	60	199.1

RECEIVING	GP	No.	Yards	Avg	TD	Long	Avg/G
Ruben, Teddy	12	63	879	14.0	9	62	73.2
Burks, Brandon	12	29	304	10.5	2	75	25.3
Thompson, Emanuel	12	28	299	10.7	3	30	24.9
Johnson, John	12	23	258	11.2	0	41	21.5
Bentley, Jarvis	10	22	325	14.8	3	67	32.5
Douglas, Deondre	12	21	172	8.2	0	24	14.3
Holmes, Bryan	10	19	295	15.5	3	43	29.5
Quisenberry, Clark	12	14	138	9.9	0	26	11.5
Edenfield, K.D.	12	9	60	6.7	1	13	5.0
Flakes, Andre	12	9	49	5.4	0	13	4.1
Saleem, Ismail	12	7	63	9.0	0	15	5.2
Page, Trey	12	2	19	9.5	0	12	1.6
McLaughlin, Nick	5	1	12	12.0	0	12	2.4
Silvers, Brandon	11	1	9	9.0	0	9	0.8
Young, Nyck	4	1	6	6.0	0	6	1.5
Chunn, Jordan	2	1	2	2.0	0	2	1.0
Total.....	0	250	2890	11.6	21	75	240.8
Opponents.....	0	194	2389	12.3	19	60	199.1

PUNT RETURNS	No.	Yards	Avg	TD	Long
Ruben, Teddy	16	221	13.8	1	64
Farmer, LaMarcus	3	14	4.7	0	23
Total.....	19	235	12.4	1	64
Opponents.....	19	190	10.0	1	77

INTERCEPTIONS	No.	Yds	Avg	TD	Long
Farmer, LaMarcus	3	78	26.0	1	55
Kitchens, Montres	2	8	4.0	0	8
Lucas, Justin	1	3	3.0	0	3
Total.....	6	89	14.8	1	55
Opponents.....	11	95	8.6	1	30

KICK RETURNS	No.	Yds	Avg	TD	Long
Ruben, Teddy	24	447	18.6	0	26
Douglas, Deondre	4	68	17.0	0	44
Roland, Mitchell	1	5	5.0	0	5
Johnson, John	1	10	10.0	0	10
Total.....	30	530	17.7	0	44
Opponents.....	28	490	17.5	0	30

FUMBLE RETURNS	No.	Yds	Avg	TD	Long
Cain, Demetrius	2	36	18.0	2	19
Reddick, Darrin	1	27	27.0	1	27
Dillard, Rashad	1	33	33.0	1	33
Total.....	4	96	24.0	4	33
Opponents.....	1	61	61.0	2	61

SCORING	TDs	FGs	PATs		Rush	Rcv	Pass	DXP	Saf	Points
			Kick							
Solomon, Jed	0	15-19	39-40	0-0	0	0-0	0	0	0	84
Ruben, Teddy	10	0-0	0-0	0-0	0	0-0	0	0	0	60
Burks, Brandon	9	0-0	0-0	1-1	0	0-0	0	0	0	56
Thompson, Emanuel	3	0-0	0-0	0-0	0	0-0	0	0	0	18
Holmes, Bryan	3	0-0	0-0	0-0	0	0-0	0	0	0	18
Flakes, Andre	3	0-0	0-0	0-0	0	0-0	0	0	0	18
Bentley, Jarvis	3	0-0	0-0	0-0	0	0-0	0	0	0	18
Silvers, Brandon	2	0-0	0-0	0-0	0	0-0	0	0	0	12
Cain, Demetrius	2	0-0	0-0	0-0	0	0-0	0	0	0	12
Edenfield, K.D.	1	0-0	0-0	0-0	0	0-0	0	0	0	6
Dillard, Rashad	1	0-0	0-0	0-0	0	0-0	0	0	0	6
Chunn, Jordan	1	0-0	0-0	0-0	0	0-0	0	0	0	6
Farmer, LaMarcus	1	0-0	0-0	0-0	0	0-0	0	0	0	6
Pruitt, Dontreal	1	0-0	0-0	0-0	0	0-0	0	0	0	6
Reddick, Darrin	1	0-0	0-0	0-0	0	0-0	0	0	0	6
Kay, Ryan	0	1-2	0-0	0-0	0	0-0	0	0	0	3
Total.....	41	16-21	39-40	1-1	0	0-0	0	0	0	335
Opponents.....	43	12-17	43-43	0-0	0	0-0	0	1	1	339

TOTAL OFFENSE	GP	Plays	Rush	Pass	Total	Avg/G
Silvers, Brandon	11	371	41	2378	2419	219.9
Burks, Brandon	12	201	1005	0	1005	83.8
Tidwell, Dallas	9	58	12	298	310	34.4
Pruitt, Dontreal	9	67	97	160	257	28.6
Flakes, Andre	12	66	243	0	243	20.2
Edenfield, K.D.	12	1	0	45	45	3.8
Chunn, Jordan	2	7	39	0	39	19.5
Anderson, Josh	12	10	29	0	29	2.4
Ruben, Teddy	12	3	12	9	21	1.8
Pitts, KE'Marvin	2	7	4	0	4	2.0
Kay, Ryan	12	1	-14	0	-14	-1.2
Johnson, John	12	2	-17	0	-17	-1.4
TEAM	6	5	-22	0	-22	-3.7
Total.....	0	799	1429	2890	4319	0.0
Opponents.....	0	895	2306	2389	4695	0.0

FIELD GOALS	Made-Att	Pct	01-19	20-29	30-39	40-49	50-99	Long	Blkd
Solomon, Jed	15-19	78.9	0-0	6-8	7-8	2-2	0-1	44	1
Kay, Ryan	1-2	50.0	0-0	0-0	1-1	0-1	0-0	32	0

FG SEQUENCE	Troy	OPPONENTS
NC State	-	-
Charleston Southern	(32)	-
Wisconsin	(32),47	52
South Alabama	(33)	28,(35)
Mississippi State	(21)	(42)
Idaho	(41),(39),(34),32	(34),(31),52,(40),(19)
New Mexico State	(44)	35
Appalachian State	(22),(34)	(29),(38),(24)
ULM	(20),(28),(33),20	-
Georgia Southern	(20)	(23)
Georgia State	50,27	54,(30)
UL Lafayette	(39),(21)	(41)

PUNTING	No.	Yards	Avg	Long	TB	FC	I20	50+	Blkd
Kay, Ryan	61	2556	41.9	62	7	16	17	7	0
TEAM	1	0	0.0	0	0	0	0	0	1
Total.....	62	2556	41.2	62	7	16	17	7	1
Opponents.....	63	2480	39.4	65	6	21	21	10	

KICKOFFS	No.	Yds	Avg	TB	OB	Retn	Net	YdLn
Solomon, Jed	62	3830	61.8	36	0			
Underwood, Bratcher	2	130	65.0	0	0			
Total.....	64	3960	61.9	36	0	17.5	40.2	24
Opponents.....	62	3861	62.3	31	1	17.7	41.2	23

ALL PURPOSE	GP	Rush	Rcv	PR	KR	IR	Total	Avg/G
Ruben, Teddy	12	12	879	221	447	0	1559	129.9
Burks, Brandon	12	1005	304	0	0	0	1309	109.1
Bentley, Jarvis	10	0	325	0	0	0	325	32.5
Thompson, Emanuel	12	0	299	0	0	0	299	24.9
Holmes, Bryan	10	0	295	0	0	0	295	29.5
Flakes, Andre	12	243	49	0	0	0	292	24.3
Johnson, John	12	-17	258	0	10	0	251	20.9
Douglas, Deondre	12	0	172	0	68	0	240	20.0
Quisenberry, Clark	12	0	138	0	0	0	138	11.5
Pruitt, Dontreal	9	97	0	0	0	0	97	10.8
Farmer, LaMarcus	12	0	0	14	0	78	92	7.7
Saleem, Ismail	12	0	63	0	0	0	63	5.2
Edenfield, K.D.	12	0	60	0	0	0	60	5.0
Silvers, Brandon	11	41	9	0	0	0	50	4.5
Chunn, Jordan	2	39	2	0	0	0	41	20.5
Anderson, Josh	12	29	0	0	0	0	29	2.4
Page, Trey	12	0	19	0	0	0	19	1.6
McLaughlin, Nick	5	0	12	0	0	0	12	2.4
Tidwell, Dallas	9	12	0	0	0	0	12	1.3
Kitchens, Montres	12	0	0	0	0	8	8	0.7
Young, Nyck	4	0	6	0	0	0	6	1.5
Roland, Mitchell	12	0	0	0	5	0	5	0.4
Pitts, KE'Marvin	2	4	0	0	0	0	4	2.0
Lucas, Justin	12	0	0	0	0	3	3	0.2
Kay, Ryan	12	-14	0	0	0	0	-14	-1.2
TEAM	6	-22	0	0	0	0	-22	-3.7
Total.....	0	1429	2890	235	530	89	5173	0.0
Opponents.....	0	2306	2389	190	490	95	5470	0.0

		Tackles					Sacks		Pass Defense		Fumbles		Blkd	
TOTAL DEFENSE	GP	Solo	Ast	Total	TFL-Yds	No-Yds	Int-Yds	BU	PD	Qbh	Rcv-Yds	FF	Kick	Saf
1	Kitchens, Montres	12	55	24	79	2.5-7	.	2-8	2	.	2	.	.	.
23	Lloyd, William	12	46	27	73	9.0-35	3.5-26	.	1	.	1	.	.	.
20	Lewis, Terris	12	40	23	63	5.5-14	.	1	3	1-0	2	.	.	.
44	Roberts, Tyler	11	42	19	61	17.0-77	7.0-32	.	10	.	1	.	.	.
26	Roland, Mitchell	12	24	26	50	1.0-0
3	Farmer, LaMarcus	12	36	13	49	4.0-8	.	3-78	6
21	Cain, Demetrius	12	29	16	45	2.0-4	1.0-2	.	4	1	2-36	1	.	.
13	Lucas, Justin	12	23	18	41	6.5-15	1.5-8	1-3	1	1-0
24	Rookard, Cedarius	10	30	10	40	.	.	.	1	.	1	.	.	.
14	Lewis, JaQuadrian	12	21	15	36	0.5-1
19	Harris, Jalen	11	27	7	34	2.0-2	1.0-1	.	1	1	1-0	.	.	.
90	Sanders, Trevon	12	15	19	34	1.0-1
30	Stadom, Jamal	12	20	14	34	5.0-29	2.0-15	.	2
7	Dillard, Rashad	12	18	12	30	9.0-59	7.0-44	.	5	1-33	2	.	.	.
31	Smiley, A.J.	12	17	10	27	1.0-2	.	.	2	1
94	Calloway, Seth	10	9	16	25	5.0-18	2.5-13
25	Marshall, Josh	12	14	7	21
22	Rountree, Jalen	9	20	1	21	.	.	.	1
9	Reddick, Darrin	12	10	10	20	1.5-2	1.0-1	.	2	.	2-27	.	.	.
98	Gosha, Lonnie	12	5	13	18	1.0-0	.	.	.	1-0
92	Peek, Garrett	12	7	8	15	1.5-4	1.0-4	.	1	2-0
5	Lebbie, Sam	11	5	8	13	2.0-13	0.5-2	.	6
97	Johnson, D.J.	8	9	2	11	3.0-7	1.0-5
34	Johnson, Robert	12	4	6	10
54	Simon, Carnell	9	4	4	8	0.5-2	.	.	1
45	Warren, Daniel	8	1	3	4	0.5-1	.	.	1
47	Reese, Hunter	6	3	1	4	1.0-5
93	Slater, Bryan	5	.	3	3
6	McDowell, Jawon	2	.	2	2
55	Kemp, Demone	3	1	1	2
57	Crumitie, Deontae	12	1	1	2
10	Harris, Dondrell	9	1	1	2
46	McLaughlin, Nick	5	1	.	1	1.0-6	.	.	.	1-0
53	Garcia, Antonio	12	1	.	1
28	McCray, Zach	2	.	1	1
69	Bennett, Dalton	12	1	.	1
15	Flakes, Andre	12	.	1	1
1P	Pruitt, Dontreal	9	1	.	1
16	Saleem, Ismail	12	1	.	1
18	Holmes, Bryan	10	1	.	1
73	Polk, Taylor	10	1-0
TM	TEAM	6	1	.	.
Total.....		12	543	342	885	83-312	29-153	6-89	23	32	13-96	10	1	.
Opponents.....		12	466	302	768	82.0-304	18-96	11-95	38	14	8-61	11	2	1



TYLER ROBERTS



MONTRES KITCHENS

2015 TEAM STATS

	TROY	OPP				
SCORING	250	201				
Points Per Game	31.2	25.1				
Points Off Turnovers	83	51				
FIRST DOWNS	157	172				
Rushing	48	85				
Passing	98	72				
Penalty	11	15				
RUSHING YARDAGE	993	1468				
Yards gained rushing	1127	1713				
Yards lost rushing	134	245				
Rushing Attempts	250	376				
Average Per Rush	4.0	3.9				
Average Per Game	124.1	183.5				
TDs Rushing	7	11				
PASSING YARDAGE	2138	1666				
Comp-Att-Int	173-297-9	139-246-6				
Average Per Pass	7.2	6.8				
Average Per Catch	12.4	12.0				
Average Per Game	267.2	208.2				
TDs Passing	18	11				
TOTAL OFFENSE	3131	3134				
Total Plays	547	622				
Average Per Play	5.7	5.0				
Average Per Game	391.4	391.8				
KICK RETURNS: #-Yards	18-306	17-262				
PUNT RETURNS: #-Yards	12-156	14-95				
INT RETURNS: #-Yards	6-89	9-93				
KICK RETURN AVERAGE	17.0	15.4				
PUNT RETURN AVERAGE	13.0	6.8				
INT RETURN AVERAGE	14.8	10.3				
FUMBLES-LOST	7-5	15-12				
PENALTIES-Yards	58-496	59-562				
Average Per Game	62.0	70.2				
PUNTS-Yards	36-1515	41-1619				
Average Per Punt	42.1	39.5				
Net punt average	37.2	33.7				
KICKOFFS-Yards	46-2843	39-2432				
Average Per Kick	61.8	62.4				
Net kick average	40.3	41.7				
TIME OF POSSESSION/Game	25:17	34:43				
3RD-DOWN Conversions	41/113	50/135				
3rd-Down Pct	36%	37%				
4TH-DOWN Conversions	4/13	12/20				
4th-Down Pct	31%	60%				
SACKS BY-Yards	23-120	7-29				
MISC YARDS	0	0				
TOUCHDOWNS SCORED	30	24				
FIELD GOALS-ATTEMPTS	13-17	11-15				
ON-SIDE KICKS	2-3	0-0				
RED-ZONE SCORES	(24-29) 83%	(26-33) 79%				
RED-ZONE TOUCHDOWNS	(15-29) 52%	(17-33) 52%				
PAT-ATTEMPTS	(29-29) 100%	(24-24) 100%				
ATTENDANCE	79476	68832				
Games/Avg Per Game	4/19869	4/17208				
Neutral Site Games		0/0				
SCORE BY QUARTERS	1st	2nd	3rd	4th	OT	Total
Troy	97	62	51	30	10	250
Opponents	59	57	55	17	13	201

INDIVIDUAL STATISTICS

RUSHING	GP	Att	Gain	Loss	Net	Avg	TD	Long	Avg/G
Burks, Brandon	8	139	738	55	683	4.9	3	92	85.4
Flakes, Andre	8	50	181	17	164	3.3	2	20	20.5
Silvers, Brandon	7	26	100	17	83	3.2	2	14	11.9
Pruitt, Dontreal	6	14	50	17	33	2.4	0	13	5.5
Anderson, Josh	8	4	16	0	16	4.0	0	7	2.0
Ruben, Teddy	8	2	15	3	12	6.0	0	15	1.5
Tidwell, Dallas	5	4	18	6	12	3.0	0	9	2.4
Pitts, KE'Marvin	2	7	9	5	4	0.6	0	4	2.0
TEAM	5	4	0	14	-14	-3.5	0	0	-2.8
Total.....	8	250	1127	134	993	4.0	7	92	124.1
Opponents.....	8	376	1713	245	1468	3.9	11	43	183.5

PASSING	GP	Effic	Cmp-Att-Int	Pct	Yards	TD	Long	Avg/G
Silvers, Brandon	7	136.14	142-244-7	58.2	1763	17	75	251.9
Tidwell, Dallas	5	123.29	20-36-0	55.6	251	1	43	50.2
Pruitt, Dontreal	6	70.57	8-14-2	57.1	70	0	15	11.7
Johnson, John	8	100.00	1-1-0	100.0	0	0	0	0.0
Ruben, Teddy	8	175.60	1-1-0	100.0	9	0	9	1.1
Edenfield, K.D.	8	478.00	1-1-0	100.0	45	0	45	5.6
Total.....	8	132.66	173-297-9	58.2	2138	18	75	267.2
Opponents.....	8	123.27	139-246-6	56.5	1666	11	60	208.2

RECEIVING	GP	No.	Yards	Avg	TD	Long	Avg/G
Ruben, Teddy	8	46	680	14.8	7	62	85.0
Thompson, Emanuel	8	24	268	11.2	3	30	33.5
Burks, Brandon	8	22	282	12.8	2	75	35.2
Johnson, John	8	15	153	10.2	0	26	19.1
Bentley, Jarvis	6	14	239	17.1	3	67	39.8
Douglas, Deondre	8	12	94	7.8	0	22	11.8
Holmes, Bryan	7	10	177	17.7	2	43	25.3
Quisenberry, Clark	8	9	99	11.0	0	26	12.4
Edenfield, K.D.	8	9	60	6.7	1	13	7.5
Flakes, Andre	8	7	45	6.4	0	13	5.6
Page, Trey	8	2	19	9.5	0	12	2.4
Silvers, Brandon	7	1	9	9.0	0	9	1.3
Saleem, Ismail	8	1	7	7.0	0	7	0.9
Young, Nyck	4	1	6	6.0	0	6	1.5
Total.....	8	173	2138	12.4	18	75	267.2
Opponents.....	8	139	1666	12.0	11	60	208.2

PUNT RETURNS	No.	Yards	Avg	TD	Long
Ruben, Teddy	12	156	13.0	0	33
Total.....	12	156	13.0	0	33
Opponents.....	14	95	6.8	0	21

INTERCEPTIONS	No.	Yds	Avg	TD	Long
Farmer, LaMarcus	3	78	26.0	1	55
Kitchens, Montres	2	8	4.0	0	8
Lucas, Justin	1	3	3.0	0	3
Total.....	6	89	14.8	1	55
Opponents.....	9	93	10.3	1	30

KICK RETURNS	No.	Yds	Avg	TD	Long
Ruben, Teddy	15	272	18.1	0	25
Douglas, Deondre	2	24	12.0	0	14
Johnson, John	1	10	10.0	0	10
Total.....	18	306	17.0	0	25
Opponents.....	17	262	15.4	0	30

FUMBLE RETURNS	No.	Yds	Avg	TD	Long
Cain, Demetrius	2	36	18.0	2	19
Reddick, Darrin	1	27	27.0	1	27
Dillard, Rashad	1	33	33.0	1	33
Total.....	4	96	24.0	4	33
Opponents.....	1	61	61.0	1	61

PATs									
SCORING	TDs	FGs	Kick	Rush	Rcv	Pass	DXP	Saf	Points
Solomon, Jed	0	13-17	29-29	0-0	0	0-0	0	0	68
Ruben, Teddy	7	0-0	0-0	0-0	0	0-0	0	0	42
Burks, Brandon	5	0-0	0-0	1-1	0	0-0	0	0	32
Thompson, Emanuel	3	0-0	0-0	0-0	0	0-0	0	0	18
Bentley, Jarvis	3	0-0	0-0	0-0	0	0-0	0	0	18
Silvers, Brandon	2	0-0	0-0	0-0	0	0-0	0	0	12
Flakes, Andre	2	0-0	0-0	0-0	0	0-0	0	0	12
Holmes, Bryan	2	0-0	0-0	0-0	0	0-0	0	0	12
Cain, Demetrius	2	0-0	0-0	0-0	0	0-0	0	0	12
Reddick, Darrin	1	0-0	0-0	0-0	0	0-0	0	0	6
Dillard, Rashad	1	0-0	0-0	0-0	0	0-0	0	0	6
Edenfield, K.D.	1	0-0	0-0	0-0	0	0-0	0	0	6
Farmer, LaMarcus	1	0-0	0-0	0-0	0	0-0	0	0	6
Total.....	30	13-17	29-29	1-1	0	0-0	0	0	250
Opponents.....	24	11-15	24-24	0-0	0	0-0	0	0	201

TOTAL OFFENSE	GP	Plays	Rush	Pass	Total	Avg/G
Silvers, Brandon	7	270	83	1763	1846	263.7
Burks, Brandon	8	139	683	0	683	85.4
Tidwell, Dallas	5	40	12	251	263	52.6
Flakes, Andre	8	50	164	0	164	20.5
Pruitt, Dontreal	6	28	33	70	103	17.2
Edenfield, K.D.	8	1	0	45	45	5.6
Ruben, Teddy	8	3	12	9	21	2.6
Anderson, Josh	8	4	16	0	16	2.0
Pitts, KE'Marvin	2	7	4	0	4	2.0
TEAM	5	4	-14	0	-14	-2.8
Total.....	8	547	993	2138	3131	391.4
Opponents.....	8	622	1468	1666	3134	391.8

FIELD GOALS	Made-Att	Pct	01-19	20-29	30-39	40-49	50-99	Long	Blkd
Solomon, Jed	13-17	76.5	0-0	5-7	6-7	2-2	0-1	44	1

FG SEQUENCE	Troy	OPPONENTS
South Alabama	(33)	28,(35)
Idaho	(41),(39),(34),32	(34),(31),52,(40),(19)
New Mexico State	(44)	35
Appalachian State	(22),(34)	(29),(38),(24)
ULM	(20),(28),(33),20	-
Georgia Southern	(20)	(23)
Georgia State	50,27	54,(30)
UL Lafayette	(39),(21)	(41)

PUNTING	No.	Yards	Avg	Long	TB	FC	I20	50+	Blkd
Kay, Ryan	35	1515	43.3	62	4	9	12	6	0
TEAM	1	0	0.0	0	0	0	0	0	1
Total.....	36	1515	42.1	62	4	9	12	6	1
Opponents.....	41	1619	39.5	61	4	11	13	7	1

KICKOFFS	No.	Yds	Avg	TB	OB	Retn	Net	YdLn
Solomon, Jed	46	2843	61.8	29	0			
Total.....	46	2843	61.8	29	0	262	40.3	24
Opponents.....	39	2432	62.4	20	1	306	41.7	23

ALL PURPOSE	GP	Rush	Rcv	PR	KR	IR	Total	Avg/G
Ruben, Teddy	8	12	680	156	272	0	1120	140.0
Burks, Brandon	8	683	282	0	0	0	965	120.6
Thompson, Emanuel	8	0	268	0	0	0	268	33.5
Bentley, Jarvis	6	0	239	0	0	0	239	39.8
Flakes, Andre	8	164	45	0	0	0	209	26.1
Holmes, Bryan	7	0	177	0	0	0	177	25.3
Johnson, John	8	0	153	0	10	0	163	20.4
Douglas, Deondre	8	0	94	0	24	0	118	14.8
Quisenberry, Clark	8	0	99	0	0	0	99	12.4
Silvers, Brandon	7	83	9	0	0	0	92	13.1
Farmer, LaMarcus	8	0	0	0	0	78	78	9.8
Edenfield, K.D.	8	0	60	0	0	0	60	7.5
Pruitt, Dontreal	6	33	0	0	0	0	33	5.5
Page, Trey	8	0	19	0	0	0	19	2.4
Anderson, Josh	8	16	0	0	0	0	16	2.0
Tidwell, Dallas	5	12	0	0	0	0	12	2.4
Kitchens, Montres	8	0	0	0	0	8	8	1.0
Saleem, Ismail	8	0	7	0	0	0	7	0.9
Young, Nyck	4	0	6	0	0	0	6	1.5
Pitts, KE'Marvin	2	4	0	0	0	0	4	2.0
Lucas, Justin	8	0	0	0	0	3	3	0.4
TEAM	5	-14	0	0	0	0	-14	-2.8
Total.....	8	993	2138	156	306	89	3682	460.2
Opponents.....	8	1468	1666	95	262	93	3584	448.0

		Tackles				Sacks		Pass Defense			Fumbles		Blkd		
TOTAL DEFENSE		GP	Solo	Ast	Total	TFL-Yds	No-Yds	Int-Yds	BU	PD	Qbh	Rcv-Yds	FF	Kick	Saf
1	Kitchens, Montres	8	39	13	52	1.0-3	.	2-8	1	.	.	2	.	.	.
20	Lewis, Terris	8	33	11	44	4.5-11	.	.	1	.	1-0	2	.	.	.
23	Lloyd, William	8	31	12	43	6.5-19	2.5-14	1	.	.	.
44	Roberts, Tyler	7	30	12	42	12.5-67	5.5-27	.	.	7	.	1	.	.	.
3	Farmer, LaMarcus	8	32	9	41	4.0-8	.	3-78	5
26	Roland, Mitchell	8	13	19	32	1.0-0
21	Cain, Demetrius	8	23	9	32	1.0-2	1.0-2	.	2	1	2-36
14	Lewis, JaQuadrian	8	17	12	29	0.5-1
24	Rookard, Cedarius	6	21	5	26
13	Lucas, Justin	8	15	10	25	5.5-14	1.5-8	1-3	.	1	1-0
90	Sanders, Trevon	8	11	11	22	0.5-1
19	Harris, Jalen	7	16	5	21	2.0-2	1.0-1	.	.	1	1-0
7	Dillard, Rashad	8	13	8	21	5.5-36	5.5-36	.	.	4	1-33	2	.	.	.
94	Calloway, Seth	6	6	12	18	4.5-17	2.5-13
30	Stadom, Jamal	8	12	5	17	4.0-22	1.0-8	.	.	1
31	Smiley, A.J.	8	11	5	16	.	.	.	2	1
22	Rountree, Jalen	5	15	.	15	.	.	.	1
98	Gosha, Lonnie	8	5	9	14	1.0-0	1-0
25	Marshall, Josh	8	10	4	14
5	Lebbie, Sam	7	4	7	11	2.0-13	0.5-2	.	.	3
92	Peek, Garrett	8	5	4	9	1.0-4	1.0-4	.	.	.	1-0
97	Johnson, D.J.	6	7	2	9	3.0-7	1.0-5
34	Johnson, Robert	8	4	4	8
9	Reddick, Darrin	8	3	5	8	2-27
54	Simon, Carnell	6	3	4	7	0.5-2	.	.	1
45	Warren, Daniel	7	1	3	4	0.5-1	.	.	1
93	Slater, Bryan	3	.	2	2
47	Reese, Hunter	4	1	1	2
10	Harris, Dondrell	5	1	1	2
16	Saleem, Ismail	8	1	.	1
18	Holmes, Bryan	7	1	.	1
57	Crumitie, Deontae	8	1	.	1
53	Garcia, Antonio	8	1	.	1
1P	Pruitt, Dontreal	6	1	.	1
69	Bennett, Dalton	8	1	.	1
TM	TEAM	5	1	.	.
46	McLaughlin, Nick	1	1-0
73	Polk, Taylor	7	1-0
Total.....		8	388	204	592	61-230	23-120	6-89	14	19	12-96	8	1	.	.
Opponents.....		8	328	164	492	47.0-133	7-29	9-93	24	6	5-61	6	2	.	.



LAMARCUS FARMER



DEMETRIUS CAIN

TROY INDIVIDUAL GAME HIGHS

Rushes	26	Burks, Brandon vs South Alabama (Oct 03, 2015)
Yards Rushing	133	Burks, Brandon at New Mexico State (Oct 24, 2015)
TD Rushes	2	Two Times
Long Rush	92	Burks, Brandon at New Mexico State (Oct 24, 2015)
Pass attempts	45	Silvers, Brandon at Georgia State (Nov 27, 2015)
Pass completions	27	Silvers, Brandon at Appalachian State (Oct 31, 2015)
Yards Passing	326	Silvers, Brandon vs ULM (Nov 07, 2015)
TD Passes	5	Silvers, Brandon at New Mexico State (Oct 24, 2015)
Long Pass	75	Silvers, Brandon vs ULM (Nov 07, 2015)
Receptions	9	Ruben, Teddy at Appalachian State (Oct 31, 2015)
Yards Receiving	131	Ruben, Teddy at UL Lafayette (Dec 05, 2015)
TD Receptions	2	Four Times
Long Reception	75	Burks, Brandon vs ULM (Nov 07, 2015)
Field Goals	3	Three Times
Long Field Goal	44	Solomon, Jed at New Mexico State (Oct 24, 2015)
Punts	8	Two Times
Punting Avg	48.5	Kay, Ryan vs ULM (Nov 07, 2015)
Long Punt	62	Kay, Ryan at Appalachian State (Oct 31, 2015)
Punts inside 20	3	Two Times
Long Punt Return	64	Ruben, Teddy vs Charleston Southern (Sep 12, 2015)
Long Kickoff Return	44	Douglas, Deondre at Mississippi State (Oct 10, 2015)
Tackles	15	Lloyd, William at NC State (Sep 05, 2015)
Sacks	2.0	Roberts, Tyler vs Idaho (Oct 17, 2015)
Tackles For Loss	3.0	Two Times
Interceptions	2	Farmer, LaMarcus vs ULM (Nov 07, 2015)

TROY TEAM GAME HIGHS

Rushes	46	at Mississippi State (Oct 10, 2015)
Yards Rushing	166	at New Mexico State (Oct 24, 2015)
Yards Per Rush	6.9	at New Mexico State (Oct 24, 2015)
TD Rushes	4	at Appalachian State (Oct 31, 2015)
Pass attempts	46	at Georgia State (Nov 27, 2015)
Pass completions	29	at Appalachian State (Oct 31, 2015)
Yards Passing	345	vs ULM (Nov 07, 2015)
Yards Per Pass	11.4	at UL Lafayette (Dec 05, 2015)
TD Passes	5	at New Mexico State (Oct 24, 2015)
Total Plays	88	at Appalachian State (Oct 31, 2015)
Total Offense	493	vs ULM (Nov 07, 2015)
Yards Per Play	7.3	at UL Lafayette (Dec 05, 2015)
Points	52	at New Mexico State (Oct 24, 2015)
Sacks By	5	vs South Alabama (Oct 03, 2015)
First Downs	25	at Appalachian State (Oct 31, 2015)
Penalties	12	at Georgia State (Nov 27, 2015)
Penalty Yards	117	at Georgia State (Nov 27, 2015)
Turnovers	4	vs Idaho (Oct 17, 2015)
Interceptions By	3	vs ULM (Nov 07, 2015)
Punts	8	Two Times
Punting Avg	48.5	vs ULM (Nov 07, 2015)
Long Punt	62	at Appalachian State (Oct 31, 2015)
Punts inside 20	3	vs Charleston Southern (Sep 12, 2015)
		at Georgia State (Nov 27, 2015)
Long Punt Return	64	vs Charleston Southern (Sep 12, 2015)

TEAM HIGH / LOW

Points Scored	45	Georgia State
Low	0	Georgia
First Downs	27	New Mexico State
Low	9	Georgia Southern
Rushing Plays	57	Idaho
Low	28	Georgia
Net Rushing Yards	360	New Mexico State
Low	47	Georgia
Passes Attempted	40	Appalachian State
Low	11	Georgia Southern
Had Intercepted	2	Appalachian State
Low	0	Nine Games
Net Passing Yards	286	Abilene Christian
Low	13	Georgia Southern
Total Offensive Plays	83	New Mexico State / Idaho
Low	44	Georgia Southern
Total Net Offense	571	New Mexico State
Low	154	Georgia Southern
Penalties	10	Abilene Christian / South Alabama
Low	3	ULM / Georgia State
Turnovers	4	Appalachian State
Low	0	Four Games

OPPONENT INDIVIDUAL GAME HIGHS

Rushes	30	Cox, Marcus, at Appalachian State (Oct 31, 2015)
Yards Rushing	180	Rose III, Larry, at New Mexico State (Oct 24, 2015)
TD Rushes	3	Samuels, J., at NC State (Sep 05, 2015)
Long Rush	56	Hammond, D., vs Charleston Southern (Sep 12, 2015)
Pass attempts	41	Arbuckle, Nick, at Georgia State (Nov 27, 2015)
Pass completions	29	Arbuckle, Nick, at Georgia State (Nov 27, 2015)
Yards Passing	368	Arbuckle, Nick, at Georgia State (Nov 27, 2015)
TD Passes	2	Seven Times
Long Pass	60	Allen, Andrew, at New Mexico State (Oct 24, 2015)
Receptions	12	Green, Marcus, vs ULM (Nov 07, 2015)
Yards Receiving	154	Rucker, Keith, at Georgia State (Nov 27, 2015)
TD Receptions	2	Gerald Everett, vs South Alabama (Oct 03, 2015)
Long Reception	60	Rose III, Larry, at New Mexico State (Oct 24, 2015)
Field Goals	4	Rehkov, Austin, vs Idaho (Oct 17, 2015)
Long Field Goal	42	Westin Graves, at Mississippi State (Oct 10, 2015)
Punts	8	Burns, T., vs Charleston Southern (Sep 12, 2015)
Punting Avg	48.6	Logan Cooke, at Mississippi State (Oct 10, 2015)
Long Punt	65	Logan Cooke, at Mississippi State (Oct 10, 2015)
Punts inside 20	4	Torres, Anthony, at New Mexico State (Oct 24, 2015)
Long Punt Return	77	Fred Ross, at Mississippi State (Oct 10, 2015)
Long Kickoff Return	30	Two Times
Tackles	14	Two Times
Sacks	2.0	Bradley, Q, vs Idaho (Oct 17, 2015)
Tackles For Loss	3.5	Ryan Brown, at Mississippi State (Oct 10, 2015)
Interceptions	2	Kalen Jackson, vs South Alabama (Oct 03, 2015))

OPPONENT TEAM GAME HIGHS

Rushes	66	vs Georgia Southern (Nov 14, 2015)
Yards Rushing	325	vs Georgia Southern (Nov 14, 2015)
Yards Per Rush	5.7	at Wisconsin (Sep 19, 2015)
TD Rushes	5	at NC State (Sep 05, 2015)
Pass attempts	42	vs ULM (Nov 07, 2015)
Pass completions	29	at Georgia State (Nov 27, 2015)
Yards Passing	368	at Georgia State (Nov 27, 2015)
Yards Per Pass	14.1	at Mississippi State (Oct 10, 2015)
TD Passes	3	at Mississippi State (Oct 10, 2015)
Total Plays	88	vs Charleston Southern (Sep 12, 2015)
Total Offense	519	at Georgia State (Nov 27, 2015)
Yards Per Play	7.6	at Wisconsin (Sep 19, 2015)
Points	49	at NC State (Sep 05, 2015)
Sacks By	4	Two Times
First Downs	30	at NC State (Sep 05, 2015)
Penalties	11	vs ULM (Nov 07, 2015)
Penalty Yards	85	Two Times
Turnovers	6	vs ULM (Nov 07, 2015)
Interceptions By	3	vs South Alabama (Oct 03, 2015)
Punts	8	vs Charleston Southern (Sep 12, 2015)
Punting Avg	48.6	at Mississippi State (Oct 10, 2015)
Long Punt	65	at Mississippi State (Oct 10, 2015)
Punts inside 20	4	at New Mexico State (Oct 24, 2015)
Long Punt Return	77	at Mississippi State (Oct 10, 2015)

TEAM HIGH / LOW

Points Scored	66	Georgia
Low	17	Idaho
First Downs	28	Georgia Southern
Low	19	ULM
Rushing Plays	63	Georgia Southern
Low	30	Idaho
Net Rushing Yards	441	Appalachian State
Low	29	ULM
Passes Attempted	43	ULM
Low	10	Georgia Southern
Had Intercepted	3	Idaho
Low	0	Six Games
Net Passing Yards	328	ULM
Low	40	Georgia Southern
Total Offensive Plays	83	Duke
Low	61	Georgia
Total Net Offense	551	Appalachian State
Low	357	ULM
Penalties	8	South Alabama
Low	0	ULM
Turnovers	4	New Mexico State
Low	0	Four Games

OFFENSE


Game	WR-X	WR-Y	WR-Z	WR-H	LT	LG	C	RG	RT	TE	QB	TB	SB
NC State	Thompson	Johnson	Edenfield	Ruben	Garcia	Bennett	Lawrence	Crumitie	Boring	Hill	Silvers	Burks	McLaughlin
Charleston Southern	Bentley	Johnson	Edenfield	Ruben	Garcia	Lawrence	Bennett	Crumitie	Boring	Hill	Silvers	Burks	McLaughlin
Wisconsin	Bentley	Johnson	Edenfield	Ruben	Garcia	Lawrence	Bennett	Crumitie	Boring	Hill	Silvers	Burks	McLaughlin
South Alabama	Holmes	Bentley	Edenfield	Ruben	Garcia	Lassiter	Bennett	Crumitie	Boring	Hill	Silvers	Burks	McLaughlin
Mississippi State	Holmes	Bentley	Edenfield	Ruben	Garcia	Lassiter	Bennett	Crumitie	Boring	Hill	Silvers	Burks	McLaughlin
Idaho	Johnson	Saleem	Edenfield	Ruben	Garcia	Lassiter	Bennett	Crumitie	Boring	Hill	Pruitt	Burks	Anderson
New Mexico State	Thompson	Bentley	Edenfield	Ruben	Garcia	Bennett	Dye	Fields	Lassiter	Blevins	Silvers	Burks	Anderson
Appalachian State	Thompson	Bentley	Edenfield	Ruben	Garcia	Boring	Bennett	Fields	Lassiter	Blevins	Silvers	Burks	Anderson
ULM	Thompson	Johnson	Edenfield	Ruben	Garcia	Lawrence	Bennett	Fields	Lassiter	Hill	Silvers	Burks	Anderson
Georgia Southern	Thompson	Johnson	Edenfield	Ruben	Garcia	Lawrence	Bennett	Fields	Lassiter	Hill	Silvers	Burks	Anderson
Georgia State	Thompson	Johnson	Edenfield	Ruben	Garcia	Lawrence	Bennett	Fields	Lassiter	Hill	Silvers	Burks	Anderson
UL Lafayette	Thompson	Bentley	Edenfield	Ruben	Garcia	Lawrence	Bennett	Fields	Lassiter	Hill	Silvers	Burks	Anderson

DEFENSE

Game	BANDIT	DT	DT	DE	MLB	LB	NIC	FS	SS	CB	CB
NC State	Roberts	Gosha	Peek	Stadom	Lewis, T.	Lloyd	Cain	Kitchens	Lewis, J.	Marshall	Harris
Charleston Southern	Roberts	Gosha	Peek	Stadom	Lewis, T.	Lloyd	Cain	Kitchens	Lewis, J.	Marshall	Harris
Wisconsin	Roberts	Gosha	Peek	Stadom	Lewis, T.	Lloyd	Cain	Kitchens	Lewis, J.	Marshall	Harris
South Alabama	Roberts	Gosha	Peek	Stadom	Lewis, T.	Lloyd	Cain	Kitchens	Lewis, J.	Marshall	Harris
Mississippi State	Roberts	Gosha	Peek	Stadom	Lucas	Lloyd	Cain	Rookard	Kitchens	Marshall	Harris
Idaho	Roberts	Gosha	Peek	Stadom	Lewis, T.	Lloyd	Cain	Kitchens	Lewis, J.	Marshall	Harris
New Mexico State	Roberts	Gosha	Peek	Stadom	Lewis, T.	Lloyd	Cain	Kitchens	Lewis, J.	Marshall	Harris
Appalachian State	Lebbie	Gosha	Peek	Dillard	Lewis, T.	Lloyd	Cain	Kitchens	Lewis, J.	Marshall	Harris
ULM	Roberts	Gosha	Peek	Dillard	Lewis, T.	Lloyd	Cain	Kitchens	Lewis, J.	Marshall	Rountree
Georgia Southern	Roberts	Gosha	Peek	Dillard	Lewis, T.	Lloyd	Cain	Kitchens	Rookard	Farmer	Rountree
Georgia State	Roberts	Gosha	Peek	Dillard	Lewis, T.	Lloyd	Cain	Kitchens	Rookard	Farmer	Harris
UL Lafayette	Roberts	Gosha	Peek	Dillard	Lewis, T.	Lloyd	Cain	Kitchens	Rookard	Farmer	Harris

CAPTAINS

NC State	Bennett	Kitchens	Roberts	Burks
Charleston Southern	Bennett	Kitchens	Roberts	Burks
Wisconsin	Bennett	Kitchens	Roberts	Burks
South Alabama	Edenfield	Kitchens	Roberts	Burks
Mississippi State	Bennett	Lucas	Roberts	Pruitt
Idaho	Page	Gosha	Roberts	Ruben
New Mexico State	Bennett	Gosha	Roberts	Ruben
Appalachian State	Burks	Gosha	Peek	Ruben
ULM	Bennett	Gosha	Roberts	Ruben
Georgia Southern	Bennett	Gosha	Roberts	Burks
Georgia State	Garcia	Kitchens	Roberts	Solomon
UL Lafayette	Burks	Kitchens	Roberts	Ruben



K.D. EDENFIELD

Individual Game-By-Game

PASSING

Silvers, Brandon	Att	Comp	Int	Pct	Yards	TD	Long	Sack	Yds	Effic
NC State	16	12	0	75.0	149	1	37	1	6	173.9
Charleston Southern	28	19	0	67.9	249	2	47	3	7	166.1
Wisconsin	35	24	0	68.6	177	0	23	3	18	111.1
South Alabama	35	16	3	45.7	146	1	26	0	0	73.0
Mississippi State	7	5	0	71.4	40	0	16	2	18	119.4
New Mexico State	37	23	0	62.2	288	5	54	0	0	172.1
Appalachian State	41	27	2	65.9	265	1	37	1	4	118.4
ULM	33	22	0	66.7	326	4	75	1	4	189.6
Georgia Southern	25	12	1	48.0	134	0	32	0	0	85.0
Georgia State	45	20	1	44.4	284	2	58	0	0	107.7
UL Lafayette	28	22	0	78.6	320	4	67	0	0	221.7
TOTALS	330	202	7	61.2	2378	20	75	11	57	137.5

Tidwell, Dallas	Att	Comp	Int	Pct	Yards	TD	Long	Sack	Yds	Effic
NC State	5	2	1	40.0	35	0	33	0	0	58.8
Wisconsin	1	0	0	0.0	0	0	0	0	0	0.0
Mississippi State	12	3	1	25.0	12	0	8	0	0	16.7
Idaho	24	12	0	50.0	168	1	43	1	6	122.5
New Mexico State	5	3	0	60.0	28	0	18	0	0	107.0
ULM	3	2	0	66.7	19	0	12	0	0	119.9
Georgia Southern	4	3	0	75.0	36	0	26	0	0	150.6
TOTALS	54	25	2	46.3	298	1	43	1	6	91.4

Pruitt, Dontreal	Att	Comp	Int	Pct	Yards	TD	Long	Sack	Yds	Effic
Mississippi State	17	12	0	70.6	90	0	22	2	18	115.1
Idaho	14	8	2	57.1	70	0	15	3	7	70.6
TOTALS	31	20	2	64.5	160	0	22	6	33	95.0

RUSHING	No-Yds/TD	NCST	CSU	WIS	USA	MS	IDAHO	NMSU	APP	ULM	GS	GSU	ULL
Burks, Brandon	201-1005/7	14-124/1	14-50/2	19-62/0	26-83/0	15-86/1	18-83/0	10-133/1	13-55/1	19-107/0	12-50/0	16-54/1	
25-118/0													
Flakes, Andre	66-243/3	1--7/0	4-68/1	2-9/0	1-20/1	9-9/0	3-8/0	8-29/0	21-55/1	10-37/0	3-4/0	2-11/0	2-0/0
Pruitt, Dontreal	36-97/1	1-9/0	3--1/0	DNP	-	18-56/1	13-41/0	DNP	DNP	-	-	1--8/0	-
Silvers, Brandon	41-41/2	3--5/0	3--7/0	6--8/0	6-16/0	3--22/0	DNP	2-13/0	8-22/2	2-1/0	3-14/0	4-15/0	1-2/0
Chunn, Jordan	7-39/1	5-8/1	2-31/0	DNP	DNP	DNP	DNP	DNP	DNP	DNP	DNP	DNP	DNP
Anderson, Josh	10-29/0	-	1--2/0	5-15/0	-	-	-	-	-	-	-	2-9/0	2-7/0
Ruben, Teddy	2-12/0	-	-	-	-	-	-	-	2-12/0	-	-	-	-
Tidwell, Dallas	4-12/0	-	-	-	DNP	-	3-11/0	1-1/0	DNP	-	-	DNP	-
Pitts, KE'Marvin	7-4/0	DNP	DNP	DNP	DNP	DNP	DNP	DNP	DNP	4-3/0	DNP	DNP	3-1/0
Kay, Ryan	1--14/0	-	1--14/0	-	-	-	-	-	-	-	-	-	-
Johnson, John	1--17/0	-	-	-	-	1--17/0	-	-	-	-	-	-	-
TEAM	5--22/0	1--8/0	DNP	DNP	DNP	DNP	DNP	3--10/0	1--4/0	DNP	-	-	-

RECEIVING	No-Yds/TD	NCST	CSU	WIS	USA	MS	IDAHO	NMSU	APP	ULM	GS	GSU	ULL
Ruben, Teddy	63-879/9	2-42/0	6-89/2	4-15/0	5-51/0	5-53/0	8-109/1	3-109/2	9-83/1	5-55/0	4-51/0	4-91/1	8-131/2
Bentley, Jarvis	22-325/3	-	2-28/0	6-58/0	-	-	3-31/0	4-35/1	3-71/0	DNP	DNP	2-25/1	2-77/1
Burks, Brandon	29-304/2	1-2/0	2-18/0	3--6/0	4-20/0	1-8/0	2-26/0	-	2-4/0	3-89/1	2-18/0	5-90/0	4-35/1
Thompson, Emanuel	28-299/3	1-10/0	2-17/0	-	1-6/1	1-4/0	3-41/0	5-73/0	3-37/0	6-44/2	2-25/0	2-18/0	2-24/0
Holmes, Bryan	19-295/3	4-84/1	-	DNP	1-26/0	5-34/0	1--1/0	2-18/1	2-46/0	3-62/1	1-26/0	-	DNP
Johnson, John	23-258/0	1-6/0	2-48/0	5-51/0	2-15/0	-	1-13/0	2-8/0	3-32/0	2-39/0	2-12/0	2-19/0	1-15/0
Douglas, Deondre	21-172/0	1-16/0	2-27/0	-	1-1/0	6-35/0	1-13/0	4-36/0	-	1-14/0	1-3/0	2-14/0	2-13/0
Quisenberry, Clark	14-138/0	1-11/0	3-22/0	-	2-27/0	1-6/0	-	2-16/0	2-12/0	-	1-26/0	-	2-18/0
Saleem, Ismail	7-63/0	1-9/0	-	5-47/0	-	-	-	-	-	-	1-7/0	-	-
Edenfield, K.D.	9-60/1	-	-	-	-	-	1-6/0	2-11/1	1-4/0	2-23/0	1-2/0	1-7/0	1-7/0
Flakes, Andre	9-49/0	1-2/0	-	-	-	1-2/0	-	1-4/0	4-21/0	-	-	2-20/0	-
Page, Trey	2-19/0	-	-	-	-	-	-	-	-	2-19/0	-	-	-
McLaughlin, Nick	1-12/0	-	-	1-12/0	-	-	DNP	DNP	DNP	DNP	DNP	DNP	DNP
Silvers, Brandon	1-9/0	-	-	-	-	-	DNP	-	-	-	-	1-9/0	-
Young, Nyck	1-6/0	DNP	DNP	DNP	DNP	DNP	DNP	1-6/0	DNP	-	DNP	-	-
Chunn, Jordan	1-2/0	1-2/0	-	DNP	DNP	DNP	DNP	DNP	DNP	DNP	DNP	DNP	DNP

ALL-PURPOSE YARDS TOTAL	NCST	CSU	WIS	USA	MS	IDAHO	NMSU	APP	ULM	GS	GSU	ULL	
Ruben, Teddy	1559	75	174	119	163	71	132	155	112	134	78	139	207
Burks, Brandon	1309	126	68	56	103	94	109	133	59	196	68	144	153
Bentley, Jarvis	325	-	28	58	-	-	31	35	71	DNP	DNP	25	77
Thompson, E.	299	10	17	-	6	4	41	73	37	44	25	18	24
Holmes, Bryan	295	84	-	DNP	26	34	-1	18	46	62	26	-	DNP
Flakes, Andre	292	-5	68	9	20	11	8	33	76	37	4	31	-
Johnson, John	251	6	48	51	25	-17	13	8	32	39	12	19	15
Douglas, D.	240	16	27	-	1	79	13	36	14	14	13	14	13
Quisenberry, C.	138	11	22	-	27	6	-	16	12	-	26	-	18
Pruitt, D.	97	9	-1	DNP	-	56	41	DNP	DNP	-	-	-8	-
Farmer, L.	92	-	14	-	-	-	-	-	7	71	-	-	-
Saleem, Ismail	63	9	-	47	-	-	-	-	-	-	7	-	-
Edenfield, K.D.	60	-	-	-	-	-	6	11	4	23	2	7	7
Silvers, B.	50	-5	-7	-8	16	-22	DNP	13	22	1	14	24	2
Chunn, Jordan	41	10	31	DNP	DNP	DNP	DNP	DNP	DNP	DNP	DNP	DNP	DNP
Anderson, Josh	29	-	-2	15	-	-	-	-	-	-	-	9	7
Page, Trey	19	-	-	-	-	-	-	-	-	19	-	-	-
Tidwell, Dallas	12	-	-	-	DNP	-	11	1	DNP	-	-	DNP	-
McLaughlin, N.	12	-	-	12	-	-	DNP	DNP	DNP	DNP	DNP	DNP	DNP
Kitchens, M.	8	-	-	-	-	-	-	-	-	8	-	-	-
Young, Nyck	6	DNP	DNP	DNP	DNP	DNP	DNP	6	DNP	-	DNP	-	-
Roland, M.	5	-	5	-	-	-	-	-	-	-	-	-	-
Pitts, K.	4	DNP	DNP	DNP	DNP	DNP	DNP	DNP	DNP	3	DNP	DNP	1
Lucas, Justin	3	-	-	-	3	-	-	-	-	-	-	-	-
Kay, Ryan	-14	-	-14	-	-	-	-	-	-	-	-	-	-
TEAM	-22	-8	-	-	-	-	-	-10	-4	-	-	-	-

PUNT RETURNS	No-Yds	NCST	CSU	WIS	USA	MS	IDAHO	NMSU	APP	ULM	GS	GSU	ULL
Ruben, Teddy	16-221	-	2-63	2-2	2-39	-	1-23	1-30	2-17	1-13	-	3-23	2-11
Farmer, LaMarcus	3-14	-	3-14	-	-	-	-	-	-	-	-	-	-

KICK RETURNS	No-Yds	NCST	CSU	WIS	USA	MS	IDAHO	NMSU	APP	ULM	GS	GSU	ULL
Ruben, Teddy	24-447	2-33	1-22	5-102	4-73	1-18	-	1-16	-	3-66	2-27	1-25	4-65
Douglas, Deondre	4-68	-	-	-	-	2-44	-	-	1-14	-	1-10	-	-
Johnson, John	1-10	-	-	-	1-10	-	-	-	-	-	-	-	-
Roland, Mitchell	1-5	-	1-5	-	-	-	-	-	-	-	-	-	-

INT. RETURNS	No-Yds	NCST	CSU	WIS	USA	MS	IDAHO	NMSU	APP	ULM	GS	GSU	ULL
Farmer, LaMarcus	3-78	-	-	-	-	-	-	-	1-7	2-71	-	-	-
Kitchens, Montres	2-8	-	-	-	-	-	-	-	-	1-8	-	-	1-0
Lucas, Justin	1-3	-	-	-	1-3	-	-	-	-	-	-	-	-

FUMBLE RETURNS	No-Yds	NCST	CSU	WIS	USA	MS	IDAHO	NMSU	APP	ULM	GS	GSU	ULL
Cain, Demetrius	2-36	-	-	-	-	-	-	-	-	-	1-19	-	1-17
Dillard, Rashad	1-33	-	-	-	-	-	-	1-33	-	-	-	-	-
Reddick, Darrin	1-27	-	-	-	-	-	-	-	-	1-27	-	-	-

TOTAL TACKLES	UA-A	TOT	UAB	DU	ACU	UGA	ULM	NMSU	APP	USA	GS	GSU	IDAHO	ULL
Kitchens, Montres	55-24	79	4-2	6-1	3-3	6-3	3-5	6-2	3-1	3-4	3-0	3-0	12-2	3-1
Lloyd, William	46-27	73	6-9	4-1	3-1	5-3	2-4	5-4	3-0	4-2	3-0	3-1	6-2	2-0
Lewis, Terris	40-23	63	2-2	2-3	1-3	6-1	2-4	2-0	3-3	2-5	5-1	11-1	3-0	1-0
Roberts, Tyler	42-19	61	6-1	4-4	-	3-3	2-2	4-0	3-4	DNP	3-0	8-1	3-4	6-0
Roland, Mitchell	24-26	50	1-2	6-3	2-0	2-4	2-2	1-0	3-6	0-3	3-1	2-2	0-1	2-2
Farmer, LaMarcus	36-13	49	-	0-1	2-2	2-1	2-1	3-2	6-0	3-3	3-1	7-0	2-2	6-0
Cain, Demetrius	29-16	45	4-1	0-2	1-1	2-1	1-3	2-0	3-0	3-2	3-1	4-0	2-3	4-2
Lucas, Justin	23-18	41	4-3	2-0	2-0	0-1	0-5	1-3	2-1	3-1	5-0	1-1	1-2	2-1
Rookard, Cedarius	30-10	40	2-1	3-0	1-1	-	3-3	DNP	DNP	2-0	6-0	5-2	4-3	4-0
Lewis, JaQuadrin	21-15	36	0-2	2-0	2-1	4-2	-	4-1	0-1	1-7	3-0	1-1	2-0	2-0
Stadom, Jamal	20-14	34	3-4	4-1	1-0	3-1	0-4	-	0-1	3-3	-	-	3-0	3-0
Harris, Jalen	27-7	34	3-0	3-0	4-0	4-0	1-2	4-1	0-1	2-2	DNP	0-1	1-0	5-0
Sanders, Trevon	15-19	34	0-2	1-2	2-2	0-2	1-2	1-2	0-1	2-2	1-0	3-2	4-1	0-1
Dillard, Rashad	18-12	30	1-0	3-3	1-0	1-2	0-1	2-0	2-2	0-2	2-1	1-0	2-1	3-0
Smiley, A.J.	17-10	27	1-0	5-0	0-1	1-0	0-4	-	2-1	1-2	3-2	1-0	2-0	1-0
Calloway, Seth	9-16	25	2-0	-	0-4	0-4	1-0	1-0	1-2	3-5	DNP	DNP	0-1	1-0

REVIEW | 2015 GAME-BY-GAME STATS

TOTAL TACKLES	UA-A	TOT	UAB	DU	ACU	UGA	ULM	NMSU	APP	USA	GS	GSU	IDAHO	ULL
Rountree, Jalen	20-1	21	3-1	1-0	1-0	1-0	-	DNP	DNP	DNP	2-0	4-0	4-0	4-0
Marshall, Josh	14-7	21	2-1	0-1	2-1	2-0	-	2-0	1-2	4-0	0-2	-	-	1-0
Reddick, Darrin	10-10	20	4-2	2-0	1-2	-	0-1	1-2	1-0	1-3	-	-	-	-
Gosha, Lonnie	5-13	18	0-2	-	0-1	2-2	0-1	-	0-2	0-4	-	2-1	1-0	-
Peek, Garrett	7-8	15	0-2	-	2-0	2-1	0-2	2-0	0-1	1-2	-	-	-	-
Lebbie, Sam	5-8	13	0-1	1-0	-	1-1	-	2-1	1-2	0-2	-	0-1	-	DNP
Johnson, D.J.	9-2	11	1-0	1-0	DNP	DNP	DNP	DNP	4-1	0-1	1-0	1-0	1-0	-
Johnson, Robert	4-6	10	-	0-1	-	-	0-1	-	2-2	0-2	-	1-0	-	1-0
Simon, Carnell	4-4	8	1-0	-	DNP	DNP	-	-	0-2	1-2	1-0	DNP	1-0	-
Reese, Hunter	3-1	4	1-0	1-0	DNP	DNP	DNP	DNP	DNP	0-1	-	DNP	-	1-0
Warren, Daniel	1-3	4	DNP	-	DNP	DNP	DNP	-	1-2	-	0-1	-	-	-
Slater, Bryan	0-3	3	0-1	-	DNP	DNP	DNP	DNP	0-1	DNP	-	DNP	DNP	0-1
Harris, Dondrell	1-1	2	-	-	-	-	-	-	1-1	-	-	DNP	DNP	DNP
McDowell, Jawon	0-2	2	0-1	0-1	DNP	DNP	DNP	DNP	DNP	DNP	DNP	DNP	DNP	DNP
Kemp, Demone	1-1	2	1-0	-	0-1	DNP	DNP	DNP	DNP	DNP	DNP	DNP	DNP	DNP
Crumitie, Deontae	1-1	2	-	-	-	1-0	0-1	-	-	-	-	-	-	-
Pruitt, Dontreal	1-0	1	-	-	DNP	-	-	1-0	DNP	DNP	-	-	-	-
Saleem, Ismail	1-0	1	-	-	-	-	-	-	-	-	-	-	1-0	-
Flakes, Andre	0-1	1	0-1	-	-	-	-	-	-	-	-	-	-	-
McCray, Zach	0-1	1	0-1	DNP	DNP	DNP	DNP	DNP	DNP	DNP	-	DNP	DNP	DNP
Holmes, Bryan	1-0	1	-	-	DNP	-	-	-	-	-	-	1-0	-	DNP
McLaughlin, Nick	1-0	1	-	1-0	-	-	-	DNP	DNP	DNP	DNP	DNP	DNP	DNP
Garcia, Antonio	1-0	1	-	-	-	-	-	-	-	1-0	-	-	-	-
Bennett, Dalton	1-0	1	-	-	-	-	-	-	1-0	-	-	-	-	-
SACKS	UA-A	TOT	ST	CSU	WIS	USA	MS	IDAHO	NMSU	APP	ULM	GS	GSU	ULL
Roberts, Tyler	6-2	7.0	1.0-1	0.5-4	-	-	-	2.0-14	-	DNP	1.0-2	-	1.5-7	1.0-4
Dillard, Rashad	6-2	7.0	-	1.5-8	-	1.0-6	-	-	1.0-9	0.5-1	1.0-7	-	1.0-8	1.0-5
Lloyd, William	3-1	3.5	-	1.0-12	-	0.5-2	-	-	-	-	1.0-7	-	-	1.0-5
Calloway, Seth	1-3	2.5	-	-	-	0.5-1	-	-	-	1.5-9	DNP	DNP	0.5-3	-
Stadom, Jamal	2-0	2.0	1.0-7	-	-	1.0-8	-	-	-	-	-	-	-	-
Lucas, Justin	1-1	1.5	-	-	-	0.5-0	-	-	-	-	-	-	-	1.0-8
Reddick, Darrin	1-0	1.0	1.0-1	-	-	-	-	-	-	-	-	-	-	-
Harris, Jalen	1-0	1.0	-	-	-	-	-	-	-	1.0-1	DNP	-	-	-
Johnson, D.J.	1-0	1.0	-	-	DNP	DNP	DNP	DNP	-	-	1.0-5	-	-	-
Peek, Garrett	1-0	1.0	-	-	-	1.0-4	-	-	-	-	-	-	-	-
Cain, Demetrius	1-0	1.0	-	-	-	-	-	-	1.0-2	-	-	-	-	-
Lebbie, Sam	0-1	0.5	-	-	-	0.5-2	-	-	-	-	-	-	-	DNP
TACKLES FOR LOSS	UA-A	TOT	ST	CSU	WIS	USA	MS	IDAHO	NMSU	APP	ULM	GS	GSU	ULL
Roberts, Tyler	15-4	17.0	2.0-2	1.5-6	-	0.5-1	1.0-2	2.0-14	0.5-1	DNP	2.0-10	3.0-21	1.5-7	3.0-13
Lloyd, William	7-4	9.0	-	1.5-13	-	0.5-2	1.0-3	2.0-2	1.0-2	-	2.0-8	-	-	1.0-5
Dillard, Rashad	8-2	9.0	-	2.5-12	1.0-11	1.0-6	-	-	1.0-9	0.5-1	1.0-7	-	1.0-8	1.0-5
Lucas, Justin	5-3	6.5	-	-	1.0-1	0.5-0	-	0.5-1	1.5-3	2.0-2	-	-	-	1.0-8
Lewis, Terris	5-1	5.5	1.0-3	-	-	-	-	1.0-2	1.0-2	0.5-1	1.0-3	-	-	1.0-3
Calloway, Seth	2-6	5.0	-	-	0.5-1	1.0-2	-	-	1.5-3	1.5-9	DNP	DNP	0.5-3	-
Stadom, Jamal	5-0	5.0	1.0-7	-	-	2.0-11	-	-	-	1.0-5	-	-	1.0-6	-
Farmer, L.	4-0	4.0	-	-	-	-	-	-	2.0-6	-	-	1.0-1	-	1.0-1
Johnson, D.J.	3-0	3.0	-	-	DNP	DNP	DNP	DNP	2.0-2	-	1.0-5	-	-	-
Kitchens, M.	2-1	2.5	0.5-0	-	-	-	1.0-4	-	-	1.0-3	-	-	-	-
Lebbie, Sam	1-2	2.0	-	-	-	0.5-2	-	0.5-2	1.0-9	-	-	-	-	DNP
Cain, Demetrius	1-2	2.0	-	0.5-1	-	-	0.5-1	-	1.0-2	-	-	-	-	-
Harris, Jalen	2-0	2.0	-	-	-	-	-	1.0-1	-	1.0-1	DNP	-	-	-
Reddick, Darrin	1-1	1.5	1.5-2	-	-	-	-	-	-	-	-	-	-	-
Peek, Garrett	1-1	1.5	-	-	-	1.0-4	0.5-0	-	-	-	-	-	-	-
Reese, Hunter	1-0	1.0	1.0-5	-	DNP	DNP	DNP	DNP	DNP	-	-	DNP	-	-
Sanders, Trevon	0-2	1.0	-	-	0.5-0	0.5-1	-	-	-	-	-	-	-	-
Gosha, Lonnie	0-2	1.0	-	-	-	0.5-0	-	-	-	0.5-0	-	-	-	-
McLaughlin, N.	1-0	1.0	-	1.0-6	-	-	-	DNP	DNP	DNP	DNP	DNP	DNP	DNP
Roland, M .	0-2	1.0	-	-	-	-	-	-	0.5-0	0.5-0	-	-	-	-
Smiley, A.J.	1-0	1.0	-	1.0-2	-	-	-	-	-	-	-	-	-	-
Warren, Daniel	0-1	0.5	DNP	-	DNP	DNP	DNP	-	0.5-1	-	-	-	-	-
Simon, Carnell	0-1	0.5	-	-	DNP	DNP	-	-	0.5-2	-	-	DNP	-	-
Lewis, J.	0-1	0.5	-	-	-	-	-	-	-	0.5-1	-	-	-	-

NCAA TEAM RANKING COMPARISON (127 TEAMS RANKED IN FBS)

Category	Troy Rank	Actual	Nat. Leader	Actual	SBC Rank	SBC Leader	Actual
Rushing Offense	116	119.1	Ga. Southern	363.0	9	Ga. Southern	363.0
Passing Offense	48	240.8	Washington St.	289.5	4	Georgia St.	335.9
Passing Efficiency	68	129.2	Western Ky.	177.39	4	Appalachian St.	163.22
Total Offense	102	359.9	Baylor	616.2	10	Appalachian St.	467.3
Scoring Offense	70	27.9	Baylor	48.1	6	Arkansas St.	40.0
Rushing Defense	91	192.2	Alabama	75.7	6	Ga. Southern	130.9
Pass Defense	29	199.1	Georgia	156.5	3	Appalachian St.	182.9
Pass Efficiency Defense	80	133.75	Michigan	94.6	6	Appalachian St.	112.23
Total Defense	57	391.1	Boston College	254.3	3	Appalachian St.	314.5
Scoring Defense	78	28.3	Wisconsin	13.7	3	Appalachian St.	19.1
Net Punting	94	35.9	Utah	43.7	8	Arkansas St.	40.39
Punt Returns	25	12.37	Texas A&M	19.68	2	Ga. Southern	16.14
Kickoff Returns	120	17.67	Tennessee	33.41	10	Arkansas St.	25.86
Turnover Margin	66	0.00	San Diego St.	1.57	5	Arkansas St.	0.62
Sacks	40	2.42	Arizona St. / Penn. St.	3.54	2	Appalachian St.	2.77
Tackles For Loss	33	6.9	Boston College	9.6	2	Appalachian St.	7.5
Sacks Allowed	38	1.50	Air Force	0.21	3	Ga. Southern	0.62

TROY INDIVIDUAL RANKINGS

Category	Player	Nat. / SBC Rank	Actual	Nat. Leader	Actual	SBC Leader	Actual
All Purpose	Teddy Ruben	23/3	129.92	Christian McCaffrey, Stanford	276.0	Larry Rose III, New Mexico St.	161.17
	Brandon Burks	77/8					
Completion Pct.	Brandon Silvers	48/3	61.2	Brandon Doughty, Western Ky.	71.9	Matt Linehan, Idaho	63.4
Field Goals/Game	Jed Solomon	40/2	1.36	Michael Badgley, Miami	2.08	Austin Rehkow, Idaho	1.92
Field Goal Pct.	Jed Solomon	41/5	78.9	Garrett Schwettman, Western Ky.	93.8	JD Houston, Arkansas St.	85.7
Fumbles Rec.	Demetrius Cain	26/3	2	Kyler Fackrell, Utah State	5	Bobby Baker, Georgia St.	3
	Garrett Peek	26/3	2			Chris Stone, Arkansas St.	3
	Darrin Reddick	26/3	2				
Interceptions/Game	LaMarcus Farmer	80/5	0.3	Shawun Lurry, Northern Ill.	0.6	Latrete Gibbs, Appalachian St.	0.5
Passing Efficiency	Brandon Silvers	47/3	137.5	Vernon Adams, Oregon	179.1	Taylor Lamb, Appalachian St.	160.7
Passing TDs	Brandon Silvers	41/3	20	Brandon Doughty, Western Ky.	48	Taylor Lamb, Appalachian St.	31
Passing Yards	Brandon Silvers	61/5	2,378	Brandon Doughty, Western Ky.	5,055	Nick Arbuckle, Georgia St.	4,368
Passing Yards/Game	Brandon Silvers	50/3	216.2	Luke Falk, Washington St.	380.5	Nick Arbuckle, Georgia St.	336.0
Passing Yards/Comp.	Brandon Silvers	75/6	11.77	Justin Thomas, Georgia Tech	17.93	Nick Arbuckle, Georgia St.	14.23
Points Responsible	Brandon Silvers	47/4	12.0	Trevone Boykin, TCU	22.4	Taylor Lamb, Appalachian St.	16.8
Punt Return TDs	Teddy Ruben	13/1	1	Cyrus Jones, Alabama	4	Five Players	1
Punt Returns	Teddy Ruben	8/2	13.8	Cameron Sutton, Tennessee	18.7	Derek Keaton, Ga. Southern	15.3
Punting	Ryan Kay	51/7	41.9	Dalton Schomp, Fla. Atlantic	48.0	Austin Rehkow, Idaho	45.7
Kickoff Returns	Teddy Ruben	102/6	18.6	Evan Berry, Tennessee	38.3	J.D. McKissic, Arkansas St.	27.3
Receiving TDs	Teddy Ruben	28/2	9	Corey Coleman, Baylor	20	Tres Houston, Arkansas St.	10
Receiving Yards	Teddy Ruben	61/3	879	Keyarris Garrett, Tulsa	1,588	Penny Hart, Georgia St.	1,099
Receiving Yards/Game	Teddy Ruben	51/3	73.3	Keyarris Garrett, Tulsa	122.2	Penny Hart, Georgia St.	84.5
Receptions/Game	Teddy Ruben	51/2	5.3	Tajae Sharpe, Massachusetts	9.3	Penny Hart, Georgia St.	5.5
Rush Yards/Carry	Brandon Burks	87/9	5.0	Matt Breida, Ga. Southern	7.92	Matt Breida, Ga. Southern	7.92
Rushing Yards	Brandon Burks	64/7	1,005	Derrick Henry, Alabama	2,219	Larry Rose III, New Mexico St.	1,651
Rushing Yards/Game	Brandon Burks	54/6	83.8	Leonard Fournette, LSU	162.8	Larry Rose III, New Mexico St.	137.6
Sacks	Tyler Roberts	40/2	0.64	Carl Nassib, Penn. St.	1.19	Ja'Von Rolland-Jones, Ark. St.	0.69
	Rashad Dillard	51/3	0.58				
Tackles for Loss	Tyler Roberts	6/1	1.5	Antonio Longino, Arizona St.	1.7	Tyler Roberts, Troy	1.5
				Devonte' Fields, Louisville	1.7		
Interceptions	LaMarcus Farmer	76/5	3	Shawnn Lurry, Northern Ill.	9	Latrell Gibbs, Appalachian St.	7
Total Offense	Brandon Silvers	61/6	219.9	Patrick Mahomes, Texas Tech	393.0	Nick Arbuckle, Georgia St.	328.7
Yards/Attempt.	Brandon Silvers	65/5	7.21	Vernon Adams, Oregon	10.2	Nick Arbuckle, Georgia St.	8.99
Yards/Reception	Jarvis Bentley	109/10	14.77	Mack Hollins, North Carolina	24.83	Dijon Paschal, Arkansas St.	19.32




TYLER ROBERTS



DALTON BENNETT



MONTRES KITCHENS



TEDDY RUBEN



WILLIAM LLOYD



BRANDON BURKS



RASHAD DILLARD



ANTONIO GARCIA



BRANDON SILVERS

FIRST TEAM ALL-SUN BELT CONFERENCE

Offense

Nick Arbuckle (Georgia State, Sr., QB)
 Matt Breida (Georgia Southern, Jr., RB)
 Larry Rose III (NM State, So., RB)
 Robert Davis (Georgia State, Jr., WR)
 Penny Hart (Georgia State, Fr., WR)
 Jamal Robinson (UL Lafayette, Sr., WR)
 Gerald Everett (South Alabama, Jr., TE)
 Jesse Chapman (Appalachian State, Sr., OL)
 Jemar Clark (Arkansas State, Jr., OL)
 Colton Jackson (Arkansas State, Jr., OL)
 Darien Foreman (Georgia Southern, Sr., OL)
 Joseph Scelfo (South Alabama, Jr., OL)

Defense

Ronald Blair (Appalachian State, Sr., DL)
 Ja'Von Rolland-Jones (Arkansas State, So., DL)
 Quinton Bradley (Idaho, Sr., DL)
Tyler Roberts (Troy, Sr., DL)
 John Law (Appalachian State, Jr., LB)
 Dominique Tovell (UL Lafayette, Sr., LB)
 Hunter Kissinger (UL Monroe, Gr., LB)
 Blake Dees (South Alabama, Sr., LB)
 Latrell Gibbs (Appalachian State, So., DB)
 Rocky Hayes (Arkansas State, Sr., DB)
 Antonio Glover (Georgia Southern, Sr., DB)
 Tarris Batiste (Georgia State, Sr., DB)

Special Teams

Zach Matics (Appalachian State, Sr., K)
 Austin Rehkow (Idaho, Jr., P)
 Derek Keaton (Georgia Southern, Sr., Return Specialist)
 J.D. McKissic (Arkansas State, Sr., All-Purpose)

HONORABLE MENTION (TROY ONLY PLAYERS)

Brandon Burks (Troy, Sr., RB), Rashad Dillard (Troy, Jr., DL), Antonio Garcia (Troy, Jr., OL), Brandon Silvers (Troy, So., QB)

SECOND TEAM ALL-SUN BELT CONFERENCE

Offense

Fredi Knighten (Arkansas State, Sr., QB)
 Marcus Cox (Appalachian State, Jr., RB)
 Michael Gordon (Arkansas State, Sr., RB)
 Tres Houston (Arkansas State, Jr., WR)
 J.D. McKissic (Arkansas State, Sr., WR)
Teddy Ruben (Troy, Sr., WR)
 Keith Rucker (Georgia State, Jr., TE)
 Parker Collins (Appalachian State, Jr., OL)
 Davante Harris (Appalachian State, Sr., OL)
 Andy Kwon (Georgia Southern, Jr., OL)
 Chris May (South Alabama, Sr., OL)
Dalton Bennett (Troy, Sr., OL)

Defense

Chris Stone (Arkansas State, Sr., DL)
 Bernard Dawson (Georgia Southern, Jr., DL)
 Jay Ellison (Georgia Southern, Jr., DL)
 Gerrard Johnson (UL Monroe, Gr., DL)
 Eric Boggs (Appalachian State, So., LB)
 Xavier Woodson-Luster (A-St., Jr., LB)
 Joseph Peterson (Georgia State, Sr., LB)
 Cody Brown (Arkansas State, Jr., DB)
 Savion Brown (UL Lafayette, Jr., DB)
 Roman Buchanan (South Alabama, Jr., DB)
 Jeremy Reaves (South Alabama, So., DB)
Montres Kitchens (Troy, Sr., DB)

Special Teams

Austin Rehkow (Idaho, Jr., K)
 Wil Lutz (Georgia State, Sr., P)
Teddy Ruben (Troy, Sr. Return Specialist)
Teddy Ruben (Troy, Sr., All-Purpose)

2015 SUN BELT POSTSEASON AWARDS

Sun Belt Conference Player of the Year

Nick Arbuckle (Georgia State, Sr., QB)

Sun Belt Conference Offensive Player of the Year

Larry Rose III (NM State, So., RB)

Sun Belt Conference Defensive Player of the Year

Ronald Blair (Appalachian State, Sr., DL)

Sun Belt Conference Freshman of the Year

Penny Hart (Georgia State, Fr., WR)

Sun Belt Conference Coach of the Year

Trent Miles, Georgia State

NEWCOMER TEAM

Jalin Moore (Appalachian State, Fr., RB)
 Warren Wand (Arkansas State, Fr., RB)
 Wesley Fields (Georgia Southern, Fr., RB)
 Bobby Baker (NM State, Jr., DB)
 Kaden Elliss (Idaho, Fr., LB)
 Steven Coutts (UL Lafayette, Fr., P)
 Ben Banogu (UL Monroe, Fr., DL)
 Terrill Hanks (NM State, Fr., LB)
 Gerald Everett (South Alabama, Jr., TE)
 Kian Schoenborn (Texas State, Fr., OL)
William Lloyd (Troy, Jr., LB)



HISTORY



National Champions.....	130-132
Bowl Teams	133-137
All-Conference Teams	138-146
Special Awards / All-Americans...	147-149
All-Time Letterwinners	150-158
Troy in the NFL.....	159-160
All-Time Results.....	161-169
All-Time vs. Opponents	170-172
Troy in Postseason.....	172
All-Time Coaching Records	173
Troy Timeline.....	174-176
Troy Glossary.....	177-179
All-Time Assistant Coaches	179

1968 NATIONAL CHAMPIONS

Led by a record-setting aerial attack and a defense that recorded four shutouts, the Red Wave claimed the 1969 NAIA National Championship with a 43-35 victory over Texas A&I at Cramton Bowl (Montgomery, Ala.).

Under the guidance of third-year head coach Bill Atkins, Troy opened the season with a 49-31 win over Samford. In that game, quarterback Sim Byrd threw five touchdowns, hitting 23-of-33 passes for 443 yards. The Red Wave continued to roll, winning its first seven games. Byrd led Troy past Delta State, 35-23, connecting on 34-of-49 passes for 325 yards and three touchdowns; also rushing for two touchdowns. He followed that performance with five touchdown passes, all to Danny Grant, in a 52-0 win over McNeese State.

Troy had risen to number three in the national poll before dropping a 12-3 decision to Tennessee-Martin. Byrd and Heard threw eight interceptions as the Red Wave could only muster a 34-yard field goal by Randy Hicks in the loss.


Troy bounced back the next week, and demolished Concord (W.Va.), 76-0, on Homecoming at Veterans Memorial Stadium, rising back to number four in the NAIA rankings and earning a berth in the playoffs. Byrd was at it again, throwing for six touchdowns and rushing for another, while Ronnie Shelley returned two punts for touchdowns.

The Red Wave advanced to the title game with a 63-10 victory over Willamette (Ore.) in the semi-finals. Byrd threw for six touchdowns, while his back-up Al Heard threw two. Shelley joined the scoring with a 66-yard interception.

In the national title game, Byrd connected on 25-of-44 passes and threw five touchdowns en route to Most Valuable Back honors as the Red Wave cruised past Texas A&I. Cecil Barber scored two touchdowns, one on a 53-yard run and the other on a five-yard pass.

Bobby Enslen scored on a 54-yard pass, and Vince Green scored on a 15-yard reception. Doug Taylor was named Most Valuable Line-man after catching two touchdown passes from Byrd, one from five-yards out and the other from three.

Byrd and Shelley were named to the NAIA All-American First Team at the conclusion of the season after their outstanding year.



Schedule and Results

Date	Opponent	Score
Sept. 14	at Samford	W, 49-31
Sept. 21	Gordon Military	W, 47-7
Sept. 28	# West Alabama	W, 42-23
Oct. 5	Sam Houston State	W, 37-19
Oct. 12	Delta State	W, 35-23
Oct. 19	at Jacksonville State	W, 31-0
Oct. 26	at North Alabama	W, 41-0
Nov. 2	McNeese State	W, 52-0
Nov. 9	at UT-Martin	L, 12-3
Nov. 16	Concord (HC)	W, 76-0
Champion Bowl Semifinal		
Dec. 7	# Willamette (Ore.)	W, 63-10
Champion Bowl		
Dec. 14	# Texas A&I	W, 43-35

- played at Cramton Bowl

Statistical Leaders

Rushing

Player	Att	Yards
Cecil Barber	167	724
Jeff Cotton	114	451
J.A. Williams	38	173

Passing

Player	A-C-I	Yards	TD
Sim Byrd	414-260-21	3569	41
Al Heard	62-28-5	360	7

Receiving

Player	Catches	Yards	TD
Danny Grant	72	1002	14
Bobby Enslen	61	970	12
Doug Taylor	45	574	8
Vince Green	54	500	7

Interceptions

Player	Int.	Yards
Ronnie Shelley	15	294
David Cooper	6	33

1984 NATIONAL CHAMPIONS

Ted Clem's 50-yard field goal with no time remaining handed Troy an 18-17 win over North Dakota State and the 1984 Division II national championship in McAllen, Texas. With under 1:30 left in the game, Troy senior quarterback Carey Christensen, who had suffered a foot injury earlier in the season and split time with freshman Mike Turk, led Troy on a last-ditch drive. Starting from the Trojans' 10-yard line, Christensen led Troy to the Bison 32.

With the clock running, the kicking team was rushed onto the field. Clem's foot met the ball as the horn sounded, and his attempt sailed through the uprights for the win. "The Kick," as it is known in Trojan football lore, was the longest field goal in Division II playoff history at the time. Clem was not the only freshman walk-on to make an impact on the Trojans winning the national title. Turk, who walked on in the spring of 1984, moved rapidly up the depth chart and was thrust into the starting role in the third game of the season after Christensen went down with a broken foot.

Turk carried the load the rest of the season as the starter, going on to earn Gulf South Conference "Freshman of the Year" honors. Then coached by Chan Gailey, the Trojans opened the season with a 26-7 win over Nicholls State. The defense held the Colonels to just 83 yards on the ground, with Rufus Cox delivering the striking blow on a 51-yard touchdown catch from Christensen.

Troy rolled through Florida A&M the next week, 17-3, and followed that up with a 35-26 win over Livingston. Holding on to a slim 28-26 lead, and with Livingston driving, Mike Brewster returned an interception 44 yards for a touchdown to seal the win, which was marred by the loss of Christensen early in the game with a broken foot. Turk came on in relief, going 8-of-13 passing for 166 yards and a touchdown.


The Trojan offense racked up 468 yards, 382 on the ground, in a 41-10 win over West Georgia. The ground attack continued its pounding the next week, racking up 331 yards, 92 by Turk, in a 27-12 win over Valdosta State.

Trailing No. 10 Mississippi College 7-0 in the fourth quarter, the Trojans scored twice in the final six minutes to pull out a 14-7 win. Turk began the rally with a quarterback sneak from the 1-yard line. On the ensuing kickoff, Brewster forced a fumble, which Troy recovered at the Choctaw 20. One play later, Turk found Rufus Cox with a TD pass to preserve the Trojans' victory. The offense was back in order against Delta State, racking up 459 yards in a 35-20 win over the Statesmen.

The Trojans then faced another setback, dropping a 13-10 decision to UNA. Troy had two chances late in the game, but an interception coupled with Clem missing a 39-yard field goal with nine seconds left, sealed Troy's fate.

Troy bounced back to win its last two games and the Gulf South Conference title. The Trojans routed UT-Martin, 31-7, on Homecoming and wrapped up the regular season with a 42-39 victory over archrival Jacksonville State.

With the GSC title, the Trojans advanced to the Division II playoffs and hosted Central State (Ohio) in the quarterfinals. The wish-bone offense flexed its muscles, running up 579 yards of offense, as Troy pulled out a 31-21 win. The semifinals were a repeat of the quarterfinals as the offense ruled the day. Troy pounded out 537 yards and demolished Towson State, 45-3, to advance to the title game.



Schedule and Results

Date	Opponent	Score
Sept. 8	Nicholls State	W, 26-7
Sept. 15	# Florida A&M	W, 17-3
Sept. 22	West Alabama	W, 35-26
Sept. 29	at West Georgia	W, 41-10
Oct. 6	at Valdosta State	W, 27-12
Oct. 13	at Mississippi College	W, 14-7
Oct. 20	Delta State	W, 35-20
Oct. 27	at North Alabama	L, 13-10
Nov. 3	UT-Martin (HC)	W, 31-7
Nov. 10	at Jacksonville St.	W, 42-39

Quarterfinals

Nov. 24	Central State (Ohio)	W, 31-21
---------	----------------------	----------

Semifinals

Dec. 1	Towson State	W, 45-3
--------	--------------	---------

Championship

Dec. 8	# North Dakota St.	W, 18-17
--------	--------------------	----------

- played in the Gator Bowl, Jacksonville, Fla.
S - played at the Palm Bowl, McAllen, Tex.

Statistical Leaders

Rushing

Player	Att	Yards	TD
Ted Horstead	238	1123	5
Mike Turk	132	556	8
Doug Brown	65	437	3

Passing

Player	A-C-I	Yards	TD
Mike Turk	108-55-2	989	5
C. Christensen	80-45-0	813	5

Receiving

Player	Catches	Yards	TD
Rufus Cox	56	1169	7
Lee Hollingsworth	23	437	4

Interceptions

Player	Int.	Yards	TD
Mike Brewster	3	51	1

Tackles

Player	Solo	Assists	Total
Robert Bradley	74	61	135

1987 NATIONAL CHAMPIONS

Led by an offense that averaged 430.4 yards per game, the Troy football team won its last 12 games to claim the 1987 Division II national title.

The Trojans got off to 0-1-1 start, dropping an 18-17 decision on the road at Southeast Missouri in the opener. Ted Clem missed a 42-yard field goal in the final minute which would have given the Trojans the lead. Troy followed its tough opener with a 17-17 tie with Nicholls State. On a rain-soaked field, Clem missed another clutch kick, this time a 40-yarder with a 1:39 left. Troy's offense showed its strength in the home opener against West Texas with a 45-0 rout. Mike Turk led the offense with 50 yards on six carries as the offense racked up 356 yards.

The Trojans picked up some confidence in pulling out a 24-17 win over Livingston on the road. The Troy offense picked up 349 yards of total offense, highlighted by Titus Dixon's 63-yard touchdown reception from Turk in the second quarter. The offense continued to roll for Troy the next week, racking up a then school-record 621 yards in a 44-6 win over West Georgia. Backup quarterback Bob Godsey came on in relief of Turk and led the Troy offensive attack with 88 yards on six carries, including a 66-yard touchdown run in the fourth quarter.

The Trojans put up more than 40 points their next two games to extend their winning streak to five. Troy went on the road and demolished nationally ranked and previously undefeated Valdosta State, 44-7 and followed that with a 48-21 victory over Mississippi College, as Thomas Miller and Al Harris both ran back interceptions for touchdowns. The Trojans scored 30 or more in the next three games to capture eight in a row. Tony Jackson rushed for 123 yards on 20 carries as Troy defeated Delta State, 38-6. The next week Turk guided the offense, going 7-of-10 for 112 yards and one touchdown, while rushing for 67 yards on seven carries and touchdown, as Troy blew out North Alabama, 38-3.

The Trojans continued their offensive ways in a 31-21 win over UT-Martin. Troy broke the school-record for the second time during the season, rolling up 633 yards in the win. Turk was 11-of-18 passing for 262 yards with two touchdowns and a 97-yard TD pass to Dixon. With the Gulf South Conference title on the line, Troy defeated arch-rival Jacksonville State, 14-9, to earn a berth in the Division II playoffs. Turk led the offense with 101 yards rushing, with Jackson adding 78.

Troy ran its win streak to 10 games with a 45-14 win over Winston-Salem State in the quarterfinals. The Troy offense picked up 383 yards rushing, led by Jackson's 93 yards on 12 carries.

The defense stepped up in the semifinals, causing eight turnovers, four interceptions and four fumbles, as Troy defeated Central Florida, 31-10, to advance to the title game. Turk led the offense again, rushing for two touchdowns and passing for another, leading the Troy rushing attack with 78 yards on 13 carries.

The Trojans would not be denied in the national title game, rallying from a 10-3 halftime deficit to pull out a 31-17 win over Portland State and their second national title in four years. Turk set a championship game record with 190 yards on 25 carries and Dixon ran the reverse four times for 111 yards, and one 49-yard TD.

Turk was named to the All-America team following his senior season and was runner-up for the Harlon Hill Trophy.



Schedule and Results

Date	Opponent	Score
Sept. 5	at SE Missouri	L, 18-17
Sept. 12	at Nicholls State	T, 17-17
Sept. 19	West Texas State	W, 45-0
Sept. 26	at Livingston	W, 24-17
Oct. 3	West Georgia	W, 44-6
Oct. 10	Valdosta State	W, 44-7
Oct. 17	Mississippi College	W, 48-21
Oct. 24	at Delta State	W, 38-6
Oct. 31	No. Alabama (HC)	W, 38-3
Nov. 7	at UT-Martin	W, 31-21
Nov. 14	Jacksonville State	W, 14-9

Quarterfinals

Nov. 21	Winston-Salem	W, 45-14
---------	---------------	----------

Semifinals

Nov. 28	at Central Florida	W, 31-10
---------	--------------------	----------

Championship

Dec. 5	at Portland State	W, 31-17
--------	-------------------	----------

Statistical Leaders

Rushing

Player	Att	Yards
Tony Jackson	176	938
Mike Turk	163	930

Passing

Player	A-C-I	Yards	TD
Mike Turk	190-87-7	1460	10
Bob Godsey	47-24-2	392	1

Receiving

Player	Catches	Yards	TD
Al Harris	41	654	6
Titus Dixon	32	651	5
Bo Pittman	2	12	0
Robert Carter	7	89	0

Interceptions

Player	Int.	Yards
Al Harris	3	21
Doug Parris	3	11

2004



TROY TROJANS MAKE FIRST BOWL APPEARANCE OF DIVISION I ERA

SAN JOSE, Calif. - The Trojans started their first appearance in a bowl game with a bang, jumping to a 14-0 first quarter lead over Northern Illinois in the Fifth Annual Silicon Valley Football Classic, but the Huskies proved to be better in the mud, battling back to down the Trojans 34-21.

The Trojans wasted little time getting on the scoreboard, taking the opening drive 78 yards in nine plays to take a 7-0 lead. Freshman quarterback D.T. McDowell found a diving Jason Samples on a 45-yard completion to the Huskies' one-yard line, setting up a keeper over senior left guard Junior Louissaint for the score.

After the Huskies went three and out on their first possession, the Trojans put another drive together. This time it was a 73-yard possession that spanned eight plays and culminated with a 23-yard screen pass to senior Jermaine Richardson from McDowell with 6:05 to play in the opening quarter.

McDowell scored his second touchdown on the night on a four-yard run with 10:50 remaining in the game to snap a string of 34 unanswered NIU points. The Northern Illinois run of points began when Garrett Wolfe scored a 50-yard touchdown scamper in the first quarter to trim the lead to 14-7.

Trojans senior DeWhitt Betterson was named the game's offensive MVP after rushing for 150 yards on 25 carries. He also had an apparent 85-yard third quarter touchdown run called back after a fan on the Northern Illinois sideline blew a whistle.

Scoring Summary

TROY - McDowell 1-yard run (Whibbs kick), 10:41, 1st	7-0
TROY - Richardson 23-yard pass from McDowell (Whibbs kick), 6:05, 1st	14-0
NIU - Wolfe 50-yard run (Nendick kick), 4:46, 1st	14-7
NIU - Haldi 1-yard run (Nendick kick), 1:15, 1st	14-14
NIU - Nendick 30-yard FG, 9:49, 2nd	14-17
NIU - Haldi 1-yard run (Nendick kick), 0:34, 2nd	14-24
NIU - Nendick 39-yard FG, 7:50, 3rd	14-27
NIU - Harris 3-yard run (Nendick kick), 14:30, 4th	14-34
TROY - McDowell 4-yard run (Whibbs kick), 10:50, 4th	21-34

Team Statistics

	TROY	NIU
First Downs	13	17
Rushes-Yards	41-170	44-213
Passing Yards	122	146
Passes Att-Comp-Int	22-6-1	24-8-0
Total Offense Plays-Yards	63-292	68-359

RUSHING - (TROY) Betterson 25-150, McDowell 13-29 (2 TD), Richardson 2-3, Dawkins 1-(-1); (NIU) Harris 23-120 (TD), Wolfe 15-84 (TD), Haldi 5-11 (2 TD)

PASSING - (TROY) McDowell 6-20-1-122 (TD), Samples 0-2-0-0; (NIU) Hald 8-24-0-146

RECEIVING - (TROY) Samples 3-87, Richardson 1-23 (TD), Banks 1-6, Dawkins 1-6; (NIU) Cieslak 2-35, Perez 2-31, Powers 1-47, Sheldon 1-17, Nordin 1-9, Hurd 1-7

2006



TROJANS CLAIM 1ST BOWL VICTORY

NEW ORLEANS, La. - The talk around Troy practice all week leading up to the R+L Carriers New Orleans Bowl was about being the first team in school history to win a bowl game.

The Trojans made sure their first trip to represent the Sun Belt Conference in New Orleans was a memorable one by jumping on the Rice Owls with 21 first quarter points and never looking back in a 41-17 victory in front of 24,791 fans at the Louisiana Superdome.

Junior quarterback Omar Haugabook showed why he was named Sun Belt Player of the Year by running and passing for five touchdowns in earning game Most Valuable Player honors in unanimous fashion.

Haugabook rushed for 92 yards and one score and completed 14 of 28 passes for 217 yards and a New Orleans Bowl record four touchdowns. The Trojans finished the 2006 season with an 8-5 record while Rice closed its year at 7-6.

Defensively, the Trojans held Rice to just 39 rushing yards and 344 yards of total offense. Junior Elbert Mack recorded two of the Trojans' five interceptions in the game, just days after the death of his father in California.

Junior Leodis McKelvin led the game with 11 total tackles. Troy piled up 11 tackles for loss in the game, including four sacks.

Scoring Summary

TROY - Haugabook 2-yard run (Whibbs kick), 10:41, 1st	0-7
TROY - Banks 3-yard pass from Haugabook (Whibbs kick), 9:50, 1st	0-14
RICE - Falco 11-yard pass from Armstrong (Fangmeier kick), 5:12, 1st	7-14
TROY - Terry 56-yard pass from Haugabook (Whibbs kick), 0:02, 1st	7-21
RICE - Fangmeier 43-yard FG, 12:05, 2nd	10-21
TROY - Davis 7-yard pass from Haugabook, 9:41, 2nd	10-28
TROY - Whibbs 25-yard FG, 3:31, 3rd	10-31
TROY - Whibbs 26-yard FG, 9:16, 4th	10-34
RICE - Dillard 1-yard pass from Armstrong (Fangmeier kick), 4:58, 4th	17-34
TROY - Rutledge 5-yard pass from Haugabook (Whibbs kick), 1:56, 4th	17-41

Team Statistics

	RICE	TROY
First Downs	19	15
Rushes-Yards	21-39	33-148
Passing Yards	305	228
Passes Att-Comp-Int	54-35-5	29-15-1
Total Offense Plays-Yards	75-344	62=376

RUSHING - (TROY) Haugabook 14-92 (TD), Cattouse 12-36, Jones 5-18, Bray 1-4, Chandler 1-(-2); (RICE) Armstrong 16-35, Smith 5-4

PASSING - (TROY) Haugabook 14-28-1-217 (4 TD), Bray 1-1-0-11; (RICE) Armstrong 35-54-5-305 (2 TD)

RECEIVING - (TROY) Terry 2-96 (TD), Davis 2-35 (TD), Cattouse 2-19, Banks 2-8 (TD), Hampton 1-28, Jones 1-20, Haugabook 1-11, Rutledge 1-5 (TD), Williams 1-4, East 1-2, Marcus 1-0; (RICE) Dillard 9-71 (TD), Smith 8-75, Falco 6-49 (TD), Smiter 4-48, Dixon 3-22, Henderson 2-10, Wardlow 1-30

2008



TROY MAKES RETURN TRIP TO NEW ORLEANS BOWL

NEW ORLEANS, La. - Sam Glusman's attempt at a game-tying field goal was blocked in the first overtime by Southern Miss defensive back Michael McGee giving USM the 30-27 victory in the 2008 R+L Carriers New Orleans Bowl at the Superdome.

Britt Barefoot tied the game with a 46-yard field goal with 2:57 remaining and Troy could not muster a score on its final drive sending the game to overtime.

Southern Miss lost the toss and went on offense first and after being stopped on third down, settled for a 39-yard field goal and gave the Trojans the ball.

Troy picked up a first down on their possession on a swing-pass to Jerrel Jernigan. Faced with a third-down just three plays later, the conversion failed.

"We knew the game was going to be a close game," Troy head coach Larry Blakeney said. "We knew that both teams would probably score some points. We thought that we would be able to move it a little bit better. I said last week that whoever rushes it the best will wind up winning the game and that's what happened. We got to overtime tied at 27. They get a ricochet field goal for three and we get one blocked. That's about as close as it gets.

"Our kids played hard, played together and never gave up and we lost the game. We are going to get home and get back to work. I'm very proud of this team and especially our seniors for what they have done."

Scoring Summary

TROY - Calvin 17-yard fumble return (Glusman kick), 14:10, 1st	0-7
USM - Baptiste 64-yard pass from Davis (Barefoot kick), 13:22, 1st	7-7
TROY - Burton 4-yard pass from Brown (Glusman kick), 2:58, 1st	7-14
USM - Fletcher 8-yard run (Barefoot kick), 14:25, 2nd	14-14
TROY - Glusman 20-yard FG, 3:03, 2nd	14-17
USM - Barefoot 38-yard FG, 0:00, 2nd	17-17
TROY - Glusman 34-yard FG, 4:34, 3rd	17-20
TROY - Jernigan 6-yard run (Glusman kick), 2:01, 3rd	17-27
USM - Massey 35-yard pass from Davis (Barefoot kick), 7:20, 4th	24-27
USM - Barefoot 46-yard FG, 2:50, 4th	27-27
USM - Barefoot 39-yard FG, OT	27-30

Team Statistics

	USM	TROY
First Downs	20	21
Rushes-Yards	37-146	35-73
Passing Yards	276	255
Passes Att-Comp-Int	34-20-0	44-26-0
Total Offense Plays-Yards	71-422	79-328

RUSHING - (USM) Fletcher 14-78, Davis 18-37, Harrison 5-31; (TROY) Harris 19-52, Moreland 4-28, Jernigan 6-22 (TD), Burton 1-(-2), Brown 5-(-27)

PASSING - (USM) Davis 20-34-0-276 (2 TD); (TROY) Brown 26-43-0-255 (TD), Jernigan 0-1-0-0

RECEIVING - (USM) Baptiste 5-88 (TD), Morris 4-61, Parham 3-26, Fletcher 3-23, Nelson 2-16, Massey 1-35 (TD), Spight 1-18, Brown 1-9; (TROY) Jernigan 9-65, Tate 3-47, Burton 3-30 (TD), Harris 3-20, Williams 2-36, Silvoy 1-16, Turner 1-13, Davis 1-10, Marcum 1-8, Bray 1-7, Terry 1-3

2009



TROY MAKES BACK-TO-BACK BOWL APPEARANCES

MOBILE, Ala. - For the second time in as many seasons, the Troy University Trojans got their post-season hearts broken in the flash of an overtime blocked field goal. This time, in the 2010 GMAC Bowl, it was sophomore Michael Taylor's attempt from 31 yards in the second overtime that was blocked by Central Michigan's Vince Agnew, opening the door for the Chippewas' game-winning 37-yard field goal in a 44-41 victory over Troy.

"I hate [it] for the kids, it hurts them," Troy head coach Larry Blakeney said. "I'm an old guy, I can handle it more readily. When your older and more mature your able to handle winning and losing a little better.

"I'm proud of the Troy fans. They showed up and did their part. They'll be like me, scratching around trying to get back to the GMAC bowl next year. I want to commend everyone from the leadership to the volunteers who took real good care of us."

Taylor connected on a GMAC Bowl record 46-yard field goal at the end of regulation to send the game into overtime after CMU took the lead with just 1:17 to play when Dan LeFevour connected with Bryan Anderson for a 4-yard TD pass.

Levi Brown threw for 386 yards and a touchdown to become the first player in school and Sun Belt history to throw for more than 4,000 yards in a season. Jerrel Jernigan had nine receptions in the game for 154 yards, and became just the fourth player in school history with more than 1,000 receiving yards in a season; he finished the game with 350 all-purpose yards.

DuJuan Harris had his first 100-yard rushing game of the season and scored three touchdowns in the game for the Trojans.

Scoring Summary

TROY - Harris 9-yard pass from Brown (Taylor kick), 3:52, 1st	0-7
CMU - Aguila 28-yard FG, 0:10, 1st	3-7
CMU - Aguila 35-yard FG, 8:45, 2nd	6-7
TROY - Taylor 22-yard FG, 3:59, 2nd	6-10
CMU - Aguila 44-yard FG, 1:28, 2nd	9-10
TROY - Southward 1-yard run (Taylor kick), 13:10, 3rd	9-17
CMU - Aguila 42-yard FG, 9:47, 3rd	12-17
CMU - Brown 7-yard run (Aguila kick), 2:46, 3rd	19-17
TROY - Harris 6-yard run (Taylor kick), 0:23, 3rd	19-24
TROY - Harris 1-yard run (Taylor kick), 8:01, 4th	19-31
CMU - Brown 95-yard kickoff return (Aguila kick), 7:47, 4th	26-31
CMU - Anderson 4-yard pass from LeFevour (LeFevour pass), 1:17, 4th	34-31
TROY - Taylor 46-yard FG, 0:31, 4th	34-34
CMU - LeFevour 13-yard run (Aguila kick), OT	41-34
TROY - Southward 1-yard run (Taylor kick), OT	41-41
CMU - Aguila 37-yard FG, 2 OT	44-41

Team Statistics

	CMU	TROY
First Downs	27	31
Rushes-Yards	27-109	39-169
Passing Yards	395	403
Passes Att-Comp-Int	56-33-1	57-32-0
Total Offense Plays-Yards	83-504	96-572

RUSHING - (CMU) - Schroeder 13-73, Brown 4-22 (TD), LeFevour 9-12 (TD), Volny 1-2; (TROY) Harris 14-122 (2 TD), Jernigan 6-39, Southward 10-28 (2 TD), Greer 1-2, Brown 8-(-12)

PASSING - (CMU) LeFevour 33-55-1-395 (TD), Brown 0-1-0-0; (TROY) 31-56-0-386 (TD), Williams 1-1-0-17

RECEIVING - (CMU) Brown 13-178, Anderson 7-84 (TD), Wilson 4-36, Poblach 3-50, Schroeder 3-14, Volny 1-17, Wilson 1-12, Blackburn 1-4; (TROY) Jernigan 9-154, Bruce 4-51, Harris 4-49 (TD), Southward 3-29, Gill 3-28, Cherry 2-26, Williams 2-21, Marcum 2-9, Brown 1-17, Jarboe 1-12, Davis 1-7

2010



TROJANS TRUCK OHIO IN NEW ORLEANS BOWL

NEW ORLEANS, La. - The Trojans made it look easy in the Big Easy as they rolled to a 48-21 victory over the Ohio Bobcats in the 10th Anniversary R+L Carriers New Orleans Bowl.

"We're certainly proud to be sitting here as the victors over Ohio U," Troy head coach Larry Blakeney said. "We prepared well, and I think our kids, after coming back from some pretty tough losses and closing with two wins and being the co-champs, helped motivate us. We haven't won here since we beat Rice. I felt a lot of energy. I wanted to make sure it wasn't just about being in New Orleans."

That "energy" resonated the most through the Trojans freshman quarterback who put on a show for ESPN's national audience.

Bowl MVP Corey Robinson threw for a New Orleans Bowl record 387 yards and four touchdowns as the Trojans' offense racked up 607 total yards on the night.

Jerrel Jernigan added to his NFL resume tape as well in his final game as a Trojan. Jernigan caught seven passes on the night for 48 yards and a touchdown. He also rushed three times for 16 yards and a score, all after being down with the flu.

With the Bobcats' defense focused on double-teaming Jernigan, another star emerged for the Trojans.

Senior TeBiarus Gill had three touchdowns on just four receptions, piling up 80 receiving yards in the game for Troy.

DuJuan Harris also hit his stride in the bowl win, leading all Trojans on the ground with 105 yards rushing, including a touchdown. A 50-yard rush in the third quarter helped him hit triple figures on the night, and two plays later he earned his score.

Scoring Summary

TROY - Jernigan 12-yard run (Taylor kick), 9:52, 1st	0-7
OHIO - Goulet 34-yard pass from Jackson (Weller kick), 4:59, 1st	7-7
TROY - Gill 31-yard pass from Robinson (Taylor kick), 1:57, 1st	7-14
TROY - Jernigan 16-yard pass from Robinson (Taylor kick), 12:42, 2nd	7-21
TROY - Taylor 50-yard FG, 8:33, 2nd	7-24
TROY - Gill 17-yard pass from Robinson (Taylor kick), 2:56, 2nd	7-31
TROY - Gill 26-yard pass from Robinson (Taylor kick), 0:36, 2nd	7-38
TROY - Taylor 33-yard FG, 11:58, 3rd	7-41
OHIO - Foster 5-yard pass from Jackson (Weller kick), 8:31, 3rd	14-41
TROY - Harris 2-yard run (Taylor kick), 6:36, 3rd	14-48
OHIO - Dunlop 18-yard pass (Weller kick), 5:07, 4th	21-48

Team Statistics

	OHIO	TROY
First Downs	14	30
Rushes-Yards	30-99	33-220
Passing Yards	209	382
Passes Att-Comp-Int	22-14-2	43-33-0
Total Offense Plays-Yards	52-308	76-602

RUSHING - (OHIO) Davidson 6-36, Harden 6-25, Jackson 10-20, Bates 5-11, Goulet 2-7, McCrae 1-0; (TROY) Harris 14-105 (TD), Southward 9-75, Jernigan 3-16 (TD), Anderson 2-10, Taylor 1-9, Robinson 1-5, Mitchell 1-3, Grider 1-2

PASSING - (OHIO) Jackson 14-21-1-209 (3 TD), Bates 0-1-1-0; (TROY) Robinson 32-42-0-387 (4 TD), Chandler 1-1-0-(-5)


RECEIVING - (OHIO) 4-91 (TD), McCrae 3-24, Goulet 2-40 (TD), Foster 2-28 (TD), Thompson 2-25, Hill 1-1; (TROY) Jernigan 7-48 (1), Gill 4-80 (3 TD), Bruce 4-59, Reeves 4-31, Harris 4-30, Johnson 3-36, Thomas 3-33, Moncrief 2-43, Chandler 1-12, Taylor 1-10



DENNIS ANDERSON
Defensive Tackle
First Team, 1973



DICK BENSINGER
Defensive End
First Team, 1971




ROBERT BRADLEY
Wide Receiver
First Team, 1985



GARY BRADSHAW
Defensive End
First Team, 1983



WADE BRANTLEY
Defensive Tackle
First Team, 1971, 72



MATT BRUNSON
Nose Guard
Academic, 1990



TIM BRYAN
Center
First Team, 1981



JIMMY CAMPBELL
Offensive Guard
First Team, 1977
Second Team, 1976



STEVE CAMPBELL
Center
First Team, 1987



THOMAS CLARK
Safety
First Team, 1983



TED CLEM
Kicker
First Team, 1986, 87



GEORGE COKER
Offensive Line
First Team, 1989
Second Team, 1990



WILLIE COLLINS
Defensive Tackle
Second Team, 1984



JOHNNY COWART
Defensive Back
First Team, 1971




KENNY CRAIK
Defensive End
First Team, 1980




JEROME CROWE
Defensive Back
First Team, 1977




MIKE CULBERTSON
Tight End
First Team, 1972, 73



RON DANIELS
Running Back
Second Team, 1977



BILLY DIXON
Tight End
First Team, 1975, 77



TITUS DIXON
Return Specialist
First Team, 1987
Second Team, 1988



JIM DUBOSE
Offensive Tackle
First Team, 1971



MITCH GEIER
Offensive Guard
First Team, 1984
Second Team, 1983




MARTY GILLEY
Offensive Guard
First Team, 1986



BOYD GRANT
Running Back
First Team, 1978



PERRY GRIGGS
Wide Receiver
1st Team, 1974, 76
Offensive POY, 1974



JOHNNY GRIMES
Back
First Team, 1973



RONNIE HANNAH
Offensive Guard
First Team, 1975




GREG HARRIS
Wide Receiver
Second Team, 1987



MICHAEL HERBERT
Linebacker
Second Team, 1989



ANTHONY HENTON
Linebacker
First Team, 1984



TED HORSTEAD
Fullback
First Team, 1984, 85



BRYAN HUBBARD
Linebacker
Second Team, 1988



ED HUGHEY
Linebacker
Second Team, 1988



REGINALD HUTCHINS
Offensive Guard
Second Team, 1988



DONNIE JONES
Offensive Guard
First Team, 1974



JAMES JONES
Offensive Tackle
First Team, 1982



MARK KING
Center
First Team, 1973, 74



CHUCK LEANO
Defensive Back
Second Team, 1984



BOBBY LEE
Quarterback
First Team, 1985



STEWART LOWERY
Linebacker
Second Team, 1984



ROBERT MADDOX
Defensive back
First Team, 1976




RICK MAXEY
Linebacker
Second Team, 1977



GREG MCALILEY
Offensive Tackle
First Team, 1972



SCOOTER McCAIN
Defensive Back
Academic, 1990



DOUG MIMS
Defensive Back
First Team, 1988




KELVIN MURDOCK
Wide Receiver
First Team, 1980, 81



TONY MYRICK
Defensive Back
First Team, 1974



DOUG PARRIS
Defensive Back
Second Team, 1987



JACK PEAVY
Offensive Guard
First Team, 1985



CHARLES PICKETT
Defensive Tackle
First Team, 1976



GERRICK PIMIENTA
Linebacker
First Team 1986, 87, 88



EDDIE PHILLIPS
Center
First Team, 1978



MIKE QUINN
Punter
First Team, 1980



BILL RAGLE
Running Back
First Team, 1971



CALVIN RICHARDSON
Defensive Tackle
First Team, 1977



BRENT ROE
Tight End
First Team, 1987



VIRGIL SEAY
Wide Receiver
First Team, 1979



RAY SELLERS
Offensive Guard
First Team, 1971, 72




CARL SMITH
Wide Receiver
First Team, 1983



HARRIS SPENCER
Defensive Back
First Team, 1980



DAVID SUMMERALL
Defensive End
First Team, 1988



FREDDIE THOMAS
Safety
First Team, 1986, 87



TIM TUCKER
Linebacker
First Team, 1976, 77, 78
Defensive POY, 1978



WILLIE TULLIS
Quarterback
First Team, 1979, 80



MIKE TURK
Quarterback
First Team, 1985, 86, 87



SULLIVAN WALKER
Running Back
First Team, 1976, 77



SHERMAN WILKINSON
Defensive Back
First Team, 1979, 80



BART WILLIAMS
Center
First Team, 1984



GREG WRIGHT
Linebacker
First Team, 1971
Defensive POY, 1978



MATT ALLEN
Punter
Second Team, 2000
Hon. Mention, 1999



CHRIS ARCHIE
Defensive Back
Hon. Mention, 2000




TIM BETTS
Defensive End
First Team, 2000
Second Team, 1999



SHANE BLACK
Defensive Back
First Team, 1996



THAD BUTTONE
Fullback
First Team, 2000
Hon. Mention, 1998,99



JIM BYERLY
Offensive Line
Second Team, 1998



BLAKE CARRUTHERS
Offensive Line
First Team, 2000
Hon. Mention, 1999



DEMONTRAY CARTER
Running Back
Second Team, 2000



JONATHAN CARTER
Wide Receiver
First Team, 2000



SCOTT CHILDERS
Offensive Line
First Team, 1996



NICK COLBERT
Linebacker
First Team, 2000



MATT DAVIS
Offensive Line
Second Team, 1996
Hon. Mention, 1997



STAN DAVIS
Quarterback
Hon. Mention, 1996




GERRELL DEBARDELEBEN
Defensive Line
Hon. Mention, 1997



ERIC DIVENS
Tight End
Hon. Mention, 1997



AARON FIELDS
Defensive End
First Team, 1999



RYAN GRAHAM
Safety
Hon. Mention, 1996



ARRID GREGORY
Running Back
First Team, 1996



BRENT HARRISON
Right Guard
Hon. Mention, 2000




T.J. HEATHERLY
Safety
Hon. Mention, 1997



MATT HUERKAMP
Kicker
Second Team, 1996



CLIFFORD IVORY
Cornerback
First Team, 1997



JOE JACKSON
Running Back
Second Team, 1996
Hon. Mention, 1997



KERRY JENKINS
Offensive Line
First Team, 1996



PHILLIP JONES
Running Back
Second Team, 1998, 99



REGGIE LOWE
Defensive Line
First Team, 1997
Second Team, 1996



AL LUCAS
Defensive Line
First Team, 1998, 99



LENNY LUCAS
Tight End
Second Team, 1999
Hon. Mention, 1998



PRATT LYONS
Defensive End
First Team, 1996
Defensive POY, 1996



VERNON MARABLE
Left Guard
Second Team, 2000



BRENT MCALILEY
Offensive Line
Second Team
1999, 2000




ANTONIO MCCLAIN
Defensive Line
Hon. Mention, 1998



JIMMY MCCLAIN
Linebacker
Second Team
1999, 2000



ADRIAN MOORE
Tight End
Second Team, 2000




MOOKIE MOORE
Offensive Line
First Team, 1999




STACY MURRY
Defensive Line
First Team, 1996




BROCK NUTTER
Quarterback
First Team, 2000
Hon. Mention, 1999



DAVID PHILYAW
Defensive Back
Hon. Mention, 2000



MARENO PHILYAW
Wide Receiver
Second Team, 1999
Hon. Mention, 1998



ANTHONY RABB
Linebacker
First Team, 1998-99
Hon. Mention, 1997
Defensive POY, 1999




RAYSHUN REED
Cornerback
Hon. Mention, 2000



CLEVE ROBERTS
Offensive Line
First Team, 1997, 98




LEONARD SHAUGHNESSY
Offensive Line
Hon. Mention, 1998



DEMETRIC SHIPMAN
Defensive Back
First Team, 1996



ERIC SLOAN
Defensive Back
First Team, 1998, 99
Second Team (RS), 1999



WILLIE SMITH
Linebacker
First Team, 1996




MARCUS SPRIGGS
Defensive Line
First Team, 1997, 98



SHAWN STUCKEY
Linebacker
First Team, 1997
Hon. Mention, 1996



ANDY SWAFFORD
Return Specialist
Second Team, 1997



JULIUS TERRELL
Safety
Hon. Mention, 1998



CHARLES THOMAS
Offensive Line
First Team, 2000
Hon. Mention, 1999



ANTONIO THOMPSON
Safety
First Team, 1998
Hon. Mention, 1999




LAWRENCE TYNES
Kicker First Team, 2000
Second Team, 1999
Hon. Mention, 1998



DALE WATSON
Linebacker
Second Team, 1996



DAVERN WILLIAMS
Defensive Line
Hon. Mention, 2000



POP WILLIAMS
Wide Receiver
Hon. Mention, 1999



OSI UMENYIORA
Defensive End
Second Team, 2000



NAAZIR YAMINI
Linebacker
Hon. Mention, 2000



DERRICK ANSLEY
Safety
2003



DEMONTRAY CARTER
Running Back
2001



BRANDEN HALL
Defensive Tackle
2003



ADRIAN MOORE
Tight End
2003




THOMAS OLMSTED
Punter
2003



RAYSHUN REED
Cornerback
2001, 2003



OSI UMENYIORA
Defensive End
2002



DeMARCUS WARE
Defensive End
2002, 2003

ALL-SUN BELT (2004-PRESENT)



DERRICK ANSLEY
Defensive Back
First Team, 2004



DEWHITT BETTERSON
Running Back
First Team, 2004



JUNIOR LOUISSAINT
Offensive Line
First Team, 2004



DEMARCUS WARE
Defensive Line
First Team, 2004



BERNARD DAVIS
Linebacker
Second Team, 2004



ROBBIE FARMER
Linebacker
Second Team, 2004




JOHNNY FAULK
Defensive Back
Second Team, 2004



HENRY TELLIS
Offensive Line
Second Team, 2004



ERIC THOMAS
Defensive Line
Second Team, 2004



BERNARD DAVIS
Linebacker
First Team, 2005



JOHNNY FAULK
Defensive Back
First Team, 2005



LEODIS MCKELVIN
Return Specialist
First Team, 2005



GARY BANKS
All-Purpose
Second Team, 2005



TORRE LANKFORD
Defensive Line
Second Team, 2005



LEVERNE JOHNSON
Linebacker
Hon. Mention, 2005




THOMAS OLMSTED
Punter
Hon. Mention, 2005



GARY BANKS
Wide Receiver
First Team, 2006



BRANNON CONDREN
Defensive Back
First Team, 2006



OMAR HAUGABOOK
Quarterback
First Team, 2006



ZACH YENSER
Offensive Line
First Team, 2006



KIRBIE BODIFORD
Offensive Line
Second Team, 2006




FRANKLIN LLOYD
Defensive Line
Second Team, 2006



LEODIS MCKELVIN
Return Specialist
Second Team, 2006



KENNY CATTOUSE
Running Back
Hon. Mention, 2006



BORIS LEE
Linebacker
Hon. Mention, 2006



BORIS LEE
Linebacker
First Team, 2007



ELBERT MACK
Defensive Back
First Team, 2007



LEODIS MCKELVIN
Return Specialist
First Team, 2007



DION SMALL
Offensive Line
First Team, 2007



GREG WHIBBS
Kicker
First Team, 2007



GARY BANKS
Wide Receiver
Second Team, 2007



KENNY CATTOUSE
Running Back
Second Team, 2007



OMAR HAUGABOOK
Quarterback
Second Team, 2007



KENNY MAINOR
Defensive Line
Second Team, 2007



LEODIS MCKELVIN
Defensive Back
Second Team, 2007



SHAWN TODD
Defensive Line
Second Team, 2007



CHRIS JAMISON
Offensive Line
Hon. Mention, 2007



SHERROD MARTIN
Defensive Back
Hon. Mention, 2007



CHRIS JAMISON
Offensive Line
First Team, 2008



JERREL JERNIGAN
Wide Receiver
First Team, 2008



BRANDON LANG
Defensive Line
First Team, 2008



BORIS LEE
Linebacker
First Team, 2008



SHERROD MARTIN
Defensive Back
First Team, 2008



TERENCE MOORE
Defensive Back
First Team, 2008



CAMERON SHEFFIELD
Defensive Line
First Team, 2008



DION SMALL
Offensive Line
First Team, 2008



DION GALES
Defensive Line
Second Team, 2008



SAM GLUSMAN
Kicker
Second Team, 2008



DUJUAN HARRIS
Running Back
Second Team, 2008



TAVARES WILLIAMS
Defensive Back
Second Team, 2008



BEAR WOODS
Linebacker
Second Team, 2008



KENNARD BURTON
Wide Receiver
Hon. Mention, 2008



STEVE MCLENDON
Defensive Line
Hon. Mention, 2008



LEVI BROWN
Quarterback
First Team, 2009



TYLER CLARK
Offensive Line
First Team, 2009



DANNY FRANKS
Offensive Line
First Team, 2009



JERREL JERNIGAN
Wide Receiver
All-Purpose
First Team, 2009



BRANDON LANG
Defensive Line
First Team, 2009




BORIS LEE
Linebacker
First Team, 2009



BEAR WOODS
Linebacker
First Team, 2009



KEVIN DIXON
Defensive Line
Second Team, 2009




COURTLAND FULLER
Defensive Back
Second Team, 2009



JERREL JERNIGAN
Return Specialist
Second Team, 2009



CAMERON SHEFFIELD
Defensive Line
Second Team, 2009



BRYAN WILLIS
Defensive Back
Second Team, 2009



TEBIARUS GILL
Wide Receiver
Hon. Mention, 2009



WILL GOGGANS
Punter
Hon. Mention, 2009



TYLER CLARK
Offensive Line
First Team, 2010



JERREL JERNIGAN
Wide Receiver
All-Purpose
First Team, 2010



JONATHAN MASSAQUOI
Defensive Line
First Team, 2010




MARIO ADDISON
Defensive Line
Second Team, 2010



JAMES BROWN
Offensive Line
Second Team, 2010




JERREL JERNIGAN
Return Specialist
Second Team, 2010



COREY ROBINSON
Quarterback
Second Team, 2010



WILL GOGGANS
Punter
Hon. Mention, 2010



MICHAEL TAYLOR
Kicker
Hon. Mention, 2010



JAMES BROWN
Offensive Line
First Team, 2011



JONATHAN MASSAQUOI
Defensive Line
First Team, 2011



BRYNDEN TRAWICK
Defensive Back
Second Team, 2011



ERIC THOMAS
Wide Receiver
Second Team, 2011



KANORRIS DAVIS
Linebacker
Hon. Mention, 2011




TONY DAVIS
Defensive Line
Hon. Mention, 2011



CHIP REEVES
Wide Receiver
First Team, 2012



BRYNDEN TRAWICK
Defensive Back
First Team, 2012



KYLE WILBORN
Offensive Line
First Team, 2012




DEON ANTHONY
All-Purpose
Second Team, 2012




KANORRIS DAVIS
Linebacker
Second Team, 2012



TONY DAVIS
Defensive Line
Second Team, 2012



SHAWN SOUTHWARD
Running Back
Second Team, 2012



COREY ROBINSON
Quarterback
Hon. Mention, 2012




ERIC THOMAS
Wide Receiver
Hon. Mention, 2012



CAMREN HUDSON
Safety
First Team, 2013



TERRENCE JONES
Offensive Line
First Team, 2013



COREY ROBINSON
Quarterback
First Team, 2013



ERIC THOMAS
Wide Receiver
First Team, 2013



ANTONIO GILLESPIE
Defensive Line
Second Team, 2013



EVAN MCKISSACK
Offensive Line
Second Team, 2013



TYLER ROBERTS
Defensive Line
Second Team, 2013



WILL SCOTT
Kicker
Second Team, 2013




WILL SCOTT
Punter
Second Team, 2013



JORDAN CHUNN
Running Back
Hon. Mention, 2013



BRYAN HOLMES
Wide Receiver
Hon. Mention, 2013



MONTRES KITCHENS
Defensive Back
First Team, 2014




CHANDLER WORTHY
Return Specialist
First Team, 2014




TERRENCE JONES
Offensive Line
Second Team, 2014



CHANDLER WORTHY
All Purpose
Second Team, 2014



BRANDON SILVERS
Quarterback
Newcomer Team, 2014




DALTON BENNETT
Offensive Line
Hon. Mention, 2014



BRANDON BURKS
Running Back
Hon. Mention, 2014



BRYAN HOLMES
Wide Receiver
Hon. Mention, 2014




TYLER ROBERTS
Defensive Line
Hon. Mention, 2014



TYLER ROBERTS
Defensive Line
First Team, 2015




TEDDY RUBEN
Wide Receiver
Second Team, 2015



DALTON BENNETT
Offensive Line
Second Team, 2015



MONTRES KITCHENS
Defensive Back
Second Team, 2015



TEDDY RUBEN
Return Specialist
Second Team, 2015



TEDDY RUBEN
All-Purpose
Second Team, 2015




WILLIAM LLOYD
Linebacker
Newcomer Team, 2015




BRANDON BURKS
Running Back
Hon. Mention, 2015



RASHAD DILLARD
Defensive Line
Hon. Mention, 2015



ANTONIO GARCIA
Offensive Line
Hon. Mention, 2015



BRANDON SILVERS
Quarterback
Hon. Mention, 2015



LARRY BLAKENEY
SUN BELT COACH OF THE YEAR
2008 & 2009



DeMARCUS WARE
DEFENSIVE PLAYER OF THE YEAR - 2004

- 19.0 Tackles for Loss
- 10.5 Sacks
- 53 Tackles
- 29 Quarterback Hurries
- 4 Forced Fumbles



LEVI BROWN
NEWCOMER OF THE YEAR - 2008

- 2,030 Yards Passing
- 15 Passing TDs & Just 3 Interceptions
- 61.7 Completion Percentage
- 204.7 Yards of Total Offense Per Game



OMAR HAUGABOOK
PLAYER OF THE YEAR - 2006
OFFENSIVE PLAYER OF THE YEAR - 2006
NEWCOMER OF THE YEAR - 2006

- 2,401 Yards Passing & 313 Yards Rushing
- 21 Passing TDs & 5 Rushing TDs
- 208.8 Yards of Total Offense Per Game



LEVI BROWN
PLAYER OF THE YEAR - 2009
OFFENSIVE PLAYER OF THE YEAR - 2009

- 4,254 Yards Passing
- 23 Passing TDs & Just 9 Interceptions
- 63.7 Completion Percentage
- 327.8 Yards of Total Offense Per Game



OMAR HAUGABOOK
OFFENSIVE PLAYER OF THE YEAR - 2007

- 2,975 Yards Passing & 617 Yards Rushing
- 18 Passing TDs & 11 Rushing TDs
- 299.3 Yards of Total Offense Per Game



SHAWN SOUTHWARD
FRESHMAN OF THE YEAR - 2009

- 602 Rushing Yards
- 12 Rushing Touchdowns
- 5.5 Yards Per Carry
- 123 Receiving Yards



CHRIS BRADWELL
NEWCOMER OF THE YEAR - 2007

- 8.0 Tackles for Loss
- 4.0 Sacks
- 36 Tackles
- 1 Forced Fumble
- 2 Fumble Recoveries



COREY ROBINSON
FRESHMAN OF THE YEAR - 2010

- 3,726 Yards Passing
- 28 Passing TDs
- 63.6 Completion Percentage
- 286.6 Passing Yards Per Game



AL LUCAS

BUCK BUCHANAN AWARD

1999 WINNER

This award is given yearly to the top defensive player in the nation at the NCAA Division I-AA level. The award was named after former Grambling State defensive lineman Buck Buchanan, who went on to a stellar career with the Kansas City Chiefs.

Two-time All-American defensive tackle Al Lucas claimed the award after the 1999 season. That year, he led the Trojans with an 11-2 record and a berth in the Division I-AA quarterfinals. He finished with 126 tackles, which ranked second on the team and recorded 20 tackles for loss during the season.

NICK COLBERT

2000 SCHOLAR-ATHLETE AWARD

Nick Colbert was named a 2000 College Football Scholar-Athlete by the National Football Foundation and College Hall of Fame. He was one of 16 award recipients named in 2000 for the award which represents college football's finest student-athletes from all divisions.

Colbert graduated from Troy in May 2001 with his degree in Biology, and finished with a grade point average better than 3.7. He was an annual member on the school's Provost and Chancellor Lists for academic excellence.

Since 1959, when the first class was selected, 586 scholar-athletes have been awarded the honor based on superior academic performance, outstanding football ability, strong leadership and citizenship. Each scholar-athlete is awarded an \$18,000 postgraduate scholarship and honored at an annual dinner for the award. Including Colbert, there have only been eight winners from the state of Alabama, with the last being in 1991 before Colbert's honor.





LEODIS McKELVIN

2007 ALL-AMERICAN
RIVALS, SPORTING NEWS, PRO WEEKLY

ONLY FBS ALL-AMERICAN IN SCHOOL HISTORY

Troy'sLeodis McKelvin became Troy's first Football Bowl Sub-division All-American in 2007 when he named to the Rivals.com All-America Team, The Sporting News All-America First Team and the Pro Football Weekly All-American First Team.

McKelvin, a native of Waycross, Ga., was the only player in the nation to return three punts for touchdowns in 2007. He ranked third in the nation with an average of 18.3 yards per return; that included a 74-yard touchdown against Oklahoma State, an 84-yard score against FIU and a 52-yard touchdown against North Texas.

He also led the Trojans in all-purpose yardage with 1,192 despite not having taken an offensive snap all season. He had 436 yards on 25 punt returns and 765 more yards on 33 kick-offs, recording an impressive 23.2 kickoff return average.

McKelvin also finished his Trojan career with seven career combined punt and kickoff returns for touchdowns, one shy of the all-time NCAA record.

An outstanding cover corner, as well, McKelvin recorded 60 total tackles during the season, 52 solo, added two interceptions, 11 pass break-ups and three forced fumbles and excelled against top competition in the Trojans' biggest games such as Oklahoma State, Georgia, Arkansas and Florida.

McKelvin was also one of seven Trojans named to the Rivals.com All-Sun Belt team for 2007. He was joined on the team by quarterback Omar Haugabook, offensive lineman Dion Small, defensive tackle Chris Bradwell, linebacker Boris Lee, defensive back Elbert Mack and kicker Greg Whibbs.

The Buffalo Bills selected him with the 11th overall pick of the 2008 NFL Draft. McKelvin did not disappoint in his rookie season as was an All-Pro selection.



A-A-A-A-A-A-A

Abare, Kim (WR - Forsythe, Ga. - 1968)
 Abney, Donald (DB - Monroeville, Ala. - 1980-82)
 Adams, Arthur (DB - Lithonia, Ga. - 2001-04)
 Adams, Bo (QB - Lilburn, Ga. - 1990-91)
 Adams, Hunter (LB - Eclectic, Ala. - 2002)
 Adams, John (OL - Opp, Ala. - 1975-79)
 Adams, Lomax (WR - Columbus, Ga. - 1952)
 Adams, Mark (LB - Huntsville, Ala. - 1979)
 Adams, Rod (S - Oakland, Calif. - 2014)
 Adams, Rusty (K - Brantley, Ala. - 1979-80)
 Adams, Steven (OL - Bruce, Fla. - 2007-09)
 Addison, Mario (DE - Birmingham, Ala. - 2009-10)
 Adkinson, Pat (FB - Samson, Ala. - 1956-59)
 Agne, Jeff (DL - Jacksonville, Fla. - 1978-81)
 Agnew, Reggie (LB - Fayette, Ala. - 1993-94)
 Albert, Justin (RB - Prattville, Ala. - 2011-12)
 Alford, Freddy (QB - Bainbridge, Ga. - 1957)
 Alford, Max (WR - Ocilla, Ga. - 1956)
 Allen, Danny (DL - Altamonte Springs, Fla. - 1979)
 Allen, Josh (WR - Tifton, Ga. - 2005-07)
 Allen, Matt (P - Montgomery, Ala. - 1997-2000)
 Alvis, Ken (DB - Demopolis, Ala. - 1995)
 Amerson, Andrew (WR - San Diego, Calif. - 2002)
 Amos, Mike (OL/DL - Troy, Ala. - 1965)
 Anderson, Chris (RB - Ft. Lauderdale, Fla. - 2010-11)
 Anderson, Dennis (DL - Deland, Fla. - 1971-73)
 Anderson, Garrett (TE - Floral, Ala. - 2002)
 Anderson, Jimmie (DB - Round Rock, Texas- 2010-11)
 Anderson, Josh (RB - Douglasville, Ga. - 2014-15)
 Anderson, Larry (OL/DL - Jacksonville, Fla. - 1964)
 Anderson, Matt (TE - Marietta, Ga. - 1995-96)
 Anderson, Mike (DB - Prattville, Ala. - 1978-81)
 Anderson, Rod (OL - Mobile, Ala. - 1980,82)
 Anderson, Walter (DL - Deland, Fla. - 1971)
 Andrews, Mike (DB - Ocala, Fla. - 1973-74)
 Anglin, Mark (WR - Ft. Walton Beach, Fla. - 1977)
 Ansley, Derrick (DB - Tallassee, Ala. - 2000-04)
 Anthony, Deon (QB - New Iberia, La. - 2012-13)
 Anthony, John (RB - Floral, Ala. - 1978-81)
 Aplin, Charles (RB/DB - Floral, Ala. - 1960-63)
 Archie, Chris (DB - Milton, Fla. - 1997-2000)
 Armbruster, Matt (OL - Talladega, Ala. - 1998-99)
 Armstrong, Karl (LB - Montgomery, Ala. - 1975-77)
 Armstrong, Mike (LB - Montgomery, Ala. - 1994)
 Armstrong, Rob (DL - Graceville, Fla. - 1990)
 Arnold, Donnie (DB - Thomasville, Ala. - 1980-83)
 Arnold, Jimmie (OL - Belle Glade, Fla. - 2009-13)
 Arrington, Wayne (DL - Thomasville, Ga. - 1980)
 Arukwe, Stanley (WR - Tracy, Calif. - 2011)
 Athey, Dan (WR - Burkville, Ala. - 1952-53)
 Athey, Scott (OL/DL - Burkville, Ala. - 1952)
 Aultman, Marion (OL/DL - Panama City, Fla. - 1951)
 Austin, Buddy (RB - Troy, Ala. - 1981)
 Austin, Rob (TE - Ft. Payne, Ala. - 2002,04-06)
 Autrey, Mark (DL - Greenville, Ala. - 1976-77)
 Avinger, Kenneth (OL/DL - Opp, Ala. - 1948)
 Awtrey, Jack (RB/DB - Manchester, Ga. - 1959)

B-B-B-B-B-B-B

Babb, Ryan (FB - Phenix City, Ala. - 2004-06)
 Bacon, Dominique (DL - St. Petersburg, Fla. - 2003)
 Bailey, Antonio (WR - Columbus, Ga. - 2009)
 Baker, Ben (RB/DB - Louisville, Ala. - 1958, 62-64)
 Baker, Joel (OL - Owens Crossroads, Ala. -1971- 72)
 Baldwin, Ted (WR - Americus, Ga. - 1956)
 Ball, Eric (OL - Cocoa, Fla. - 1975-77)
 Banister, Mark (WR - College Park, Ga. - 1979)

Banks, Gary (WR - Melvin, Ala. - 2004-07)
 Banks, Steve (QB - Prattville, Ala. - 1973-76)
 Banks, Willie (LB - Dothan, Ala. - 1987-90)
 Bankston, Morris (LB - Ozark, Ala. - 1985-88)
 Barber, Cecil (RB/DB - Brinson, Ga. - 1967-69)
 Bardon, Jim (OL/DL - Tuscaloosa, Ala. - 1965)
 Barefield, Keith (FB - Eufaula, Ala. - 1974)
 Barker, Melvin (LB - Tallassee, Ala. - 1971)
 Barker, Steve (RB - Birmingham, Ala. - 1975)
 Barkley, Jamie (QB - Burkville, Ala. - 1977)
 Barnes, Kenneth (RB/DB - Mableton, Ga. - 1964)
 Barnes, Randy (QB - Bonifay, Fla. - 1987-88)
 Barnes, Tim (WR - Winfield, Ala. - 1983-84)
 Barnett, Chris (OL - Troy, Ala. - 1980)
 Barrett, Bobby (DB - Auburn, Ala. - 1982-84)
 Barrow, Jim (WR/LB - Brewton, Ala. - 1963-66)
 Bassett, Carlos (OL/DL - Roanoke, Ala. - 1948)
 Bassett, Richard (FB - Troy, Ala. - 1972-74)
 Bassett, Wally (WR - Byron, Ga. - 1962-64)
 Bast, Karl (DL - Daleville, Ala. - 1971)
 Bates, Gordon (OL/DL - LaGrange, Ga. - 1961)
 Bates, Robert (FB/OL/DL - Rome, Ga. - 1962-63)
 Batie, James (WR - Columbus, Ga. - 1971)
 Batson, Terry (DL - Blountstown, Fla. - 1984-85)
 Bean, Erhell (WR - Clanton, Ala. - 1948)
 Beane, Billy (RB/DB - Sylacauga, Ala. - 1951-52)
 Bearden, Hansell (QB - Cairo, Ga. - 2001-03)
 Beavers, Jim (RB/DB - Tallassee, Ala. - 1948)
 Beck, Ersell (RB/DB - Sweetwater, Ala. - 1951)
 Beckwith, Marquell (RB - Montgomery, Ala. - 2014)
 Bennett, Dalton (OL - Marianna, Ala. - 2012-15)
 Bensinger, Dick (WR - Birmingham, Ala. - 1969-71)
 Bensinger, James (OL - Birmingham, Ala. - 1968)
 Bentley, Jarvis (WR - Columbus, Ga. - 2014-15)
 Benton, Rick (OL - Ellenwood, Ga. - 1975)
 Berry, Ronald (RB - Marbury, Ala. - 1972)
 Bessant, Brach (LB - Lake City, Fla. - 2011-12)
 Best, Karl (DB - Daleville, Ala. - 1970,71)
 Betterson, DeWhitt (RB - Starke, Fla. - 2001-04)
 Betts, Ira (WR - Montgomery, Ala. - 1958)
 Betts, Tim (DL - Pensacola, Fla. - 1997-00)
 Beverly, Jerry (RB - Troy, Ala. - 1981-83)
 Beverly, Shaq (DB/LB, Jacksonville, Fla. - 2012-14)
 Biddle, Alan (LB - Valley Head, Ala. - 1979-81)
 Bilbray, Maris (K - Winter Haven, Fla. - 1980)
 Billew, Dale (OL/DL - Lawrenceville, Ga. - 1967)
 Birmingham, John (RB - Alexander City, Ala. - 2008-09)
 Bivens, Isaac (WR - Pelham, Ala. - 2009)
 Bjorgan, Jon (OL - Panama City, Fla. - 1982-85)
 Blair, Curtis (1972)
 Black, Lance (WR - Mt. Airy, Ga. - 1997,99-2000)
 Black, LeBarron (RB - Springfield, Fla. - 1999-02)
 Black, Shane (DB - Clarksville, Ga. - 1993-96)
 Blackmon, Ben (QB - Montgomery, Ala. - 1998-99)
 Blackmon, Ray (OL/LB - Rehobeth, Ala. - 1984-87)
 Blackwell, Gary (LB - Opp, Ala. - 1985-88)
 Blanton, Chris (RB - Covington, Ga. - 2009-10)
 Bledsoe, Mike (OL/DL - Cantonment, Fla. - 1964-65)
 Blevins, Tommy (TE - Florence, Ala. - 2012-15)
 Blow, Daryl (NG - Lakeland, Fla. - 1985-88)
 Boan, Donald (WR - Bay Minette, Ala. - 1956)
 Bodiford, Kirbie (OL - Montgomery, Ala. - 2003-06)
 Bohannon, Larry (RB/DB/QB - Trion, Ga. 1951,53)
 Boles, John (RB/DB - Shorter, Ala. - 1951)
 Bolton, Bob (WR - Sylacauga, Ala. - 1956-57)
 Bonner, Britton (FB - Foley, Ala. - 1992-94)
 Bonner, Jerry (WR - Robertsedale, Ala. - 1962)
 Booher, Monte (DL - Milton, Fla. - 1979)
 Booker, Chris (OL - Evergreen, Ala. - 1975)
 Booth, Roy (WR - Columbus, Ga. - 1957)
 Boring, Johnathan (OL - Lexington, S.C. - 2013-15)

Bostian, Donnie (OL - Warner, Ga. - 2002-04)
 Boteler, Drew (K - Florence, Miss. - 2001)
 Boudreaux, Brandon (DE - Auburn, Ala. - 2008-11)
 Bowden, Mike (QB - Lakeland, Fla. - 1979)
 Bowen, Eric (OL/DL - Highland Home, Ala. - 1965)
 Bowen, Jimmy (OL - Eastman, Ga. - 1977)
 Bowens, Chris (DB - Columbus, Ga. - 2006-09)
 Bowers, Edward (WR - Montgomery, Ala. - 1951)
 Bowie, Dwight (DB - Pell City, Ala. - 1977)
 Boyd, Bo (OL - Elba, Ala. - 1996-98)
 Boyd, Breylan (DB - Covington, Ga. - 2009)
 Boyd, Tom (RB/DB - Autaugaville, Ala. - 1956)
 Boyd, Travis (WR - Lacey's Spring, Ala. - 2007-09)
 Boyd, Vinston (RB - Lanett, Ala. - 1972-75)
 Boyer, Stephen (OL - Ft. Pierce, Fla. - 1996)
 Boyles, Steve (LB - Ocala, Fla. - 1975-76)
 Boylston, Rob (LB - Tucker, Ga. - 1980)
 Bozeman, Ted (QB - Lowndesboro, Ala. - 1956)
 Bozeman, Travis (DB - Wetumpka, Ala. - 1999-00)
 Brackin, Richard (TE - Ozark, Ala. - 1984-85)
 Bradberry, Joe (OL/DL - Brewton, Ala. - 1962)
 Bradley, Robert (LB/DB - Brandon, Fla. - 1982-85)
 Bradshaw, Gary (DL - Elba, Ala. - 1980-83)
 Bradwell, Chris (DL - Jacksonville, Fla. - 2007)
 Brady, Daniel (WR - Prattville, Ala. - 1992-95)
 Brand, Eddie (OL/DL - Enterprise, Ala. - 1966)
 Brannon, Gene (QB - Hahira, Ga. - 1958)
 Brantley, James (OL - Dublin, Ga. - 1978)
 Brantley, Wade (DL - Augusta, Ga. - 1971-72)
 Bray, Justin (DB/WR - LaGrange, Ga. - 2006-09)
 Brazzell, Phillip (QB - Dothan, Ala. - 1976-77)
 Brentnell, Mike (DB - St. Petersburg, Fla. - 1980)
 Brewer, David (LB - Montgomery, Ala. - 1973-74)
 Brewer, Tommy (QB - Lanett, Ala. - 1964-66)
 Brewster, Mike (LB - Gadsden, Ala. - 1982-85)
 Brewster, Mitch (DL - Gadsden, Ala. - 1982-83)
 Bridewell, David (OL/DL - McCalla, Ala. - 1951)
 Bridges, James (WR - Coy, Ala. - 1964-65)
 Bright, Emmett (DB - Lawtey, Fla. - 1979-80)
 Brinsfield, Paul (OL/DL - Atlanta, Ga. - 1966-69)
 Brnum, Frank (WR - Columbus, Ga. - 1956)
 Broadhurst, Blake (WR - Viera, Fla. - 2002-05)
 Brooks, Brandon (WR - Jacksonville, Fla. - 2013-14)
 Brooks, Bruce (DL - Sylacauga, Ala. - 1972-75)
 Brooks, Cedrick (DB - West Point, Ga. - 1991-94)
 Brooks, Justin (RB - Dothan, Ala. - 2006)
 Brooks, Kerry (CB - Smith Station, Ala. - 1987)
 Brooks, Lee (1991)
 Brooks, Leo (OL/DL - Bainbridge, Ga. - 1956-58)
 Brooks, Preston (1986)
 Brooks, Richard (OL - Griffin, Ga. - 1968)
 Brown, Bill (RB/DB - Headland, Ala. - 1960)
 Brown, Blace (WR - Canton, Ga. - 2014)
 Brown, Daniel (WR - Belle Glade, Fla. - 1997-98)
 Brown, Doug (QB/RB - Billingsley, Ala. - 1981-84)
 Brown, Eddie (WR - Birmingham, Ala. - 1971)
 Brown, James (OL - Magnolia, Miss. - 2009-11)
 Brown, Jimmy (DL - Live Oak, Fla. - 1987-90)
 Brown, Larry (DE - Cairo, Ga. - 2002-05)
 Brown, Letrell (WR - Orlando, Fla. - 1995-98)
 Brown, Levi (QB - Mt. Juliet, Tenn. - 2008-09)
 Brown, Marion (WR - Tuskegee, Ala. - 1978-80)
 Brown, Phyl (DB - Live Oak, Fla. - 1986-89)
 Brown, Tony (1980)
 Brownell, Josh (RB - Geneva, Ala. - 2006)
 Browner, Brian (DL - Cornelia, Ga. - 1992,93)
 Bruce, James (QB/FB - Andalusia, Ala. - 1960,61)
 Bruce, Jason (WR - Natchez, Miss. - 2009-10)
 Brundidge, Eddie (RB - Dozier, Ala. - 1983-86)
 Brunson, Don (FB - Elba, Ala. - 1956)
 Brunson, Matt (DL - Baker, Fla. - 1988-91)

Bryan, Brannon (LB - Andalusia, Ala. - 2009-12)
 Bryan, Eddie (OL/DL - Elba, Ala. - 1967-68)
 Bryan, Tim (OL - Brantley, Ala. - 1978-81)
 Bryant, T.J. (DB - Tallahassee, Fla. - 2012)
 Buckman, Ricky (RB - Jacksonville, Fla. - 1971-72)
 Burgess, Rick (1983)
 Burgess, Rodney (DB - Opelika, Ala. - 1973)
 Burks, Brandon (RB - Daleville, Ala. - 2012-15)
 Burk, Kenny (TE - Flomaton, Ala. - 1980-82)
 Burke, Jack (OL/DL - Augusta, Ga. - 1948)
 Burleson, Rex (QB - Montgomery, Ala. - 1963)
 Burnham, Josh (CB - Columbus, Ga. - 2013-15)
 Burroughs, Ron (OL/DL - Savannah, Ga. - 1961-64)
 Burrows, John (OL/DL - St. Cloud, Fla. - 1963)
 Burt, Ty (LB - Prattville, Ala. - 2012)
 Burton, Kennard (WR - Pahokee, Fla. - 2007-08)
 Bush, Charles (LB - Blakely, Ga. - 1989-92)
 Butterworth, Robert (FB - Talladega, Ala. - 1969-70)
 Buttone, Thad (FB - Atlanta, Ga. - 1997-2000)
 Butts, Johnny (RB - Columbiana, Ala. - 1984-86)
 Byerly, Jim (OL - Apopka, Fla. - 1995-98)
 Bynum, Derek (QB - Enterprise, Ala. - 1999-2001)
 Byrd, Sim (QB - Montgomery, Ala. - 1966-68)
 Byrd, Vinston (RB - Lanett, Ala. - 1974)

C-C-C-C-C-C-C-C

Cain, David (DL - Jacksonville, Ala. - 2006)
 Cain, Demetrius (S - Hazlehurst, Miss. - 2015)
 Caldwell, Jim (OL - Bay Minette, Ala. - 1969-70)
 Caldwell, Johnny (RB/DB - Thomaston, Ala. - 1966)
 Caldwell, Mike (FB - Swainsboro, Ga. - 1967)
 Calhoun, Larry (RB/DB - Colquitt, Ga. - 1952-53)
 Calloway, Marcus (DL - Prattville, Ala. - 1968-71)
 Calloway, Seth (DT - Ariton, Ala. - 2014-15)
 Calvert, Jerome (WR - Atlanta, Ga. - 1994)
 Calvert, Murly (FB - Fairhope, Ala. - 1964)
 Calvin, Jorrick (DB - Baton Rouge, La. - 2008)
 Campbell, Don (OL/DL - Bradenton, Fla. - 1965)
 Campbell, Jimmy (OL - Dadeville, Ala. - 1974-77)
 Campbell, Steve (C - Cantonment, Fla. - 1986-87)
 Canton, Eli (LB - Hernando, Miss. - 2012-13)
 Capers, David (DL - Columbus, Ga. - 1980-82)
 Caraway, Bo (K - Florida, Ala. - 1974)
 Carbine, Caleb (OL - Florence, Ala. - 2012-14)
 Carlton, Chase (DE - Fairhope, Ala. - 2003)
 Carlton, Marvin (RB/DB - Tallassee, Ala. - 1948)
 Carmichael, Buster (DL - Enterprise, Ala. - 1976)
 Carroll, Billy (OL - Atlanta, Ga. - 1971)
 Carroll, Breck (DL - Alabaster, Ala. - 1991-94)
 Carruthers, Blake (OL - Norman Park, Ga. - 1997-00)
 Carroll, Rhoderick (RB - Prattville, Ala. - 2005)
 Carswell, Harold (LB - Hollywood, Fla. - 1984-86)
 Carter, Demontray (RB - Pensacola, Fla. - 2000-01)
 Carter, Jonathan (WR - Lineville, Ala. - 1999-00)
 Carter, Robert (RB - Highland Home, Ala. - 1985-88)
 Carter, Sean (DB - Greenville, Ala. - 1984-85)
 Cassady, Randle (OL - Florida, Ala. - 1969-70)
 Cates, Brandon (1992)
 Cattouse, Kenny (RB - Keyport, N.J. - 2004-07)
 Causey, Ed (OL/DL - Montgomery, Ala. - 1948)
 Causey, Leroy (OL/DL - Eufaula, Ala. - 1951)
 Cavender, Mike (RB/DB - Newnan, Ga. - 1963-65)
 Caviness, Bobby (OL - Gardendale, Ala. - 1982)
 Cayton, Paul (OL/DL - Prattville, Ala. - 1948)
 Centrangelo, Anthony (K - Port Charlotte, Fla. - 2009)
 Chalkley, Henry (WR - Phenix City, Ala. - 1971)
 Chambess, Phillip (OL/DL - Columbus, Ga. - 1966)
 Chambliss, Will (OL - Catula, Ga. - 2006-08)
 Chandler, Jonathan (QB/WR - Opelika, Ala. - 2006,08-10)
 Chaney, Wardell (RB - Mobile, Ala. - 1993-94)

Chapman, John (RB/DB - Sparta, Ga. - 1965)
 Chapman, Linnall (DL - Enterprise, Ala. - 1981)
 Cherry, Patrick (WR - Live Oak, Ala. - 2006-09)
 Chesser, R.K. (RB/DB - Montgomery, Ala. - 1948)
 Chesteen, Larry (OL - Dunnellon, Fla. - 1987-89)
 Childers, Max (OL/DL - Jay, Fla. - 1958)
 Childers, Scott (OL - Pace, Fla. - 1993-96)
 Childress, Mark (DB - New Orleans, La. - 1983)
 Childs, Bobby (WR - Greenville, Ala. - 1948)
 Chipman, Mark (DT - Arcadia, Fla. - 1986-87)
 Chitty, B.J. (WR - Dothan, Ala. - 2011-14)
 Choat, Clyde (DL - Pensacola, Fla. - 1971)
 Christensen, Carey (QB - Foley, Ala. - 1983-84)
 Christian, Lamar (OL/DL - Atlanta, Ga. - 1967-68)
 Chubb, Henry (DB - Waycross, Ga. - 2005-06)
 Chunn, Jordan (RB - Gurley, Ala. - 2013-15)
 Chuvalo, Mitch (LB - Toronto, Canada - 1979)
 Clanton, Al (RB/DB - Europa, Miss. - 1960-61)
 Clanton, Jim (WR - Oneonta, Ala. - 1990-91)
 Clark, Antwoine (DL - Tampa, Fla. - 1991-93)
 Clark, John (DL - Oxford, Miss. - 2010-11, 13)
 Clark, Kenny (DL - Montgomery, Ala. - 1979)
 Clark, Mike (LB - Jacksonville, Fla. - 1969-71)
 Clark, Ronnie (K - Montgomery, Ala. - 1980)
 Clark, Thomas (DB - Birmingham, Ala. - 1981-84)
 Clark, Tyler (OL - Maylene, Ala. - 2007-10)
 Clem, Ted (K - Georgiana, Ala. - 1984-87)
 Cline, Joe (OL/DL - Pensacola, Fla. - 1965)
 Clipson, Herbert (OL/DL - Marianna, Fla. - 1948)
 Cobb, David (OL - Montgomery, Ala. - 1971-72)
 Cobb, Norman (RB/DB - Columbus, Ga. - 1956-58)
 Cochran, Eldorado (RB - Toccoa, Ga. - 1991-92)
 Coe, Clint (DB - Edmond, Okla. - 2004)
 Coker, George (OL - Monroeville, Ala. - 1988-91)
 Coker, Jackie (WR/OL - Columbus, Ga. - 1957-58)
 Coker, Madison (TE - Mt. Willing, Ala. - 1992-94)
 Colbert, Nick (LB - Enterprise, Ala. - 1997-2000)
 Colclough-Gray, Jamel (DB - Orlando, Fla. - 2009)
 Cole, Hugh (OL - Sylacauga, Ala. - 1966-69)
 Cole, Robert (WR - Troy, Ala. - 1965)
 Coleman, Bob (WR - Manchester, Ga. - 1956)
 Coleman, Damien (DB - Swainsboro, Ga. - 2001-02)
 Coleman, Eddie (RB - Thomasville, Ga. - 1990-92)
 Coleman, Maurice (DT - Eufaula, Ala. - 2005,07-08)
 Coleman, Michael (DB - Atmore, Ala. - 1984-85)
 Coleman, Steven (RB - Brundidge, Ala. - 1992-94)
 Coleman-Dancer, Wayland (LB - Cleveland, Miss. - 2013-14)
 Coley, Trey (OL - Montgomery, Ala. - 1988-89)
 Collins, Bill (TE - Leeds, Ala. - 1978-79)
 Collins, Fran (OL/DL - Geneva, Ala. - 1967-68)
 Collins, Gerald (QB - Columbus, Ga. - 1973-76)
 Collins, Scott (LB - Lake City, Fla. - 1990-92)
 Collins, Willie (DL - Troy, Ala. - 1982-84)
 Collinsworth, Jason (OL - Pace, Fla. - 1995-98)
 Colquitt, Calvin (WR - Atlanta, Ga. - 2000-01)
 Comer, Ed (RB/DB - Selma, Ala. - 1959)
 Condren, Brannon (DB - Pensacola, Fla. - 2003-06)
 Conley, Lee (OL/DL - Bartow, Fla. - 1956-57)
 Conner, Wink (OL/DL - Montgomery, Ala. - 1960)
 Cook, Jim (OL - Birmingham, Ala. - 1969-71)
 Cook, John (OL - Dothan, Ala. - 1980)
 Cooksey, Robert (QB - East Point, Ala. - 1975)
 Coombs, Dennis (OL/DL - Sarasota, Fla. - 1961)
 Cooper, David (DB/P - West Point, Ga. - 1967-69)
 Cooper, Greg (DB - Lithonia, Ga. - 1975)
 Cooper, Mike (LB - Red Level, Ala. - 1975)
 Cooper, Mitchell (LB - Coldwater, Miss. - 1989-90)
 Cooper, Sidney (FB - Smiths Station, Ala. - 1971)
 Cooper, Turner (OL - Mobile, Ala. - 1979-80)
 Cordrey, Duffy (DL - Haleyville, Ala. - 1987-89)
 Core, Thad (TE - Auburn, Ala. - 1992-94)

Corley, Buck (FB - Troy, Ala. - 1965)
 Corley, Glenn (1983)
 Corley, Sidell (DL - Mobile, Ala. - 2009-10)
 Cosper, Chris (OL - Opelika, Ala. - 1984-87)
 Cotton, Jeff (RB/DB - Arlington, Ga. - 1966-68)
 Coullias, Steve (OL - Alachua, Fla. - 1981-84)
 Courtney, Leslie (WR - Robertsedale, Ala. - 1957)
 Covington, William (WR - Brady, Texas - 1991-92)
 Cowart, Johnny (DB - Jacksonville, Fla. - 1969-72)
 Cox, Charles (RB/DB - Clanton, Ala. - 1948)
 Cox, Chris (FB - Melbourne, Fla. - 1999-2003)
 Cox, Glen (OL/DL - Arab, Ala. - 1948)
 Cox, Kevin (DB - Mobile, Ala. - 1994-97)
 Cox, Kyle (OL - Cypress, Texas - 1990-91)
 Cox, Robert (RB/DB - Slocumb, Ala. - 1960-61)
 Cox, Rufus (WR - Gadsden, Ala. - 1982-84)
 Craik, Kenny (DL - Montgomery, Ala. - 1977-80)
 Crane, Doug (P - Moss Point, Miss. - 1982-84)
 Crawford, Roy (OL - Burkville, Ala. - 1969-70)
 Cray, James Earl (WR - Hazlehurst, Ga. - 2004-05)
 Creech, Jacob (OL - Boaz, Ala. - 2009-11)
 Crenshaw, Steve (LB - Albany, Ga. - 1970-71,73)
 Crew, Mickey (RB/DB - Columbiana, Ala. - 1965)
 Crook, Jason (OL - Memphis, Tenn. - 1991-94)
 Crosby, Bennie (WR - Foley, Ala. - 1963-64)
 Crosby, Donnie (TE - Millbrook, Ala. - 2009-10)
 Crowder, Wayne (OL/DL - Lanett, Ala. - 1965)
 Crowe, Jerome (WR - Childersburg, Ala. - 1974-77)
 Crowe, Steve (OL/DL - Alexander City, Ala. - 1967-68)
 Crozier, Barney (OL/DL - Byronville, Ga. - 1965)
 Crumitite, Deontae (OL - Lake City, Fla. - 2015)
 Cruse, Fred (RB/DB - Birmingham, Ala. - 1951-52)
 Crutchfield, Don (1972)
 Culbertson, Mike (TE - Milledgeville, Ga. - 1971-74)
 Culbreth, Winton (OL/DL - Columbiana, Ala. - 1948)
 Culley, Hazen (RB/DB - Daytona Beach, Fla. - 1962)
 Cumbee, Michael (RB/DB - Roanoke, Ala. - 1966)
 Cumuze, Tim (OL - Troy, Ala. - 1973-76)
 Cunningham, Dale (OL - Ft. Walton, Fla. - 1980-81)
 Cunningham, Ywell (OL - Monroeville - 1979-80)
 Curington, Stan (OL - Ashburn, Ga. - 1999-2002)
 Curtis, Tyrell (OL - Delta, Utah - 2007-09)

D-D-D-D-D-D-D-D

Dagostin, Brad (OL - Gadsden, Ala. - 1996-98)
 Damm, Bruce (QB - Hicksville, N.Y. - 1964-65)
 Daniel, Herman (CB - Tampa, Fla. - 1972)
 Daniels, Ron (RB - Palmetto, Fla. - 1974-77)
 Daoust, Dan (DL - Atlanta, Ga. - 1980)
 Davezan, Tony (RB - Warner Robins, Ga. - 1976,77)
 David, Ben (PK - New Orleans, La. - 1991)
 Davis, Alan (OL - Northport, Ala. - 1973-74)
 Davis, Andrew (WR - Pelham, Ala. - 2006-09)
 Davis, Bernard (LB - Madison, Fla. - 2002-05)
 Davis, Chris (DB - Thomasville, Ala. - 2012-13)
 Davis, Ethan (DB - Lynn Haven, Fla. - 2011-14)
 Davis, Jerry (RB - Birmingham, Ala. - 1982)
 Davis, Jon (OL - Opp, Ala. - 1992-94)
 Davis, Kanorris (LB - Perry, Ga. - 2009-12)
 Davis, Matt (OL - Centreville, Ala. - 1994-97)
 Davis, Michael (LB - Daphne, Ala. - 1994)
 Davis, Spencer (OL/DL - St. Andrew, Fla. - 1948)
 Davis, Stan (QB - Albany, Ga. - 1993-96)
 Davis, Tony (DL - Perry, Ga. - 2009-12)
 Davis, Walter (OL/DL - Birmingham, Ala. - 1960-61)
 Dawkins, Sean (FB - Lawrenceville, Ga. - 2003-07)
 Dawson, Knowlan (LB - Miami, Fla. - 1987-88)
 Dawson, Mark (WR - Monroeville, Ala. - 1978)
 Day, Chris (WR - Birmingham, Ala. - 2000-02)
 Day, Leon (QB - Wenonah, Ala. - 1995)

Deal, Kevin (WR - Demopolis, Ala. - 1981-82)
 Dean, Jeff (DB - Georgiana, Ala. - 1975)
 Dean, Junior (TE - Midland City, Ala. - 1977)
 Dean, Kevin (DL - Alexander City, Ala. - 1988-91)
 DeBardlaben, Billy (WR - Wetumpka, Ala. - 1961)
 DeBardelaben, Gerrell (LB - Prattville, Ala. - 1994-97)
 Dees, Alvin (OL/DL - Evergreen, Ala. - 1966-68)
 Dees, Bubba (K - Grady, Ala. - 1975)
 Dees, Tyler (RB - Semmes, Ala. - 1997-99)
 Dehlic, Chris (OL - Paola, Kan. - 1988-89)
 Dempsey, Alvin (LB - Panama City, Fla. - 1994-96)
 Denison, Joey (OL - Troy, Ala. - 1983-85)
 Dent, Kinderick (WR - Mobile, Ala. - 2014)
 Denton, Harry (OL/DL - Mobile, Ala. - 1965)
 Derany, Rick (WR - Barnesville, Ga. - 1972-73)
 DiCesare, Joe (DB - Lakeland, Fla. - 1980-81)
 Dicesaris, Leo (OL - Columbus, Ga. - 2010)
 Dickey, Tony (1981)
 Dillard, Rashad (DE - Greer, S.C. - 2014-15)
 Divens, Eric (TE - Destin, Fla. - 1996-97)
 Dixon, Billy (TE - Cordele, Ga. - 1975-77)
 Dixon, Carlos (WR - Tampa, Fla. - 2002)
 Dixon, Kevin (DL - Vero Beach, Fla. - 2009)
 Dixon, Titus (WR - Clewiston, Fla. - 1985-88)
 Dobbs, Billy (DL - Newark, N.J. - 2013-14)
 Dobbs, Richard (OL - Gadsden, Ala. - 1984-87)
 Dockery, Larry (QB - Compton, Calif. - 2005)
 Dodd, Tony (DL - Covington, Ga. - 1978-81)
 Dominguez, Gil (WR - Miami, Fla. - 1965)
 Donaldson, Archie (DB - Ocala, Fla. - 1979-81)
 Donaldson, Tony (OL - Montgomery, Ala. - 1968)
 Donelson, Tony (TB - Dothan, Ala. - 1994-98)
 Donnell, Tracey (LB - Dothan, Ala. - 1992-93)
 Dorsey, Larry (1978)
 Douglas, Deondre (WR - Madison, Ala. - 2015)
 Dowdell, Charles (OL/DL - Auburn, Ala. - 1962-65)
 Dowel, Dennis (LB - Jacksonville, Fla. - 1966)
 Doyle, Tommy (DB - Pell City, Ala. - 1977)
 Dozier, Cary (OL/DL - Troy, Ala. - 1959)
 DuBose, Jim (OL - Opp, Ala. - 1970-72)
 DuBose, Wayland (WR - Elba, Ala. - 1948)
 Dudley, Emmanuel (DL - Columbus, Ga. - 2009-11)
 Duffie, Charles (RB/DB - Sylacauga, Ala. - 1952)
 Dugosh, Tommy (HB - Panama City, Fla. - 1983-86)
 Duke, Buddy (WR - Adel, Ga. - 1977)
 Dunbar, Jabar (RB - Thomasville, Ala. - 1999-2000)
 Duncan, Jim (OL - Winter Haven, Fla. - 1968)
 Duncan, Kenneth (RB/DB - Moultrie, Ga. - 1966)
 Dunham, Cliff (RB - Columbus, Ga. - 1971-72)
 Dunlap, Travis (DB - LaGrange, Ga. - 2000-02)
 Dunnam, Keith (OL - Candam, Ga. - 1980)
 Dunne, Jack (OL - Pensacola, Fla. - 1971)
 Durgin, Aaron (LB - Fairhope, Ala. - 1991-92)
 Dwight, Reggie (TE - Cordele, Ga. - 1991)
 Dye, Jay (OL - Waynesboro, Ga. - 2015)

E-E-E-E-E-E-E

East, Marlo (RB - Sandersville, Ga. - 2003,05-06)
 Eberhart, Randy (OL - Crossville, Tenn. - 1978-80)
 Echols, Mike (FB - Auburn, Ala. - 1973-74)
 Edenfield, K.D. (WR - Troy, Ala. - 2012-15)
 Edenfield, Kenny (WR - St. Charles, La. - 1985-88)
 Eddins, Donald (WR - Demopolis, Ala. - 1968)
 Eddins, Larry (WR - Frisco City, Ala. - 1965)
 Edmondson, Tim (DB - Alabaster, Ala. - 1979)
 Edwards, Fernandus (RB - Enterprise, Ala. - 2008-09)
 Edwards, James (OL - Tallahassee, Fla. - 2002-05)
 Edwards, Taylor (OL - Water Valley, Miss. - 2014-15)
 Elder, Jeremy (DT - College Park, Ga. - 2011)
 Eliason, Troy (OL - Crestview, Fla. - 1991-94)

Ellerbee, Buddy (RB/DB - Columbus, Ga. - 1951)
 Ellis, Gavin (WR - Cullman, Ala. - 2009-11)
 Ellis, Obed (OL - Wetumpka, Ala. - 1999-2002)
 Ellisor, Reynolds (OL/DL - Mobile, Ala. - 1952)
 Elmore, Frank (RB/DB - Gordo, Ala. - 1966-68)
 Elmore, J.T. (RB/DB - Reform, Ala. - 1948)
 England, Cliff (WR - College Park, Ga. - 1978-80)
 Enloe, Lee (DB - Atlanta, Ga. - 1976-79)
 Enslen, Bobby (QB/WR - Montgomery, Ala. - 1967-68)
 Epkins, Patrick (LB - Prattville, Ala. - 1993-94)
 Evans, Billie (LB - Pensacola, Fla. - 1979-80)
 Evans, Neal (OL/DL - Montgomery, Ala. - 1958)
 Evans, Xavian (DE - Pontotoc, Miss. - 2011)
 Everitt, Ricky (OL - Vernon, Fla. - 1971)
 Exley, Brian (RB - Geneva, Ala. - 2011)
 Ezell, Billy (RB/DB - Troy, Ala. - 1948)

F-F-F-F-F-F-F

Faircloth, John (OL/DL - Brundidge, Ala. - 1959-61)
 Faircloth, Kenny (LB - Grady, Ala. - 1986-87)
 Faniels, Ron (LB - Palmetto, Fla. - 1975)
 Farmer, Glen (P - Prattville, Ala. - 1981-82)
 Farmer, LaMarcus (CB - Pensacola, Fla. - 2015)
 Farmer, Robby (LB - Hayden, Ala. - 2000-04)
 Farrar, Joe (LB - West Blocton, Ala. - 1971-73)
 Farrar, Pete (WR - Phenix City, Ala. - 1951)
 Faulk, Carlton (DL - Jacksonville, Fla. - 1975-78)
 Faulk, Dwight (OL/DL - Honorville, Ala. - 1963-66)
 Faulk, John (OL/DL - Samson, Ala. - 1962)
 Faulk, Johnny (DB - Dothan, Ala. - 2002-05)
 Feachen, David (DB - Andalusia, Ala. - 1971)
 Felton, Eric (WR - Ft. Myers, Fla. - 2001-02)
 Felton, Shelton (DL - Cordele, Ga. - 1999-02)
 Ferguson, Tyrone (DB - Montgomery, Ala. - 1974-77)
 Ferris, Harold (RB/DB - Elba, Ala. - 1952,53)
 Fiddler, Ronnie (RB/DB - Mobile, Ala. - 1951)
 Fields, Aaron (DL - Notasulga, Ala. - 1998-99)
 Fields, Tommy (WR - Phenix City, Ala. - 1957)
 Fields, Xavier (OL - Montgomery, Ala. - 2013-15)
 Fishbaugh, Robert (WR - Ft. Walton, Fla. - 1963-64)
 Fitzgerald, Tim (WR - Keene, NH - 1957-58)
 Fitzpatrick, Joe (RB - Union Springs, Ala. - 1992-93)
 Flakes, Andre (WR/RB - Milton, Fla. - 2014-15)
 Flannagan-Brown, Germaine (OL - Orrville, Ala. - 2007)
 Fleming, Jarred (OL - Louisville, Miss. - 2011-12)
 Fleming, Richard (OL/DL - Enterprise, Ala. - 1948)
 Fletcher, David (WR - Atlanta, Ga. - 1974-77)
 Flowers, Ray (RB/DB - Elba, Ala. - 1951)
 Flowers, Riley (DL - Geneva, Ala. - 2009-10)
 Flowers, Wayne (QB - Elba, Ala. - 1973)
 Floyd, Bobby (OL/DL - Macon, Ga. - 1966-68)
 Floyd, Wayne (WR - Dozier, Ala. - 1952)
 Folmar, Bernard (DB - Brewton, Ala. - 1976)
 Ford, Tony (DL - Tuscaloosa, Ala. - 1997-2000)
 Ford, Trevor (DB - Miami, Fla. - 2007-08)
 Fordham, Frank (OL/DL - Tenox, Ga. - 1956-59)
 Foster, Julian (QB - Mobile, Ala. - 2005,06)
 Foster, Larry (OL/DL - Atlanta, Ga. - 1962)
 Foster, Rod (DB - Houston, Texas - 2008)
 Foster, Wayland (RB/DB - Jay, Fla. - 1961-62)
 Fountain, Hugh (OL - Brewton, Ala. - 1985)
 Fowler, Bobby (OL - Geneva, Ala. - 1976-78)
 Fowler, John (DB - Panama City, Fla. - 1967-70)
 Fowlkes, Anthony (RB - Birmingham, Ala. - 1978-81)
 Franklin, Khary (WR - Valdosta, Ga. - 2011-14)
 Franklin, Ted (RB/DB - Birmingham, Ala. - 1948)
 Franks, Danny (OL - Bartow, Fla. - 2006-09)
 Franks, Larrimore (OL/DL - Salisbury, Md. - 1952)
 Fraser, Marrio (RB - Belle Glade, Fla. - 2002-03)
 Fray, William (WR - Prattville, Ala. - 1958)

Frazier, Dewayne (OL - Warner Robins, Ga. - 1974)
 Frazier, John (RB/DB - Miami, Fla. - 1962)
 Free, Rudy (LB - Elba, Ala. - 1997)
 Freeman, James (WR - Moultrie, Ga. - 1966-67)
 Frobes, Eric (OL - Chelmsford, Mass. - 1992)
 Frost, Roy (RB/DB - Americus, Ga. - 1963)
 Fulford, Greg (LB - Panama City, Fla. - 1968)
 Fulgham, Frank (QB/RB - Manchester, Tenn. - 1958-60)
 Fuller, Bobby (DB - Opp, Ala. - 1979-81)
 Fuller, Courtland (DB - Columbus, Ga. - 2006-09)
 Fuller, David (OL - Fairfax, Ala. - 1977-80)
 Fuller, James (RB/DB - Tulsa, Okla. - 1958)
 Fuller, Justin (LS - Luverne, Ala. - 2014-15)
 Fuller, Randy (DL - Kinsington, Md. - 1989-90)
 Funderburk, Mike (WR - Warm Springs, Ga. - 1970-71)

G-G-G-G-G-G-G

Gabbard, Bob (OL/DL - Fort Walton, Fla. - 1961-63)
 Gaddy, Bruce (DL - Auburn, Ala. - 1979-81)
 Gage, Sedrick (RB - Miami, Fla. - 2002)
 Gaiter, Chardley (WR - Miami, Fla. - 1997-98)
 Gaither, Billy (OL - Lanett, Ala. - 1972-75)
 Galloway, Bud (OL/DL - Apalachicola, Fla. - 1960)
 Gales, Dion (DL - New Orleans, La. - 2007-08)
 Gamboa, Jose (DL - Crestview, Fla. - 1999-02)
 Garcia, Antonio (OL - Atlanta, Ga. - 2013-15)
 Gardner, Alfred (HB - Pensacola, Fla. - 1986-87)
 Gardner, James (OL - Dothan, Ala. - 2004-06)
 Garmon, Trent (OL - Gadsden, Ala. - 2000-01)
 Garmon, Wes (OL - Gadsden, Ala. - 2002)
 Garner, Jadarius (DL - Clarksdale, Miss. - 2013)
 Garner, Wes (P - Cantonment, Fla. - 1995-97)
 Garrett, Bruce (RB - Talladega, Ala. - 1983)
 Geier, Mitch (OL - Tarpon Springs, Fla. - 1982-84)
 Gemberling, Robert (OL - Tampa, Fla. - 1977-78)
 Ghent, Adrian (DB - Madison, Fla. - 2002-05)
 Gholston, Scott (DB - Montgomery, Ala. - 1973)
 Giardina, Henry (RB/DB - Mobile, Ala. - 1965)
 Gibbs, Ron (DB - Floral, Ala. - 1980-83)
 Gibbs, Tony (DB - Frisco City, Ala. - 1994-96)
 Gibson, Kendall (LS - Greenville, Ala. - 2009-10, 12-13)
 Gilchrist, David (OL/DL - Pensacola, Fla. - 1958)
 Giles, Jimmy (RB/DB - Dothan, Ala. - 1964)
 Giles, Larry (WR - Perry, Ga. - 1961-62)
 Gill, Tebiarus (WR - Mobile, Ala. - 2009-10)
 Gillespie, Jim (LB - Clayton, Ga. - 1966-68)
 Gillespie, Tony (DT, Jenks, Okla. - 2011, 13)
 Gilley, Marty (OL - Enterprise, Ala. - 1984-86)
 Gilliard, Darnell (DL - Anderson, S.C. - 1994-95)
 Gilmer, Greg (TE - Auburn, Ala. - 1979)
 Gilroy, Yong Ho (K - Crestview, Fla. - 1980-83)
 Gingras, Peter (1988-89)
 Girtman, Reevice (DL/TE - Dothan, Ala. - 1993-96)
 Givens, Keith (WR - St. Petersburg, Fla. - 1980)
 Glass, Rodney (P - Mobile, Ala. - 1989-91)
 Glasscock, John (QB - Montgomery, Ala. - 1964)
 Glusman, Sam (K - Mobile, Ala. - 2008-09)
 Goble, Dale (WR - Painted Post, N.Y. - 1978)
 Godsey, Bob (QB - Florence, Ala. - 1986-89)
 Godwin, Jimmy (RB - Cottonwood, Ala. - 1991-93)
 Goebel, David (OL - Dunnellon, Fla. - 1987-88)
 Goggans, Will (P - Douglas, Ga. - 2008-11)
 Goings, Lawson (OL - Dothan, Ala. - 1975-77)
 Golden, Barry (DL - Marietta, Ga. - 1982-83)
 Golden, Donnell (LB - Quitman, Ga. - 2008-10)
 Goode, Rishad (S - Madison, Ala. - 2013)
 Goodwin, Gary (TE - Melbourne, Fla. - 1973)
 Goodwin, Tim (LB - Warner Robins, Ga. - 1972)
 Goodyear, Charlie (OL - Montgomery, Ala. - 2001)
 Gordon, Dave (RB/DB - Herculaneum, Mo. - 1952)

Gordon, Ronald (1978)
 Gorsuch, Jeff (NG - Orange Park, Fla. - 1984)
 Gorum, James (OL/DL - Georgiana, Ala. - 1952)
 Gosha, Lonnie (DT - Lake Butler, Fla. - 2013-15)
 Graben, Elton (OL - Fyffe, Ala. - 1973)
 Graham, Allen (OL - Panama City, Fla. - 1973-74)
 Graham, Hunter (LS - Lincoln, Ala. - 2009, 12-13)
 Graham, Ryan (DB - Columbus, Ga. - 1993-96)
 Grant, Bearnard (DB - Atmore, Ala. - 1985)
 Grant, Boyd (RB - Opelika, Ala. - 1976-79)
 Grant, Danny (WR - Ozark, Ala. - 1966-69)
 Grant, Paul (OL/DL - Ramer, Ala. - 1951)
 Grate, Greg (DB - Miami, Fla. - 1990-92)
 Graves, Tyler (OL - Sumrall, Miss. - 2009-10)
 Gray, Dan (LB - Norcross, Ga. - 1997-99)
 Gray, Johnny (DB - Panama City, Fla. - 2010-12)
 Gray, Richard (OT - Warner Robins, Ga. - 1972)
 Green, Fletcher (DL - Slocumb, Ala. - 1980)
 Green, Gaston (OL/DL - Enterprise, Ala. - 1960)
 Green, Randy (FB - Americus, Ga. - 1963)
 Green, Robert (WR - Ashland, Ala. - 1956-59)
 Green, Tay (OL/DL - Opp, Ala. - 1948)
 Green, Tommy (FB - Montgomery, Ala. - 1958)
 Greene, Vincent (WR - Columbus, Ga. - 1967-70)
 Greer, Maurice (RB - Denver, CO - 2008-09)
 Gregory, Arrid (RB - Luverne, Ala. - 1993-96)
 Grider, Cordarell (WR - Newville, Ala. - 2009-10)
 Griffin, Daniel (RB - Ft. Walton Beach, Fla. - 1993-96)
 Griffin, Earl (OL/DL - Dothan, Ala. - 1951)
 Griffin, Kenny (OL - Stockbridge, Ga. - 2003-06)
 Griffin, Max (OL/DL - Opp, Ala. - 1961)
 Griggs, Perry (WR - Lanett, Ala. - 1973-76)
 Grimes, Johnny (RB - Opp, Ala. - 1971-73)
 Grimes, Micah (OL - Ft. Meade, Fla. - 2008-09)
 Groat, Erik (LB - Ft. Walton Beach, Fla. - 2009)
 Groce, Jerry (LB - Athens, Ala. - 1973-74)
 Groce, Larry (LB - Athens, Ala. - 1967-68)
 Groce, Tommy (LB - Tanner, Ala. - 1973-76)
 Gross, David (OL - Montgomery, Ala. - 2013-14)
 Gunn, Lance (OL - Wetumpka, Ala. - 2009)
 Gunter, Bibb (TE - Dothan, Ala. - 1974)
 Guttery, Mark (DB - Birmingham, Ala. - 1980)
 Guy, Mike (OL - Sylacauga, Ala. - 1970-71)

H-H-H-H-H-H-H-H

Hadley, Angelo (LB - Seffner, Fla. - 2011)
 Hale, Dan (OL/DL - Ozark, Ala. - 1956-57)
 Hall, Bob (C - Blakely, Ga. - 1992-95)
 Hall, Branden (OL - Auburn, Ala. - 2000-03)
 Hall, David (LB - Columbus, Ga. - 1975)
 Hall, Jeff (WR - Brewton, Ala. - 1988-91)
 Hall, Jim (DL - Douglasville, Ga. - 1979-82)
 Hall, Tray (CB - Corona, Calif. - 2014)
 Hamilton, Barry (QB - Florence, Ala. - 1977-79)
 Hamilton, Bobby (WR - Mobile, Ala. - 1983)
 Hamilton, Jack (WR - Ft. Walton, Fla. - 1995-97)
 Hamilton, Wayne (OL/DL - Mableton, Ga. - 1963)
 Hammond, Al (OL/DL - Valley Head, Ala. - 1961-64)
 Hammond, Bozo (OL/DL - Valley, Ala. - 1956-58)
 Hammond, Jeff (WR - Flomaton, Ala. - 1995-98)
 Hampton, Jamie (QB - Cedar Buff, Ala. - 2007-08,11)
 Hampton, Smokey (WR - Tallahassee, Fla. - 2003-06)
 Hannah, Ronnie (OL - Geneva, Ala. - 1972-75)
 Hansen, John (OL - Montgomery, Ala. - 1991-94)
 Hanson, Buck (OL - Enterprise, Ala. - 1982-85)
 Harbin, J.J. (WR - Meridian, Miss. - 2012)
 Harbuck, Seth (OL/DL - Phenix City, Ala. - 1951)
 Harden, Robert (OL/DL - Albany, Ga. - 1966)
 Hardin, Lewis (WR - Phenix City, Ala. - 1971-73)
 Hardin, Robert (WR - Flomaton, Ala. - 1964)

Hardy, Melvin (DB - Gordo, Ala. - 1982)
 Harp, Keenan (DB - Lawrenceville, Ga. - 2011)
 Harp, Willie (OL - Winter Garden, Fla. - 1975-78)
 Harper, Antonio (DE - Memphis, Tenn. - 2009)
 Harper, Ronald (DB - Prattville, Ala. - 2000-04)
 Harrell, Allen (RB/DB - Montgomery, Ala. - 1951)
 Harris, Al (DB - Montgomery, Ala. - 1986-89)
 Harris, Clay (OL/DL - Graceville, Fla. - 1965)
 Harris, Dondrell (S - Panama City, Fla. - 2013-15)
 Harris, DuJuan (RB - Brooksville, Fla. - 2007-10)
 Harris, Greg (WR - Okechobee, Fla. - 1984-87)
 Harris, Jalen (WR/CB - Dothan, Ala. - 2014-15)
 Harris, Joel (RB/DB - Jacksonville, Fla. - 1963)
 Harris, Vinton (DT - Belleville, Ill. - 2014)
 Harrison, Brent (OL - Enterprise, Ala. - 1998-01)
 Harrison, Houston (LB - Greenville, Ala. - 1953-54)
 Harrison, Pate (DB - New Brockton, Ala. - 2001)
 Hartford, Jamie (LB - Auburn, Ala. - 1979)
 Hartsfield, Virgil (LB - Sylacauga, Ala. - 1966)
 Haskins, Gene (OL - Greenwood, Miss. - 1969-71)
 Haskins, Sam (WR - Ft. Lee, Va. - 2010-11)
 Hatcher, Don (OL/DL - Pensacola, Fla. - 1965,67-68)
 Hatcher, Robert (OL/DL - Dothan, Ala. - 1956-57)
 Haugabook, Omar (QB - Belle Glade, Fla. - 2006-07)
 Haught, Herbie (WR - Ft. Walton, Fla. - 1975)
 Haverat, Chuck (OL - Pensacola, Fla. - 1973)
 Hawkins, Chris (OL - Florence, Ala. - 2012, 14)
 Hawkins, James (LB - Troy, Ala. - 1972)
 Hawkins, James (DL - Greer, S.C. - 1973)
 Hawkins, Jeremy (DE - Americus, Ga. - 2007-09)
 Hayes, Billy (RB/DB - Trion, Ga. - 1951)
 Hayes, Sammy (LB - Crestview, Fla. - 1968-69)
 Haygood, Joe (DB - Jacksonville, Fla. - 1989-91)
 Haynes, Junior (LB - Blakely, Ga. - 1985-86)
 Haynes, Mike (DB - Milledgeville, Ga. - 1982-85)
 Haynie, Hakeem (WR - Stone Mountain, Ga. - 2011)
 Haywood, Jimmie (RB - Birmingham, Ala. - 1982-85)
 Head, Al (QB - Troy, Ala. - 1967-70)
 Healy, Jack (RB/DB - Augusta, Ga. - 1948)
 Heartsill, Bill (LB - Ft. Deposit, Ala. - 1972)
 Heath, Jon (DB - Enterprise, Ala. - 1990-93)
 Heatherly, T.J. (DB - Pelham, Ala. - 1997-99)
 Heirs, Bobby (FB - Boston, Fla. - 1967,72)
 Hendrix, Sonny (QB - Geneva, Ala. - 1955-56)
 Herring, Aaron (OL - Alachua, Fla. - 2015)
 Hiers, George (OL/DL - Bartow, Fla. - 1967-69)
 Hedrick, Jimmy (WR - LaGrange, Ga. - 1966-69)
 Helton, Bubba (OL - Semmes, Ala. - 1976-79)
 Helton, Ron (WR - Foley, Ala. - 1966)
 Henderson, Bobby (QB - Midland City, Ala. - 1975)
 Henderson, Josh (OL - Tallahassee, Fla. - 2005-06)
 Hendrix, Hugh (RB/DB - Vidalia, Ga. - 1966-68)
 Heninger, Mike (DB - Palm Beach, Fla. - 1975-77)
 Henley, Steve (OL/DL - Prattville, Ala. - 1960)
 Henry, Wes (LS - Greensboro, Ala. - 2009-11)
 Henton, Anthony (DL - Bessemer, Ala. - 1982-85)
 Herbert, Michael (LB - Brewton, Ala. - 1985,88-90)
 Herring, Aaron (OL - Alachua, Fla. - 2014)
 Hethcox, Scott (DL - Tallassee, Ala. - 1979)
 Hicken, Chris (LB - Callahan, Fla. - 1977)
 Hicks, Aubrey (OL/DL - Phenix City, Ala. - 1948)
 Hicks, Houston (DL - Tallassee, Fla. - 1973-74)
 Hicks, James (LB - Brewton, Ala. - 1973)
 Hicks, Randy (K - Dothan, Ala. - 1969-71)
 Hicks, Toray (DL - Flomaton, Ala. - 1995-97)
 Higgenbotham, Herman (RB - Jacksonville, Fla. - 1951-52)
 Highfill, Jimmy (RB - Winter Garden, Fla. - 1964-65)
 Hightower, Gerald (WR - Columbus, Ga. - 1982)
 Hill, Bonnie (RB - Tampa, Fla. - 1979-81)
 Hill, David (WR - Eufaula, Ala. - 1997-2000)
 Hill, Gabe (TE - Gardendale, Ala. - 2015)

Hill, Gerald (DL - Sylva, Ga. - 1978-80)
 Hill, Harry (FB - Notasulga, Ala. - 1956)
 Hillier, Case (OL - Mobile, Ala. - 2015)
 Hilyer, Curtis (OL/DL - Selma, Ala. - 1951)
 Hines, Jackie (QB - Mableton, Ga. - 1963-65)
 Hines, Preston (DL - Camilla, Ga. - 1993-94)
 Hinrichs, Rick (TE - Fairhope, Ala. - 1979-81)
 Hinson, Bobby (OL/DL - McKenzie, Ala. - 1951)
 Hives, Pete (LB - Pritchard, Ala. - 1986-89)
 Hix, Jack (FB - Troy, Ala. - 1953,56)
 Hixson, Bill (OL/DL - Banks, Ala. - 1951)
 Hixson, Frank (WR - Union Springs, Ala. - 1952)
 Hodgson, Bob (OL/DL - Orlando, Fla. - 1958-59)
 Hogan, David (DB - DeLand, Fla. - 1975-78)
 Hogan, Harold (QB - Coosada, Ala. - 1970-72)
 Holcomb, Mack (OL/DL - Clearwater, Fla. - 1961)
 Holder, Raymond (QB - Swainsboro, Ga. - 1961,63)
 Holladay, Milton (DB - Haynesville, Ala. - 1971)
 Holland, David (RB - Panama City, Fla. - 1979-80)
 Holley, Mickey (RB/DB - Samson, Ala. - 1961-64)
 Holley, Morris (FB - Montgomery, Ala. - 1961-64)
 Holley, Trey (WR - Montgomery, Ala. - 1973)
 Hollingsworth, Lee (WR - Eufaula, Ala. - 1982-85)
 Holloway, Jimmy (DL - Eufaula, Ala. - 2000)
 Holloway, Robert (DB - Plant City, Fla. - 1976-78)
 Holmes, Bryan (WR - Lake Butler, Fla. - 2012-15)
 Holmes, Tommy (DL - Union Springs, Ala. - 1978)
 Holt, Jamaal (DL - Quincy, Fla. - 2000-04)
 Hooten, Bobby (FB - Palatka, Fla. - 1983)
 Hoover, Robbie (1972)
 Horn, Lester (WR - LaGrange, Ga. - 1948)
 Horstead, Ted (RB - Elba, Ala. - 1983-86)
 Houston, Gene (DB - Dothan, Ala. - 1981-83)
 Houston, Mack (DB - Mobile, Ala. - 1978)
 Howard, Gary (DB - Mobile, Ala. - 1975)
 Howell, Harry (RB/DB - Graceville, Fla. - 1948)
 Howell, Max (OL/DL - Prattville, Ala. - 1960-61)
 Hubbard, Bryan (LB - Chatom, Ala. - 1985-88)
 Hubert, Bubba (1972)
 Hudson, Camren (DB - Tallahassee, Fla. - 2010-13)
 Hudson, Lathan (QB - Sylacauga, Ala. - 1964)
 Hughes, Jimmy (DB - Montgomery, Ala. - 1972,73)
 Hughes, Sonny (RB/DB - Marianna, Fla. - 1959)
 Hughey, Edward (OL - Selma, Ala. - 1985-88)
 Hughey, Phillip (DB - Dothan, Ala. - 1974)
 Hull, David (LB - Columbus, Ga. - 1973)
 Hulz, Rusty (DL - Fairhope, Ala. - 1990)
 Huner, Richard (DB - Troy, Ala. - 1972,73)
 Hunt, Mike (1981)
 Hunter, James (DL - Watkinsville, Ga. - 1975-78)
 Hutchins, Reginald (OL - Blakely, Ga. - 1987-90)
 Hutsko, Todd (DB - Brandon, Fla. - 1983-86)
 Huston, Ethan (OL - Destrahan, La. - 2014)
 Hutto, Leonard (OL - Pensacola, Fla. - 1968-70)
 Hutto, Mike (DL - Gardendale, Ala. - 1972-74)

I-I-I-I-I-I-I-I

Icard, Keaton (DB - Dawson, Ga. - 2009)
 Idland, Ronnie (LB - Columbus, Ga. - 1970-72)
 Irvin, Joe (WR - Perry, Ala. - 1975)
 Isola, Joe (DB - Orlando, Fla. - 1975)
 Ivory, Clifford (DB - Quitman, Ga. - 1994-97)

J-J-J-J-J-J-J-J

Jablonski, Mike (OT - Dothan, Ala. - 1977)
 Jackson, Arthur (OL/DL - Columbus, Ga. - 1962)
 Jackson, Deiric (DB - Gainesville, Fla. - 1999-02)
 Jackson, Doug (OL/WR - Columbus, Ga. - 1962-65)
 Jackson, Joe (RB - Dothan, Ala. - 1994-97)

Jackson, John (DE - Monroe, La. - 2004-06)
 Jackson, Michael (LB - Quincy, Fla. - 2000-01)
 Jackson, Tony (RB - Blakely, Ga. - 1987-90)
 James, Eric (DL - Phenix City, Ala. - 1993-94)
 James, Sherman (DL - Phenix City, Ala. - 1991-94)
 Jamison, Chris (DL - Columbus, Ga. - 2005-08)
 Jarboe, Josh (WR - Decatur, Ga. - 2009)
 Jenkins, Andrew (DB - Orlando, Fla. - 1974)
 Jenkins, Bartow (OL/DL - McKenzie, Ala. - 1948)
 Jenkins, Cody (OL - Opelika, Ala. - 2009-11)
 Jenkins, Frank (RB - Branford, Fla. - 1976)
 Jenkins, Jeremy (DL - Gainesville, Fla. - 2007)
 Jenkins, John (OL - Butler, Ala. - 1981)
 Jenkins, Kerry (OL - Tuscaloosa, Ala. - 1995-96)
 Jenkins, Warren (DB - Geneva, Ala. - 1980)
 Jennings, Phillip (OL - Columbia, S.C. - 1970-71)
 Jernigan, Frank (OL - Pensacola, Fla. - 1980)
 Jernigan, Jerrel (Ath - Eufaula, Ala. - 2007-10)
 Jobe, Scott (DL - Seattle, Wash. - 2003)
 Johns, Charles (RB/DB - Mobile, Ala. - 1963-64)
 Johnson, Benny (OL/DL - Ashford, Ala. - 1963-66)
 Johnson, Bruce (RB - St. Petersburg, Fla. - 1973)
 Johnson, Corby (DL - Carrollton, Ga. - 1995-98)
 Johnson, Corey (WR - Muskegon, Mich. - 2011)
 Johnson, David (LB - Tampa, Fla. - 2002)
 Johnson, D.J. (DL - Mobile, Ala. - 2012-15)
 Johnson, Dowis (QB/RB/DB - Atlanta, Ga. - 1965-66)
 Johnson, Franco (QB - Brunswick, Ga. - 2003)
 Johnson, Jamel (WR - Montgomery, Ala. - 2010)
 Johnson, Jay (TE - Zephyrhills, Fla. - 1994-95)
 Johnson, John (WR - Troy, Ala. - 2014-15)
 Johnson, Keith (OL - Birmingham, Ala. - 1977-80)
 Johnson, Larry (OL/DL - Herndon, Ga. - 1961-63)
 Johnson, Larry (TE - Decatur, Ga. - 2005)
 Johnson, Leverne (LB - Jasper, Ala. - 2002-05)
 Johnson, Keith (RB - Hueytown, Ala. - 2014)
 Johnson, Robert (S - Hueytown, Ala. - 2015)
 Johnson, Ross (OL - Valley Grande, Ala. - 2009)
 Johnson, Terrence (WR - Meridian, Miss. - 1988-90)
 Johnson, Tommy (WR - Enterprise, Ala. - 1951)
 Johnson, Zach (OL - Dawsonville, Ga. - 2011-12)
 Johnston, Floyd (WR - Eclectic, Ala. - 1965)
 Johnston, Mike (DL - Vidalia, Ga. - 1973-76)
 Johnston, Ted (WR - Brantley, Ala. - 1951)
 Joiner, Billy (WR/DL - Montgomery, Ala. - 1951-53)
 Jones, Anthony (RB - Pensacola, Fla. - 2005-06)
 Jones, Barney (RB - Monticello, Fla. - 1973-76)
 Jones, Carvel (LB - Mobile, Ala. - 2008-09)
 Jones, Dameon (LB - Crestview, Fla. - 1997-99)
 Jones, Darrell (WR - Gainesville, Fla. - 1975)
 Jones, Donnie (OL - West Blocton, Ala. - 1971-74)
 Jones, Frank (LB - Enterprise, Ala. - 1996-98)
 Jones, Gary (DL - Samson, Ala. - 1977)
 Jones, James (OL - Goshen, Ala. - 1979-82)
 Jones, Jodie (K - Opp, Ala. - 1972-73)
 Jones, Ken (NG - Northport, Ala. - 1986-87)
 Jones, Kovey (DB - Pahoake, Fla. - 1997-99)
 Jones, Leonard (OL/DL - Columbus, Ga. - 1952)
 Jones, Moreo (RB - Brantley, Ala. - 1997-99)
 Jones, Phillip (OL/DL/WR - Headland, Ala. - 1956-59)
 Jones, Phillip (RB - East Brewton, Ala. - 1997-99)
 Jones, Robert Earl (RB/DB - Columbus, Ga. - 1951)
 Jones, Sam (DB - Foley, Ala. - 1991-93)
 Jones, Tanner (QB - Wakulla, Fla. - 2007-08,10)
 Jones, Terrence (OL - Huntsville, Ala. - 2011-14)
 Jones, Tommy (OL/DL - Acworth, Ga. - 1960)
 Jordan, Clay (OL/DL - Highland Home, Ala. - 1951,53)
 Jordan, Robert (DB - Gardendale, Ala. - 1977)
 Jordan, Rodney (OL - Goshen, Ala. - 1999-2002)
 Judge, Tony (DL - Bay Minette, Ala. - 1995-98)
 Justice, LaQuateus (RB - Opp, Ala. - 1998-2000)

K-K-K-K-K-K-K

Kampschmidt, Robert (K - Roswell, Ga. - 1975)
 Kay, Ryan (K/P - Jonesboro, Ga. - 2013-15)
 Kazmierczak, John (LB - Deland, Fla. - 1970-71,74)
 Keasler, Murray (OL - Selma, Ala. - 2008)
 Keener, Jack (QB - Lakeland, Fla. - 1970)
 Kelley, Randy (QB - Childersburg, Ala. - 1967)
 Kelley, Steven (RB - Enterprise, Ala. - 1996-98)
 Kelley, Terrence (LB - Fayetteville, Ga. - 2014)
 Kelly, Michael (TE - Troy, Ala. - 1984-87)
 Kelso, Bill (SG - Enterprise, Ala. - 1972)
 Kelton, Billy (TE - Lanett, Ala. - 1969-70)
 Kemp, Demone (DT - Greensboro, Ga. - 2015)
 Kennedy, Billy (OL/DL - Phenix City, Ala. - 1948)
 Kent, Brandon (DB - Rehoboth, Ala. - 2009-11)
 Key, Carnell (DL - Carrollton, Ga. - 1984-85)
 Kicklighter, Ray (QB/DB - Patterson, Fla. - 1962-65)
 Killeets, Shawn (FS - West Palm Beach, Fla. - 1991)
 Kilow, Robert (WR - New Brockton, Ala. - 1991-94)
 King, Joe (FB - Talladega, Ala. - 1969)
 King, Mark (OL - Tallahassee, Fla. - 1973-74)
 Kinlaw, Eugene (DL - Homerville, Ga. - 2009)
 Kinsaul, Doyle (RB/DB - Hartford, Ala. - 1951)
 Kirby, Jimmy (FB - Valley Head, Ala. - 1964-66)
 Kirk, Ricky (TE - Marietta, Ga. - 1980)
 Kirkland, Mitchell (OL/DL - Abbeville, Ala. - 1948)
 Kirkpatrick, Lyle (OL/DL - Montevallo, Ala. - 1948)
 Kitchens, Montres (DB - Waynesboro, Ga. - 2012-15)
 Klava, Glen (P - DeFuniak Springs, Fla. - 1985-88)
 Kleinschmidt, Norm (OL - Coral Springs, Fla. - 82-84)
 Knight, Byron (DL - Abbeville, Ala. - 1999-2002)
 Knight, Greg (WR - Opelika, Ala. - 1977)
 Knight, Ray (OL/DL - Elba, Ala. - 1951)
 Knowles, Tony (DL - Pasadena, Calif. - 1990-91)
 Konstantines, Joe (FB/DL - Yorkville, N.Y. - 1952-53)
 Koon, Jeff (LB - Tallahassee, Fla. - 1994-95)
 Kornegay, (OL/DL - 1953)
 Koziol, Jay (DT - Chicago, Ill. - 1987-88)
 Kreis, John (WR - Troy, Ala. - 1948)
 Kremer, Jim (OL - Apopka, Fla. - 1980-83)
 Kress, Dave (OL/DL - Rutherford, N.J. - 1948)
 Kurtz, Danny (WR - Macon, Ga. - 1978)
 Kuykendall, Ronnie (DE - Fort Walton, Fla. - 1977)

L-L-L-L-L-L-L

Lacey, James (WR - Wetumpka, Ala. - 1975,77)
 Lamb, Troy (RB/DB - Jacksonville, Fla. - 1963-65)
 Lamb, Xavier (LB - Tallahassee, Fla. - 2008-11)
 Lancaster, Cecil (OL/DL - Russellville, Ala. - 1948,51)
 Land, Dean (K/QB - Mayo, Ala. - 1975)
 Landing, Walter (RB/DB/WR - Millen, Fla. - 1962-64)
 Lane, David (OL/DL - Phenix City, Ala. - 1952)
 Lang, Brandon (DE - Tucker, Ga. - 2006-09)
 Langford, Petton (QB - Autaugaville, Ala. - 1956)
 Langlois, Norm (OL/DL - Jewett City, CT - 1964-65)
 Lankes, Albert (OL/DL - Columbus, Ga. - 1956)
 Lankford, Torre (DL - Jacksonville, Ala. - 2002-05)
 Lassiter, Tyler (OL - Hazel Green, Ala. - 2013-15)
 Lavett, Robert (ST - Birmingham, Ala. - 1972)
 Lawrence, Illya (LB - Phenix City, Ala. - 1992-94)
 Lawrence, Jerry (OL/DL - Tuskegee, Ala. - 1957,59)
 Lawrence, Luke (Tuscaloosa, Ala. - 2013-15)
 Layky, Bryan (WR - Clearwater, Fla. - 1990-91)
 Layton, Gene (RB/DB - Ashford, Ala. - 1948)
 Lazzara, Anthony (LB - Tampa, Fla. - 1972)
 Leach, Steve (DB - Gadsden, Ala. - 1988-91)
 Leak, Aaron (QB - Durham, N.C. - 2003-04)
 Leano, Chuck (DB - Birmingham, Ala. - 1981,83-84)

Lebbie, Sam (LB/DE - Washington, D.C. - 2014-15)
 Lee, Bobby (QB - Lanett, Ala. - 1972-75)
 Lee, Boris (LB - Fargo, Ga. - 2006-09)
 Lee, Deon (DL - Ponce De Leon, Fla. - 2012-14)
 Lee, James Fitz (DL - Troy, Ala. - 1974)
 Lee, Jarod (FB - Panama City, Fla. - 2011-13)
 Lee, Khalil (DB - Auburn, Ala. - 2009)
 Lee, Phillip (TE - Birmingham, Ala. - 1982)
 Lee, Robin (OL - Vancleave, Miss. - 1999-02)
 Lee, Tracy (OL - Chipley, Fla. - 1983)
 Lee, Warner (OL/DL - Crestview, Fla. - 1958)
 Lemar, Baron (DE - Lutchter, La. - 2005)
 Leonard, Keith (DB - Pensacola, Fla. - 1983)
 Leroy, Paul (RB/DB - Eufaula, Ala. - 1956)
 Lesley, Jordan (TE/LB - Fulton, Miss. - 2000,02-04)
 Lewis, Anthony (DL - Montgomery, Ala. - 1984-87)
 Lewis, JaQuadrian (S - Fitzgerald, Ga. - 2013-15)
 Lewis, Mitch (RB - Brewton, Ala. - 1984-87)
 Lewis, Romanique (LB - Ft. Lauderdale, Fla. - 2005-07)
 Lewis, Shane (LB - Pensacola, Fla. - 1986-88)
 Lewis, Terris (LB - Linden, Ala. - 2013-15)
 Lieb, Lance (P - Montgomery, Ala. - 2001)
 Light, Mark (DB - Gardendale, Ala. - 1982)
 Lightfoot, Frank (WR - Montevallo, Ala. - 1972)
 Ligon, Bill (1979)
 Lincoln, Zack (DL - Bradenton, Fla. - 1982)
 Lindsey, Jim (1981)
 Lindsey, Michael (WR/RB - Elba, Ala. - 2013)
 Lineberger, Tracy (TE - Ft. Walton, Fla. - 1988-91)
 Lineberger, Travis (RB - Ft. Walton, Fla. - 1986-89)
 Lister, Frank (DL - Sylacauga, Ala. - 1970)
 Little, George (LB - Eufala, Ala. - 1968-69)
 Lloyd, Franklin (DL - Lanett, Ala. - 2003-06)
 Lloyd, Joe (WR - Birmingham, Ala. - 1948)
 Lloyd, Robert (OL/DL - Monroeville, Ala. - 1962)
 Lloyd, Tommy (OL - Tuscaloosa, Ala. - 1970)
 Lloyd, William (LB - Rosedale, Miss. - 2015)
 Loch, Wendell (DL - Eclectic, Ala. - 1980)
 Lofton, Joe (S - Ft. Walton Beach, Fla. - 2013-14)
 Logan, Jim (DB - Eutaw, Ala. - 1988-89)
 Logan, John (WR - Samson, Ala. - 1952)
 Loggins, Gary (OL/DL - Dothan, Ala. - 1965-68)
 Logue, Delane (1972-75)
 Logue, Randy (LB/DL - Marietta, Ga. - 1973-77)
 Long, Billy (RB/DB - Brewton, Ala. - 1951-56)
 Longmire, Tim (RB - Tallahassee, Fla. - 2014)
 Lott, Howard (RB/DB - Verbena, Ala. - 1951)
 Lott, Larry (FB - Brownsville, Tenn. - 1961)
 Louissaint, Junior (OL - Miami, Fla. - 2003-04)
 Lowe, David (OL - Merritt Island, Fla. - 1974-75)
 Lowe, Reggie (DL - Phenix City, Ala. - 1994-97)
 Lowery, Stewart (LB - Marbury, Ala. - 1981-84)
 Lucas, Al (DL - Macon, Ga. - 1996-99)
 Lucas, Brandon (DB - Tuskegee, Ala. - 2009)
 Lucas, Chad (WR - Tuskegee, Ala. - 2000-01)
 Lucas, Chris (WR - Hazel Green, Ala. - 2006)
 Lucas, Justin (LB - Aberdeen, Miss. - 2015)
 Lucas, Kyle (DE - Holtville, Ala. - 2009-12)
 Lucas, Lenny (TE - Macon, Ga. - 1996-99)
 Lucas, Melvin (OL/DL - Lanett, Ala. - 1951)
 Lue, Cardell (CB - Carrollton, Texas - 2013)
 Lundy, Charles (DL - Milledgeville, Ga. - 1981-84)
 Lyons, Pratt (DL - Ft. Worth, Texas - 1995-96)

M-M-M-M-M-M-M

Mack, Elbert (DB - Wichita, Kan. - 2006-07)
 Madden, LaDarrius (DB - Leighton, Ala. - 2010-11)
 Maddox, Cecil (OL/DL - Abbeville, Ala. - 1956-57)
 Maddox, Jackie (RB/DB - Attalla, Ala. - 1961)
 Maddox, Johnny (OL - Clarksdale, Miss. - 1999-00)

Maddox, Kacson (QB - Hamilton, Ga. - 2002)
Maddox, Robert (DB - Langdale, Ala. - 1975-76)
Maddox, Ronnie (DB - Marianna, Fla. - 1979)
Madison, Carlos (QB - Atmore, Ala. - 1956)
Mahone, Dwayne (OL - Goshen, Ala. - 1984-86)
Mainor, Kenny (DE - Brunswick, Ga. - 2005-08)
Mainor, Ronald (WR - Montgomery, Ala. - 1971)
Malone, Alfred (DT - Frisco City, Ala. - 2004)
Manning, Hurley (RB/DB - Milton, Fla. - 1956,58-59)
Manning, Kedric (DB - Eatonton, Ga. - 2008-09)
Manuel, Mike (1972)
Marable, Vernon (DL - Ashland, Ala. - 1997-2001)
Marchman, Scott (DB - Fayetteville, Ga. - 1978)
Marcum, Zack (WR - London, Ky. - 2006-09)
Marriott, Bubba (QB - Foley, Ala. - 1957-60)
Marsh, Antjuan (DL - Bagdad, Fla. - 1989-92)
Marsh, Lynn (LB - Winter Haven, Fla. - 1972-75)
Marsh, Travis (OL/DL - Boaz, Ala. - 1959-61)
Marshall, Josh (CB - Lawrenceville, Ga. - 2015)
Martin, Courtney (OL/DL - Port St. Joe, Fla. - 1962)
Martin, Dan (RB - Chicago, Ill. - 1989-90)
Martin, Sherrod (DB - Griffin, Ga. - 2004-05,07-08)
Mason, Larry (RB - Bessemer, Ala. - 1981-83)
Massaquoi, Jonathan (DE - Lawrenceville, Ga. - 2010-11)
Massey, Caleb (DB - Sulligent, Ala. - 2010)
Massey, Tipton (OL/DL - Brantley, Ala. - 1951)
Mathew, Victor (WR - Decatur, Ala. - 1974)
Mathews, Pat (DB - Montgomery, Ala. - 1976-79)
Matthews, Danny (DB - Montgomery, Ala. - 1973)
Matthews, Robert (DB - Tampa, Fla. - 1973-74)
Maxey, Rick (LB - Ocoee, Fla. - 1974-77)
Maxwell, Andrae (LB - Cottage Grove, Ala. - 1991-94)
Maxwell, Josh (LB - St. Mary's, Ga. - 2004-07)
Mayfield, Gerald (RB - Athens, Ala. - 1983)
McAliley, Brent (OL - Niceville, Fla. - 1997-2000)
McAliley, Greg (OL - Hartford, Ala. - 1971-72)
McCain, Scooter (DB - Cottonwood, Ala. - 1990)
McCall, Charles (WR/RB/DB - Opp, Ala. - 1948, 52)
McCall, Julius (CB - Chelsea, Ala. - 2013-14)
McCarty, Mike (WR - Sumiton, Ala. - 2002)
McClain, Antonio (DL - Enterprise, Ala. - 1995-98)
McClain, Jimmy (LB - Enterprise, Ala. - 1998-2001)
McClammy, Robert (WR - Brewton, Ala. - 1961)
McCollough, Earl (RB/DB - Elba, Ala. - 1959)
McCombs, David (RB - Ft. Walton, Fla. - 1989-92)
McCord, Oliver (OL - Trenton, Ga. - 1999-2000)
McCormick, Jay (OL - Gulfport, Miss. - 1970-71)
McCoy, Gus (OL/DL - Abbeville, Ala. - 1964)
McCoy, Tom (WR - Newton, Miss. - 1948)
McCray, Willie (DL - Hopewell, Va. - 1976-77)
McCray, Zach (CB - Enterprise, Ala. - 2014)
McCrory, Clint (OL - Panama City, Fla. - 1983-86)
McCullough, David (OL - Lanett, Ala. - 1980)
McDermott, Tom (DL - Bardonia, N.Y. - 1990-91)
McDonald, Austin (WR - Butler, Ala. - 1951,53)
McDonald, Jack (RB/DB - Ft. Deposit, Ala. - 1952-53)
McDowell, D.T. (QB - Stone Mountain, Ga. - 2004)
McDowell, David (LB - Asheville, N.C. - 2007,09)
McDowell, Jawon (CB - Mobile, Ala. - 2015)
McDowell, Willie (WR - Eclectic, Ala. - 2008)
McDuffie, Terry (LB - Samson, Ala. - 1968,70)
McGhee, Bill (LB - Dozier, Ala. - 1978,79,80)
McGill, Mike (DB - Alexander City, Ala. - 1970)
McGilvray, Gary (OL - Banks, Ala. - 1979,80,81)
McGraw, Mike (QB - Bessemer, Ala. - 1988,89)
McGraw, Willie Joe (OL/DL - Trion, Ga. - 1956,57)
McGriff, Jim (K - Winfield, Ala. - 1979)
McKelvin, Leodis (DB - Waycross, Ga. - 2004-07)
McKinnon, John (QB - Plantation, Fla. - 1980-83)
McKissack, Evan (OL - Hoover, Ala. - 2012-13)
McKissic, Bryant (DB - Phenix City, Ala. - 2007-10)

McKnight, James (K - Rockledge, Fla. - 1976)
McLain, Ken (QB - Sylacauga, Ala. - 1970-73)
McLain, Thomas (RB - Montgomery, Ala. - 1973)
McLaughlin, Nick (FB - Tennesse, Ala. - 2013-15)
McLendon, Steve (DL - Ozark, Ala. - 2005-08)
McNeil, Harry (OL/DL - Dothan, Ala. - 1948)
McNutt, Wayne (LB - Haleyville, Ala. - 1969-70)
McQueen, Dewayne (DL - Evergreen, Ala. - 2000)
Meadows, Carl (QB - Cumming, Ga. - 2004-05)
Medley, Don (QB - Bonifay, Fla. - 1959)
Meise, Don (OL/DL - Salisbury, Md. - 1952)
Melson, Xavier (DL - Lakeland, Fla. - 2012-13)
Merkel, Steven (OL - Pensacola, Fla. - 2005-08)
Merriott, Francis (QB - Foley, Ala. - 1958)
Messaris, Buddy (QB - Montgomery, Ala. - 1968)
Messick, O'Neal (RB/DB - Abbeville, Ala. - 1956,58)
Mewbourne, David (DB - Birmingham, Ala. - 1976)
Michelfeider, James (RB/DB - Hanceville, Ala. - 1966)
Miggins, Martin (1994)
Miles, Dimitri (LB - Birmingham, Ala. - 2011-12)
Miller, Brent (DL - Iron City, Ga. - 1979)
Miller, Jackie (OL/DL - Savannah, Ga. - 1950-53)
Miller, Jeff (TE - Brewton, Ala. - 1990)
Miller, Jermaine (DB - Louisville, Miss. - 2002,04)
Miller, Mike (DB - Milton, Fla. - 2002)
Miller, Richard (FB - Estanolle, Ga. - 1960)
Miller, Rodney (LB - Pensacola, Fla. - 1975-78)
Miller, Sean (DT - Brewton, Ala. - 1987)
Miller, Willie (1983)
Miller, Zach (DB - Duncan, S.C. - 2012)
Milliner, Lee (OL - Enterprise, Ala. - 2001-04)
Mills, Greg (DL - Tallahassee, Fla. - 2001)
Milner, Josh (P - Tallassee, Ala. - 2008)
Mims, Doug (DB - Dothan, Ala. - 1987-89)
Minor, Eddie (LB - Jacksonville, Fla. - 1969)
Missildine, Ted (RB/DB - Billingsley, Ala. - 1956-58)
Mitchell, Charles (OL/DL - Auburn, Ala. - 1948)
Mitchell, John (RB - Columbiana, Ala. - 1978-79)
Mitchell, Mario (DL - Opelika, Ala. - 1993-95)
Mitchell, Quentin (RB - Williston, Fla. - 1995)
Mitchell, Steve (OL - Warner Robins, Ga. - 1977-79)
Mitchell, TJ (RB - Ft. Lauderdale, Fla. - 2009-12)
Mixon, Fred (RB - Clewiston, Fla. - 1980-83)
Mizell, Eric (TE - Leaf, Miss. - 1990-91)
Moffitt, Tommy (RB/DB - Henderson, Tenn. - 1966-68)
Moncrief, Brett (WR - Little Rock, Ark. - 2010-11)
Money, Hawley (OL/DL - Abbeville, Ala. - 1952,56)
Monk, Bobby (OL - Atlanta, Ga. - 1969-70)
Monroe, Myron (DL - Tuscaloosa, Ala. - 1998-99)
Monroe, Phil (DB - Warner Robins, Ga. - 1979)
Moody, Lee (DE - Mobile, Ala. - 1970-71)
Moore, Adrian (TE - Oxford, Ala. - 1999-00,02-03)
Moore, Bob (WR - Monroeville, Ala. - 1957)
Moore, Danny (K - Dothan, Ala. - 1964-67)
Moore, Deloise (DB - St. Martin, Miss. - 2001-02)
Moore, Derrick (RB - Albany, Ga. - 1989-90)
Moore, Hollis (WR - Memphis, Tenn. - 2011)
Moore, Michael (OL - Fayette, Ala. - 1999)
Moore, Terence (DB - Columbus, Ga. - 2005-08)
Moreland, Xavier (DB - Williamson, Ga. - 2005-06, 08)
Morgan, Andre (DB - Garland, Texas - 2004-05)
Morgan, Roy (WR - Phenix City, Ala. - 1948)
Morgan, Thad (OL/DL - Enterprise, Ala. - 1958-59)
Morris, Kerry (OL - Water Valley, Miss. - 1990-91)
Morris, T.J. (LB - Geneva, Ala. - 1967-68)
Morrison, Paul (OL - Live Oak, Fla. - 1979-81)
Morrow, John (OL/DL - Elba, Ala. - 1951-52)
Mosley, Doug (RB/DB - Montgomery, Ala. - 1965)
Mote, Edgar (RB/DB - Albany, Ga. - 1959)
Moultry, Chris (TE - Brundidge, Ala. - 1990-91)
Mount, Parker (DB - Mathews, Ala. - 1980)

Muller, Bubba (DL - Pensacola, Fla. - 1981-84)
Munson, Joe (TE - Chico, Calif. - 2003-04)
Murchinson, Bobby (OL/DL - Eclectic, Ala. - 1959-60)
Murdock, Kelvin (WR - Tampa, Fla. - 1978-81)
Murphy, Bob (1969-70)
Murry, Stacy (DL - Thomasville, Ga. - 1994-97)
Myers, Jody (QB - Auburndale, Fla. - 1981)
Myrick, Tony (DB - Greenville, Ala. - 1971-74)

N-N-N-N-N-N-N-N

Napert, David (DL - Cocoa, Fla. - 1979-82)
Nation, Jim (OL/DL - Birmingham, Ala. - 1966)
Navarro, Jim (OL/DL - Nashville, Ga. - 1965)
Nelson, James (OL/DL - Elba, Ala. - 1956)
Nelson, Joe (1998)
Nelson, Larry (QB - Mobile, Ala. - 1975)
Newland, Nate (OL - Frankfort, Ky. - 2009-10)
Newman, Gabe (DB - Abbeville, Ala. - 2009)
Newston, Jeff (QB - Pace, Fla. - 1983)
Newton, Earl (OL/DL - Greenville, Ala. - 1959-60)
Newton, Joe (RB/DB - Arcadia, Fla. - 1961)
Newton, Larry (QB - Ft. Lauderdale, Fla. - 1982-83)
Newton, Larry (RB/DB - Greenville, Ala. - 1958-59)
Newton, Sterling (OL/DL - Greenville, Ala. - 1958-59)
Nichols, Dave (OL/DL - Chattahoochee, Fla. - 1951)
Ninas, Rusty (LB - Columbus, Ga. - 1966-69)
Nix, Paul (RB/DB - Bainbridge, Ga. - 1962-65)
Nolin, Nathan (LB - Graceville, Fla. - 2007-09)
Norman, Gene (RB/DB - Luverne, Ala. - 1948)
Nutter, Brock (QB - Hoover, Ala. - 1998-2001)
Nwankwo, Chigozie (DT - Miramar, Fla. - 2008)

O-O-O-O-O-O-O-O

Oates, Neal Jr. (DB/LB - Florala, Ala. - 2000-03)
O'Brien, Daniel (WR - Spartanburg, S.C. - 2000-01)
Odaibo, Femi (DB - Santa Barbara, Calif. - 2013-14)
Odenheimer, Robert (RB/DB - Ridgefield, N.J. - 1951)
Odom, Charles (LB - Dothan, Ala. - 1972-73)
Odom, Kris (OL - Antioch, Ala. - 1992-95)
Odom, Steve (OL - Andalusia, Ala. - 1975)
Okosa, Emeka (DL - Newark, N.J. - 2005-08)
Olds, Mark (FB - Louisville, Ala. - 1987)
Olds, Sean (1986)
Olmsted, Thomas (P/K - Lake City, Fla. - 2002-05)
O'Mara, Pat (DL - Marietta, Ga. - 1980-83)
Orr, Daniel (DT - Eufaula, Ala. - 2008)
O'Toole, Danny (QB - Birmingham, Ala. - 1983-86)
Overton, Larue (P - Lanett, Ala. - 1976-77)
Owen, Allen (DB - Columbus, Ga. - 1970)
Owens, Bobby (DL - Ocala, Fla. - 1973-77)
Owens, Fred (DL - Winter Garden, Fla. - 1968-70)
Owens, Gene (WR - Ozark, Ala. - 1948)
Owens, Ronnie (DB - Rogersville, Ala. - 1972-73)
Owens, Sammy (WR - Blakely, Ga. - 1959-62)
Owes, Barron (LB - Mobile, Ala. - 1992-93)

P-P-P-P-P-P-P-P

Pace, John (RB/DB - Auburn, Ala. - 1948)
Page, Tommy (OL/DL - Bay Minette, Ala. - 1948)
Page, Trey (WR - Birmingham, Ala. - 2012-15)
Painschab, Rich (1981)
Palmer, Mack (RB/DB - Midland City, Ala. - 1957-58)
Palmer, Pat (DL - Cantonment, Fla. - 1988-89)
Parker, Dantavious (QB - Miami, Fla. - 2008-09)
Parker, Kevin (QB - Wedowee, Ala. - 1982)
Parker, Phillip (DB - Midland City, Ala. - 1973-76)
Parker, Sean (WR - Milton, Fla. - 1995-96)
Parker, Tyler (S - Union Hill, 2013-14)

Parks, Anthony (DB - Montgomery, Ala. - 1982-85)
 Parnell, Mitch (LB - Prattville, Ala. - 1985-88)
 Parnell, Scott (Prattville, Ala. - 1988-91)
 Parris, Doug (DB - Clewiston, Fla. - 1986-88)
 Paschal, Charlie (RB - Ocilla, Ga. - 1975)
 Passmore, Neil (RB/DB - Decatur, Ga. - 1960)
 Pate, Shayne (OL - Reform, Ala. - 1992-94)
 Patrick, John Mark (LB - Jay, Fla. - 2007-08)
 Patterson, Allen (RB - Auburn, Ala. - 1974-75)
 Patterson, Robert (DB - Melbourne, Fla. - 1971,75-76)
 Patton, Mike (LB - Andalusia, Ala. - 1991-93)
 Paul, David (WR - Tavares, Fla. - 1960)
 Paul, Oliver (OL/DL - Dothan, Ala. - 1951-53)
 Paulk, Bobby (RB/DB - Crawfordville, Fla. - 1957)
 Paulk, Mahlon (RB/DB - Ramer, Ala. - 1951-53)
 Payne, Dale (OL - Robards, Ky. - 1991-94)
 Payne, Jimbo (RB - Skipperville, Ala. - 1984-87)
 Payne, Keion (CB - Ft. Lauderdale, Fla. - 2013-14)
 Payton, Felton (WR - Ft. Walton Beach, Fla. - 2009-13)
 Peacock, Winton (RB/OL - Eastman, Ga. - 1963-64)
 Peavy, Jack (OL - Foxborough, Mass. - 1984-85)
 Peek, Garrett (DL - Millbrook, Ala. - 2013-15)
 Peeples, Terry (CB - Forrest Park, Ga. - 1971-72)
 Pelham, Jack (OL/DL - Panama City, Fla. - 1952)
 Pelham, Wilbur (RB/DB - Graceville, Fla. - 1952)
 Pelham, Wilmer (RB/DB - Columbus, Ga. - 1959)
 Pendergrass, Derick (DB - Manning, S.C. - 2005-07)
 Pennington, Robert (RB - Birmingham, Ala. - 1978-80)
 Perdue, Jack (QB - Columbus, Ga. - 1952)
 Perez, Sergio (DB - Mayo, Fla. - 2009)
 Perkins, James (WR - Eufaula, Ala. - 1948)
 Perkins, Jim (WR - Montgomery, Ala. - 1970-71)
 Perry, Stuart (RB - Buena Vista, Ga. - 1978)
 Peters, Jon (QB - Albertville, Ala. - 1996-98)
 Peterson, Brian (OL - Santa Rosa, Fla. - 1997-98)
 Peterson, Cameron (WR - Daphne, Ala. - 2013-14)
 Peterson, Tyrone (DB - Montgomery, Ala. - 1996-98)
 Phillips, Andrew (OL - Magnolia, Miss. - 2011-12)
 Phillips, Bobby (OL/DL/FB - Adel, Ga. - 1956-58)
 Phillips, Cedric (TE - Roanoke, Ala. - 2000-03)
 Phillips, Clark (OL - Bristol, Tenn. - 1997-98)
 Phillips, Eddie (OL - Tallassee, Ala. - 1976-78)
 Phillips, Jerome (QB - Georgiana, Ala. - 1994-96)
 Phillips, KeJuan (DB - Waycross, Ga. - 2008,10)
 Phillips, Tom (OL/DL - Cottonwood, Ala. - 1952)
 Phillips, Wayne (QB - Corner, Ala. - 1961-62)
 Philpott, Larry (RB - Fairfax, Ala. - 1970)
 Philpott, Gary (OL - Fairfax, Ala. - 1974-75)
 Philyaw, David (DB - Atlanta, Ga. - 1999-2002)
 Philyaw, Mareno (WR - Atlanta, Ga. - 1996-99)
 Pickett, Charles (DL - Jacksonville, Fla. - 1973-76)
 Pickett, Chris (DB - Crestview, Fla. - 2010-13)
 Pickett, Sam (DL - Enterprise, Ala. - 1973-76)
 Pimienta, Gerrick (LB - Brandon, Fla. - 1985-88)
 Pitchford, Blaine (LT - Dothan, Ala. - 1991)
 Pittman, Bo (LB - New Brockton, Ala. - 1989-92)
 Pittman, Johnny (FB - Brunswick, Ga. - 1964-65)
 Pittman, Julius (WR - Troy, Ala. - 1987-90)
 Pittman, Marcus (DL - Broadway, N.C. - 2006-07)
 Pitts, KE'Marvin (WR - Albany, Ga. - 2015)
 Pleas, Clint (RB - Tallahassee, Fla. - 1982)
 Plummer, Lindsey (WR - Miami, Fla. - 1971-74)
 Poe, Ryan (OL - Tuscaloosa, Ala. - 1987-89)
 Polite, Eric (WR - Winder, Ga. - 1992-95)
 Polk, Jason (LB - Fayetteville, Ga. - 1989)
 Polk, Taylor (LS - Demopolis, Ala. - 2014-15)
 Pollard, Andre (WR - Montgomery, Ala. - 1982)
 Ponder, Dionte (DB - Ocala, Fla. - 2012)
 Postell, Eric (DL - Adel, Ga. - 1990-91)
 Potter, Wesley (OL - Bellevue, Wash. - 2007-08)
 Pounds, Sam (LB - Millry, Ala. - 2011)

Powe, Ernest (QB - Mobile, Ala. - 1979-80)
 Powell, Butch (LB - Troy, Ala. - 1970)
 Powell, Byron (DL - Blakely, Ga. - 1992-94)
 Powell, Horace (RB/DB - Enterprise, Ala. - 1951)
 Powell, Millard (RB/DB - Samson, Ala. - 1962)
 Powell, Roland (WR - Elba, Ala. - 1956)
 Powell, Sonny (QB - Bay Minette, Ala. - 1957)
 Prestwood, Eugene (RB/DB - Brewton, Ala. - 1951)
 Price, Stewart (HB - Troy, Ala. - 1972)
 Pruitt, Dontreal (QB - Laurel, Miss. - 2014-15)
 Pruitt, Josh (TE - Ellsworth, Kan. - 2005-06)
 Puccio, Phil (WR - Eufaula, Ala. - 1991-94)
 Pugh, Bernard (DL - Grove Hill, Ala. - 1980-81)
 Pyle, Edward (OL/DL - Birmingham, Ala. - 1951-53)

Q-Q-Q-Q-Q-Q-Q-Q

Quass, Ollie (K - Beaufort, S.C. - 1992-95)
 Queen, Sonny (RB/DB - Montgomery, Ala. - 1948)
 Quinn, Marlon (DL - Etiwanda, Calif. - 2008)
 Quinn, Mike (P - Birmingham, Ala. - 1977-80)
 Quinney, David (TE - Eufaula, Ala. - 1977)
 Quisenberry, Clark (WR - Enterprise, Ala. - 2013-15)

R-R-R-R-R-R-R

Rabb, Anthony (LB - Prichard, Ala. - 1997-99)
 Raburn, John (DB - Tampa, Fla. - 1971-74)
 Ragan, Ronnie (RB/DB - Madison, Fla. - 1967)
 Ragin, Jackie (OL/DL - Montezuma, Ga. - 1965)
 Ragle, Bill (RB - Roanoke, Ala. - 1968-71)
 Railey, Ralph (OL/DL - Troy, Ala. - 1952)
 Raines, Bernice (QB - Ft. Walton, Fla. - 1952)
 Rainey, Lionel (LB - Greenville, Ala. - 1969-70)
 Ramsey, Ben (TE - Scott City, Kan. - 2005)
 Randa, Jeff (K - Foley, Ala. - 1996-97)
 Randall, Lonnie (DL - Ozark, Ala. - 1992-94)
 Ransaw, Michael (QB - Ft. Lauderdale, Fla. - 1990)
 Raulerson, Gordon (OL - Patterson, Ga. - 1964-65)
 Ray, Allen (OL - Montgomery, Ala. - 1990-93)
 Ray, Jake (OL/DL - Wetumpka, Ala. - 1948)
 Ray, Matt (QB - Quincy, Calif. - 2002)
 Redd, Mickey (QB - Enterprise, Ala. - 1966)
 Reddick, Darrin (S - Houston, Texas - 2014-15)
 Reddoch, Tim (OL/DL - Troy, Ala. - 1951)
 Reed, Larry (DL - Jacksonville, Fla. - 1980)
 Reed, Rayshun (DB - Phenix City, Ala. - 1999-03)
 Reese, Hunter (DE - Wetumpka, Ala. - 2015)
 Reese, Steve (LB - Damasacus, Ga. - 1978-81)
 Reeves, Chip (WR - Stone Mountain, Ga. - 2008-10, 12)
 Reeves, Jerry (RB/DB - Americus, Ga. - 1961-64)
 Reeves, Joe (DB - Adel, Ga. - 1983)
 Register, Johnny (LB - Geneva, Ala. - 1974)
 Reid, David (OL/DL - Phenix City, Ala. - 1952)
 Reid, Jim (K - Tallahassee, Fla. - 1973)
 Reinhardt, John (RB/DB - Decatur, Ga. - 1960)
 Reinhardt, Mike (WR - Birmingham, Ala. - 1964)
 Renfroe, Dewey (RB/DB - Montgomery, Ala. - 1948)
 Rentz, Aubrey (RB/DB - Blakely, Ga. - 1956-58)
 Reynolds, James (K - Union Springs, Ala. - 1974)
 Rice, Joe (WR - Dothan, Ala. - 1965)
 Richards, Jerry (DL - Troy, Ala. - 1981)
 Richardson, Calvin (DL - Monroeville, Ala. - 1976-78)
 Richardson, Jermaine (RB - Pensacola, Fla. - 2002-05)
 Richardson, Marcus (DB - Pensacola, Fla. - 2004-07)
 Richardson, Mike (DL - Rockledge, Fla. - 1978-81)
 Richardson, Terry (WR - Donaldsonville, La. - 1957)
 Richardson, Zach (DB - Alabaster, Ala. - 2009)
 Richburg, Bubba (TE - Troy, Ala. - 1991)
 Rickard, William (OL/DL - Sharon, Pa. - 1959)
 Ridgeway, Roger (P - Pass Christian, Miss. - 2001)

Rigdon, Charles (DB - Ft. Walton, Fla. - 1977-79)
 Riley, Chuck (QB - Abbeville, Ala. - 1971)
 Riley, Leonard (OL/DL - Ozark, Ala. - 1948)
 Riley, Nic (OL - Warner Robins, Ga. - 2007-08)
 Rivers, Ed (DB - Naples, Fla. - 1975)
 Roberson, Vance (OL - Gadsden, Ala. - 1976-78)
 Roberts, Cleve (OL - Buhler, Kan. - 1997-98)
 Roberts, R.J. (LB - Enterprise, Ala. - 2007,09)
 Robert, Tyler (DE - Hoover, Ala. - 2012-15)
 Robinson, Corey (QB - Paducah, Ky. - 2010-13)
 Robinson, Drew (LS - Opelika, Ala. - 2008-09)
 Robinson, Jaquon (WR - Atlanta, Ga. - 2012)
 Robinson, Mike (DB - Fairfield, Ala. - 2009)
 Robinson, Ray (WR - Carrollton, Ga. - 1948)
 Robinson, Rubin (OL/DL - Birmingham, Ala. - 1951-53)
 Robinson, Tommie (DB - Phenix City, Ala. - 1982-85)
 Robinson, Zsan (WR - Rockledge, Fla. - 2003)
 Robles, John (DL - Miami, Fla. - 2010-11)
 Rodgers, Tony (LB - Montgomery, Ala. - 1972)
 Roe, Brent (TE - Pine Hill, Ala. - 1984-87)
 Rogers, Ben (OL/DL - Bainbridge, Ga. - 1956-59)
 Rogers, David (RB - Milledgeville, Ga. - 1970)
 Rogers, Mike (OL - Opp, Ala. - 1981-84)
 Rogers, Russ (LB - Milton, Fla. - 1989-92)
 Rohrbaugh, Eddie (QB - Fairburn, Ga. - 1976-79)
 Roland, J.B. (OL/DL/QB - Colquitt, Ga. - 1952-57)
 Roland, Mitchell (LB - Auburn, Ala. - 2013-15)
 Roney, Lafayette (OL/DL - Newville, Ala. - 1951,53)
 Rookard, Cedarius (S - Spartanburg, S.C. - 2015)
 Rooker, Charles (OL/DL - Pensacola, Fla. - 1959)
 Rooks, Frank (RB/DB - Marianna, Fla. - 1957)
 Rooks, Mack (RB/DB - Marianna, Fla. - 1948)
 Ross, Bobby (WR - Tallassee, Ala. - 1952-53,58)
 Ross, Willard (DB - Hollandale, Miss. - 2009-10)
 Rotunda, Windham (OL - Brooksville, Fla. - 2008)
 Rountree, Jalen (CB - Warner Robins, Ga. - 2015)
 Roundtree, Bert (RB/DB - Adel, Ga. - 1962-63)
 Roussell, Rashad (DL - Boutte, La. - 2008-09)
 Rowe, Luke (TE - Eclectic, Ala. - 2009)
 Rowell, Jeremy (QB - Crestview, Fla. - 1992-95)
 Rowland, Mitch (OL - Headland, Ala. - 1983)
 Ruben, Teddy (WR - Scottsdale, Ariz. - 2014-15)
 Rumph, Garry (DT - Troy, Ala. - 1984-87)
 Russell, Adam (QB - Dora, Ala. - 1996-97)
 Russell, Bill (OL/DL - Hartford, Ala. - 1966-69)
 Russell, Cliff (OL/DL - Montgomery, Ala. - 1960)
 Russell, Josh (QB - Sumiton, Ala. - 2002-03)
 Russell, Larry (RB - Decatur, Ala. - 1974-75)
 Rutledge, Toris (WR - Reddick, Fla. - 2002-06)
 Ryles, Robert (OL - Grady, Ala. - 1972)

S-S-S-S-S-S-S

Sadler, Frank (RB/DB - Albany, Ga. - 1956-59)
 Sadler, Mike (OL - Jacksonville, Fla. - 1968-69)
 Saleem, Ismail (WR - Montgomery, Ala. - 2015)
 Salter, Gary (DE - Warner Robins, Ga. - 1972)
 Samples, Jason (WR - Swainsboro, Ga. - 2001-04)
 Samuels, Tyler (TE - Sarasota, Fla. - 2009)
 Sanders, Arthur (OL/DL - Phenix City, Ala. - 1956)
 Sanders, Billy (OL/DL - Cochran, Ala. - 1962)
 Sanders, Johnny (OL/DL - Phenix City - 1956-59)
 Sanders, Mark (QB - Meridian, Miss. - 1981)
 Sanders, Ovid (OL/DL - Dozier, Ala. - 1951)
 Sanders, Patrick (WR - Atlanta, Ga. - 1962)
 Sanders, Ralph (DL - Columbus, Ga. - 1973-76)
 Sanders, Tim (WR - Birmingham, Ala. - 1974-77)
 Sanders, Trevon (DT - Charleston, S.C. - 2015)
 Sandusky, Clarence (OL/DL - Montgomery, Ala. - 1951)
 Sanford, Billy (RB/DB - Bessemer, Ala. - 1948)
 Sasser, Lance (WR - Pensacola, Fla. - 1989-92)

Sauls, Drew (WR - Callahan, Fla. - 1982)
 Sayler, Steve (OL - Dothan, Ala. - 1974-76)
 Schatz, Jeremy (P - Birmingham, Ala. - 2001)
 Scott, Harold (FB - LaGrange, Ga. - 1957)
 Scott, Herman (WR - Prattville, Ala. - 1948)
 Scott, Will (P/K - Lucedale, Miss. - 2012-13)
 Scruggs, Randall (OL/DL - Excel, Ala. - 1965)
 Searcy, Ken (TE - Troy, Ala. - 1982)
 Searcy, James (DE - Newnan, Ga. - 2008-09)
 Searcy, Shelby (RB/DB - Andalusia, Ala. - 1948)
 Sears, Corey (LB - Montgomery, Ala. - 1999-2001)
 Seay, Virgil (WR - Moultrie, Ga. - 1978-79)
 Seder, Steve (OL - Tampa, Fla. - 1979)
 Sellers, Ennis (OL/DL - Georgiana, Ala. - 1948)
 Sellers, Ray (OL - Baxley, Ga. - 1971-72)
 Sellers, Sam (DB - Troy, Ala. - 2007-10)
 Sexton, Gerald (DL - Ft. Deposit, Ala. - 1980)
 Shamburger, Cliff (DB - Jasper, Ala. - 1993-96)
 Shannon, Don (QB - Montgomery, Ala. - 1952)
 Shaughnessy, Leonard (OL - Dothan, Ala. - 1995-98)
 Sheats, Charles (OL - Athens, Ga. - 1992-95)
 Sheffield, Cameron (DE - Portal, Ga. - 2006-09)
 Sheffield, Daniel (DB - Ashburn, Ga. - 2008-10)
 Shields, Charles (OL/DL - St. Marks, Fla. - 1956)
 Shelley, Ronnie (DB - Headland, Ala. - 1966-69)
 Shepard, Keith (QB - Chancey, Ga. - 1969)
 Shepphard, Raymond (RB/DB - Columbus, Ga. - 1951)
 Sherfield, Thomas (LB - Tuscaloosa, Ala. - 1993-95)
 Sherman, Mike (OL - Montgomery, Ala. - 1974-75)
 Sherman, Tim (OL - Montgomery, Ala. - 1971-72)
 Sherrill, Mike (TE - Pensacola, Fla. - 1983-85)
 Shields, Chuck (OL/DL - St. Marks, Fla. - 1957)
 Shine, Glen (WR - Montgomery, Ala. - 1964)
 Shipman, Demetric (DB - LaGrange, Ga. - 1993-96)
 Shirley, Ryan (QB - Gordo, Ala. - 1999-00)
 Shiver, Paul (1981)
 Shlegel, Mike (QB - Buffalo, N.Y. - 1972)
 Shuler, Tom (OL - Tallahassee, Fla. - 1972-74)
 Shuttlesworth, Randy (QB - Warner Robins, Ga. - 1978)
 Silvers, Brandon (QB - Orange Beach, Ala. - 2014-15)
 Silvoy, Austin (WR - St. Augustine, Fla. - 2007-10)
 Simon, Carnell (DE - Duluth, Ga. - 2014-15)
 Simmons, Carl (DB - Lineville, Ala. - 1999-2001)
 Simmons, Curtis (DL - Albany, Ga. - 1974-75)
 Simmons, Gary (DL/TE - Thomasville, Ala. - 1990-92)
 Simmons, Harold (OL/DL - Brandon, Fla. - 1964)
 Simmons, Kelvin (QB - Mobile, Ala. - 1991-93)
 Simms, Steve (LB - Columbus, Ga. - 1975)
 Sims, Brad (RB - Montgomery, Ala. - 1984-86)
 Singleton, Rodney (DB - Montgomery, Ala. - 1988-91)
 Sites, Buddy (WR - Blakely, Ga. - 1956-57)
 Skipper, Heyward (WR - Baxley, Ga. - 1999-02)
 Skole, Scott (DB - Roswell, Ga. - 1980)
 Slater, Bryan (DT - Mobile, Ala. - 2014-15)
 Sliger, Dwight (DB - Melbourne, Fla. - 1971-72)
 Sloan, Eric (DB - Atlanta, Ga. - 1997-99)
 Small, Dion (OL - Americus, Ga. - 2007-08)
 Small, Ronnie (DB - Greenville, Ala. - 1983)
 Smeltzer, Karl (LB - Jacksonville, Fla. - 1988-90)
 Smeltzer, Kurt (DL - Jacksonville, Fla. - 1983-86)
 Smiley, A.J. (S - Hoover, Ala. - 2015)
 Smith, Bennie (TE - Gainesville, Fla. - 1982-83)
 Smith, Billy (LB - Mobile, Ala. - 1969-72)
 Smith, Boo (LB - Raleigh, N.C. - 2003-06)
 Smith, Carl (WR - Gainesville, Fla. - 1980-83)
 Smith, Don (RB/DB - Brewton, Ala. - 1952)
 Smith, Ferrell (FB - Elba, Ala. - 1965)
 Smith, Greg (DL - Jacksonville, Fla. - 1978)
 Smith, Jamaal (WR - Hapeville, Ga. - 2002-04)
 Smith, Jack (LB - Ocilla, Ga. - 1969-70)
 Smith, Jack (WR - Athens, Ala. - 1992)

Smith, James (OL/DL - Fort Walton, Fla. - 1960)
 Smith, Kyle (OL - Donalsonville, Ga. - 2002)
 Smith, Terrell (LB - Barnesville, Ga. - 1996-99)
 Smith, Wayne (WR - Springfield, Ga. - 1963)
 Smith, Willie (LB - Brewton, Ala. - 1993-96)
 Smoke, Charles (WR - Mobile, Ala. - 1974-77)
 Snead, Les (OL - Eufaula, Ala. - 1989-91)
 Solley, Malcolm (FB - Prattville, Ala. - 1960)
 Solomon, Jed (K - Valdosta, Ga. - 2012-15)
 Southward, Shawn (RB - Florence, Ala. - 2009-12)
 Sowell, Jeff (DL/LB - Tallahassee, Fla. - 1982-84)
 Spann, Bobby (QB - Montgomery, Ala. - 1956-57)
 Sparks, Andy (DB - Eufaula, Ala. - 1982-83)
 Spear, James (OL/DL - Lanett, Ala. - 1948)
 Spear, Paul (RB - Andalusia, Ala. - 1975)
 Spear, William (QB - Lopin, Ala. - 1973)
 Speed, Bryant (DB - Selma, Ala. - 1980)
 Spencer, Billy Ray (RB/DB - Birmingham, Ala. - 1951)
 Spencer, Harris (DB - Mobile, Ala. - 1977-80)
 Sperli, Tommy (WR - Merritt Island, Fla. - 1975)
 Spikner, Jeremy (DB - Memphis, Tenn. - 2013)
 Spillers, Gary (LB - Milledgeville, Ga. - 1969-70)
 Spradley, Steve (OL/DL - Lake City, Fla. - 1963-64)
 Sprayberry, Tommy (OL/DL - Trion, Ga. - 1951)
 Spriggs, Marcus (DL - Washington, DC - 1996-98)
 Stabile, Dan (RB/DB - Sharpsville, Pa. - 1961)
 Stabler, Rick (LB - Dothan, Ala. - 1975)
 Stacey, Carol (OL/DL - Excel, Ala. - 1956)
 Stadom, Jamal (DE - Melbourne, Fla. - 2014-15)
 Stadom, Marty (DE - Melbourne, Fla. - 2012-13)
 Stanfield, Chris (FB - Prattville, Fla. - 2005)
 Stanley, Daniel (WR - Eclectic, Ala. - 2009)
 Stansberry, Jay (OL - Bremen, Ga. - 2009)
 Staple, Keith (LB - Jonesboro, Ga. - 2002-03)
 Steiner, Kevin (DL - Pensacola, Fla. - 1978)
 Stekes, Roy (FB - Brewton, Ala. - 1952)
 Stennis, Carlos (DL - Meridian, Miss. - 2000-01)
 Stephens, John (OL/DL - Savannah, Ga. - 1961-65)
 Stephens, Mickey (OL/DL - Crestview, Fla. - 1962)
 Stephens, Ray (OL/DL - Tucker, Ga. - 1964-65)
 Stephens, Roger (WR - LaGrange, Ga. - 1960-62)
 Stephens, Tommy (OL - Marianna, Fla. - 2012-14)
 Stevens, Brad (QB - New Orleans, La. - 1991-93)
 Stevens, Craig (OL - Palatka, Fla. - 1981-84)
 Stewart, Bryant (WR - Elgin, S.C. - 2003)
 Stewart, Greg (DL - Decatur, Ala. - 1984-87)
 Stidham, Matt (TE - Blountsville, Ala. - 2008-10)
 Stiles, Ron (OL/DL - Fort Walton, Fla. - 1962)
 Stinson, Jerry (OL/DL - Geneva, Fla. - 1957)
 Stone, Matt (K - Atlanta, Ga. - 1991-92)
 Stone, William (RB/DB - Russellville, Ala. - 1961)
 Storey, Mark (OL - Jack, Ala. - 1985-88)
 Stoudmire, Jackie (DL - Elba, Ala. - 1992-95)
 Stovall, Paul (DB - Atlanta, Ga. - 1979-80)
 Strickland, Coy (MG - Abbeville, Ala. - 1977)
 Strickland, Ken (OL - Ocala, Fla. - 1975)
 Stringer, Maurice (WR - Opelika, Ala. - 1993-96)
 Stringfellow, Steve (LB - Pascagoula, Miss. - 1978-81)
 Stringer, Tommy (QB - Highland Home, Ala. - 1957)
 Striplin, Jimmy (RB/DB - Enterprise, Ala. - 1951)
 Stroh, Gerald (DL - Montgomery, Ala. - 1978)
 Strong, Keith (DB - Goodwater, Ala. - 1991-92)
 Stuckey, Shawn (LB - Daleville, Ala. - 1996-97)
 Suggs, Brandon (DT, Russellville, Ala. - 2005)
 Sullivan, Cedric (DE - Houston, Texas - 2003-04)
 Sullivan, Guy (RB/DB/QB - Ft. Deposit, Ala. - 1951-53)
 Sullivan, James (OL/DL - Hartford, Ala. - 1948)
 Sullivan, Jerome (WR - Gordo, Ala. - 1966)
 Sullivan, John (LB - Winder, Ga. - 1975-76)
 Sullivan, Phil (OL/DL - Rincon, Ga. - 1963)
 Sullivan, Willie (LB - Theodore, Ala. - 1982-84)

Sumbry, Octavious (DB - Phenix City, Ala. - 2004)
 Summerall, David (DL - Vero Beach, Fla. - 1987-89)
 Summers, Steve (QB - Paris, Tenn. - 1987-90)
 Summers, Tank (RB - Lanett, Ala. - 1977-80)
 Suttle, Ted (TE/DL - Foley, Ala. - 1975-78)
 Swafford, Andy (WR - Gadsden, Ala. - 1995-97)
 Swain, Johnny (DB - Brewton, Ala. - 1990-93)
 Swartz, Dean (OL - Vero Beach, Fla. - 1975)
 Swindall, Zach (OL - Troy, Ala. - 2008-11)

T-T-T-T-T-T-T

Tabb, Tom (WR - Colquitt, Ga. - 1952-53)
 Tagovailoa, Junior (DT - Eva Beach, HI - 2005-07)
 Talley, David (OL - Warner Robins, Ga. - 1977-80)
 Tarver, Larry (OL - Atlanta, Ga. - 1974)
 Tate, Gerald (WR - Venice, Fla. - 2006-08)
 Tatum, Jim (DL - Montgomery, Ala. - 1971)
 Tatum, Johnny (RB/DB - Montgomery, Ala. - 1964-65)
 Taylor, Charles (RB - Vidalia, Ga. - 1972)
 Taylor, D.J. (RB - Fairhope, Ala. - 2008-12)
 Taylor, Doug (TE/LB - Columbus, Ga. - 1967-70)
 Taylor, Ford (RB/DB - Troy, Ala. - 1948)
 Taylor, Freddie (RB - Ozark, Ala. - 1985-89)
 Taylor, Michael (K - Pensacola, Fla. - 2008-11)
 Teal, Martin (WR/LB - St. Petersburg, Fla. - 2003-06)
 TeArt, Shermane (DT - Orlando, Fla. - 2009-13)
 Tease, Chris (DB - Florence, Ala. - 1982)
 Teel, Danny (WR - Pensacola, Fla. - 1965)
 Teel, Lester (LB - Auburn, Ala. - 1974-76)
 Teknipp, Jim (TE - Painesville, Ohio - 2011-13)
 Tellis, Henry (OL - Montgomery, Ala. - 2001-04)
 Terrell, Julius (DB - Gadsden, Ala. - 1995-98)
 Terry, Alonzo (TE - Sylvester, Ga. - 1980-81)
 Terry, DeVon (DB - Enterprise, Ala. - 2012)
 Terry, Ernie (RB - Daleville, Ala. - 1982-85)
 Terry, Mykeal (WR - Fullerton, Calif. - 2006-08)
 Thiesen, Brett (WR - Jensen Beach, Fla. - 2013)
 Thomas, Charles (OL - Forest Park, Ga. - 1997-00)
 Thomas, Eric (DL - Atlanta, Ga. - 2000,02-04)
 Thomas, Eric (WR - Shreveport, La. - 2010-13)
 Thomas, Derrick (LS - Elba, Ala. - 2007-08)
 Thomas, Freddie (DB - Montgomery, Ala. - 1984-87)
 Thomas, Gabriel (LB - Montgomery, Ala. - 1980-82)
 Thomas, Jacoby (LB - Mobile, Ala. - 2008-12)
 Thomas, James (OL/DL - Highland Home, Ala. - 1959-60)
 Thomas, Steve (LB - Americus, Ga. - 1975)
 Thomas, Tres (WR - Orlando, Fla. - 1972)
 Thomas, Trinidy (LB - Panama City, Fla. - 2005-08)
 Thomas, Wayne (RB - Dothan, Ala. - 1998-00)
 Thomason, Troy (OL - St. Petersburg, Fla. - 1980)
 Thompson, Angelo (RB - Bessemer, Ala. - 1982)
 Thompson, Antonio (DB - Apopka, Fla. - 1997-00)
 Thompson, Drew (TE - Mobile, Ala. 2014)
 Thompson, Dwayne (RB - Columbus, Ga. - 1981-83)
 Thompson, Emanuel (WR - Clayton, Ala. - 2014-15)
 Thompson, Glenn (TE - Enterprise, Ala. - 1973-74)
 Thompson, Glynn (OL/DL - Ocilla, Ga. - 1967-68)
 Thompson, Johnny (LB - Valley, Ala. - 2009-10)
 Tidwell, Dallas (QB - Gardendale, Ala. - 2012-15)
 Till, C.B. (OL/DL - Montgomery, Ala. - 1952)
 Timmons, Brandon (DE, Memphis, Tenn. - 2013-14)
 Tinley, Lawton (RB - Waynesboro, Ga. - 1970)
 Todd, Shawn (DE - Crestview, Fla. - 2004-07)
 Tolar, Manley (DL - Ashford, Ala. - 1983)
 Tomlin, Jonathan (TE/RB - Auburn, Ala. - 1999-02)
 Tompkins, Jimmy (OL/DL - Brantley, Ala. - 1958-61)
 Toole, Stanford (WR - DeFuniak Springs, Fla. - 1948)
 Townes, Montrez (DB - Nesbit, Miss. - 2012-13)
 Townes, Wayne (RB - East Point, Ga. - 1980)
 Tramble, David (DE - Atlanta, Ga. - 2002-05)

Trammell, Jerry (QB - Centre, Ala. - 1959-60)
 Travis, Jerald (DL - Pensacola, Fla. - 1985-88)
 Trawick, Brynden (DB - Marietta, Ga. - 2011-12)
 Trolinger, Benny (RB/DB - Cairo, Ga. - 1956)
 Truax, Jesse (WR - Gulfport, Miss. - 1971-72)
 Truitt, Phillip (DE - Florence, Ala. - 1972-73)
 Trussell, Billy (RB/DB - Tallassee, Ala. - 1948)
 Tucker, Bennet (OL/DL - Opp, Ala. - 1952-53)
 Tucker, Steve (LB - Jacksonville, Ala. - 1980)
 Tucker, Tim (LB - Enterprise, Ala. - 1975-78)
 Tullis, Ronnie (LB - Headland, Ala. - 1980-81)
 Tullis, Willie (QB - Headland, Ala. - 1978-80)
 Turk, Mike (QB - Montgomery, Ala. - 1984-87)
 Turner, Fred (WR - Montgomery, Ala. - 2005-08)
 Turner, Louis (RB/DB - Phenix City, Ala. - 1956)
 Turner, Rodell (RB - Melbourne, Fla. - 1975)
 Turner, Ryan (LB - Eufaula, Ala. - 2012)
 Tynes, Lawrence (K - Milton, Fla. - 1997-2000)
 Tyra, Bobby (LB - Ft. Mitchell, Ala. - 1970-72)
 Tyra, Chris (DE - Ft. Mitchell, Ala. - 1970-72)

U-U-U-U-U-U-U-U

Ueberroth, Randy (LB - Milton, Fla. - 1995-98)
 Ulm, Jerry (LB - Tampa, Fla. - 1973)
 Umenyiora, Osi (DL - Auburn, Ala. - 1999-02)
 Underwood, Bratcher (K - Dothan, Ala. - 2015)
 Underwood, Randy (DE - Jasper, Ala. - 2006)
 Upshaw, Breck (WR - Columbus, Ga. - 1978-81)
 Upshaw, Derrick (DL - Darien, Ga. - 2012)

V-V-V-V-V-V-V-V

Valcin, Barry (DB - Port Arthur, Texas - 2009, 11-12)
 Van Hooser, Wilson (WR - Montgomery, Ala. - 2013)
 Van Wie, Don (K - Gainesville, Fla. - 1981-83)
 Vance, Donnie (QB - Adel, Ga. - 1970)
 Vance, Ernest (WR - Sparks, Ga. - 1960)
 Vann, Brent (WR - Dothan, Ala. - 1978)
 Varvil, Terry (OL - Brandon, Fla. - 1993-96)
 Vaughn, Robert (DL - Griffin, Ga. - 1981-82)
 Vaughn, Warren (QB - Morrow, Ga. - 1966)
 Venisee, Thomie (WR - Albany, Ga. - 1999-2001)
 Vera, Adrian (P - Conroe, Texas - 2007)
 Vice, W.D. (OL/DL - Frisco City, Ala. - 1961)
 Vickers, Vic (OL - Jacksonville, Fla. - 1968)
 Vines, Stewart (C - Birmingham, Ala. - 1987-88)

W-W-W-W-W-W-W-W

Wade, Dick (WR - Valley Head, Ala. - 1951)
 Wade, Walter (WR - Opa-Locka, Fla. - 1997-2000)
 Wagner, Kenny (DE - Pembroke Pines, Fla. - 1986-88)
 Waites, Sherrod (WR - Wetumpka, Ala. - 1961)
 Waldrop, Ben (LB - Pensacola, Fla. - 2001)
 Walker, Duwan (DB - Cairo, Ga. - 1992-95)
 Walker, George (QB - Ozark, Ala. - 1952)
 Walker, Jimmy (OL/DL - Fairhope, Ala. - 1964-65)
 Walker, Rod (DL - Milton, Fla. - 1995-98)
 Walker, Sullivan (RB - Montgomery, Ala. - 1975-77)
 Wallace, Jessie (LB/DL - Mobile, Ala. - 1977-80)
 Walls, Greg (DB/RB - Ft. Walton, Fla. - 1982-85)
 Walls, Lee (OL - Valley, Ala. - 1999-2002)
 Ward, Adarryll (WR - Mobile, Ala. - 1993-95)
 Ward, Donnie (OL/DL - Columbus, Ga. - 1952)
 Ward, Jim (LB - Ft. Walton Beach, Fla. - 1989-92)
 Ward, Kenneth (OL/DL - Florida, Ala. - 1958-60)
 Ward, Randal (DL - Dadeville, Ala. - 1973-74)
 Ward, Theory (DL - Eastman, Ga. - 1981)
 Ware, DeMarcus (DL - Auburn, Ala. - 2001-04)
 Ware, Eric (DL - Alexander City, Ala. - 1991-92)

Warren, Daniel (LB - Glencoe, Ala. - 2013-15)
 Warren, Harry (DB - Dothan, Ala. - 1974-75)
 Wasden, Tommy (QB - Selma, Ala. - 1985-87)
 Washington, Derrick (RB - Selma, Ala. - 1993-95)
 Washington, Larry (LB - Ocilla, Ga. - 1977-80)
 Watkins, Bruce (OL/DL - St. Cloud, Fla. - 1964-65)
 Watson, Dale (LB - Panama City, Fla. - 1993-96)
 Watson, Earl (OL/DL - Eufaula, Ala. - 1956)
 Watson, Terry (OL/DL - Eufaula, Ala. - 1966)
 Watts, Darryl (DB - Selma, Ala. - 2005-07)
 Watts, Frank (RB/DB - Jasper, Ala. - 1966)
 Weary, Fred (DL - Montgomery, Ala. - 1974-77)
 Weathington, Larry (OL/DL - Mableton, Ga. - 1965)
 Weaver, Jerry (QB - Cedartown, Ga. - 1958)
 Webb, James (OL/DL - Dawson, Ga. - 1963)
 Webb, Steve (FB - Clearwater, Fla. - 1973)
 Webb, Vaughn (WR - Warm Springs, Ga. - 1960)
 Weber, Karl (P - Long View, Wash. - 1983)
 Weiss, Alan (QB - Mobile, Ala. - 1982)
 Welch, Jerrald (DL - Grove Hill, Ala. - 1980-81)
 Wells, Devon (RB - Panama City, Fla. - 2001)
 Wells, Leon (DB - Sylacauga, Ala. - 1974)
 Wells, Matthew (OL - Highland Home, Ala. - 1997-98)
 Wheeler, Leonard (CB - Toccoa, Ga. - 1991)
 Wheeler, Wilson (QB - Waycross, Ga. - 1961-62)
 Whibbs, Greg (K - Pensacola, Fla. - 2004-07)
 Whigham, Greg (1974)
 Whingther, Joel (RB - Augusta, Ga. - 2003-05)
 White, Andrew (RB/DB - Blakely, Ga. - 1966,68)
 White, Bobby (WR - Cuthbert, Ga. - 1956)
 White, Clarence (DL - Mobile, Ala. - 1982-83)
 White, Daron (RB - Jacksonville, Fla. - 2012-13)
 White, Freeman (DB - Birmingham, Ala. - 2000-04)
 White, Roy (LB - Mobile, Ala. - 1975)
 Whitehurst, Wendel (OL - Bonifay, Fla. - 1979)
 Whitman, Whitey (OL/DL - Phenix City, Ala. - 1956-57)
 Wilborn, Kyle (OL - Newnan, Ga. - 2009-12)
 Wiley, Marvin (WR - Donaldsonville, Ga. - 1956-57)
 Wilkes, Corey (QB - Jasper, Ala. - 2009)
 Wilkes, Guy (WR - Eufaula, Ala. - 1948)
 Wilkes, Randy (OL - Goshen, Ala. - 1987-88)
 Wilkinson, Sherman (DB - Enterprise , Ala.- 1977-80)
 Williams, Aaron (DL - McIntosh, Ala. - 2009-13)
 Williams, Anthony (WR - Tampa, Fla. - 2009-10)
 Williams, Anthony (DE - McDonough, Ga. - 2014)
 Williams, Bart (OL - Birmingham, Ala. - 1982-84)
 Williams, Bubba (DL - Jacksonville, Ala. - 1976-79)
 Williams, Callarious (WR - Quincy, Fla. - 1996-99)
 Williams, Charles (RB/DB - Sylacauga, Ala. - 1951)
 Williams, Charles (OL/RB - Georgiana, Ala. - 1951-58)
 Williams, Chris (TE - St. Cloud, Fla. - 1990-93)
 Williams, Chris (WR - Birmingham, Ala. - 2012-13)
 Williams, Cornelius (WR - Hoover, Ala. - 2006-09)
 Williams, Damion (LB - Camilla, Ga. - 1995-98)
 Williams, Darius (WR - Blakely, Ga. - 2005)
 Williams, Darryl (DL - Mobile, Ala. - 1982-85)
 Williams, Davern (DL - Montgomery, Ala. - 2000-02)
 Williams, Eddie (DB - Huntsville, Ala. - 1978-79)
 Williams, Garry (WR - Linden, Ala. - 2009)
 Williams, Gordon (LB - Miami, Fla. - 1999-2002)
 Williams, Harold (LB - Jacksonville, Fla. - 1976-78)
 Williams, J.A. (FB - Millport, Ala. - 1966-69)
 Williams, James (WR - LaGrange, Ga. - 1960-61)
 Williams, Jarvis (DE - Greer, S.C. - 2014)
 Williams, Jeff (OL - Shannon, Ga. - 1979)
 Williams, John (DL - Tampa, Fla. - 1971)
 Williams, Keith (OL - Ozark, Ala. - 1992-95)
 Williams, Mike (WR - Dothan, Ala. - 1968-69)
 Williams, Mike (RB/WR - Greenville, Ala. - 1972-76)
 Williams, Mike (WR - Bartow, Fla. - 1981)
 Williams, Sam (RB/DB - Eufaula, Ala. - 1951)

Williams, Steve (K/P - Holt, Ala. - 1973-74)
 Williams, Tate (TE - Camilla, Ga. - 1980)
 Williams, Tavares (DB - Gainesville, Fla. - 2005,2007-08)
 Williamson, Vance (OL - Honoraville, Ala. - 1980)
 Williford, Bobby (FB - Greenville, Ala. - 1957)
 Willis, Bryan (DB - Columbus, Ga. - 2009-12)
 Wills, Mike (QB - Quitman, Ga. - 1975)
 Wilson, Gary (WR - Cumming, Ga. - 1979-80)
 Wilson, John (OL - Gainesville, Ga. - 1970)
 Wilson, Mark (LB - Tallahassee, Fla. - 2012-14)
 Wilson, Ric (OL - Florence, Ala. - 1973)
 Wingard, Dale (WE - Grady, Ala. - 1972)
 Winslett, Wade (DL - Ft. Walton Beach, Fla. - 1974)
 Winston, Rod (LB - Columbus, Ga. - 2008-09)
 Wood, Mack (RB/DB - Greenville, Ala. - 1957-58)
 Woods, Bear (QB - Macclenny, Fla. - 2005, 07-09)
 Woodall, Steve (OL/DL - Villa Rica, Ga. - 1966)
 Woodham, Bill (RB/DB - Dothan, Ala. - 1957)
 Woodiel, Cody (TE - Hernando, Miss. - 2011-12)
 Woodling, Charles (OL - Montgomery, Ala. - 1980)
 Wooten, Clayton (WR - Jay, Fla. - 1960-63)
 Wooten, Odis (WR - Milton, Fla. - 1964)
 Worrell, Reginald (WR - Elba, Ala. - 1951)
 Worthy, Chandler (WR - Griffin, Ga. - 2011-14)
 Wright, Andrew (DL - Bainbridge, Ga. - 1985-87)
 Wright, Erick (DB - Demopolis, Ala. - 2003-04)
 Wright, Greg (LB/DL - Columbus, Ga. - 1969-71)
 Wright, Jason (P - Dothan, Ala. - 2004-06)
 Wyatt, Cedric (OL - Ramer, Ala. - 1978)
 Wyche, Daniel (DB - Sumter, S.C. - 2009)

Y-Y-Y-Y-Y-Y-Y-Y

Yamini, Naazir (LB - Atlanta, Ga. - 1999-2002)
 Yancey, Randy (K/DB - Tucker, Ga. - 1976-78)
 Yarborough, James (WR - Auburn, Ala. - 1959)
 Yarbrough, Ted (RB - Blakely, Ga. - 1993-95)
 Yarbrough, Chad (DL/TE - Dadeville, Ala. - 1992-94)
 Yates, O'Neal (DB- Mobile, Ala.- 1991-94)
 Yeager, Jerry (WR/FB - Fairhope, Ala. - 1966-68)
 Yenser, Zach (OL - Marietta, Ga. - 2003-06)
 Yerkes, Randy (FB - Columbus, Ga. - 1973-74)
 Yisrael, Zarah (OL - Jacksonville, Fla. - 2004-05)
 York, Andrew (LB - Panama City, Fla. - 2009)
 Youmans, Robert (FB - Lexsy, Ga. - 1960-62)
 Young, Donny (LB - Quincy, Fla. - 1999-2000)
 Young, Jaquez (CB - Hoover, Ala. - 2012-14)
 Young, Nyck (WR - Homewood, Ala. - 2014-15)
 Young, Richard (DB - Cornelia, Ga. - 1992-95)
 Young, Roderick (DB - Daleville, Ala. - 1982-84)
 Young, Russ (QB - Dunwoody, Ga. - 1990-91)
 Young, Steve (QB - Opelika, Ala. - 1971)
 Young, Tex (RB/DB - Union Springs, Ala. - 1951)
 Young, Tony (FB - Alexandria, Ala. - 1987-88)

The Troy Trojans name has become synonymous with the National Football League Draft over the last few years, but it didn't start just recently.

The first player drafted from the ranks of the Troy University football program was back 1969 when the Miami Dolphins took a chance on tight end Glenn Thompson.

Since that year, there have been 33 players drafted into the ranks of the NFL, including nine that have been drafted since joining the Sun Belt Conference. Troy has had more players selected in the NFL Draft than any school in the league despite not joining the conference until its fourth-year of existence.

The Trojans still own the highest draft pick of any Sun Belt Conference member school when DeMarcus Ware was selected 11th overall in 2005 by Dallas, only to be matched by Leodis McKelvin in 2008 when he was selected by the Buffalo Bills.

TROJANS ALL-TIME IN THE NFL DRAFT

Player	Position	Year	Team
Jonathan Massaquoi	DE	2012	Falcons
Jerrel Jernigan	WR	2011	Giants
Cameron Sheffield	DE	2010	Chiefs
Jorrick Calvin	DB	2010	Cardinals
Levi Brown	QB	2010	Bills
Sherrod Martin	DB	2009	Panthers
Leodis McKelvin	DB	2008	Bills
Brannon Condren	DB	2007	Colts
DeMarcus Ware	DE	2005	Cowboys
Osi Umenyiora	DE	2003	Giants
Davern Williams	DL	2003	Dolphins
Jonathan Carter	WR	2001	Giants
Mookie Moore	OL	2000	Redskins
Mareno Philyaw	WR	2000	Falcons
Marcus Spriggs	DL	1999	Browns
Clifford Ivory	DB	1998	Chargers
Pratt Lyons	DL	1997	Oilers
Orlando Parker	WR	1994	Jets
Leonard Wheeler	CB	1992	Bengals
Reggie Dwight	TE	1992	Falcons
Derrick Moore	RB	1992	Falcons
Titus Dixon	WR	1989	Jets
Greg Harris	WR	1988	Giants
Anthony Henton	DL	1986	Steelers
Mitch Geier	OL	1985	Redskins
Kelvin Murdock	WR	1982	Patriots
Willie Tullis	QB	1981	Oilers
Virgil Seay	WR	1980	Broncos
Willie McCray	DL	1978	49ers
Perry Griggs	WR	1977	Jets
Wade Brantley	DL	1973	Giants
Jack Smith	WR	1971	Eagles
Ronnie Shelley	DB	1970	Patriots
Glenn Thompson	TE	1969	Dolphins

TROJANS IN FIRST 100 PICKS OF NFL DRAFT

Player	Round	Pick	Team
DeMarcus Ware	First	11	Cowboys
Leodis McKelvin	First	11	Bills
Osi Umenyiora	Second	56	Giants
Sherrod Martin	Second	59	Panthers
Jerrel Jernigan	Third	83	Giants
Leonard Wheeler	Third	84	Bengals

PLAYERS DRAFTED SINCE JOINING THE SUN BELT

	DEMARCUS WARE ('05) First Round - Dallas Cowboys Highest draft pick in Sun Belt history
	BRANNON CONDREN ('07) Fourth Round - Indianapolis Colts
	LEODIS MCKELVIN ('08) First Round - Buffalo Bills Highest draft pick in Sun Belt history
	SHERROD MARTIN ('09) Second Round - Carolina Panthers
	CAMERON SHEFFIELD ('10) Fifth Round - Kansas City Chiefs
	JORRICK CALVIN ('10) Sixth Round - Arizona Cardinals
	LEVI BROWN ('10) Seventh Round - Buffalo Bills First offensive player selected since '94
	JERREL JERNIGAN ('11) Third Round - New York Giants
	JONATHAN MASSAQUOI ('12) Fifth Round - Atlanta Falcons

Mario Addison	Indianapolis.....	2011
	Chicago / Washington	2012
	Carolina.....	2013-16
Matt Allen	New York Giants	2001-02
Walter Anderson	Houston	1973
Stanley Arukwe	Arizona / NY Jets.....	2012
Rob Austin	New York Giants	2007
Gary Banks	San Diego	2008-10
DeWhitt Bettersen	Chicago	2005
Tim Betts	Tennessee.....	2001
Chris Bradwell	Tampa Bay.....	2008-09
James Brown	Chicago Bears	2012-14
Levi Brown	Buffalo	2010-11
Brandon Burks	Green Bay	2016
Sherrill Busby	Brooklyn.....	1940
Thad Buttone	Washington	2002
Sim Byrd	Cleveland.....	1969
Jorrick Calvin	Arizona	2010
	Philadelphia.....	2010
Jonathan Carter	New York Giants	2001-02
	New York Jets	2002-05
Nick Colbert	Indianapolis.....	2001
Brannon Condren	Indianapolis.....	2007
	Miami.....	2008
Kanorris Davis	New England.....	2013-14
Kevin Dixon	Seattle.....	2010
Titus Dixon	Indianapolis.....	1989
	New York Jets	1989
Robbie Farmer	San Diego	2005
Aaron Fields	Dallas.....	2000
Trevor Ford	Green Bay	2009

Dion Gales	Kansas City.....	2009
Antonio Gillespie	Cleveland.....	2014
Darnell Gilliard	New York Giants	1996
Perry Griggs	New York Jets	1977
Branden Hall	Detroit	2004
Philadelphia.....	2005	
DuJuan Harris	Jacksonville.....	2011
Pittsburgh / Green Bay	2012	
Green Bay	2013-14	
Minnesota	2015	
San Francisco	2015-16	
Anthony Henton	Pittsburgh.....	1986
Pittsburgh.....	1988	
Camren Hudson	Seattle.....	2014
Kerry Jenkins	New York Jets	1997-2001
Tampa Bay.....	2002-03	
Jerrel Jernigan	New York Giants	2011-14
Robert Kilow	New York Giants	1995
Brandon Lang	San Diego.....	2010-11
Boris Lee	San Diego / NY Jets / Jacksonville	2010
George Little	Boston	1970
Reggie Lowe	Jacksonville.....	1998
Pittsburgh.....	1999	
Al Lucas	Carolina	2000-01
Chad Lucas	Green Bay	2005
Tampa Bay.....	2007	
Lenny Lucas	Minnesota	2000
Pratt Lyons	Tennessee.....	1997-98
Elbert Mack	Tampa Bay.....	2008-11
New Orleans	2012	
Houston	2013-14	
Alfred Malone	Houston	2005-06
Green Bay	2008	
Bubba Marriott	New York Giants	1961-62
Montreal	1963	

Sherrod Martin	Carolina.....	2009-13
Jacksonville.....	2014	
Chicago	2015	
Larry Mason	Cleveland.....	1987
Green Bay	1988	
Jonathan Massaquoi	Atlanta.....	2012-14
Tennessee.....	2015	
Kansas City.....	2016	
Jimmy McClain	Houston	2002-03
Jacksonville.....	2004	
Willie McCray	San Francisco	1978
Leodis McKelvin	Buffalo	2008-15
Philadelphia.....	2016	
Steve McLendon	Pittsburgh.....	2009-15
NY Jets.....	2016	
Deloise Moore	Cincinnati	2003
Derrick Moore	Detroit	1993-94
Carolina	1995	
Michael Moore	Washington	2000
Denver.....	2001-02	
Atlanta.....	2003-04	
Joe Munson	Miami	2005
Thomas Olmsted	Miami	2006
Orlando Parker	New York Jets.....	1994
Jack Peavey	Denver.....	1987
Mareno Philyaw	Atlanta.....	2000
Rayshun Reed	San Francisco	2004-05
New York Jets.....	2006	
Chip Reeves	Washington	2013
Cleve Roberts	Baltimore.....	1999
Corey Robinson	Cleveland.....	2014
Jason Samples	Washington	2005
Virgil Seay	Washington	1981-84
Atlanta.....	1984	
Cliff Shamburger	Indianapolis.....	1998
Cameron Sheffield	Kansas City.....	2010-12
Dallas.....	2013	

Eric Sloan	San Diego.....	2000
Jack Smith	Philadelphia.....	1971
Marcus Spriggs	Cleveland.....	1999-00
Shawn Stuckey	New England.....	1998
Cedric Sullivan	Cincinnati	2005
Henry Tellis	New York Jets	2005
Charles Thomas	Carolina.....	2001
Eric Thomas (DL)	Indianapolis.....	2005
Eric Thomas (WR)	Indianapolis.....	2014
Brynden Trawick	Baltimore	2013-15
Oakland.....	2016	
Willie Tullis	Houston	1981-84
New Orleans.....	1985-86	
Indianapolis.....	1987-88	
Lawrence Tynes	Kansas City.....	2004-06
New York Giants	2007-12	
Tampa Bay.....	2013	
Osi Umenyiora	New York Giants	2003-12
Atlanta.....	2013-14	
Wilson Van Hooser	Green Bay	2014
Rod Walker	Tennessee.....	2000
Green Bay	2001-03	
Carolina.....	2004	
DeMarcus Ware	Dallas.....	2005-13
Denver.....	2014-16	
Leonard Wheeler	Cincinnati	1992-93
Cincinnati	1995-96	
Minnesota	1997	
Carolina	1998	
Kyle Wilborn	Washington	2013
Davern Williams	New York Giants	2004-05
Sherman Wilkinson	Denver	1980
Bear Woods	Atlanta.....	2010
Chandler Worthy	Houston	2015
<i>List includes all free agent signees and draft picks</i>		



VERGIL P. MCKINLEY (1909)

Career Record: 1-0-2

1909 (1-0-2)

Nov. 5	at Union Springs.....T.....	0-0
Nov. 20	Edgar School.....W.....	6-0
Nov. 25	Union Springs.....T.....	0-0

DAN HERREN (1910)

Career Record: 1-1-2

1910 (1-1-2)

Oct. 21	Wetumpka.....T.....	0-0
Oct. 24	at Lanier.....L.....	0-11
Oct. 29	Montgomery OPX.....T.....	0-0
Nov. 24	Montgomery OPX.....W.....	11-5



GEORGE PENTON (1911-12)

Career Record: 7-1-1

1911 (4-1-1)

Oct. 21	Columbus.....W.....	16-5
Oct. 27	at Wetumpka.....L.....	0-10
Nov. 3	Highland Park.....W.....	17-0
Nov. 18	Lanier.....T.....	5-5
Nov. 24	Wetumpka.....W.....	5-0
Nov. 30	Montgomery OPX.....W.....	6-0

1912 (3-0-0)

Nov. 2	at Dothan.....W.....	25-0
Nov. 8	Wetumpka.....W.....	12-7
Nov. 23	Ozark.....W.....	24-3

NO RECORDS 1913-1920 WORLD WAR I



J.W. CAMPBELL (1921-23)

Career Record: 12-13-1

1921 (1-7-0)

Sept. 23	at Luverne.....L.....	0-30
Sept. 29	Enterprise.....L.....	0-33
Oct. 7	at Ramer.....L.....	0-65
Oct. 14	Luverne.....L.....	0-34
Oct. 21	Repton.....W.....	12-6
Oct. 28	at Lanier.....L.....	0-41
Nov. 4	at Dothan.....L.....	0-41
Nov. 24	Ramer.....L.....	7-13

1922 (6-4-1)

Sept. 22	Clio.....W.....	56-0
Sept. 29	at Luverne.....W.....	20-0

Oct. 6	Andalusia.....L.....	0-7
Oct. 14	at Lanier.....L.....	0-21
Oct. 20	at Enterprise.....L.....	0-38
Oct. 27	Luverne.....W.....	31-0
Nov. 3	at Dothan.....T.....	6-6
Nov. 11	Headland.....W.....	33-7
Nov. 17	at Marbury.....L.....	0-13
Nov. 24	Floralda.....W.....	6-0
Nov. 30	Eufaula.....W.....	25-0

1923 (5-2-0)

Sept. 28	at Troy.....W.....	44-0
Oct. 5	at Greenville.....W.....	13-6
Oct. 12	at Andalusia.....L.....	0-7
Oct. 26	at Auburn Reserves.....L.....	0-35
Nov. 2	Wetumpka.....W.....	12-7
Nov. 9	at Floralda.....W.....	6-0
Nov. 23	Newton.....W.....	21-0



ROSS V. FORD (1924)

Career Record: 2-1-4

1924 (2-1-4)

Oct. 3	Samford Reserves.....T.....	0-0
Oct. 10	at Dothan.....T.....	0-0
Oct. 24	Birmingham-Southern.....T.....	6-6
Oct. 31	at Marion Institute.....T.....	0-0
Nov. 7	at Wetumpka.....W.....	7-0
Nov. 14	Newton.....W.....	37-0
Nov. 27	at Jacksonville State.....L.....	9-14

OTIS BYNUM (1925-26)

Career Record: 12-4-1

1925 (5-3-0)

Oct. 2	Ramer.....L.....	12-14
Oct. 9	at Palmer.....W.....	3-0
Oct. 16	at Elba.....W.....	13-6
Oct. 23	Ozark.....W.....	25-0

Oct. 30	Troy.....W.....	14-0
Nov. 4	Clio.....W.....	6-0
Nov. 11	Clanton.....L.....	3-14
Nov. 26	at Marion Institute.....L.....	0-86

1926 (7-1-1)

Oct. 1	at Luverne.....W.....	16-0
Oct. 8	Hartford.....W.....	32-0
Oct. 14	at Red Level.....T.....	0-0
Oct. 22	at Newton.....W.....	6-0
Oct. 29	Luverne.....W.....	25-6
Nov. 5	at Samford Freshman.....L.....	2-6
Nov. 11	at Palmer.....W.....	12-9



GLADWIN GAUMER (1927-28)

Career Record: 7-7-0

Nov. 19	at Elba.....W.....	40-0
Nov. 25	Palmer.....W.....	14-0

1927 (5-3-0)


Oct. 8	at Samford Freshman.....L.....	0-6
Oct. 15	Marion Institute.....L.....	0-34
Oct. 21	Bethlehem.....W.....	19-0
Oct. 28	Jacksonville State.....L.....	12-26
Nov. 4	Hartford.....W.....	57-0
Nov. 11	Palmer.....W.....	27-0
Nov. 18	Maxwell Field.....W.....	68-0
Nov. 25	Palmer.....W.....	12-0

1928 (2-4-0)

Oct. 6	at Maxwell Field.....W.....	13-0
Oct. 13	Palmer.....W.....	7-0
Oct. 26	Samford Freshmen.....L.....	0-25
Nov. 2	at Mtg Nighthawks.....L.....	0-6
Nov. 16	Jacksonville State.....L.....	0-20
Nov. 23	Marion Institute.....L.....	0-97

NO TEAM 1929 unknown

1911



NO COACH 1930 1-2-0

1930 (1-2-0)

Oct. 11	Maxwell Field.....	W.....	7-6
Nov. 26	at Marion Institute.....	L.....	0-26
Dec. 2	Alumni Field.....	L.....	0-6



ALBERT ELMORE
(1931-37)
Career Record: 33-25-4

1931 (6-3-0)

Sept. 25	Norman.....	L.....	0-19
Oct. 3	at Jacksonville State.....	W.....	24-6
Oct. 10	at Abraham Baldwin.....	L.....	0-28
Oct. 16	Palmer.....	W.....	43-6
Oct. 24	Fort Benning.....	W.....	20-7
Oct. 30	East Mississippi.....	W.....	18-7
Nov. 11	Auburn Freshman.....	W.....	12-6
Nov. 18	Bob Jones.....	W.....	13-0
Nov. 26	Marion Institute.....	L.....	6-8

1932 (5-3-2)

Sept. 23	Southern Union.....	W.....	62-0
Sept. 30	at Middle Georgia.....	L.....	6-7
Oct. 8	at Abraham Baldwin.....	L.....	0-19
Oct. 14	Norman.....	T.....	13-13
Oct. 21	at Marion Institute.....	T.....	0-0
Oct. 28	Samford Freshman.....	W.....	15-6
Nov. 5	at East Mississippi.....	W.....	9-7
Nov. 11	Jacksonville State.....	W.....	20-0
Nov. 18	Auburn Freshman.....	W.....	6-0
Nov. 25	South Georgia.....	L.....	0-17

1933 (5-1-0)

Oct. 6	South Georgia.....	W.....	24-0
Oct. 20	Middle Georgia.....	L.....	0-19
Oct. 30	Pensacola Navy.....	W.....	6-0
Nov. 3	East Mississippi.....	W.....	19-0
Nov. 15	at Jacksonville State.....	W.....	18-7
Nov. 17	Marion Institute.....	W.....	26-0

1934 (7-2-0)

Sept. 22	at Spring Hill.....	L.....	0-8
Sept. 28	Georgia Southern.....	W.....	19-12
Oct. 6	at South Georgia.....	W.....	7-6
Oct. 12	Pensacola Navy.....	W.....	35-12
Oct. 19	Middle Georgia.....	W.....	14-0
Oct. 26	Jacksonville State.....	W.....	32-0
Nov. 9	Birmingham-Southern.....	W.....	20-0
Nov. 24	Marion Institute.....	W.....	40-6
Nov. 29	Tampa.....	L.....	2-6

1935 (5-5-0)

Sept. 28	at Spring Hill.....	L.....	0-12
Oct. 4	Brewton-Parker.....	W.....	43-7
Oct. 12	at Southern Miss.....	W.....	14-13
Oct. 18	Middle Georgia.....	W.....	44-6
Oct. 26	at Georgia Southern.....	W.....	28-26
Nov. 1	Oglethorpe.....	L.....	7-12

Nov. 8	at Samford.....	L.....	0-52
Nov. 15	at Mercer.....	L.....	7-21
Nov. 22	at Tampa.....	L.....	7-9
Nov. 28	Cumberland (TN).....	W.....	20-13

1936 (3-4-0)

Sept. 18	at Spring Hill.....	L.....	0-13
Oct. 2	Georgia Southern.....	W.....	14-0
Oct. 9	at Middle Tennessee.....	L.....	0-19
Oct. 17	at Oglethorpe.....	L.....	6-30
Oct. 23	Pensacola Navy.....	W.....	12-0
Oct. 30	Newberry.....	W.....	7-6
Nov. 6	at Southern Miss.....	L.....	0-62

1937 (2-7-2)

Sept. 24	at South Georgia.....	T.....	0-0
Oct. 1	Middle Tennessee.....	L.....	0-13
Oct. 8	Marion Institute.....	L.....	6-13
Oct. 15	at Georgia Southern.....	W.....	12-6
Oct. 22	at Delta State.....	L.....	0-6
Oct. 29	at Southern Miss.....	L.....	0-53
Nov. 5	at Newberry.....	L.....	6-19
Nov. 13	at Pensacola Navy.....	L.....	0-38
Nov. 19	at Memphis.....	W.....	12-6
Nov. 25	Cumberland (TN).....	T.....	0-0
Dec. 3	SW Mississippi.....	L.....	7-13

ALBERT CHOATE (1938-42, 1946) Career Record: 25-26-1

1938 (4-4-1, 2-0-1 AIC)

Sept. 26	South Georgia.....	W.....	27-0
Sept. 30	Southern Miss.....	L.....	0-19
Oct. 14	at Georgia Southern.....	W.....	7-0
Oct. 22	at Delta State.....	L.....	0-6
Oct. 28	* Marion Institute.....	W.....	19-0
Nov. 5	at Memphis.....	L.....	6-20
Nov. 11	* at Jacksonville State.....	T.....	6-6
Nov. 27	at Tenn. Wesleyan.....	L.....	6-32
Dec. 3	* West Alabama.....	W.....	14-6

* Alabama Intercollegiate Conference Game

1939 (7-4-0, 4-0-0 AIC)

AIC Champions

Sept. 22	* West Alabama.....	W.....	13-0
Sept. 29	at Southern Miss.....	L.....	6-13
Oct. 6	at Spring Hill.....	L.....	0-13
Oct. 13	at Delta State.....	W.....	14-0
Oct. 19	Georgia Southern.....	W.....	7-6
Oct. 26	* at Marion Institute.....	W.....	13-6
Nov. 3	Memphis.....	L.....	7-13
Nov. 11	* Jacksonville State.....	W.....	27-0
Nov. 17	at Middle Tennessee.....	L.....	7-14
Nov. 30	* West Alabama.....	W.....	7-0
Dec. 4	Fort Benning.....	W.....	20-6

* Alabama Intercollegiate Conference Game

1940 (2-7-0, 1-2-0 AIC)

Sept. 27	at Southern Miss.....	L.....	0-25
Oct. 4	at Spring Hill.....	L.....	0-20
Oct. 12	Oglethorpe.....	L.....	7-20
Oct. 19	at Georgia Southern.....	W.....	14-0
Oct. 25	* Marion Institute.....	W.....	19-0
Nov. 1	Memphis.....	L.....	7-31
Nov. 8	* Jacksonville State.....	L.....	0-7
Nov. 15	* West Alabama.....	L.....	0-6
Nov. 22	Snead.....	L.....	6-7

* Alabama Intercollegiate Conference Game

1941 (5-4-0, 3-0-0 AIC)

AIC Champions

Sept. 19	at Tampa.....	L.....	0-26
Sept. 26	at Delta State.....	L.....	0-25
Oct. 10	at Oglethorpe.....	W.....	3-0
Oct. 17	Georgia Southern.....	W.....	25-0
Oct. 25	* Marion Institute.....	W.....	19-0
Nov. 8	* West Alabama.....	W.....	41-14
Nov. 15	at Memphis.....	L.....	0-32
Nov. 20	* St. Bernard.....	W.....	14-7
Nov. 28	Oglethorpe.....	L.....	0-21


* Alabama Intercollegiate Conference Game

1942 (4-3-0, 2-0-0 AIC)

AIC Champions

Oct. 3	at Middle Tennessee.....	L.....	0-20
Oct. 9	Brockley Field.....	W.....	50-0


1924



Oct. 17	at Tampa	L	0-27
Oct. 24	at Fort Benning	W	20-6
Nov. 6	* at Marion Institute	W	19-7
Nov. 13	* Marion Institute	W	33-21
Nov. 21	SE Louisiana	L	7-45
* Alabama Intercollegiate Conference Game			

NO RECORDS (1943-45) WORLD WAR II

1946	(3-4-0, 3-1-0 AIC)
Oct. 4	* at Marion Institute W 13-0
Oct. 10	at Stetson L 12-15
Oct. 18	* Jacksonville State W 12-0
Oct. 26	* West Alabama..... L 0-13
Nov. 2	* St. Bernard W 20-13
Nov. 8	at UL Lafayette L 0-64
Nov. 15	at Middle Tennessee..... L 0-12
* Alabama Intercollegiate Conference Game	



FRED MCCOLLUM
(1947-50)
Career Record: 21-17-3


1947	(6-3-1, 3-0-1 AIC)		
Sept. 20	Union (TN).....	L.....	7-13
Sept. 27	Fort Benning	W.....	45-0
Oct. 4	* Marion Institute	W.....	40-0
Oct. 9	at Austin Peay.....	W.....	13-7
Oct. 18	* Jacksonville State	W.....	14-0
Oct. 25	* at West Alabama.....	W.....	12-7
Nov. 1	* St. Bernard	T.....	0-0
Nov. 8	West Georgia.....	L.....	13-21
Nov. 15	at Middle Tennessee.....	L.....	17-41
Nov. 27	at Florida State	W.....	36-6
* Alabama Intercollegiate Conference Game			

1948	(6-5-0, 3-1-0 AIC)		
Paper Bowl			
Sept. 18	Union (TN).....	W	15-6
Sept. 25	at UL Lafayette	L	19-26
Oct. 1	* at Marion Institute	W	40-0
Oct. 9	Austin Peay	L	7-18
Oct. 14	* at Jacksonville State	L	13-25
Oct. 23	* West Alabama.....	W	14-0
Oct. 30	* St. Bernard	W	32-0
Nov. 6	at West Georgia.....	W	33-7
Nov. 13	Alabama 'B'.....	W	6-0
Nov. 27	Florida State	L	13-20
Dec. 18	\$ Jacksonville State.....	L	0-19
* Alabama Intercollegiate Conference Game			
\$ Paper Bowl (Pensacola, Fla.)			

1949	(6-3-1, 2-0-1 AIC)	
Sept. 17	at Union (TN).....	W.....33-6
Sept. 24	at UL Lafayette	L.....25-48
Oct. 1	Pensacola Navy	L.....6-12
Oct. 8	at Stetson	W.....10-0
Oct. 15	* Jacksonville State	W.....27-6
Oct. 22	Austin Peay.....	W.....6-0
Oct. 29	* North Alabama.....	W.....19-6

Nov. 12	Samford	W	27-0
Nov. 19	* at West Alabama	T	7-7
Nov. 26	at Florida State	L	0-20
* Alabama Intercollegiate Conference Game			

1950	(3-6-1, 1-1-1 AIC)	
Sept. 16	SE Louisiana.....	L.....7-18
Sept. 23	at Stetson	L..... 12-24
Sept. 30	Florida State	L.....7-26
Oct. 7	at UL Lafayette	L..... 14-40
Oct. 14	* at Jacksonville State	L..... 0-9
Oct. 21	at Arkansas State	L.....0-27
Oct. 28	* at North Alabama.....	W19-0
Nov. 4	Chipola.....	W42-0
Nov. 11	^ Samford	W21-6
Nov. 18	* West Alabama.....	T.....0-0
* Alabama Intercollegiate Conference Game		
^ Andalusia, Ala. (Memorial Stadium)		



JIM GRANTHAM
(1951-54)
Career Record: 11-23-1

1951	(2-7-0, 0-3-0 AIC)
Sept. 29	at Florida State L.....0-40
Oct. 6	UL Lafayette L.....7-44
Oct. 13	* Jacksonville State L.....7-13
Oct. 20	Arkansas State L.....0-39
Oct. 27	* North Alabama..... L.....6-31
Nov. 2	at SE Louisiana..... L.....0-71
Nov. 10	at Austin Peay W20-13
Nov. 17	* at West Alabama..... L.....7-13
Nov. 22	Miami Air Base W33-13
* Alabama Intercollegiate Conference Game	


1952	(4-6-0, 2-1-0 AIC)		
Sept. 20	^ Tampa	L.....	0-7
Sept. 27	# Samford.....	W.....	25-16
Oct. 4	at UL Lafayette	L.....	14-54
Oct. 11	at Middle Tennessee.....	L.....	7-33
Oct. 18	* at Jacksonville State.....	W.....	19-6
Oct. 25	* at North Alabama.....	L.....	6-29
Nov. 1	West Georgia.....	W.....	44-7

Nov. 8	Austin Peay	L	7-26
Nov. 15	* West Alabama	W	25-13
Nov. 22	at Stetson	L	14-32
* Alabama Intercollegiate Conference Game			
^ Columbus, Ga. (Memorial Stadium)			
# Andalusia, Ala. (Memorial Stadium)			

1953	(3-5-0, 2-1-0 AIC)
Sept. 18	^ Tampa L.....7-21
Oct. 3	* % West Alabama W7-0
Oct. 10	Middle Tennessee..... L.....0-6
Oct. 17	* Jacksonville State W13-7
Oct. 31	# Samford W31-7
Nov. 7	* North Alabama..... L.....6-26
Nov. 14	at Newberry..... L.....0-13
Nov. 21	at Delta State L.....2-6
* Alabama Intercollegiate Conference Game	
^ Columbus, Ga. (Memorial Stadium)	
% Montgomery, Ala. (Cramton Bowl)	
# Andalusia, Ala. (Memorial Stadium)	

1954	(2-5-1, 1-2-0 AIC)
Sept. 18	* West Alabama..... W26-6
Sept. 25	^ at South Georgia..... W19-0
Oct. 2	at Stetson L..... 14-18
Oct. 9	Delta State L..... 12-26
Oct. 16	* at Jacksonville State L.....7-38
Oct. 22	at Tampa L.....0-26
Nov. 6	* at North Alabama..... L.....6-28
Nov. 13	Newberry..... T..... 14-14
* Alabama Intercollegiate Conference Game	
^ Columbus, Ga. (Memorial Stadium)	

1955	(2-6-0, 1-2-0 AIC)
Sept. 24	* ^ at West Alabama W25-6
Oct. 1	at Tampa L0-38
Oct. 7	at Stetson L0-7
Oct. 15	* Jacksonville State L0-12
Oct. 22	South Georgia W26-7
Oct. 29	William Carey L0-33
Nov. 5	* North Alabama L7-30
Nov. 12	at Delta State L7-28
* Alabama Intercollegiate Conference Game	
^ Demopolis, Ala. (Memorial Park)	





WILLIAM CLIPSON
(1955-65)
Career Record: 26-68-0

1956 (3-5-0, 1-2-0 AIC)

Sept. 22	* West Alabama.....	W.....	21-6
Sept. 29	at Tampa.....	L.....	19-32
Oct. 6	Delta State.....	L.....	0-19
Oct. 13	* at Jacksonville State.....	L.....	14-27
Oct. 20	South Georgia.....	W.....	13-2
Oct. 27	Austin Peay.....	W.....	14-13
Nov. 5	* at North Alabama.....	L.....	6-27
Nov. 12	at Carson-Newman.....	L.....	20-21
* Alabama Intercollegiate Conference Game			

1957 (2-6-0, 1-2-0 AIC)

Sept. 20	* at West Alabama.....	W.....	12-0
Sept. 28	at Tampa.....	L.....	7-53
Oct. 5	at Delta State.....	L.....	7-14
Oct. 12	* Jacksonville State.....	L.....	0-13
Oct. 19	at Newberry.....	L.....	0-20
Oct. 26	at Austin Peay.....	L.....	0-33
Nov. 2	* North Alabama.....	L.....	14-41
Nov. 9	Carson-Newman.....	W.....	20-7
* Alabama Intercollegiate Conference Game			

1958 (3-6-0, 1-2-0 AIC)

Sept. 20	* West Alabama.....	W.....	22-6
Sept. 27	at Tampa.....	L.....	6-39
Oct. 4	Delta State.....	W.....	16-0
Oct. 11	* at Jacksonville State.....	L.....	7-20
Oct. 18	Newberry.....	L.....	14-28
Oct. 25	* at North Alabama.....	L.....	14-20
Nov. 1	Austin Peay.....	L.....	10-12
Nov. 8	at Carson-Newman.....	L.....	7-13
Nov. 15	# Samford.....	W.....	33-12
* Alabama Intercollegiate Conference Game			
# Andalusia, Ala. (Memorial Stadium)			

1959 (3-5-0, 1-2-0 AIC)

Sept. 19	* ^ at West Alabama.....	W.....	7-6
Sept. 26	at Tampa.....	L.....	15-35
Oct. 10	* Jacksonville State.....	L.....	12-35
Oct. 17	at Newberry.....	L.....	6-33
Oct. 24	* North Alabama.....	L.....	14-34
Oct. 31	at Austin Peay.....	W.....	13-7
Nov. 7	Carson-Newman.....	W.....	21-0
Nov. 14	# at Samford.....	L.....	10-20
* Alabama Intercollegiate Conference Game			
^ Monroeville, Ala.			
# Andalusia, Ala. (Memorial Stadium)			

1960 (1-8-0, 1-2-0 ACC)

Sept. 24	Louisiana College.....	L.....	0-27
Oct. 1	* West Alabama.....	W.....	27-6
Oct. 8	* at Jacksonville State.....	L.....	6-27
Oct. 15	Newberry.....	L.....	6-34
Oct. 22	* at North Alabama.....	L.....	0-38
Oct. 29	Austin Peay.....	L.....	7-13
Nov. 5	at Tampa.....	L.....	6-22
Nov. 12	at UT-Martin.....	L.....	8-22
Nov. 19	% Samford.....	L.....	14-48
* Alabama Collegiate Conference Game			
% Montgomery, Ala. (Cramton Bowl)			

1961 (1-8-0, 1-2-0 ACC)

Sept. 23	at Louisiana College.....	L.....	0-39
Sept. 30	* at West Alabama.....	W.....	7-0
Oct. 7	* Jacksonville State.....	L.....	21-22
Oct. 14	at Delta State.....	L.....	0-48
Oct. 21	* North Alabama.....	L.....	8-14
Oct. 28	at Austin Peay.....	L.....	6-21
Nov. 4	Tampa.....	L.....	6-27
Nov. 11	UT-Martin.....	L.....	8-22
Nov. 18	Samford.....	L.....	0-80
* Alabama Collegiate Conference Game			

1962 (2-6-0, 1-2-0 ACC)

Sept. 22	Louisiana College.....	L.....	6-28
Sept. 29	* West Alabama.....	W.....	38-14
Oct. 6	* at Jacksonville State.....	L.....	14-21
Oct. 13	Delta State.....	L.....	0-30
Oct. 20	* at North Alabama.....	L.....	6-27
Nov. 3	at Tampa.....	L.....	6-30
Nov. 10	at UT-Martin.....	L.....	6-27
Nov. 17	Presbyterian.....	W.....	13-0
* Alabama Collegiate Conference Game			

1963 (2-7-0, 0-3-0 ACC)

Sept. 21	at Louisiana College.....	W.....	15-14
Sept. 28	* at West Alabama.....	L.....	0-3
Oct. 5	Jacksonville State.....	L.....	8-15
Oct. 12	* at Delta State.....	L.....	13-47
Oct. 19	* North Alabama.....	L.....	7-8
Oct. 26	at Mississippi College.....	L.....	0-6
Nov. 2	Tampa.....	W.....	7-0
Nov. 9	UT-Martin.....	L.....	0-7
Nov. 16	at Presbyterian.....	L.....	14-24
* Alabama Collegiate Conference Game			

1964 (6-3, 2-1 ACC)

Sept. 19	at Samford.....	L.....	13-33
Sept. 26	West Alabama.....	W.....	8-0
Oct. 3	* at Jacksonville State.....	L.....	0-38
Oct. 10	Delta State.....	W.....	12-0
Oct. 17	Mississippi College.....	W.....	21-19
Oct. 24	* at North Alabama.....	W.....	21-7
Oct. 31	Presbyterian.....	W.....	9-7
Nov. 7	at UT-Martin.....	L.....	9-12
Nov. 14	at Louisiana College.....	W.....	10-7
* Alabama Collegiate Conference Game			

1965 (1-8-0, 0-3-0 ACC)

Sept. 18	Samford.....	L.....	6-37
Sept. 25	* at West Alabama.....	L.....	3-46
Oct. 2	* Jacksonville State.....	L.....	7-9
Oct. 9	at Delta State.....	L.....	0-26
Oct. 16	at Mississippi College.....	L.....	15-35
Oct. 23	* North Alabama.....	L.....	16-25
Oct. 30	at Presbyterian.....	L.....	0-21
Nov. 7	UT-Martin.....	L.....	6-20
Nov. 13	Louisiana College.....	W.....	10-7
* Alabama Collegiate Conference Game			

1966 (5-5-0, 1-2-0 ACC)

Sept. 10	Gordon Military.....	W.....	48-7
Sept. 17	at Samford.....	L.....	13-14
Sept. 24	* West Alabama.....	W.....	37-28
Oct. 1	Arkansas State.....	W.....	41-7
Oct. 8	^ Delta State.....	W.....	20-16
Oct. 15	* at Jacksonville State.....	L.....	6-27
Oct. 22	* at North Alabama.....	L.....	34-35
Oct. 29	Northwestern State.....	L.....	7-14
Nov. 5	at UT-Martin.....	L.....	7-30
Nov. 12	at Louisiana College.....	W.....	7-10
* Alabama Collegiate Conference Game			
^ Ozark, Ala. (Matthews Stadium)			



BILLY ATKINS
(1966-71)
Career Record: 44-16-2

1967 (8-2-0, 3-0-0 ACC)

ACC Champions

Sept. 9	at Gordon Military.....	W.....	17-0
Sept. 16	Samford.....	W.....	17-14
Sept. 23	* % West Alabama.....	W.....	33-0
Sept. 30	at Central Arkansas.....	L.....	21-26
Oct. 7	at Delta State.....	W.....	7-0
Oct. 14	* Jacksonville State.....	W.....	46-0
Oct. 21	* North Alabama.....	W.....	31-19
Oct. 28	at Northwestern State.....	W.....	28-21
Nov. 4	UT-Martin.....	L.....	12-20
Nov. 11	Louisiana College.....	W.....	75-0
* Alabama Collegiate Conference Game			
% Montgomery, Ala. (Cramton Bowl)			

1953



1968 (11-1-0, 3-0-0 ACC)

ACC Champions

NAIA National Champions

Sept. 14	at Samford	W	49-31
Sept. 21	Gordon Military.....	W	47-7
Sept. 28	* % West Alabama.....	W	42-23
Oct. 5	Sam Houston State	W	37-19
Oct. 12	Delta State	W	35-23
Oct. 19	* at Jacksonville State	W	31-0
Oct. 26	* at North Alabama.....	W	41-0
Nov. 2	McNeese State.....	W	52-0
Nov. 9	at UT-Martin	L	3-12
Nov. 16	Concord	W	76-0
Dec. 7	\$ Willamette	W	63-10
Dec. 14	& Texas A&I.....	W	45-35

* Alabama Collegiate Conference Game

% Montgomery, Ala. (Cramton Bowl)

\$ NAIA Playoffs - Montgomery, Ala. (Cramton Bowl)

& NAIA National Championship -

Montgomery, Ala. (Cramton Bowl)

1969 (8-1-1, 3-0-0 ACC)

ACC Champions

Sept. 13	& Samford	W	35-7
Sept. 20	at Austin Peay.....	T	16-16
Sept. 27	* % West Alabama.....	W	30-14
Oct. 4	at Sam Houston State	W	24-14
Oct. 11	at Delta State	W	42-7
Oct. 18	* Jacksonville State	W	37-6
Oct. 25	* North Alabama.....	W	31-10
Nov. 1	at McNeese State.....	L	14-17
Nov. 8	UT-Martin	W	23-13
Nov. 16	at Chattanooga.....	W	31-6

* Alabama Collegiate Conference Game

& Dothan, Ala. (Rip Hewes Stadium)

% Montgomery, Ala. (Cramton Bowl)

1970 (6-4-1, 4-1-0 GSC)

Sept. 12	& Sam Houston State.....	T	20-20
Sept. 19	Austin Peay	W	28-0
Sept. 26	* % West Alabama.....	W	42-7
Oct. 3	at SE Louisiana.....	W	21-12
Oct. 10	* Delta State	W	42-6
Oct. 17	* at Jacksonville State	L	10-55
Oct. 24	* at North Alabama.....	W	28-23
Oct. 31	McNeese State.....	L	7-38
Nov. 7	* at UT-Martin	L	9-23
Nov. 14	at ULM	L	10-14
Nov. 21	Appalachian State.....	W	42-0

* Gulf South Conference Game

& Dothan, Ala. (Rip Hewes Stadium)

% Montgomery, Ala. (Cramton Bowl)

1971 (6-3-0, 5-1-0 GSC)

GSC Champions

Sept. 18	at Austin Peay	L	0-34
Sept. 25	* % West Alabama.....	W	21-20
Oct. 2	* SE Louisiana.....	W	31-6
Oct. 9	* at Delta State	L	14-20
Oct. 16	* Jacksonville State	W	42-28
Oct. 23	* North Alabama.....	W	21-14
Oct. 30	at McNeese State.....	L	7-17
Nov. 6	* UT-Martin	W	21-0
Nov. 13	& ULM	W	21-7

* Gulf South Conference Game

% Montgomery, Ala. (Cramton Bowl)

& Dothan, Ala. (Rip Hewes Stadium)

1972 (4-5-1, 2-3-1 GSC)

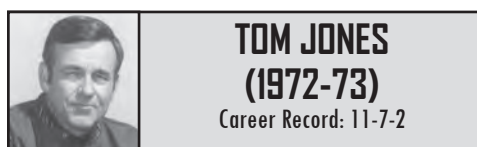
Sept. 7	% Elon.....	W	28-24
Sept. 16	& Austin Peay	W	27-0
Sept. 23	* & West Alabama.....	L	3-14
Sept. 30	Ouachita Baptist	L	0-14
Oct. 7	* at SE Louisiana.....	L	19-20
Oct. 14	* Delta State	L	17-22
Oct. 21	* at North Alabama.....	W	33-0
Oct. 28	^ McNeese State.....	L	7-13
Nov. 4	* at UT-Martin	W	28-23
Nov. 11	* at Jacksonville State.....	T	14-14

* Gulf South Conference Game

& Dothan, Ala. (Rip Hewes Stadium)

% Montgomery, Ala. (Cramton Bowl)

^ Ft. Walton Beach, Fla. (Memorial Stadium)



TOM JONES
(1972-73)

Career Record: 11-7-2

1973 (7-2-1, 6-1-0 GSC)

GSC Champions

Sept. 8	at ULM	T	15-15
Sept. 13	* % West Alabama.....	W	7-6
Sept. 22	* & Nicholls State	W	42-7
Sept. 29	at Ouachita Baptist	W	17-7
Oct. 6	* SE Louisiana.....	W	24-0
Oct. 13	* at Delta State	W	17-10
Oct. 20	* North Alabama.....	W	36-7
Oct. 27	at McNeese State.....	L	6-21
Nov. 3	* UT-Martin	W	30-0
Nov. 10	* Jacksonville State	L	14-38

* Gulf South Conference Game

% Montgomery, Ala. (Cramton Bowl)

& Dothan, Ala. (Rip Hewes Stadium)



BYRD WHIGHAM
(1974-75)

Career Record: 12-8-0

1974 (6-4-0, 4-4-0 GSC)

Sept. 7	* & Northwestern State	W	28-6
Sept. 13	ULM	W	30-19
Sept. 21	% Alabama State	W	28-14
Sept. 28	* at Nicholls State	W	26-0
Oct. 5	* West Alabama.....	L	33-36
Oct. 12	* at SE Louisiana.....	L	25-35
Oct. 19	* Delta State	L	9-12
Oct. 26	* at North Alabama.....	W	36-29
Nov. 9	* at UT-Martin	W	47-35
Nov. 16	* at Jacksonville State	L	12-23

* Gulf South Conference Game

& Dothan, Ala. (Rip Hewes Stadium)

% Montgomery, Ala. (Cramton Bowl)

1975 (6-4-0, 5-3-0 GSC)

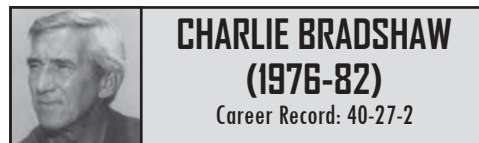
Sept. 13	& Abilene Christian	L	7-34
Sept. 20	at Alabama State	W	13-10
Sept. 27	* Nicholls State	L	13-17
Oct. 4	* at West Alabama.....	W	17-14
Oct. 11	* SE Louisiana.....	W	26-7
Oct. 18	* at Delta State	L	25-31
Oct. 25	* North Alabama.....	L	26-49
Nov. 1	^ ! at Northwestern State ...	W	24-0
Nov. 8	* UT-Martin	W	17-0
Nov. 15	* Jacksonville State	W	26-10

* Gulf South Conference Game

^ Designated Gulf South Conference Game

& Dothan, Ala. (Rip Hewes Stadium)


! Shreveport, La. (Independence Bowl)



CHARLIE BRADSHAW
(1976-82)

Career Record: 40-27-2

1968



1976 (8-1-1, 7-1-0 GSC)

GSC Champions

Sept. 4	& Angelo State.....	W.....	38-9
Sept. 11	at Western Kentucky.....	T.....	10-10
Sept. 18	* % Alabama State.....	W.....	17-16
Sept. 25	* at Nicholls State.....	W.....	14-9
Oct. 2	* West Alabama.....	W.....	17-9
Oct. 9	* at SE Louisiana.....	L.....	7-21
Oct. 16	* Delta State.....	W.....	29-20
Oct. 23	* at North Alabama.....	W.....	17-3
Nov. 6	* Mississippi College.....	W.....	38-6
Nov. 13	* at Jacksonville State.....	W.....	19-16
* Gulf South Conference Game			
& Dothan, Ala. (Rip Hewes Stadium)			
% Montgomery, Ala. (Cramton Bowl)			

1977 (6-4-0, 6-2-0 GSC)

Sept. 3	& Southern Miss.....	L.....	19-42
Sept. 17	at UNLV.....	L.....	28-35
Sept. 24	* Nicholls State.....	W.....	23-6
Oct. 1	* at West Alabama.....	W.....	10-0
Oct. 8	* SE Louisiana.....	W.....	17-15
Oct. 15	* at Delta State.....	W.....	10-7
Oct. 22	* North Alabama.....	W.....	34-27
Oct. 29	^ at Northern Michigan.....	W.....	49-28
Nov. 5	* at Mississippi College.....	L.....	15-17
Nov. 12	* Jacksonville State.....	L.....	9-17
* Gulf South Conference Game			
^ Designated Gulf South Conference Game			
& Montgomery, Ala. (Cramton Bowl)			

1978 (7-2-0, 5-2-0 GSC)

Sept. 16	Eastern Kentucky.....	W.....	16-10
Sept. 23	* at Nicholls State.....	W.....	16-6
Sept. 30	* West Alabama.....	W.....	38-7
Oct. 7	* at SE Louisiana.....	L.....	7-45
Oct. 14	* Delta State.....	W.....	21-6
Oct. 21	* at North Alabama.....	W.....	17-0
Oct. 28	Tennessee Tech.....	W.....	45-0
Nov. 4	* Mississippi College.....	W.....	27-16
Nov. 11	* at Jacksonville State.....	L.....	21-42
* Gulf South Conference Game			

1979 (6-3-1, 4-1-0 GSC)

Sept. 8	Texas A&I.....	L.....	6-7
Sept. 15	at Eastern Kentucky.....	L.....	0-15
Sept. 22	Nicholls State.....	W.....	35-15
Sept. 29	* at West Alabama.....	W.....	64-0
Oct. 6	SE Louisiana.....	W.....	24-0
Oct. 13	* at Delta State.....	W.....	28-0
Oct. 20	* North Alabama.....	W.....	27-14
Oct. 27	at Tennessee Tech.....	T.....	17-17
Nov. 3	* at Mississippi College.....	L.....	21-38
Nov. 10	* Jacksonville State.....	W.....	12-10
* Gulf South Conference Game			

1980 (8-2-0, 4-2-0 GSC)

Sept. 13	at Texas A&I.....	W.....	14-7
Sept. 20	* UT-Martin.....	W.....	30-0
Sept. 27	at Nicholls State.....	W.....	25-15
Oct. 4	* Mississippi College.....	W.....	30-0
Oct. 11	at SE Louisiana.....	W.....	21-10
Oct. 18	* Delta State.....	W.....	35-7
Oct. 25	* at North Alabama.....	L.....	22-31

Nov. 1	Tennessee Tech.....	W.....	52-3
Nov. 8	* & West Alabama.....	W.....	37-20
Nov. 15	* at Jacksonville State.....	L.....	8-13
* Gulf South Conference Game			
& Dothan, Ala. (Rip Hewes Stadium)			

1981 (3-7-0, 1-5-0 GSC)

Sept. 12	* at UT-Martin.....	L.....	7-19
Sept. 19	& Albany State.....	W.....	43-0
Sept. 26	Nicholls State.....	W.....	26-23
Oct. 3	* at Mississippi College.....	L.....	13-19
Oct. 10	SE Louisiana.....	L.....	21-22
Oct. 17	* at Delta State.....	W.....	7-0
Oct. 24	* North Alabama.....	L.....	13-24
Oct. 31	at Tennessee Tech.....	L.....	28-37
Nov. 7	* at West Alabama.....	L.....	0-17
Nov. 14	* Jacksonville State.....	L.....	24-31
* Gulf South Conference Game			
& Dothan, Ala. (Rip Hewes Stadium)			

1982 (2-8-0, 2-5-0 GSC)

Sept. 11	at Chattanooga.....	L.....	20-24
Sept. 18	* at Valdosta State.....	L.....	21-24
Sept. 25	at Nicholls State.....	L.....	3-10
Oct. 2	* Mississippi College.....	L.....	7-31
Oct. 9	at SE Louisiana.....	L.....	7-21
Oct. 16	* Delta State.....	L.....	10-13
Oct. 23	* at North Alabama.....	L.....	6-38
Oct. 30	* UT-Martin.....	W.....	54-10
Nov. 6	* West Alabama.....	W.....	45-0
Nov. 13	* at Jacksonville State.....	L.....	14-49
* Gulf South Conference Game			



CHAN GAILEY
(1983-84)
Career Record: 19-5-0

1983 (7-4-0, 4-3-0 GSC)

Sept. 3	% Tuskegee.....	W.....	33-6
Sept. 10	Nicholls State.....	W.....	33-25
Sept. 17	* Valdosta State.....	W.....	13-12
Sept. 24	at Georgia Southern.....	W.....	28-27
Oct. 1	* at Mississippi College.....	L.....	0-17


Oct. 8	SE Louisiana.....	L.....	15-34
Oct. 15	* at Delta State.....	W.....	26-21
Oct. 22	* North Alabama.....	L.....	21-42
Oct. 29	* at UT-Martin.....	L.....	14-17
Nov. 5	* at West Alabama.....	W.....	35-22
Nov. 12	* Jacksonville State.....	W.....	45-3
* Gulf South Conference Game			
% Montgomery, Ala. (Cramton Bowl)			

1984 (12-1-0, 7-1-0 GSC)

GSC Champions

NCAA Division II National Champions

Sept. 8	Nicholls State.....	W.....	26-7
Sept. 15	^ at Florida A&M.....	W.....	17-3
Sept. 22	* West Alabama.....	W.....	35-26
Sept. 29	* at West Georgia.....	W.....	41-10
Oct. 6	* & Valdosta State.....	W.....	27-12
Oct. 13	* at Mississippi College.....	W.....	14-7
Oct. 20	* Delta State.....	W.....	35-20
Oct. 27	* at North Alabama.....	L.....	10-13
Nov. 3	* UT-Martin.....	W.....	31-7
Nov. 10	* at Jacksonville State.....	W.....	42-39
Nov. 24	\$ Central State.....	W.....	31-21
Dec. 1	\$ Towson.....	W.....	45-3
Dec. 8	! North Dakota State.....	W.....	18-17
* Gulf South Conference Game			
^ Jacksonville, Fla. (Gator Bowl)			
& Dothan, Ala. (Rip Hewes Stadium)			
\$ NCAA Division II Playoffs			
! NCAA Division II National Championship Game -			
McAllen, Texas (Palm Bowl)			



RICK RHOADES
(1985-87)
Career Record: 28-7-1

1985 (6-4-0, 6-2-0 GSC)

Sept. 14	at Nicholls State.....	L.....	22-40
Sept. 21	Georgia Southern.....	L.....	10-17
Sept. 28	* at West Alabama.....	W.....	38-7
Oct. 5	* West Georgia.....	W.....	42-0
Oct. 12	* at Valdosta State.....	W.....	10-3
Oct. 19	* & Mississippi College.....	L.....	21-45
Oct. 26	* at Delta State.....	W.....	31-7



Nov. 2	* North Alabama..... L.....	7-9
Nov. 9	* at UT-Martin W.....	44-19
Nov. 16	* Jacksonville State..... W.....	31-14
* Gulf South Conference Game & Dothan, Ala. (Rip Hewes Stadium)		

1986 (10-2-0, 8-0-0 GSC)

GSC Champions

NCAA Division II Semifinals


Sept. 6	at West Texas A&M W.....	38-32
Sept. 13	Nicholls State L.....	25-26
Sept. 27	* West Alabama..... W.....	28-6
Oct. 4	* at West Georgia..... W.....	34-21
Oct. 11	* Valdosta State..... W.....	45-10
Oct. 18	* at Mississippi College..... W.....	10-0
Oct. 25	* Delta State W.....	31-13
Nov. 1	* at North Alabama..... W.....	38-9
Nov. 8	* UT-Martin W.....	50-30
Nov. 15	* at Jacksonville State W.....	45-43
Nov. 29	\$ Virginia Union..... W.....	31-7
Dec. 6	\$ at South Dakota..... L.....	28-42
* Gulf South Conference Game \$ NCAA Division II Playoffs		

1987 (12-1-1, 8-0-0 GSC)

GSC Champions

NCAA Division II National Champions

Sept. 5	at SE Missouri State L.....	17-18
Sept. 12	at Nicholls State T.....	17-17
Sept. 19	West Texas A&M..... W.....	45-0
Sept. 26	* at West Alabama..... W.....	24-17
Oct. 3	* West Georgia..... W.....	44-6
Oct. 10	* at Valdosta State..... W.....	44-7
Oct. 17	* Mississippi College..... W.....	48-21
Oct. 24	* at Delta State W.....	38-6
Oct. 31	* North Alabama..... W.....	38-3
Nov. 7	* at UT-Martin W.....	31-21
Nov. 14	* Jacksonville State..... W.....	14-9
Nov. 21	\$ Winston-Salem State W.....	45-14
Nov. 28	\$ at Central Florida..... W.....	31-10
Dec. 5	! Portland State..... W.....	31-17
* Gulf South Conference Game \$ NCAA Division II Playoffs ! NCAA Division II National Championship Game - Florence, Ala. (Braly Municipal Stadium)		



ROBERT MADDOX
(1988-90)
Career Record: 13-17-0

1988 (4-6-0, 3-5-0 GSC)


Sept. 3	SE Missouri State W.....	26-13
Sept. 10	* West Alabama..... W.....	28-14
Sept. 17	at Central Florida L.....	18-26
Sept. 24	* at West Georgia..... W.....	38-3
Oct. 1	* Valdosta State..... L.....	16-21
Oct. 8	* at Mississippi College..... L.....	12-18
Oct. 15	* Delta State L.....	21-24
Oct. 22	* at North Alabama..... W.....	30-7
Oct. 29	* UT-Martin L.....	23-27
Nov. 5	* at Jacksonville State L.....	3-31
* Gulf South Conference Game		

1989 (4-6-0, 3-5-0 GSC)

Sept. 2	at Alabama State L.....	13-16
Sept. 9	* at West Alabama..... W.....	24-17
Sept. 16	Central Florida W.....	20-6
Sept. 23	* West Georgia..... L.....	14-28
Sept. 30	* at Valdosta State L.....	14-20
Oct. 7	* Mississippi College..... L.....	7-45
Oct. 14	* at Delta State L.....	28-38
Oct. 21	* North Alabama..... W.....	23-16
Oct. 28	* at UT-Martin W.....	14-6
Nov. 4	* Jacksonville State L.....	3-38
* Gulf South Conference Game		

1990 (5-5-0, 4-4-0 GSC)

Sept. 1	at Central Florida L.....	10-16
Sept. 8	* West Georgia..... W.....	28-7
Sept. 15	* West Alabama..... W.....	31-6
Sept. 29	* Valdosta State L.....	20-22
Oct. 6	* at Mississippi College..... L.....	16-36
Oct. 13	* Delta State W.....	42-28
Oct. 20	* at North Alabama..... L.....	6-17
Oct. 27	* UT-Martin W.....	41-33
Nov. 3	* at Jacksonville State L.....	10-21
Nov. 10	Nicholls State W.....	24-23
* Gulf South Conference Game		



LARRY BLAKENEY
(1991-2014)
Career Record: 178-113-1

1991 (5-6-0)

Aug. 31	at Central Florida L.....	10-21
Sept. 14	West Georgia..... W.....	13-10
Sept. 21	Nicholls State L.....	17-25
Sept. 28	at Alabama State L.....	19-22
Oct. 5	at Valdosta State W.....	20-14
Oct. 12	Southern Illinois..... W.....	30-13
Oct. 19	at Western Kentucky W.....	39-23
Oct. 26	North Alabama..... W.....	31-9
Nov. 2	at Samford L.....	22-24
Nov. 9	at Arkansas State L.....	17-20
Nov. 16	at Georgia Southern..... L.....	12-19

1992 (10-1-0)

Sept. 5	at Southern Illinois..... W.....	37-13
Sept. 12	Northwestern State W.....	38-19
Sept. 19	at Central Florida W.....	20-16
Sept. 26	Alabama State W.....	31-14
Oct. 3	Valdosta State..... W.....	26-10
Oct. 10	at Arkansas State W.....	41-7
Oct. 17	at Liberty L.....	7-9
Oct. 24	at North Alabama..... W.....	24-10
Nov. 7	Samford W.....	29-24
Nov. 14	at Georgia Southern..... W.....	21-0
Nov. 21	at Nicholls State..... W.....	21-0

1993 (12-1-1)

NCAA Division I-AA Semifinals

Sept. 6	at UAB..... W.....	37-3
Sept. 11	at Northwestern State W.....	21-14
Sept. 18	at Nicholls State..... W.....	24-17
Sept. 25	at Alabama State W.....	38-3
Oct. 2	Charleston Southern..... W.....	56-0

Oct. 9	Liberty W.....	35-13
Oct. 23	Central State..... T.....	21-21
Oct. 30	Central Florida W.....	29-15
Nov. 6	Western Kentucky..... W.....	31-24
Nov. 13	Alcorn State W.....	63-21
Nov. 20	at Samford W.....	52-24
Nov. 27	\$ Stephen F. Austin W.....	42-20
Dec. 4	\$ at McNeese State W.....	35-28
Dec. 12	\$ at Marshall..... L.....	21-24
\$ NCAA Division I-AA Playoff Game		

1994 (8-4-0)

NCAA Division I-AA First Round

Sept. 10	at Connecticut..... W.....	31-21
Sept. 17	at UL Lafayette W.....	39-20
Sept. 24	Alabama State W.....	49-27
Oct. 1	at Northwestern State L.....	20-24
Oct. 8	Nicholls State W.....	35-14
Oct. 15	Charleston Southern..... W.....	55-20
Oct. 22	at Central Florida W.....	39-38
Oct. 29	at Western Kentucky W.....	38-16
Nov. 5	at Cincinnati..... L.....	24-28
Nov. 12	at Alcorn State L.....	44-47
Nov. 17	Samford W.....	30-26
Nov. 26	\$ at James Madison L.....	26-45
\$ NCAA Division I-AA Playoff Game		

1995 (11-1-0)

NCAA Division I-AA First Round

Aug. 31	East Tennessee State W.....	31-7
Sept. 9	Northwestern State W.....	34-17
Sept. 16	at Nicholls State..... W.....	17-3
Sept. 23	at Alabama State W.....	28-10
Sept. 30	Western Kentucky..... W.....	56-39
Oct. 7	at ULM..... W.....	20-10
Oct. 14	at Charleston Southern..... W.....	66-7
Oct. 21	Jacksonville State W.....	35-7
Oct. 28	UAB..... W.....	60-7
Nov. 11	at Central Florida W.....	28-17
Nov. 16	at Samford W.....	50-20
Nov. 25	\$ Georgia Southern L.....	21-24
\$ NCAA Division I-AA Playoff Game		

1996 (12-2, 5-1 Southland)

Southland Champions

NCAA Division I-AA Semifinals

Aug. 31	at Alcorn State W.....	61-7
Sept. 7	at Eastern Kentucky..... W.....	40-38
Sept. 21	* Nicholls State W.....	37-7
Sept. 28	* at Stephen F. Austin..... L.....	10-13
Oct. 5	Alabama State W.....	37-6
Oct. 12	* McNeese State..... W.....	16-12
Oct. 19	* Texas State W.....	24-13
Oct. 26	at Jacksonville State W.....	31-21
Nov. 9	* at Northwestern State W.....	26-13
Nov. 16	* at Sam Houston State W.....	35-14
Nov. 21	Samford W.....	50-10
Nov. 30	\$ Florida A&M W.....	29-25
Dec. 7	\$ Murray State W.....	31-3
Dec. 14	\$ at Montana..... L.....	70-7
* Southland Conference Game \$ NCAA Division I-AA Playoff Game		

1997 (5-6, 2-5 Southland)

Aug. 30	Alcorn State.....	W.....	30-0
Sept. 6	Eastern Kentucky.....	W.....	21-12
Sept. 13	at Alabama State.....	W.....	20-13
Sept. 20	* at Nicholls State.....	L.....	20-22
Oct. 2	* at Texas State.....	L.....	17-31
Oct. 11	* Sam Houston State.....	W.....	13-10
Oct. 18	* Stephen F. Austin.....	L.....	13-20
Oct. 25	at Samford.....	L.....	14-25
Nov. 1	* Northwestern State.....	L.....	13-14
Nov. 16	* at McNeese State.....	L.....	7-10
Nov. 20	* Jacksonville State.....	W.....	49-0

* Southland Conference Game

1998 (8-4, 5-2 Southland)

NCAA Division I-AA First Round

Sept. 5	Alabama State.....	W.....	26-0
Sept. 12	at Marshall.....	L.....	12-42
Sept. 19	at Chattanooga.....	W.....	23-6
Sept. 26	Samford.....	W.....	27-23
Oct. 3	* at Sam Houston State.....	W.....	17-14
Oct. 17	* at Stephen F. Austin.....	L.....	14-21
Oct. 22	* Texas State.....	W.....	20-17
Oct. 31	* at Northwestern State.....	W.....	14-13
Nov. 7	* Nicholls State.....	W.....	31-10
Nov. 14	* McNeese State.....	L.....	3-23
Nov. 21	* at Jacksonville State.....	W.....	31-7
Nov. 28	\$ at Florida A&M.....	L.....	17-27

* Southland Conference Game

\$ NCAA Division I-AA Playoff Game

1999 (11-2, 6-1, Southland)

Southland Champions

NCAA Division I-AA Quarterfinals

Sept. 11	at Cincinnati.....	W.....	31-24
Sept. 19	at Alabama State.....	W.....	27-20
Sept. 25	South Florida.....	W.....	41-24
Oct. 2	at Middle Tennessee.....	W.....	48-31
Oct. 9	* Northwestern State.....	W.....	24-21
Oct. 16	* at Texas State.....	W.....	24-17
Oct. 23	* Sam Houston State.....	W.....	41-16
Oct. 30	* at Nicholls State.....	W.....	20-0
Nov. 6	* Stephen F. Austin.....	W.....	27-7
Nov. 13	* at McNeese State.....	L.....	7-24
Nov. 20	* Jacksonville State.....	W.....	35-16
Nov. 27	\$ James Madison.....	W.....	27-7
Dec. 4	\$ Florida A&M.....	L.....	10-17

* Southland Conference Game

\$ NCAA Division I-AA Playoff Game

2000 (10-2, 7-0 Southland)

Southland Champions

NCAA Division I-AA First Round

Sept. 2	at Alabama A&M.....	W.....	28-13
Sept. 9	at Appalachian State.....	W.....	34-30
Sept. 16	Alabama State.....	W.....	62-19
Sept. 30	at South Florida.....	L.....	10-20
Oct. 7	* at Northwestern State**..	W.....	1-0
Oct. 14	* Texas State.....	W.....	31-17
Oct. 21	* at Sam Houston State.....	W.....	23-21
Oct. 28	* Nicholls State.....	W.....	41-12
Nov. 4	* at Stephen F. Austin.....	W.....	6-0
Nov. 11	* McNeese State.....	W.....	20-16
Nov. 18	* at Jacksonville State.....	W.....	28-0
Nov. 25	\$ Appalachian State.....	L.....	30-33

** - Northwestern State won 24-17, later forfeited

* Southland Conference Game

\$ NCAA Division I-AA Playoff Game

2001 (7-4)

Inaugural Division I-A Season

Sept. 1	at Nebraska.....	L.....	14-42
Sept. 8	at Middle Tennessee.....	L.....	17-54
Sept. 22	Nicholls State.....	W.....	26-0
Oct. 6	at Miami (FL).....	L.....	7-38
Oct. 13	at Mississippi State.....	W.....	21-9
Oct. 20	Cal State-Northridge.....	W.....	44-31
Oct. 27	Southern Utah.....	W.....	20-17
Nov. 3	at Maryland.....	L.....	14-47
Nov. 10	at ULM.....	W.....	44-12
Nov. 17	Jacksonville State.....	W.....	21-3
Dec. 1	North Texas.....	W.....	18-16

2002 (4-8)

Aug. 31	at Nebraska.....	L.....	16-31
Sept. 7	at UAB.....	L.....	26-27
Sept. 13	Southern Utah.....	W.....	40-15
Sept. 21	at Iowa State.....	L.....	12-42
Sept. 28	at Missouri.....	L.....	7-44
Oct. 5	Austin Peay.....	W.....	41-3
Oct. 12	at Mississippi State.....	L.....	8-11
Oct. 19	at Marshall.....	L.....	7-24
Oct. 26	Florida Atlantic.....	W.....	21-6
Nov. 2	at Arkansas.....	L.....	0-23
Nov. 9	Florida A&M.....	W.....	24-7
Nov. 16	Utah State.....	L.....	16-19 (OT)

2003 (6-6)

Aug. 30	at Kansas State.....	L.....	5-41
Sept. 6	at Minnesota.....	L.....	7-48
Sept. 13	at UAB.....	W.....	20-9
Sept. 20	SE Louisiana.....	W.....	28-0
Sept. 27	Marshall.....	W.....	33-24
Oct. 4	at Nebraska.....	L.....	0-30
Oct. 18	FIU.....	W.....	21-10
Oct. 25	at Virginia.....	L.....	0-24
Oct. 30	at North Texas.....	L.....	0-21
Nov. 8	at Middle Tennessee.....	L.....	20-27
Nov. 15	at Utah State.....	W.....	23-14
Nov. 22	ULM.....	W.....	28-24

2004 (7-5, 5-2 Sun Belt)

Silicon Valley Football Classic

Sept. 4	at Marshall.....	W.....	17-14
Sept. 9	Missouri.....	W.....	24-14
Sept. 18	* at New Mexico State.....	L.....	18-22
Sept. 25	at South Carolina.....	L.....	7-17
Oct. 2	* Utah State.....	W.....	49-21
Oct. 16	* at Arkansas State.....	L.....	9-13
Oct. 23	at LSU.....	L.....	20-24
Oct. 30	* Idaho.....	W.....	47-7
Nov. 6	* Florida Atlantic.....	W.....	24-6
Nov. 13	* at UL Lafayette.....	W.....	13-10
Nov. 20	* Middle Tennessee.....	W.....	37-17
Dec. 30	\$ Northern Illinois.....	L.....	21-34

* Sun Belt Conference Game

\$ Silicon Valley Football Classic (San Jose, Calif.)

2005 (4-7, 3-4 Sun Belt)

Sept. 3	Cal Poly.....	W.....	27-10
Sept. 10	UAB.....	L.....	7-27
Sept. 17	at Missouri.....	L.....	21-52
Sept. 24	at South Carolina.....	L.....	20-45

Oct. 4	* at North Texas.....	W.....	13-10
Oct. 15	* at ULM.....	L.....	3-27
Oct. 20	* FIU.....	W.....	18-13
Oct. 29	* at UL Lafayette.....	L.....	28-31 (OT)
Nov. 5	* Florida Atlantic.....	W.....	28-14
Nov. 12	* at Arkansas State.....	L.....	3-9
Nov. 26	* Middle Tennessee.....	L.....	7-17

* Sun Belt Conference Game

2006 (8-5, 6-1 Sun Belt)

Sun Belt Champions

New Orleans Bowl Champions

Sept. 2	Alabama State.....	W.....	38-0
Sept. 9	at Florida State.....	L.....	17-24
Sept. 16	at Georgia Tech.....	L.....	20-35
Sept. 23	at Nebraska.....	L.....	0-56
Sept. 30	at UAB.....	L.....	3-21
Oct. 14	* ULM.....	W.....	24-19
Oct. 28	* North Texas.....	W.....	14-6
Nov. 4	* UL Lafayette.....	W.....	42-28
Nov. 11	* at Florida Atlantic.....	W.....	24-7
Nov. 18	* Arkansas State.....	L.....	26-33
Nov. 25	* at Middle Tennessee.....	W.....	21-20
Dec. 2	* at FIU.....	W.....	26-13
Dec. 22	\$ Rice.....	W.....	41-17

* Sun Belt Conference Game

\$ New Orleans Bowl (New Orleans, La.)

2007 (8-4, 6-1 Sun Belt)

Sun Belt Champions

Sept. 1	at Arkansas.....	L.....	26-46
Sept. 8	at Florida.....	L.....	31-59
Sept. 14	Oklahoma State.....	W.....	41-23
Sept. 22	* at UL Lafayette.....	W.....	48-21
Sept. 29	* ULM.....	W.....	24-7
Oct. 6	* at FIU.....	W.....	34-16
Oct. 20	* North Texas.....	W.....	45-7
Oct. 27	* at Arkansas State.....	W.....	27-0
Nov. 3	at Georgia.....	L.....	34-44
Nov. 10	at Western Kentucky.....	W.....	21-17
Nov. 20	* Middle Tennessee.....	W.....	45-7
Dec. 1	* Florida Atlantic.....	L.....	32-38

* Sun Belt Conference Game

2008 (8-5, 6-1 Sun Belt)

Sun Belt Champions

New Orleans Bowl

Aug. 28	* at Middle Tennessee.....	W.....	31-17
Sept. 13	Alcorn State.....	W.....	65-0
Sept. 20	at Ohio State.....	L.....	10-28
Sept. 27	at Oklahoma State.....	L.....	24-55
Oct. 7	* at Florida Atlantic.....	W.....	30-17
Oct. 18	* FIU.....	W.....	33-23
Oct. 25	* at North Texas.....	W.....	45-17
Nov. 1	* at ULM.....	L.....	30-31
Nov. 8	* Western Kentucky.....	W.....	17-7
Nov. 15	at LSU.....	L.....	31-40
Nov. 22	* UL Lafayette.....	W.....	48-3
Dec. 6	* Arkansas State.....	W.....	35-9
Dec. 21	\$ Southern Miss.....	L.....	27-30 (OT)

* Sun Belt Conference Game

\$ New Orleans Bowl (New Orleans, La.)

2009 (9-4, 8-0 Sun Belt)

Sun Belt Champions

GMAC Bowl.....

Sept. 3	at Bowling Green.....	L	14-31
Sept. 12	at Florida.....	L	6-56
Sept. 19	UAB.....	W	27-14
Sept. 26	* at Arkansas State.....	W	30-27
Oct. 6	* Middle Tennessee.....	W	31-7
Oct. 17	* at FIU.....	W	42-33
Oct. 24	* North Texas.....	W	50-26
Oct. 31	* ULM.....	W	42-21
Nov. 7	* at Western Kentucky.....	W	40-20
Nov. 14	at Arkansas.....	L	20-56
Nov. 21	* Florida Atlantic.....	W	47-21
Nov. 28	* at UL Lafayette.....	W	48-31
Jan. 6	\$ Central Michigan.....	L	41-44 (2OT)

* Sun Belt Conference Game

\$ GMAC Bowl (Mobile, Ala.)

2010 (8-5, 6-2 Sun Belt)

Sun Belt Champions

New Orleans Bowl Champions.....

Sept. 4	Bowling Green.....	W	30-27
Sept. 11	at Oklahoma State.....	L	38-4
Sept. 18	at UAB.....	L	33-34
Sept. 25	* Arkansas State.....	W	35-28
Oct. 5	* at Middle Tennessee.....	W	42-13
Oct. 16	* UL Lafayette.....	W	31-24
Oct. 30	* at ULM.....	L	14-28
Nov. 6	* at North Texas.....	W	41-35
Nov. 13	* FIU.....	L	35-52
Nov. 20	at South Carolina.....	L	24-69
Nov. 27	* Western Kentucky.....	W	28-14
Dec. 4	* at Florida Atlantic.....	W	44-7
Dec. 18	\$ Ohio.....	W	48-21

* Sun Belt Conference Game

\$ New Orleans Bowl (New Orleans, La.)

2011 (3-9, 2-6 Sun Belt)

Sept. 3	at Clemson.....	L	19-43
Sept. 17	at Arkansas.....	L	28-38
Sept. 24	* Middle Tennessee.....	W	38-35
Oct. 1	UAB.....	W	24-23
Oct. 8	* at UL Lafayette.....	L	17-31

Oct. 15	* ULM.....	L	10-38
Oct. 25	* at FIU.....	L	20-23 (OT)
Nov. 5	at Navy.....	L	14-42
Nov. 12	* North Texas.....	L	33-38
Nov. 19	* Florida Atlantic.....	W	34-7
Nov. 26	* at Western Kentucky.....	L	18-41
Dec. 3	* at Arkansas State.....	L	14-45

* Sun Belt Conference Game

2012 (5-7, 3-5 Sun Belt)

Sept. 1	at UAB.....	W	39-29
Sept. 8	* UL Lafayette.....	L	24-37
Sept. 15	Mississippi State.....	L	24-30
Sept. 22	* at North Texas.....	W	14-7
Sept. 29	* at South Alabama.....	W	31-10
Oct. 11	* Western Kentucky.....	L	26-31
Oct. 20	* FIU.....	W	38-27
Oct. 27	* at Florida Atlantic.....	L	27-34
Nov. 3	at Tennessee.....	L	48-55
Nov. 10	Navy.....	W	41-31
Nov. 17	* Arkansas State.....	L	34-41
Nov. 24	* at Middle Tennessee.....	L	21-24

* Sun Belt Conference Game

2013 (6-6, 4-3 Sun Belt)

Aug. 31	UAB.....	W	34-31 (OT)
Sept. 7	Savannah State.....	W	66-3
Sept. 12	* at Arkansas State.....	L	34-41
Sept. 21	at Mississippi State.....	L	7-62
Sept. 28	at Duke.....	L	31-38
Oct. 5	* South Alabama.....	W	34-33
Oct. 12	* at Georgia State.....	W	35-28
Oct. 26	* at Western Kentucky.....	W	32-26
Oct. 31	* ULM.....	L	37-49
Nov. 7	* at UL Lafayette.....	L	36-41
Nov. 16	at Ole Miss.....	L	21-51
Nov. 29	* Texas State.....	W	42-28

* Sun Belt Conference Game

2014 (3-9, 3-5 Sun Belt)

Aug. 30	at UAB.....	L	10-48
Sept. 6	Duke.....	L	17-34
Sept. 13	Abilene Christian.....	L	35-38
Sept. 20	at Georgia.....	L	0-66
Sept. 27	* at ULM.....	L	20-22
Oct. 11	* New Mexico State.....	W	41-24
Oct. 18	* Appalachian State.....	L	14-53
Oct. 24	* at South Alabama.....	L	13-27
Oct. 30	* at Georgia Southern.....	L	10-42
Nov. 8	* Georgia State.....	W	45-21
Nov. 15	* at Idaho.....	W	34-14
Nov. 29	* UL Lafayette.....	L	23-42

* Sun Belt Conference Game



NEAL BROWN
(2015-PRESENT)
Career Record: 4-8

2015 (4-8, 3-5 Sun Belt)

Sept. 5	at NC State.....	L	21-49
Sept. 12	Charleston Southern.....	W	44-16
Sept. 19	at Wisconsin.....	L	3-28
Oct. 3	* South Alabama.....	L	18-24
Oct. 10	at Mississippi State.....	L	17-45
Oct. 17	* Idaho.....	L	16-19
Oct. 24	* at New Mexico State.....	W	52-7
Oct. 31	* at Appalachian State.....	L	41-44 (3OT)
Nov. 7	* ULM.....	W	51-14
Nov. 14	* Georgia Southern.....	L	10-45
Nov. 27	* at Georgia State.....	L	21-31
Dec. 5	* at UL Lafayette.....	W	41-17

* Sun Belt Conference Game

2009



HISTORY | ALL-TIME VS. OPPONENTS

Opponent	H	A/N	Overall	First Meeting	Last Meeting	Last Result
Abilene Christian	0-1	0-1	0-2	1975	2014	L, 35-38
Abraham-Baldwin	0-0	0-2	0-2	1931	1932	L, 0-19
Alabama A&M	0-0	1-0	1-0	2000	2000	W, 28-13
Alabama (Frosh)	1-0	0-0	1-0	1948	1948	W, 6-0
Alabama State	8-0	5-2	13-2	1974	2006	W, 38-0
Albany State	0-0	1-0	1-0	1981	1981	W, 43-0
Alcorn State	2-0	2-1	4-1	1993	2008	W, 65-0
Alumni Team	0-1	0-0	0-1	1930	1930	L, 0-6
Andalusia	0-2	0-0	0-2	1922	1923	L, 0-7
Angelo State	0-0	1-0	1-0	1976	1976	W, 38-9
Appalachian State	1-2	1-1	2-3	1970	2015	L, 41-44 (3OT)
Arkansas	0-0	0-4	0-4	2002	2011	L, 28-38
Arkansas State	3-3	3-6	6-9	1950	2013	L, 34-41
Auburn Freshman	2-0	0-0	2-0	1931	1932	L, 6-35
Auburn Reserves	0-0	0-1	0-1	1923	1923	L, 0-35
Austin Peay	4-4	4-3-1	8-7-1	1947	2002	W, 41-3
Bethlehem	1-0	0-0	1-0	1927	1927	W, 19-0
Birmingham-Southern	1-0-1	0-0	1-0-1	1924	1934	W, 20-0
Bob Jones	1-0	0-0	1-0	1931	1931	W, 13-0
Bowling Green	1-0	0-1	1-1	2009	2010	W, 30-27
Brewton-Parker	1-0	0-0	1-0	1935	1935	W, 42-7
Brockley Field	1-0	0-0	1-0	1942	1942	W, 50-0
Cal Poly-San Luis Obispo	1-0	0-0	1-0	2005	2005	W, 27-10
Cal State-Northridge	1-0	0-0	1-0	2001	2001	W, 44-31
Carson-Newman	2-0	0-2	2-2	1956	1959	W, 21-0
Central Arkansas	0-0	0-1	0-1	1967	1967	L, 21-26
Central Florida	2-0	4-3	6-3	1987	1995	W, 28-17
Central Michigan	0-0	0-1	0-1	2010	2010	L, 41-44
Central State	1-0-1	0-0	1-0-1	1984	1993	T, 21-21
Charleston Southern	3-0	1-0	4-0	1993	2015	W, 44-16
Chattanooga	0-0	2-1	2-1	1969	1998	W, 23-6
Chipola	1-0	0-0	1-0	1950	1950	W, 42-0
Cincinnati	0-0	1-1	1-1	1994	1999	W, 31-24
Clanton	0-1	0-0	0-1	1925	1925	L, 3-14
Clemson	0-0	0-1	0-1	2011	2011	L, 19-43
Clio	2-0	0-0	2-0	1922	1925	W, 6-0
Columbus State	1-0	0-0	1-0	1911	1911	W, 16-5
Concord (W.Va.)	1-0	0-0	1-0	1968	1968	W, 76-0
Connecticut	0-0	1-0	1-0	1994	1994	W, 31-21
Cumberland (TN)	1-0-1	0-0	1-0-1	1935	1937	T, 0-0
Delta State	11-7	10-12	21-19	1937	1990	W, 42-28
Dothan	0-0	1-1-2	1-1-2	1912	1924	T, 0-0
Duke	0-1	0-1	0-2	2013	2014	L, 17-34
East Mississippi	1-0	2-0	3-0	1931	1933	W, 19-0
East Tennessee State	1-0	0-0	1-0	1995	1995	W, 31-7
Eastern Kentucky	2-0	1-1	3-1	1978	1997	W, 21-12
Edgar School	1-0	0-0	1-0	1909	1909	W, 6-0
Elba	0-0	2-0	2-0	1925	1926	W, 40-0
Elon	0-0	1-0	1-0	1972	1972	W, 28-24
Enterprise	0-1	0-1	0-2	1921	1922	L, 0-38
Eufaula	1-0	0-0	1-0	1922	1922	W, 25-0
Floral	1-0	1-0	2-0	1922	1923	W, 6-0
Florida	0-0	0-2	0-2	2007	2009	L, 6-56
Florida A&M	1-1	2-1	3-2	1984	2002	W, 24-7
Florida Atlantic	5-1	3-1	8-2	2002	2012	L, 27-34
FIU	4-1	3-1	7-2	2003	2012	W, 38-37
Florida State	0-2	1-3	1-5	1947	2006	L, 17-24
Fort Benning	3-0	1-0	4-0	1931	1978	W, 21-12
Georgia	0-0	0-2	0-2	2007	2014	L, 0-66
Georgia Southern	4-3	6-2	10-5	1934	2015	L, 10-45
Georgia Tech	0-0	0-1	0-1	2006	2006	L, 20-35
Georgia State	1-0	1-1	2-1	2013	2015	L, 21-31
Gordon Military Academy	2-0	1-0	3-0	1966	1968	W, 47-7
Greenville	0-0	1-0	1-0	1923	1923	W, 13-6
Hartford	2-0	0-0	2-0	1926	1927	W, 57-0
Headland	1-0	0-0	1-0	1922	1922	W, 33-7
Highland Park	1-0	0-0	1-0	1911	1911	W, 17-0
Idaho	1-1	1-0	2-1	2004	2015	L, 16-19
Iowa State	0-0	0-1	0-1	2002	2002	L, 12-42
Jacksonville State	19-15	10-17-2	29-32-2	1924	2001	W, 21-3
James Madison	1-0	0-1	1-1	1994	1999	W, 27-7
Kansas State	0-0	0-1	0-1	2003	2003	L, 5-41
Liberty	1-0	0-1	1-1	1992	1993	W, 35-13

Opponent	H	A/N	Overall	First Meeting	Last Meeting	Last Result
Louisiana College	2-2	3-1	5-3	1960	1967	W, 75-0
UL Lafayette	4-2	4-9	8-11	1946	2015	W, 41-17
LSU	0-0	0-2	0-2	2004	2008	L, 31-40
Luverne	2-1	2-1	4-2	1921	1926	W, 25-6
Marbury	0-0	0-1	0-1	1922	1922	L, 0-13
Marion Military Institute	7-3	4-3-2	11-6-2	1924	1948	W, 19-6
Marshall	1-0	1-3	2-3	1993	2004	W, 17-15
Maryland	0-0	0-1	0-1	2001	2001	L, 14-47
Maxwell Field	2-0	1-0	3-0	1927	1930	W, 7-6
McNeese State	3-4	1-4	4-8	1968	2000	W, 20-16
Memphis	0-0	1-4	1-4	1937	1941	L, 0-32
Mercer	0-0	0-1	0-1	1935	1935	L, 7-21
Miami (Fla.)	0-0	0-1	0-1	2001	2001	L, 7-38
Miami Air Base	1-0	0-0	1-0	1951	1951	W, 33-13
Middle Georgia	1-1	1-1	2-2	1932	1935	W, 44-0
Middle Tennessee	4-3	4-9	8-12	1936	2012	L, 21-24
Minnesota	0-0	0-1	0-1	2003	2003	L, 7-48
Mississippi College	4-2	3-9	7-11	1963	1990	L, 16-26
Mississippi State	0-1	1-3	1-4	2001	2015	L, 17-45
Missouri	1-0	0-2	1-2	2002	2005	L, 21-52
Montana	0-0	0-1	0-1	1996	1996	L, 7-70
Montgomery Nighthawks	0-0	0-1	0-1	1928	1928	L, 0-6
Montgomery O.P.X.	2-0	0-0	2-0-1	1910	1911	W, 6-0
Murray State	1-0	0-0	1-0	1996	1996	W, 31-3
Navy	1-0	0-1	1-1	2011	2012	W, 41-31
Nebraska	0-0	0-4	0-4	2001	2006	L, 0-56
Newberry	1-2-1	0-4	1-6-1	1936	1960	L, 6-34
New Mexico State	1-0	1-1	2-1	2004	2015	W, 52-7
Newton	2-0	1-0	3-0	1923	1926	W, 6-0
Nicholls State	12-4-1	8-2	20-6-1	1973	2001	W, 26-0
Norman	0-0-1	0-1	0-1-1	1932	1932	L, 13-14
North Alabama	10-12	11-11	21-23	1949	1992	W, 24-10
North Carolina State	0-0	0-1	0-1	2015	2015	L, 21-49
North Dakota State	0-0	1-0	1-0	1984	1984	W, 18-17
North Texas	4-1	4-1	8-2	2001	2012	W, 14-7
Northern Illinois	0-0	0-1	0-1	2004	2004	L, 21-34
Northern Michigan	0-0	1-0	1-0	1977	1977	W, 49-28
Northwestern State	3-2	7-1	10-3	1966	2000	W, 2-0
Oglethorpe	0-2	1-2	1-4	1935	1941	L, 0-21
Ohio	0-0	0-0	1-0	2010	2010	W, 48-21
Ohio State	0-0	0-1	0-1	2008	2008	L, 10-28
Oklahoma State	1-0	0-2	1-2	2007	2010	L, 38-41
Ole Miss	0-0	0-1	0-1	2013	2013	L, 21-51
Ouachita Baptist	1-1	0-0	1-1	1972	1973	W, 17-7
Ozark	2-0	0-0	2-0	1912	1925	W, 25-0
Palmer	5-0	2-0	7-0	1925	1931	W, 43-6
Pensacola Navy	2-1	0-1	3-2	1933	1949	L, 6-12
Portland State	0-0	1-0	1-0	1987	1987	W, 31-17
Presbyterian	2-0	0-2	2-2	1962	1965	L, 0-21
Ramer	0-2	0-1	0-3	1921	1925	L, 12-14
Red Level	0-0	0-0-1	0-0-1	1926	1926	T, 0-0
Repton	1-0	0-0	1-0	1921	1921	W, 12-6
Rice	0-0	1-0	1-0	2006	2006	W, 41-17
Sam Houston State	2-0	5-0-1	7-0-1	1968	2000	W, 23-21
Samford	6-3	8-6	14-9	1935	1998	W, 27-23
Samford Freshman	1-1	0-2	1-3	1926	1932	W, 15-6
Samford Reserves	0-0-1	0-0	0-0-1	1924	1924	T, 0-0
Savannah State	1-0	0-0	1-0	2013	2013	W, 66-3
Sidney Lanier	0-0-1	0-3	0-3-1	1910	1922	L, 0-21
Snead	0-0	0-1	0-1	1940	1940	L, 6-7
South Alabama	1-1	1-1	2-2	2012	2015	L, 18-24
South Carolina	0-0	0-3	0-3	2004	2010	L, 24-69
South Dakota	0-0	0-1	0-1	1986	1986	L, 28-42
South Florida	1-0	0-1	1-1	1999	2000	L, 10-20
South Georgia	4-1	2-1-1	6-0-1	1932	1956	W, 13-2
Southeast Missouri State	1-0	0-1	1-1	1987	1988	W, 26-13
Southeastern Louisiana	6-4	2-7	8-11	1942	2003	W, 28-0
Southern Illinois	1-0	1-0	2-0	1991	1992	W, 37-13
Southern Miss	0-1	1-6	1-7	1935	2008	L, 27-30
Southern Union	1-0	0-0	1-0	1932	1932	W, 62-0
Southern Utah	2-0	0-0	2-0	2001	2002	W, 40-15
Southwest Mississippi	0-0	0-1	0-1	1937	1937	L, 7-13
Spring Hill College	0-0	0-5	0-5	1934	1940	L, 0-20

HISTORY | ALL-TIME VS. OPPONENTS

Opponent	H	A/N	Overall	First Meeting	Last Meeting	Last Result
St. Bernard	3-0-1	0-0	3-0-1	1941	1948	W, 32-0
Stephen F. Austin	2-1	1-2	3-3	1993	2000	W, 6-0
Stetson	0-0	1-5	1-5	1946	1955	L, 0-7
Tampa	1-2	0-13	1-15	1934	1963	W, 7-0
Tennessee	0-0	0-1	0-1	2012	2012	L, 44-55
Tennessee Tech	2-0	0-1-1	2-1-1	1978	1981	L, 27-28
Tennessee Wesleyan	0-0	0-1	0-1	1938	1938	L, 6-30
Texas A&I	0-1	2-0	2-1	1968	1980	W, 14-6
Texas State	4-0	1-1	5-1	1996	2013	W, 42-28
Towson State	1-0	0-0	1-0	1984	1984	W, 45-3
Troy	1-0	1-0	2-0	1923	1925	W, 14-0
Tuskegee	0-0	1-0	1-0	1983	1983	W, 33-6
UAB	4-1	3-4	7-5	1993	2014	L, 10-48
ULM	7-2	2-5-1	9-7-1	1970	2015	W, 51-14
UMass			FIRST MEETING			
Union (TN)	1-0	1-1	2-1	1947	1949	W, 33-6
Union Springs	0-0-1	0-0-1	0-0-2	1909	1909	T, 0-0
UNLV	0-0	0-1	0-1	1977	1977	L, 28-35
UT-Martin	8-5	6-8	14-13	1960	1990	W, 41-33
Utah State	1-1	1-0	2-1	2002	2004	W, 49-21
Valdosta State	3-2	4-2	7-4	1982	1992	W, 26-10
Virginia	0-0	0-1	0-1	2003	2003	L, 0-24
Virginia Union	1-0	0-0	1-0	1986	1986	W, 31-7
West Alabama	26-3-1	14-5-1	40-8-2	1938	1990	W, 31-6
West Georgia	5-1	4-1	9-2	1947	1991	W, 13-10
West Texas	1-0	1-0	2-0	1986	1987	W, 45-0
Western Kentucky	4-1-1	5-1	9-2-1	1976	2013	W, 32-26
Wetumpka	3-0-1	1-1	4-1-1	1910	1924	W, 7-0
William Carey	0-1-0	0-0-0	0-1-0	1955	1955	L, 0-23
Willamette	0-0-0	1-0-0	1-0-0	1968	1968	W, 63-10
Winston-Salem State	1-0-0	0-0-0	1-0-0	1987	1987	W, 45-14
Wisconsin	0-0	0-1	0-1	2015	2015	L, 3-28
OVERALL			508-396-28 (.562)			

Bold Denotes 2016 Opponent

TROY ALL-TIME IN THE POSTSEASON

Year	Opponent	W/L	Score	Round/Bowl	Coach	Record
1948	Jacksonville State	L	0-19	Paper Bowl	Fred McCollum	0-1
1968	Willamette	W	63-10	NAIA First Round	Billy Atkins	1-1
1968	Texas A&I	W	43-35	NAIA Championship	Billy Atkins	2-1
1984	Central State	W	31-21	NCAA D-II First Round	Chan Gailey	3-1
1984	Towson State	W	45-3	NCAA D-II Semifinals	Chan Gailey	4-1
1984	North Dakota St.	W	18-17	NCAA D-II Championship	Chan Gailey	5-1
1986	Virginia Union	W	31-7	NCAA D-II First Round	Rick Rhoades	6-1
1986	South Dakota	L	28-42	NCAA D-II Semifinals	Rick Rhoades	6-2
1987	Winston-Salem St.	W	45-14	NCAA D-II First Round	Rick Rhoades	7-2
1987	Central Florida	W	31-10	NCAA D-II Semifinals	Rick Rhoades	8-2
1987	Portland State	W	31-17	NCAA D-II Championship	Rick Rhoades	9-2
1993	Stephen F. Austin	W	42-20	NCAA D-IAA First Round	Larry Blakeney	10-2
1993	McNeese State	W	35-28	NCAA D-IAA Quarterfinals	Larry Blakeney	11-2
1993	Marshall	L	21-24	NCAA D-IAA Semifinals	Larry Blakeney	11-3
1994	James Madison	L	26-45	NCAA D-IAA First Round	Larry Blakeney	11-4
1995	Georgia Southern	L	21-24	NCAA D-IAA First Round	Larry Blakeney	11-5
1996	Florida A&M	W	29-25	NCAA D-IAA First Round	Larry Blakeney	12-5
1996	Murray State	W	31-3	NCAA D-IAA Quarterfinals	Larry Blakeney	13-5
1996	Montana	L	7-70	NCAA D-IAA Semifinals	Larry Blakeney	13-6
1998	Florida A&M	L	17-27	NCAA D-IAA First Round	Larry Blakeney	13-7
1999	James Madison	W	27-7	NCAA D-IAA First Round	Larry Blakeney	14-7
1999	Florida A&M	L	10-17	NCAA D-IAA Quarterfinals	Larry Blakeney	14-8
2000	Appalachian State	L	30-33	NCAA D-IAA First Round	Larry Blakeney	14-9
2004	Northern Illinois	L	21-34	Silicon Valley Bowl	Larry Blakeney	14-10
2006	Rice	W	41-17	New Orleans Bowl	Larry Blakeney	15-10
2008	Southern Miss	L	27-30 (ot)	New Orleans Bowl	Larry Blakeney	15-11
2009	Central Michigan	L	41-44 (2ot)	GMAC Bowl	Larry Blakeney	15-12
2010	Ohio	W	48-21	New Orleans Bowl	Larry Blakeney	16-12

Year	Division / Conference	Rec.	Pct.	Conf.	Pct.
Vergil Parks McKinley (1-0-2, .500)					
1909	Independent	1-0-2	.500	-	-
Dan Herran (1-1-2, .375)					
1910	Independent	1-1-2	.375	-	-
George Penton (7-1-1, .833)					
1911	Independent	4-1-1	.750	-	-
1912	Independent	3-0-0	1.000	-	-
J.W. Campbell (12-13-1, .481)					
1921	Independent	1-7-0	.125	-	-
1922	Independent	6-4-1	.591	-	-
1923	Independent	5-2-0	.714	-	-
Ross. V. Ford (2-1-4, .571)					
1924	Independent	2-1-4	.571	-	-
Otis Bynum (12-4-1, .735)					
1925	Independent	5-3-0	.625	-	-
1926	Independent	7-1-1	.833	-	-
Gladwin Gaumer (7-7-0, .500)					
1927	Independent	5-3-0	.625	-	-
1928	Independent	2-4-0	.333	-	-
No Coach					
1930	Independent	1-2-0	.333	-	-
Albert Elmore (33-25-4, .565)					
1931	Independent	6-3-0	.667	-	-
1932	Independent	5-3-2	.600	-	-
1933	Independent	5-1-0	.833	-	-
1934	Independent	7-2-0	.778	-	-
1935	Independent	5-5-0	.500	-	-
1936	Independent	3-4-0	.429	-	-
1937	Independent	2-7-2	.272	-	-
Albert Choate (25-26-1, .490; AIC 15-3-1, .816)					
1938	Alabama Intercollegiate	4-4-1	.500	2-0-1	.833
1939 [^]	Alabama Intercollegiate	7-4-0	.636	4-0-0	1.000
1940	Alabama Intercollegiate	2-7-0	.222	1-2-0	.333
1941 [^]	Alabama Intercollegiate	5-4-0	.556	3-0-0	1.000
1942 [^]	Alabama Intercollegiate	4-3-0	.571	2-0-0	1.000
1946	Alabama Intercollegiate	3-4-0	.429	3-1-0	1.000
Fred McCollum (21-17-3, .549; AIC 9-2-3, .893)					
1947	Alabama Intercollegiate	6-3-1	.650	3-0-1	.875
1948	Alabama Intercollegiate	6-5-0	.545	3-1-0	.600
1949	Alabama Intercollegiate	6-3-1	.650	2-0-1	.833
1950	Alabama Intercollegiate	3-6-1	.350	1-1-1	.500
Jim Grantham (11-23-1, .329; AIC 5-7-0, .417)					
1951	Alabama Intercollegiate	2-7-0	.222	0-3-0	.000
1952	Alabama Intercollegiate	4-6-0	.400	2-1-0	.666
1953	Alabama Intercollegiate	3-5-0	.375	2-1-0	.666
1954	Alabama Intercollegiate	2-5-1	.313	1-2-0	.333
William Clipson (26-68-0, .277; AIC 5-10-0, .333; ACC 5-13-0, .278)					
1955	Alabama Intercollegiate	2-6-0	.250	1-2-0	.333
1956	Alabama Intercollegiate	3-5-0	.375	1-2-0	.333
1957	Alabama Intercollegiate	2-6-0	.250	1-2-0	.333
1958	Alabama Intercollegiate	3-6-0	.333	1-2-0	.333
1959	Alabama Intercollegiate	3-5-0	.375	1-2-0	.333
1960	Alabama Collegiate	1-8-0	.111	1-2-0	.333
1961	Alabama Collegiate	1-8-0	.111	1-2-0	.333
1962	Alabama Collegiate	2-6-0	.250	1-2-0	.333
1963	Alabama Collegiate	2-7-0	.222	0-3-0	.000
1964	Alabama Collegiate	6-3-0	.667	2-1-0	.667
1965	Alabama Collegiate	1-8-0	.111	0-3-0	.000

Year	Division / Conference	Rec.	Pct.	Conf.	Pct.
Billy Atkins (44-16-2, .726; ACC 10-2-0, .833; GSC 9-2-0, .818)					
1966	Alabama Collegiate	5-5-0	.500	1-2-0	.333
1967 [^]	Alabama Collegiate	8-2-0	.800	3-0-0	1.000
1968 [^]	Alabama Collegiate	11-1-0	.917	3-0-0	1.000
1969 [^]	Alabama Collegiate	8-1-1	.850	3-0-0	1.000
1970	Gulf South Conference	6-4-1	.591	4-1-0	.333
1971 [^]	Gulf South Conference	6-3-0	.667	5-1-0	.833
Tom Jones (11-7-2, .600; GSC 8-4-1, .654)					
1972	Gulf South Conference	4-5-1	.450	2-3-1	.417
1973 [^]	Gulf South Conference	7-2-1	.750	6-1-0	.857
Byrd Whigham (12-8-0, .600; GSC 9-7-0, .563)					
1974	Gulf South Conference	6-4-0	.600	4-4-0	.500
1975	Gulf South Conference	6-4-0	.600	5-3-0	.625
Charlie Bradshaw (40-27-2, .577; GSC 29-18-0, .617)					
1976 [^]	Gulf South Conference	8-1-1	.850	7-1-0	.857
1977	Gulf South Conference	6-4-0	.600	6-2-0	.714
1978	Gulf South Conference	7-2-0	.778	5-2-0	.714
1979	Gulf South Conference	6-3-1	.650	4-1-0	.800
1980	Gulf South Conference	8-2-0	.800	4-2-0	.667
1981	Gulf South Conference	3-7-0	.300	1-5-0	.167
1982	Gulf South Conference	2-8-0	.200	2-5-0	.286
Chan Gailey (19-5-0, .791; GSC 11-4-0, .733)					
1983	Gulf South Conference	7-4-0	.636	4-3-0	.571
1984 [^]	Gulf South Conference	12-1-0	.923	7-1-0	.857
Rick Rhoades (28-7-1, .764; GSC 22-2-0, .917)					
1985	Gulf South Conference	6-4-0	.600	6-2-0	.714
1986 [^]	Gulf South Conference	10-2-0	.833	8-0-0	1.000
1987 [^]	Gulf South Conference	12-1-1	.893	8-0-0	1.000
Robert Maddox (13-17-0, .433; GSC 10-14-0, .417)					
1988	Gulf South Conference	4-6-0	.400	3-5-0	.375
1989	Gulf South Conference	4-6-0	.400	3-5-0	.375
1990	Gulf South Conference	5-5-0	.500	4-4-0	.625
Larry Blakeney (178-113-1, .611; SLC 25-9-0, .735; SBC 52-30-0, .634)					
1991	NCAA DII Independent	5-6-0	.455	-	-
1992	NCAA DII Independent	10-1-0	.909	-	-
1993	NCAA FCS Independent	12-1-1	.893	-	-
1994	NCAA FCS Independent	8-4-0	.667	-	-
1995	NCAA FCS Independent	11-1-0	.917	-	-
1996 [^]	Southland Conference	12-2	.857	5-1	.833
1997	Southland Conference	5-6	.455	2-5	.286
1998	Southland Conference	8-4	.667	5-2	.714
1999 [^]	Southland Conference	11-2	.846	6-1	.857
2000 [^]	Southland Conference	10-2	.833	7-0	1.000
2001	NCAA FBS Independent	7-4	.636	-	-
2002	NCAA FBS Independent	4-8	.333	-	-
2003	NCAA FBS Independent	6-6	.500	-	-
2004	Sun Belt Conference	7-5	.583	5-2	.714
2005	Sun Belt Conference	4-7	.364	3-4	.429
2006 [^]	Sun Belt Conference	8-5	.615	6-1	.857
2007 [^]	Sun Belt Conference	8-4	.667	6-1	.857
2008 [^]	Sun Belt Conference	8-5	.615	6-1	.857
2009 [^]	Sun Belt Conference	9-4	.692	8-0	1.000
2010 [^]	Sun Belt Conference	8-5	.615	6-2	.750
2011	Sun Belt Conference	3-9	.250	2-6	.250
2012	Sun Belt Conference	5-7	.417	3-5	.375
2013	Sun Belt Conference	6-6	.500	4-3	.571
2014	Sun Belt Conference	3-9	.250	3-5	.375
Neal Brown (4-8, .333; SBC 3-5, .375)					
2015	Sun Belt Conference	4-8	.333	3-5	.375
TOTALS		508-396-28	.562	218-130-5	.625

[^] - Conference championship season

1900-1919

1909 - Troy begins playing football with Vergil Parks McKinley serving as the first head coach. The team faced a variety of opponents in the early years, from community teams and high schools to universities.

1910 - The Association constructed an athletic field on the north side of the old college campus. Prior to this field, most "home" games were played at the old Orion Street playing field. Dan Herren served as head coach.

1911 - George Penton takes over as head coach and leads Troy to an 8-0-1 record over two seasons.

1913 - No records for teams from 1913-1920 due to World War I

1920s

1921 - The program resumes with Professor J.W. Campbell at the helm.

1924 - Ross V. "Flivver" Ford heads the program for a season.

1925 - Football was played on the current campus on the site of what is now Shackleford Hall. Otis Bynum takes over the program as head coach for the next two seasons.

1926 - Bynum leads Troy to a 7-1-1 record, the most wins in a season for the program until the 1967 team won eight.

1927 - All high schools and community teams are dropped from the football schedule. This was Troy's first fully "intercollegiate" team, with Gladwin Gaumer, a professor at the college, as head coach.

1928 - Troy's first night game was held against Maxwell Field, played at Montgomery's Cramton Bowl.

1929 - The school does not field a team.

1930s

1931 - Former Alabama star Albert Elmore takes the reigns as head football coach, and under Elmore, the program gained stability and organization. He helped form the Southern Intercollegiate Association and Dixie Conference.

1936 - Tickets for Troy home games cost 55 cents each, and the team has just 19 players. Six of the 19 were ineligible under freshman eligibility rules.

1938 - Troy joins the Alabama Intercollegiate Conference with Livingston, Jacksonville State, St. Bernard, Marion Institute and Snead College. Albert Choate

takes over as head coach.

1939 - Troy wins the AIC championship by defeating arch-rival Jacksonville State, 27-0. The team was then known as the "Red Wave", "Trojans" or "Teachers." Pass-catching sensation Sherrill Busby, a 198-pound end, became Troy's first All-American (AP) and NFL player (Brooklyn Dodgers).

1940s

1941 - Troy wins its second AIC championship, posting a 5-4 record.

1942 - Troy wins its third AIC championship in four years with a 4-3 record. The program was suspended after the season due to World War II.

1946 - Fielding the first team since World War II, led once again by Choate, the school records a 3-4 mark.

1947 - Buddy McCollum takes over as head coach, and the program won its 100th game.

1948 - Troy makes its first postseason appearance at the inaugural Paper Bowl in Pensacola. The Trojans were 6-4 in the regular season but lost 19-0 to Jacksonville State in the postseason.

1950s

1950 - The school's home field is moved to its present site and becomes Memorial Stadium. It is so named in honor of the University's students and Pike County citizens who died in World War II. Previously, the team played on the ground where Smith Hall now stands and in a field that now is the outfield of Riddle-Pace Field.

1951 - Jim Grantham becomes the program's 11th head coach.

1955 - William Clipson becomes head coach. He is the first Troy alumnus to lead the program.

1960s

1960 - Moved from the Alabama Intercollegiate Conference to the Alabama Collegiate Conference

1966 - Billy Atkins takes over the program as head coach and leads it to heights previously unseen. His first team registers a 5-5 record.

1967 - Troy wins its first ACC championship compiling an 8-2 record.

1968 - Atkins leads the Red Wave to the NAIA national championship en route to



an 11-1 mark. Troy topped Texas A&I, 43-35, in Montgomery, Ala., at Cramton Bowl before a then NAIA title game record crowd of 15,000.

1969 - Troy wins its third straight Alabama Collegiate Conference title with an 8-1-1 overall record.

1970s

1970 - Troy joins the Gulf South Conference as it moves up to NCAA Division II.

1971 - Troy claimed the first Gulf South Conference crown, finishing with a 5-1 league mark and holding the tiebreaker over in-state rival Livingston (now West Alabama) by defeating the Tigers, 21-20, in the regular season.

1972 - Tom Jones becomes the program's 14th head coach.

1973 - All athletic teams adopt the name Trojans as a result of a student body vote. Jones leads Troy to a 7-2-1 mark and the Gulf South Conference championship.

1974 - Byrd Whigham becomes the Troy coach.

1976 - Under first-year head coach Charlie Bradshaw, the Trojans finished the season ranked sixth in the nation, cracking the Division II Top 10 for the first-time ever. It was the program's third GSC title.

1980s

1983 - Chan Gailey takes the program's reins and leads it to a five-game improvement in the win column, finishing 7-4.

1984 - Gailey once again leads his team to a five-game improvement in the win column, with the Trojans finishing 12-1 and capturing the NCAA Division II National Championship. Troy defeats North Dakota State, 18-17, on a last-second, game-winning 50-yard Ted Clem field goal in the Palm Bowl in McAllen, Texas. Troy won its fourth Gulf South Conference championship.

1985 - Rick Rhoades named head coach.

1986 - Rhoades leads Troy to its fifth Gulf South Conference championship with a perfect 7-0 conference record, its first in school history. The Trojans lose 42-28 to South Dakota State in the Division II semifinals.

1987 - Troy once again reaches the pinnacle of NCAA Division II football by winning the national championship with a 31-17 victory over Portland State in Florence, Ala. - finishing 12-1-1 and 8-0 in conference play.

1990s

1990 - On June 4, the Troy University Board of Trustees votes unanimously to pursue NCAA Division I membership.

1991 - Larry Blakeney becomes the program's 20th head coach.

1992 - In just his second year, Blakeney leads the Trojans to a 10-1 mark as the school completes its transition to Division I-AA football.

1993 - The Trojans advance to the I-AA playoffs in their first season of eligibility with their first undefeated regular season (10-0-1). Troy advances to the semifinals, eventually falling to Marshall 24-21, finishing the regular season ranked number one.

1994 - Troy finishes 8-4, returning to the I-AA playoffs but losing in the first round at James Madison, 45-26. Troy becomes the first school in NCAA history to earn playoff appearances in its first two eligible seasons in I-AA. The Trojans finished the season ranked 12th.

1995 - The Trojans post an 11-0 regular-season mark, the first in school history, and are ranked third in the country. The team loses in the first round of the playoffs to Georgia Southern.

1996 - Troy wins the inaugural Southland Conference title and finishes fourth in the Sports Network and 12th in the SportsTicker ESPN/USA Today polls. The Trojans finish the year 12-2, advance to the I-AA playoff semifinals.

1998 - On June 3, the Board of Trustees votes to pursue membership in NCAA Division I-A football. The Trojans return to the playoffs, finishing 8-4, ranked 11th in the ESPN/USA Today and 13th in the Sports Network polls.

1999 - On June 3, the Board of Trustees authorizes the moving up of the I-AA timetable to the 2001 season. The Trojans post an 11-2 record with a quarterfinal appearance in the I-AA playoffs. Troy is ranked number one in the nation for four weeks during the season. Defensive tackle, Al Lucas, is named the NCAA Division I-AA Defensive Player of the Year, winning the Buck Buchanan Award.

2000s

2000 - The Trojans played their final season in I-AA and the Southland Conference. As a going-away present, the Trojans breezed through the league with a 7-0 record, winning their third title in five years, and advanced to the I-AA playoffs for the seventh time in eight seasons. The Trojans finished the season ranked ninth in the Sports Network poll and third in the Teamlink/CFAA and ESPN/USA Today polls after being ranked number one in all three polls for three consecutive weeks earlier in the season.

2001 - Troy finished 7-4 in its first year as a Division I-A member, upsetting SEC foe Mississippi State on October 13 and defeating Sun Belt Conference champion North Texas, 18-16, to conclude the regular season. The Trojans were the only team in the nation to face the two teams that played for the national championship, No. 1 Miami and No. 2 Nebraska. In December, the Board of Trustees approved an expansion of Veterans Memorial Stadium to be completed by Fall 2003.

2002 - In June, Troy crossed the last hurdle to full Division I-A membership, submitting schedules with a minimum of six Division I-A schools for five seasons.



In July, construction began on expansion of Veterans Memorial Stadium, increasing capacity to 30,000. Troy finished 4-8 in its first season as a full member of NCAA Division I-A, playing eight games away from home. The remodeling of Veterans Memorial Stadium began in November, and the final home game of the season against Utah State was played amid construction. Defensive end Osi Umenyiora finished second in the nation in sacks with 16, while the Troy defense ranked fourth nationally in total defense.

2003 - In May, Troy joined in a partnership with Movie Gallery to rename the football stadium "Movie Gallery Veterans Stadium". A month later, the Trojans received an invitation to join the Sun Belt Conference in football in 2004 and all sports in the 2005-06 school year. The Trojans opened their new 30,000-seat home on September 20 with a 28-0 win over Southeastern Louisiana and followed the next week with a 33-24 victory over Marshall that prompted the Trojan students to tear down the goal posts. Troy finished the season ranked third nationally in interceptions. DeWhitt Betterson tallied a school-record 1,161 yards rushing on 244 carries.

2004 - Troy opens its first season as a member of the Sun Belt Conference with a road victory at Marshall and a nationally-televised win over nationally-ranked Missouri on ESPN2. Following the two wins, Troy dropped four of its next five games by a combined 22 points, including a four-point loss at defending national champion LSU. The Trojans went on a run from there, winning their final four games of the season to finish 7-4. The team was rewarded with the first bowl invitation in school history. On December 30, the Trojans played Northern Illinois in the fifth annual Silicon Valley Football Classic in San Jose. Senior DeMarcus Ware was named the Sun Belt Conference Defensive Player of the Year, and in April, was selected in the first round of the NFL Draft, with the 11th overall pick (Dallas Cowboys).

2005 - The Trojans' second season in the Sun Belt did not prove to be as successful as the first. The highlight of the season was a 13-10 victory over North Texas in Denton, snapping a 22-game conference Mean Green win streak in front a national television audience. That victory, however, was overshadowed by a pair of home losses and a 4-7 record.

2006 - The Trojans debuted a new offensive philosophy that moved away from the traditional power ground game the program was known for. Troy led the Sun Belt Conference in passing en route to their first league title. Near misses against Florida State and Georgia Tech early in the season, along with tough losses at UAB and Nebraska, left the Trojans at 1-4 heading into conference play. The team rebounded with four straight wins before a home loss to Arkansas State put the Trojans' backs against the wall. That wall fell when Troy won in the "Miracle at Murfreesboro", defeating Middle Tennessee State after scoring two touchdowns with just 2:14 to play in the game. A win over FIU the next week clinched Troy's league title and a berth in the R+L Carriers New Orleans Bowl where the Trojans steamed Rice 41-17 to complete an 8-5 season. Junior quarterback Omar Haugabook earned Sun Belt Conference Player of the Year honors, Newcomer of the Year and the Offensive Player of the Year honors before throwing for four touchdowns in the New Orleans Bowl and running for another one en route to winning MVP honors.

2007 - The Trojans faced two finalists for the Heisman Trophy, including facing the eventual Heisman Trophy winner Tim Tebow. Troy faced three SEC opponents during the season, including the defending national champion in Florida. The Trojans defeated Oklahoma State in front of a nationally-televised audience at Movie Gallery Veterans Stadium, 43-22, and never trailed in the contest. The Trojans were undefeated in conference play headed into the final game of the season, unfortunately losing to FAU and settling for a share of the Sun Belt Conference championship. Cornerback Leodis McKelvin tied a Sun Belt Conference record when he was drafted with the 11th overall pick in the NFL Draft by the Buffalo Bills. He was also named to three All-America teams in his senior season.

2008 - The Trojans faced the two teams that played in the BCS National Championship Game from the year before in LSU and Ohio State. The Trojans faced an opponent from the Big 10, Big 12 and SEC in their non-conference games. Troy won its third consecutive Sun Belt Conference Championship by dropping just one conference game throughout the season. The Trojans were rewarded for their efforts with a bid to the New Orleans Bowl and 13 selections to All-Sun Belt Conference Team at the conclusion of the season.

2009 - The Trojans finished off their first undefeated season in Sun Belt Conference history, running away for their fourth consecutive Sun Belt Conference championship

and a berth in the GMAC Bowl. Their were several records broken during the season, with senior quarterback Levi Brown setting new marks for passing yards in a single season and passing yards in a single game (twice). He also rewrote the Sun Belt Conference history books, becoming the first quarterback to throw for more than 4,000 yards in a single season.

2010 - The Trojans claimed their fifth consecutive Sun Belt Conference championship, sharing the title with FIU for the first time. The Trojan set several records during the season, including several career records set by Jerrel Jernigan at both the University and in the Sun Belt Conference. The Trojans played in their third New Orleans Bowl since joining the Sun Belt Conference, and captured their second bowl championship in New Orleans as they defeated Ohio University 48-21 in a front of a national television audience on ESPN.

2011 - Following a pair of hard-fought road tests at Clemson and Arkansas to open the season, the Trojans defeated Middle Tennessee and UAB at home to pull even following the opening month of play; the victory over the Blue Raiders was the sixth straight in the series by the Trojans. Troy dropped seven of the final eight games of the season to finish 3-9 overall. Corey Robinson put up the fourth most passing yards, third most completions and sixth most passing touchdowns in a single-season in school history.

2012 - A pair of firsts in Troy football history occurred as Mississippi State became the first team from the Southeastern Conference to play in Veterans Memorial Stadium and Navy became the first service academy to play in Troy. The Trojans gave the Bulldogs a run for their money but dropped a six-point contest, 30-24. Troy nearly pulled off another SEC stunner as the Trojans led Tennessee 48-41 with just over three minutes remaining in the game. However, Tennessee scored twice with just under 90 seconds to defeat Troy 55-48. Quarterback Corey Robinson establish the new standard for career total offense, pass attempts and passing yards in addition to setting single-game records in completions (46) and passing yards (485); all five of those records were set against Louisiana-Lafayette.

2013 - Corey Robinson and Eric Thomas etched their names at the top of the Sun Belt record book as the top quarterback and top touchdown catcher in league history. Robinson also set an NCAA single-game record for completion percentage after completing 30-of-32 passes against UAB. Troy wore black jerseys for the first time since 2005 in its nationally televised Halloween night game against ULM. Troy finished the season 6-6 and bowl eligible for the sixth time in the last eight season; however, the Trojans were one of four bowl eligible teams left out of a bowl.

2014 - The final season under legendary head coach Larry Blakeney saw the Trojans finish 3-9 overall and 3-5 in the Sun Belt. The Trojans sent Blakeney out a winner in three of the final games of the season. Quarterback Brandon Silvers set the NCAA record for completion percentage by a freshman (70.5 %) as he broke former Oklahoma quarterback Sam Bradford's mark. Chandler Worthy became just the sixth player in FBS history to return a kickoff for a touchdown in back-to-back games.

2015 - For the first time since 1991, someone other than Larry Blakeney served as Troy's head coach as Neal Brown began his first season leading the program. While Troy finished the year 4-8 overall and 3-5 in the Sun Belt, it was a year of transition and progress for the program. The Trojan defense proved to be one of the most improved units in the country by yards per play (5th), opponent third down (3rd), total defense (17th) and tackles for loss (6th). Teddy Ruben earned three All-Sun Belt awards (wide receiver, all-purpose and return specialist), Brandon Burks became Troy's eighth 1,000-yard rusher and Tyler Roberts earned All-Sun Belt First Team honors.

ALABAMA COLLEGIATE CONFERENCE

Formed in 1960, the ACC as it was known, was created by four in-state rivals; Troy, Jacksonville State, Florence State (now North Alabama) and Livingston (now West Alabama). The Trojans dominated the last three years of the conference, claiming the league title in 1967, 1968 and 1969.

ALABAMA INTERCOLLEGIATE CONFERENCE

The ACC's predecessor, the Alabama Intercollegiate Conference, was formed in 1938 by the same in-state schools, along with Marion Military and St. Bernard. It was the first conference that the Trojans joined, and they would claim the league title for the first time in 1939. They also won back-to-back titles in 1941 and 1942.

BILLY ATKINS

Took over as head coach at Troy after William Clipson's 1-8 season in 1965, and immediately revived the program. He brought the Trojans to national prominence, and during his six years his record was 44-16-2 including the 1968 NAIA National Championship. He coached several of the all-time greats in Troy history including Sim Byrd, Ronnie Shelley and Vince Green. Atkins is second on the school's all-time win list behind current head coach Larry Blakeney. He was inducted into the Troy University Sports Hall of Fame in the inaugural class in 2012.

BATTLE FOR THE OL' SCHOOL BELL

At every level of college football, there are great rivalries. For Troy, it is bitter rival Jacksonville State University. The two teams began playing each other in 1924, with the Gamecocks holding a 33-28-2 edge in the all-time series. However, the Trojans have won seven straight and 12-of-15 in the series. Both schools began as teacher colleges in the late 1800s, and, when the teams first played, they created a trophy that the winner would have until the teams met again the following year. School officials determined that it was fitting for two teachers colleges to play for a school bell.

BATTLE FOR THE PALLADIUM

The Battle for the Palladium is the match up between Troy and Middle Tennessee. The series elevated to a new level with the news of Troy joining Middle Tennessee in the Sun Belt Conference. In 2003, the Palladium Trophy was introduced in Murfreesboro, Tenn. A year later, Troy officially joined the Sun Belt Conference after completing its final year of transition from Division I-AA (FCS) to I-A (FBS).

Greek mythology holds that the Palladium is a wooden statue that fell from the Heavens. It was kept at the Temple of Athena in the city of Troy. According to legend, as long as the Palladium was preserved within the walls of the city, Troy would be safe and could not be taken. However, a "Raider" by the name of Odysseus - also known as the Raider of Cities - stole the Palladium during the Trojan War leading to the fall of Troy.

The Palladium is approximately three feet tall and is made of basswood. Gold leaf was applied to Athena's helmet, shield and to the tip of the spear. In 2008, ESPN named "The Battle for the Palladium" as one of the Top 5 non-BCS in-conference rivalries in college football.

LARRY BLAKENEY

The head coach of the Troy Trojans for 24 seasons, Larry Blakeney guided the Trojans from NCAA Division II to the Football Championship Subdivision and finally to the Football Bowl Subdivision. Blakeney led the Trojans to eight conference titles, including a record five straight Sun Belt Conference championships. Blakeney's teams played in five FBS bowl games, while appearing in the FCS Playoffs in seven of a possible eight years. An inaugural selection into the Troy University Sports Hall of Fame, Blakeney had the field in Veterans Memorial Stadium named in his honor. Blakeney retired following the 2014 season and finished his Troy career with a 178-113-1 record.

BOWL GAMES

The Trojans have played in six bowl games in their history - the 1948 Paper Bowl, in Pensacola, Fla., the 2004 Silicon Valley Football Classic, in San Jose, Calif. and the 2006, 2008 & 2010 R+L Carriers New Orleans Bowl and the 2010 GMAC Bowl.

The Trojans faced arch-rival Jacksonville State in the Paper Bowl, losing 19-0 at Pensacola High School's new stadium, which had just one set of bleachers, according to records. The game was played on Dec. 18 and sponsored by Southern paper mills as a tribute to the nearly 100,000 workers in the industry at that time. An excerpt from the game program reads "the paper-making industry at Cantonment means much to Pensacola and this area of the state in payrolls and business generally ... December 18 was picked because students were at home for the holidays at this time, and many fans who would like to take in other bowl games later in the month, and on Jan. 1, will be able to do so at this time."

However, 2004 marked the first time the Trojans were eligible for an automatic bowl bid since moving to Division I-A. Troy's new home, the Sun Belt Conference, sends its champion to the New Orleans Bowl each season in December. Even though Troy did not earn the automatic bid to the New Orleans Bowl, the Trojans did earn an invitation to the Silicon Valley Football Classic in San Jose, Calif.

On a rainy night in California, the Trojans made their Division I-A bowl debut against Northern Illinois from the Mid-American Conference. After jumping out to a 14-0 lead in the first quarter, the Trojans turned as cold as the weather and dropped a 34-21 decision to the Huskies.

The Trojans earned their first bowl victory in 2005, downing Rice 41-17 in the R+L Carriers New Orleans Bowl. Troy earned its way into the bowl by posting a 6-1 record in Sun Belt Conference play to capture their first SBC title.

Since that bowl game, the Trojans have played in three other bowl games, the 2008 New Orleans Bowl, the 2010 GMAC Bowl (2009 season) as conference champions and the 2010 New Orleans Bowl.

Troy jumped out to a 41-7 lead in the third quarter against Ohio in the 2010 New Orleans Bowl and rolled to a 48-21 victory. Corey Robinson threw for a New Orleans Bowl record 387 yards and Tebrius Gill caught four passes for 80 yards and three touchdowns.

LEVI BROWN

Levi Brown rewrote the history books in his final season of 2009. He held school records for completions in a single game, attempts in a single game and passing yards in a single game (breaking his own record). He also holds the school record for passing yards in a single season, which is the best in the Sun Belt history books at over 4,000 yards. He finished his career as the Sun Belt Conference Player of the Year, and was drafted by the Buffalo Bills in the seventh round.

SIM BYRD

One of the greatest players ever to play at Troy, Byrd owns many of the school's all-time passing records. During his three seasons at quarterback, he guided the Trojans to a 24-8 record and the school's first national championship, the NAIA title in 1968. Named first-team All-America and All-ACC his senior year in 1968, he set the single-season record for passing yards with 3,569 in 1968 while also setting school records for completions (260), attempts (414). He was inducted into the Troy University Sports Hall of Fame in the inaugural class in 2012.

TED CLEM

Clem set the standard for all Troy kickers. He was the key participant in one of the most historic plays in school history as a true freshman - "The Kick" as it has been dubbed by Troy faithful. His 50-yard field goal as time expired gave Troy an 18-17 win over North Dakota State in 1984 and its first NCAA Division II national championship. Clem set the single-game record for points in a game with 14, and owns the career record book. Clem kicked 48 field goals in his four years in Troy, from 1984-87. He still holds the school record for attempts with 78 field goal attempts and consecutive PATs made (166).

NICK COLBERT

Nick Colbert was named as a 2000 College Football Scholar-Athlete by the National Football Foundation and College Hall of Fame. He was one of 16 award recipients named in 2000 for the award, which represents college football's finest student-athletes from all divisions. Colbert graduated from Troy in May 2001 with his degree in Biology. He finished his degree boasting a grade point average better than 3.7. He was an annual member on the school's Provost's and Chancellor's lists for academic excellence. The award has been presented annually since 1959 to players based on superior academic performance, outstanding football ability, strong leadership and citizenship. Each scholar-athlete is awarded an \$18,000 postgraduate scholarship and honored at the Foundation's Annual Awards Dinner at the Waldorf-Astoria in New York. Other notable athletes to earn the award along with Colbert were Purdue's Drew Brees, Florida State's Chris Weinke and a fellow Southland Conference athlete, McNeese State's Wes Hines.

COMING-OUT PARTY

Troy made its Division I-A debut on Sept. 1, 2001, when the Trojans traveled to face fourth-ranked Nebraska. The Trojans showed they could play at the I-A level, taking an early 7-0 lead on a 9-yard touchdown run by Demontray Carter. Brock Nutter capped an improbable half, throwing a 31-yard touchdown pass to Heyward Skipper to cut the Cornhuskers' lead to 28-14 at the intermission. The Trojans fought valiantly in the second half, keeping Nebraska out of the end zone on two drives inside the 1-yard line in the fourth quarter. Jimmy McClain stopped Eric Crouch on the 1-yard line, and the entire defense stopped Thunder Collins from leaping into the end zone.

CHAN GAILEY

Gailey led the Trojans to the 1984 Division II national championship. In his two seasons at Troy, Gailey led the Trojans to a 19-5 record. After taking over the program in 1983, he guided the Trojans to a five-game improvement, going 7-4 his first year. In his final year, he led the Trojans to the national title. He was inducted into the Troy University Sports Hall of Fame in 2013.

FIRST NIGHT GAME

In 1928, the Troy football team played its first night game in Montgomery at Cramton Bowl. Troy faced off against Maxwell Field, claiming a 13-0 victory.

GULF SOUTH CONFERENCE

Members from Troy, Delta State, Florence State (now North Alabama), Livingston (now West Alabama), Tennessee-Martin and Jacksonville State all met in Birmingham during the summer of 1970 to form the Mid-South Conference. Scheduling conflicts in the first year allowed competition only in football. Southeastern Louisiana and Nicholls State joined the conference later, giving the conference eight members and the league changed its name to the Gulf South Conference. On June 4, 1990, Troy officially withdrew from the GSC. During its 20 years in the GSC, Troy claimed six conference titles. The Trojans hold a 129-75-5 all-time record in GSC play.

JERREL JERNIGAN

Jernigan ended his career as one of the most prolific players in Troy University history as he rewrote the record book. Jernigan made his mark in career receptions, receiving yards, yards per game and all-purpose yards. Jernigan also rewrote the Sun Belt Conference record book over his four years of competition. The senior was selected to participate in the Senior Bowl and NFL Combine, before being drafted in the third round by the New York Giants in the 2011 NFL Draft.

"THE KICK"

"The Kick," as it is called, is used to describe true freshman Ted Clem's 50-yard field goal as time expired that gave Troy an 18-17 win over North Dakota in the 1984 Division II national title game. The kick was Clem's third field goal of the game and finished off one of the greatest comebacks in school history after the Trojans fell behind 14-0 in the first quarter.

"THE KICK" - PART TWO

Drew Boteler's 22-yard field goal attempt slipped through the uprights, capping a 14-point comeback, as Troy rallied to knock off North Texas, 18-16, in the school's first home game against a Division I-A school on Dec. 1, 2001. Boteler's game-winner was not a picture-perfect kick. The field was soaked from rain that had fallen throughout the day, and the redshirt freshman slipped while planting to make the kick. On top of that, the kick was tipped at the line of scrimmage, leading one North Texas lineman to celebrate as the officials signaled the kick was good.

AL LUCAS

Following the 1999 season, two-time All-America defensive tackle Al Lucas claimed the award, given annually to the top defensive player in Division I-AA. Lucas tragically died as the result of an on-field injury suffered in an Arena Football League game on April 10, 2005. He was inducted into the Troy University Sports Hall of Fame in the summer of 2016.

LEODIS MCKELVIN

Leodis McKelvin became the second Trojan to be selected in the first round of the NFL Draft when he was selected as the 11th overall pick by the Buffalo Bills. He is also the first Trojan to be named an All-American in football since the Trojans joined the ranks of NCAA Division I. McKelvin finished his career with seven kickoff and punt returns for a touchdown, which was just one shy of an NCAA record.

VIRGIL PARKS MCKINLEY

Virgil Parks McKinley, a professor at the Troy Normal School, was charged with the task of fielding the first school football team. McKinley, who attended the University of Alabama but never received a football letter, had 14 players try out for the team but kept just 11. He guided the squad to a 1-0-2 record that first season against a variety of community, high school and other university teams. He was inducted into the Troy University Sports Hall of Fame in the inaugural class in 2012.

MIRACLE IN MURFREESBORO

Senior receiver Smokey Hampton turned in the performance of a lifetime with catch after catch, leading the Trojans to a victory at Middle Tennessee after trailing 20-7 with just 2:19 remaining in the contest. The senior combined with Gary Banks to catch touchdown passes in a 21-20 Troy victory.

MISSISSIPPI STATE GOES DOWN

Playing just its fifth game as a Division I-A member, Troy stunned the nation as it went into Starkville, Miss., and knocked off Southeastern Conference foe Mississippi State 21-9. The Trojans jumped out to a 21-0 lead in the second quarter and held the Bulldogs to just 272 yards of total offense in the victory.

PRO BOWL

The 2007 NFL Pro Bowl featured two former Troy Trojans in the starting lineup for the National Football Conference (NFC) in Osi Umenyiora and DeMarcus Ware. It marked the first time that two Trojans were starting in the prestigious postseason game for the National Football League.

COREY ROBINSON

Finished his career with 11 Troy and Sun Belt Conference career records, including the record for passing yards, passing touchdowns, passing attempts, completions and total offense in both record books. Robinson was named the 2010 Sun Belt Freshman of the Year and was named to the All-Sun Belt First Team following his 2013 senior season. Robinson is one of just five players in NCAA history with 3,000 yards of total offense

and 3,000 passing yards in four seasons. When he completed his time at Troy, Robinson ranked ninth in NCAA history in passing yards. Additionally, he set an NCAA record after completing 30-of-32 passes against UAB in 2013; the 93.8 completion percentage is the highest by a quarterback with at least 30 attempts.

STATISTICAL CHAMPIONS

Since Troy joined the NCAA in the 1970s, the Trojans have had two statistical champions in an individual category. Quarterback Willie Tullis led the nation in passing efficiency during the 1980 season among Division II teams. Tullis had a passing efficiency rating of 147.5 after completing 108 of 203 passes (.532 percentage). He connected for 15 touchdowns and threw just eight interceptions. Tullis threw for 1,880 yards in 10 games that season. Andy Swafford captured the other statistical title in 1997 at the Division I-AA level, when he led the nation in kickoff returns, averaging 31.4 yards on 14 kick returns. He tallied 440 yards in returns during the 1997 campaign.

SOUTHLAND CONFERENCE

In the summer of 1995, Troy, along with Jacksonville State, McNeese State, Nicholls State, Northwestern State, Sam Houston State, Southwest Texas and Stephen F. Austin, met in New Orleans to reform the Southland Conference into a football only sub-conference. During their five seasons in the SLC, the Trojans claimed three titles, in 1996, 1999 and 2000. The Trojans posted a 26-9 record in conference play during their five seasons and saw 54 players earned all-conference honors, while two players earned Defensive Player of the Year (Pratt Lyons, 1996; Anthony Rabb, 1999) honors and another Newcomer of the Year (Demontray Carter, 2000). Head coach Larry Blakeney twice earned Coach of the Year honors (1999 and 2000).

SUPER BOWL

Six former Troy University Trojans have played in the Super Bowl. The first Trojan to make an appearance was Virgil Seay for the Washington Redskins in Super Bowl XVII in 1983. The Redskins defeated Miami 27-17. Former offensive lineman Kerry Jenkins won Super Bowl XXXVII with the Tampa Bay Bucs in 2003, while former defensive end Osi Umenyiora and place kicker Lawrence Tynes won Super Bowl XLII (2008) with the New York Giants - defeating previously unbeaten New England in the process. Former defensive end Steve McLendon played in Super Bowl XLV with the Pittsburgh Steelers against the Green Bay Packers. Tynes, Umenyiora and former wide receiver Jerrel Jernigan teamed up on the 2012 New York Giants as they won Super Bowl XLVI 21-17 over the Patriots.

SUN BELT CONFERENCE

On May 23, 2003, Troy University accepted an invitation to join the Sun Belt Conference in all sports, marking the first time all of Troy's sports competed in the same league since the school moved to Division I in 1993. The Troy football program began play in its first Division I-A conference home in the fall of 2004, while all other sports began competition in the league beginning in the fall of 2005.

THE NIGHT THE LIGHTS WENT OUT IN TROY

On Sept. 3, 1988, Troy opened its defense of the 1987 Division II national championship at home against Southeast Missouri. Clinging to a 13-6 lead midway through the third quarter of a tight game, a transformer that controlled power to the lights at then Memorial Stadium malfunctioned, cutting the stadium lights. During the ensuing two-and-a-half hour delay, the teams discussed their options. After deciding against moving the game to Montgomery's Cramton Bowl, the teams elected to finish the game on Troy's lower practice field, which was lighted.

With the entire grassy bank next to the practice field almost full, the Trojans finished off the game with a 26-13 win.

TRACKING THE TROY FOOTBALL FIELD

The Troy football team's home field has changed locations numerous times through the years. The inaugural team played off campus in a field on Orion Street. In 1910, The Association built an athletic field on the north side of the old college campus. The field was built by V.P. McKinley, the players and a handful of students. It had a grandstand, bleachers and a six-foot fence that surrounded the field. In 1925, the team began playing games on campus, on the site of what is now Shackleford Hall. Over the next 25 years, the Troy football team played its home games on the grounds where Smith Hall now stands and in a field that is now the outfield of Riddle-Pace Field. In 1950, Memorial Stadium opened for the first time. It began with a seating capacity of 5,000 but has grown to more than 30,000 today and is known as Veterans Memorial Stadium.

T-ROY

T-Roy, the Troy mascot and a fan favorite, has been a familiar sight at Troy athletic events since making his first appearance in the mid 1980s. T-Roy became the official school mascot after a campus-wide decision on the name for a new mascot. There was an election by the student body with "T-Roy" coming out on top. In the spring of 2008, T-Roy was voted the third best mascot in the nation.

TROJANS - THE NICKNAME

The Troy athletic teams have had a variety of names through the years - from Bulldogs to Teachers to Red Wave. As the football team began competition in the 1910s, the team

was called Bulldogs or Teachers (since the school began as a teacher's college). In 1922, the group was called Trojans for the first time. That lasted until Albert Elmore's arrival on campus in 1931. A graduate of the University of Alabama, Elmore changed the nickname to Red Wave, a variation of Crimson Tide. The Red Wave moniker stuck until 1973, when the student body was again charged with voting for its new team nickname. The first game of the season in 1973 was on the road against Northeast Louisiana (now Louisiana-Monroe). The squad departed Troy without a nickname, but students voted on the nickname that Saturday morning. The winner? Trojans. The current nickname won the election by a two-to-one margin, with the ballots being tallied hours before kickoff. With the new nickname, the Trojans battled Northeast Louisiana to a 15-15 tie.

TROJANS IN THE POLLS

During their eight years at the I-AA level, the Trojans were a mainstay in the I-AA polls. Troy finished ranked in the Top 25 every year but one (1997). Troy finished at the top of the polls in 1993, and was ranked number one for three straight weeks in 2000. Overall, the Trojans finished in the top five, four times and the top 10, five times.

TROY UNIVERSITY

Troy hasn't always been University. When the school was founded in 1887, the school was called the State Normal School - Troy. In 1929 the school changed its name to the Troy State Teachers College. That would last until 1957, when the school was renamed Troy College. The school was then named Troy State University in 1967. In 2004, the Board of Trustees voted to remove the "State" from the name, making it Troy University. Trustees felt the name change allows the university system to reflect its quality, funding sources and global mission better.

VOICES OF THE TROJANS

For over 25 years, Troy has had four play-by-play announcers, including current announcer Barry McKnight. For the majority of those years, Ralph Black was the "Voice of the Trojans." Black called more than 200 of Troy's football games, including both Division II national championships. Black served as the play-by-play announcer for all Troy sports, having broadcast two Division II national championships in baseball and the Division II championship game in basketball (1992).

DEMARCUS WARE

DeMarcus Ware became the first-ever first round draft pick for the Troy Trojans, when he was selected in the 2006 NFL Draft by the Dallas Cowboys. Ware was the 11th overall pick of the draft.

ALL-TIME ASSISTANT COACHES

2015: Kenny Edenfield (Co-OC/Rec), Bam Hardmon (DL), Vic Koenning (DC/S), Matt Moore (Co-OC/OL), Al Pogue (CB), Sean Reagan (QB/RB), Jon Sumrall (AHC/LB), Shayne Wasden (Assoc HC/TE/ST), Cornelius Williams (WR)

2014: Jeff Beckles (RB), Wayne Bolt (DC/LB), Randy Butler (DL), Jim Dye (OL), Kenny Edenfield (OC/Inside WR), Dustin Landry (S), Al Pogue (CB), Sean Reagan (QB), Richard Shaughnessy (SC), Shayne Wasden (AHC/Outside WR/ST)

2013: Jeff Beckles (RB), Wayne Bolt (DC/LB), Randy Butler (DL), Jim Dye (OL), Kenny Edenfield (OC/Inside WR), Dustin Landry (CB), Benjy Parker (S), Sean Reagan (QB), Richard Shaughnessy (SC), Shayne Wasden (AHC/Outside WR/ST)

2012: Jeff Beckles (RB), Randy Butler (DL), Julius Brown (CB), Kenny Edenfield (OC/Inside WR), Benjy Parker (LB), Sean Reagan (QB), Jeremy Rowell (DC/S), John Schlارman (OL/RGC), Richard Shaughnessy (SC), Shayne Wasden (AHC/Outside WR/ST)

2011: Jeff Beckles (RB), Randy Butler (DE), Maurea Crain (DT), Kenny Edenfield (OC/Inside WR), Benjy Parker (LB), Sean Reagan (QB), Jeremy Rowell (DC/DB), John Schlارman (OL/RGC), Richard Shaughnessy (SC), Shayne Wasden (AHC/Outside WR/ST)

2010: Jeff Beckles (RB), Randy Butler (DE), Maurea Crain (DT), Kenny Edenfield (OC/Inside WR), Chip Lindsey (QB), Benjy Parker (LB), Jeremy Rowell (DC/DB), John Schlارman (OL/RGC), Richard Shaughnessy (SC), Shayne Wasden (AHC/Outside WR/ST)

2009: Neal Brown (OC/QB), Randy Butler (DE), Maurea Crain (DT), Kenny Edenfield (Inside WR), Benjy Parker (LB), Jeremy Rowell (DC/DB), John Schlارman (OL), Chad Scott (RB), Richard Shaughnessy (SC), Shayne Wasden (AHC/Outside WR/ST)

2008: Neal Brown (OC/QB), Randy Butler (DE), Maurea Crain (DT), Kenny Edenfield (Inside WR), Benjy Parker (LB), Jeremy Rowell (DC/DB), John Schlارman (OL), Chad Scott (RB), Richard Shaughnessy (SC), Shayne Wasden (AHC/Outside WR/ST)

2007: Neal Brown (Inside WR), Maurea Crain (DT), Tony Franklin (OC/QB), Benjy Parker (LB), Jeremy Rowell (DC/DB), John Schlارman (OL), Chad Scott (RB), Richard Shaughnessy (SC), Brian Turner (DE/RC), Shayne Wasden (Outside WR/ST)

2006: Neal Brown (Inside WR), Tony Franklin (OC/QB), James Joseph (RB), Matt Moore (OL), Benjy Parker (LB), Mike Pelton (Co-DC/DL), Jeremy Rowell (Co-DC/DB), Richard Shaughnessy (SC), Brian Turner (S/RC), Shayne Wasden (Outside WR/ST)

2005: Jeff Fela (OL), Mark Fleetwood (OC/QB), James Joseph (RB), Ricky Logo (Co-DC/DT), Mike Pelton (DE), Jeremy Rowell (Co-DC/DB), Richard Shaughnessy (SC), Brian Turner (TE/RC), Ben Waldrop (LB), Shayne Wasden (WR/ST)

2004: Jeff Fela (OL), Mark Fleetwood (OC/QB), James Joseph (RB), Vic Koenning (DC/LB), Ricky Logo (DE), Mike Pelton (DT), Jeremy Rowell (DB), Richard Shaughnessy (SC), Brian Turner (TE/RC), Shayne Wasden (WR/ST)

2003: Jeff Fela, Mark Fleetwood, Vic Koenning, Ricky Logo, Arlington Nunn, Mike Pelton, Jeremy Rowell, Richard Shaughnessy, Mike Turk, Brian Turner

2002: Greg Adkins, Wayne Bolt, Jim Dye, Ricky Logo, Arlington Nunn, Mike Pelton, Jeremy Rowell, John Shannon, Mike Turk

2001: Greg Adkins, Wayne Bolt, Jim Dye, Arlington Nunn, Mike Pelton, Tracy Rocker, Jeremy Rowell, John Shannon, Mike Turk

2000: Wayne Bolt, Jim Dye, Mark Fleetwood, Don Jacobs, Tracy Rocker, Mike Turk

1999: Wayne Bolt, Jim Dye, Mark Fleetwood, Don Jacobs, Tracy Rocker, Mike Turk

1998: Wayne Bolt, Jim Dye, Mark Fleetwood, Don Jacobs, Tracy Rocker, Mike Turk

1997: Wayne Bolt, Jim Dye, Mark Fleetwood, Don Jacobs, Tracy Rocker, Mike Turk

1996: Wayne Bolt, Steve Davis, Jim Dye, Brick Haley, Don Jacobs, Mike Turk

1995: Wayne Bolt, Steve Davis, Jim Dye, Brick Haley, Don Jacobs, Mike Turk

1994: Wayne Bolt, Jim Dye, Brick Haley, Don Jacobs, Richard Kent, Mike Turk

1993: Wayne Bolt, Jim Dye, Don Jacobs, Richard Kent, Mike Turk, Johnny Williams

1992: Wayne Bolt, Mark Fleetwood, Don Jacobs, Richard Kent, Mike Turk, Johnny Williams

1991: Wayne Bolt, Kurt Crain, Mark Fleetwood, Don Jacobs, Mike Turk, Johnny Williams

1990: Mike Beagle, Mike O'Toole, Willie Slater, Johnny Williams, Chris Yeager

1989: Mike O'Toole, Willie Slater, Johnny Williams, Chris Yeager

1988: Mike O'Toole, Willie Slater, Shannon White, Johnny Williams, Chris Yeager

1987: Robert Maddox, Jeff McInerney, Willie Slater, Johnny Williams, Chris Yeager

1986: Robert Maddox, Jeff McInerney, Willie Slater, Johnny Williams, Chris Yeager

1985: Jay Jefcoat, Robert Maddox, Jeff McInerney, Willie Slater, David Wilson

1984: Jay Jefcoat, Robert Maddox, Rick Rhoades, Willie Slater

1983: Jay Jefcoat, Robert Maddox, Rick Rhoades, Willie Slater

1982: Jim Berryman, Vic King, Robert Maddox, Jim Tompkins

1981: Jim Berryman, Vic King, Robert Maddox, Jim Tompkins

1980: Jim Berryman, Vic King, Robert Maddox, Jim Tompkins

1979: Rick Rhoades, Vic King, Robert Maddox, Jim Tompkins

1978: Chad Gailey, Vic King, Rick Rhoades, Jim Tompkins

1977: Chan Gailey, Jay Jefcoat, Vic King, Jim Tompkins

1976: Chan Gailey, Jay Jefcoat, Vic King, Jim Tompkins

1975: Phillip Creel, Billy Green, Larry Maier, Jim Tompkins

1974: Bob Boothe, Phillip Creel, Larry Maier, Jim Tompkins

1973: Jim Blair, Bob Boothe, Phillip Creel, Joe Hollis, Jim Tompkins

1972: Jim Blair, Bob Boothe, Phillip Creel, Ken Mitchell

1971: Jim Blair, Phillip Creel, Jim Mitchell

1970: Phillip Creel, Wayne Frazier, Pete Jenkins

1969: Phillip Creel, Max Howell, Pete Jenkins

1968: Phillip Creel, Max Howell

1967: Phillip Creel, Max Howell

1966: Phillip Creel, Bill Marsh

1965: Rudy Argenti, Bobby Gabbard, Billy Williams

1964: Rudy Argenti, Bobby Gabbard, Billy Williams

1963: Rudy Argenti, Melvin Lucas

1962: Rudy Argenti, Melvin Lucas

1961: Melvin Lucas

1960: Melvin Lucas

1959: Paul Nix

1958: John Archer, Paul Nix

1957: John Archer, Paul Nix, John Stair

1956: John Archer, Paul Nix

1953: Jim Grantland, Leonard Surfustini, Moose Williams

1952: Leonard Surfustini

1951: Leonard Surfustini





RECORDS



Individual Records	182-184
Miscellaneous / Team Records.....	185
Milestone Games.....	186-190
Single Records	191-192
Team Single-Season	193-196
Individual Single-Season	197-201
Individual Career	202-209
Yearly Leaders.....	210-212



LEVI BROWN
TOTAL OFFENSE

Most Plays

Game..... 74, Levi Brown vs. LSU (2008)
Season..... 554, Corey Robinson (2010)
Career..... 1,973, Corey Robinson (2010-13)

Most Yards

Game..... 545, Sim Byrd vs. Samford (1968)
Season..... 4,261, Levi Brown (2009)
Career..... 13,141, Corey Robinson (2010-13)

Most Yards Per Game

Season..... 327.8, Levi Brown (2009)
Career..... 274.3, Levi Brown (2008-09)

Most Yards Per Play

Season..... 8.01, Carey Christensen, 1984
Career..... 7.61, Kelvin Simmons, 1992-93

Most TDs Responsible For

Game..... 6, Sim Byrd, twice (1968)
Season..... 41, Sim Byrd (1968)
Career..... 84, Corey Robinson (2010-13)

RUSHING

Most Rushes

Game..... 46, DeWhitt Betterson vs. Utah State (2003)
Season..... 256, DeWhitt Betterson (2004)
Career..... 653, DeWhitt Betterson (2001-04)

Most Yards Gained

Game..... 244, Eddie Brundidge vs. Virginia Union (1986)
Season..... 1,337, Arrid Gregory (1996)
Career..... 3,441, DeWhitt Betterson (2001-04)
By a QB..... 2,533, Mike Turk (1984-87)

Highest Average Per Rush

Game..... 18.0 Dwayne Thompson vs. UT-Martin (1982)
Season..... 10.9, Jimmi Haywood (1985)
Career..... 8.01, Steven Coleman (1992-94)

Most Touchdowns Rushing

Game..... 4, Phillip Jones vs. Jacksonville State (1997)
..... 4, Shawn Southward vs. Western Kentucky (2009)
Season..... 17, Joe Jackson (1996)
By a QB..... 15, Jeremy Rowell (1994)
Career..... 34, Joe Jackson (1994-97)
By a QB..... 32, Mike Turk (1984-87)

Most 100-Yard Rushing Games

Season..... 7, DeWhitt Betterson (2004)
Career..... 14, DeWhitt Betterson (2001-04)

Most Consecutive 100-Yd. Games

Season..... 3, four different players
Career..... 3, four different players

Most 200-Yd. Rushing Games

Season..... 2, Eddie Brundidge (1986)
Career..... 2, Eddie Brundidge (1986)

Most Consecutive 200-Yd. Games

Season..... 2, Eddie Brundidge (1986)
Career..... 2, Eddie Brundidge (1986)

Longest Rush

Game..... 92, Brandon Burks, at New Mexico State (2015)
..... 92, Jerry Reeves, vs. Louisiana College (1964)

PASSING

Highest Passing Efficiency

Game..... 289.8, Aaron Leak vs. Utah St (2004)
Season..... 196.7, Sim Byrd (1968)
Career..... 165.8, Kelvin Simmons (1992-93)

Most Attempts

Game..... 72, Levi Brown vs LSU (2008)
Season..... 508, Corey Robinson (2011)
Career..... 1,823, Corey Robinson (2010-13)

Most Completions

Game..... 46, Corey Robinson vs. Louisiana-Lafayette (2012)
Season..... 321, Levi Brown (2009)
..... 321, Corey Robinson (2010)
Career..... 1,179, Corey Robinson (2010-13)

Most Consecutive Completions

Game..... 20, Sim Byrd vs. West Alabama (1968)
..... 20, Corey Robinson vs. UAB (2013)

Highest Completion Percentage

Game..... 93.8 (30-32), Corey Robinson vs. UAB (2013)
Season (Min. 100 att.)..... 70.5 (181-of-271), Brandon Silvers (2014)
Career (Min. 250 att.)..... 70.5 (181-of-271), Brandon Silvers (2014)

Most Yards

Game..... 485, Corey Robinson vs. Louisiana-Lafayette (2012)
Season..... 4,254, Levi Brown (2009)
Career..... 13,477, Corey Robinson (2010-13)

Most Yards Per Attempt

Season..... 10.3, Bobby Lee (1974)
Career..... 9.3, Bobby Lee (1972-75)
..... 9.3, Kelvin Simmons (1992-93)

Most Yards Per Game

Season..... 327.2, Levi Brown (2009)
Career..... 280.8, Corey Robinson (2010-13)

Most 300+ Yard Games

Season..... 8, Levi Brown (2009)
Career..... 24, Corey Robinson (2010-13)

Most 400+ Yard Games

Season..... 3, Levi Brown (2009)
Career..... 3, Levi Brown (2008-09)
..... 3, Corey Robinson (2010-13)

Most Touchdown Passes

Game..... 6, Sim Byrd, two times
Season..... 41, Sim Byrd (1968)
Career..... 81, Corey Robinson (2010-13)



SIM BYRD

Most Consecutive Games w/ TD

Season 13, Corey Robinson (2010)
 Career..... 16, Corey Robinson (2010-11)

Most Interceptions Thrown

Game..... 5, four times
 Season 24, Al Head (1970)
 Career..... 48, Corey Robinson (2010-13)

Fewest Interceptions Thrown

Season 1, Kelvin Simmons (1992)
 Career..... 7, Kelvin Simmons (1992-93)

Longest Pass Play

Game..... 99, Mike Turk to Titus Dixon (1986)

RECEIVING

Most Catches

Game..... 16, Danny Grant vs. McNeese State (1968)
 Season 84, Jerrel Jernigan (2010)
 Career..... 262, Jerrel Jernigan (2007-10)

Most Yards

Game..... 225, Danny Grant vs. McNeese State (1968)
 Season 1,169, Rufus Cox (1984)
 Career..... 3,128, Jerrel Jernigan (2007-10)

Highest Average per Catch

Game..... 46.0, Greg Harris vs. Valdosta State (1986)
 Season 26.17, Billy Dixon (1977)
 Career..... 22.2, Billy Dixon (1975-77)

Most Touchdown Catches

Game..... 5, Danny Grant vs. McNeese State (1968)
 Season 14, Danny Grant (1966 & 1968)
 Career..... 44, Danny Grant (1967-69)

Most 100-Yd. Games

Season 5, Chip Reeves (2012)
 Career..... 8, Kelvin Murdock (1978-81)
 8, Jerrel Jernigan (2007-10)

ALL-PURPOSE YARDAGE

Most Yards

Game..... 311, Jerrel Jernigan vs. Arkansas State (2010)
 Season 2,264, Jerrel Jernigan (2009)
 Career..... 5,985, Jerrel Jernigan (2007-10)



JERREL JERNIGAN



SHAWN SOUTHWARD

SCORING

Most Points

Game..... 30, Danny Grant, vs. McNeese State (1968)
 Season 108, Sam Glusman (2008)
 Career..... 310, Ted Clem (1984-87)

Most Touchdowns

Game..... 5, Danny Grant vs. McNeese State (1968)
 Season 17, Joe Jackson (1996)
 Career..... 45, Danny Grant (1966-69)

KICKING

Most Points

Game..... 17, Sam Glusman vs. Alcorn State (2008)
 Season 108, Sam Glusman (2008)
 Career..... 310, Ted Clem (1984-87)

Most PAT's Made

Game..... 10, Danny Moore vs. Louisiana College (1967)
 Season 59, Ollie Quass (1993)
 Career..... 166, Ted Clem (1984-87)

Most PAT's Attempted

Game..... 10, Danny Moore vs. Louisiana College (1967)
 Season 59, Ollie Quass (1993)
 59, Ted Clem (1987)
 Career..... 170, Ted Clem (1984-87)

Highest Percentage of PAT's

Season 100.0, Multiple Players
 Career (Min. 20 att.) 100.0 (30-30), Ryan Kay (2013-14)

Most Consecutive PAT's Made

Career..... 166, Ted Clem (1984-87)

Most Field Goals Made

Game..... 4, Greg Whibbs vs. Florida Atlantic (2007)
 Season 20, Sam Glusman (2008)
 Career..... 50, Greg Whibbs (2003-07)

Most Field Goals Attempted

Game..... 4, Multiple Players
 Season 29, Sam Glusman (2008)
 Career..... 78, Ted Clem (1984-87)



THOMAS OLMSTED

Highest Pct. of Field Goals Made

Season 88.9, Greg Whibbs (2007)
Career (Min. 10 att.) 100.0, Randy Hicks (1969-71)

Longest Field Goal Made

Game 53, Will Scott at Louisiana-Lafayette (2013)

Most Consecutive Field Goals Made

Career 12, Sam Glusman (2008)
..... 12, Will Scott (2012)

PUNTING

Most Punts

Game 12, Doug Crane vs. Mississippi College (1984)
Season 78, Thomas Olmsted (2003)
Career 288, Thomas Olmsted (2002-05)

Highest Average

Game 54.8, Thomas Olmsted vs. Utah State (2004)
Season 44.5, Will Scott (2013)
Career 42.8, Will Scott (2012-13)

Most Yards on Punts

Game 441, Thomas Olmsted vs. Minnesota (2003)
Season 3,304, Thomas Olmsted (2003)
Career 11,953, Thomas Olmsted (2002-05)

Longest Punt

Game 81 yds, Matt Allen vs. Nicholls State (1999)

PUNT RETURNS

Most Punt Returns

Game 7, three different players
Season 35, Carl Smith (1982)
Career 112, Leodis McKelvin (2004-07)

Most Yards on Punt Returns

Game 215, Virgil Seay vs. West Alabama (1979)
Season 457, Virgil Seay (1979)
Career 1,471, Leodis McKelvin (2004-07)

Highest Average Per Return

Game 35.0, Leodis McKelvin vs. FIU (2007)
Season 28.0, Perry Griggs (1974)
Career 16.6, Virgil Seay (1978-79)

Most Touchdowns on Returns

Game 3, Virgil Seay vs. West Alabama (1979)
Season 3, three different players
Career 7, Leodis McKelvin (2004-07)

Longest Punt Return

Game 90 yds, Bobby Enslin (1967)



LEODIS MCKELVIN

KICKOFF RETURNS

Most Kickoff Returns

Game 7, Leodis McKelvin (three times)
..... 7, Jorrick Calvin (2008)
Season 39, Jerrel Jernigan (2009)
Career 99, Leodis McKelvin (2004-07)

Most Yards on Kickoff Returns

Game 215, Frank Sadler vs. North Alabama (1959)
Season 897, Jerrel Jernigan (2009)
Career 2,346, Leodis McKelvin (2004-07)

Highest Average Per Return

Game 42.0, Leodis McKelvin vs ULM (2006)
Season 34.8, Danny Grant (1968)
Career 30.9, Danny Grant (1967-69)

Most Touchdowns on Returns

Game 1, multiple times
Season 2, Frank Sadler (1957)
..... 2, Chandler Worthy (2014)
Career 3, Frank Sadler (1956-59)

Longest Kickoff Return

Game 100 yds, five times

INTERCEPTION RETURNS

Most Passes Intercepted

Game 3, six times
Season 15, Ronnie Shelley (1968)
Career 36, Ronnie Shelley (1966-69)

Most Interception Return Yards

Game 114, Jimmy McClain vs. South Florida (1999)
Season 294, Ronnie Shelley (1968)
Career 492, Ronnie Shelley (1967-69)

Most TDs on Interceptions

Game 2, Jimmy McClain vs. South Florida (1999)
Season 2, four times
Career 3, Rayshun Reed (1999-2003)

Longest Interception Return

Game 88 yds, Shane Black vs. Alcorn State (1996)

TACKLES

Most Tackles

Game 23, Anthony Rabb vs. Middle Tenn. (1999)
Season 198, Gerrick Pimienta (1987)
Career 563, Gerrick Pimienta (1985-88)

Most Solo Tackles

Game 18, Rick Maxey vs. Jacksonville St. (11/15/75)
Season 102, Gerrick Pimienta, 1987
Career 307, Gerrick Pimienta (1985-88)

Most Assists

Game 15, Tim Tucker vs. E. Kentucky (1978)
Season 96, Gerrick Pimienta (1987)
Career 256, Gerrick Pimienta (1985-88)

Most Quarterback Sacks

Game 4.0, Osi Umenyiora vs Florida A&M (2002)
Season 20.0, Kenny Craik (1980)
Career 43.0, Charles Pickett (1974-76)

Most Tackles for a Loss

Game 4.5, DeMarcus Ware vs Marshall (2004)
Season 21.5 Jonathan Massaquoi (2010)
Career 55.0, DeMarcus Ware (2001-04)

MISCELLANEOUS

Most Blocked Kicks

Game.....	4, Sherrill Busby vs. Memphis (1937)
Season.....	11, Sherrill Busby (1939)
Career.....	23, Sherrill Busby (1937-39)

ALL-TIME

Wins and Losses

Most Consecutive Wins.....	14, 1987-88
Most Consecutive Wins, Season.....	12, 1987
Consecutive Home Wins.....	15, 1967-70
Consecutive Home Games w/o Loss.....	22, 1991-95
Longest Home Losing Streak.....	3, 1981
Most Consecutive Losses.....	11, 1980-81
Most Consecutive Losses, Season.....	8, 1965

Scoring

Margin of Victory.....	76, vs. Concord (1968)
Margin of Defeat.....	97, vs. Marion (1928)
Biggest Loss at Home.....	97, vs. Marion (1928)
Biggest Loss on Road.....	63, at Montana (1996)
Most Points Scored.....	76, 1968
Most Scored at Home.....	76, 1968
Most Points on the Road.....	66, 1995
Pts Scored vs. Troy.....	97, by Marion (1928)
Most at Home.....	97, by Marion (1928)
Most on Road.....	70, by Montana (95)
Most Touchdowns.....	11, vs. La. College (1967)
.....vs. Concord (1968)	
By Opponent.....	12, by Samford, 1961
Most Field Goals.....	4, 2x last vs. Arkansas State, 2012
By Opponents.....	4, vs. Idaho, 2015
Most PATs.....	9, several times

SINGLE-SEASON / GAME OFFENSE

Total Offense (Game)

Yards.....	736, Alcorn State (2008)
Most Opponent.....	751, Ole Miss (2013)
Fewest Opponent.....	54, Samford (1969)
Time of Possession.....	45:33, Stephen F. Austin (1999)

Total Offense (Season)

Yards.....	6,314 (2009)
Fewest Opponent.....	1,732 (1969)

First Downs (Game)

First Downs.....	36, Alcorn State (2008)
Opponent.....	35, Oklahoma State (2008)
.....	35, Tennessee (2012)
Fewest Allowed.....	3, several times
Rushing.....	22, Alabama State, 1994
Opponent.....	24, Georgia Southern, 2014
Passing.....	25, Louisiana-Lafayette (2012)
Opponent.....	23, Tennessee (2012)
Penalty.....	7, several times

First Downs (Season)

First Downs.....	312, 2009
Fewest Allowed.....	105, 1969
Rushing.....	156, 1987
Fewest Opponent.....	34, 1984
Passing.....	191, 2009
Fewest Opponent.....	29, 1969
Penalty.....	25, 2012

Penalties (Game)

Most Penalties.....	15, four times
Most Yards.....	168, West Alabama, 1961
Fewest Penalties.....	0, Austin Peay, 1972
Fewest Yards.....	0, Austin Peay, 1972

Penalties (Season)

Most Penalties.....	111, 1999
---------------------	-----------

Most Yards.....	986, 1999
Fewest Penalties.....	49, 1990
Fewest Yards.....	396, 1983

Rushing

Most Attempts.....	73, Stephen F. Austin, 1998
Fewest Allowed.....	17, Jacksonville State, 1997
Most Yards.....	479, Southern Utah, 2002
Opponent.....	448, Samford, 1961
Most Lost.....	104, Southeastern Louisiana, 1974
Most Net Yards.....	464, Southern Utah, 2002
Fewest Yards.....	-17, Jacksonville State, 1970
Fewest/Opponent.....	-22, Southeastern Louisiana, 2003
Most Yds/Carry.....	8.8, Southern Utah, 2002
Most TDs.....	6, three times

Passing

Most Attempts.....	75, Louisiana-Lafayette, 2012
Opponent.....	56, Alcorn State, 1993
.....	56, Central Michigan, 2010
Fewest Allowed.....	2, Ouachita Baptist, 1972
Most Completions.....	50, Louisiana-Lafayette, 2012
Opponent.....	36, Alcorn State, 1994
Fewest Allowed.....	0, North Alabama, 1972
Most Yards.....	528, Louisiana-Lafayette, 2012
Opponent.....	530, Tennessee, 2012
Fewest Yards.....	0, Delta State, 1968
.....	Mississippi College, 1964
Opponent.....	0, North Alabama, 1972
Most Touchdowns.....	6, Concord, 1968
.....	6, Louisiana College, 1967
.....	6, Savannah State, 2013
Most Interceptions.....	6, Miss. State, 2002
Completion Pct.....	90.1, UAB, 2013

Punting

Most Punts.....	12, Mississippi College, 1984
Most Yards.....	450, Mississippi College, 1984
Most Blocked.....	4, Southeastern Louisiana, 1978

Punt and Kickoff Returns

Most Punt Returns.....	10, Austin Peay, 1970
Most Yards.....	221, West Alabama, 1979
Most Touchdowns.....	3, West Alabama, 1979

Most KO Returns.....	11, Samford, 1961
Most Yards.....	322, North Alabama, 1975
Most Touchdowns.....	1, 21 times

Interceptions

Most.....	6, Tennessee Tech, 1978
.....	6, Central Florida, 1989
.....	6, Alcorn State, 2008
Most Yards.....	140, Tennessee Tech, 1978
Most TDs.....	2, South Florida, 1999

Fumbles

Most Overall.....	9, Southern Miss, 1977
.....	9, Mississippi College, 1983
Most Lost.....	6, three times



Troy racked up a school-record 736 yards against Alcorn State in 2008

200-YARD RUSHING GAMES

Date	Opp.	Att	TD	Yds
DeWhitt Betterson (1 Game)				
11.15.03	Utah State	46	2	230
Eddie Brundidge (2 Games)				
11.15.86	Jacksonville State	41	4	226
11.29.86	Virginia Union	32	1	244
Kenny Cattouse (1 Game)				
10.6.07	FIU	14	1	208
DuJuan Harris (1 Game)				
11.22.08	UL Lafayette	28	2	234
Shawn Southward (1 Game)				
9.1.12	UAB	28	2	204
Career 200-Yard Rushing Games				
1.	Eddie Brundidge			2
2.	DeWhitt Betterson			1
	Kenny Cattouse			1
	DuJuan Harris			1
	Shawn Southward			1

100-YARD RUSHING GAMES

Date	Opp.	Att	TD	Yds
Deon Anthony (1 Game)				
10.20.12	FIU	19	2	115
Richard Bassett (2 Games)				
9.28.74	Nicholls State	15	1	117
10.26.74	North Alabama	17	0	107
DeWhitt Betterson (13 Games)				
9.14.02	Southern Utah	7	0	120
10.5.02	Mississippi State	8	3	131
11.16.02	Utah State	13	0	107
9.27.03	Marshall	17	1	119
10.18.03	FIU	34	2	157
11.8.03	Middle Tennessee	33	2	179
9.18.04	New Mexico State	23	1	137
10.2.04	Utah State	28	2	161
10.16.04	Arkansas State	26	0	124
10.30.04	Idaho	16	2	184
11.13.04	UL Lafayette	27	0	122
11.20.04	Middle Tennessee	22	0	123
12.30.04	Northern Illinois	25	0	150
LeBarron Black (5 Games)				
10.20.99	Nicholls State	12	0	115
11.6.99	Stephen F. Austin	18	2	120
10.7.00	Northwestern State	21	1	140
9.7.02	UAB	26	2	105
9.14.02	Southern Utah	16	2	100
Doug Brown (1 Game)				
10.20.99	Nicholls State	12	0	115
Brandon Burks (9 Games)				
10.5.13	South Alabama	17	100	0
10.12.13	Georgia State	23	113	0
11.7.13	UL Lafayette	15	16	0
10.11.14	New Mexico State	10	176	0
11.8.14	Georgia State	13	118	1
9.5.15	NC State	14	124	1
10.24.15	New Mexico State	10	133	1
11.7.15	ULM	19	107	0
12.5.15	UL Lafayette	25	118	0

Eddie Brundidge (2 Games)				
10.18.86	Mississippi College	14	0	122
11.8.86	Tennessee-Martin	18	3	112
Thad Buttone (1 Game)				
11.21.98	Jacksonville State	13	1	113
Demontray Carter (5 Games)				
9.9.00	Appalachian State	10	1	102
9.20.00	South Florida	16	1	114
11.18.00	Jacksonville State	22	0	154
10.20.01	Cal State-Northridge	17	2	164
12.1.01	North Texas	23	1	149
Kenny Cattouse (5 Games)				
10.4.05	North Texas	20	0	109
11.4.06	UL Lafayette	24	2	172
11.18.06	Arkansas State	19	2	107
9.21.07	UL Lafayette	19	3	145
11.10.07	Western Kentucky	19	1	112
Casey Christensen (1 Game)				
11.12.83	Jacksonville State	16	0	100
Jordan Chunn (1 Game)				
11.15.14	Idaho	28	189	1
Gerald Collins (1 Game)				
11.6.76	Mississippi College	12	0	101
Eddie Coleman (8 Games)				
11.10.90	Nicholls State	10	1	162
8.31.91	Central Florida	24	0	125
10.12.91	Southern Illinois	19	1	133
11.16.91	Georgia Southern	16	1	111
9.5.92	Southern Illinois	10	0	139
9.19.92	Central Florida	7	1	102
9.26.92	Alabama State	20	1	145
11.17.92	Samford	30	1	138
Ronald Roca Daniels (6 Games)				
9.5.76	Nicholls State	19	0	100
10.2.76	West Alabama	20	0	116
10.9.76	Southeastern Louisiana	17	1	106
11.13.76	Jacksonville State	25	1	110
9.24.77	Nicholls State	22	1	125
11.5.77	Mississippi College	18	1	115
Titus Dixon (1 Game)				
12.12.87	Portland State	4	1	111
Marrio Fraser (1 Game)				
9.14.02	Southern Utah	17	1	124
Bob Godsey (1 Game)				
10.28.89	Tennessee-Martin	16	0	122
Boyd Grant (3 Games)				
10.14.78	Delta State	22	0	119
11.4.78	Mississippi College	22	2	170
11.11.78	Jacksonville State	25	3	120
Maurice Greer (1 Game)				
9.13.08	Alcorn State	9	1	113
Arrid Gregory (8 Games)				
9.10.94	UConn	9	2	101
11.11.95	Central Florida	13	3	125
10.12.96	McNeese State	20	0	125
10.19.96	Texas State	18	0	103
11.9.96	Northwestern State	17	1	109
11.16.96	Sam Houston State	19	1	169
11.21.96	Samford	13	1	168
11.30.96	Florida A&M	25	2	166

DuJuan Harris (5 Games)				
8.28.08	Middle Tennessee	19	2	148
11.1.08	ULM	20	1	143
11.8.08	Western Kentucky	23	0	101
1.6.10	Central Michigan	14	0	112
12.18.10	Ohio	14	1	105
Omar Haugabook (4 Games)				
12.2.06	FIU	14	0	111
10.27.07	Arkansas State	18	2	102
11.20.07	Middle Tennessee	16	2	107
12.1.07	Florida Atlantic	23	0	106
Jimmie Haywood (1 Game)				
9.24.83	Georgia Southern	14	0	145
Ted Horstead (8 Games)				
10.17.84	North Alabama	27	0	166
10.26.84	Delta State	15	1	116
11.10.84	Jacksonville State	26	3	103
11.24.84	Central State	25	0	102
12.8.84	North Dakota State	23	0	113
11.9.85	Tennessee-Martin	20	0	106
11.16.85	Jacksonville State	22	0	120
9.13.86	Nicholls State	22	0	158
Joe Jackson (8 Games)				
10.22.94	Central Florida	10	0	121
10.21.95	Jacksonville State	12	2	103
9.7.96	Eastern Kentucky	20	3	129
9.21.96	Nicholls State	17	0	114
11.16.96	Sam Houston State	22	2	189
9.6.97	Eastern Kentucky	24	0	109
10.11.97	Sam Houston State	22	1	148
11.15.97	McNeese State	26	0	112
Tony Jackson (3 Games)				
9.12.87	Nicholls State	21	1	104
10.17.87	Mississippi College	12	1	117
10.24.87	Delta State	20	0	123
Barney Jones (1 Game)				
9.7.74	Northwestern State	17	1	125
Phillip Jones (7 Games)				
10.25.97	Samford	22	2	109
11.20.97	Jacksonville State	27	4	145
10.31.98	Northwestern State	15	1	118
11.28.98	Florida A&M	15	1	102
9.11.99	Cincinnati	19	0	102
10.23.99	Sam Houston State	8	1	124
11.6.99	Stephen F. Austin	28	1	183
Steven Kelley (3 Games)				
8.30.97	Alcorn State	18	1	115
9.6.97	Eastern Kentucky	24	3	119
9.16.97	Nicholls State	25	2	108
Randall Lovejoy (3 Games)				
11.20.93	Samford	13	0	114
10.22.94	Central Florida	17	0	130
11.5.94	Cincinnati	16	0	114
Larry Mason (3 Games)				
9.26.81	Nicholls State	14	0	129
10.10.81	Southeastern Louisiana	17	0	106
9.18.82	Valdosta State	25	2	105
David McCombs (3 Games)				
10.26.91	North Alabama	9	3	136
11.2.91	Samford	11	0	124
10.3.92	Valdosta State	15	2	102

Fred Mixon (1 Game)				
9.19.81	Albany State	9	1	103
Derrick Moore (3 Games)				
9.9.89	West Alabama	7	2	106
10.13.90	Delta State	21	1	116
Mareno Philyaw (1 Game)				
10.11.97	Sam Houston State	21	1	112
Bill Ragle (1 Game)				
10.24.70	North Alabama	18	1	101
Jerry Reeves (1 Game)				
9.26.64	West Alabama	n/a	0	182
Jermaine Richardson (1 Game)				
9.20.03	Southeastern Louisiana	11	0	113
Jeremy Rowell (1 Game)				
11.5.94	Cincinnati	13	1	117
Larry Russell (1 Game)				
10.11.75	Southeastern Louisiana	14	2	103
Terrell Smith (1 Game)				
8.31.96	Alcorn State	13	2	108
Shawn Southward (5 Games)				
11.7.09	Western Kentucky	19	4	140
12.28.09	UL Lafayette	15	2	154
9.15.12	Mississippi State	20	2	137
11.3.12	Tennessee	16	2	101
11.24.12	Middle Tennessee	16	0	116
Brad Stevens (1 Game)				
10.19.91	Western Kentucky	18	1	105
Tank Summers (1 Game)				
11.10.79	Jacksonville State	13	0	118
Freddie Taylor (2 Games)				
10.22.88	North Alabama	7	0	121
10.14.89	Delta State	8	1	103
Wayne Thomas (5 Games)				
10.22.98	Texas State	22	0	103
10.31.98	Northwestern State	14	1	101
11.7.98	Nicholls State	14	0	136
11.28.98	Florida A&M	11	0	100
10.2.99	Middle Tennessee	19	1	110
Dwayne Thompson (1 Game)				
10.30.82	Tennessee-Martin	11	2	198
Willie Tullis (1 Game)				
10.18.80	Delta State	6	1	102
Mike Turk (4 Games)				
11.9.85	Tennessee-Martin	15	0	116
10.4.86	West Alabama	10	2	130
11.14.87	Jacksonville State	16	0	101
12.12.87	Portland State	25	2	190
Sullivan Walker (5 Games)				
11.8.75	Tennessee-Martin	11	2	140
9.18.76	Alcorn State	18	0	114
10.2.76	West Alabama	19	1	129
11.6.76	Mississippi College	12	0	132
10.29.77	Northern Michigan	15	4	198
Derrick Washington (2 Games)				
9.17.94	UL Lafayette	12	0	149
11.12.94	Alcorn State	15	0	136

Joel Whinghter (2 Games)				
9.24.05	South Carolina	14	0	102
10.15.05	ULM	18	0	135
Ted Yarbrough (7 Games)				
11.13.93	Alcorn State	12	2	109
11.20.93	Samford	15	0	106
9.9.95	Northwestern State	21	1	152
9.16.95	Nicholls State	29	0	112
11.11.95	Central Florida	23	0	115
11.16.95	Samford	16	1	107
11.25.95	Georgia Southern	24	2	152
Career 100-Yard Rushing Games				
1.	DeWhitt Beterson			14
2.	Brandon Burks			9
3.	Eddie Coleman			8
	Ted Horstead			8
	Joe Jackson			8
	Arrid Gregory			8
7.	Phillip Jones			7
	Ted Yarbrough			7
9.	Shawn Southward			6
	Kenny Cattouse			6
	DuJuan Harris			6
400-YARD PASSING GAMES				
Date	Opp.	C-A	TD	Yds
Levi Brown (3 Games)				
9.19.09	UAB	24-32	2	413
10.24.09	North Texas	27-44	1	469
11.21.09	Florida Atlantic	27-36	3	477
Sim Byrd (1 Game)				
9.14.68	Samford	N/A	2	454
Corey Robinson (3 Games)				
9.18.10	UAB	26-44	2	404
9.8.12	UL Lafayette	46-70	2	485
11.17.12	Arkansas State	26-35	1	417
Career 400-Yard Passing Games				
1.	Corey Robinson			3
	Levi Brown			3
3.	Sim Byrd			1
300-YARD PASSING GAMES				
Date	Opp.	C-A	TD	Yds
Levi Brown (7 Games)				
10.25.08	North Texas	40-50	2	391
11.15.08	LSU	34-72	2	316
9.26.09	Arkansas State	33-46	2	355
10.17.09	FIU	28-37	3	391
10.31.09	ULM	28-41	4	378
11.14.09	Arkansas	29-50	1	321
1.6.10	Central Michigan	31-56	1	386
Jamie Hampton (1 Game)				
9.13.08	Alcorn State	26-37	4	323
Omar Haugabook (3 Games)				
11.11.06	Florida Atlantic	20-29	3	325
9.14.07	Oklahoma State	33-48	1	371
11.3.07	Georgia	29-45	2	310
Al Head (3 Games)				
10.3.70	Southeastern Louisiana	25-30	2	336
10.24.70	North Alabama	21-39	3	375
11.7.70	Tennessee-Martin	25-31	1	310

Brock Nutter (3 Games)				
10.2.99	Middle Tennessee	20-29	3	390
9.9.00	Appalachian State	16-26	2	332
10.20.01	Cal State-Northridge	22-37	3	339
Corey Robinson (21 Games)				
9.25.10	Arkansas State	18-38	1	316
11.6.10	North Texas	26-39	3	347
11.27.10	Western Kentucky	26-39	2	304
12.4.10	Florida Atlantic	25-34	3	324
12.18.10	Ohio	32-42	4	387
9.17.11	Arkansas	36-63	3	373
9.24.11	Middle Tennessee	24-38	3	348
10.1.11	UAB	30-49	0	349
10.8.11	UL Lafayette	38-53	2	322
11.19.11	Florida Atlantic	32-48	3	396
11.26.11	Western Kentucky	18-33	2	303
12.3.11	Arkansas State	32-52	2	311
9.15.12	Mississippi State	32-45	0	343
10.3.12	Tennessee	30-46	1	393
10.10.12	Navy	25-28	1	322
8.31.13	UAB	30-32	1	319
9.12.13	Arkansas State	30-51	2	371
9.28.13	Duke	35-45	2	354
10.12.13	Georgia State	21-37	1	306
10.26.13	Western Kentucky	20-32	1	306
10.31.13	ULM	31-52	2	362
Jeremy Rowell (2 Games)				
10.1.94	Northwestern State	22-40	2	317
10.29.94	Western Kentucky	21-33	3	315
Brandon Silvers (2 Games)				
11.7.15	ULM	22-33	4	326
12.5.15	UL Lafayette	22-28	4	320
Kelvin Simmons (3 Games)				
11.6.93	Western Kentucky	18-32	2	307
11.13.93	Alcorn State	28-38	5	317
12.4.93	McNeese State	22-32	3	372
Willie Tullis (1 Game)				
11.15.80	Jacksonville State	19-34	1	329
Career 300-Yard Passing Games				
1.	Corey Robinson			24
2.	Levi Brown			10
3.	Kelvin Simmons			3
	Omar Haugabook			3
	Brock Nutter			3
	Al Head			3
7.	Brandon Silvers			2
	Jeremy Rowell			2
9.	Willie Tullis			1
	Sim Byrd			1
	Jamie Hampton			1
200-YARD RECEIVING GAMES				
Date	Opp.	Rec	Yds	TD
Rufus Cox (1 Game)				
11.24.84	Central State	8	212	1
Danny Grant (1 Game)				
11.2.68	McNeese State	n/a	225	5
Jerrel Jernigan (2 Games)				
10.31.09	ULM	15	203	1
9.25.10	Arkansas State	10	209	1
Doug Taylor (1 Game)				
10.3.70	Southeastern Louisiana	13	204	0

Career 200-Yard Receiving Games

1.	Jerrel Jernigan	2
2.	Rufus Cox	1
	Danny Grant	1
	Doug Taylor	1

100-YARD RECEIVING GAMES

Date	Opp.	Rec	Yds	TD
Josh Allen (1 Game)				
9/21/07	UL Lafayette	7	128	0
Gary Banks (1 Game)				
9.16.06	Georgia Tech	8	104	1
Daniel Brady (1 Game)				
9.17.94	UL Lafayette	6	112	0
Demontray Carter (1 Game)				
9.9.00	Appalachian State	4	123	2
Jonathan Carter (3 Games)				
9.16.00	Alabama State	7	111	0
11.18.00	Jacksonville State	3	101	1
11.25.00	Appalachian State	4	105	1
William Covington (1 Game)				
9.28.81	Alabama State	6	106	2
John Cowart (1 Game)				
9.13.69	Samford	4	104	0
Andrew Davis (1 Game)				
11.8.08	Western Kentucky	5	101	1
Chris Day (1 Game)				
11.3.01	Maryland	7	102	0
Billy Dixon (3 Games)				
9.3.77	Southern Miss	3	115	2
9.17.77	UNLV	3	131	2
10.15.77	Delta State	4	105	
Titus Dixon (1 Game)				
11.7.87	Tennessee-Martin	4	154	1
Kenny Edenfield (2 Games)				
12.6.86	South Dakota	4	108	1
10.22.88	North Alabama	5	106	2
Tebiarus Gill (1 Game)				
9.3.09	Bowling Green	8	102	0
Danny Grant (1 Game)				
10.11.69	Delta State	5	125	3
Vince Green (4 Games)				
10.11.69	Delta State	4	117	1
10.10.70	Delta State	6	102	1
10.24.70	North Alabama	13	193	1
11.7.70	Tennessee-Martin	9	157	1
Perry Griggs (2 Games)				
10.26.74	North Alabama	8	196	3
9.20.75	Alabama State	6	105	0
Jeff Hammond (1 Game)				
10.3.96	Alabama State	3	126	1
Smokey Hampton (2 Games)				
11.5.05	Florida Atlantic	6	125	1
11.25.06	Middle Tennessee	7	104	1

Greg Harris (4 Games)

10.11.86	Valdosta State	3	139	2
11.15.86	Jacksonville State	9	143	0
12.6.86	South Dakota	5	111	1
10.10.87	Valdosta State	7	105	1

Bryan Holmes (3 Games)

9.12.13	Arkansas State	6	117	1
11.29.13	Texas State	3	128	1
11.15.14	Idaho	6	111	2

Jerrel Jernigan (6 Games)

11.3.07	Georgia	11	102	2
10.18.08	FIU	5	131	1
10.25.08	North Texas	9	123	1
11.21.09	Florida Atlantic	6	147	0
11.28.09	UL Lafayette	5	142	2
1.6.10	Central Michigan	9	154	0

Lee Hollingsworth (1 Game)

10.26.84	Delta State	4	116	2
----------	-------------	---	-----	---

Robert Kilow (4 Games)

9.25.93	Alabama State	6	125	2
11.27.93	Stephen F. Austin	4	110	1
12.4.93	McNeese State	6	117	0
10.29.94	Western Kentucky	9	146	1

Kelvin Murdock (8 Games)

9.22.79	Nicholls State	3	105	0
10.20.79	North Texas	6	111	0
11.3.79	Mississippi College	9	107	0
9.20.80	Tennessee-Martin	3	114	1
10.25.80	North Alabama	7	164	1
11.15.80	Jacksonville State	7	172	1
10.3.81	Mississippi College	5	126	1
10.31.81	Tennessee Tech	9	131	0

Orlando Parker (3 Games)

11.6.93	Western Kentucky	5	120	2
11.13.93	Alcorn State	8	119	3
12.4.93	McNeese State	7	168	2

Jim Perkins (1 Game)

9.19.70	Austin Peay	5	118	2
---------	-------------	---	-----	---

Mareno Philyaw (2 Games)

11.14.98	Nicholls State	4	164	1
10.16.99	Texas State	6	107	1

Julius Pittman (2 Games)

9.1.90	West Alabama	2	104	0
10.13.90	Delta State	3	106	1

Chip Reeves (5 Games)

8.31.12	UAB	6	125	1
9.22.12	North Texas	7	120	1
10.11.12	Western Kentucky	3	110	1
11.3.12	Tennessee	5	144	1
11.17.12	Arkansas State	6	142	1

Teddy Ruben (3 Games)

10.17.15	Idaho	8	109	1
10.25.15	New Mexico State	3	109	2
12.5.15	UL Lafayette	8	131	2

Toris Rutledge (1 Game)

9.9.06	Florida State	8	105	1
--------	---------------	---	-----	---

Jason Samples (3 Games)

9.21.02	Iowa State	10	128	0
9.28.02	Missouri	10	135	1
9.20.03	Southeastern Louisiana	8	113	2

Virgil Seay (1 Game)

9.30.78	West Alabama	5	129	1
---------	--------------	---	-----	---

Heywood Skipper (5 Games)

10.7.00	Northwestern State	6	105	0
9.8.01	Middle Tennessee	10	133	2
10.20.01	Cal State-Northridge	6	165	2
11.10.01	ULM	7	169	2
11.17.01	Jacksonville State	6	155	0

Carl Smith (3 Games)

10.15.83	Delta State	7	156	1
11.5.83	West Alabama	6	104	2
11.12.83	Jacksonville State	3	126	1

Charles Smoke (1 Game)

10.29.77	Northern Michigan	6	105	0
----------	-------------------	---	-----	---

Bryant Stewart (1 Game)

9.20.03	Southeastern Louisiana	3	114	1
---------	------------------------	---	-----	---

Mykeal Terry (2 Games)

11.11.06	Florida Atlantic	5	153	2
11.18.06	Arkansas State	6	140	1

Eric Thomas (6 Games)

9.24.11	Middle Tennessee	4	108	1
11.29.12	Florida Atlantic	6	128	2
11.3.12	Tennessee	6	147	2
9.12.13	Arkansas State	6	125	1
10.5.13	South Alabama	5	129	2
10.12.13	Georgia State	6	113	1

Adarryll Ward (1 Game)

11.26.94	James Madison	8	122	0
----------	---------------	---	-----	---

Chris Williams (1 Game)

10.12.13	Georgia State	4	152	1
----------	---------------	---	-----	---

Chandler Worthy (2 Games)

9.8.12	UL Lafayette	9	154	0
11.16.13	Ole Miss	7	133	0

Career 100-Yard Receiving Games

1.	Kelvin Murdock	8
	Jerrel Jernigan	8
3.	Eric Thomas	6
4.	Chip Reeves	5
	Heywood Skipper	5
6.	Vince Green	4
	Greg Harris	4
	Robert Kilow	4
9.	Teddy Ruben	3
	Bryan Holmes	3
	Jonathan Carter	3
	Billy Dixon	3
	Orlando Parker	3
	Jason Samples	3
	Carl Smith	3

300+ YARD PASSING GAMES

485	Corey Robinson	UL Lafayette	9/8/12
477	Levi Brown	Florida Atlantic	11/21/09
469	Levi Brown	North Texas	10/24/09
454	Sim Bird	Samford	9/14/68
417	Corey Robinson	Arkansas State	11/17/12
413	Levi Brown	UAB	9/19/09
404	Corey Robinson	UAB	9/18/09
396	Corey Robinson	Florida Atlantic	11/19/11
393	Corey Robinson	Tennessee	11/3/12
391	Levi Brown	FIU	10/17/08
391	Levi Brown	North Texas	10/25/08
390	Brock Nutter	Middle Tennessee	10/2/99
387	Corey Robinson	Ohio	12/18/10
386	Levi Brown	Central Michigan	1/6/10
378	Levi Brown	ULM	10/31/09
375	Al Head	North Alabama	10/24/70
373	Corey Robinson	Arkansas	9/17/11
372	Kevin Simmons	McNeese State	12/4/93
371	Corey Robinson	Arkansas State	9/12/13
371	Omar Haugabook	Oklahoma State	9/14/07
362	Corey Robinson	ULM	10/31/13
355	Levi Brown	Arkansas State	9/26/09
354	Corey Robinson	Duke	9/28/13
350	Corey Robinson	Georgia State	10/12/13
349	Corey Robinson	UAB	10/1/11
348	Corey Robinson	Middle Tennessee	9/24/11
347	Corey Robinson	North Texas	11/6/10
343	Corey Robinson	Mississippi State	9/15/12
339	Brock Nutter	Cal-State Northridge	10/20/01
336	Al Head	Southeastern Louisiana	10/3/70
332	Brock Nutter	Appalachian State	9/9/00
329	Willie Tullis	Jacksonville State	11/15/80
326	Brandon Silvers	ULM	11/7/15
325	Omar Haugabook	Florida Atlantic	11/11/06
324	Corey Robinson	Florida Atlantic	12/4/10
323	Jamie Hampton	Alabama State	9/13/08
322	Corey Robinson	Navy	11/10/12
322	Corey Robinson	UL Lafayette	10/8/11
321	Levi Brown	Arkansas	11/14/09
320	Brandon Silvers	UL Lafayette	12/5/15
319	Corey Robinson	UAB	8/31/13
317	Jeremy Rowell	Northwestern State	10/1/94
317	Kelvin Simmons	Alcorn State	11/13/93
316	Corey Robinson	Arkansas State	9/25/10
316	Levi Brown	LSU	11/15/08
315	Jeremy Rowell	Western Kentucky	10/29/94
311	Corey Robinson	Arkansas State	12/3/11
310	Al Head	Tennessee-Martin	11/7/70
307	Kelvin Simmons	Western Kentucky	11/6/93
306	Corey Robinson	Western Kentucky	10/26/13
304	Corey Robinson	Western Kentucky	11/27/10
303	Corey Robinson	Western Kentucky	11/26/11

100+ YARD RUSHING GAMES

244	Eddie Brundidge	Virginia Union	11/29/86
234	DuJuan Harris	UL Lafayette	11/22/08
230	DeWhitt Betterson	Utah State	11/15/03
226	Eddie Brundidge	Jacksonville State	11/29/86
208	Kenny Cattouse	FIU	10/6/07
204	Shawn Southward	UAB	9/1/12
198	Sullivan Walker	Northern Michigan	10/29/77
198	Dwayne Thompson	Tennessee-Martin	10/30/82
190	Mike Turk	Portland State	12/12/87
189	Jordan Chunn	Idaho	11/15/14
189	Joe Jackson	Sam Houston State	11/16/96
184	DeWhitt Betterson	Idaho	10/30/04
183	Phillip Jones	Stephen F. Austin	11/6/99
182	Jeremy Reeves	West Alabama	9/26/64
179	DeWhitt Betterson	Middle Tennessee	10/18/03
176	Brandon Burks	New Mexico State	10/11/14
172	Kenny Cattouse	UL Lafayette	11/4/06
170	Boyd Grant	Mississippi College	11/4/78
169	Arrid Gregory	Sam Houston State	11/16/96
168	Arrid Gregory	Samford	11/21/96
166	Arrid Gregory	Florida A&M	11/30/96
166	Ted Horstead	North Alabama	10/17/84
164	Demontray Carter	Cal-State Northridge	10/20/01
162	Eddie Coleman	Nicholls State	11/10/90
161	DeWhitt Betterson	Utah State	10/2/04
158	Ted Horstead	Nicholls State	9/13/86
157	DeWhitt Betterson	FIU	10/18/03
154	Demontray Carter	Jacksonville State	9/20/00
154	Shawn Southward	UL Lafayette	12/28/09

152	Ted Yarbrough	Northwestern State	9/9/95
152	Ted Yarbrough	Georgia Southern	11/25/95
150	DeWhitt Betterson	Northern Illinois	12/30/04
149	Demontray Carter	North Texas	12/1/01
149	Derrick Washington	UL Lafayette	9/17/94
148	DuJuan Harris	Middle Tennessee	8/28/08
148	Joe Jackson	Sam Houston State	10/11/97
145	Kenny Cattouse	UL Lafayette	9/21/07
145	Eddie Coleman	Alcorn State	9/26/92
145	Jimmy Haywood	Georgia Southern	9/24/83
145	Phillip Jones	Jacksonville State	11/20/97
143	DuJuan Harris	ULM	11/1/08
140	LeBarron Black	Northwestern State	10/20/99
140	Shawn Southward	Western Kentucky	11/7/09
140	Sullivan Walker	Tennessee-Martin	11/8/75
139	Eddie Coleman	Southern Illinois	9/5/92
138	Eddie Coleman	Samford	11/17/92
137	Shawn Southward	Mississippi State	9/15/12
137	DeWhitt Betterson	New Mexico State	9/18/04
136	David McCombs	North Alabama	10/26/91
136	Wayne Thomas	Nicholls State	11/7/98
136	Derrick Washington	Alcorn State	11/12/94
135	Joel Whinghter	ULM	10/15/05
133	Brandon Burks	New Mexico State	10/24/15
133	Eddie Coleman	Southern Illinois	10/12/91
132	Sullivan Walker	Mississippi College	11/6/76
131	DeWhitt Betterson	Mississippi State	10/5/02
130	Randall Lovejoy	Central Florida	10/22/94
130	Mike Turk	West Alabama	10/4/86
129	Joe Jackson	Eastern Kentucky	9/7/96
129	Larry Mason	Nicholls State	9/26/81
129	Sullivan Walker	West Alabama	10/2/76
126	Brandon Burks	UL Lafayette	11/7/13
125	Eddie Coleman	Central Florida	8/31/91
125	Ronald Roca Daniels	Nicholls State	9/24/77
125	Arrid Gregory	Central Florida	11/11/95
125	Arrid Gregory	McNeese State	10/12/96
125	Barney Jones	Northwestern State	9/7/74
124	Brandon Burks	NC State	9/5/15
124	DeWhitt Betterson	Arkansas State	10/16/04
124	Marrio Fraser	Southern Utah	9/14/02
124	Phillip Jones	Sam Houston State	10/23/99
124	David McCombs	Samford	11/2/91
123	DeWhitt Betterson	Middle Tennessee	11/20/04
123	Tony Jackson	Delta State	10/24/87
122	DeWhitt Betterson	UL Lafayette	11/13/04
122	Eddie Brundidge	Mississippi College	10/18/86
122	Bob Godsey	Tennessee-Martin	10/28/89
121	Thad Buttone	Jacksonville State	11/21/98
121	Joe Jackson	Central Florida	10/2/94
121	Freddie Taylor	North Alabama	10/22/88
120	DeWhitt Betterson	Southern Utah	9/14/02
120	Boyd Grant	Jacksonville State	11/11/78
120	LeBarron Black	Stephen F. Austin	11/6/99
120	Ted Horstead	Jacksonville State	11/16/85
119	DeWhitt Betterson	Marshall	9/27/03
119	Boyd Grant	Delta State	10/14/78
119	Steven Kelley	Eastern Kentucky	9/6/97
118	Brandon Burks	UL Lafayette	12/5/15
118	Brandon Burks	Georgia State	11/8/14
118	Phillip Jones	Northwestern State	10/31/98
118	Tank Summers	Jacksonville State	11/10/79
117	Richard Bassett	Nicholls State	9/28/74
117	Tony Jackson	Mississippi College	10/17/87
117	Jeremy Rowell	Cincinnati	11/5/94
116	Shawn Southward	Middle Tennessee	11/24/12
116	Ronald Roca Daniels	West Alabama	10/2/76
116	Ted Horstead	Delta State	10/26/84
116	Derrick Moore	Delta State	10/13/90
116	Mike Turk	Tennessee-Martin	11/9/85
115	LeBarron Black	Nicholls State	10/20/99
115	Doug Brown	Nicholls State	10/20/99
115	Ronald Roca Daniels	Mississippi College	11/5/77
115	Steven Kelley	Alcorn State	8/30/97
115	Ted Yarbrough	Central Florida	11/11/95
115	Deon Anthony	FIU	10/20/12
114	Demontray Carter	South Florida	9/20/00
114	Joe Jackson	Nicholls State	9/21/96
114	Randall Lovejoy	Samford	11/20/93
114	Randall Lovejoy	Cincinnati	11/5/94
114	Sullivan Walker	Alcorn State	9/18/76
113	Brandon Burks	Georgia State	10/12/13
113	Maurice Greer	Alcorn State	9/13/08
113	Ted Horstead	North Dakota State	12/8/84

113	Jermaine Richardson	Southeastern Louisiana	9/20/03	154	Jerrel Jernigan	Central Michigan	1/6/10
112	Eddie Brundidge	Tennessee-Martin	11/8/86	153	Mykeal Terry	Florida Atlantic	11/11/06
112	Kenny Cattouse	Western Kentucky	11/10/07	152	Chris Williams	Georgia State	10/12/13
112	DuJuan Harris	Central Michigan	1/6/10	147	Eric Thomas	Tennessee	11/3/12
112	Joe Jackson	McNeese State	11/1/97	147	Jerrel Jernigan	Florida Atlantic	11/21/09
112	Mareno Philyaw	Sam Houston State	10/11/97	146	Robert Kilow	Western Kentucky	10/29/94
112	Ted Yarbrough	Nicholls State	9/16/95	144	Chip Reeves	Tennessee	11/3/12
111	Eddie Coleman	Georgia Southern	11/16/91	143	Greg Harris	Jacksonville State	11/15/86
111	Titus Dixon	Portland State	12/12/87	142	Chip Reeves	Arkansas State	11/17/12
111	Omar Haugabook	FIU	12/2/06	142	Jerrel Jernigan	UL Lafayette	11/28/09
110	Ronald Roca Daniels	Jacksonville State	11/13/76	140	Mykeal Terry	Arkansas State	11/18/06
110	Wayne Thomas	Middle Tennessee	10/2/99	139	Greg Harris	Valdosta State	10/11/86
109	Kenny Cattouse	North Texas	10/4/05	135	Jason Samples	Missouri	9/28/02
109	Arrid Gregory	Northwestern State	11/9/96	133	Chandler Worthy	Ole Miss	11/16/13
109	Joe Jackson	Eastern Kentucky	9/6/97	133	Heywood Skipper	Middle Tennessee	9/8/01
109	Phillip Jones	Samford	10/25/97	131	Teddy Ruben	UL Lafayette	12/5/15
109	Ted Yarbrough	Alcorn State	11/13/93	131	Billy Dixon	UNLV	9/17/77
108	Steven Kelley	Nicholls State	9/16/97	131	Jerrel Jernigan	FIU	10/18/08
108	Terrell Smith	Alcorn State	8/31/96	131	Kelvin Murdock	Tennessee Tech	10/31/81
107	Brandon Burks	ULM	11/7/15	129	Eric Thomas	South Alabama	10/5/13
107	Richard Bassett	North Alabama	10/26/74	129	Virgil Seay	West Alabama	9/30/78
107	DeWhitt Betterson	Utah State	11/16/02	128	Bryan Holmes	Texas State	11/29/13
107	Kenny Cattouse	Arkansas State	11/18/06	128	Josh Allen	UL Lafayette	9/21/07
107	Omar Haugabook	Middle Tennessee	11/20/07	128	Jason Samples	Iowa State	9/21/02
107	Ted Yarbrough	Samford	11/16/95	128	Eric Thomas	Florida Atlantic	11/19/11
106	Ronald Roca Daniels	Southeastern Louisiana	10/9/76	126	Jeff Hammond	Alabama State	10/3/96
106	Omar Haugabook	Florida Atlantic	12/1/07	126	Kelvin Murdock	Mississippi College	10/3/81
106	Ted Horstead	Tennessee-Martin	11/9/85	126	Carl Smith	Jacksonville State	11/12/83
106	Larry Mason	Southeastern Louisiana	10/10/81	125	Eric Thomas	Arkansas State	9/12/13
106	Derrick Moore	West Alabama	9/9/89	125	Chip Reeves	UAB	9/1/12
106	Ted Yarbrough	Samford	11/20/93	125	Danny Grant	Delta State	10/11/69
105	LeBarron Black	UAB	9/7/02	125	Smokey Hampton	Florida Atlantic	11/5/05
105	DuJuan Harris	Ohio	12/18/10	125	Robert Kilow	Alcorn State	9/25/93
105	Larry Mason	Valdosta State	10/3/92	123	Demotray Carter	Appalachian State	9/9/00
105	Brad Stevens	Western Kentucky	10/19/91	123	Jerrel Jernigan	North Texas	10/25/08
104	Tony Jackson	Nicholls State	9/12/87	122	Adarryll Ward	James Madison	11/26/94
103	Arrid Gregory	Texas State	10/19/96	120	Chip Reeves	North Texas	9/22/12
103	Ted Horstead	Jacksonville State	11/10/84	120	Orlando Parker	Western Kentucky	11/6/93
103	Joe Jackson	Jacksonville State	10/21/95	119	Orlando Parker	Alcorn State	11/13/93
103	Fred Mixon	Albany State	9/19/81	118	Jim Perkins	Austin Peay	9/19/70
103	Larry Russell	Southeastern Louisiana	10/11/75	117	Bryan Holmes	Arkansas State	9/12/13
103	Freddie Taylor	Delta State	10/14/89	117	Vince Green	Delta State	10/11/69
103	Wayne Thomas	Texas State	10/22/98	117	Robert Kilow	McNeese State	12/4/93
102	Demotray Carter	Appalachian State	9/9/00	116	Lee Hollingsworth	Delta State	10/26/84
102	Eddie Coleman	Central Florida	9/19/92	115	Billy Dixon	Southern Miss	9/3/77
102	Omar Haugabook	Arkansas State	10/27/07	114	Kelvin Murdock	Tennessee-Martin	9/20/80
102	Ted Horstead	Central State	11/24/84	114	Bryant Stewart	Southeastern Louisiana	9/20/03
102	Phillip Jones	Florida A&M	11/28/98	113	Eric Thomas	Georgia State	10/12/13
102	Phillip Jones	Cincinnati	9/11/99	113	Jason Samples	Southeastern Louisiana	9/20/03
102	David McCombs	Valdosta State	10/3/92	112	Daniel Brady	UL Lafayette	9/17/94
102	Willie Tullis	Delta State	10/18/80	111	Bryan Holmes	Idaho	11/15/14
102	Joel Whinghter	South Carolina	9/24/05	111	Jonathan Carter	Alabama State	9/16/00
101	Shawn Southward	Tennessee	11/3/12	111	Greg Harris	South Dakota	12/6/86
101	Gerald Collins	Mississippi College	11/6/76	111	Kelvin Murdock	North Alabama	10/20/79
101	Arrid Gregory	Connecticut	9/10/04	110	Chip Reeves	Western Kentucky	10/11/12
101	DuJuan Harris	Western Kentucky	11/8/08	110	Robert Kilow	Stephen F. Austin	11/27/93
101	Bill Ragle	North Alabama	10/24/70	109	Teddy Ruben	Idaho	10/17/15
101	Wayne Thomas	Northwestern State	10/31/98	109	Teddy Ruben	New Mexico State	10/24/15
101	Mike Turk	Jacksonville State	11/14/87	108	Kenny Edenfield	South Dakota	12/6/86
100	Brandon Burks	South Alabama	10/5/13	108	Eric Thomas	Middle Tennessee	9/24/11
100	LeBarron Black	Southern Utah	9/14/02	107	Kelvin Murdock	Mississippi College	11/3/79
100	Casey Christensen	Jacksonville State	11/12/83	107	Mareno Philyaw	Texas State	10/16/99
100	Ronald Roca Daniels	Nicholls State	9/5/76	106	William Covington	Alcorn State	9/28/81
100	Wayne Thomas	Florida A&M	11/28/98	106	Kenny Edenfield	North Alabama	10/22/88
100+ YARD RECEIVING GAMES				106	Julius Pittman	Delta State	10/13/90
225	Danny Grant	McNeese State	11/2/68	105	Jonathan Carter	Appalachian State	11/25/00
212	Rufus Cox	Central State	11/24/84	105	Billy Dixon	Delta State	10/15/77
209	Jerrel Jernigan	Arkansas State	9/25/10	105	Perry Griggs	Alcorn State	9/20/75
204	Doug Taylor	Southeastern Louisiana	10/3/70	105	Greg Harris	Valdosta State	10/10/87
203	Jerrel Jernigan	ULM	10/31/09	105	Kelvin Murdock	Nicholls State	9/22/79
196	Perry Griggs	North Alabama	10/26/74	105	Toris Rutledge	Florida State	9/9/06
193	Vince Green	North Alabama	10/24/70	105	Heywood Skipper	Northwestern State	10/7/00
172	Kelvin Murdock	Jacksonville State	11/15/80	105	Charles Smoke	Northern Michigan	10/29/77
169	Heywood Skipper	ULM	11/10/01	104	Gary Banks	Georgia Tech	9/16/06
168	Kevin Parker	McNeese State	12/4/93	104	John Cowart	Samford	9/13/69
165	Heywood Skipper	Cal-State Northridge	10/20/01	104	Smokey Hampton	Middle Tennessee	11/25/06
164	Kelvin Murdock	North Alabama	10/25/80	104	Carl Smith	West Alabama	11/5/83
164	Mareno Philyaw	Nicholls State	11/14/98	102	Tebiarus Gill	Bowling Green	9/3/09
157	Vince Green	Tennessee-Martin	11/7/70	102	Vince Green	Delta State	10/10/70
156	Carl Smith	Delta State	10/15/83	102	Jerrel Jernigan	Georgia	11/3/07
155	Heywood Skipper	Jacksonville State	11/17/01	101	Jonathan Carter	Jacksonville State	11/18/00
154	Chandler Worthy	UL Lafayette	9/8/12	101	Andrew Davis	Western Kentucky	11/8/08
154	Titus Dixon	Tennessee-Martin	11/7/87	101	Chris Day	Maryland	11/3/01

SINGLE-GAME LEADERS

Total Offense

Player	Opp.	Year	Yds
1. Sim Byrd	Samford	1968	545
2. Corey Robinson	Louisiana-Lafayette	2012	476
Levi Brown	North Texas	2009	476
4. Omar Haugabook	Oklahoma State	2007	420
5. Corey Robinson	Arkansas	2011	406
6. Levi Brown	North Texas	2008	405
7. Corey Robinson	Arkansas State	2012	404
Corey Robinson	UAB	2010	404
9. Levi Brown	UAB	2009	403
10. Corey Robinson	Tennessee	2012	395

Plays

Player	Opp.	Year	Plays
1. Levi Brown	LSU	2008	74
2. Corey Robinson	Louisiana-Lafayette	2012	72
3. Omar Haugabook	Florida	2007	70
4. Corey Robinson	Arkansas	2011	66
5. Omar Haugabook	Florida	2007	62
6. Omar Haugabook	Oklahoma State	2007	61
7. Omar Haugabook	ULM	2007	59
8. Corey Robinson	Louisiana-Lafayette	2011	58
9. Omar Haugabook	Georgia	2007	57
10. Levi Brown	North Texas	2008	56

Rushing Yards

Player	Opp.	Year	Yds
1. Eddie Brundidge	Valdosta State	1984	244
2. DuJuan Harris	Louisiana-Lafayette	2008	232
3. DeWhitt Betterton	Utah State	2003	230
4. Eddie Brundidge	Jacksonville State	1986	226
5. Kenny Cattouse	FIU	2007	208
6. Shawn Southward	UAB	2012	204
7. Sullivan Walker	Northern Michigan	1977	198
Dwayne Thompson	Tennessee-Martin	1982	198
9. Mike Turk	Portland State	1987	190
10. Jordan Chunn	Idaho	2014	189
Joe Jackson	Sam Houston State	1996	189
LeBarron Black	Florida Atlantic	2002	189

Rushes

Player	Opp.	Year	Tot
1. DeWhitt Betterton	Utah State	2003	46
2. Eddie Brundidge	Jacksonville State	1986	41
LeBarron Black	Florida Atlantic	2002	41
4. DeWhitt Betterton	Middle Tennessee	2003	33
5. Eddie Brundidge	Virginia Union	1986	32
6. Eddie Coleman	Samford	1992	30
7. Ted Yarbrough	Nicholls State	1995	29
8. Jordan Chunn	Idaho	2014	28
Shawn Southward	UAB	2012	28
Phillip Jones	Stephen F. Austin	1999	28
DeWhitt Betterton	Utah State	2004	28
DuJuan Harris	Louisiana-Lafayette	2008	28

Average Per Rush (min 10 carries)

Player	Opp.	Year	Avg
1. Dwayne Thompson	Tennessee-Martin	1982	18.0
2. Brandon Burks	New Mexico State	2014	17.6
3. Eddie Coleman	Nicholls State	1990	16.2
4. Kenny Cattouse	FIU	2007	14.9
5. Eddie Coleman	Southern Illinois	1992	13.9
6. Brandon Burks	New Mexico State	2015	13.3
7. Sullivan Walker	Northern Michigan	1977	13.2
8. Mike Turk	West Georgia	1986	13.0
9. Arrid Gregory	Samford	1996	12.9
10. Sullivan Walker	Tennessee-Martin	1975	12.7

All-Purpose Yards

Player	Opp.	Year	Yds
1. Jerrel Jernigan	Arkansas State	2010	311

2. Demontray Carter	Appalachian State	2000	309
3. Jerrel Jernigan	Oklahoma State	2010	277
4. Jerrel Jernigan	ULM	2009	268
5. Jerrel Jernigan	North Texas	2010	240
6. DuJuan Harris	Louisiana-Lafayette	2008	232
7. DeWhitt Betterton	Utah State	2003	230
8. Kenny Cattouse	FIU	2007	223
9. Demontray Carter	Alabama State	2000	222
Chandler Worthly	Louisiana-Lafayette	2012	222

Passing Yards

Player	Opp.	Year	Yds
1. Corey Robinson	Louisiana-Lafayette	2012	485
2. Levi Brown	Florida Atlantic	2009	477
3. Levi Brown	North Texas	2009	469
4. Sim Byrd	Samford	1968	443
5. Corey Robinson	Arkansas State	2012	417
6. Levi Brown	UAB	2009	413
7. Corey Robinson	UAB	2010	404
8. Corey Robinson	Florida Atlantic	2011	396
9. Corey Robinson	Tennessee	2012	393
10. Levi Brown	North Texas	2008	391
Levi Brown	FIU	2009	391

Pass Completions

Player	Opp.	Year	Com
1. Corey Robinson	Louisiana-Lafayette	2012	46
2. Levi Brown	North Texas	2008	40
3. Corey Robinson	Louisiana-Lafayette	2011	38
4. Corey Robinson	Arkansas	2011	36
5. Corey Robinson	Duke	2013	35
Omar Haugabook	Florida Atlantic	2007	35
7. Sim Byrd	Delta State	1968	34
Levi Brown	LSU	2008	34
9. Omar Haugabook	Oklahoma State	2007	33
Levi Brown	Arkansas State	2009	33

Touchdown Passes

Player	Opp.	Year	TD
1. Sim Byrd	Concord	1968	6
Sim Byrd	Willamette	1968	6
3. Brandon Silvers	New Mexico State	2015	5
Sim Byrd	Texas A&M-International	1968	5
Sim Byrd	Samford	1968	5
Sim Byrd	McNeese State	1968	5
Kelvin Simmons	Alabama State	1993	5
8. Brandon Silvers	ULM	2015	4
Brandon Silvers	UL Lafayette	2015	4
Corey Robinson	Savannah State	2013	4
Corey Robinson	North Texas	2011	4
Corey Robinson	Ohio	2010	4
Levi Brown	ULM	2009	4
Jamie Hampton	Arkansas State	2008	4



JAMIE HAMPTON

Omar Haugabook	Rice	2006	4
Omar Haugabook	Alabama State	2006	4
Brock Nutter	Alabama State	2000	4

Pass Receptions

Player	Opp.	Year	Rec
1. Danny Grant	McNeese State	1968	16
2. Doug Taylor	Southeastern Louisiana	1970	13
Vince Green	North Alabama	1970	13
Jerrel Jernigan	ULM	2009	13
5. Jerrel Jernigan	Georgia	2007	11
Eric Thomas	Arkansas State	2011	11
7. 11 others tied at			10

Receiving Yards

Player	Opp.	Year	Yds
1. Danny Grant	McNeese State	1968	225
2. Rufus Cox	Central State	1984	212
3. Jerrel Jernigan	Arkansas State	2010	209
4. Doug Taylor	Southeastern Louisiana	1970	204
5. Perry Griggs	North Alabama	1974	196
6. Vince Green	North Alabama	1970	193
7. Kelvin Murdock	Jacksonville State	1980	172
8. Heyward Skipper	ULM	2001	169
9. Orlando Parker	McNeese State	1993	168
10. Heyward Skipper	Cal-State Northridge	2001	165

Points Scored

Player	Opp.	Year	Pts
1. Danny Grant	McNeese State	1968	30
2. Thad Buttone	Sam Houston State	1999	24
Danny Grant	Arkansas State	1966	24
Sullivan Walker	Northern Michigan	1977	24
Eddie Brundidge	Jacksonville State	1986	24
Shawn Southward	Western Kentucky	2009	24
7. Eric Thomas	Savannah State	2013	18
Shawn Southward	UAB	2012	18
Gary Banks	Alabama State	2006	18
DeWhitt Betterson	Austin Peay	2002	18
Demontray Carter	Cal State-Northridge	2001	18
Demontray Carter	Appalachian State	2000	18
Kenny Cattouse	Louisiana-Lafayette	2007	18
Jason Samples	ULM	2003	18
Perry Griggs	North Alabama	1974	18
Danny Grant	Delta State	1969	18
Orlando Parker	Alabama State	1993	18
Tebiarus Gill	Ohio	2010	18
Shawn Southward	FIU	2010	18
D.J. Taylor	UAB	2011	18



SAM GLUSMAN



Osi UMENYIORA

Kicking

Player	Opp.	Year	Pts
1. Sam Glusman	Alcorn State	2008	17
2. Jed Solomon	ULM	2015	15
Michael Taylor	Bowling Green	2010	15
Michael Taylor	Oklahoma State	2010	15
5. Will Scott	Arkansas State	2012	14
6. Greg Whibbs	Florida Atlantic	2007	14
Lawrence Tynes	Alabama State	2000	14
8. Will Scott	Savannah State	2013	12
Will Scott	Louisiana-Lafayette	2013	12
Michael Taylor	North Texas	2009	12
Sam Glusman	Arkansas State	2009	12
Lawrence Tynes	Middle Tennessee	1999	12

Interceptions

Player	Opp.	Year	Int
1. Montres Kitchens	Idaho	2014	3
Sherrod Martin	Alcorn State	2008	3
Chris Archie	Sam Houston State	1999	3
Jerome Crowe	Northern Michigan	1977	3
Tyrone Ferguson	Jacksonville State	1968	3
Ronnie Shelley	North Alabama	1968	3
6. 11 Others			2

Total Tackles

Player	Opp.	Year	Tkl
1. Anthony Rabb	Middle Tennessee	1999	23
2. Brynden Trawick	Western Kentucky	2011	20
3. Naazir Yamini	Sam Houston State	2000	19
4. Naazir Yamini	Mississippi State	2002	18
Anthony Rabb	Texas State	1999	18
6. Anthony Rabb	Cincinnati	1999	17
7. William Lloyd	NC State	2015	15
Brynden Trawick	North Texas	2012	15
Boris Lee	Ohio State	2008	15
10. Six Others			14

Quarterback Sacks

Player	Opp.	Year	Sks
1. Osi Umenyiora	Florida A&M	2002	4.0
2. Kenny Mainor	North Texas	2007	3.5
3. Byron Knight	Cal State-Northridge	2001	3.0
Al Lucas	Nicholls State	1999	3.0
Anthony Rabb	Texas State	1999	3.0
Osi Umenyiora	North Texas	2001	3.0
Osi Umenyiora	Utah State	2002	3.0
Osi Umenyiora	Mississippi State	2002	3.0
Osi Umenyiora	Florida Atlantic	2002	3.0
DeMarcus Ware	Utah State	2002	3.0
DeMarcus Ware	Florida A&M	2002	3.0
Davern Williams	Utah State	2002	3.0
DeMarcus Ware	Utah State	2004	3.0
DeMarcus Ware	Marshall	2004	3.0
Jonathan Massaquoi	ULM	2010	3.0
Jonathan Massaquoi	North Texas	2010	3.0

Rushing Yards

	Year	Yards
1.	1987	4,162
2.	1986	3,741
3.	1996	3,435
4.	1984	3,361
5.	1995	3,326
6.	1994	3,323
7.	1992	3,126
8.	1993	2,912
9.	1985	2,840
10.	1983	2,386

* FBS Record - 2007; 2,191

Rushing Attempts

	Year	Rushes
1.	1987	758
2.	1996	708
3.	1986	680
4.	1984	649
5.	1993	599
6.	1983	583
7.	1992	579
8.	1985	565
9.	1994	546
10.	1988	544

* FBS Record - 2002; 536

Yards Per Rush

	Year	Yds	Yards
1.	1994	3,359	6.15
2.	1995	2,985	5.75
3.	1986	3,741	5.50
4.	1987	4,162	5.49
5.	1992	3,114	5.38
6.	1984	3,361	5.18
7.	1985	2,840	5.03
8.	1990	2,296	4.92
9.	2008	2,179	4.86
10.	1993	2,912	4.86

Rushing Touchdowns

	Year	TDs
1.	1996	44
	1994	44
3.	1987	41
4.	1995	37
5.	1993	34
	1986	34
7.	2009	29
8.	1992	28
9.	1999	27
	1984	27

Rushing Yards Per Game

	Year	Gms	Yards
1.	1986	12	311.8
2.	1987	14	297.3
3.	1985	10	284.0
4.	1992	11	283.1
5.	1994	12	279.9
6.	1995	11	271.4
7.	1984	13	258.5
8.	1996	14	245.3
9.	1988	10	231.3
10.	1990	10	229.6

*FBS Record - 2007; 182.6 (12)

Passing Attempts

	Year	Attempts
1.	2011	531
2.	2009	529

3.	2010	528
4.	2008	524
5.	2007	517
6.	2012	509
7.	1968	484
8.	2013	483
9.	2015	418
10.	2006	408

Passing Completions

	Year	Attempts
1.	2010	340
2.	2012	337
3.	2009	333
4.	2011	332
5.	2013	325
6.	2008	319
7.	2007	314
8.	1968	281
9.	2006	252
10.	2015	250

Passing Yards

	Year	Yards
1.	2009	4,375
2.	1968	4,010
3.	2012	3,978
4.	2013	3,867
5.	2010	3,859
6.	2011	3,496
7.	2007	3,243
8.	2008	3,206
9.	1993	3,101
10.	1970	2,965

Passing Touchdowns

	Year	TDs
1.	1968	48
2.	2010	33
	1993	33
4.	2013	28
5.	2008	26
6.	2009	24
	1970	24
8.	2007	23
9.	2012	22
	2006	22

Completion Percentage

	Year	Pct.
1.	2013	67.3
2.	2014	66.7
3.	2012	66.2
4.	2010	64.4
5.	1967	63.7
6.	2009	62.9
7.	1993	62.7
8.	2011	62.5
9.	2006	61.8
10.	2008	60.9

Pass Efficiency

	Year	Eff.
1.	1993	171.9
2.	1986	155.1
3.	1984	154.4
4.	1974	152.8
5.	2013	149.9
6.	1968	149.2
7.	2009	143.6
8.	1980	143.3
9.	1995	142.4
10.	2012	141.4



RICK RHOADES AND MIKE TURK

Yards Per Pass

	Year	Yards
1.	1974	9.7
2.	1993	9.6
3.	1984	9.4
4.	1986	9.2
5.	1980	9.0
6.	1999	8.7
7.	1967	8.6
8.	1977	8.5
9.	2009	8.3
	1968	8.3

Yards Per Completion

	Year	Yards
1.	1974	19.1
2.	1977	18.6
3.	1984	17.4
4.	1980	17.1
5.	1986	16.5
6.	1987	16.2
7.	1976	16.1
8.	1970	15.9
9.	1992	15.7
	1975	15.7

*FBS Record - 2004; 14.2

Passing Yards per Game

	Year	Gms	Yards
1.	2009	13	336.5
2.	1968	12	334.2
3.	2012	12	331.5
4.	2013	12	322.2
5.	2010	13	296.8
6.	2011	12	291.3
7.	2007	12	270.2
8.	1970	11	269.5
9.	1967	10	264.0
10.	2008	13	246.6

Total Offense Yards

	Year	Yards
1.	2009	6,314
2.	1987	6,030
3.	1993	6,013
4.	2012	5,985
5.	2010	5,895
6.	1994	5,624
7.	2013	5,559
8.	1986	5,443
9.	2007	5,434
10.	2008	5,385

Total Offense Per Game

	Year	Gms	Yards
1.	2012	12	498.8
2.	2009	13	485.7
3.	1994	12	468.7
4.	2013	12	463.2
5.	1986	12	453.6
6.	2010	13	453.5
7.	2007	12	452.8
8.	1968	12	447.6
9.	1987	14	430.7
10.	1993	14	429.5

Total Offense Per Play

	Year	Yards
1.	1994	6.56
2.	1993	6.53
3.	2009	6.49
4.	1986	6.30

5.	2012	6.20
	1995	6.20
	1984	6.20
8.	2013	6.04
	1967	6.04
10.	1987	6.02

All-Purpose Yards

	Year	Yards
1.	2009	7,856
2.	1993	7,627
3.	2010	7,289
4.	1987	7,267
5.	1994	7,058
6.	2007	7,025
7.	2012	6,970
8.	2008	6,922
9.	1986	6,628
10.	2013	6,579

All-Purpose Yards Per Game

	Year	Gms	Yards
1.	2009	13	604.3
2.	1994	12	587.3
3.	2007	12	585.4
4.	2012	12	580.8
5.	2010	13	560.7
6.	1986	12	552.3
7.	2013	12	548.2
8.	1993	14	544.8
9.	1995	11	532.9
10.	2008	13	532.5

Points Scored

	Year	Points
1.	1993	493
2.	2010	443
3.	2009	438
4.	1996	428
5.	2008	426
6.	1994	424
7.	1995	423
8.	1987	414
9.	2013	409
10.	2007	408

Touchdowns Scored

	Year	TDs
1.	1993	68
2.	1987	58
3.	2010	56
	1995	56
	1994	56
6.	2009	55
7.	2013	54
	1996	54
9.	2008	53
	1986	53

PAT Kicks Made

	Year	PAT
1.	1993	64
2.	2009	52
	1995	52
4.	2013	50
	2010	50
6.	1994	49
7.	2008	48
	2007	48
9.	1996	46
10.	1986	45

PAT Kicks Attempted

	Year	Att
1.	1993	64
2.	1995	54
3.	2010	53
	2009	53
5.	2013	52
	2008	52
7.	1996	50
	1994	50
9.	2007	49
10.	1986	47

PAT Kick Percentage

	Year	Made-Att	Pct.
1.	2014	30-30	100.0
	2005	20-20	100.0
	2000	40-40	100.0
	1998	22-22	100.0
	1993	64-64	100.0
5.	2009	52-53	98.1
6.	2007	48-49	98.0
	1994	49-50	98.0
8.	2015	39-40	97.5
9.	1985	31-32	96.9
10.	1983	29-30	96.7

Field Goals Made

	Year	FG
1.	2008	20
2.	2009	18
	1996	18
4.	2012	17
	2010	17
6.	2007	16
	2000	16
	1987	16
	1984	16
10.	2015	15

Field Goals Attempted

	Year	Att
1.	2008	29
2.	1996	24
	1984	24
4.	2009	23
	1987	23
6.	2010	22
	1988	22
8.	2012	21
	1986	21
10.	2005	20
	2000	20
	1990	20

Field Goal Percentage

	Year	Made-Att	Pct.
1.	2007	16-18	88.9
2.	2012	17-21	81.0
3.	2004	12-15	80.0
	2000	16-20	80.0
	1979	4-5	80.0
6.	2015	78.9	78.9
7.	2009	18-23	78.3
8.	2010	17-22	77.3
9.	1999	13-17	76.5
10.	1996	18-24	75.0

Punt Yards

	Year	Yards
1.	2003	3,305
2.	2004	3,276

3.	2000	3,052
4.	2002	2,871
5.	2011	2,843
6.	2010	2,702
7.	2013	2,615
8.	1977	2,585
9.	1996	2,569
10.	1998	2,567

Punt Attempts

	Years	Att
1.	2003	80
2.	2004	78
3.	2000	77
4.	2002	76
5.	2011	69
	1997	69
7.	1996	68
8.	1991	67
	1982	67
10.	2005	65

Yards Per Punt

	Year	Yards
1.	2013	43.58
2.	2010	42.22
3.	2004	42.00
4.	1998	41.40
5.	2003	41.31
6.	2015	41.23
7.	2011	41.20
8.	1977	41.03
9.	2009	40.80
10.	1995	40.50

Punt Return Yards

	Years	Yards
1.	2007	503
2.	2000	487
3.	1979	463
4.	1993	455
5.	1973	453
6.	1974	445
7.	1982	431
8.	2005	419
9.	1995	391
10.	1972	386

Punt Return Touchdowns

	Year	TDs
1.	2007	3
	1979	3
	1974	3
4.	2004	2
	2000	2
	1987	2
	1984	2
8.	16 Years	1

Kick Return Yards

	Year	Yards
1.	2009	1,305
2.	2014	1,157
3.	2011	1,142
4.	1994	1,077
5.	2008	1,025
6.	1993	1,023
7.	2007	984
8.	2010	957
9.	2004	956
10.	2006	919

Kick Return Average

	Year	Yards
1.	1975	25.52
2.	1991	25.41
3.	1997	25.35
4.	1993	24.95
5.	1973	24.25
6.	2004	23.90
7.	1972	23.87
8.	1987	23.19
9.	1995	22.96
10.	1999	22.92

Kick Return TDs

	Year	TDs
1.	2014	2
	2000	2
	1993	2
3.	15 Years	1

Interception Return Yards

	Year	Yards
1.	1976	440
2.	1982	403
	2004	403
4.	1980	347
5.	1996	345
6.	1995	341
7.	1969	304
8.	1979	297
9.	1997	280
	1999	280

Interceptions

	Year	Int
1.	2004	25
	1976	25
3.	1982	23
	1969	23
5.	1996	22
	1984	22
	1980	22
8.	2008	21
9.	1988	20
	1985	20

Interception Return for Touchdowns

	Year	TDs
1.	2004	4
	1987	4
3.	2000	3
	1969	3
5.	14 Years	2

Tackle for Loss

	Year	TFL
1.	1999	105
2.	2008	103
	2004	103
4.	2002	102
5.	2010	92
6.	2006	91
	1998	91
8.	2009	88
9.	2001	83.5
10.	2015	83.0

Sacks

	Year	Sacks
1.	1995	44
2.	1998	43
3.	2008	40.5

5.	2004	40.5
	2010	40.0
	1993	40.0
7.	2002	38
8.	2006	37.5
9.	1996	37
10.	1994	36

Fumbles Forced

	Years	Fumbles
1.	1994	23
2.	2003	22
3.	1993	21
4.	2002	20
5.	2001	19
6.	2013	18
	2007	18
8.	2012	15
	2000	15
	1997	15

Fumbles Recovered

	Years	Fumbles
1.	2003	19
	2002	19
3.	1996	17
	1995	17
	1996	17
5.	2010	16
6.	2007	15
	1993	15
8.	2012	14
	1999	14
10.	2015	13
	2001	13
	2000	13
	1997	13
	1994	13

Pass Break Ups

	Year	PBU
1.	1999	67
2.	1996	66
3.	2000	64
4.	2003	63
5.	2004	62
6.	2001	55
7.	1993	52
8.	1995	50
9.	2009	49
10.	2002	47

Blocked Kicks

	Years	Blocks
1.	2013	3
	2003	3
	2002	3
	1999	3
	1997	3
6.	2009	2
	2008	2
	2007	2
	2004	2
	2001	2
	1993	2
	1992	2



Johnny Faulk had a team-high five interceptions in 2004

Following Records are from 1993-present
(Division I Era)

Fewest Rushing Yards Allowed

	Year	Yards
1.	1998	940
2.	1997	1,058
2.	1999	1,098
4.	2000	1,167
5.	2004	1,211
6.	2002	1,265
7.	1995	1,427
8.	2003	1,506
9.	2005	1,578
10.	1996	1,604

Fewest Rushing Touchdowns Allowed

	Year	TDs
1.	2000	8
	1997	8
3.	2002	9
	1998	9
5.	1999	11
6.	2004	12
	1995	12
8.	1996	14
	1993	14
10.	2008	16
	2005	16

Fewest Rushing Yards Per Game Allowed

	Year	Gms	Yards
1.	1998	12	78.3
2.	1999	13	84.5
3.	1997	11	96.2
4.	2000	12	97.2
5.	2004	12	100.9
6.	2002	12	105.4
7.	1993	14	119.9
8.	2003	12	125.5
9.	2006	13	129.5
10.	1995	11	129.7

Fewest Passing Yards Allowed

	Year	Yards
1.	1995	1,157
2.	1997	1,677
3.	2005	2,022
4.	2002	2,059
5.	2001	2,121
6.	2007	2,197
7.	1998	2,239
8.	1999	2,315
9.	2000	2,363
10.	2015	2,389

Fewest Passing Touchdowns Allowed

	Year	TDs
1.	1995	6
2.	2004	9
	1997	9
4.	2005	10
5.	2003	11
6.	1993	12
7.	2002	13
	2000	13
	1998	13
10.	2001	14
	1999	14

Fewest Passing Yards Per Game Allowed

	Year	Gms	Yards
1.	1995	11	141.5
2.	1997	11	152.5
3.	2002	12	171.6
4.	1999	13	178.1
5.	2007	12	183.1
6.	2005	11	183.8
7.	1993	14	186.4
8.	1998	12	186.6
9.	2008	13	187.8
10.	2001	11	192.8

Fewest Total Offense Allowed

	Year	Yards
1.	1997	2,735
2.	1995	2,984
3.	1998	3,179
4.	2002	3,324
5.	1999	3,413
6.	2000	3,530
7.	2005	3,600
8.	2004	3,732
9.	2001	4,025
10.	1996	4,161

Fewest Total Offense Per Game Allowed

	Year	Gms	Yards
1.	1997	11	248.6
2.	1999	13	262.5
3.	1998	12	264.9
4.	1995	11	271.3
5.	2002	12	277.0
6.	2000	12	294.2
7.	1993	14	306.2
8.	2004	12	311.0
9.	2005	11	372.3
10.	2008	13	327.5

Fewest Points Allowed

	Year	Points
1.	1995	144
2.	1997	157
3.	1998	180
4.	2000	193

5.	2004	200
	1999	200
7.	1993	225
8.	1996	250
9.	2002	252
10.	2005	255

Fewest Points Per Game Allowed

	Year	Gms	Points
1.	1995	12	12.00
2.	1997	11	14.27
3.	1998	12	15.00
4.	1999	13	15.38
5.	1993	14	16.07
6.	2000	12	16.08
7.	2004	12	16.67
8.	1996	14	17.86
9.	2002	12	21.00
10.	2008	13	21.31

Fewest Yards Per Punt Return Allowed

	Year	Yards
1.	2012	2.00
2.	2008	2.53
3.	2006	5.00
4.	2009	5.53
5.	1995	5.56
6.	1994	5.92
7.	1993	7.22
8.	2003	7.87
9.	1998	8.26
10.	2013	8.59

Fewest Yards Per Kickoff Return Allowed

	Year	Yards
1.	2001	17.26
2.	2015	17.50
3.	1994	17.83
4.	2008	17.90
5.	1999	18.02
6.	1993	18.37
7.	1995	18.80
8.	2006	19.02
9.	2002	19.11
10.	1996	19.42

Fewest Interceptions Thrown

	Year	Ints
1.	2014	4
2.	2000	5
	1996	5
	1995	5
5.	1998	7
6.	1994	8
7.	2013	9
	1999	9
	1993	9
10.	2009	10

Fewest Sacks Allowed

	Year	Sacks
1.	1996	7.0
2.	1995	9.0
3.	1997	14.0
4.	2008	14.5
5.	2012	15.5
6.	1993	17.0
	1994	17.0
8.	2015	18.0
9.	1998	18.5
10.	2007	18.5

Rushing Yards

Player	Rushes	Yards
1. Arrid Gregory, 1996	212	1337
2. DeWhitt Betterton, 2004	256	1286
3. DeWhitt Betterton, 2003	244	1161
4. DuJuan Harris, 2008	210	1128
5. Ted Horstead, 1984	238	1123
6. Eddie Coleman, 1992	160	1044
7. Shawn Southward, 2012	194	1012
8. Brandon Burks, 2015	201	1005
9. Eddie Brundidge, 1986	200	987
10. Joe Jackson, 1996	224	959

Rushing Attempts

Player	Rushes
1. DeWhitt Betterton, 2004	256
2. DeWhitt Betterton, 2003	244
3. Ted Horstead, 1984	238
4. Mitch Lewis, 1987	228
5. Brandon Burks, 2015	224
Joe Jackson, 1996	224
7. Arrid Gregory, 1996	212
8. DuJuan Harris, 2008	210
LeBarron Black, 2002	210
10. Eddie Brundidge, 1986	200

Avg. Yards Per Rush (min 20 att)

Player	Yds	Avg
1. Jimmie Haywood, 1985	404	10.92
2. Tommy Dugosh, 1986	427	9.70
3. Derrick Washington, 1994	654	8.96
4. Joe Jackson, 1994	328	8.86
5. Steven Coleman, 1994	358	8.73
6. Robert Carter, 1987	263	7.31
7. Arrid Gregory, 1995	555	7.30
8. Richard Bassett, 1973	317	7.20
9. Arrid Gregory, 1994	430	7.17
10. Perry Griggs, 1974	163	7.09

Rushing Touchdowns

Player	TDs
1. Joe Jackson, 1986	17
2. Jeremy Rowell, 1994	15
3. Jordan Chunn, 2013	14
Jimmy Godwin, 1993	14
5. Joe Jackson, 1995	13
6. Shawn Southward, 2009	12
7. DuJuan Harris, 2008	11
Omar Haugabook, 2007	11
9. Shawn Southward, 2012	10
DuJuan Harris, 2009	10
Mike Turk, 1997	10

Avg. Yards Per Game (min 5 gms)

Player	Gms	Avg
1. DeWhitt Betterton, 2004	12	107.2
2. DeWhitt Betterton, 2003	12	96.8
3. Arrid Gregory, 1996	14	95.5
4. Eddie Coleman, 1992	11	96.9
5. Boyd Grant, 1978	9	91.1
6. Ted Horstead, 1986	6	88.3
7. Ted Horstead, 1984	13	86.4
8. Shawn Southward, 2012	12	84.3
9. Ted Horstead, 1985	10	84.0
10. Eddie Brundidge, 1986	12	86.6

Passing Attempts

Player	Attempts
1. Corey Robinson, 2011	508
2. Corey Robinson, 2010	505
3. Levi Brown, 2009	504
4. Omar Haugabook, 2007	475
5. Corey Robinson, 2013	421



DuJuan Harris rushed for 1,128 yards and 11 touchdowns in 2008; both rank among the top 10 in Troy history

6. Sim Byrd, 1968	414	4. Corey Robinson, 2011	3411
7. Omar Haugabook, 2006	393	5. Corey Robinson, 2012	3121
8. Corey Robinson, 2012	389	6. Omar Haugabook, 2007	2975
9. Brandon Silvers, 2015	330	8. Kelvin Simmons, 1993	2924
10. Levi Brown, 2008	328	9. Al Head, 1970	2543
		10. Sim Byrd, 1967	2457

Passing Completions

Player	Attempts
1. Levi Brown, 2009	321
Corey Robinson, 2010	321
3. Corey Robinson, 2011	316
4. Omar Haugabook, 2007	291
5. Corey Robinson, 2013	285
6. Sim Byrd, 1968	260
7. Corey Robinson, 2012	257
8. Omar Haugabook, 2006	241
9. Brandon Silvers, 2015	202
10. Levi Brown, 2008	201

Passing Yards

Player	Yards
1. Levi Brown, 2009	4254
2. Corey Robinson, 2010	3726
3. Sim Byrd, 1968	3569

Passing Touchdowns

Player	TDs
1. Sim Byrd, 1968	41
2. Kelvin Simmons, 1993	31
3. Corey Robinson, 2010	28
4. Levi Brown, 2009	23
5. Sim Byrd, 1967	22
6. Corey Robinson, 2011	21
Omar Haugabook, 2006	21
8. Brandon Silvers, 2015	20
Corey Robinson, 2013	20
10. Al Head, 1970	19

Passes Intercepted

Player	INTs
1. Al Head, 1970	24
2. Sim Byrd, 1968	21

Passing Efficiency (Based on NCAA formula, min. 49 attempts)

Player	Completions	Attempts	INT	Rating
1. Sim Byrd, 1967	184	286	14	196.7
2. Al Head, 1969	54	75	3	179.2
3. Kelvin Simmons, 1993	191	302	6	174.5
4. Bobby Lee, 1974	77	143	6	164.6
5. Carey Christensen, 1984	45	80	0	162.2
6. Mike Turk, 1986	65	113	3	160.1
7. Deon Anthony, 2012	79	113	3	154.5
8. Stan Davis, 1995	28	49	0	152.7
9. Sim Byrd, 1968	260	414	21	149.0
10. Levi Brown, 2009	321	504	9	146.1

Scoring

Player	PAT	FG	TD	Total
1. Sam Glusman, 2008	48	20	0	108
2. Ted Clem, 1987	57	16	0	105
3. Joe Jackson, 1996	0	0	17	102
4. Michael Taylor, 2010	50	17	0	101
5. Matt Huerkamp, 1996	46	18	0	100
6. Greg Whibbs, 2007	48	16	0	96
7. Will Scott, 2012	40	17	0	91
8. Jeremy Rowell, 1994	0	0	15	90
9. Lawrence Tynes, 2000	40	16	0	88
10. Ted Clem, 1984	39	16	0	87



Jerrel Jernigan holds the Troy single-season records for all-purpose yards, all-purpose yards/game, receptions and receptions/game

3. Omar Haugabook, 2006	17
4. Hansell Bearden, 2002	16
5. Corey Robinson, 2011	15
Corey Robinson, 2010	15
Omar Haugabook, 2007	15
John McKinnon, 1982	15
9. Sim Byrd, 1967	14
10. Bob Godsey, 1988	13
Brock Nutter, 2001	13

Completion Percentage (min. 100 att.)

Player	Pct.
1. Brandon Silvers, 2014	70.5
2. Deon Anthony, 2012	69.9
3. Corey Robinson, 2013	67.7
4. Corey Robinson, 2012	66.1
5. Sim Byrd, 1967	64.3
6. Levi Brown, 2009	63.7
7. Corey Robinson, 2010	63.6
8. Kelvin Simmons, 1993	63.2
9. Sim Byrd, 1968	62.8
10. Corey Robinson, 2011	62.2

Average Yards/Att. (min 100 att.)

Player	Avg.
1. Bobby Lee, 1974	10.3
2. Kelvin Simmons, 1993	9.7
3. Mike Turk, 1986	9.4
4. Willie Tullis, 1980	9.3
5. Mike Turk, 1984	9.2
6. Phillip Brazell, 1977	8.8
7. Brock Nutter, 1999	8.7
8. Sim Byrd, 1968	8.6
Sim Byrd, 1967	8.6
10. Levi Brown, 2009	8.4
Kelvin Simmons, 1992	8.4
Bobby Lee, 1975	8.4

Average Yds/Comp. (min 100 att.)

Player	Avg.
1. Phillip Brazell, 1977	19.2
Bobby Lee, 1974	19.2

3. Mike Turk, 1984	18.0
4. Willie Tullis, 1980	17.4
Gerald Collins, 1976	17.4
6. Mike Turk, 1987	16.8
7. Lionel Rainey, 1969	16.4
8. Mike Turk, 1986	16.3
9. Bobby Lee, 1975	16.0
Al Head, 1970	16.0

Passing Yds/Game (min 5 games)

Player	Avg.
1. Levi Brown, 2009	327.2
2. Sim Byrd, 1968	297.4
3. Corey Robinson, 2010	286.6
4. Corey Robinson, 2011	284.2
5. Corey Robinson, 2012	283.7
6. Corey Robinson, 2013	268.2
7. Omar Haugabook, 2007	247.9
8. Sim Byrd, 1967	245.7
9. Al Head, 1970	231.2
10. Brandon Silvers, 2015	216.2

Receiving Yards

Player	Yards
1. Rufus Cox, 1984	1169
2. Jerrel Jernigan, 2009	1101
3. Chip Reeves, 2012	1050
4. Vince Green, 1970	1030
5. Danny Grant, 1968	1002
6. Heyward Skipper, 2001	995
7. Eric Thomas, 2013	993
8. Orlando Parker, 1993	983
9. Bobby Enslen, 1968	970
10. Robert Kilow, 1993	933

Receptions

Player	Rec.
1. Jerrel Jernigan, 2010	84
2. Jerrel Jernigan, 2008	77
3. Danny Grant, 1968	72
4. Jerrel Jernigan, 2009	71
5. Gary Banks, 2006	68

6. Eric Thomas, 2011	67
7. Eric Thomas, 2013	66
8. Chip Reeves, 2012	65
9. Teddy Ruben, 2015	63
10. Gary Banks, 2007	61
Bobby Enslen, 1968	61

Pass Reception Touchdowns

Player	TDs
1. Danny Grant, 1968	14
Danny Grant, 1966	14
3. Eric Thomas, 2013	12
Robert Kilow, 1993	12
Bobby Enslen, 1968	12
6. Vince Green, 1970	10
Danny Grant, 1967	10
8. Teddy Ruben, 2015	9
Eric Thomas, 2011	9
Heyward Skipper, 2001	9
Orlando Parker, 2001	9
Jonathan Carter, 2000	9
Vince Green, 1969	9

Avg. Yds/Receptions (min 10 rec.)

Player	Avg.
1. Billy Dixon, 1977	26.17
2. Kelvin Murdock, 1980	25.36
3. Virgil Seay, 1978	22.93
4. Titus Dixon, 1986	21.87
5. Bobby Enslen, 1967	21.33
6. Daniel Brady, 1995	21.29
7. Jim Perkins, 1970	21.10
8. William Covington, 1992	21.00
9. Orlando Parker, 1993	20.91
10. Rufus Cox, 1984	20.88

Receptions/Game (min 5 games)

Player	Avg.
1. Jerrel Jernigan, 2010	6.46
2. Jerrel Jernigan, 2008	6.42
3. Danny Grant, 1968	6.00
Danny Grant, 1966	6.00
5. Eric Thomas, 2013	5.50
6. Jerrel Jernigan, 2009	5.46
7. Heyward Skipper, 2001	5.45
Vince Green, 1970	5.45
9. Chip Reeves, 2012	5.41
10. Teddy Ruben, 2015	5.25

Total Offensive Yards

Player	Total
1. Levi Brown, 2009	4261
2. Corey Robinson, 2010	3626
3. Omar Haugabook, 2007	3592
4. Sim Byrd, 1968	3443
5. Corey Robinson, 2011	3333
6. Kelvin Simmons, 1993	3250
7. Corey Robinson, 2013	3108
8. Corey Robinson, 2012	3074
9. Omar Haugabook, 2006	2714
10. Jeremy Rowell, 1994	2670

TD's Responsible For

Player	TDs
1. Sim Byrd, 1968	41
2. Kelvin Simmons, 1993	37
3. Omar Haugabook, 2007	30
4. Corey Robinson, 2010	28
5. Omar Haugabook, 2006	26
6. Levi Brown, 2009	24
Jeremy Rowell, 1994	24
8. Brandon Silvers, 2015	22
Corey Robinson, 2011	22

Mike Turk, 1987	22
Willie Tullis, 1980	22
Al Head, 1970	22
Sim Byrd, 1967	22

Total Offense/Gm (min 5 games)

Player	Avg.
1. Levi Brown, 2009	327.8
2. Omar Haugabook, 2007	299.3
3. Sim Byrd, 1968	286.9
4. Corey Robinson, 2012	279.5
5. Corey Robinson, 2010	278.9
6. Corey Robinson, 2011	277.8
7. Corey Robinson, 2013	259.0
8. Jamie Hampton, 2008	256.4
9. Sim Byrd, 1967	239.0
10. Willie Tullis, 1980	233.0

Total Off./Play (min 100 plays)

Player	Avg.
1. Carey Christensen, 1984	8.01
2. Kelvin Simmons, 1993	7.97
3. Sim Byrd, 1968	7.81
4. Sim Byrd, 1867	7.73
5. Willie Tullis, 1980	7.64
Levi Brown, 2009	7.64
7. Corey Robinson, 2012	7.50
8. Mike Turk, 1986	7.20
9. DeWhitt Betterton, 2002	7.04
10. Kelvin Simmons, 1992	7.02

Touchdowns Scored

Player	TDs
1. Joe Jackson, 1996	17
2. Jeremy Rowell, 1994	15
3. Jordan Chunn, 2013	14
DuJuan Harris, 2008	14
Danny Grant, 1966	14
Danny Grant, 1968	14
Jimmy Godwin, 1993	14
8. Joe Jackson, 1995	13
Demontray Carter, 2001	13
10. Six others tied at	12

All-Purpose Yards

1. Jerrel Jernigan, 2009	2264
2. Jerrel Jernigan, 2010	2080
3. Arrid Gregory, 1996	1825
4. Titus Dixon, 1987	1625
5. Perry Griggs, 1974	1585
6. Teddy Ruben, 2015	1559
7. Danny Grant, 1968	1518
8. Robert Kilow, 1993	1456
9. Demontray Carter, 2001	1448
10. Demontray Carter, 2000	1389

All-Purpose Yards/Game

Player	Yards	Avg.
1. Jerrel Jernigan, 2009	2264	174.2
2. Jerrel Jernigan, 2010	2080	160.0
3. Perry Griggs, 1974	1585	158.5
4. Demontray Carter, 2001	1448	131.6
5. Arrid Gregory, 1996	1825	130.4
6. Teddy Ruben, 2015	1559	129.9
7. Carl Smith, 1982	1272	127.2
8. Danny Grant, 1958	1518	126.5
9. Demontray Carter, 2000	1389	126.3
10. Eddie Coleman, 1992	1308	118.9

PAT Kicks Made

Player	PATs
1. Ollie Quass, 1993	59
2. Ted Clem, 1987	57



Omar Haugabook ranks among the top 10 in total offense, passing yards, rushing touchdowns, passing completions, passing attempts, passing touchdown and total touchdowns

3. Ollie Quass, 1995	52
4. Michael Taylor, 2010	50
5. Will Scott, 2013	49
6. Sam Glusman, 2008	48
Greg Whibbs, 2007	48
8. Ollie Quass, 1994	47
9. Matt Huerkamp, 1996	46
10. Michael Taylor, 2009	43

PAT Kicks Attempted

Player	Att.
1. Ted Clem, 1987	59
Ollie Quass, 1993	59
3. Ollie Quass, 1995	54
4. Michael Taylor, 2010	53
5. Sam Glusman, 2008	52
6. Will Scott, 2013	51
7. Matt Huerkamp, 1996	50
8. Greg Whibbs, 2007	49
9. Ollie Quass, 1994	48
10. Michael Taylor, 2009	44

PAT Kick Percentage (min 15 att.)

Player	Pct.
1. Ollie Quass, 1993 (59-59)	100.0
Lawrence Tynes, 2000 (40-40)	100.0
Ted Clem, 1986 (39-39)	100.0
Ted Clem, 1985 (31-31)	100.0
Ryan Kay, 2014 (30-30)	100.0
Don Van Wie, 1983 (25-25)	100.0
Lawrence Tynes, 1998 (24-24)	100.0
Greg Whibbs, 2005 (19-19)	100.0
9. Greg Whibbs, 2007 (49-49)	98.0
10. Ollie Quass, 1994 (47-48)	97.9

Field Goals Made

Player	FGs
1. Sam Glusman, 2008	20
2. Matt Huerkamp, 1996	18
3. Will Scott, 2012	17
4. Michael Taylor, 2010	17
5. Greg Whibbs, 2007	16
Lawrence Tynes, 2000	16
Ted Clem, 1987	16
Ted Clem, 1984	16
9. Jed Solomon, 2015	15
Lawrence Tynes, 1998	15

Field Goals Attempted

Player	Att.
1. Sam Glusman, 2008	29
2. Matt Huerkamp, 1996	24
3. Ted Clem, 1987	23
Ted Clem, 1984	23
5. Michael Taylor, 2010	22
6. Will Scott, 2012	21
7. Brian Wilson, 1988	21
8. Greg Whibbs, 2005	20
Lawrence Tynes, 2000	20
Lawrence Tynes, 1998	20
Tony Lasseter, 1990	20

Field Goal Pct. (min 10 attempts)

Player	Pct.
1. Greg Whibbs, 2007 (16-18)	88.9
2. Greg Whibbs, 2004 (12-14)	85.7
3. Will Scott, 2012 (17-21)	81.0
4. Lawrence Tynes, 2000 (12-14)	80.0
5. Jed Solomon, 2015 (15-19)	78.9
6. Michael Taylor, 2009 (11-14)	78.6
7. Michael Taylor, 2010 (17-22)	77.3
8. Lawrence Tynes, 1999 (13-17)	76.5
9. Matt Huerkamp, 1996 (18-24)	75.0
10. Lawrence Tynes, 1998 (14-19)	73.7

Punt Yards

Player	Yds.
1. Thomas Olmsted, 2003	3304
2. Thomas Olmsted, 2004	3272
3. Matt Allen, 2000	3052
4. Thomas Olmsted, 2002	2871
5. Will Goggans, 2011	2773
6. Matt Allen, 1998	2746
7. Will Goggans, 2010	2702
8. Mike Quinn, 1977	2585
9. Wes Garner, 1996	2569
10. Ryan Kay, 2015	2556

Punt Attempts

Player	Att.
1. Thomas Olmsted, 2003	78
2. Matt Allen, 2000	76
Thomas Olmsted, 2004	76
4. Thomas Olmsted, 2002	72



Lawrence Tynes, who has won two Super Bowls with the New York Giants, ranks among the top 10 in Troy history in all of the place kicking categories

5. Wes Garner, 1996	68
Will Goggans, 2011	68
7. Matt Allen, 1998	66
8. Doug Crane, 1982	65
Rodney Glass, 1991	65
10. Will Goggans, 2010	64

Average Yards/Punt (min 20 att.)

Player	Avg.
1. Will Scott, 2013	44.54
2. Sim Byrd, 1968	44.38
3. Thomas Olmsted, 2004	43.05
4. Thomas Olmsted, 2003	42.36
5. David Cooper, 1969	42.31
6. Will Goggans, 2010	42.21
7. Ryan Kay, 2015	41.90
8. Matt Allen, 1999	41.75
9. Matt Allen, 1998	41.61
10. Greg Whibbs, 2007	41.32

Punts Blocked

Player	Blocked
1. Thomas Olmsted, 2002	4
2. Adrian Vera, 2007	3
Thomas Olmsted, 2003	3
4. Thomas Olmsted, 2005	2
Will Goggans, 2011	2
6. Six others tied at	1

Punt Return Yards

Player	Yds
1. Virgil Seay, 1979	457
2. Leodis McKelvin, 2007	436
3. Leodis McKelvin, 2005	417
4. Carl Smith, 1982	411
5. Maurice Stringer, 1995	328
6. Virgil Seay, 1978	326
7. William Covington, 1992	318
8. Leodis McKelvin, 2006	314
9. Jerrel Jernigan, 2010	306
10. Leodis McKelvin, 2004	304

Punt Returns

Player	Returns
1. Carl Smith, 1982	35
2. Greg Harris, 1987	34
3. Leodis McKelvin, 2005	33
4. Maurice Stringer, 1995	32
5. Ronnie Shelley, 1968	30
6. Leodis McKelvin, 2006	28
Cornelius Williams, 2009	28
Justin Albert, 2011	28
9. Julius Pittman, 1990	27
10. William Covington, 1991	26
Leodis McKelvin, 2004	26

Punt Return Touchdowns

Player	TDs
1. Leodis McKelvin, 2007	3
Virgil Seay, 1979	3
Perry Griggs, 1974	3
4. Leodis McKelvin, 2004	2
Heyward Skipper, 2000	2
Virgil Seay, 1978	2
John Raburn, 1972	2
8. Teddy Ruben, 2015	1
Jerrel Jernigan, 2010	1
Rufus Cox, 1984	1
Tony Myrick, 1973	1
Tony Myrick, 1971	1

Average Yds/Punt Return (min 5 att.)

Player	Avg.
1. Perry Griggs, 1974	28.00
2. Bryan Holmes, 2013	20.60
3. Virgil Seay, 1979	18.28
4. Leodis McKelvin, 2007	17.44
5. Bobby Enslen, 1967	17.33
6. Perry Griggs, 1975	15.75
7. Heyward Skipper, 2000	15.50
8. Virgil Seay, 1978	14.82
9. Carl Smith, 1981	14.17
10. John Raburn, 1972	14.15

Kickoff Return Yards

Player	Yds
1. Jerrel Jernigan, 2009	897
2. Leodis McKelvin, 2007	765
3. Titus Dixon, 1987	747
4. Chandler Worthy, 2014	704
5. Jorrick Calvin, 2008	693
6. Leodis McKelvin, 2006	634
7. Jerrel Jernigan, 2010	630
8. Leodis McKelvin, 2005	619
9. Titus Dixon, 1986	600
10. Jimmie Haywood, 1984	576

Kickoff Returns

Player	Returns
1. Jerrel Jernigan, 2009	39
2. Leodis McKelvin, 2007	33
3. Titus Dixon, 1987	29
4. Chandler Worthy, 2014	27
Jorrick Calvin, 2008	27
Leodis McKelvin, 2006	27
7. Carl Smith, 1982	26
Perry Griggs, 1974	26
9. Jerrel Jernigan, 2010	25
Jimmie Haywood, 1984	25

Kickoff Return Touchdowns

Player	TDs
1. Chandler Worthy, 2014	2
Frank Sadler, 1957	2
3. Jerrel Jernigan, 2010	1
Bryan Willis, 2009	1
Jorrick Calvin, 2008	1
Leodis McKelvin, 2005	1
Demontray Carter, 2000	1
Arrid Gregory, 1996	1
Cliff Shamburger, 1993	1
Titus Dixon, 1986	1
Jimmie Haywood, 1984	1
Carl Smith, 1982	1
Billy Dixon, 1975	1
Perry Griggs, 1973	1
Johnny Grimes, 1972	1

Average Yds/Kickoff Return (min 10 att.)

Player	Avg.
1. Danny Grant, 1968	34.75
2. Andy Swafford, 1997	31.40
3. Orlando Parker, 1993	29.40
4. Arrid Gregory, 1995	29.00
5. Jonathan Carter, 2000	28.60
6. Arrid Gregory, 1994	28.39
7. Perry Griggs, 1975	28.07
8. Williams Covington, 1991	27.83
9. Clay Shamburger, 1995	27.80
10. Billy Dixon, 1975	27.73

Interception Return Yards

Player	Yds
1. Ronnie Shelley, 1968	294
2. Sherman Wilkinson, 1979	189
3. Doug Mims, 1988	165
4. Rayshun Reed, 2001	163
5. Jack Smith, 1970	151
Shane Black, 1996	151
7. Donnie Arnold, 1982	141
8. Eric Sloan, 1998	137
9. Ronnie Shelley, 1967	133
10. Brynden Trawick, 2012	123
Sherman Wilkinson, 1980	123

Interceptions

Player	INTs
1. Ronnie Shelley, 1968	15
2. Derrick Ansley, 2003	9
3. Doug Mims, 1988	8
Jack Smith, 1970	8
Ronnie Shelley, 1967	8
Tyrone Ferguson, 1976	8
Elbert Mack, 2007	8
8. Donnie Arnold, 1982	7
Chris Archie, 1999	7
David Cooper, 1969	7

Interception Return Touchdowns

Player	TDs
1. Rayshun Reed, 2001	2
Jimmy McClain, 1999	2
Doug Mims, 1988	2
Jack Smith, 1969	2
5. LaMarcus Farmer, 2015	1
Montres Kitchens, 2014	1
Camren Hudson, 2013	1
Eli Canton, 2013	1
Brynden Trawick, 2012	1
Boris Lee, 2009	1
Terence Moore, 2008	1
Travis Bozeman, 2000	1
Anthony Thompson, 2000	1
Rayshun Reed, 2000	1
Kerry Brooke, 1987	1
Al Harris, 1987	1
Harris Spencer, 1980	1

Fumble Return Yards

Player	Yds
1. Ladarrius Madden, 2010	85
2. Johnny Faulk, 2004	79
3. Steve McLendon, 2008	67
4. Chris Pickett, 2011	63
5. Demetrius Cain, 2015	36
Leodis McKelvin, 2007	36
7. Rashad Dillard, 2015	33
8. Marcus Pittman, 2006	31
9. Darrin Reddick, 2015	27
10. Robby Farmer, 2003	25

Fumble Returns

Player	Returns
1. Reggie Lowe, 1996	3
Demetric Shipman, 1996	3
3. Demetrius Cain, 2015	2
Camren Hudson, 2012	2
T.J. Bryant, 2012	2
Ladarrius Madden, 2010	2
Boris Lee, 2007	2
Randy Ueberroth, 1996	2
Pratt Lyons, 1996	2
Stacy Murry, 1996	2
Shane Black, 1996	2

Fumble Return Touchdowns

Player	TDs
1. Demetrius Cain, 2015	2
2. Chris Pickett, 2011	1
Jorrick Calvin, 2008	1
Boris Lee, 2007	1
Chris Bradwell, 2007	1
Johnny Faulk, 2004	1
David Philyaw, 2001	1
Shelton Felton, 2000	1
Rayshun Reed, 1999	1



Brandon Lang totaled 115 negative yards and 97 yards on sacks in 2008; both single-season Troy records

Total Tackles

Player	Tckls
1. Gerrick Pimienta, 1987	198
2. Anthony Rabb, 1999	155
3. Dennis Anderson, 1973	151
4. Robert Bradley, 1985	149
5. Robert Bradley, 1983	141
6. Bryan Hubbard, 1987	137
7. Robert Bradley, 1984	135
8. Gerrick Pimienta, 1986	131
9. Naazi Yamini, 2000	129
Al Lucas, 1999	129

Unassisted Tackles

Player	Tckls
1. Gerrick Pimienta, 1987	102
2. Dennis Anderson, 1973	90
3. Brannon Condren, 2006	86
4. Charles Bush, 1991	85
Anthony Rabb, 1999	85
6. Robert Bradley, 1983	80
Wade Brantley, 1972	80
8. Bear Woods, 2009	79
9. Robert Bradley, 1985	78
10. Rick Maxey, 1975	75
Brynden Trawick, 2011	75

Assisted Tackles

Player	Tckls
1. Gerrick Pimienta, 1987	96
2. Tim Tucker, 1978	72
3. Robert Bradley, 1985	71
Al Lucas, 1999	71
5. Anthony Rabb, 1999	70
6. Bryan Hubbard, 1987	63
Freddie Thomas, 1987	63
8. Robert Bradley, 1983	61
Robert Bradley, 1984	61
10. Gerrick Pimienta, 1986	60

Tackles for Losses

Player	Tckls
1. Jonathan Massaquoi, 2010	21.5
2. Osi Umenyiora, 2002	20.5
3. Al Lucas, 1999	20.0
4. DeMarcus Ware, 2002	19.5
5. Brandon Lang, 2008	18.5
DeMarcus Ware, 2004	18.5

7. Aaron Fields, 1999	17.5
8. Tyler Roberts, 2015	17.0
9. Anthony Rabb, 1999	16.5
10. Mario Addison, 2012	15.0
Tim Betts, 2000	15.0

Yards For Loss

Player	Yds
1. Brandon Lang, 2008	121
2. Jonathan Massaquoi, 2010	114
3. DeMarcus Ware, 2004	101
4. Osi Umenyiora, 2002	93
5. Jimmy Brown, 1990	83
Reggie Lowe, 1997	83
7. Anthony Rabb, 1999	81
8. Aaron Fields, 1999	80
DeMarcus Ware, 2002	80
10. Jimmy McClain, 2000	79

Quarterback Sacks

Player	Sacks
1. Kenny Craik, 1980	20.0
2. Charles Pickett, 1976	19.0
Charles Pickett, 1975	19.0
4. Jessie Wallace, 1980	16.0
5. Osi Umenyiora, 2002	15.0
Rick Maxey, 1975	15.0
7. Pratt Lyons, 1995	14.0
8. Jonathan Massaquoi, 2010	13.0
9. Carnell Key, 1985	12.5
10. Gerald Hill, 1980	12.0

Yards From Sacks

Player	Yds
1. Brandon Lang, 2008	100
2. Jonathan Massaquoi, 2010	91
3. Charles Pickett, 1976	87
DeMarcus Ware, 2004	87
5. Osi Umenyiora, 2002	81
6. Reggie Lowe, 1996	76
7. Pratt Lyons, 1995	74
Pratt Lyons, 1996	74
9. Eric James, 1994	68
10. DeMarcus Ware, 2002	59



DeWhitt Betterton is Troy's career rushing leader with 3,441 yards

RUSHING YARDS

Player	Att	Yds
1. DeWhitt Betterton (2001-04)	653	3441
2. Ted Horstead (1983-86)	638	2926
3. Shawn Southward (2009-12)	542	2793
4. DuJuan Harris (2007-10)	539	2636
5. Mike Turk (1984-87)	493	2533
6. Joe Jackson (1994-97)	469	2418
7. Arrid Gregory (1993-96)	365	2417
8. Eddie Coleman (1990-92)	420	2360
9. Tony Jackson (1987-90)	480	2326
10. Brandon Burks (2012-15)	431	2264
11. Kenny Cattouse (2004-07)	402	1966
12. Sullivan Walker (1975-77)	343	1931
13. Ron Daniels (1974-77)	363	1921
14. LeBarron Black (1999-2002)	499	1840
15. Phillip Jones (1997-99)	392	1727
16. Demontray Carter (2000-01)	308	1666
17. Randall Lovejoy (1991-94)	309	1574
18. Boyd Grant (1976-79)	345	1485
19. Jimmie Haywood (1982-85)	245	1433
20. Ted Yarbrough (1993,1995)	247	1429

RUSHING ATTEMPTS

Player	Att	Yds
1. DeWhitt Betterton (2001-04)	653	3441
2. Ted Horstead (1983-86)	638	2926
3. Shawn Southward (2009-12)	542	2793
4. DuJuan Harris (2007-10)	539	2636
5. LeBarron Black (1999-2002)	499	1840
6. Mike Turk (1984-87)	493	2533
7. Tony Jackson (1987-90)	480	2326
8. Joe Jackson (1994-97)	469	2418
9. Brandon Burks (2012-15)	431	2264
10. Eddie Coleman (1990-92)	420	2360
11. Kenny Cattouse (2004-07)	402	1966
12. Phillip Jones (1997-99)	392	1727
13. Arrid Gregory (1993-96)	365	2417
14. Ron Daniels (1974-77)	363	1921
15. Boyd Grant (1976-79)	345	1485
16. Sullivan Walker (1975-77)	343	1931
17. Johnny Grimes (1971-73)	341	1397
18. Bob Godsey (1986-89)	328	1085

19. Randall Lovejoy (1991-94)	309	1574
20. Demontray Carter (2000-01)	308	1666

RUSHING TOUCHDOWNS

Player	Att	TD
1. Joe Jackson (1994-97)	469	34
2. Shawn Southward (2009-12)	542	33
3. Mike Turk (1984-87)	493	32
4. DuJuan Harris (2007-10)	443	27
5. DeWhitt Betterton (2001-04)	653	24
6. Jordan Chunn (2013-pr.)	246	21
Arrid Gregory (1993-96)	365	21
8. Jeremy Rowell (1991,93-95)	226	20
9. Phillip Jones (1997-99)	392	17
10. Omar Haugabook (2006-07)	295	16
Kenny Cattouse (2004-07)	402	16
Sullivan Walker (1975-77)	343	16
13. LeBarron Black (1999-2002)	499	15
Jimmy Godwin (1991-93)	142	15
Willie Tullis (1978-80)	293	15
16. Demontray Carter (2000-01)	308	14
Bob Godsey (1986-89)	328	14
18. Kelvin Simmons (1992-93)	230	13
Tony Jackson (1987-90)	480	13
Johnny Grimes (1971-73)	341	13

RUSHING YARDS PER CARRY (min. 60 attempts)

Player	Att	Yds	Avg
1. Steven Coleman (1992-94)	68	545	8.01
2. Robert Carter (1985-88)	137	977	7.13
3. Derrick Washington (1993-95)	157	1130	7.02
4. Jerrel Jernigan (2007-10)	132	892	6.83
5. Maurice Greer (2008-10)	66	440	6.66
6. Arrid Gregory (1993-96)	365	2417	6.62
Tommy Dugosh (1983,87-89)	136	901	6.62
8. Freddie Taylor (1985,87-89)	180	1161	6.45
9. Dwayne Thompson (1981-83)	100	629	6.29
10. Mareno Philyaw (1996-99)	112	698	6.23
11. Richard Bassett (1972-74)	175	1055	6.03
12. Jimmie Haywood (1982-85)	245	1433	5.85
13. Ted Yarbrough (1993,1995)	247	1429	5.79
14. Sullivan Walker (1975-77)	343	1931	5.63
15. Eddie Coleman (1990-92)	420	2360	5.62

16. Demontray Carter (2000-01)	308	1666	5.41
17. D'Anthony Davezan (1977)	41	221	5.39
18. Deon Anthony (2012-13)	155	822	5.30
Joel Whinghter (2002-05)	105	557	5.30
20. Ron Daniels (1974-77)	363	1921	5.29

RUSHING YARDS PER GAME (min. 100 att)

Player	Att	Yds	Avg/G
1. DeWhitt Betterton (2001-04)	653	3441	76.5
2. Demontray Carter (2000-01)	308	1666	75.7
3. Ted Horstead (1983-86)	638	2926	75.0
4. Eddie Coleman (1990-92)	420	2360	73.8
5. Sullivan Walker (1975-77)	343	1931	64.4
6. Phillip Jones (1997-99)	392	1727	61.4
7. Ted Yarbrough (1993,1995)	247	1429	59.5
8. Arrid Gregory (1993-96)	365	2417	56.2
9. Shawn Southward (2009-12)	542	2793	55.9
10. Derrick Moore (1989-90)	213	1105	55.2
11. Mike Turk (1984-87)	493	2533	55.1
12. Cliff Dunham (1971)	125	477	53.0
13. Tony Jackson (1987-90)	480	2326	52.9
14. DuJuan Harris (2007-10)	539	2636	52.7
15. Larry Mason (1981-82)	221	932	51.8
16. Kenny Cattouse (2004-07)	402	1966	50.4
17. Brandon Burks (2012-15)	431	2264	50.3
18. Joe Jackson (1994-97)	469	2418	49.9
19. Johnny Grimes (1971-73)	341	1397	48.2
20. Ron Daniels (1974-77)	363	1921	48.0

PASSING YARDS

Player	Comp-Att	Yds
1. Corey Robinson (2010-13)	1179-1823	13477
2. Brock Nutter (1997-2001)	581-1037	7687
3. Sim Byrd (1966-68)	575-924	7619
4. Levi Brown (2008-09)	522-830	6284
5. Omar Haugabook (2006-07)	532-868	5376
6. Brandon Silvers (2014-pr.)	393-601	4214
7. Mike Turk (1984-87)	245-490	4174
8. Kelvin Simmons (1992-93)	259-430	4000
9. Al Head (1968-70)	241-460	3578
10. Willie Tullis (1978-80)	223-438	3456
11. Jeremy Rowell (1991,93-95)	241-440	3326
12. Bobby Lee (1972-75)	190-351	3278
13. Ken McLain (1971-73)	165-399	2190
14. Aaron Leak (2003-04)	164-377	2183
15. Stan Davis (1993-96)	154-319	2035
16. Bob Godsey (1986-89)	144-306	1951
17. John McKinnon (1980-83)	144-315	1853
18. Hansell Bearden (2000-03)	161-364	1829
19. Carey Christensen (1983-84)	108-194	1715
20. Phillip Brazell (1977)	77-167	1475

PASSING ATTEMPTS

Player	Att
1. Corey Robinson (2010-13)	1823
2. Brock Nutter (1997-2001)	1037
3. Sim Byrd (1966-68)	924
4. Omar Haugabook (2006-07)	868
5. Levi Brown (2008-09)	830
6. Brandon Silvers (2014-pr.)	601
7. Mike Turk (1984-87)	490
8. Al Head (1968-70)	460
9. Jeremy Rowell (1991,93-95)	440
10. Willie Tullis (1978-80)	438
11. Kelvin Simmons (1992-93)	430
12. Ken McLain (1971-73)	399
13. Aaron Leak (2003-04)	377
14. Hansell Bearden (2000-03)	364
15. Bobby Lee (1972-75)	351
16. Stan Davis (1993-96)	319
17. John McKinnon (1980-83)	315
18. Bob Godsey (1986-89)	306
19. Steve Summers (1988-90)	252
20. Harold Hogan (1970-72)	245

PASSING COMPLETIONS

Player	Att.	Comp
1. Corey Robinson (2010-13)	1823	1179
2. Brock Nutter (1997-2001)	1037	581
3. Sim Byrd (1966-68)	924	575
4. Omar Haugabook (2006-07)	868	532
5. Levi Brown (2008-09)	830	522
6. Brandon Silvers (2014-pr.)	601	393
7. Kelvin Simmons (1992-93)	430	259
8. Mike Turk (1984-87)	490	245
9. Jeremy Rowell (1991,93-95)	440	241
Al Head (1968-70)	460	241
11. Willie Tullis (1978-80)	438	223
12. Bobby Lee (1972-75)	351	190
13. Ken McLain (1971-73)	399	165
14. Aaron Leak (2003-04)	377	164
15. Hansell Bearden (2000-03)	364	161
16. Stan Davis (1993-96)	319	154
17. Bob Godsey (1986-89)	306	144
John McKinnon (1980-83)	315	144
19. Jamie Hampton (2007-11)	212	133
20. Carey Christensen (1983-84)	194	108

PASSING TOUCHDOWNS

Player	TD
1. Corey Robinson (2010-13)	81
2. Sim Byrd (1966-68)	79
3. Brock Nutter (1997-2001)	49
4. Kelvin Simmons (1992-93)	40
5. Omar Haugabook (2006-07)	39
6. Levi Brown (2008-09)	38
7. Brandon Silvers (2014-pr.)	31
8. Mike Turk (1984-87)	30
Al Head (1968-70)	28
10. Willie Tullis (1978-80)	25
Bobby Lee (1972-75)	25
12. Jeremy Rowell (1991,93-95)	22
13. Ken McLain (1971-73)	16
14. Deon Anthony (2012-13)	14
15. Aaron Leak (2003-04)	13
Stan Davis (1993-96)	13
John McKinnon (1980-83)	13
18. Jamie Hampton (2007-11)	12
Bob Godsey (1986-89)	11
Harold Hogan (1970-72)	11

PASS COMPLETION PERCENTAGE (min 100 attempts)

Player	Comp-Att	Pct
1. Deon Anthony (2012-13)	105-156	67.3
2. Brandon Silvers (2014-pr.)	393-601	65.4
3. Corey Robinson (2010-13)	1179-1823	64.7
4. Levi Brown (2008-09)	522-830	62.9
5. Jamie Hampton (2007-11)	133-212	62.7
6. Sim Byrd (1966-68)	575-924	62.2
7. Omar Haugabook (2006-07)	532-868	61.3
8. Kelvin Simmons (1992-93)	259-430	60.2
9. Julian Foster (2005-06)	68-118	57.6
10. Brock Nutter (1997-2001)	581-1037	56.0
11. Casey Christensen (1983-84)	108-194	55.7
12. Jeremy Rowell (1991,93-95)	241-440	54.8
13. Bobby Lee (1972-75)	190-351	54.1
14. Al Head (1968-70)	241-460	52.4
15. Willie Tullis (1978-80)	223-438	50.9
16. Mike Turk (1984-87)	245-490	50.0
17. Doug Brown (1981-84)	82-168	48.8
18. Stan Davis (1993-96)	154-319	48.3
19. Bob Godsey (1986-89)	144-306	47.1
20. Carl Meadows (2004-05)	81-173	46.8

PASSING EFFICIENCY (min 100 attempts)

Player	Eff
1. Kelvin Simmons (1992-93)	165.8
2. Deon Anthony (2012-13)	165.1
3. Bobby Lee (1972-75)	148.7
4. Sim Byrd (1966-68)	146.0



Corey Robinson holds the Troy career records for passing yards, completions, passing attempts, passing touchdowns, total offense and touchdowns responsible for

5. Casey Christensen (1983-84)	139.7	2. Bobby Lee (1972-75)	3278	17.3
6. Brandon Silvers (2014-pr.)	138.0	3. Gerald Collins (1974-76)	784	17.0
7. Levi Brown (2008-09)	136.7	Mike Turk (1984-87)	4174	17.0
8. Corey Robinson (2010-13)	136.2	5. Lionel Rainey (1969-70)	838	16.4
9. Mike Turk (1984-87)	134.4	6. Carey Christensen (1983-84)	1715	15.9
10. Eddie Rohrbach (1976-79)	133.2	7. Willie Tullis (1978-80)	3456	15.5
11. Jeremy Rowell (1991,93-95)	128.0	8. Kelvin Simmons (1992-93)	4000	15.4
12. Brock Nutter (1997-2001)	127.3	9. Al Head (1968-70)	3578	14.8
Phillip Brazell (1977)	127.3	10. Brad Stevens (1991-93)	518	14.6
14. Julian Foster (2005-06)	126.7	11. D.T. McDowell (2004)	585	13.9
15. Willie Tullis (1978-80)	125.5	12. Jeremy Rowell (1991,93-95)	3326	13.8
16. Al Head (1968-70)	123.9	13. Bob Godsey (1986-89)	1951	13.5
17. Omar Haugabook (2006-07)	120.8	14. Danny O'Toole (1983-86)	884	13.4
18. Jamie Hampton (2007-11)	118.7	Harold Hogan (1970-72)	1351	13.4
19. Stan Davis (1993-96)	112.2	16. Aaron Leak (2003-04)	2183	13.3
20. Lionel Rainey (1969-70)	109.0	Ken McLain (1971-73)	2190	13.3
		Sim Byrd (1966-68)	7619	13.3
		19. Brock Nutter (1997-2001)	7687	13.2
		Stan Davis (1993-96)	2035	13.2

AVERAGE YARDS PER ATT (min 100 attempts)

Player	Yds	Avg
1. Kelvin Simmons (1992-93)	4000	9.3
Bobby Lee (1972-75)	3278	9.3
3. Carey Christensen (1983-84)	1715	8.8
Phillip Brazell (1977)	1475	8.8
5. Deon Anthony (2012-13)	1338	8.6
6. Mike Turk (1984-87)	4174	8.5
7. Sim Byrd (1966-68)	7619	8.2
8. Willie Tullis (1978-80)	3456	7.9
9. Al Head (1968-70)	3578	7.8
10. Levi Brown (2008-09)	6284	7.6
Jeremy Rowell (1991,93-95)	3326	7.6
Lionel Rainey (1969-70)	838	7.6
13. Corey Robinson (2010-13)	13477	7.4
Brock Nutter (1997-2001)	7687	7.4
15. Brandon Silvers (2014-pr.)	4214	7.0
Julian Foster (2005-06)	830	7.0
17. Gerald Collins (1974-76)	784	6.6
18. Stan Davis (1993-96)	2035	6.4
Brad Stevens (1991-93)	518	6.4
Bob Godsey (1986-89)	1951	6.4

AVERAGE YARDS PER COMPLETION (min 100 attempts)

Player	Yds	Avg
1. Phillip Brazell (1977)	1475	19.2

PASSING YARDS PER GAME (min 150 completions)

Player	Yds	Avg
1. Corey Robinson (2010-13)	13477	280.8
2. Levi Brown (2008-09)	6284	273.2
3. Sim Byrd (1966-68)	7619	238.1
4. Omar Haugabook (2006-07)	5376	215.0
5. Brandon Silvers (2014-pr.)	1836	191.5
6. Kelvin Simmons (1992-93)	4000	166.7
7. Brock Nutter (1997-2001)	7687	163.6
8. Phillip Brazell (1977)	1475	147.5
9. Willie Tullis (1978-80)	3456	119.2
10. Aaron Leak (2003-04)	2183	109.2
11. Al Head (1968-70)	3578	108.4
12. Jeremy Rowell (1991,93-95)	3326	107.3
13. Carl Meadows (2004-05)	982	98.2
14. Mike Turk (1984-87)	4174	90.7
15. Carey Christensen (1983-84)	1715	90.3
16. Bobby Lee (1972-75)	3278	81.9
17. Hansell Bearden (2000-03)	1829	76.2
18. Ken McLain (1971-73)	2190	75.5
19. Deon Anthony (2012-13)	1388	60.8
20. Steve Summers (1988-90)	1237	58.9



Eric Thomas ranks second in Troy history (first in Sun Belt Conference) with 29 career touchdown receptions and third with 197 receptions and 2,655 receiving yards

RECEIVING YARDS

Player	Rec	Yds
1. Jerrel Jernigan (2007-10)	262	3128
2. Danny Grant (1966-69)	215	2907
3. Eric Thomas (2010-13)	197	2655
4. Vince Green (1967-70)	160	2281
5. Jason Samples (2001-04)	161	2224
6. Kelvin Murdock (1978-81)	109	2143
7. Perry Griggs (1973-76)	110	1975
8. Chip Reeves (2008-10, 12)	121	1968
9. Heyward Skipper (2000-02)	112	1800
10. Chandler Worthy (2011-14)	137	1767
11. Robert Kilow (1991-94)	106	1663
12. Greg Harris (1984-87)	106	1632
13. Gary Banks (2004-07)	155	1600
14. Mike Culbertson (1971-74)	95	1563
15. Titus Dixon (1985-88)	86	1554
16. Doug Taylor (1967-70)	114	1500
17. Bryan Holmes (2012-15)	94	1451
18. Rufus Cox (1982-84)	73	1441
19. Robert Carter (1967-70)	34	1260
20. Bobby Enslen (1967-68)	73	1226

PASS RECEPTIONS

Player	Rec
1. Jerrel Jernigan (2007-10)	262
2. Danny Grant (1966-69)	215
3. Eric Thomas (2010-13)	197
4. Jason Samples (2001-04)	161
5. Vince Green (1967-70)	160
6. Gary Banks (2004-07)	155
7. Chandler Worthy (2011-pr.)	137
8. Chip Reeves (2008-10, 12)	121
9. Doug Taylor (1967-70)	114
10. Heyward Skipper (2000-02)	112
11. Perry Griggs (1973-76)	110
12. Kelvin Murdock (1978-81)	109
13. Robert Kilow (1991-94)	106
14. Greg Harris (1984-87)	106
15. Shawn Southward (2009-12)	102
16. Tebrius Gill (2009-10)	99
17. Mike Culbertson (1971-74)	95
18. Bryan Holmes (2012-15)	94
19. Titus Dixon (1985-88)	86
20. DuJuan Harris (2007-10)	79
Smokey Hampton (2003-06)	79
Maurice Stringer (1993-96)	79

PASS RECEPTION TOUCHDOWNS

Player	Rec	TD
1. Danny Grant (1966-69)	215	44
2. Eric Thomas (2010-13)	197	29
3. Vince Green (1967-70)	160	27
4. Perry Griggs (1973-76)	110	19
5. Jerrel Jernigan (2007-10)	262	18
6. Bobby Enslen (1967-68)	73	16
7. Bryan Holmes (2012-15)	94	15
Robert Kilow (1991-94)	106	15
Kelvin Murdock (1978-81)	109	15
10. Chip Reeves (2008-10, 12)	121	14
Jason Samples (2001-04)	161	14
Titus Dixon (1985-88)	86	14
13. Gary Banks (2004-07)	155	13
Heyward Skipper (2000-02)	112	13
15. Tebrius Gill (2009-10)	99	12
Greg Harris (1984-87)	106	12
Mike Culbertson (1971-74)	95	12
18. Chandler Worthy (2011-14)	137	11
Daniel Brady (1992-95)	58	11
Billy Dixon (1975-77)	50	11
Doug Taylor (1967-70)	114	11

AVERAGE YARDS PER RECEPTION (min. 30 receptions)

Player	Rec	Yds	Avg.
1. Robert Carter (1967-70)	34	1260	37.06
2. Jonathan Carter (1998-2000)	49	911	34.80
3. Billy Dixon (1975-77)	50	1111	22.22
4. Orlando Parker (1993)	47	983	20.91
5. Reggie Dwight (1991)	22	447	20.32
6. Rufus Cox (1982-84)	73	1441	19.74
7. Jim Perkins (1970-71)	35	689	19.69
8. Kelvin Murdock (1978-81)	109	2143	19.66
9. Virgil Seay (1978-79)	38	730	19.74
10. Mareno Philyaw (1996-99)	57	1085	19.04
11. Carl Smith (1980-83)	60	1091	18.18
12. David Fletcher (1974-77)	39	708	18.15
13. Titus Dixon (1985-88)	86	1554	18.07
14. Perry Griggs (1973-76)	110	1975	17.95
15. Daniel Brady (1992-95)	58	1030	17.76
16. William Covington (1991-92)	42	729	17.36
17. Bobby Enslen (1967-68)	73	1226	16.79
18. Jonathan Carter (2000)	44	737	16.75
19. Charlie Smoke (1975-77)	33	546	16.55
20. Mike Culbertson (1971-74)	95	1563	16.45

PASS RECEPTIONS/GAME (min. 30 receptions)

Player	Rec	Avg.
1. Jerrel Jernigan (2007-10)	262	5.24
2. Danny Grant (1966-69)	215	5.12
3. Eric Thomas (2010-13)	197	4.29
4. Tebrius Gill (2009-10)	99	3.81
5. Vince Green (1967-70)	160	3.72
6. Jonathan Carter (1998-2000)	49	3.67
7. Corey Johnson (2011)	43	3.58
8. Jason Samples (2001-04)	161	3.43
9. Gary Banks (2004-07)	155	3.37
10. Orlando Parker (1993)	47	3.36
11. Teddy Ruben (2014-15)	78	3.25
12. Heyward Skipper (2000-02)	112	3.20
13. Justin Albert (2011-12)	71	2.96
14. Chandler Worthy (2012-14)	137	2.91
15. Kelvin Murdock (1978-81)	109	2.79
16. Perry Griggs (1973-76)	110	2.75
17. Jason Bruce (2009-10)	71	2.73
18. Kennard Burton (2007-08)	65	2.71
19. Chip Reeves (2008-10, 12)	121	2.69
20. Doug Taylor (1967-70)	114	2.65

TOTAL OFFENSE YARDS

Player	Rush	Pass	Tot
1. Corey Robinson (2010-13)	-336	13477	13141
2. Sim Byrd (1966-68)	-246	7619	7373
3. Brock Nutter (1997-2001)	-355	7687	7332
4. Mike Turk (1984-87)	2533	4174	6707
5. Levi Brown (2008-09)	24	6284	6308
6. Omar Haugabook (2006-07)	930	5376	6306
7. Kelvin Simmons (1992-93)	1020	4000	5020
8. Willie Tullis (1978-80)	1149	3456	4605
9. Brandon Silvers (2014-pr.)	237	4214	4451
10. Jeremy Rowell (1991,93-95)	1000	3326	4326
11. DeWhitt Betterton (2001-04)	3441	-	3441
12. Al Head (1968-70)	-266	3578	3312
13. Bobby Lee (1972-75)	-183	3278	3095
14. Bob Godsey (1972-75)	1085	1951	3036
15. Ted Horstead (1983-86)	2926	-	2926
16. DuJuan Harris (2007-10)	2636	5	2641
17. Stan Davis (1993-96)	504	2035	2539
18. Casey Christensen (1983-84)	738	1715	2453
19. Arrid Gregory (1993-96)	2417	-	2417
20. Aaron Leak (2003-04)	225	2183	2408

TOUCHDOWNS RESPONSIBLE FOR

Player	R	P	Rec	TD
1. Corey Robinson (2010-13)	3	81	-	84
2. Sim Byrd (1966-68)	1	79	-	80
3. Mike Turk (1984-87)	32	30	-	62
4. Omar Haugabook (2006-07)	16	39	1	56
Brock Nutter (1997-2001)	7	49	-	56
6. Kelvin Simmons (1992-93)	13	40	-	53
7. Danny Grant (1966-69)	1	-	44	45
8. Jeremy Rowell (1991,93-95)	20	22	-	42
9. Willie Tullis (1978-80)	15	25	-	40
10. Levi Brown (2008-09)	1	38	-	39
11. Brandon Silvers (2014-pr.)	7	31	-	38
12. Shawn Southward (2009-12)	33	-	2	35
13. Joe Jackson (1994-97)	34	-	-	34
14. DuJuan Harris (2007-10)	27	1	5	33
15. Bobby Lee (1972-75)	5	25	-	30
16. Al Head (1968-70)	1	28	-	29
17. Vince Green (1967-70)	-	-	27	27
18. Stan Davis (1993-96)	11	13	1	25
Bob Godsey (1986-89)	14	11	-	25
Perry Griggs (1973-76)	6	-	19	25

TOTAL OFFENSE PER GAME (min 1000 yards)

Player	Rush	Pass	Avg
1. Levi Brown (2008-09)	24	6284	274.3
2. Corey Robinson (2010-13)	-335	13477	273.8
3. Omar Haugabook (2006-07)	930	5376	252.2
4. Sim Byrd (1966-68)	-246	7619	230.4

5.	Kelvin Simmons (1992-93)	1020	4000	209.2
6.	Brandon Silvers (2014-pr.)	237	4214	202.3
7.	Willie Tullis (1978-80)	1149	3456	158.8
8.	Phillip Brazzell (1977)	105	1475	158.0
9.	Brock Nutter (1997-2001)	-355	7687	156.0
10.	Mike Turk (1984-87)	2533	4174	145.8
11.	Jeremy Rowell (1991,93-95)	1000	3326	139.5
12.	Carey Christensen (1983-84)	738	1715	129.1
13.	Aaron Leak (2003-04)	225	2183	120.4
14.	Al Head (1968-70)	-266	3578	100.4
15.	Deon Anthony (2012-13)	822	1338	98.2
16.	Hansell Bearden (2000-03)	205	1829	84.8
17.	Bob Godsey (1972-75)	1085	1951	79.9
18.	Bobby Lee (1972-75)	-183	3278	77.4
19.	DeWhitt Betterson (2001-04)	3441	-	76.5
20.	Ken McLain (1971-73)	22	2190	76.3

TOTAL OFFENSE/PLAY (min. 140 plays)

Player	Rush	Pass	Avg
1. Kelvin Simmons (1992-93)	1020	4000	7.61
2. Sim Byrd (1966-68)	-246	7619	7.34
3. Derrick Washington (1993-95)	1130	-	7.02
4. Deon Anthony (2012-13)	822	1338	6.95
5. Levi Brown (2008-09)	24	6284	6.88
6. Mike Turk (1984-87)	2533	4174	6.82
7. Corey Robinson (2010-13)	-336	13477	6.66
8. Arrid Gregory (1993-96)	2417	-	6.62
9. Jerrel Jernigan (2007-10)	905	41	6.58
10. Freddie Taylor (1985,87-89)	1161	19	6.52
11. Jeremy Rowell (1991,93-95)	1000	3326	6.50
12. Carey Christensen (1983-84)	738	1715	6.35
13. Willie Tullis (1978-80)	1149	3456	6.30
14. Richard Bassett (1972-74)	1055	-	6.03
15. Brandon Silvers (2014-pr.)	237	4214	6.00
16. Jimmie Haywood (1982-85)	1433	-	5.85
17. Ted Yarbrough (1993,95)	1429	-	5.79
18. Bobby Lee (1972-75)	-183	3278	5.70
19. Danny O'Toole (1983-86)	464	884	5.66
20. Eddie Coleman (1990-92)	2360	-	5.62

MOST POINTS SCORED

Player	PAT	FG	TD	Tot
1. Ted Clem (1984-87)	166	48	-	310
2. Greg Whibbs (2003-07)	134	50	-	284
3. Lawrence Tynes (1997-2000)	111	44	-	273
4. Danny Grant (1966-69)	-	-	45	270
5. Ollie Quass (1992-95)	158	31	-	251
6. Michael Taylor (2008-11)	122	36	-	230
7. Shawn Southward (2009-12)	-	-	35	210
8. Joe Jackson (1994-97)	-	-	34	204
9. Mike Turk (1984-87)	-	-	32	200
10. DuJuan Harris (2007-10)	-	-	32	200
11. Eric Thomas (2010-13)	1	-	29	176
12. Will Scott (2012-13)	89	28	-	173
13. Vince Green (1967-70)	-	-	27	162
14. Perry Griggs (1973-76)	2	-	25	154
15. Jerrel Jernigan (2007-10)	1	-	25	152
16. DeWhitt Betterson (2001-04)	1	-	24	146
17. Sam Glusman (2008-09)	57	27	-	138
18. Arrid Gregory (1993-96)	1	-	22	134
19. Randy Hicks (1969-71)	85	16	-	133
20. Demontray Carter (2000-01)	-	-	22	132

TOUCHDOWNS SCORED

Player	Rush	Rec	Ret	Tot
1. Danny Grant (1966-69)	-	44	1	45
2. Shawn Southward (2009-12)	33	2	-	35
3. Joe Jackson (1994-97)	34	-	-	34
4. DuJuan Harris (2007-10)	27	5	-	32
5. Mike Turk (1984-87)	32	-	-	32
6. Eric Thomas (2010-13)	-	29	-	29
7. Vince Green (1967-70)	-	27	-	27
8. Jerrel Jernigan (2007-10)	5	18	2	25
9. Perry Griggs (1973-76)	2	19	4	25
10. DeWhitt Betterson (2001-04)	24	-	-	24



Perry Griggs scored 25 touchdowns over his career, which ranks as the eighth most in school history

11. Demontray Carter (2000-01)	14	6	2	22
12. Arrid Gregory (1993-96)	21	-	-	22
13. Jordan Chunn (2013-pr.)	21	-	-	21
14. Jeremy Rowell (1991, 93-95)	20	-	-	20
15. LeBarron Black (1999-2002)	15	3	-	18
16. Omar Haugabook (2006-07)	16	1	-	17
Kenny Cattouse (2004-07)	16	1	-	17
Phillip Jones (1997-99)	16	1	-	17
Sullivan Walker (1975-77)	16	1	-	17
Johnny Grimes (1971-73)	13	3	1	17

PAT MADE

Player	ATT	MADE
1. Ted Clem (1984-87)	170	166
2. Ollie Quass (1992-95)	161	158
3. Greg Whibbs (2003-07)	141	134
4. Michael Taylor (2009-11)	130	122
5. Lawrence Tynes (1997-2000)	113	111
6. Will Scott (2012-13)	93	89
7. Randy Hicks (1969-71)	94	85
8. Randy Yancey (1976-78)	65	58
9. Sam Glusman (2008-09)	61	57
10. Don Van Wie (1981-83)	56	52
11. Matt Stone (1991-92)	60	52
12. Matt Huerkamp (1996)	50	46
13. Thomas Olmsted (2002-05)	49	43
14. Jed Solomon (2012-15)	43	42
15. Brian Wilson (1988-89)	42	35
16. Ryan Kay (2013-pr.)	30	30
17. Rusty Adams (1979)	29	28
18. Drew Boteler (2000-01)	31	27
19. Tony Lasseter (1990)	27	25
20. Steve Williams (1973-74)	27	24

PATs ATTEMPTED

Player	MADE	ATT
1. Ted Clem (1984-87)	166	170
2. Ollie Quass (1992-95)	158	161
3. Greg Whibbs (2003-07)	134	141
4. Michael Taylor (2009-11)	122	130
5. Lawrence Tynes (1997-2000)	111	113
6. Randy Hicks (1969-71)	85	94
7. Will Scott (2012-13)	89	93
8. Randy Yancey (1976-78)	58	65
9. Sam Glusman (2008-09)	57	61
10. Matt Stone (1991-92)	52	60
11. Don Van Wie (1981-83)	52	56
12. Matt Huerkamp (1996)	46	50
13. Thomas Olmsted (2002-05)	43	49
14. Jed Solomon (2012-15)	42	43
15. Brian Wilson (1988-89)	35	42
16. Drew Boteler (2000-01)	27	31
17. Ryan Kay (2013-pr.)	30	30
18. Rusty Adams (1979)	28	29
19. Tony Lasseter (1990)	25	27
20. Steve Williams (1973-74)	24	27

PATs PERCENTAGE (min 20 attempts)

Player	MADE	ATT	Pct.
1. Ryan Kay (2013-pr.)	30	30	1.000
2. Lawrence Tynes (1997-2000)	111	113	.982
3. Ollie Quass (1992-95)	158	161	.981
4. Jed Solomon (2012-15)	42	43	.977
5. Ted Clem (1984-87)	166	170	.976
6. Rusty Adams (1979)	28	29	.966
7. Will Scott (2012-13)	89	93	.957
8. Greg Whibbs (2003-07)	134	141	.950
9. Michael Taylor (2009-11)	122	130	.938



Will Scott holds the Troy single-season and career punting average records, in addition to ranking among the top 10 in numerous other special teams categories

10. Sam Glusman (2008-09)	57	61	.934
11. Don Van Wie (1981-83)	52	56	.929
12. Tony Lasseter (1990)	25	27	.926
13. Matt Huerkamp (1996)	46	50	.920
14. Jodie Jones (1972)	20	22	.909
15. Randy Hicks (1969-71)	85	94	.904
16. Randy Yancey (1976-78)	58	65	.892
17. Steve Williams (1973-74)	24	27	.889
18. Yong Gilroy (1980-81,83)	22	25	.880
19. Thomas Olmsted (2002-05)	43	49	.878
20. Drew Boteler (2000-01)	27	31	.871

FIELD GOALS MADE

Player	ATT	MADE
1. Greg Whibbs (2003-07)	71	50
2. Ted Clem (1984-87)	78	48
3. Lawrence Tynes (1997-2000)	57	44
4. Michael Taylor (2009-11)	50	36
5. Ollie Quass (1992-95)	50	31
6. Will Scott (2012-13)	36	28
7. Sam Glusman (2008-09)	38	27
8. Matt Stone (1991-92)	33	23
9. Randy Yancey (1976-78)	39	20
10. Brian Wilson (1988-89)	33	19
11. Matt Huerkamp (1996)	24	18
12. Thomas Olmsted (2002-05)	29	17
Don Van Wie (1981-83)	27	17
14. Randy Hicks (1969-71)	16	16
15. Jed Solomon (2012-15)	19	15
16. Ryan Kay (2013-pr.)	16	11
17. Tony Lasseter (1990)	20	9
18. Drew Boteler (2000-01)	10	5
Robert Kampschmidt (1975)	10	5
20. Yong Gilroy (1980-81,83)	10	4
Rusty Adams (1979)	5	4
Steve Williams (1973-74)	11	4
Jodie Jones (1972)	7	4

FIELD GOALS ATTEMPTED

Player	MADE	ATT
1. Ted Clem (1984-87)	48	78
2. Greg Whibbs (2003-07)	50	71
3. Lawrence Tynes (1997-2000)	44	57

4. Michael Taylor (2009-11)	36	50
Ollie Quass (1992-95)	31	50
6. Randy Yancey (1976-78)	20	39
7. Sam Glusman (2008-09)	27	38
8. Will Scott (2012-13)	28	36
9. Matt Stone (1991-92)	23	33
Brian Wilson (1988-89)	19	33
11. Thomas Olmsted (2002-05)	17	29
12. Don Van Wie (1981-83)	17	27
13. Matt Huerkamp (1996)	18	24
14. Tony Lasseter (1990)	9	20
15. Jed Solomon (2012-15)	14	19
16. Ryan Kay (2013-pr.)	11	16
Randy Hicks (1969-71)	16	16
18. Steve Williams (1973-74)	4	11
19. Robert Kampschmidt (1975)	5	10
Yong Gilroy (1980-81,83)	4	10
Drew Boteler (2000-01)	5	10

FIELD GOAL PERCENTAGE (min 10 attempts)

Player	MADE	ATT	Pct.
1. Randy Hicks (1969-71)	16	16	1.000
2. Jed Solomon (2012-15)	15	19	.789
3. Will Scott (2012-13)	28	36	.778
4. Lawrence Tynes (1997-2000)	44	57	.772
5. Matt Huerkamp (1996)	18	24	.750
6. Michael Taylor (2009-11)	36	50	.720
7. Sam Glusman (2008-09)	27	38	.711
8. Greg Whibbs (2003-07)	50	71	.704
9. Matt Stone (1991-92)	23	33	.697
10. Ryan Kay (2013-pr.)	11	16	.688
11. Don Van Wie (1981-83)	17	27	.630
12. Oliver Quass (1992-95)	31	50	.620
13. Ted Clem (1984-87)	48	78	.615
14. Thomas Olmsted (2002-05)	17	29	.586
15. Brian Wilson (1988-89)	19	33	.576
16. Randy Yancey (1976-78)	20	39	.512
17. Drew Boetler (2000-01)	5	10	.500
Robert Kampschmidt (1975)	5	10	.500
19. Tony Lasseter (1990)	9	20	.450
20. Yong Gilroy (1980-81,83)	4	10	.400

PUNT ATTEMPTS

Player	Att
1. Thomas Olmsted (2002-05)	288
2. Will Goggans (2009-11)	240
3. Matt Allen (1997-2000)	225
4. Mike Quinn (1977-80)	213
5. Glen Klava (1985-88)	193
6. Rodney Glass (1989-91)	182
7. Doug Crane (1982-84)	132
8. Ryan Kay (2013-pr.)	126
9. Wes Garner (1995-97)	123
10. Rick Derany (1972-73)	111
11. Will Scott (2012-13)	110
12. David Cooper (1967-69)	91
13. Ollie Quass (1992-95)	79
14. Harold Hogan (1970-72)	70
15. Jason Wright (2003-06)	59
16. Danny O'Toole (1983-86)	56
17. Steve Williams (1973-74)	55
18. Brad Stevens (1991-93)	49
19. Greg Whibbs (2003-07)	47
Jeremy Schatz (2001)	47

PUNTS - TOTAL YARDS

Player	Att	Yds
1. Thomas Olmsted (2002-05)	288	11,953
2. Matt Allen (1997-2000)	225	9226
3. Mike Quinn (1977-80)	213	8461
4. Glen Klava (1985-88)	193	7432
5. Will Goggans (2009-11)	172	7024
6. Rodney Glass (1989-91)	182	6781
7. Ryan Kay (2013-pr.)	126	5141
8. Doug Crane (1982-84)	132	4986
9. Will Scott (2012-13)	110	4709
10. Wes Garner (1995-97)	123	4216
11. Rick Derany (1972-73)	111	4201
12. David Cooper (1967-69)	91	3675
13. Ollie Quass (1992-95)	79	3054
14. Harold Hogan (1970-72)	70	2558
15. Jason Wright (2003-06)	59	2359
16. Danny O'Toole (1983-86)	56	1996
17. Steve Williams (1973-74)	55	1991
18. Greg Whibbs (2003-07)	47	1942
19. Jeremy Schatz (2001)	47	1768
20. Brad Stevens (1991-93)	49	1763

AVERAGE YARDS PER PUNT (min 30 attempts)

Player	Att	Yds	Avg.
1. Will Scott (2012-13)	110	4709	42.81
2. Thomas Olmsted (2002-05)	288	11,953	41.50
3. Greg Whibbs (2003-07)	47	1942	41.31
4. Matt Allen (1997-2000)	225	9226	41.09
5. Will Goggans (2009-11)	240	9797	40.82
6. Ryan Kay (2013-pr.)	126	5141	40.80
7. David Cooper (1967-69)	91	3675	40.38
8. Jason Wright (2003-06)	59	2359	39.98
9. Mike Quinn (1977-80)	213	8461	39.72
10. Lionel Rainey (1969-70)	37	1436	38.81
11. Ollie Quass (1992-95)	79	3054	38.66
12. Glen Klava (1985-88)	193	7432	38.51
13. Rick Derany (1972-73)	111	4201	37.85
14. Doug Crane (1982-84)	132	4986	37.77
15. Jeremy Schatz (2001)	47	1768	37.61
16. Wes Garner (1995-97)	123	4216	37.36
17. Rodney Glass (1989-91)	182	6781	37.26
18. Harold Hogan (1970-72)	70	2558	36.54
19. Steve Williams (1973-74)	55	1991	36.20
20. Brad Stevens (1991-93)	49	1763	35.98

PUNT RETURNS

Player	Ret
1. Leodis McKelvin (2004-07)	112
2. Carl Smith (1980-83)	74
3. Maurice Stringer (1993-96)	71
4. Ronnie Shelley (1967-69)	54

5.	Heyward Skipper (2000-02)	49
	William Covington (1991-92)	49
7.	Julius Pittman (1987-90)	48
8.	Virgil Seay (1978-79)	47
9.	Justin Albert (2011-12)	46
	Greg Harris (1984-87)	46
11.	Rayshun Reed (1999-2003)	44
12.	Tony Myrick (1971-74)	43
13.	John Raburn (1972-74)	40
14.	Perry Griggs (1973-76)	34
15.	Danny Grant (1966-69)	33
16.	Andy Swafford (1995-97)	32
17.	Cornelius Williams (2006-09)	31
18.	Jerrel Jernigan (2007-10)	29
19.	Sherman Wilkinson (1977-80)	26
20.	Demetric Shipman (1993-96)	24

PUNT RETURN YARDS

Player	Yds
1. Leodis McKelvin (2004-07)	1471
2. Maurice Stringer (1993-96)	854
3. Carl Smith (1980-83)	852
4. Virgil Seay (1978-79)	783
5. Heyward Skipper (2000-02)	577
6. Ronnie Shelley (1967-69)	573
7. John Raburn (1972-74)	530
8. William Covington (1991-92)	479
9. Tony Myrick (1971-74)	476
10. Perry Griggs (1973-76)	470
11. Julius Pittman (1987-90)	420
12. Jerrel Jernigan (2007-10)	372
13. Justin Albert (2011-12)	371
14. Rayshun Reed (1999-2003)	332
15. Andy Swafford (1995-97)	322
16. Danny Grant (1966-69)	317
17. Greg Harris (1984-87)	279
18. Teddy Ruben (2014-15)	270
19. Demetric Shipman (1993-96)	231
20. Sherman Wilkinson (1977-80)	196

AVERAGE YARDS PER RETURN (min 15 attempts)

	Player	Ret	Yds	Avg.
1.	Virgil Seay (1978-79)	47	783	16.66
2.	Perry Griggs (1973-76)	34	470	13.82
3.	John Raburn (1972-74)	40	530	13.25
4.	Leodis McKelvin (2004-07)	112	1471	13.13
5.	Teddy Ruben (2014-15)	21	270	12.86
6.	Jerrel Jernigan (2007-10)	29	372	12.83
7.	Maurice Stringer (1993-96)	71	854	12.03
8.	Heyward Skipper (2000-02)	49	577	11.78
9.	Carl Smith (1980-83)	74	852	11.51
10.	Tony Myrick (1971-74)	43	476	11.07
11.	Ronnie Shelley (1967-69)	54	573	10.61
12.	Danny O'Toole (1983-86)	16	164	10.25
13.	Andy Swafford (1995-97)	32	322	10.06
14.	Jorrick Calvin (2008)	15	149	9.93
15.	William Covington (1991-92)	49	479	9.78
16.	Demetric Shipman (1993-96)	24	231	9.63
17.	Danny Grant (1966-69)	33	317	9.61
18.	Julius Pittman (1987-90)	48	420	8.75
19.	Jack Smith (1969-70)	20	171	8.55
20.	Andrew Amerson (2002)	17	142	8.35
	Mike Funderburk (1970-71)	17	142	8.35

PUNT RETURN TOUCHDOWNS

Player	Ret	TD
1. Leodis McKelvin (2004-07)	112	7
2. Virgil Seay (1978-79)	47	5
3. Perry Griggs (1973-76)	34	3
4. Heyward Skipper (2000-02)	49	2
Carl Smith (1980-83)	74	2
Sherman Wilkinson (1977-80)	26	2
John Raburn (1972-74)	40	2
Tony Myrick (1971-74)	43	2
5. Teddy Ruben (2014-15)	21	1



Leodis McKelvin is Troy's career record holder in punt returns, punt return yards, punt return touchdowns, kickoff returns and kick return yards

Jerrel Jernigan (2007-10)	29	1	8. Arrid Gregory (1993-96)	40	1124
Andy Swafford (1995-97)	32	1	9. Robert Kilow (1991-94)	41	987
William Covington (1991-92)	49	1	10. Andy Swafford (1993-96)	37	860
Julius Pittman (1987-90)	48	1	11. Mareno Philyaw (1996-99)	31	788
Doug Mims (1987-89)	1	1	12. Johnny Grimes (1971-73)	27	754
Greg Harris (1984-87)	46	1	13. Teddy Ruben (2014-15)	43	768
Danny O'Toole (1983-86)	16	1	14. Demontray Carter (2000-01)	25	762
Rufus Cox (1982-84)	3	1	15. William Covington (1991-92)	25	694
Danny Grant (1966-69)	33	1	16. Jorrick Calvin (2008)	27	693

KICK RETURNS

Player	Ret
1. Leodis McKelvin (2004-07)	99
2. Chandler Worthy (2011-14)	81
3. Titus Dixon (1985-88)	74
4. Jerrel Jernigan (2007-10)	67
5. Carl Smith (1980-83)	66
6. Perry Griggs (1973-76)	59
7. Jimmie Haywood (1982-85)	56
8. Teddy Ruben (2014-15)	43
9. Robert Kilow (1991-94)	41
10. Arrid Gregory (1993-96)	40
11. Andy Swafford (1993-96)	37
12. Mareno Philyaw (1996-99)	31
13. Jorrick Calvin (2008)	27
Johnny Grimes (1971-73)	27
Jack Smith (1969-70)	27
16. Eric Sloan (1997-99)	26
17. Demontray Carter (2000-01)	25
William Covington (1991-92)	25
19. Breck Upshaw (1978-81)	23
20. Toris Rutledge (2002-06)	22
Derrick Moore (1989-90)	22

KICK RETURN YARDS

Player	Ret	Yds
1. Leodis McKelvin (2004-07)	99	2346
2. Chandler Worthy (2011-14)	81	1919
3. Titus Dixon (1985-88)	74	1798
4. Jerrel Jernigan (2007-10)	67	1580
5. Perry Griggs (1973-76)	59	1375
6. Carl Smith (1980-83)	66	1300
7. Jimmie Haywood (1982-85)	56	1186

AVERAGE YARDS PER RETURN (min 15 attempts)

Player	Ret	Yds	Avg.
1. Danny Grant (1966-69)	21	648	30.86
2. Demontray Carter (2000-01)	25	762	29.04
3. Arrid Gregory (1993-96)	40	1124	28.10
4. Johnny Grimes (1971-73)	27	754	27.93
5. William Covington (1991-92)	25	694	27.76
6. Michael Ransaw (1990)	16	412	25.75
7. Jorrick Calvin (2008)	27	693	25.67
8. Mareno Philyaw (1996-99)	31	788	25.42
9. Titus Dixon (1985-88)	74	1798	24.30
10. Billy Dixon (1975-77)	19	460	24.21
11. Jack Smith (1969-70)	27	651	24.11
12. Robert Kilow (1991-94)	41	987	24.07
13. Leodis McKelvin (2004-07)	99	2346	23.70
14. Chandler Worthy (2011-14)	81	1919	23.69
15. Jerrel Jernigan (2007-10)	67	1580	23.58
16. Perry Griggs (1973-76)	59	1375	23.31
17. Virgil Seay (1978-79)	20	466	23.30
18. Andy Swafford (1993-96)	37	860	23.24
19. Chris Day (2000-02)	16	371	23.19
20. Eric Sloan (1997-99)	26	601	23.12

KICK RETURN TOUCHDOWNS

Player	Ret	TD
1. Frank Sadler (1957-59)	N/A	3
2. Chandler Worthy (2011-14)	81	2
Demontray Carter (2000-01)	25	2
4. Johnny Grimes (1971-73)	27	1



Derrick Ansley ranks second in career interceptions with 19

Perry Griggs (1973-76)	59	1
Billy Dixon (1975-77)	19	1
Virgil Seay (1978-79)	20	1
Carl Smith (1980-83)	66	1
Jimmie Haywood (1982-85)	56	1
Titus Dixon (1985-88)	74	1
William Covington (1991-92)	25	1
Orlando Parker (1993)	10	1
Arrid Gregory (1993-96)	40	1
Cliff Shamburger (1993-96)	16	1
Andy Swafford (1993-96)	37	1
Jonathan Carter (1998-2000)	12	1
Leodis McKelvin (2004-07)	99	1
Jerrel Jernigan (2007-10)	67	1
Jorrick Calvin (2008)	27	1
Bryan Willis (2009-12)	1	1

INTERCEPTIONS

Player	Int
1. Ronnie Shelley (1966-69)	36
2. Derrick Ansley (2000-04)	19
3. David Cooper (1967-69)	16
Tyrone Ferguson (1974,76-77)	16
Donnie Arnold (1980-83)	16
6. Mike Haynes (1982-85)	14
7. Jack Smith (1969-70)	13
Doug Mims (1987-89)	13
9. Tony Myrick (1971-74)	12
Sherman Wilkinson (1977-80)	12
Cedrick Brooks (1991-94)	12
12. Freddie Thomas (1984-87)	11
Demetric Shipman (1993-96)	11
Rayshun Reed (1999-2003)	11
Johnny Faulk (2001-05)	11
16. Tommy Groce (1973-76)	10
Todd Hutsko (1983-86)	10
Chris Archie (1997-2000)	10
Elbert Mack (2006-07)	10
20. Richard Young (1992-95)	9
Clifford Ivory (1995-97)	9
Eric Sloan (1997-99)	9
Sherrod Martin (2004-08)	9
Terence Moore (2005-08)	9

INTERCEPTION RETURN YARDS

Player	Ret	Yds
1. Ronnie Shelley (1967-69)	29	492
2. Sherman Wilkinson (1977-80)	12	328
3. Rayshun Reed (1999-2003)	11	287
4. Jack Smith (1969-70)	13	254
5. Tony Myrick (1971-74)	12	240
6. Donnie Arnold (1980-83)	16	237
7. Jimmy McClain (1998-2001)	4	219
8. Clifford Ivory (1995-97)	9	207
9. Eric Sloan (1997-99)	9	199
10. Harris Spencer (1977-80)	8	196
11. Doug Mims (1987-89)	13	188
12. Derrick Ansley (2000-04)	19	181
13. Cliff Shamburger (1993-96)	6	156
14. Shane Black (1993-96)	5	151
15. Roderick Young (1982-84)	7	149
16. Darwin Fowler (1969-70)	6	144
17. Tyrone Ferguson (1974,76-77)	16	136
18. Richard Young (1992-95)	9	131
19. Demetric Shipman (1993-96)	11	127
20. Brynden Trawick (2011-12)	3	123

INTERCEPTION RETURN TOUCHDOWNS

Player	Ret	TD
1. Rayshun Reed (1999-2003)	11	3
2. Jack Smith (1969-70)	13	2
Junior Haynes (1985-86)	2	2
Doug Mims (1987-89)	13	2
Clifford Ivory (1995-97)	9	2
Jimmy McClain (1998-2001)	4	2
Derrick Ansley (2000-04)	19	2
Boris Lee (2006-08)	8	2
9. 40 Players		1

TOTAL TACKLES

Player	Solo	Ast	Total
1. Gerrick Pimienta (1985-88)	307	256	563
2. Robert Bradley (1982-85)	257	208	465
3. Anthony Rabb (1996-99)	235	172	407
4. Naazir Yamini (1999-2002)	221	153	374
5. Boris Lee (2006-08)	203	146	349
6. Bryan Hubbard (1985-88)	192	152	344
7. Steve Stringfellow (1978-81)	156	182	338

8. Charles Pickett (1974-76)	191	143	334
9. Rick Maxey (1974-77)	200	133	333
10. Jimmy McClain (1998-2001)	191	134	325
11. Tim Tucker (1975-78)	169	142	311
12. Stewart Lowery (1981-84)	163	146	309
13. Derrick Ansley (2000-04)	169	135	304
14. Dennis Anderson (1971-73)	195	104	299
15. Charles Bush (1989-92)	183	113	296
16. Osi Umenyiora (1999-2002)	128	150	278
17. Bernard Davis (2001-05)	153	120	273
18. Freddie Thomas (1984-87)	153	119	272
19. Kenny Craik (1977-80)	139	132	271
20. Tony Myrick (1971-74)	139	120	259

UNASSISTED TACKLES

Player	Tackles
1. Gerrick Pimienta (1985-88)	307
2. Robert Bradley (1982-85)	257
3. Anthony Rabb (1996-99)	235
4. Naazir Yamini (1999-2002)	221
5. Boris Lee (2006-08)	203
6. Rick Maxey (1974-77)	200
7. Dennis Anderson (1971-73)	195
8. Bryan Hubbard (1985-88)	192
9. Charles Pickett (1974-76)	191
Jimmy McClain (1998-01)	191
11. Cedrick Brooks (1991-94)	185
12. Charles Bush (1989-92)	183
13. Derrick Ansley (2000-04)	169
Tim Tucker (1975-78)	168
15. Sherrod Martin (2004-08)	166
16. Stewart Lowery (1981-84)	163
17. Kanorris Davis (2009-12)	159
Michael Herbert (1985,88-90)	159
19. Laverne Johnson (2001-05)	158
20. Steve Stringfellow (1978-81)	156

ASSISTED TACKLES

Player	Tackles
1. Gerrick Pimienta (1985-88)	256
2. Robert Bradley (1982-85)	208
3. Steve Stringfellow (1978-81)	182
4. Anthony Rabb (1996-99)	172
5. Naazir Yamini (1999-2002)	153
6. Bryan Hubbard (1985-88)	152
7. Osi Umenyiora (1999-2002)	150
8. Boris Lee (2006-08)	146
Stewart Lowery (1981-84)	146
10. Charles Pickett (1974-76)	143
11. Tim Tucker (1975-78)	142
Al Lucas (1996-99)	140
13. Stacy Murry (1994-97)	138
14. Derrick Ansley (2000-04)	135
15. Jimmy McClain (1998-2001)	134
16. Rick Maxey (1974-77)	133
17. Kenny Craik (1977-80)	132
18. Bernard Davis (2001-05)	120
Tony Myrick (1971-74)	120
20. Freddie Thomas (1984-87)	119

TACKLES FOR LOSS

Player	TFL
1. DeMarcus Ware (2001-04)	55.0
2. Tyler Roberts (2012-15)	41.5
3. Osi Umenyiora (1999-2002)	38.5
4. Brandon Lang (2006-09)	38.0
5. Anthony Rabb (1996-99)	33.5
6. Tim Betts (1997-2000)	33.0
Al Lucas (1996-99)	33.0
8. Jonathan Massaquoi (2010-11)	32.0
9. Cameron Sheffield (2006-09)	29.5
10. Boris Lee (2006-09)	29.0
11. Kenny Mainor (2004-08)	27.0
Naazir Yamini (1999-2002)	27.0
13. Laverne Johnson (2001-05)	25.5

14.	Johnny Faulk (2001-05)	25.0
	Reggie Lowe (1994-97)	25.0
	Stacy Murry (1994-97)	25.0
	Antjuan Marsh (1989-92)	25.0
18.	Franklin Lloyd (2003-06)	24.0
	Pratt Lyons (1995-96)	24.0
20.	Vernon Marable (1998-2001)	23.0

YARDS FROM TACKLES FOR LOSS

Player	TFL	Yds
1. DeMarcus Ware (2001-04)	55.0	250
2. Brandon Lang (2006-09)	38.0	219
3. Tyler Roberts (2012-15)	41.5	188
4. Osi Umenyiora (1999-2002)	38.5	168
5. Jonathan Massaquoi (2010-11)	32.0	167
6. Reggie Lowe (1994-97)	25.0	148
7. Anthony Rabb (1996-99)	33.5	147
8. Jimmy McClain (1998-2001)	15.5	141
9. Kenny Mainor (2004-08)	27.0	129
10. Cameron Sheffield (2006-09)	28.5	127
11. Tim Betts (1997-2000)	33.0	122
12. Al Lucas (1996-99)	33.0	117
13. Boris Lee (2006-09)	29.0	109
14. Shawn Todd (2004-07)	19.0	108
15. Naazir Yamini (1999-2002)	27.0	106
16. Antjuan Marsh (1989-92)	25.0	104
17. Marcus Spriggs (1997-98)	22.0	96
18. Vernon Marable (1998-2001)	23.0	92
19. Nick Colbert (1997-2000)	19.0	87
20. Torre Lankford (2001-05)	20.5	86



DeMarcus Ware is Troy's all-time leader in tackles for loss, tackles for loss yardage; ranks fifth in sacks and second in sacks yardage

QUARTERBACK SACKS

	Player	Sacks
1.	Charles Pickett (1974-76)	43.0
2.	Kenny Craik (1977-80)	31.0
3.	Reggie Lowe (1994-97)	28.0
4.	DeMarcus Ware (2001-04)	27.5
	Antjuan Marsh (1989-92)	27.5
6.	Gary Bradshaw (1980-83)	26.0
	Rick Maxey (1974-77)	26.0
8.	Brandon Lang (2006-09)	24.0
	Osi Umenyiora (1999-2002)	24.0
	Pratt Lyons (1995-96)	24.0
11.	Jesse Wallace (1977-80)	23.0
12.	Tyler Roberts (2012-15)	19.5
13.	Jonathon Massaquoi (2010-11)	19.0
15.	Mike Richardson (1978-81)	18.0
16.	David Summerall (1987-89)	17.5
17.	Ralph Sanders (1974-76)	17.0
18.	Andrew Wright (1985-87)	15.5
18.	Eric James (1993-94)	15.0
	Jim Hall (1980-82)	15.0
20.	Cameron Sheffield (2006-09)	14.5
	Stacy Murry (1994-97)	14.5
	Willie Collins (1981-84)	14.5

YARDS FROM QUARTERBACK SACKS

	Player	Sacks	Yds
1.	Reggie Lowe (1994-97)	28.0	201
2.	DeMarcus Ware (2001-04)	27.5	198
3.	Brandon Lang (2006-09)	24.0	173
4.	Pratt Lyons (1995-96)	24.0	148
5.	Osi Umenyiora (1999-2002)	24.0	140
6.	Jonathan Massaquoi (2010-11)	19.0	132
7.	Tyler Roberts (2012-15)	19.5	119
8.	Eric James (1993-94)	15.0	106
9.	Anthony Rabb (1996-99)	8.5	92
10.	Stacy Murry (1994-97)	14.5	91
11.	Charles Pickett (1974-76)	43.0	87
12.	Byron Powell (1992-94)	14.0	86
13.	Cameron Sheffield (2006-09)	15.0	78
	Shawn Todd (2004-07)	9.0	78
15.	Torre Lankford (2001-05)	13.0	76
	Naazir Yamini (1999-2002)	11.5	76
17.	Al Lucas (1996-99)	11.5	74
18.	Vernon Marable (1998-2001)	11.5	72
19.	Kenny Mainor (2004-08)	27.5	71
20.	Aaron Fields (1998-99)	8.0	67

ALL-PURPOSE YARDS

	Yrs	Off/Def	KOR	PR	Tot
1. Jerrel Jernigan	2007-10	4033	1580	372	5985
2. Perry Griggs	1973-76	2234	1375	470	4079
3. Danny Grant	1966-69	2915	648	317	3880
4. Leodis McKelvin	2004-07	56	2346	1471	3873
5. Chandler Worthly	2011-14	1943	1919	-	3862
6. Shawn Southward	2009-12	3717	132	-	3849
7. Arrid Gregory	1993-96	2714	1124	-	3838
8. DeWhitt Bettersen	2001-04	3501	151	-	3652
9. Titus Dixon	1985-88	1843	1798	-	3641
10. DuJuan Harris	2007-10	3200	278	18	3496
11. Carl Smith	1980-83	1122	1300	852	3274
12. Ted Horstead	1983-86	3009	7	-	3016
13. Jimmie Haywood	1982-85	1817	1186	-	3003
14. Demontray Carter	2000-01	2113	726	-2	2837
15. Heyward Skipper	1999-02	1871	333	577	2781
16. Eddie Coleman	1990-92	2585	192	-	2777
17. Eric Thomas	2010-13	2655	15	-	2671
18. Robert Kilow	1991-94	1671	-	987	2658
19. Mareno Philyaw	1996-99	1749	788	-	2537
20. Mike Turk	1984-87	2533	-	-	2533

ALL-PURPOSE YARDS/GAME (min 1000 yards)

	Yrs	Off/Def	KOR	PR	Tot
1. Demontray Carter	2000-01	2113	726	-2	131.6
2. Jerrel Jernigan	2007-10	4033	1580	372	119.7
3. Virgil Seay	1978-79	765	466	783	106.0
4. Perry Griggs	1973-76	2234	1375	470	102.0
5. Orlando Parker	1993	1015	294	-	93.5
6. Jonathan Carter	1998-2000	1005	306	-	93.1
7. Danny Grant	1966-69	2915	648	317	92.4
8. William Covington	1991-92	810	694	479	90.1
9. Teddy Ruben	2014-15	1112	768	270	89.6
10. Arrid Gregory	1993-96	2714	1124	-	89.3
12. Eddie Coleman	1990-92	2585	192	-	86.8
12. Titus Dixon	1985-88	1843	1798	-	86.7
13. Johnny Grimes	1971-73	1717	754	-	85.2
14. Chandler Worthly	2011-14	1943	1919	-	82.2
15. DeWhitt Bettersen	2001-04	3501	151	-	81.2
16. Leodis McKelvin	2004-07	56	2346	1471	80.7
17. Carl Smith	1980-83	1122	1300	852	79.9
18. Derrick Moore	1989-90	1157	399	-	77.8
19. Heyward Skipper	1999-02	1871	333	577	77.5
20. Ted Horstead	1983-86	3009	7	-	77.3
Sullivan Walker	1975-77	2090	224	4	77.3

RUSHING YARDS

Year	Player	Rushes	Yards
2015	Brandon Burks	201	1005
2014	Brandon Burks	96	597
2013	Brandon Burks	134	675
2012	Shawn Southward	194	1012
2011	Shawn Southward	123	556
2010	Shawn Southward	115	643
2009	Shawn Southward	110	602
2008	DuJuan Harris	210	1077
2007	Kenny Cattouse	133	791
2006	Kenny Cattouse	168	837
2005	Joel Whinghter	95	531
2004	DeWhitt Betterson	256	1286
2003	DeWhitt Betterson	244	1161
2002	LeBarron Black	210	757
2001	Demontray Carter	160	801
2000	Demontray Carter	148	865
1999	Phillip Jones	159	831
1998	Wayne Thomas	75	435
1997	Joe Jackson	128	622
1996	Arrid Gregory	212	1337
1995	Ted Yarbrough	152	860
1994	Derrick Washington	73	654
1993	Ted Yarbrough	95	569
1992	Eddie Coleman	160	1044
1991	Eddie Coleman	176	821
1990	Derrick Moore	148	748
1989	Tony Jackson	109	521
1988	Tony Jackson	101	481
1987	Tony Jackson	176	938
1986	Eddie Brundidge	200	987
1985	Ted Horstead	189	840
1984	Ted Horstead	238	1123
1983	Jimmie Haywood	120	661
1982	Dwayne Thompson	92	594
1981	Larry Mason	82	462
1980	Willie Tullis	102	450
1979	John Anthony	104	505
1978	Boyd Grant	166	820
1977	Ron Daniels	134	719
1976	Sullivan Walker	144	786
1975	Sullivan Walker	75	457
1974	Richard Basset	104	631
1973	Johnny Grimes	157	645
1972	Johnny Grimes	136	587

1971	Cliff Dunham	125	477
1970	Bill Ragle	125	399
1969	J.A. Williams	106	391
1968	Cecil Barber	167	724
1967	Jeff Cotton	117	499

PASSING YARDS

Year	Player	Yards
2015	Brandon Silvers	2378
2014	Brandon Silvers	1836
2013	Corey Robinson	3219
2012	Corey Robinson	3121
2011	Corey Robinson	3411
2010	Corey Robinson	3726
2009	Levi Brown	4254
2008	Levi Brown	2030
2007	Omar Haugabook	2975
2006	Omar Haugabook	2401
2005	Carl Meadows	974
2004	Aaron Leak	756
2003	Aaron Leak	1427
2002	Hansell Bearden	1462
2001	Brock Nutter	2098
2000	Brock Nutter	1999
1999	Brock Nutter	2259
1998	Brock Nutter	1435
1997	Adam Russell	918
1996	Stan Davis	1461
1995	Jeremy Rowell	1125
1994	Jeremy Rowell	2091
1993	Kelvin Simmons	2924
1992	Kelvin Simmons	1076
1991	Brad Stevens	1013
1990	Steve Summers	881
1989	Steve Summers	356
1988	Bob Godsey	965
1987	Mike Turk	1460
1986	Mike Turk	1059
1985	Mike Turk	666
1984	Mike Turk	989
1983	Carey Christensen	902
1982	John McKinnon	847
1981	Doug Brown	759
1980	Willie Tullis	1880
1979	Willie Tullis	1158
1978	Eddie Rohrbaugh	565

1977	Phillip Brazell	1475
1976	Gerald Collins	783
1975	Bobby Lee	1378
1974	Bobby Lee	1478
1973	Ken McLain	1181
1972	Harold Hogan	495
1971	Ken McLain	559
1970	Al Head	2543
1969	Lionel Rainey	838
1968	Sim Byrd	3569
1967	Sim Byrd	2457
1966	Sim Byrd	1593

RECEIVING YARDS

Year	Player	Rec	Yards
2015	Teddy Ruben	63	879
2014	Bryan Holmes	34	474
2013	Eric Thomas	66	993
2012	Chip Reeves	65	1050
2011	Eric Thomas	67	875
2010	Jerrel Jernigan	84	822
2009	Jerrel Jernigan	71	1101
2008	Jerrel Jernigan	77	868
2007	Gary Banks	61	698
2006	Gary Banks	68	603
2005	Smokey Hampton	39	582
2004	Jason Samples	38	687
2003	Jason Samples	48	620
2002	Jason Samples	45	552
2001	Heyward Skipper	60	995
2000	Jonathan Carter	44	737
1999	Mareno Philyaw	37	708
1998	Jeff Hammond	21	245
1997	Callarius Williams	22	266
1996	Ryan Pearson	19	229
1995	Jeff Hammond	19	353
1994	Maurice Stringer	27	283
1993	Robert Kilow	43	629
1992	Robert Kilow	56	933
1991	Lance Sasser	20	339
1990	William Covington	26	393
1989	Julius Pittman	26	503
1988	Jeff Hall	20	266
1987	Titus Dixon	19	248
1986	Greg Harris	41	654
1985	Greg Harris	39	692
1984	Greg Harris	20	228
1983	Titus Dixon	20	327
1982	Rufus Cox	56	1169
1981	Carl Smith	35	685
1980	Carl Smith	17	298
1979	Kelvin Murdock	42	634
1978	Kelvin Murdock	33	837
1977	Kelvin Murdock	33	653
1976	Ted Suttle	18	204
1975	Charlie Smoke	24	404
1974	Perry Griggs	24	486
1973	Perry Griggs	24	380
1972	Perry Griggs	32	611
1971	Perry Griggs	30	498
1970	Mike Culbertson	38	597
1969	Mike Culbertson	25	395
1968	Vince Green	60	1030
1967	Vince Green	43	712
1966	Danny Grant	72	1002
1965	Danny Grant	51	721
1964	Jim Hendrick	51	610

TOTAL OFFENSE YARDS

Year	Player	Yards
2015	Brandon Silvers	2419
2014	Brandon Silvers	2032
2013	Corey Robinson	3108
2012	Corey Robinson	3074
2011	Corey Robinson	3333
2010	Corey Robinson	3626
2009	Levi Brown	4261
2008	Levi Brown	2047



Brandon Silvers has led the Trojans in passing yards in each of the past two seasons; he would become the fifth in school history to do so in three straight years



Chandler Worthy led the Trojans in kickoff returns in three of his four seasons & all-purpose yards twice

2007	Omar Haugabook	3592
2006	Omar Haugabook	2714
2005	Carl Meadows	873
2004	DeWhitt Betterson	1286
2003	Aaron Leak	1635
2002	Hansell Bearden	1673
2001	Brock Nutter	1895
2000	Brock Nutter	1905
1999	Brock Nutter	1921
1998	Brock Nutter	1526
1997	Adam Russell	821
1996	Stan Davis	1830
1995	Jeremy Rowell	1509
1994	Jeremy Rowell	2670
1993	Kelvin Simmons	3250
1992	Kelvin Simmons	1770
1991	Brad Stevens	1272
1990	Steve Summers	835
1989	Bob Godsey	690
1987	Mike Turk	2390
1986	Mike Turk	1671
1985	Mike Turk	1101
1984	Mike Turk	1545
1983	Carey Christensen	1428
1982	John McKinnon	727
1981	Doug Brown	1144
1980	Willie Tullis	2330
1979	Willie Tullis	1506
1978	Boyd Grant	820
1977	Phillip Brazell	1580
1976	Gerald Collins	988
1975	Bobby Lee	1285
1974	Bobby Lee	1393
1973	Ken McLain	1153
1972	Harold Hogan	793
1971	Ken McLain	632
1970	Al Head	2289
1969	Lionel Rainey	1194
1968	Sim Byrd	3343
1967	Sim Byrd	2390
1966	Sim Byrd	1540

ALL-PURPOSE YARDS

Year	Player	Yards
2015	Teddy Ruben	1559
2014	Chandler Worthy	1187
2013	Brandon Burks	1044
2012	Shawn Southward	1374

2011	Chandler Worthy	953
2010	Jerrel Jernigan	2080
2009	Jerrel Jernigan	2264
2008	DuJuan Harris	1314
2007	Leodis McKelvin	1192
2006	Kenny Cattouse	956
2005	Leodis McKelvin	1031
2004	DeWhitt Betterson	1291
2003	DeWhitt Betterson	1324
2002	Heyward Skipper	855
2001	Demontray Carter	1448
2000	Demontray Carter	1389
1999	Mareno Philyaw	1117
1998	Mareno Philyaw	814
1997	Andy Swafford	1056
1996	Arrid Gregory	1825
1995	Ted Yarbrough	964
1994	Robert Kilow	1034
1993	Robert Kilow	1456
1992	Eddie Coleman	1308
1991	Eddie Coleman	889
1990	Derrick Moore	821
1989	Derrick Moore	735
1987	Titus Dixon	1625
1986	Greg Harris	1007
1985	Ted Horstead	887
1984	Rufus Cox	1307
1983	Carl Smith	1115
1982	Carl Smith	1272
1981	Carl Smith	729
1980	Kelvin Murdock	837
1979	Virgil Seay	1049
1978	Virgil Seay	965
1977	Sullivan Walker	913
1976	Perry Griggs	864
1975	Perry Griggs	949
1974	Perry Griggs	1585
1973	Johnny Grimes	1041
1972	Johnny Grimes	1105
1971	Cliff Dunham	579
1970	Vince Green	1108
1969	Vince Green	734
1968	Danny Grant	1518
1967	Danny Grant	1104
1966	Danny Grant	651

PUNT RETURN YARDS

Year	Player	Ret	Yards
2015	Teddy Ruben	16	221
2014	Teddy Ruben	5	49
2013	Bryan Holmes	5	103
2012	Justin Albert	18	141
2011	Justin Albert	28	230
2010	Jerrel Jernigan	23	306
2009	Cornelius Williams	28	110
2008	Jorrick Calvin	15	149
2007	Leodis McKelvin	25	436
2006	Leodis McKelvin	28	314
2005	Leodis McKelvin	33	417
2004	Leodis McKelvin	26	304
2003	Rayshun Reed	20	131
2002	Heyward Skipper	16	176
2001	Heyward Skipper	21	215
2000	Rayshun Reed	24	201
1999	Kovey Jones	14	78
1998	Eric Sloan	15	112
1997	Andy Swafford	32	322
1996	Maurice Stringer	31	128
1995	Maurice Stringer	32	362
1994	Maurice Stringer	21	119
1993	Maurice Stringer	18	245
1992	William Covington	23	318
1991	William Covington	26	161
1990	Julius Pittman	27	285
1989	Julius Pittman	14	91
1988	Kenny Edenfield	11	77
1987	Greg Harris	34	138
1986	Greg Harris	12	142
1985	Brad Sims	23	152
1984	Danny O'Toole	16	164
1983	Carl Smith	19	172
1982	Carl Smith	35	411
1981	Carl Smith	18	255
1980	Sherman Wilkinson	24	195
1979	Virgil Seay	25	457
1978	Virgil Seay	22	326
1977	Tyrone Ferguson	12	71
1976	Perry Griggs	16	64
1975	Perry Griggs	8	126
1974	Perry Griggs	10	280
1973	John Raburn	21	271
1972	John Raburn	13	184
1971	Tony Myrick	19	209
1970	Jack Smith	15	145
1969	Ronnie Shelley	20	282
1968	Ronnie Shelley	30	269
1967	Danny Grant	13	168

KICK RETURN YARDS

Year	Player	Ret	Yards
2015	Teddy Ruben	24	447
2014	Chandler Worthy	27	704
2013	Wilson Van Hooser	15	237
2012	Chandler Worthy	23	507
2011	Chandler Worthy	24	563
2010	Jerrel Jernigan	25	630
2009	Jerrel Jernigan	39	897
2008	Jorrick Calvin	27	693
2007	Leodis McKelvin	33	765
2006	Leodis McKelvin	27	634
2005	Leodis McKelvin	24	619
2004	Adrian Ghent	16	373
2003	Toris Rutledge	16	333
2002	Heyward Skipper	19	307
2001	Demontray Carter	17	455
2000	Jonathan Carter	10	286
1999	Mareno Philyaw	16	371
1998	Mareno Philyaw	16	432
1997	Andy Swafford	14	440
1996	Andy Swafford	21	368
1995	Arrid Gregory	11	319
1994	Arrid Gregory	18	511
1993	Robert Kilow	21	515
1992	William Covington	13	360

1991	William Covington	12	334
1990	Michael Ransaw	16	412
1989	Derrick Moore	19	361
1988	Titus Dixon	21	451
1987	Titus Dixon	29	747
1986	Titus Dixon	24	600
1985	Jimmie Haywood	19	334
1984	Jimmie Haywood	25	576
1983	Carl Smith	15	263
1982	Carl Smith	26	536
1981	Carl Smith	19	404
1980	Tony Brown	5	98
1979	Virgil Seay	8	151
1978	Virgil Seay	12	315
1977	Sullivan Walker	8	133
1976	Perry Griggs	15	293
1975	Perry Griggs	14	393
1974	Perry Griggs	26	531
1973	Johnny Grimes	13	307
1972	Johnny Grimes	9	309
1971	Terry Peebles	6	132
1970	Jack Smith	18	451
1969	Jack Smith	9	200
1968	Danny Grant	12	417
1967	Danny Grant	8	207

SCORING LEADERS

Year	Player	Points
2015	Jed Solomon	84
2014	Ryan Kay	60
2013	Jordan Chunn	84
2012	Will Scott	91
2011	Eric Thomas	54
2010	Michael Taylor	101
2009	Michael Taylor	76
2008	Sam Glusman	108
2007	Greg Whibbs	96
2006	Greg Whibbs	68
2005	Greg Whibbs	52
2004	Greg Whibbs	68
2003	DeWhitt Betterson	54
2002	Thomas Olmsted	54
2001	Demontray Carter	78
2000	Lawrence Tynes	88
1999	Lawrence Tynes	86
1998	Lawrence Tynes	64
1997	Steven Kelley	48
1996	Joe Jackson	102
1995	Ollie Quass	85
1994	Jeremy Rowell	90
1993	Jimmy Godwin	84
1992	Matt Stone	65
1991	Matt Stone	56
1990	Tony Lasseter	52
1989	Brian Wilson	17
1988	Brian Wilson	18
1987	Ted Clem	105
1986	Ted Clem	66
1985	Ted Clem	52
1984	Ted Clem	87
1983	Carey Christensen	54
1982	Don Van Wie	49
1981	Anthony Fowlkes	38
1980	Tank Summers	44
1980	Josh Anthony	44
1979	Rusty Adams	28
1978	Randy Yancey	44
1977	Sullivan Walker	60
1976	Randy Yancey	42
1975	Billy Dixon	36
1975	Larry Russell	36
1974	Perry Griggs	68
1973	Steve Williams	44
1972	Johnny Grimes	60
1971	Randy Hicks	34
1970	Vince Green	60
1969	Vince Green	54


TACKLES

Year	Player	Tkls
2015	Montres Kitchens	79
2014	Montres Kitchens	88
2013	Camren Hudson	81
2012	Kanorris Davis	83
	Brynden Trawick	83
2011	Brynden Trawick	123
2010	Xavier Lamb	91
2009	Boris Lee	88
2008	Boris Lee	108
2007	Boris Lee	82
2006	Brannon Condren	93
2005	Bernard Davis	75
2004	Bernard Davis	102
2003	Derrick Ansley	94
2002	Naazir Yamini	118
2001	Corey Sears	111
2000	Naazir Yamini	129
1999	Anthony Rabb	172
1998	Anthony Rabb	102
1997	Anthony Rabb	115
1996	Willie Smith	104
1995	Pratt Lyons	88
1994	Duwan Walker	78
1993	Cedrick Brooks	97
1992	Cedrick Brooks	73
1991	Charles Bush	128
1990	Michael Herbert	96
1989	Michael Herbert	95
1988	Gerrick Pimienta	110
1987	Gerrick Pimienta	198
1986	Gerrick Pimienta	131
1985	Robert Bradley	149
1984	Robert Bradley	135
1983	Robert Bradley	141
1982	Gabriel Thomas	108
1981	Steve Reese	87
1980	Steve Stringfellow	113
1979	Steve Stringfellow	108
1978	Tim Tucker	118
1977	Rick Maxey	93
1976	Charles Pickett	107
1975	Rick Maxey	119
1974	Charles Pickett	111
1973	Dennis Anderson	151
1972	Wade Brantley	127
1971	Greg Wright	104

INTERCEPTIONS

Year	Player	Int
2015	LaMarcus Farmer	3
2014	Montres Kitchens	6
2013	Camren Hudson	2
2012	Brynden Trawick	3
2011	Jimmie Anderson	2

	Barry Valcin	2
	LaDarrius Madden	2
2010	LaDarrius Madden	3
2009	Bryan Willis	4
2008	Terence Moore	6
2007	Elbert Mack	8
2006	Boris Lee	3
2005	Johnny Faulk	2
	Sherrod Martin	2
2004	Johnny Faulk	5
	Derrick Ansley	5
2003	Derrick Ansley	9
2002	Johnny Faulk	2
	David Philyaw	2
	Derrick Ansley	2
2001	Rayshun Reed	6
2000	Antonio Thompson	5
1999	Chris Archie	7
1998	Eric Sloan	7
1997	Clifford Ivory	7
1996	Demetric Shipman	5
1995	Richard Young	3
1994	Cedrick Brooks	6
1993	Barron Owes	4
1992	Cedrick Brooks	5
1991	Leonard Wheeler	5
1990	Rodney Singleton	2
1989	Phyl Brown	2
	Charles Bush	2
1988	Doug Mims	8
1987	Al Harris	3
	Doug Parris	3
1986	Phyl Brown	5
	Freddie Thomas	5
1985	Mike Haynes	5
1984	Mike Haynes	6
1983	Roderick Young	3
	Donnie Arnold	3
1982	Donnie Arnold	7
1981	Donnie Arnold	6
1980	Sherman Wilkinson	6
1979	Sherman Wilkinson	4
	Pat Mathews	4
1978	Six Players	2
1977	Jerome Crowe	5
1976	Tyrone Ferguson	8
1975	Tommy Groce	3
1974	Tyrone Ferguson	6
1973	Tony Myrick	3
1972	Terry Peebles	3
1971	Tony Myrick	2
1970	Jack Smith	8
1969	David Cooper	7
1968	Ronnie Shelley	15
1967	Ronnie Shelley	8



Ryan Kay led the Trojans in scoring (60) as a sophomore in 2014

THE TROJAN WALL

3

NATIONAL CHAMPIONSHIPS

8

SUPER BOWL CHAMPIONS

17

POSTSEASON APPEARANCES

20

CONFERENCE CHAMPIONSHIPS

36

ALL-AMERICANS

#REBUILDTHEWALL





AUSTIN PEAY
SEPTEMBER 3



CLEMSON
SEPTEMBER 10



SOUTHERN MISS
SEPTEMBER 17



NEW MEXICO STATE *
SEPTEMBER 24



IDAHO *
OCTOBER 1



GEORGIA STATE *
OCTOBER 15 - HOMECOMING



SOUTH ALABAMA *
OCTOBER 20



UMASS
NOVEMBER 5



APPALACHIAN STATE *
NOVEMBER 12



ARKANSAS STATE *
NOVEMBER 17



TEXAS STATE *
NOVEMBER 26



GEORGIA SOUTHERN *
DECEMBER 3

HOME GAMES IN CARDINAL

* SUN BELT CONFERENCE