

ANNUAL RECORDS

COLONIAL ATHLETIC ASSOCIATION

Season	W-L	Pct.	Conference	Coach	Captains	Highlights/Notes
2022-23	21-12	.636	12-6 (T-3rd)	Pat Skerry	Jason Gibson, Nicolas Timberlake, Charles Thompson, Cam Holden	CAA Tournament Semifinals
2021-22	25-9	.735	15-3 (T-1st)	Pat Skerry	--	CAA regular season co-champion, NIT berth
2020-21	4-14	.222	3-9 (9th)	Pat Skerry	Juwan Gray	COVID-19 pandemic season
2019-20	19-13	.593	12-6 (3rd)	Pat Skerry	--	Won seven straight games in January
2018-19	10-22	.312	6-12 (9th)	Pat Skerry	--	
2017-18	18-14	.562	8-10 (5th)	Pat Skerry	--	Won Belfast Classic & Gulf Coast Showcase
2016-17	20-13	.606	11-7 (3rd)	Pat Skerry	Arnaud William Adala-Moto, John Davis	CAA Tournament Semifinals
2015-16	20-13	.606	11-7 (T-3rd)	Pat Skerry	--	Vegas 16 Tournament
2014-15	12-20	.375	5-13 (9th)	Pat Skerry	--	
2013-14	25-11	.695	13-3 (2nd)	Pat Skerry	--	Set Division I program record for wins
2012-13	18-13	.581	13-5, (2nd)	Pat Skerry	--	Set NCAA single-season turnaround record
2011-12	1-31	.031	1-17, (12th)	Pat Skerry	--	
2010-11	4-26	.133	0-18, (12th)	Pat Kennedy	Brian Morris	
2009-10	10-21	.323	6-12, (8th)	Pat Kennedy	Brian Morris, Josh Thornton, Calvin Lee	CAA Tournament Quarterfinals
2008-09	12-22	.353	5-13, (10th)	Pat Kennedy	Junior Hairston, Tim Crossin, Rocky Coleman	CAA Tournament Semifinals
2007-08	13-18	.419	7-11, (9th)	Pat Kennedy	Jonathan Pease, Sean Raboin, C.C Williams	CAA Tournament Quarterfinals
2006-07	15-17	.469	8-10, (7th)	Pat Kennedy	Gary Neal, Dennard Abraham	CAA Tournament Quarterfinals
2005-06	12-16	.429	8-10, (7th)	Pat Kennedy	Lawrence Hamm	
2004-05	6-23	.207	2-16, (9th)	Pat Kennedy	Lawrence Hamm	
2003-04	8-21	.276	4-14, (8th)	Michael Hunt	Lawrence Hamm	CAA Tournament Quarterfinals
2002-03	4-24	.143	1-17, (10th)	Michael Hunt	Lawrence Hamm	
2001-02	11-18	.379	7-11, (6th)	Michael Hunt	Mike Shin, Sam Sutton, Kerry Augustus	

AMERICA EAST

Season	W-L	Pct.	Conference	Coach	Captains	Highlights/Notes
2000-01	12-17	.414	7-11, (8th)	Mike Jaskulski	Brian Barber, Sam Sutton	
1999-00	11-17	.393	7-11, (6th)	Mike Jaskulski	Raul dePablo, Torin Ragin	
1998-99	6-22	.214	4-14, (9th)	Mike Jaskulski	Raul dePablo, Torin Ragin, Alphonso Hawes	
1997-98	8-20	.286	4-14, (9th)	Mike Jaskulski	Ralph Biggs	
1996-97	9-19	.321	5-13, (9th)	Terry Truax	Michael Keyes, Florian Schneider	
1995-96	16-12	.571	11-7, (3rd)	Terry Truax	Scooter Alexander, Ralph Blalock	America East Semi-Finalists

BIG SOUTH CONFERENCE

Season	W-L	Pct.	Conference	Coach	Captains	Highlights/Notes
1994-95	12-15	.444	6-10, (7th)	Terry Truax	Jason Crump, Ralph Blalock	Wins over West Virginia, Louisville
1993-94	21-9	.700	15-3, (1st)	Terry Truax	John James, Matt Campbell	Big South Regular Season Champs
1992-93	18-9	.667	14-2, (1st)	Terry Truax	Devin Boyd, William Griffin, Larry Brown, Craig Valentine	Big South Regular Season Champs

EAST COAST CONFERENCE

Season	W-L	Pct.	Conference	Coach	Captains	Highlights/Notes
1991-92	17-13	.567	9-3, (2nd)	Terry Truax	Devin Boyd, Chuck Lightening	East Coast Conference Champions
1990-91	19-11	.633	10-2, (1st)	Terry Truax	Devin Boyd, Lewis Waller	East Coast Conf. Champs; NCAA Tour.
1989-90	18-13	.581	8-6, (1st)	Terry Truax	Kennell Jones, Kurk Lee, Kelly Williamson	East Coast Conf. Champs; NCAA Tour.
1988-89	19-10	.655	10-4, (2nd)	Terry Truax	John Bays, Stephen Dorsey	East Coast Conference Semi-Finalists
1987-88	14-16	.467	4-10, (7th)	Terry Truax	Marty Johnson, Michael Fink	East Coast Conference Runners-Up
1986-87	14-16	.467	5-9, (6th)	Terry Truax	Bill Leonard, Roddy Kirk	East Coast Conference Runners-Up
1985-86	8-20	.286	5-9, (6th)	Terry Truax	Bill Leonard, Greg McClinton	
1984-85	7-21	.250	5-9, (7th)	Terry Truax	Glenn Dieter	
1983-84	10-19	.345	5-11, (7th)	Terry Truax	Donald Jones, Tom Speicher	
1982-83	7-21	.250	2-7, (5th)	Vince Angotti	Mark Cooley, Tom Speicher	

ECAC METRO SOUTH CONFERENCE

Season	W-L	Pct.	Conference	Coach	Captains	Highlights/Notes
1981-82	10-17	.371	-----	Vince Angotti	Tony Odrick, Tom Speicher	
1980-81	13-14	.481	-----	Vince Angotti	Joe Miller	
1979-80	10-16	.385	-----	Vince Angotti	Michael Dukes	

DIVISION II - MASON-DIXON CONFERENCE

Season	W-L	Pct.	Conference	Coach	Captains	Highlights/Notes
1978-79	5-21	.192	-----	Mike Radabaugh	Mike Dukes, Lloyd Jones	
1977-78	26-4	.867	10-0, (1st)	Vince Angotti	Bobby Washington, Brian Matthews	Mason-Dixon Champs; NCAA Regionals Runner-Up
1976-77	27-3	.900	10-0, (1st)	Vince Angotti	Pat McKinley, Pat Britton	NCAA Regional Champs; No. 1 in Division II
1975-76	19-10	.655	8-6, (4th)	Vince Angotti	Pat McKinley, Ray Tannahill	
1974-75	14-11	.560	7-7, (5th)	Vince Angotti	Gus Jones, Ray Tannahill	
1973-74	15-11	.577	4-7, (7th)	Vince Angotti	Larry Witherspoon, Walt Meyers	
1972-73	17-10	.630	6-6, (4th)	Vince Angotti	Steve Feldman, Chuck Blue	
1971-72	15-10	.600	5-4, (4th)	Vince Angotti	Mel Land	
1970-71	8-16	.333	6-7, (6th)	Vince Angotti		
1969-70	16-9	.640	5-8, (6th)	Vince Angotti		
1968-1969	14-8	.636	7-4, (4th)	Vince Angotti		
1967-1968	11-8	.579	7-6, (5th)	Vince Angotti		
1966-1967	9-9	.500	6-5, (4th)	Vince Angotti		
1965-1966	4-13	.235	3-9, (7th)	Ross Sachs		
1964-1965	8-7	.533	4-7, (6th)	Ross Sachs		
1963-1964	1-15	.006	0-14, (10th)	Ross Sachs		
1962-1963	1-15	.006	0-13, (10th)	Earl Killian		
1961-1962	1-15	.006	0-12, (10th)	Earl Killian		
1960-1961	3-12	.200	1-10, (10th)	Earl Killian		
1959-1960	3-17	.150	1-15, (10th)	Earl Killian		
1958-1959	1-17	.006	0-15, (10th)	Earl Killian		

INDIVIDUAL RECORDS

POINTS

Game: 51, Larry Witherspoon, at American, 1973
 Half 30, Zane Martin, vs. Elon, 2018
 Overtime: 19, Devin Boyd, at UMBC, 1993
 Season: 810, Gary Neal, 2006-07
 Career: 2,000, Devin Boyd, 1988-93

FIELD GOALS ATTEMPTED

Game: 38, Larry Witherspoon at American, 1973
 Season: 599, Kurk Lee, 1989-90
 Career: 1,637 Pat McKinley, 1973-77

FIELD GOALS MADE

Game: 24, Larry Witherspoon, at American, 1973
 Cons. FGs Made: 14, Marc Boyle, 2 games. 1989
 Season: 299, Larry Witherspoon, 1972-73
 Career: 811, Pat McKinley, 1973-77

FIELD GOALS PERCENTAGE

Game: 1.000 (11-11) Michael Fink, at Drexel, 1986
1.000 (10-10) Chuck Lightening, at Hofstra, 1991
 Season (150 FGA): .589, Kennell Jones, 1988-89
 Career: .583 (211-362) Kennell Jones, 1988-90

FREE THROWS ATTEMPTED

Game: 26, Devin Boyd, at UMBC, 1993
 Season: 293, Jerrelle Benimon, 2013-14
 Career: 859, Devin Boyd, 1988-93

FREE THROWS MADE

Game: 22, Devin Boyd, at UMBC, 1993
 Consecutive FTs Made: 37, Kurk Lee, 1988-89
 Season: 214, Devin Boyd, 1992-93
 Career: 685, Devin Boyd, 1988-93



Marc Boyle connected on 14 consecutive field goal attempts in the 1988-89 season.

FREE THROW PERCENTAGE

Game: 1.000 (15-15) Devin Boyd, at Howard, 1990
1.000 (13-13) Four McGlynn, at UMBC, 2014
 Season (75 FTA): .917 (122-133) Four McGlynn, 2014-15
 Career: .915 (216-236) Four McGlynn, 2013-15

3-POINT FG ATTEMPTS

Game: 18, Kurk Lee, vs. North Carolina, 1988
 Season: 278, Gary Neal, 2006-07
 Career: 614, Nicolas Timberlake, 2018-23

3-POINT FG MADE

Game: 8, Gary Neal vs. Georgia State, 2007
 Consecutive 3FG's Made: 7, Raul dePablo, 2000
 Season: 93, Gary Neal, 2006-07
 Career: 233, Nicolas Timberlake, 2018-23

3-POINT FG PERCENTAGE

Game (5): 1.000 (6-6) Raul de Pablo at Del., 2000
 Season: .538 (71-132), John Bays, 1988-89
 Career: .515 (88-171), John Bays, 1985-89

REBOUNDS

Game: 30, Pat McKinley, vs. Roanoke, 1975
 Season: 404, Jerrelle Benimon, 2013-14
 Career: 1,421, Pat McKinley, 1973-77

ASSISTS

Game: 14, C.C. Williams vs. Georgia State, 2007
 Season: 152, Roger Dickens, 1977-78
 Career: 438, Devin Boyd, 1988-93

BLOCKED SHOTS

Game: 9, Pat McKinley, vs. St. Thos. Aquinas, 1976
 Season: 86, Pat McKinley, 1976-77
 Career: 244, John James, 1990-94

STEALS

Game: 11, Marty Johnson, vs. Bucknell, 1988
 Season: 124, Marty Johnson, 1988
 Career: 269, Brian Matthews, 1974-78

TURNOVERS

Game: 12, Kris Walden, vs. Belmont, 2011
 Season: 150, Brian Allen, 2001-02
 Career: 378, Devin Boyd, 1988-93

PERSONAL FOULS

Season: 118, Nakey Sanders, 2018-19
 Career: 317, Steffan Bunsavage, 1982-86

MOST DISQUALIFICATIONS


Season: 11, Greg McClinton, 1985-86
 Career: 21, Steffan Bunsavage, 1982-86

SCORING AVERAGE

Season: 26.0 (805 pts., 31 G) Kurk Lee, 1989-90
 Career: 25.7 (1,541 pts., 60 G) Kurk Lee, 1988-90

REBOUNDING AVERAGE

Season: 18.0 (396, 22 games) Dan Roberts, 1968-69
 Career: 18.0 (396, 22 games) Dan Roberts, 1968-69



C.C. Williams set the Tigers' single game record with 14 assists against Georgia State in 2007.

POINTS BY FRESHMAN

Game: 27, Devin Boyd vs. Gettysburg, 1988
 Season: 443, Scooter Alexander, 1991-92

POINTS BY SOPHOMORE

Game: 35, Zane Martin, vs. William & Mary, 2018
 Season: 635, Zane Martin, 2017-18

POINTS BY JUNIOR

Game: 51, Larry Witherspoon, at American, 1973
 Season: 736, Kurk Lee, 1988-89

POINTS BY SENIOR

Game: 46, Devin Boyd, at UMBC, 1993
 Season: 810, Gary Neal, 2006-07

GAMES PLAYED

Season: 36, Walter Foster, 2013-14
36, Timajh Parker-Rivera, 2013-14
36, Rafriel Guthrie, 2013-14
36, Jerrelle Benimon, 2013-14
36, Marcus Damas, 2013-14
36, Mike Burwell, 2013-14
36, Four McGlynn, 2013-14
 Career: 122, Nicolas Timberlake, 2018-23

GAMES STARTED

Season: 36, Timajh Parker-Rivera, 2013-14
36, Marcus Damas, 2013-14
36, Mike Burwell, 2013-14
36, Jerrelle Benimon, 2013-14
 Career: 113, Devin Boyd, 1988-93

MINUTES PLAYED

Game: 48 Jerrelle Benimon vs. William & Mary, 2013
 Season: 1,307, Jerrelle Benimon, 2013-14
 Cons. Minutes Played: 201, Brian Allen, 2002
 Career: 3,877, Bill Leonard, 1983-87

INDIVIDUAL SINGLE-SEASON RECORDS

POINTS

1. Gary Neal (2006-07) _____	810
2. Kurk Lee (1989-90) _____	805
3. Kurk Lee (1988-89) _____	736
4. Terrance Jacobs (1991-92) _____	692
5. Larry Witherspoon (1972-73) _____	687
6. Jerrelle Benimon (2013-14) _____	673
7. Zane Martin (2017-18) _____	635
8. Devin Boyd (1992-93) _____	622
9. Nicolas Timberlake (2022-23) _____	584
10. Brian Matthews (1977-78) _____	565

SCORING AVERAGE

1. Gary Neal (2005-06) _____	26.1
2. Kurk Lee (1989-90) _____	26.0
3. Kurk Lee (1988-89) _____	25.4
Larry Witherspoon (1972-73) _____	25.4
5. Gary Neal (2006-07) _____	25.3
6. Dan Roberts (1968-69) _____	25.1
7. Terrance Jacobs (1991-92) _____	23.1
8. Devin Boyd (1992-93) _____	23.0
9. Dave Possinger (1965-66) _____	21.3
10. Larry Witherspoon (1973-74) _____	21.2
Fred Arnold (1959-60) _____	21.2

FIELD GOALS ATTEMPTED

1. Gary Neal (2006-07) _____	599
Kurk Lee (1989-90) _____	599
3. Larry Witherspoon (1972-73) _____	586
4. Kurk Lee (1988-89) _____	559
5. Roger Dickens (1977-78) _____	552
6. Larry Witherspoon (1973-74) _____	527
7. Zane Martin (2017-18) _____	493
8. Chuck Lightning (1991-92) _____	489
9. Roger Dickens (1976-77) _____	486
10. Terrance Jacobs (1991-92) _____	481

FIELD GOALS MADE

1. Larry Witherspoon (1972-73) _____	299
2. Kurk Lee (1989-90) _____	285
3. Gary Neal (2006-07) _____	267
4. Larry Witherspoon (1973-74) _____	248
5. Kurk Lee (1988-89) _____	243
6. Terrance Jacobs (1991-92) _____	238
7. Brian Matthews (1976-77) _____	233
8. Roger Dickens (1977-78) _____	231
9. Brian Matthews (1977-78) _____	227
10. Zane Martin (2017-18) _____	226
Pat McKinley (1975-76) _____	226

FIELD GOAL PERCENTAGE

1. Charles Thompson (2021-22) _____	.604
2. Kennell Jones (1988-89) _____	.589
3. Ralph Biggs (1994-95) _____	.585
4. Timajh Parker-Rivera (2012-16) _____	.577
5. Kennell Jones (1989-90) _____	.577
6. Lawrence Hamm (2005-06) _____	.574
7. Steffan Bunsavage (1985-86) _____	.570
8. Tony Odrick (1981-82) _____	.570
9. Erique Gumbs (2010-11) _____	.565
Charles Thompson (2022-23) _____	.565

THREE-POINTERS ATTEMPTED

1. Gary Neal (2006-07) _____	278
2. Kurk Lee (1988-89) _____	228
3. Josh Thornton (2008-09) _____	221
Nicolas Timberlake (2022-23) _____	221
5. Josh Thornton (2009-10) _____	197
6. Nicolas Timberlake (2021-22) _____	194
7. Kurk Lee (1989-90) _____	187
Zane Martin (2017-18) _____	187
9. Byron Hawkins (2015-16) _____	179
10. Brian Fobbs (2018-19) _____	177

THREE-POINTERS MADE

1. Gary Neal (2006-07) _____	93
2. Nicolas Timberlake (2022-23) _____	92
3. Josh Thornton (2008-09) _____	80
Kurk Lee (1988-89) _____	80
5. Nicolas Timberlake (2021-22) _____	78
6. Josh Thornton (2009-10) _____	77
7. Zane Martin (2017-18) _____	71
Four McGlynn (2013-14) _____	71
John Bays (1988-89) _____	71
10. Josh Thornton (2007-08) _____	67

THREE-POINT PERCENTAGE


1. John Bays (1988-89) _____	.538
2. Ralph Blalock (1994-95) _____	.436
3. Raul dePablo (1997-98) _____	.431
4. Jason Gibson (2021-22) _____	.429
Josh Thornton (2007-08) _____	.429
6. Josh Brown (2010-11) _____	.427
7. Raul dePablo (1999-00) _____	.420
8. Nicolas Timberlake (2022-23) _____	.416
9. Ralph Biggs (1997-98) _____	.415
10. Brian Allen (2000-01) _____	.413

FREE THROWS ATTEMPTED


1. Jerrelle Benimon (2013-14) _____	293
2. Devin Boyd (1992-93) _____	272
3. Terrance Jacobs (1991-92) _____	254
4. Devin Boyd (1990-91) _____	240
5. Robert Nwankwo (2011-12) _____	222
6. Gary Neal (2006-07) _____	219
7. A. William Adala-Moto (2016-17) _____	218
8. Kurk Lee (1989-90) _____	209
9. A. William Adala-Moto (2015-16) _____	208
10. Jerrelle Benimon (2012-13) _____	205

FREE THROWS MADE

1. Devin Boyd (1992-93) _____	214
2. Jerrelle Benimon (2013-14) _____	209
3. Devin Boyd (1990-91) _____	193
4. Terrance Jacobs (1991-92) _____	188
5. Gary Neal (2006-07) _____	183
6. Kurk Lee (1989-90) _____	172
7. Kurk Lee (1988-89) _____	170
8. A. William Adala-Moto (2016-17) _____	158
9. A. William Adala-Moto (2015-16) _____	151
10. Marty Johnson (1986-87) _____	149



Gary Neal



Larry Witherspoon

INDIVIDUAL SINGLE-SEASON RECORDS

FREE THROW PERCENTAGE

1. Four McGlynn (2014-15) _____	.917
2. Four McGlynn (2013-14) _____	.913
3. Art St. Martin (1963-64) _____	.896
4. Jason Gibson (2019-20) _____	.894
5. Jason Gibson (2021-22) _____	.891
6. Allen Bertrand (2019-20) _____	.886
7. Bill Silverthorne (1960-61) _____	.882
8. Kurk Lee (1988-89) _____	.881
9. Tom Lynn (1969-70) _____	.862
10. Nicolas Timberlake (2022-23) _____	.845

REBOUNDS

1. Jerrelle Benimon (2013-14) _____	404
2. Pat McKinley (1976-77) _____	381
3. Pat McKinley (1974-75) _____	353
4. Pat McKinley (1973-74) _____	347
5. Jerrelle Benimon (2012-13) _____	346
6. Brian Matthews (1977-78) _____	334
7. Pat McKinley (1975-76) _____	326
8. Robert Nwankwo (2011-12) _____	323
9. Brian Matthews (1976-77) _____	301
10. Larry Witherspoon (1972-73) _____	296

ASSISTS

1. Roger Dickens (1977-78) _____	152
2. Marty Johnson (1987-88) _____	151
Ric Page (1981-82) _____	151
3. C.C. Williams (2007-08) _____	147
Brian Allen (2001-02) _____	147
Roger Dickens (1976-77) _____	147
6. Cam Holden (2022-23) _____	145
7. Tony Franklin (2008-09) _____	142
8. Tim Crossin (2005-06) _____	139
Devin Boyd (1988-89) _____	139
10. C.C. Williams (2006-07) _____	131
Chuck Blue (1971-72) _____	131

STEALS

1. Marty Johnson (1987-88) _____	124
2. Kurk Lee (1988-89) _____	98
3. Brian Matthews (1977-78) _____	91
4. Devin Boyd (1990-91) _____	84
Kurk Lee (1989-90) _____	84
6. Roger Dickens (1976-77) _____	83
7. Marty Johnson (1986-87) _____	70
8. Devin Boyd (1992-93) _____	69
Terrance Jacobs (1991-92) _____	69
10. Cam Holden (2021-22) _____	67
Brian Allen (2001-02) _____	67
Brian Allen (2000-01) _____	67

BLOCKED SHOTS

1. Pat McKinley (1976-77) _____	86
2. Robert Nwankwo (2009-10) _____	83
3. John James (1993-94) _____	82
4. Tony Dixon (2002-03) _____	81
5. Robert Nwankwo (2011-12) _____	77
6. Tommy Breaux (2006-07) _____	66
7. John James (1992-93) _____	63
8. Jerrelle Benimon (2012-13) _____	60
Junior Hairston (2008-09) _____	60
10. Tony Dixon (2003-04) _____	57

MINUTES PLAYED

1. Jerrelle Benimon (2013-14) _____	1,307
2. Nicolas Timberlake (2022-23) _____	1,177
3. Gary Neal (2006-07) _____	1,167
4. Nicolas Timberlake (2021-22) _____	1,128
5. Cam Holden (2021-22) _____	1,124
6. Jerrelle Benimon (2012-13) _____	1,116
7. Marcus Damas (2013-14) _____	1,115
8. Kris Walden (2011-12) _____	1,098
9. Marcus Damas (2011-12) _____	1,094
10. Kurk Lee (1989-90) _____	1,085

PERSONAL FOULS

1. Nakye Sanders (2018-19) _____	118
2. Mike Burwell (2013-14) _____	113
3. Greg McClinton (1985-86) _____	112
4. Jervon Pressley (2011-12) _____	107
5. Marcus Damas (2013-14) _____	106
6. John Bays (1987-88) _____	105
Steffan Bunsavage (1983-84) _____	105
Eddie Keith II (2017-18) _____	105
9. Jerrelle Benimon (2013-14) _____	104
10. Nakye Sanders (2019-20) _____	103
Troy Franklin (2008-09) _____	103

GAMES PLAYED

1. Jerrelle Benimon (2013-14) _____	36
Mike Burwell (2013-14) _____	36
Marcus Damas (2013-14) _____	36
Walter Foster (2013-14) _____	36
Rafriel Guthrie (2013-14) _____	36
Four McGlynn (2013-14) _____	36
Timajh Parker-Rivera (2013-14) _____	36
8. Cam Holden (2021-22) _____	34
Chase Paar (2021-22) _____	34
Charles Thompson (2021-22) _____	34
Nicolas Timberlake (2021-22) _____	34
Troy Franklin (2008-09) _____	34
Brian Morris (2008-09) _____	34

GAMES STARTED

1. Jerrelle Benimon (2013-14) _____	36
Mike Burwell (2013-14) _____	36
Marcus Damas (2013-14) _____	36
Timajh Parker-Rivera (2013-14) _____	36
5. Cam Holden (2021-22) _____	34
Charles Thompson (2021-22) _____	34
Nicolas Timberlake (2021-22) _____	34
8. Nicolas Timberlake (2022-23) _____	33
Charles Thompson (2022-23) _____	33
10. Brian Fobbs (2019-20) _____	32
Brian Fobbs (2018-19) _____	32
Dennis Tunstall (2019-20) _____	32
Zane Martin (2017-18) _____	32
Mike Morsell (2017-18) _____	32
Deon Jones (2011-12) _____	32
Kris Walden (2011-12) _____	32
Jarrel Smith (2008-09) _____	32
Gary Neal (2006-07) _____	32
Deshaun Morman (2016-17) _____	32



Marty Johnson



Jerrelle Benimon

INDIVIDUAL CAREER RECORDS

POINTS

1. Devin Boyd (1988-93)	2,000
2. Pat McKinley (1973-77)	1,832
3. Scooter Alexander (1991-96)	1,778
4. Brian Matthews (1974-78)	1,665
5. Larry Witherspoon (1971-74)	1,546
6. Kurk Lee (1988-90)	1,541
7. Mike Morsell (2017-18)	1,523
8. Nicolas Timberlake (2018-23)	1,522
9. Ralph Blalock (1992-96)	1,498
10. Bill Leonard (1983-87)	1,469

SCORING AVERAGE

1. Kurk Lee (1988-90)	25.7
2. Gary Neal (2005-07)	25.6
3. Dave Possinger (1965-67)	20.8
4. Fred Arnold (1959-61)	20.6
5. Larry Witherspoon (1971-74)	19.8
6. Terrance Jacobs (1990-92)	19.5
7. Jerrelle Benimon (2012-14)	18.0
8. Devin Boyd (1988-93)	17.2
Roger Dickens (1976-78)	17.2
10. Brian Fobbs (2018-20)	16.9

FIELD GOALS ATTEMPTED

1. Pat McKinley (1973-77)	1,637
2. Scooter Alexander (1991-96)	1,636
3. Brian Matthews (1974-78)	1,428
4. Larry Witherspoon (1971-74)	1,408
5. Devin Boyd (1988-93)	1,379
6. Nicolas Timberlake (2018-23)	1,232
7. Mike Morsell (2014-18)	1,218
8. Bill Leonard (1983-87)	1,214
9. Chuck Lightning (1989-92)	1,198
10. Kurk Lee (1988-90)	1,158

FIELD GOALS MADE

1. Larry Witherspoon (1972-73)	811
2. Scooter Alexander (1991-96)	744
3. Brian Matthews (1974-78)	710
4. Larry Witherspoon (1971-74)	678
5. Bobby Washington (1974-78)	639
6. Devin Boyd (1988-93)	590
7. Ralph Blalock (1992-96)	565
8. Bill Leonard (1983-87)	562
9. George Kimmett (1947-51)	555
10. Kurk Lee (1988-90)	528

FIELD GOAL PERCENTAGE (min. 500 att.)

1. Kennell Jones (1988-90)	.583
2. Charles Thompson (2019-Pres.)	.568
3. Tony Odrick (1980-82)	.566
4. Ralph Biggs (1994-98)	.534
5. Jerrelle Benimon (2012-14)	.531
6. Greg McClinton (1981-86)	.530
7. Brian Barber (1997-2001)	.514
8. Ralph Blalock (1992-96)	.502
9. Steffan Bunsavage (1982-86)	.502
10. Brian Matthews (1974-78)	.497

THREE-POINTERS ATTEMPTED

1. Nicolas Timberlake (2018-23)	614
2. Josh Thornton (2007-10)	574
3. Mike Morsell (2014-18)	459
4. Gary Neal (2005-07)	431
5. Kurk Lee (1988-90)	415
6. Devin Boyd (1988-93)	406
7. Marcus Damas (2011-14)	378
8. Raul dePablo (1996-2000)	376
9. Brian Allen (1999-2003)	368
10. Jonathan Pease (2003-08)	366

THREE-POINTERS MADE

1. Nicolas Timberlake (2018-23)	233
2. Josh Thornton (2007-10)	224
3. Gary Neal (2005-07)	155
4. Mike Morsell (2014-18)	150
5. Raul dePablo (1996-2000)	145
6. Kurk Lee (1988-90)	143
7. Jason Gibson (2019-23)	139
8. Devin Boyd (1988-93)	135
9. Brian Allen (1999-2003)	131
10. Jonathan Pease (2003-08)	129

THREE-POINT PERCENTAGE (min. 170 att.)


1. John Bays (1988-89)	.538
2. Ralph Blalock (1994-95)	.436
3. Four McGlynn (2012-14)	.392
4. Jason Gibson (2019-present)	.387
5. Raul dePablo (1996-2000)	.386
6. Nicolas Timberlake (2018-23)	.379
7. Michael Keyes (1993-97)	.370
8. Jamaal Gilchrist (2002-04)	.362
9. Gary Neal (2005-07)	.360
Tim Crossin (2005-09)	.358

FREE THROWS ATTEMPTED

1. Devin Boyd (1988-93)	859
2. Jerrelle Benimon (2012-14)	498
3. Ralph Biggs (1994-98)	475
4. George "Bucky" Kimmett (1947-51)	462
5. Robert Nwankwo (2007-12)	458
6. Mike Morsell (2014-18)	457
7. Pat McKinley (1973-77)	422
8. Bill Leonard (1983-87)	411
9. Kurk Lee (1988-90)	402
10. Brian Barber (1997-2001)	399

FREE THROWS MADE

1. Devin Boyd (1988-93)	685
2. Ralph Biggs (1994-98)	348
3. Jerrelle Benimon (2012-14)	343
4. Kurk Lee (1988-90)	342
5. Mike Morsell (2014-18)	335
6. Bill Leonard (1983-87)	315
7. George "Bucky" Kimmett (1947-51)	308
8. Brian Barber (1997-2001)	291
9. Gary Neal (2005-07)	289
10. Marty Johnson (1986-88)	285



Devin Boyd



Brian Matthews

INDIVIDUAL CAREER RECORDS

FREE THROW PERCENTAGE (min. 200 att.)

1. Four McGlynn (2013-15)	.915
2. Kurk Lee (1988-90)	.851
3. Michael Fink (1984-88)	.831
4. Gary Neal (2005-07)	.823
5. Brian Fobbs (2018-20)	.821
6. Mark Cooley (1979-83)	.803
7. Devin Boyd (1988-93)	.797
8. Roger Dickens (1976-78)	.792
Nicolas Timberlake (2018-23)	.792
10. Isaiah Philmore (2009-11)	.779

REBOUNDS

1. Pat McKinley (1973-77)	1,421
2. Brian Matthews (1974-78)	1,062
3. Bobby Washington (1974-78)	970
4. Robert Nwankwo (2007-12)	806
5. Lawrence Hamm (2002-06)	788
6. Jerrelle Benimon (2012-14)	750
7. Charles Thompson (2019-Pres.)	726
8. John Davis (2013-17)	713
9. Larry Witherspoon (1971-74)	694
10. Timajh Parker-Rivera (2012-16)	683

ASSISTS

1. Devin Boyd (1988-93)	438
2. Brian Allen (1999-2003)	389
3. Bill Leonard (1983-87)	366
4. Michael Keyes (1993-97)	360
5. Rica Page (1982-85)	351
6. Damon Cason (1995-2000)	321
7. Brian Morris (2008-11)	315
8. Sam Sutton (2000-02)	312
9. Roger Dickens (1976-78)	299
10. C.C. Williams (2006-08)	278
Marty Johnson (1986-88)	278

STEALS

1. Brian Matthews (1974-78)	269
2. Devin Boyd (1988-93)	264
3. Bill Leonard (1983-87)	219
4. Marty Johnson (1987-89)	199
5. Brian Allen (1990-92)	195
6. Scooter Alexander (1991-96)	194
7. Kurk Lee (1988-90)	182
8. Sam Sutton (1997-2002)	177
9. Roger Dickens (1976-78)	155
10. Terrance Jacobs (1990-92)	132

BLOCKED SHOTS

1. John James (1990-94)	244
2. Pat McKinley (1973-77)	239
3. Robert Nwankwo (2007-12)	223
4. Charles Thompson (2019-present)	151
5. Tony Dixon (2001-05)	143
6. Junior Hairston (2007-09)	129
7. Timajh Parker-Rivera (2012-16)	127
8. Bobby Washington (1974-78)	126
9. Dennis Tunstall (2016-20)	120
10. Jerrelle Benimon (2012-14)	104

MINUTES PLAYED

1. Bill Leonard (1983-87)	3,877
2. Lawrence Hamm (2002-06)	3,705
3. Nicolas Timberlake (2018-23)	3,577
4. Scooter Alexander (1991-96)	3,484
5. Devin Boyd (1988-93)	3,471
6. Michael Fink (1984-88)	3,161
7. Marcus Damas (2011-14)	3,141
8. Timajh Parker-Rivera (2012-16)	3,103
9. Charles Thompson (2019-Pres.)	2,911
10. Ralph Blalock (1992-96)	2,902

PERSONAL FOULS

1. Eddie Keith II (2014-18)	343
2. Timajh Parker-Rivera (2012-16)	333
3. Steffan Bunsavage (1982-86)	317
4. John Bays (1985-89)	316
5. Ralph Biggs (1994-98)	309
6. Greg McClinton (1981-86)	302
7. Devin Boyd (1988-93)	298
8. Lawrence Hamm (2002-06)	297
9. Charles Thompson (2019-Pres.)	286
10. Brian Barber (1997-2001)	285

GAMES PLAYED


1. Timajh Parker-Rivera (2012-16)	131
2. Mike Morsell (2014-18)	130
3. Eddie Keith II (2014-18)	127
4. Dennis Tunstall (2016-20)	125
Jordan McNeil (2014-19)	125
6. Nicolas Timberlake (2018-23)	122
7. Alex Thomas (2015-19)	121
8. Robert Nwankwo (2007-12)	119
Rocky Coleman (2005-09)	119
10. Winston Tubbs (2003-07)	117
Charles Thompson (2019-Pres.)	117

GAMES STARTED

1. Devin Boyd (1988-93)	113
2. Lawrence Hamm (2002-06)	109
3. Bill Leonard (1983-87)	108
4. Mike Morsell (2014-18)	103
5. Timajh Parker-Rivera (2012-16)	100
6. Marcus Damas (2011-14)	96
Scooter Alexander (1991-96)	96
8. John James (1990-94)	91
9. Nicolas Timberlake (2018-23)	90
10. Steffan Bunsavage (1982-86)	88



Pat McKinley



John James

YEAR-by-YEAR LEADERS

POINTS

2022-23	Nicolas Timberlake	584	2018-19	Brian Fobbs	17.5	2014-15	John Davis	308	2011-12	Robert Nwankwo	142
2021-22	Nicolas Timberlake	491	2017-18	Zane Martin	19.8	2013-14	Jerrelle Benimon	425	2010-11	Isaiah Philmore	169
2020-21	Zane Martin	248	2016-17	Mike Morsell	14.2	2012-13	Jerrelle Benimon	353	2009-10	Calvin Lee	133
2019-20	Brian Fobbs	522	2015-16	W. Adala-Moto	13.9	2011-12	Marcus Damas	371	2008-09	Junior Hairston	150
2018-19	Brian Fobbs	561	2014-15	Four McGlynn	12.0	2010-11	Isaiah Philmore	344	2007-08	Junior Hairston	140
2017-18	Zane Martin	635	2013-14	Jerrelle Benimon	18.7	2009-10	Josh Thornton	328	2006-07	Gary Neal	267
2016-17	Mike Morsell	442	2012-13	Jerrelle Benimon	17.1	2008-09	Junior Hairston	344	2005-06	Lawrence Hamm	167
2015-16	W. Adala-Moto	458	2011-12	Robert Nwankwo	12.5	2007-08	Junior Hairston	310	2004-05	Lawrence Hamm	128
2014-15	Four McGlynn	385		Marcus Damas	12.5	2006-07	Gary Neal	599	2003-04	Jamaal Gilchrist	121
2013-14	Jerrelle Benimon	673	2010-11	Isaiah Philmore	15.3	2005-06	Gary Neal	310	2002-03	Jamaal Gilchrist	97
2012-13	Jerrelle Benimon	530	2009-10	Josh Thornton	11.4	2004-05	Michael Green	316	2001-02	Sam Sutton	147
2011-12	Robert Nwankwo	400	2008-09	Junior Hairston	13.0	2003-04	Jamaal Gilchrist	289	2000-01	Brian Barber	151
2010-11	Isaiah Philmore	460	2007-08	Josh Thornton	13.2	2002-03	Lawrence Hamm	235	1999-00	Brian Barber	185
2009-10	Josh Thornton	341	2006-07	Gary Neal	25.3	2001-02	Sam Sutton	329	1998-99	Brian Barber	132
2008-09	Junior Hairston	403	2005-06	Gary Neal	26.1	2000-01	Sam Sutton	290	1997-98	Ralph Biggs	171
2007-08	Junior Hairston	360	2004-05	Lawrence Hamm	12.0	1999-00	Brian Barber	343	1996-97	Ralph Biggs	187
2006-07	Gary Neal	810	2003-04	Jamaal Gilchrist	12.2	1998-99	Brian Barber	270	1995-96	Ralph Blalock	187
2005-06	Gary Neal	444	2002-03	Jamaal Gilchrist	10.6		Pete Mauro	270	1994-95	Ralph Blalock	158
2004-05	Lawrence Hamm	347	2001-02	Sam Sutton	12.6	1997-98	Ralph Biggs	323	1993-94	Scooter Alexander	212
2003-04	Jamaal Gilchrist	355	2000-01	Brian Barber	13.8	1996-97	Ralph Biggs	345	1992-93	Scooter Alexander	216
2002-03	Jamaal Gilchrist	297	1999-00	Brian Barber	17.0	1995-96	Ralph Blalock	381	1991-92	Terrance Jacobs	238
2001-02	Sam Sutton	365	1998-99	Brian Barber	12.3	1994-95	Ralph Blalock	329	1990-91	Terrance Jacobs	194
2000-01	Brian Barber	401	1997-98	Ralph Biggs	18.4	1993-94	Scooter Alexander	468		Chuck Lightening	194
1999-00	Brian Barber	475	1996-97	Ralph Biggs	18.8	1992-93	Devin Boyd	441	1989-90	Kurk Lee	285
1998-99	Brian Barber	343	1995-96	Ralph Blalock	17.1	1991-92	Chuck Lightening	489	1988-89	Kurk Lee	243
1997-98	Ralph Biggs	516	1994-95	Ralph Blalock	17.3	1990-91	Terrance Jacobs	409	1987-88	Marty Johnson	185
1996-97	Ralph Biggs	526	1993-94	Scooter Alexander	17.4	1989-90	Kurk Lee	599	1986-87	Bill Leonard	166
1995-96	Ralph Blalock	480	1992-93	Devin Boyd	23.0	1988-89	Kurk Lee	559	1985-86	Steffan Bunsavage	167
1994-95	Ralph Blalock	415	1991-92	Terrance Jacobs	23.1	1987-88	Marty Johnson	412	1984-85	Bill Leonard	125
1993-94	Scooter Alexander	504	1990-91	Devin Boyd	20.7	1986-87	Bill Leonard	388	1983-84	Steffan Bunsavage	135
1992-93	Devin Boyd	622	1989-90	Kurk Lee	26.0	1985-86	Bill Leonard	304	1982-83	Mark Cooley	213
1991-92	Terrance Jacobs	692	1988-89	Kurk Lee	25.4	1984-85	Bill Leonard	277	1981-82	Tony Odrick	216
1990-91	Devin Boyd	599	1987-88	Marty Johnson	17.6	1983-84	Steffan Bunsavage	270	1980-81	Tony Odrick	153
1989-90	Kurk Lee	805	1986-87	Bill Leonard	14.9	1982-83	Mark Cooley	460	1979-80	Mike Lyles	158
1988-89	Kurk Lee	736	1985-86	Steffan Bunsavage	15.3	1981-82	Tony Odrick	377	1978-79	Michael Dukes	138
1987-88	Marty Johnson	528	1984-85	Bill Leonard	11.8	1980-81	Donald Leslie	283	1977-78	Roger Dickens	231
1986-87	Bill Leonard	446	1983-84	Steffan Bunsavage	12.4	1979-80	Mike Lyles	375	1976-77	Brian Matthews	233
1985-86	Steffan Bunsavage	428	1982-83	Mark Cooley	18.1	1978-79	Michael Dukes	290	1975-76	Pat McKinley	226
1984-85	Bill Leonard	318	1981-82	Tony Odrick	17.9	1977-78	Roger Dickens	552	1974-75	Pat McKinley	215
1983-84	Steffan Bunsavage	335	1980-81	Tony Odrick	13.3	1976-77	Roger Dickens	486	1973-74	Larry Witherspoon	248
1982-83	Mark Cooley	506	1979-80	Michael Sharpe	13.7	1975-76	Pat McKinley	472	1972-73	Larry Witherspoon	299
1981-82	Tony Odrick	482	1978-79	Michael Dukes	12.6	1974-75	Pat McKinley	422	1971-72	Mel Land	162
1980-81	Tony Odrick	360	1977-78	Brian Matthews	18.8	1973-74	Larry Witherspoon	527	1970-71	Mel Land	150
1979-80	Michael Sharpe	355	1976-77	Brian Matthews	17.9	1972-73	Larry Witherspoon	586	1969-70	Jim Hubbard	127
1978-79	Michael Dukes	327	1975-76	Pat McKinley	17.5	1971-72	Mel Land	346	1968-69	Dan Roberts	204
1977-78	Brian Matthews	565	1974-75	Pat McKinley	20.2	1970-71	Mel Land	316	1967-68	Ed Wiebel	115
1976-77	Brian Matthews	539	1973-74	Larry Witherspoon	21.2	1969-70	Jim Hubbard	305	1966-67	Dave Possinger	144
1975-76	Pat McKinley	508	1972-73	Larry Witherspoon	25.4	1968-69	n/a		1965-66	Dave Possinger	142
1974-75	Pat McKinley	485	1971-72	Mel Land	16.4	1967-68	Ron Dzambo	250	1964-65	Macco Daley	104
1973-74	Larry Witherspoon	552	1970-71	Mel Land	17.0	1966-67	Dave Possinger	329	1963-64	Art St. Martin	89
1972-73	Larry Witherspoon	687	1969-70	Mel Land	14.1	1965-66	Dave Possinger	321			
1971-72	Mel Land	410	1968-69	Dan Roberts	25.1	1964-65	Macco Daley	261			
1970-71	Mel Land	373	1967-68	Ed Wiebel	14.5	1963-64	Art St. Martin	207			
1969-70	Mel Land	338	1966-67	Dave Possinger	20.3						
1968-79	Dan Roberts	553	1965-66	Dave Possinger	21.3						
1867-68	Ed Wiebel	320	1964-65	Macco Daley	17.1						
1966-67	Dave Possinger	366	1963-64	Art St. Martin	14.6						
1965-66	Dave Possinger	340									
1964-65	Macco Daley	256									
1963-64	Art St. Martin	204									

SCORING AVERAGE

2022-23	Nicolas Timberlake	17.7
2021-22	Nicolas Timberlake	14.4
2020-21	Zane Martin	16.5
2019-20	Brian Fobbs	16.3

FIELD GOALS ATTEMPTED

2022-23	Nicolas Timberlake	433
2021-22	Nicolas Timberlake	379
2020-21	Zane Martin	237
2019-20	Brian Fobbs	414
2018-19	Brian Fobbs	457
2017-18	Zane Martin	493
2016-17	Mike Morsell	323
2015-16	Mike Morsell	372

FIELD GOALS MADE

2022-23	Nicolas Timberlake	197
2021-22	Nicolas Timberlake	166
2020-21	Zane Martin	93
2019-20	Brian Fobbs	179
2018-19	Brian Fobbs	207
2017-18	Zane Martin	226
2016-17	Mike Morsell	140
2015-16	Mike Morsell	145
	W. Adala-Moto	145
2014-15	John Davis	144
2013-14	Jerrelle Benimon	225
2012-13	Jerrelle Benimon	188

YEAR-by-YEAR LEADERS



Kennell Jones

1994-95	Jason Crump	.533
1993-94	Ralph Blalock	.557
1992-93	Scooter Alexander	.502
1991-92	Terrance Jacobs	.495
1990-91	Chuck Lightening	.475
1989-90	Kennell Jones	.577
1988-89	Kennell Jones	.589
1987-88	Marty Johnson	.449
1986-87	Roddy Kirk	.502
1985-86	Steffan Bunsavage	.570
1984-85	Eliezar Gordon	.477
1983-84	Steffan Bunsavage	.500
1982-83	Tom Speicher	.488
1981-82	Tony Odrick	.570
1980-81	Tony Odrick	.560
1979-80	Michael Sharpe	.474
1978-79	Myron Crippen	.522
1977-78	Brian Matthews	.507
1976-77	Pat McKinley	.559
1975-76	Brian Matthews	.487
1974-75	Pat McKinley	.509
1973-74	Greg Hicks	.484
1972-73	Larry Witherspoon	.510
1971-72	Larry Purdie	.510
1970-71	Mel Land	.475
1969-70	Bert Pinheiro	.500
1968-69		
1967-68	Mike Parker	.494
1966-67	Ed Wiebel	.536
1965-66	Dave Possinger	.442
1964-65	Tim Casey	.415
1963-64	Tom Redman	.470

(minimum 150 attempts)

3-POINTERS ATTEMPTED

2022-23	Nicolas Timberlake	221
2021-22	Nicolas Timberlake	192
2020-21	Nicolas Timberlake	98
2019-20	Brian Fobbs	158
2018-19	Brian Fobbs	177
2017-18	Zane Martin	187
2016-17	Mike Morsell	144
2015-16	Byron Hawkins	179
2014-15	Four McGlynn	147
2013-14	Four McGlynn	174
2012-13	Mike Burwell	149
2011-12	Marcus Damas	153
2010-11	Rashawn Polk	142
2009-10	Josh Thornton	197
2008-09	Josh Thornton	221
2007-08	Josh Thornton	156
2006-07	Gary Neal	278
2005-06	Gary Neal	153
2004-05	Michael Green	120
2003-04	Jamaal Gilchrist	125
2002-03	Jamaal Gilchrist	99
2001-02	Brian Allen	127
2000-01	Brian Allen	121
1999-00	Raul dePablo	143
1998-99	Pete Mauro	130
1997-98	Raul dePablo	109
1996-97	Michael Keyes	111
1995-96	Ralph Blalock	111
1994-95	DeRon Robinson	84
1993-94	Ralph Blalock	64
1992-93	Devin Boyd	171
1991-92	Terrance Jacobs	81
1990-91	Devin Boyd	146

FIELD GOAL PERCENTAGE

2022-23	Charles Thompson	.565
2021-22	Charles Thompson	.604
2020-21	Solomon Uyaelunmo	.635
2019-20	Dennis Tunstall	.533
2018-19	Solomon Uyaelunmo	.586
2017-18	Dennis Tunstall	.732
2016-17	John Davis	.527
2015-16	John Davis	.469
2014-15	John Davis	.468
	Mike Morsell	.468
2013-14	Timajh Parker-Rivera	.536
2012-13	Jerrelle Benimon	.533
2011-12	Robert Nwankwo	.436
2010-11	Isaiah Philmore	.491
2009-10	Robert Nwankwo	.558
2008-09	Jimmy Smith	.446
2007-08	Josh Thornton	.472
2006-07	Dennard Abraham	.477
2005-06	Lawrence Hamm	.574
2004-05	Lawrence Hamm	.472
2003-04	Lawrence Hamm	.456
2002-03	Jamaal Gilchrist	.439
2001-02	Michael Shin	.460
2000-01	Brian Barber	.522
1999-00	Brian Barber	.539
1998-99	Brian Barber	.489
1997-98	Ralph Biggs	.529
1996-97	Ralph Biggs	.542
	Derick Newton	.542
1995-96	Ralph Blalock	.491

1989-90	Kurk Lee	187
1988-89	Kurk Lee	228
1987-88	Michael Fink	121
1986-87	Bill Leonard	92

3-POINTERS MADE

2022-23	Nicolas Timberlake	92
2021-22	Nicolas Timberlake	78
2020-21	Nicolas Timberlake	31
2019-20	Brian Fobbs	54
2018-19	Brian Fobbs	65
2017-18	Zane Martin	71
2016-17	Mike Morsell	48
2015-16	Byron Hawkins	56
2014-15	Four McGlynn	55
2013-14	Four McGlynn	71
2012-13	Mike Burwell	47
2011-12	Marcus Damas	48
2010-11	Rashawn Polk	50
2009-10	Josh Thornton	77
2008-09	Josh Thornton	80
2007-08	Josh Thornton	67
2006-07	Gary Neal	93
2005-06	Gary Neal	62
2004-05	Michael Green	40
2003-04	Jamaal Gilchrist	46
2002-03	Jamaal Gilchrist	35
2001-02	Brian Allen	40
2000-01	Brian Allen	50
1999-00	Raul dePablo	60
1998-99	Pete Mauro	50
1997-98	Raul dePablo	47
1996-97	Michael Keyes	38
1995-96	Ralph Blalock	41
1994-95	Ralph Blalock	34
1993-94	Ralph Blalock	26
1992-93	Devin Boyd	54
1991-92	Terrance Jacobs	28
1990-91	Devin Boyd	52
1989-90	Kurk Lee	63
1988-89	Kurk Lee	80
1987-88	Michael Fink	40
1986-87	Bill Leonard	30

THREE-POINT PERCENTAGE

2022-23	Nicolas Timberlake	.416
2021-22	Jason Gibson	.429
2020-21	Jason Gibson	.333
2019-20	Allen Bertrand	.387
2018-19	Brian Fobbs	.367
2017-18	Dashaun Morman	.429
2016-17	Eddie Keith	.421
2015-16	Byron Hawkins	.313
2014-15	Four McGlynn	.374
2013-14	Four McGlynn	.408
2012-13	Jerome Hairston	.342
2011-12	Marcus Damas	.314
2010-11	Josh Brown	.427
2009-10	Josh Thornton	.391
2008-09	Josh Thornton	.362
2007-08	Josh Thornton	.429
2006-07	Gary Neal	.338
2005-06	Gary Neal	.405
2004-05	Jonathan Pease	.342
2003-04	Jamaal Gilchrist	.368
2002-03	Cilik McSweeney	.375

2001-02	Brian Allen	.315
2000-01	Brian Allen	.413
1999-00	Raul dePablo	.420
1998-99	Pete Mauro	.385
1997-98	Raul dePablo	.431
1996-97	Michael Keyes	.342
1995-96	Ralph Blalock	.369
1994-95	Ralph Blalock	.436
1993-94	n/a*	
1992-93	Devin Boyd	.316
1991-92	Terrance Jacobs	.346
1990-91	Devin Boyd	.356
1989-90	Kurk Lee	.337
1988-89	John Bays	.538
1987-88	Michael Fink	.331
1986-87	Bill Leonard	.330

(minimum 75 attempts)*

FREE THROWS ATTEMPTED

2022-23	Cam Holden	169
2021-22	Cam Holden	187
2020-21	Zane Martin	61
2019-20	Nakye Sanders	140
2018-19	Nakye Sanders	115
2017-18	Zane Martin	161
2016-17	W. Adala-Moto	218
2015-16	W. Adala-Moto	208
2014-15	John Davis	136
2013-14	Jerrelle Benimon	293
2012-13	Jerrelle Benimon	205
2011-12	Robert Nwankwo	222
2010-11	Braxton Dupree	138
2009-10	Robert Nwankwo	126
2008-09	Junior Hairston	109
2007-08	C.C. Williams	111
2006-07	Gary Neal	219
2005-06	Gary Neal	132
2004-05	Michael Green	131
2003-04	Michael Green	124
2002-03	Jamaal Gilchrist	85
2001-02	Sam Sutton	108
2000-01	Sam Sutton	139
1999-00	Brian Barber	150
1998-99	Brian Barber	112
1997-98	Ralph Biggs	195
1996-97	Ralph Biggs	176
1995-96	Ralph Blalock	93
1994-95	Ralph Blalock	81
	Stevie Thomas	81
1993-94	Ralph Blalock	137
1992-93	Devin Boyd	272
1991-92	Terrance Jacobs	254
1990-91	Devin Boyd	240
1989-90	Kurk Lee	209
1988-89	Kurk Lee	193
1987-88	Marty Johnson	181
1986-87	Marty Johnson	193
1985-86	Steffan Bunsavage	122
1984-85	Steffan Bunsavage	88
1983-84	Bill Leonard	118
1982-83	Tom Speicher	110
1981-82	Tony Odrick	109
1980-81	Tony Odrick	107
1979-80	Michael Sharpe	103
1978-79	Michael Dukes	86
1977-78	Brian Matthews	143
1976-77	Pat McKinley	125
1975-76	Pat McKinley	124
1974-75	Pat McKinley	92
1973-74	Pat McKinley	81
1972-73	Larry Witherspoon	125

YEAR-by-YEAR LEADERS

1971-72	Mel Land	116
1970-71	Mel Land	99
1969-70	Mel Land	132
1968-69	Dan Roberts	181
1967-68	Ed Wiebel	131
1966-67	Dave Possinger	156
1965-66	Tim Casey	107
1964-65	Tim Casey	95
1963-64	Tom Redman	60

FREE THROWS MADE

2022-23	Cam Holden	106
2021-22	Cam Holden	131
2020-21	Zane Martin	45
2019-20	Brian Fobbs	110
2018-19	Brian Fobbs	82
2017-18	Zane Martin	112
2016-17	W. Adala-Moto	158
2015-16	W. Adala-Moto	151
2014-15	Four McGlynn	122
2013-14	Jerrelle Benimon	209
2012-13	Jerrelle Benimon	134
2011-12	Robert Nwankwo	116
2010-11	Isaiah Philmore	104
2009-10	Troy Franklin	73
2008-09	Junior Hairston	74
	Jimmy Smith	74
2007-08	C.C. Williams	72
2006-07	Gary Neal	183
2005-06	Gary Neal	106
2004-05	Michael Green	78
2003-04	Michael Green	88
2002-03	Jamaal Gilchrist	68
2001-02	Brian Allen	61
2000-01	Brian Barber	99
1999-00	Brian Barber	105
1998-99	Brian Barber	79
1997-98	Ralph Biggs	140
1996-97	Ralph Biggs	133
1995-96	Ralph Blalock	65
1994-95	Ralph Blalock	65
1993-94	Ralph Blalock	110
1992-93	Devin Boyd	214
1991-92	Terrance Jacobs	188
1990-91	Devin Boyd	193
1989-90	Kurk Lee	172
1988-89	Kurk Lee	170
1987-88	Marty Johnson	136
1986-87	Marty Johnson	149
1985-86	Steffan Bunsavage	94
1984-85	Bill Leonard	62
1983-84	Bill Leonard	96
1982-83	Mark Cooley	80
1981-82	Donald Leslie	69
1980-81	Donald Leslie	80
1979-80	Donald Leslie	62
1978-79	Lloyd Tucker	53
1977-78	Brian Matthews	111
1976-77	Roger Dickens	80
1975-76	Pat McKinley	56
1974-75	Pat McKinley	55
1973-74	Larry Witherspoon	56
1972-73	Larry Witherspoon	89
1971-72	Mel Land	86
1970-71	Mel Land	73
1969-70	Mel Land	88
1968-69	Dan Roberts	145
1967-68	Ed Wiebel	90

1966-67	Dave Possinger	78
1965-66	Tim Casey	79
1964-65	Tim Casey	63
1963-64	Tom Redman	45

FREE THROW PERCENTAGE

2022-23	Nicolas Timberlake	.845
2021-22	Nicolas Timberlake	.802
2020-21	Nicolas Timberlake	.815
2019-20	Jason Gibson	.894
2018-19	Brian Fobbs	.804
2017-18	Brian Starr	.821
2016-17	Mike Morsell	.765
2015-16	Byron Hawkins	.767
2014-15	Four McGlynn	.917
2013-14	Four McGlynn	.913
2012-13	Mike Burwell	.731
2011-12	Marcus Damas	.707
2010-11	Isaiah Philmore	.794
2009-10	Troy Franklin	.802
2008-09	Troy Franklin	.739
2007-08	Junior Hairston	.682
2006-07	Gary Neal	.836
2005-06	Gary Neal	.803
2004-05	Cantrell Fletcher	.791
2003-04	Jamaal Gilchrist	.744
2002-03	Jamaal Gilchrist	.800
2001-02	Brian Allen	.772
2000-01	Brian Barber	.792
1999-00	Shaun Holtz	.733
1998-99	Brian Barber	.705
1997-98	Ryan Lexer	.720
1996-97	Ralph Biggs	.756
1995-96	Ralph Blalock	.699
1994-95	DeRon Robinson	.821
1993-94	Matt Campbell	.816
1992-93	Devin Boyd	.787
1991-92	Terrance Jacobs	.740
1990-91	Devin Boyd	.804
1989-90	Kurk Lee	.823
1988-89	Kurk Lee	.881
1987-88	Michael Fink	.827
1986-87	Michael Fink	.843
1985-86	Bill Leonard	.777
1984-85	Bill Leonard	.747
1983-84	Bill Leonard	.814
1982-83	Mark Cooley	.833
1981-82	Donald Leslie	.741
1980-81	Donald Leslie	.784
1979-80	Donald Leslie	.667
1978-79	Michael Dukes	.593
1977-78	Roger Dickens	.786
1976-77	Roger Dickens	.800
1975-76	Pat McKinley	.451
1974-75	Pat McKinley	.598
1973-74	Larry Witherspoon	.727
1972-73	Larry Witherspoon	.712
1971-72	Mel Land	.741
1970-71	Mel Land	.737
1969-70	Mel Land	.667
1968-69	Dan Roberts	.806
1967-68	Ed Wiebel	.687
1966-67	Ed Wiebel	.825
1965-66	Tim Casey	.738
1964-65	Tim Casey	.663
1963-64	n/a	

(minimum 75 attempts)

REBOUNDS

2022-23	Charles Thompson	263
2021-22	Cam Holden	270
2020-21	Charles Thompson	116
2019-20	Nakye Sanders	191
2018-19	Dennis Tunstall	246
2017-18	Justin Gorham	215
2016-17	W. Adala-Moto	218
2015-16	W. Adala-Moto	274
2014-15	John Davis	259
2013-14	Jerrelle Benimon	404
2012-13	Jerrelle Benimon	346
2011-12	Robert Nwankwo	323
2010-11	Braxton Dupree	230
2009-10	Robert Nwankwo	241
2008-09	Junior Hairston	230
2007-08	Junior Hairston	268
2006-07	Dennard Abraham	189
2005-06	Lawrence Hamm	256
2004-05	Lawrence Hamm	220
2003-04	Lawrence Hamm	155
2002-03	Lawrence Hamm	157
2001-02	Sam Sutton	177
2000-01	Sam Sutton	180
1999-00	Brian Barber	187
1998-99	Alphonso Hawes	191
1997-98	Ralph Biggs	133
1996-97	Ryan Lexer	185
1995-96	Stevie Thomas	185
1994-95	Stevie Thomas	188
1993-94	John James	230
1992-93	John James	166
1991-92	Terrance Jacobs	237
1990-91	Chuck Lightening	189
1989-90	Kennell Jones	212
1988-89	Kurk Lee	163
1987-88	Dwayne Martin	160
1986-87	Roddy Kirk	198
1985-86	Steffan Bunsavage	220
1984-85	Steffan Bunsavage	140
1983-84	Steffan Bunsavage	157
1982-83	Mark Cooley	162
1981-82	Tony Odrick	173
1980-81	Tony Odrick	184
1979-80	Joe Miller	244
1978-79	Lloyd Tucker	129
1977-78	Brian Matthews	334
1976-77	Pat McKinley	381
1975-76	Pat McKinley	326
1974-75	Pat McKinley	353
1973-74	Pat McKinley	347
1972-73	Larry Witherspoon	296
1971-72	Larry Purdie	229
1970-71	Jim Hubbard	240
1969-70	Jim Hubbard	223
1968-69	n/a	
1967-68	Mike Parker	149
1966-67	Andy Young	146
1965-66	Tim Casey	112
1964-65	Tim Casey	142
1963-64	Tom Redman	138

REBOUNDING AVERAGE

2022-23	Charles Thompson	8.0
2021-22	Cam Holden	7.9
2020-21	Charles Thompson	6.4
2019-20	Nakye Sanders	6.4

2018-19	Dennis Tunstall	7.7
2017-18	Justin Gorham	6.7
2016-17	John Davis	7.6
2015-16	W. Adala-Moto	8.3
2014-15	John Davis	8.1
2013-14	Jerrelle Benimon	11.2
2012-13	Jerrelle Benimon	11.2
2011-12	Robert Nwankwo	10.1
2010-11	Braxton Dupree	7.9
2009-10	Robert Nwankwo	8.9
2008-09	Junior Hairston	7.4
2007-08	Junior Hairston	8.9
2006-07	Dennard Abraham	6.3
2005-06	Lawrence Hamm	9.1
2004-05	Lawrence Hamm	7.6
2003-04	Lawrence Hamm	5.3
2002-03	Lawrence Hamm	5.6
2001-02	Sam Sutton	6.1
2000-01	Sam Sutton	6.1
1999-00	Brian Barber	6.7
1998-99	Alphonso Hawes	6.8
1997-98	Derick Newton	4.9
1996-97	Ryan Lexer	6.6
1995-96	Stevie Thomas	6.6
1994-95	Stevie Thomas	7.5
1993-94	John James	7.7
1992-93	John James	6.4
1991-92	Terrance Jacobs	7.9
1990-91	Chuck Lightening	6.3
1989-90	Kennell Jones	6.8
1988-89	Kurk Lee	5.6
1987-88	Stephen Dorsey	6.4
1986-87	Roddy Kirk	6.6
1985-86	Steffan Bunsavage	7.9
1984-85	Steffan Bunsavage	5.2
1983-84	Steffan Bunsavage	5.8
1982-83	Mark Cooley	5.8
1981-82	Tony Odrick	6.4
1980-81	Tony Odrick	6.8
1979-80	Joe Miller	3.1
1978-79	Lloyd Tucker	5.0
1977-78	Brian Matthews	11.1
1976-77	Pat McKinley	12.2
1975-76	Pat McKinley	11.2

YEAR-by-YEAR LEADERS

1974-75	Pat McKinley	14.7
1973-74	Pat McKinley	13.3
1972-73	Larry Witherspoon	11.0
1971-72	Larry Purdie	10.0
1970-71	Jim Hubbard	10.3
1969-70	Jim Hubbard	8.9
1968-69	n/a	
1967-68	Mike Parker	8.3
1966-67	Andy Young	8.1
1965-66	Tim Casey	7.0
1964-65	Tim Casey	9.5
1963-64	Tom Redman	10.6

ASSISTS

2022-23	Cam Holden	145
2021-22	Cam Holden	107
2020-21	Zane Martin	53
2019-20	Jakigh Dottin	69
2018-19	Tobias Howard	80
2017-18	Zane Martin	85
2016-17	Deshaun Morman	65
2015-16	Mike Morsell	82
2014-15	Four McGlynn	51
2013-14	Jerrelle Benimon	130
2012-13	Jerrelle Benimon	79
2011-12	Kris Walden	103
2010-11	Brian Morris	94
2009-10	Troy Franklin	101
2008-09	Troy Franklin	142
2007-08	C.C. Williams	147
2006-07	C.C. Williams	131
2005-06	Tim Crossin	139
2004-05	Mike Green	125
2003-04	Mike Green	127
2002-03	Jamaal Gilchrist	94
2001-02	Brian Allen	147
2000-01	Sam Sutton	126
1999-00	Damon Cason	119
1998-99	Marlin Wise	94
1997-98	Marlin Wise	81
1996-97	Michael Keyes	85
1995-96	Michael Keyes	112
1994-95	Michael Keyes	105
1993-94	Ralph Blalock	87
1992-93	Devin Boyd	80
	Scooter Alexander	80
1991-92	Terrance Jacobs	84
1990-91	Devin Boyd	99
1989-90	Devin Boyd	118
1988-89	Devin Boyd	139
1987-88	Marty Johnson	151
1986-87	Marty Johnson	127
1985-86	Michael Fink	103
1984-85	Bill Leonard	117
1983-84	Rica Page	111
1982-83	James Bruce	94
1981-82	Rica Page	151
1980-81	Leo McGainey	130
1979-80	Joe Miller	80
1978-79	Michael Dukes	56
1977-78	Roger Dickens	152
1976-77	Roger Dickens	147
1975-76	Mike Jeffers	122
1974-75	Gus Jones	90
1973-74	Larry Witherspoon	82
1972-73	Steve Feldman	101
1971-72	Chuck Blue	131

1970-71	n/a	
1969-70	Mel Land	59

STEALS

2022-23	Cam Holden	49
2021-22	Cam Holden	67
2020-21	Charles Thompson	17
2019-20	Dennis Tunstall	31
2018-19	Tobias Howard	22
2017-18	Morsell/Starr	33
2016-17	Deshaun Morman	49
2015-16	Mike Morsell	35
2014-15	Timajh Parker-Rivera	21
2013-14	Rafriel Guthrie	26
2012-13	Jerome Hairston	35
2011-12	Kris Walden	43
2010-11	RaShawn Polk	29
2009-10	RaShawn Polk	27
	Robert Nwankwo	27
2008-09	Troy Franklin	59
2007-08	Jonathan Pease	46
2006-07	Gary Neal	46
2005-06	Tim Crossin	52
2004-05	Cantrell Fletcher	41
2003-04	Mike Green	50
2002-03	Brian Allen	44
2001-02	Brian Allen	67
2000-01	Brian Allen	67
1999-00	Damon Cason	43
1998-99	Marlin Wise	47
1997-98	Marlin Wise	49
1996-97	Michael Keyes	36
	Ralph Biggs	36
1995-96	Michael Keyes	53
1994-95	Ralph Blalock	60
1993-94	Ralph Blalock	58
1992-93	Devin Boyd	69
1991-92	Terrance Jacobs	69
1990-91	Devin Boyd	84
1989-90	Kurk Lee	84
1988-89	Kurk Lee	98
1987-88	Marty Johnson	124
1986-87	Marty Johnson	70
1985-86	Bill Leonard	48
1984-85	Bill Leonard	52
1983-84	Bill Leonard	49
1982-83	James Bruce	36
1981-82	Donald Leslie	36
	Wendell Henry	36
1980-81	Leo McGainey	52
1979-80	Michael Sharpe	43
	Mike Lyles	43
1978-79	Bill Sudler	37
1977-78	Brian Matthews	91
1976-77	Roger Dickens	83


BLOCKED SHOTS

2022-23	Charles Thompson	56
2021-22	Charles Thompson	53
2020-21	Charles Thompson	28
2019-20	Dennis Tunstall	41
2018-19	Dennis Tunstall	33
2017-18	Eddie Keith II	36
2016-17	Alex Thomas	23
2015-16	Walter Foster	44
2014-15	Walter Foster	29
	Timajh Parker-Rivera	29

2013-14	Jerrelle Benimon	44
	Timajh Parker-Rivera	44
2012-13	Jerrelle Benimon	60
2011-12	Robert Nwankwo	77
2010-11	Braxton Dupree	38
2009-10	Robert Nwankwo	83
2008-09	Junior Hairston	60
2007-08	Junior Hairston	50
2006-07	Tommy Breaux	66
2005-06	Lawrence Hamm	29
2004-05	Lawrence Hamm	20
	Winstonn Tubbs	20
2003-04	Tony Dixon	57
2002-03	Tony Dixon	81
2001-02	Sam Sutton	24
2000-01	Shaun Holtz	22
1999-00	Shaun Holtz	36
1998-99	Shaun Holtz	15
1997-98	Ryan Lexer	16
1996-97	Davon Harp	2
	Ryan Lexer	2
1995-96	Stevie Thomas	34
1994-95	Stevie Thomas	43
1993-94	John James	82
1992-93	John James	63
1991-92	John James	49
1990-91	John James	50
1989-90	William Griffin	26
1988-89	Stephen Dorsey	20
1987-88	Marty Johnson	15
1986-87	Roddy Kirk	15
1985-86	Greg McClinton	54
1984-85	Greg McClinton	29
1983-84	Ken Gorham	18
1982-83	Dereck Hendricks	50
1981-82	Tony Odrick	17
1980-81	Tony Odrick	46
1979-80	Joe Miller	19
1978-79	Lloyd Tucker	18
1977-78	Bobby Washington	48
1976-77	Pat McKinley	86

MINUTES PLAYED

2022-23	Nicolas Timberlake	1,177
2021-22	Nicolas Timberlake	1,128
2020-21	Nicolas Timberlake	536
2019-20	Brian Fobbs	1,027
2018-19	Brian Fobbs	1,049
2017-18	Zane Martin	966
2016-17	Mike Morsell	896
2015-16	Mike Morsell	1,002
2014-15	Four McGlynn	900
	Timajh Parker-Rivera	900
2013-14	Jerrelle Benimon	1,307
2012-13	Jerrelle Benimon	1,116
2011-12	Kris Walden	1,098
2010-11	Isaiah Philmore	1,071
2009-10	Calvin Lee	930
2008-09	Troy Franklin	982
2007-08	C.C. Williams	961
2006-07	Gary Neal	1,167
2005-06	Tim Crossin	955
2004-05	Lawrence Hamm	993
2003-04	Michael Green	985
2002-03	Lawrence Hamm	855
2001-02	Sam Sutton	1,048
2000-01	Sam Sutton	1,037



Lawrence Hamm

1999-00	Brian Barber	878
1998-99	Alphonso Hawes	850
1997-98	Ralph Biggs	922
1996-97	Ralph Biggs	918
1995-96	Ralph Blalock	879
1994-95	Stevie Thomas	780
1993-94	Scooter Alexander	971
1992-93	Devin Boyd	908
1991-92	Terrance Jacobs	945
1990-91	Chuck Lightening	914
1989-90	Kurk Lee	1,085
1988-89	Kurk Lee	966
1987-88	Michael Fink	1,031
1986-87	Bill Leonard	1,028
1985-86	Bill Leonard	964
1984-85	Bill Leonard	901
1983-84	Bill Leonard	984
1982-83	Mark Cooley	929
1981-82	Tony Odrick	909
1980-81	Tony Odrick	930
1979-80	Mike Lyles	871

TOP PERFORMANCES

TOP SCORING GAMES (30 or more)

51	_____	Larry Witherspoon at American (2/17/73)	34	_____	Kurk Lee vs. Lafayette (2/11/89)	31	_____	Nicolas Timberlake vs. Hampton (2/8/23)
46	_____	Devin Boyd at UMBC (2/27/93)	34	_____	Kurk Lee vs. Bucknell (1/25/89)	31	_____	Allen Bertrand at Drexel (2/8/20)
44	_____	Kurk Lee vs. UMBC (12/8/89)	34	_____	Mark Cooley at Drexel (3/7/83)	31	_____	Mike Morsell at Drexel (2/8/18)
41	_____	Gary Neal vs. Samford (11/16/06)	34	_____	Pat McKinley at York College (12/12/75)	31	_____	Jerrelle Benimon at George Mason (2/26/13)
41	_____	Kurk Lee at Drexel (2/10/90)	34	_____	Fred Arnold vs. Johns Hopkins (1959)	31	_____	Gary Neal at Hofstra (1/18/07)
40	_____	Gary Neal at James Madison (1/7/06)	33	_____	Brian Fobbs vs. UMBC (12/10/19)	31	_____	Gary Neal at Drexel (1/23/06)
39	_____	Terrance Jacobs vs. UMBC (2/15/92)	33	_____	A. William Adala Moto at UNCW (2/23/17)	31	_____	Gerald Witherspoon vs. James Madison (3/7/03)
39	_____	Kurk Lee at Delaware (2/15/89)	33	_____	Isaiah Philmore vs. UNCW (2/12/11)	31	_____	Kurk Lee vs. Lehigh (2/26/90)
38	_____	Devin Boyd vs. Delaware (1/30/91)	33	_____	Gary Neal at VCU (1/13/07)	31	_____	Kurk Lee at Syracuse (12/16/89)
38	_____	Kurk Lee at Bucknell (2/18/89)	33	_____	Gary Neal at Loyola (1/15/07)	31	_____	Marty Johnson at Delaware (2/13/88)
38	_____	Larry Witherspoon vs. Salisbury State (2/28/74)	33	_____	Gary Neal vs. Drexel (2/4/06)	31	_____	Roger Dickens vs. Adelphi (1/4/78)
38	_____	Dan Roberts vs. Catholic (12/6/68)	33	_____	Pete Mauro vs. Maine (1/24/99)	31	_____	Mark Cooley at Loyola (2/28/83)
37	_____	Gary Neal vs. Georgia State (2/10/07)	33	_____	Steffan Bunsavage vs. St. Francis (2/3/86)	31	_____	Pat McKinley vs. St. Thomas Aquinas (1/4/77)
37	_____	Devin Boyd at Liberty (2/11/93)	33	_____	Dave Eden vs. Western Maryland (1957)	30	_____	Jerrelle Benimon at Temple (12/12/12)
37	_____	Tony Odrick vs. Long Island (1/23/82)	32	_____	Nicolas Timberlake at Hofstra (2/2/23)	30	_____	Gary Neal at Old Dominion (2/21/07)
37	_____	Dan Roberts vs. Western Maryland (1967)	32	_____	Brian Fobbs at UMBC (12/11/18)	30	_____	Gary Neal vs. Drexel (2/24/07)
36	_____	Zane Martin at Hofstra (2/24/18)	32	_____	Zane Martin vs. Elon (1/27/18)	30	_____	Gary Neal at Georgia State (1/6/07)
36	_____	Gary Neal vs. Delaware (1/24/07)	32	_____	Mike Morsell vs. Elon (2/16/17)	30	_____	Gary Neal at College of Charleston (1/2/06)
36	_____	Gary Neal at VCU (2/2/06)	32	_____	Mike Morsell vs. Drexel (2/2/17)	30	_____	Sam Sutton vs. Northeastern (1/13/01)
36	_____	Gary Neal vs. VCU (2/3/07)	32	_____	Jerrelle Benimon vs. Temple (11/14/13)	30	_____	Brian Barber at Michigan (12/28/99)
36	_____	Gary Neal at Hofstra (1/26/06)	32	_____	Jamaal Gilchrist vs. William & Mary (3/5/04)	30	_____	Ralph Biggs at Hartford (1/30/98)
36	_____	Kurk Lee vs. Navy (12/7/88)	32	_____	Ralph Biggs at Vermont (1/29/98)	30	_____	Ralph Biggs vs. Northeastern (2/28/97)
36	_____	Dan Roberts vs. Bloomsburg (1968)	32	_____	Ralph Biggs vs. Vermont (1/10/97)	30	_____	Ralph Biggs at Louisville (12/30/95)
36	_____	Fred Arnold vs. Johns Hopkins (1960)	32	_____	Devin Boyd at Lehigh (2/8/93)	30	_____	Scotter Alexander at Delaware (12/11/93)
35	_____	Zane Martin vs. William & Mary (1/25/18)	32	_____	Devin Boyd vs. UMBC (2/3/93)	30	_____	Devin Boyd at Coastal Carolina (1/16/93)
35	_____	Roger Dickens vs. Baltimore (3/5/77)	32	_____	Terrance Jacobs at Rider (2/11/92)	30	_____	Kurk Lee vs. Oklahoma (3/15/90)
35	_____	Larry Witherspoon vs. Pitt-Johnstown (2/10/73)	32	_____	Devin Boyd vs. Rider (1/16/91)	30	_____	Kurk Lee vs. Drexel (1/17/90)
34	_____	Nicolas Timberlake at Charleston (2/23/23)	32	_____	Kurk Lee vs. Rider (3/3/90)	30	_____	Donald Leslie at Richmond (1/31/80)
34	_____	Zane Martin at Charleston (2/6/21)	32	_____	Kurk Lee vs. Howard (11/28/89)	30	_____	Kurk Lee at Hofstra (1/28/89)
34	_____	Mike Morsell vs. William & Mary (2/13/16)	32	_____	Kurk Lee at Lehigh (2/25/89)	30	_____	Mark Cooley vs. James Madison (1/19/83)
34	_____	Gary Neal vs. Hofstra (1/12/06)	32	_____	Kurk Lee vs. William & Mary (1/16/89)	30	_____	Brian Matthews vs. Albany (3/3/78)
34	_____	Chuck Lightening vs. Mount St. Mary's (1/27/92)	32	_____	Kurk Lee at Loyola (1/6/89)	30	_____	Brian Matthews vs. Morgan State (1/25/78)
			32	_____	Brian Matthews vs. UMBC (2/11/78)			



Kurk Lee

TOP REBOUNDING GAMES (15 or more)

30	_____	Pat McKinley vs. Roanoke (2/3/75)
25	_____	Pat McKinley vs. Randolph-Macon (2/22/74)
24	_____	Larry Witherspoon vs. Baltimore (2/9/73)
23	_____	Pat McKinley at Frostburg State (2/22/75)
23	_____	Pat McKinley vs. York (2/6/75)
23	_____	Pat McKinley at George Mason (12/12/74)
21	_____	Dennis Tunstall, vs. Delaware (2/14/19)
21	_____	Jerrelle Benimon at Oregon State (12/29/12)
21	_____	Junior Hairston vs. Niagara (12/9/07)
21	_____	Junior Hairston vs. Loyola (11/9/07)
21	_____	Brian Matthews vs. Albany (3/3/78)
21	_____	Pat McKinley vs. Catholic (2/26/76)
21	_____	Pat McKinley vs. Salisbury State (2/28/74)
21	_____	Larry Witherspoon vs. Loyola (1/24/73)
20	_____	Robert Nwankwo vs. Delaware (3/2/12)
20	_____	Lawrence Hamm vs. Georgia State (1/21/06)
19	_____	Cam Holden vs. Penn (11/23/21)
19	_____	Alphonso Hawes at Hartford (1/14/99)
19	_____	Pat McKinley vs. Point Park (1/31/77)
18	_____	Jerrelle Benimon vs. Delaware (2/17/14)
18	_____	Jerrelle Benimon vs. Central Penn (12/10/13)
18	_____	Jerrelle Benimon at Temple (12/12/12)
18	_____	Robert Nwankwo vs. Hampton (12/20/09)
18	_____	Pat McKinley vs. Winston-Salem State (3/4/77)
17	_____	Charles Thompson vs. N.C. A&T (2/18/23)
17	_____	Charles Thompson vs. James Madison (2/23/22)
17	_____	Charles Thompson vs. Bryn Athyn (11/8/19)
17	_____	John Davis vs. Drexel (2/2/17)
17	_____	Jerrelle Benimon vs. UNCW (1/11/14)

TOP PERFORMANCES



Junior Hairston

- 13 _____ C.C. Williams vs. Delaware (1/24/07)
- 13 _____ Brian Allen at Drexel (2/23/02)
- 13 _ Rodney Norris vs. St. Thomas Aquinas (1/4/77)
- 12 _____ Tommy Jones vs. Bucknell (2/5/86)
- 12 _____ Chuck Blue vs. Salisbury State (2/26/72)
- 12 _____ Ed Weibel vs. Shepherd College (1968)
- 11 _____ Cam Holden vs. Delaware (2/16/23)
- 11 _____ Tim Crossin vs. Drexel (2/4/06)
- 11 _____ Michael Keyes at Wintrop (1/26/95)
- 11 _____ Devin Boyd vs. Rider (3/3/90)
- 11 _____ Devin Boyd vs. William & Mary (1/16/89)
- 11 _____ Marty Johnson vs. Caldwell (12/19/88)
- 11 _____ Rica Page vs. Baltimore (1/16/82)
- 11 _____ Leo McGahey vs. Northeastern (1/2/81)
- 11 _____ Leo McGahey vs. Campbell (12/4/80)
- 11 _____ Roger Dickens vs. Baltimore (2/4/78)
- 11 _____ Mike Jeffers vs. York (12/30/75)
- 11 _____ Jim Hubbard vs. Millersville (1970)
- 10 _____ Cam Holden vs. William & Mary (1/28/23)
- 10 _ Jerrelle Benimon vs. Central Penn (12/10/13)
- 10 _____ Kris Walden vs. Drexel (2/4/12)
- 10 _____ Troy Franklin vs. UMBC (12/2/09)
- 10 _____ Troy Franklin vs. UNCW (1/24/09)
- 10 _____ C.C. Williams vs. George Mason (2/13/08)
- 10 _____ C.C. Williams vs. Hofstra (1/30/08)
- 10 _____ C.C. Williams vs. Drexel (1/12/08)
- 10 _____ Tim Crossin vs. Hofstra (1/12/06)
- 10 _____ Brian Allen at Old Dominion (2/4/02)
- 10 _____ Brian Allen vs. Hofstra (1/30/02)
- 10 _____ Brian Allen vs. Northeastern (1/13/01)
- 10 _ Tamir Goodman vs. Northeastern (1/13/01)
- 10 _____ Damon Cason at Michigan (12/28/99)
- 10 _____ Devin Boyd vs. Lafayette (3/5/89)
- 10 _____ Bill Leonard vs. Bucknell (3/2/85)
- 10 _____ James Bruce vs. Drexel (11/30/82)
- 10 _____ Rica Page vs. Siena (1/30/82)
- 10 _____ Leo McGahey vs. Baltimore (1/31/81)
- 10 _____ Donald Leslie vs. St. Mary's (12/10/80)
- 10 _____ Joe Miller vs. West Chester (12/8/80)
- 10 _____ Mike Dukes vs. East Strousburg (1/25/79)
- 10 _____ Rod Norris vs. Catholic (2/26/76)
- 17 _____ Jerrelle Benimon vs. Navy (11/8/13)
- 17 _ Jerrelle Benimon at Old Dominion (1/30/13)
- 17 _ Lawrence Hamm vs. George Mason (2/9/05)
- 17 _____ Joe Miller at Long Island (12/29/79)
- 17 _____ Pat McKinley vs. Baltimore (3/5/77)
- 17 _ Brian Matthews vs. George Mason (12/11/75)
- 16 _ Jerrelle Benimon vs. William & Mary (3/1/14)
- 16 _ Jerrelle Benimon at James Madison (2/26/14)
- 16 _____ Jerrelle Benimon at UNCW (2/10/14)
- 16 _____ Jerrelle Benimon at Delaware (1/25/14)
- 16 _____ Jerrelle Benimon at Drexel (1/5/13)
- 16 _____ Jerrelle Benimon at Georgetown (12/8/12)
- 16 _____ Jerrelle Benimon at UMBC (12/1/12)
- 16 _ Jerrelle Benimon at Eastern Kentucky (11/17/12)
- 16 _____ Alphonso Hawes vs. Boston (1/3/99)
- 16 _ Terrance Jacobs vs. Mount St. Mary's (1/27/92)
- 16 _____ Brian Matthews at C.W. Post (12/10/77)
- 16 _____ Brian Matthews at Bridgeport (12/7/77)
- 16 _____ Pat McKinley vs. UMBC (2/25/77)
- 16 _____ Pat McKinley vs. Morgan State (12/5/75)
- 15 _____ Charles Thompson at LIU (12/2/22)
- 15 _ Charles Thompson vs. William & Mary (1/31/21)
- 15 _____ John Davis vs. Goucher (11/16/14)
- 15 _ Jerrelle Benimon vs. James Madison (2/4/14)
- 15 _ Robert Nwankwo vs. James Madison (2/11/12)
- 15 _____ Lawrence Hamm at VMI (12/11/04)
- 15 _____ Sam Sutton at Drexel (2/23/02)
- 15 _____ Sam Sutton at Long Island (12/4/00)
- 15 _____ Brian Barber at Delaware (1/23/00)
- 15 _ Brian Matthews vs. Mount St. Mary's (2/15/77)

TOP ASSIST GAMES (10 or more)

- 14 _____ C.C. Williams vs. Georgia State (2/10/07)

- 7 _ Charles Thompson vs. William & Mary (1/31/21)
- 7 _____ Walter Foster vs. Drexel (1/16/16)
- 7 _ Jerrelle Benimon vs. William & Mary (1/9/13)
- 7 _ Robert Nwankwo at Georgia State (1/2/10)
- 7 _____ John James vs. American (1/4/94)
- 6 _ Charles Thompson vs. Charleston (1/20/22)
- 6 _ Bilal Dixon vs. Cincinnati Christian (11/19/12)
- 6 _ Robert Nwankwo at Georgia State (1/14/12)
- 6 _____ Robert Nwankwo at Hofstra (1/6/10)
- 6 _ Robert Nwankwo vs. Bowling Green (12/30/09)
- 6 _____ Calvin Lee at Morgan State (12/22/09)
- 6 _____ Calvin Lee vs. Navy (11/14/08)
- 6 _____ Tommy Breaux vs. VCU (1/3/07)
- 6 _____ Tommy Breaux vs. Vermont (12/1/06)
- 6 _____ Tony Dixon vs. William & Mary (1/14/04)
- 6 _____ Tony Dixon at Hofstra (2/26/03)
- 6 _ John James vs. Charleston Southern (1/17/94)
- 6 _____ John James at Liberty (2/11/93)
- 6 _____ John James vs. Lehigh (12/9/93)
- 6 _ Greg McClinton vs. James Madison (12/7/85)
- 6 _____ Joe Miller vs. St. Mary's (12/10/80)
- 6 _____ Bobby Washington vs. Bridgeport (12/7/77)

MOST STEALS (6 or more)

- 11 _____ Marty Johnson vs. Bucknell (2/17/88)
- 10 _____ Roger Dickens vs. Baltimore (3/5/77)
- 9 _ Marty Johnson vs. West Virginia Wesleyan (12/19/88)
- 9 _ Chuck Lightening at George Mason (1/8/92)
- 9 _____ Brian Matthews vs. Morgan State (12/2/77)
- 7 _____ Brian Allen at Hofstra (2/26/03)
- 7 _____ Cam Holden at Elon (1/15/22)
- 6 _____ Cam Holden at Bryant (12/22/22)
- 6 _____ Cam Holden at Delaware (1/24/22)
- 6 _____ Josh Brown vs. James Madison (2/8/10)
- 6 _____ C.C. Williams vs. Hofstra (3/7/08)
- 6 _____ C.C. Williams vs. Georgia State (2/10/07)
- 6 _____ Tim Crossin vs. William & Mary (12/3/05)
- 6 _____ Brian Allen vs. Hofstra (1/15/03)
- 6 _____ Sam Sutton vs. Old Dominion (1/14/02)

MOST BLOCKS (6 or more)

- 9 _ Pat McKinley vs. St. Thomas Aquinas (1/4/77)
- 8 _____ Tony Dixon vs. William & Mary (2/12/03)
- 8 _____ Tony Dixon vs. Norfolk State (12/14/02)



Brian Allen

TEAM RECORDS

POINTS SCORED

Game: _____ 122, vs. Buffalo, 1992
Season: _____ 2,633, 2013-14

POINTS ALLOWED

Game: _____ 120, vs. Maryland, 1994
Season: _____ 2,477, 2013-14

FEWEST POINTS SCORED

Game: _____ 14, vs. Loyola, 1940
Season: _____ 822, 1961-62

FEWEST POINTS ALLOWED

Game: ___ 8, vs. Wilson Teachers College, 1933
Season: _____ 1,116, 1960-61

MOST COMBINED POINTS

Game: _____ 216, vs. UMBC (113-103), 1992
Season: _____ 4,913, 2,479-2,434, 1989-90

FEWEST COMBINED POINTS

Game: _____ 33, vs. Gallaudet (17-16), 1934
Season: _____ 1,965, 822-1,143, 1961-62

LARGEST VICTORY MARGINS

by Towson: _ 69, vs. Bryn Athyn (100-31), 2019
vs. Towson: _____ 63, vs. W&M (31-94), 1948

FIELD GOALS ATTEMPTED

Game: _____ 103, vs. St. Thomas Aquinas, 1976
Season: _____ 2,361, 1976-77

FIELD GOALS MADE

Game: _____ 54, vs. St. Mary's, 1976
Season: _____ 1,117, 1976-77

HIGHEST FIELD GOAL PERCENTAGE

Game: ___ .705 (31-44), vs. Northeastern, 2000
_____ .705 (31-44), vs. C.W. Post, 1977
Season: _____ .499 (740-1482), 1985-86

3-POINT FIELD GOALS ATTEMPTED

Game: _____ 39, vs. North Carolina A&T, 2023
Season: _____ 743, 2021-22

3-POINT FIELD GOALS MADE

Game: _____ 16 3x MR vs. Delaware 2023
Season: _____ 265, 2021-22

3-POINT FIELD GOAL PERCENTAGE

Game: _____ .750 (6-8), at Colorado, 1991
Season: _____ .393 (171-435), 1988-89

FREE THROWS ATTEMPTED

Game: _____ 61, vs. James Madison, 2014
Season: _____ 997, 2013-14

FREE THROWS MADE

Game: _____ 42, vs. Lehigh, 1990
Most Consecutive Made: 23, Dec. 14-22, 2003
Season: _____ 686, 2013-14

HIGH FREE THROW PERCENTAGE

Game: ___ 1.000 (8-8), vs. William & Mary, 2023
_____ 1.000 (8-8), vs. Hofstra, 2022
_____ 1.000 (7-7), vs. William & Mary, 2005
_____ 1.000 (9-9), vs. at Old Dominion, 2003
_____ 1.000 (7-7), vs. Virginia Commonwealth, 2003
_____ 1.000 (15-15), vs. Ohio State, 2004
_____ 1.000 (13-13), vs. Morgan State, 2002
_____ 1.000, (11-11) vs. Drexel, 1985
Season: _____ .771 (468-607) in 2019-20

REBOUNDS

Game: _____ 67, vs. St. Thomas Aquinas, 1976
Season: _____ 1,501, 1976-77

ASSISTS

Game: _____ 31, vs. York College, 1975
Season: _____ 494, 1976-77

BLOCKED SHOTS

Game: _____ 13, vs. George Mason, 1977
Season: _____ 177, 2013-14

STEALS

Game: _____ 25, vs. Gettysburg, 1988
Season: _____ 341, 1990-91

TURNOVERS

Game: _____ 34, vs. Oklahoma, 1992
Season: _____ 580, 2011-12

PERSONAL FOULS


Game: 35, vs. Colorado, 1991; vs. Drexel, 1996
Season: _____ 711, 2013-14

MOST DISQUALIFICATIONS

Game: _____ 4, vs. Virginia Tech, 2003
Season: _____ 20, 2008-09

MISCELLANEOUS RECORDS

Victories in a Season: _____ 27, 1976-77
Games Played in a Season: _____ 36, 2013-14
Consecutive Wins: _____ 23, 1/9/76-2/26/77
Best Record: _____ 27-3, 1976-77
Losses: _____ 31, 2011-12
Consecutive Losses: _____ 41, 1/3/11-1/25/12
Fewest Losses in a Season: _____ 3, 1976-77
League Wins: _____ 15, 2021-22 | 1993-94
Fewest League Wins: ___ 0, 2010-11, 1963-64,
_____ 1962-63, 1961-62
League Losses: _____ 18, 2010-11
Best League Record: _____ 10-0, 1976-77, 1977-78
Highest Scoring Average: _____ 86.3, 1976-77
Lowest Scoring Average: _____ 51.4, 1961-62
Best Defensive Average: _____ 64.3, 2021-22
Worst Defensive Average: _____ 86.8, 1965-66
100-Point Games: _____ 6, 1988-89
Points in Half: _____ 73, vs. Buffalo, 1992
Points in OT: _____ 24, at Bucknell, 1986



Ralph Blalock



Terry Truax

DIVISION I ALL-AMERICANS

2012-13 _____ Jerrelle Benimon, F, Honorable Mention
(Associated Press)
1990-91 _____ Devin Boyd, G, Honorable Mention
(The Sporting News, Basketball Times)
1989-90 _____ Kurk Lee, G, Honorable Mention
(AP, Sporting News, Basketball Times)
1988-89 _____ Kurk Lee, G, All-East Third Team
(Eastern Basketball Magazine)

DIVISION II ALL-AMERICANS

1977-78 _____ Roger Dickens, G (Basketball Weekly);
Brian Matthews, G (NABC)
1976-77 _____ Pat McKinley, C (Basketball Weekly)

COLONIAL ATHLETIC ASSOCIATION

Player of the Year

2013-14 _____ Jerrelle Benimon, F
2012-13 _____ Jerrelle Benimon, F

Coach of the Year

2012-13 _____ Pat Skerry

Sixth Man of the Year

2019-20 _____ Nicolas Timberlake, G

All-CAA

2022-23 _____ Nicolas Timberlake, G - 1st Team
Cam Holden, G - 2nd Team
Charles Thompson, F - 2nd Team
2021-22 _____ Cam Holden, G - 1st team
Nicolas Timberlake, G - 1st team
Charles Thompson, F - 2nd team
2020-21 _____ Zane Martin, G - 2nd team
2019-20 _____ Brian Fobbs, G - 2nd team
Allen Betrand, G - 3rd team
2018-19 _____ Brian Fobbs, G - 2nd team
2017-18 _____ Zane Martin, G - 2nd team
2016-17 _____ John Davis, F - 2nd team
Mike Morsell, G - 3rd team
2015-16 _____ Arnaud William Adala-Moto, F - 2nd team
Mike Morsell, G - 3rd team
2014-15 _____ John Davis, F - 3rd team
2013-14 _____ Jerrelle Benimon, F - 1st team
Marcus Damas, F - 3rd team
Rafriel Guthrie, G - 3rd team
2012-13 _____ Jerrelle Benimon, F - 1st team
2008-09 _____ Junior Hairston, F - 3rd team
2007-08 _____ Junior Hairston, F - 3rd team
2006-07 _____ Gary Neal, G - 1st team
2005-06 _____ Gary Neal, G - 2nd team
Lawrence Hamm, F - 3rd team

All-Rookie Team

2019-20 _____ Jason Gibson, G
2014-15 _____ Mike Morsell, G
2012-13 _____ Jerome Hairston, G
2005-06 _____ Tim Crossin, G
2002-03 _____ Lawrence Hamm, F

All-Defensive Team

2022-23 _____ Charles Thompson, F
2021-22 _____ Cam Holden, G
Charles Thompson, F
2020-21 _____ Charles Thompson, F
2019-20 _____ Dennis Tunstall, F
2018-19 _____ Dennis Tunstall, F
2016-17 _____ Deshaun Morman, G
2015-16 _____ Timajh Parker-Rivera, C
2013-14 _____ Jerrelle Benimon, F
2012-13 _____ Jerrelle Benimon, F
2011-12 _____ Robert Nwankwo, F
2009-10 _____ Robert Nwankwo, F
2003-04 _____ Tony Dixon, C
2001-02 _____ Brian Allen, G

All-Tournament Team

2023 _____ Nicolas Timberlake, G
2009 _____ Junior Hairston, F

All-Academic Team

2016-17 _____ William Adala Moto, F
2015-16 _____ Timajh Parker-Rivera, F
2014-15 _____ Timajh Parker-Rivera, F
Four McGlynn, G
2013-14 _____ Timajh Paker-Rivera, F
2012-13 _____ Kris Walden, G - 2nd team
Bryan Blackstone, G - Honorable Mention

2011-12 _____ Erique Gumbs, F - 2nd team
2009-10 _____ Brian Morris, G - 1st team
2008-09 _____ Brian Morris, G - 1st team
2006-07 _____ Jonathan Pease, F - 2nd team
2004-05 _____ Holden Plack, C

AMERICA EAST

All-AE

2000-01 _____ Sam Sutton, F - 2nd team
Brian Barber, F - 3rd team
1999-00 _____ Brian Barber, F - 2nd team
1995-96 _____ Ralph Blalock, F - 2nd team

All-Tournament Team

1997: _____ Ralph Biggs, F
1996: _____ Ralph Blalock, G

BIG SOUTH CONFERENCE

Coach of the Year

1993-94 _____ Terry Truax
1992-93 _____ Terry Truax

All-BSC

1994-95 _____ Ralph Blalock, G - 1st team
1993-94 _____ Scooter Alexander, G - 1st team
Ralph Blalock, G - 2nd team
1992-93 _____ Devin Boyd, G - 1st team
Scooter Alexander, G - 1st team

All-Rookie Team

1994-95 _____ Ralph Biggs, F
1993-94 _____ Michael Keyes, G

EAST COAST CONFERENCE

Player of the Year

1991-92 _____ Terrance Jacobs, G
1990-91 _____ Devin Boyd, G
1989-90 _____ Kurk Lee, G
1988-89 _____ Kurk Lee, G

Defensive Player of the Year

1991-92 _____ Terrance Jacobs, G
1987-88 _____ Marty Johnson, G

Rookie of the Year

1991-92 _____ Scooter Alexander, G
1988-89 _____ Devin Boyd, G
1983-84 _____ Bill Leonard, G

Coach of the Year

1990-91 _____ Terry Truax
1988-89 _____ Terry Truax

All-ECC

1991-92 _____ Terrance Jacobs, G - 1st team
Chuck Lightening, F - 1st team
1990-91 _____ Devin Boyd, G - 1st team
Chuck Lightening, F - 1st team
1989-90 _____ Kurk Lee, G - 1st team
1988-89 _____ Kurk Lee, G - 1st team
1987-88 _____ Marty Johnson, G - 2nd team
1986-87 _____ Bill Leonard, G - 2nd team
1985-86 _____ Steffan Bunsavage, F - 2nd team
1984-85 _____ Bill Leonard, G - 2nd team
1982-83 _____ Mark Cooley, F - 1st team

All-Rookie Team

1991-92 _____ Terrance Alexander, G
1990-91 _____ John James, C; Matt Campbell, F
1989-90 _____ Chuck Lightening, F
1988-89 _____ Devin Boyd, G
1985-86 _____ John Bays, F
1983-84 _____ Bill Leonard, G

All-Tournament Team

1992 _____ Terrance Alexander, G (MVP);
Terrance Jacobs, G; Chuck Lightening, F
1991 _____ Devin Boyd, G;
Chuck Lightening, F; Terrance Jacobs, G
1990 _____ Kurk Lee, G (MVP); Devin Boyd, G
1988 _____ Marty Johnson, G; Tommy, Jones, G
1987 _____ Marty Johnson, G

TIGER HONOR ROLL

Scholar Athlete

1989-90 _____ Kennell Jones, F

EASTERN COLLEGE ATHLETIC CONFERENCE

All-ECAC

1992 _____ Terrance Jacobs, G - 2nd team

MASON DIXON CONFERENCE

All-MDC

1977-78 _____ Roger Dickens, G - 1st team
Brian Matthews, G - 1st team
Bobby Washington, F - 2nd team
Charles Lawler, F - Honorable Mention
1976-77 _____ Brian Matthews, G - 1st team
Pat McKinley, C - 1st team
Roger Dickens, G - 1st team
Bobby Washington, F - Honorable Mention
Savia Sharp, F - Honorable Mention
1975-76 _____ Pat McKinley, F - 1st team
Bobby Washington, F - 2nd team
1974-75 _____ Pat McKinley, F - 1st team
Brian Matthews, G - Honorable Mention
Bobby Washington, F - Honorable Mention
1973-74 _____ Larry Witherspoon, F - 2nd team
1972-73 _____ Larry Witherspoon, F - 1st team
1971-72 _____ Mel Land, G - 1st team
Larry Purdie, F - Honorable Mention
Chuck Blue, F - Honorable Mention
1970-71 _____ Mel Land, G - 2nd team
1968-69 _____ Dan Roberts, F - 1st team
Mike Parker, G - Honorable Mention
1967-68 _____ Ed Wiebel, F - Honorable Mention

All-Tournament Team

1978 _____ Roger Dickens, G (MVP); Charles Lawler, F
1977 _____ Pat McKinley, C (MVP); Brian Matthews, G
1976 _____ Pat McKinley, C; Rodney Norris, G

NCAA DIVISION II REGIONALS

All-Tournament

1978 _____ Brian Matthews, G
1977 _____ Brian Matthews, G

CoSIDA ACADEMIC ALL-AMERICANS

2011 _____ Brian Morris, G (District 2)
1992 _____ Craig Valentine, G (District 2)
1983 _____ Tom Speicher, F (Honorable Mention)
1976 _____ Ray Tannahill, F (Honorable Mention)

LOU HENSON MID-MAJOR ALL-AMERICANS

2012-13 _____ Jerrelle Benimon, F
2006-07 _____ Gary Neal, G

NABC DIVISION I AII-DISTRICT

2022-23 _____ Nicolas Timberlake, G, 1st team
Cam Holden, G, 2nd team
2021-22 _____ Cam Holden, G, 1st team
Charles Thompson, F, 2nd team
2019-20 _____ Brian Fobbs, G, 2nd team
2018-19 _____ Brian Fobbs, G, 2nd team
2017-18 _____ Zane Martin, G - 2nd team
2013-14 _____ Jerrelle Benimon, F - 1st team
2012-13 _____ Jerrelle Benimon, F - 1st team
2006-07 _____ Gary Neal, G - 1st team

USBWA DISTRICT III

2006-07 _____ Gary Neal, G - 1st team


NBA DRAFT PICKS

1978 _____ Roger Dickens, G
Washington Bullets, 5th Round
1977 _____ Pat McKinley, C
Washington Bullets, 8th Round
1974 _____ Larry Witherspoon, F
Philadelphia 76ers, 10th Round

NBA PLAYERS

2014-15 _____ Jerrelle Benimon (Utah Jazz)
2010-16 _____ Gary Neal, (San Antonio Spurs,
Milwaukee Bucks, Charlotte Hornets,
Washington Wizards)
1990-91 _____ Kurk Lee, G (New Jersey Nets)

1,000-POINT SCORERS

**Devin Boyd****(1988-1993)**


Guard

Baltimore, Md. • Walbrook HS

2,000

Only player in Towson history to score 2,000 points as a Tiger...four-year starter...1991 East Coast Conference Player of the Year...1989 ECC Rookie of the Year...1st team All-ECC in 1991...1st team All-Big South in 1993...ECC All-Tournament in 1990 and 1991...the Tigers' all-time leader with 438 assists...scored 46 points in win at UMBC in 1993, second highest scoring total in school history...team captain three years...played in just one game in 1991-92, fracturing elbow in season opener at Colorado...MVP of 1990 Baltimore Beltway Classic...HM All-American as a senior...a member of the Towson Athletics Hall of Fame.

GP-GS	FG-FGA (Pct.)	3PFGA-FGA (Pct.)	FT-FTA (Pct.)	Assists	Pts./Avg.
116-113	590-1379 (.428)	135-414 (.326)	685-859 (.797)	438	2000/17.2

**Pat McKinley****(1973-1977)**


Center

Baltimore, Md. • City College HS

1,832

Four-year starter with 1,832 points...Towson's all-time rebounding leader with 1,421 rebounds...2nd all-time with 229 blocked shots...led Tigers in rebounding all four years...team's leading scorer as a sophomore and junior...holds single game school records with 30 rebounds and nine blocks...first team All-American as a senior...first team All-Mason-Dixon three years in a row...led Tigers to 27-3 record and number one ranking in NCAA Division II as a senior...named as Mason-Dixon Tournament MVP in 1977...drafted by the NBA's Washington Bullets in the 8th round of the 1977 draft...a member of the Towson Athletics Hall of Fame.

GP-GS	FG-FGA (Pct.)	FT-FTA (Pct.)	Rebounds	Blocks	Pts./Avg.
110-106	811-1637 (.495)	210-431 (.487)	1421	229	1832/16.7

**Scooter Alexander****(1991-1996)**


Guard

Baltimore, Md. • Dunbar HS

1,778

Starter in the Tiger backcourt for four seasons...3rd-leading scorer in school history with 1,778 points...honored as the ECC Rookie of the Year as a freshman...ECC Rookie of the Week six times as a freshman...led 1992 Tigers to ECC championship and was named as the tournament's MVP...named 1st team All-Big South Conference as a sophomore and junior...averaged 17.4 points per game as a junior to lead the team...set Towson single season scoring records for points as a freshman and points as a sophomore...led Tigers to Pre-Season NIT Tournament win over St. John's in 1993...member of Tigers' Big South regular season championship teams in 1993 and 1994...had 194 steals in career, sixth on Tigers' career list.

GP-GS	FG-FGA (Pct.)	3PFGA-FGA (Pct.)	FT-FTA (Pct.)	Assists	Pts./Avg.
112-102	744-1636 (.455)	20-84 (.238)	270-398 (.678)	296	1778/15.9

**Brian Matthews****(1974-1978)**

Guard/Forward

Baltimore, Md. • City HS

1,665

Four-year starter who played forward and guard...led Tigers in scoring as a junior and senior...1st team All-American as a senior at College Division level...1st team All-Mason-Dixon as a junior and senior...helped Tigers to a 53-7 record and back-to-back NCAA Tournament bids in 1977 and 1978...key performer for the Tigers' 1976-77 team which posted a 27-3 record and was ranked number one in NCAA Division II at the end of the regular season...averaged team high 18.8 points per game as a senior...Tigers' top rebounder with an 11.1 average...named to NCAA Division II South Atlantic Regional all-tournament team twice...set Towson's career record with 269 steals...2nd-leading rebounder all-time with 1,062.

GP-GS	FG-FGA (Pct.)	FT-FTA (Pct.)	Rebounds	Assists	Pts./Avg.
114-112	710-1428 (.497)	245-322 (.761)	1062	244	1665/14.6

**Larry Witherspoon****(1971-1974)**

Forward

Baltimore, Md. • City College HS

1,546

Three-year starter...ended career as Towson's all-time leader with 1,546 points...finished as the Tigers' all-time rebounding leader (694)...led the Tigers in scoring as a junior and senior...set Towson's single game record with 51 points at American in 1973, a record that still stands...averaged 25.4 points as a junior, 16th in NCAA Division II...two-time All-Mason-Dixon 1st team pick...led the league in scoring twice...led the Mason-Dixon with 9.5 rebounds per game...first Tiger drafted by the NBA...10th round draft pick by Philadelphia 76ers in 1974.

GP-GS	FG-FGA (Pct.)	FT-FTA (Pct.)	Rebounds	Pts./Avg.
78-73	678-1408 (.482)	190-280 (.679)	694	1546/19.8

**Kurk Lee****(1988-1990)**

Guard

Baltimore, Md. • Dunbar HS

1,541

Honorable mention All-American who scored 1,541 points in two seasons as a Tiger...played one season in NBA with New Jersey Nets...played professionally overseas for a number of years...East Coast Conference Player of the Year as a junior and senior...first team All-ECC twice...led ECC in scoring and steals twice...ECC Player of the Week nine times...led ECC in FT% (.881) as a junior...averaged 25.4 points as a junior and 26.0 points as a senior...led Towson to 1990 ECC title and the school's 1st NCAA Tourney...1990 ECC Tourney MVP...scored 30 points in NCAA Tourney against Oklahoma...owns Towson record with 25.7 career scoring average...set school record with 805 points and 26.0 scoring average in single season...a member of Towson's Athletic Hall of Fame.

GP-GS	FG-FGA (Pct.)	3PFGA-FGA (Pct.)	FT-FTA (Pct.)	Assists	Pts./Avg.
60-57	528-1158 (.456)	143-415 (.345)	342-402 (.851)	142	1541/25.7



Mike Morsell
(2014-2018)
Guard
Fort Washington, Md. • St. John's HS

1,523

Earned All-CAA honors in each of his final three seasons for the Tigers plus was All-Rookie as a freshman... Scored in double figures in 78 out of 130 career games ... Scored at least 30 or more points four times in his career, including a career best 34 points against William & Mary as a sophomore ... Graduated standing in the top-six in Towson history in 3-point field goal attempts, 3-pointers made, starts, made free throws, free throw attempts and field goal attempts.

GP-GS	FG-FGA (Pct.)	3PFGA-FGA (Pct.)	FT-FTA (Pct.)	Assists	Pts./Avg.
130-103	519-1218 (.426)	150-459 (.327)	335-457 (.733)	180	1523/11.7




Nicolas Timberlake
(2018-2023)
Guard
Braintree, Mass. • Kimball Union

1,522

Three-time all-conference pick... first team All-CAA as a graduate student and senior and was named CAA Sixth Man of the Year as a sophomore... led Tigers to a 25-9 record and CAA regular season title as senior, earning the team's first NIT berth... finished his Towson career as the all-time leader in three pointers made with 233 and three pointers attempted with 614... he led the team in scoring two years in a row... had three 30-point games during the 2022-23 season, becoming just the second player in program history to record back-to-back 30-point performances.

GP-GS	FG-FGA (Pct.)	3PFGA-FGA (Pct.)	FT-FTA (Pct.)	Assists	Pts./Avg.
122-90	517-1232 (.420)	233-614 (.379)	255-322 (.792)	193	1522/12.5



Ralph Blalock
(1992-1996)
Guard
Claymont, Del. • Sanford Academy

1,498

Three-time all-conference pick in two leagues... first team All-Big South as a junior and second team All-Big South as a sophomore... led Tigers to a 21-9 record and Big South regular season title as sophomore... second team All-North Atlantic as senior... scored 26 points in Tigers' upset win over Louisville in 1995... hit game-winning 3-pointer at buzzer in 81-78 win over West Virginia... Tigers' top scorer as a junior with a 17.3 average... scored a team high 17.1 points per game as a senior... finished career with a .502 field goal percentage to rank sixth on Tigers' career list... played in Europe professionally for a number of years.

GP-GS	FG-FGA (Pct.)	3PFGA-FGA (Pct.)	FT-FTA (Pct.)	Assists	Pts./Avg.
108-79	565-1125 (.502)	108-272 (.397)	260-339 (.767)	239	1498/13.9




Bill Leonard
(1983-1987)
Guard
McKeesport, Pa. • McKeesport HS

1,469

Four-year starter... named second team All-East Coast Conference as a sophomore and senior... Tiger captain as a junior and senior... ended career with 1,469 points as Towson's all-time Division I scoring leader... ECC Rookie of the Year as a freshman... ECC Rookie of the Week five times... ended career with 366 assists, a Towson record... had career high 27 points in final college game, the 1987 ECC Championship Game... Towson's Senior Athlete of the Year in 1987... scored team high 14.9 points per game as a senior... led team in steals three times... had 219 career steals, third on all-time list... assistant basketball coach at Towson for two years... good free throw shooter with a .766 career mark... a member of the Towson Athletics Hall of Fame.

GP-GS	FG-FGA (Pct.)	3PFGA-FGA (Pct.)	FT-FTA (Pct.)	Assists	Pts./Avg.
112-109	562-1214 (.463)	30-92 (.326)	315-411 (.766)	366	1469/13.1



Bobby Washington
(1974-1978)
Forward
Suitland, Md. • Northwestern HS

1,437

Four-year starter at forward and center... named All-Mason-Dixon Conference four times... second team All-Mason-Dixon as a junior and senior... honorable mention All-Mason-Dixon twice... led Tigers to a 53-7 record and two NCAA Tournament bids as a junior and senior... Tigers' third-leading rebounder with 970... third on Tigers' all-time list of blocked shot leaders upon graduation... Tigers' 2nd-leading scorer as a freshman and sophomore... co-captain Mason-Dixon championship team as a senior... member of the Towson Athletics Hall of Fame.

GP-GS	FG-FGA (Pct.)	FT-FTA (Pct.)	Rebounds	Pts./Avg.
114-112	639-1038 (.616)	159-245 (.649)	970	1437/12.6



George "Bucky" Kimmett
(1947-1951)
Forward
Baltimore, Md. • Poly HS

1,418

First Towson player to score 1,000 career points ... four-year starter who averaged 18.6 points per game as a senior ... scored school record 503 points in senior season ... very successful high school basketball coach in Baltimore City for 31 seasons ... also played four years of college baseball and two years of soccer at Towson ... compiled a 333-313 record as the head coach at Baltimore's Poly High School ... coached Poly to the 1995 Maryland state basketball championship ... one of the first inductees into the Towson Athletic Hall of Fame.

GP-GS	FG-FGA (Pct.)	3PFGA-FGA (Pct.)	FT-FTA (Pct.)	Pts./Avg.
97-	555-	-----	308-462 (.666)	1418/14.6

1,000-POINT SCORERS

**Ralph Biggs****(1994-1998)**


Forward

Washington, N.C. • Washington HS

1,387

Two-year starter at forward...named to America East All-League third team as a senior...averaged 18.4 points as a senior, third in America East...ranked fourth in America East with a .529 field goal percentage in 1998...selected to compete in Slam Dunk Competition at 1998 NCAA Final Four...named to all-tournament team at 1997 America East Tournament after scoring 43 points in two games...third-leading scorer in America East as a junior with an 18.8...named to Big South All-Rookie team as a freshman...named Towson's Male Athlete of the Year in 1997 and 1998...enjoyed a long professional career playing overseas...inducted into the Towson Athletics Hall of Fame in 2017.

GP-GS	FG-FGA (Pct.)	3PFGA-FGA (Pct.)	FT-FTA (Pct.)	Rebounds	Pts./Avg.
111-73	491-920 (.534)	57-144 (.396)	348-475 (.733)	475	1387/12.5

**Lawrence Hamm****(2002-2006)**

Forward

Harrisburg, Pa. • Harrisburg HS

1,318

Four-year starter...third team All-CAA as a senior...6th-leading scorer in the CAA with a 15.6 average...second-leading rebounder (9.1) in CAA...ranked 2nd in CAA in field goal percentage (.574)...played in all 114 games in his four-year career...started 109 games...four-year team captain...member of CAA's All-Rookie team...CAA Rookie of the Week three times...Tigers' top rebounder all four years...set Towson Division I record with 20 rebounds against Georgia State as a senior...set school record with 3,705 career minutes played...fourth-leading career rebounder...named as Towson's Senior Male Athlete of the Year.

GP-GS	FG-FGA (Pct.)	3PFGA-FGA (Pct.)	FT-FTA (Pct.)	Rebounds	Pts./Avg.
114-109	505-1047 (.482)	41-145 (.283)	267-365 (.732)	788	1318/11.6

**Chuck Lightning****(1989-1992)**

Forward

Silver Spring, Md. • Springbrook HS

1,305

First team All-East Coast Conference as a junior and senior...key performer for the Tigers' three straight ECC championship teams...named to all-tournament team at ECC Tournament as a junior and senior...averaged 16.1 points per game as a junior, sixth in the ECC...honored as CBS Chevrolet Player of the Game after scoring game high 26 points with six rebounds against Ohio State in 1991 NCAA Tourney...averaged 18.1 points per game as a senior...led Tigers to third straight ECC title by scoring 65 points in three games...a member of the Towson Athletics Hall of Fame.

GP-GS	FG-FGA (Pct.)	3PFGA-FGA (Pct.)	FT-FTA (Pct.)	Rebounds	Pts./Avg.
91-63	513-1198 (.428)	29-79 (.367)	250-371 (.674)	445	1305/14.3

**Brian Barber****(1997-2001)**


Forward

Annapolis, Md. • Annapolis HS

1,259

Three-year starter...led the Tigers in scoring three years in a row...two-time selection to America East all-league team...named second team all-league as a junior and third team all-league as a senior...averaged 17.0 points per game as a junior, fourth in AE...also second in AE with a .539 field goal percentage as a junior...team captain as a senior...led Tigers in rebounding as a junior with a 6.7 average...winner of the Doc Minnegan Scholarship.

GP-GS	FG-FGA (Pct.)	3PFGA-FGA (Pct.)	FT-FTA (Pct.)	Rebounds	Pts./Avg.
104-87	484-941 (.514)	0-15 (.000)	291-399 (.729)	239	1259/12.1

**Gary Neal****(2005-2007)**

Guard

Aberdeen, Md. • Calvert Hall HS

1,254

Scored 1,254 points in less than two full seasons at Towson...transferred from La Salle where he scored 1,041 points...Atlantic 10 Rookie of the Year in 2003...ranked among the nation's top five scorers each year...led the Colonial Athletic Association in scoring with a 25.6 average in his senior year, a CAA record...broke 14 Towson records...810 points in his senior year...one of only three players in college basketball history to score 1,000 points at two different Division I schools...became the 427th player in NCAA basketball history to score over 2,000 career points...one of only two Towson players to ever score 40 or more points twice in a career...named All-CAA First Team in his senior year...chosen to CollegeInsider's Mid-Major All-American team, the National Association of Basketball Coaches All District First Team, and the U.S. Basketball Writers' All District III Team...after three seasons abroad in the European Leagues he signed with the San Antonio Spurs, becoming just the second Towson player to play in the NBA...Enshrined in Towson Athletics Hall of Fame in 2019.

GP-GS	FG-FGA (Pct.)	3PFGA-FGA (Pct.)	FT-FTA (Pct.)	Assists	Pts./Avg.
49-46	405-909 (.446)	155-431 (.360)	289-351 (.823)	160	1254/25.6

**Jerrelle Benimon****(2012-2014)**

Forward


Warrenton, Va. • Fauquier HS

1,203

Two-time CAA Player of the Year...started all 67 games in which he appeared in his two seasons at Towson...transferred from Georgetown...helped the Tigers set a Division I record for wins in a season...finished career with 1,203 points...averaged 18.7 points per game as a senior after averaging 17.1 as a junior...recorded 1,000th-career point in the second half at William & Mary on Feb. 15, 2014...fifth player in school history to record 1,000 points in two seasons...became eighth player in CAA history to win back-to-back player of the year honors...also named All-CAA First Team and CAA All-Defensive Team both seasons...earned Associated Press Honorable Mention All-America as a junior...scored a career-high 32 points against a Temple as a senior, besting his old career mark of 31 set against George Mason his junior season...recorded first triple-double in school history on Dec. 10, 2013...recorded second-most rebounds in a season, 404, in CAA history, trailing only David Robinson...ended senior season with 21 double-doubles, and ranked second in the nation in rebounds per game (11.2).

GP-GS	FG-FGA (Pct.)	3PFGA-FGA (Pct.)	FT-FTA (Pct.)	Rebounds	Pts./Avg.
67-67	413-778 (.531)	34-93 (.366)	343-498 (.689)	750	1203/18.0

1,000-POINT SCORERS

**Terrance Jacobs****(1990-1992)**

Guard

Annapolis, Md. • Southern HS

1,170

Honored as East Coast Conference Player of the Year as a senior...led ECC in scoring with a 23.1 clip...also led the ECC with a 7.9 rebounding mark...helped Tigers win two straight ECC championships...earned all-tournament honors at ECC Championship twice...named second team All-ECAC in 1992...scored 39 points in win over UMBC to set Towson Center record for points scored by a Tiger...averaged 15.9 points per game as a junior...transferred to Towson from Allegany JC...played one year at Old Dominion.

GP-GS	FG-FGA (Pct.)	3PFGA-FGA (Pct.)	FT-FTA (Pct.)	Rebounds	Pts./Avg.
60-51	432-890 (.485)	41-127 (.323)	265-393 (.674)	395	1170/19.5

**Steffan Bunsavage****(1982-1986)**


Forward

Richmond, Va. • Douglas Freeman HS

1,155

Four-year starter...led the Tigers in scoring as a senior with a 15.3 average...ninth-leading scorer in the East Coast Conference in 1986 who led the ECC in rebounding (7.9) and field goal percentage (.570)...named second team All-ECC as a senior...Tigers' leading rebounder three years in a row...named as Most Valuable Player at the 1983 Olde Fayetteville Classic...scored career high 33 points against St. Francis (Pa.) as a senior...honored as ECC Rookie of the Week as a freshman...recorded 11 double-doubles as a senior.

GP-GS	FG-FGA (Pct.)	3PFGA-FGA (Pct.)	FT-FTA (Pct.)	Rebounds	Pts./Avg.
108-88	459-914 (.502)	----	237-329 (.720)	594	1155/10.7

**Marcus Damas****(2011-2014)**

Forward

Bay Shore, N.Y. • Bay Shore HS

1,140

Appeared in 98 career games, earning the start in 96...helped the Tigers to one of the greatest turnarounds in NCAA history in his three seasons...finished career with 1,140 points...became 23rd player to eclipse the 1,000-point plateau against Hofstra on Jan. 27...earned third-team all-CAA honors as a senior...tied for the team lead in scoring as a sophomore, while ranking second as a junior and third as a senior...averaged double figures all three years at Towson...posted a career-best 26 points, including six three-pointers against Drexel on Feb. 4, 2012...tied that mark of 26 points against Drexel on Jan. 14, 2014.

GP-GS	FG-FGA (Pct.)	3PFGA-FGA (Pct.)	FT-FTA (Pct.)	Rebounds	Pts./Avg.
98-96	387-960 (.403)	122-378 (.323)	244-344 (.709)	511	1140/11.6

**John Davis****(2013-17)**

Forward

Philadelphia, Pa. • Neumann-Goretti HS

1,117

As part of the winningest four-year run in Towson's Division I era, Davis experienced more Division I victories than any player in school history with 77... Davis earned second team All-CAA honors following his sophomore and senior seasons... Davis has scored in double figures 56 times and collected 23 double-doubles... Davis 713 rebounds (seventh in program history)... He is one of six men's basketball players in program history to have scored 1,000 career points and finish with at least 700 rebounds.

GP-GS	FG-FGA (Pct.)	3PFGA-FGA (Pct.)	FT-FTA (Pct.)	Assists	Pts./Avg.
116-35	431-888 (.489)	31-91 (.341)	221-336 (.658)	55	1114/9.9

**Brian Fobbs****(2018-2020)**

Guard

Rochester, N.Y. • Genesee C.C.

1,083

Two-year starting guard...first two-year JC transfer to score 1,000 points at Towson since Roger Dickens (1976-78)... Led the Tigers in scoring both years, earning All-CAA Second Team in 2018-19 and 2019-20... Upon graduation, stood in the top-10 in Towson history in scoring average and free throw percentage... started all 64 games in Towson career with over 1,000 minutes played each year... earned CAA Player of the Week three times... NJCAA All-America at Genesee, earning 1,306 points in JUCO career.

GP-GS	FG-FGA (Pct.)	3PFGA-FGA (Pct.)	FT-FTA (Pct.)	Rebounds	Pts./Avg.
64-64	368-871 (.443)	119-335 (.355)	192-234 (.821)	346	1083/16.9

**Mel Land****(1969-1972)**

Guard

Baltimore, Md. • City College HS

1,081

Three-year starter...led the Tigers in scoring as a junior and senior...two-time All-Mason Dixon Conference selection...led the Tigers to a 15-10 record as a senior and the semi-finals of the Mason-Dixon Conference Tournament...averaged a team high 16.4 points per game in 1972... team captain as a senior...averaged 16.8 points per game as a junior... second player in school history to score 1,000 points.


GP-GS	FG-FGA (Pct.)	3PFGA-FGA (Pct.)	FT-FTA (Pct.)	Assists	Pts./Avg.
73-	417-	----	247-	--	1081/14.8

1,000-POINT SCORERS

**Zane Martin**
(2016-18, 2020-21)Guard
Philadelphia, Pa. • Neumann-Goretti HS**1,063**

Two-time All-CAA Second Team guard, leading Towson in scoring in the 2017-18 and 2020-21 seasons... 2017-18 Lou Henson Award Mid-Season Watch List for best mid-major player in the country... 2017-18 NABC All-District 10 Team... twice ranked in the top-five in the Colonial Athletic Association in scoring... finished with 28 20+ point games and 63 double digit scoring games... played 2019-20 season at New Mexico, earning Mountain West Academic All-Conference Team.

GP-GS	FG-FGA (Pct.)	3PFGA-FGA (Pct.)	FT-FTA (Pct.)	Assists	Pts./Avg.
80-48	383-896 (.427)	105-317 (.331)	192-271 (.708)	171	1063/13.3

**Roger Dickens**
(1976-1978)Guard
Baltimore, Md. • City College HS**1,057**


Two-year starter who led the Tigers to a 53-7 record... transfer from Baltimore City Community College, the first JC transfer to score 1,000 career points at Towson... honored as third team All-American in 1978... earned first team All-Mason-Dixon Conference honors as a junior and senior... led Tigers to 1978 Mason-Dixon title and was tourney MVP... NBA draft pick by Washington Bullets in the 5th round of 1978 draft... scored a career high 35 points in 1977 NCAA Division II South Atlantic regional championship game... averaged 17.6 points and 5.0 assists per game as a Tiger... helped Tigers earn back-to-back appearances in the NCAA Division II Tournament.

GP-GS	FG-FGA (Pct.)	3PFGA-FGA (Pct.)	FT-FTA (Pct.)	Assists	Pts./Avg.
60-59	439-1048 (.423)	----	179-226 (.792)	299	1057/17.6

**Charles Thompson**
(2019-Present)Forward
Fort Washington, Md. • St. Stephens & St. Agnes (Va.)**1,037**

Four-year starter for the Tigers who is a three-time CAA All-Defensive Team and a two-time All-CAA Second Team selection... has 14 double doubles during his career and averaged a career-best 12.2 points per game as a senior... led the Tigers in blocks during his junior and senior seasons.

GP-GS	FG-FGA (Pct.)	3PFGA-FGA (Pct.)	FT-FTA (Pct.)	Assists	Pts./Avg.
117-83	429-755 (.568)	0-3 (.000)	179-290 (.617)	121	1037/8.9

**Donald Leslie**
(1979-1983)Guard
Baltimore, Md. • Douglas HS**1,031**

Three-year starter... scored a career high 30 points to lead Tigers to a win at Richmond in freshman season, Towson's first-ever Division I road win... clutch free throw shooter who made 21 in a row as a sophomore... the MVP at 1982 Crab Cake Festival Tourney after scoring 33 points in wins over Campbell and UNC Wilmington... first Tiger to be named as East Coast Conference Player of the Week.

GP-GS	FG-FGA (Pct.)	3PFGA-FGA (Pct.)	FT-FTA (Pct.)	Assists	Pts./Avg.
92-78	397-895 (.444)	----	237-333 (.712)	265	1031/11.2

**Michael Fink**
(1984-1988)Guard
Kensington, Md. • Woodward HS**1,029**

Three-year starter who played forward and guard during college career... became 12th member of Tigers' 1,000-point club when he scored his 1,000th point during the 1988 East Coast Conference Tournament... co-captain as a senior... scored 51 points in three ECC Tournament games as a junior, helping Tigers reach finals... honored as ECC Player of the Week as a sophomore when he made 13 consecutive field goal attempts in two games... finished career as the Tigers' career leader in free throw percentage with an .831 mark.

GP-GS	FG-FGA (Pct.)	3PFGA-FGA (Pct.)	FT-FTA (Pct.)	Assists	Pts./Avg.
98-87	382-871 (.439)	58-169 (.343)	207-249 (.831)	263	1029/10.5

**Mark Cooley**
(1979-1983)Forward/Guard
Baltimore, Md. • Edmondson HS**1,011**

Three-year starter who led the East Coast Conference in scoring as a senior... led ECC with an 18.1 average... named first team All-ECC as a senior... scored career high 34 points in final game of career, an ECC Tournament loss at Drexel... scored 506 points as a senior after scoring 505 points in first three seasons... team co-captain as a senior... led the Tigers in rebounding as a senior with a 5.8 average.

GP-GS	FG-FGA (Pct.)	3PFGA-FGA (Pct.)	FT-FTA (Pct.)	Rebounds	Pts./Avg.
105-68	424-943 (.450)	----	163-203 (.803)	421	1011/9.6

ALL-TIME ROSTER

A	
Aaron, Sid	1938-39
Aaronson, Phil	1928-30
Abraham, Dennard	2005-07
Adala Moto, Arnaud William	2015-17
Adams, Will	2011-12
Alexander, Scooter	1991-94, 95-96
Allen, Brian	1999-03
Allen, Cam	2020-21
Allen, Dave	1978-80
Alston, Barrington	2012-14
Anatasi, Rob	1958-61
Anderson, Josh	1993-97
Appel, Tom	1969-70
Arnold, Fred	1956-57, 59-61
Astroth, A.J.	2013-16
August, Herb	1950-51
Augustus, Kerry	1998-02
Austerlitz, Denny	1936-38
Ayers, Jerry	1967-68
B	
Bader, William	1927-28
Banks, Kemp	1984-85
Barb, Kenny	2004-06
Barber, Brian	1997-01
Barlow, Joseph	1927-29
Barnes, Ken	1961-62
Basey, Adrian	1986-88
Baugh, Herbert	1968-70
Bays, John	1985-89
Beers, Edward	1963-64
Benimon, Jerrelle	2012-14
Berg, J. Smith	1963-64
Berlin, Herman	1928-29
Betrand, Allen	2018-20
Biekeu, Chris	2020-present
Biggs, Ralph	1994-98
Binder, Bill	1951-54
Blackstone, Bryan	2011-13
Blakesly, Art	1965-67
Blalock, Ralph	1992-96
Blanks, Keon	2001-03
Blue, Chuck	1971-73
Blum, Sidney	1941-42
Bohrer, Abraham	1928-29
Bond, Korb	1951-52
Boniface, Casper	1941-42
Bonner, David	1979-81
Boyd, Devin	1988-93
Boyle, Marc	1985-89
Bradshaw, Bruce	1966-67
Breaux, Tommy	2006-07
Brewster, David	2008-10
Brilliant, Oscar	1941-42
Britton, Pat	1974-77
Brooks, Paul	1975-76
Brose, Irwin	1929-31
Brown, Rick	1967-68
Brown, Gary	1983-84
Brown, Josh	2009-11
Brown, Larry	1989-93
Brown, Joe	1948-50
Brown, Jeff	1980-82
Bruce, James	1982-83
Bull, Carl	1927-28
Bunsavage, Steffan	1982-86
Burger, Amon	1948-51
Burgess, Bob	1957-58
Burroughs, Eugene	1923-24
Burwell, Mike	2012-14
Byer, Henry	1927-28
Byers, Dave	1967-69
Byrd, Ricky	1985-87
C	
Caldwell, Tom	1990-94
Caliguiran, Chris	2018-22
Callahan, Tom	1963-66
Campbell, Matt	1990-94
Carr, Vernon	2007-09
Casey, Tim	1964-66
Cason, Damon	1995-00
Chernack, Sidney	1927-28
Chilcoat, Charles	1941-42
Clay, Francis	1974-76
Clayman, Yale	1931-32
Coard, Curley	1972-73
Cohen, Sid	1929-31
Cohen, Louis	1937-39
Cohen, Sol	1937-39
Colburn, Bob	1951-52
Colclough, Mike	1985-90
Cole, Mel	1934-36
Coleman, Terry	1965-66
Coleman, Art	1976-77
Coleman, Richard	1940-41
Coleman, Rocky	2005-09
Coleman, Tyler	2021-present
Collins, Christian	2011-13
Comeaux, Chris	1983-84
Conner, Dre	2010-11
Conway, Ryan	2022-present
Cook, Deyon	2011-12
Cooley, Mark	1979-83
Cooper, Everett	1987-88
Corbill, Steve	1973-74
Corbin, Lee	1925-26
Cox, Robert	1940-41
Cox, Luther	1937-40
Creslak, Clayton	1961-63
Crippen, Myron	1997-79
Cross, Greg	2019-21
Crossin, Tim	2005-09
Crump, Jason	1993-95
Curland, Bob	1936-37
Curley, Tom	1964-65
D	
Daley, Macco	1964-66
Damas, Marcus	2011-14
Davalli, Josh	1998-00
Davidson, David	1929-31
Davis, John	2013-17
Davis, Mike	2015-16
Deerr, Richie	1976-79
Dellingner, Matt	1995-96
Dempsey, Tom	1979-80
Denaburg, Jerry	1928-30
dePablo, Raul	1996-00
Dickens, Roger	1976-78
Dieter, Glenn	1981-85
Dixon, Bilal	2012-13
Dixon, Tony	2001-05
Dorn, Frank	1940-41
Dorsey, Stephen	1987-89
Dottin, Jakigh	2018-21
Dotson, Calvin	2001-03
Dougherty, Ronald	1962-64
Downs, Jack	1950-53
Drayton, Quinton	2017-19
Dublin, Lafayette	2004-06
Dugan, Raymond	1931-32
Duhan, Duke	1931-32
Dukes, Michael	1976-80
Dupree, Braxton	2010-11
Durant, Tony	2007-09
Durrant, Gary	1994-95
Durry, John	1925-26
Dzambo, Ron	1967-69
E	
Earl, Derrick	1995-97
Eastham, Dick	1967-69
Eden, Dave	1956-59
Edwards, Mark	1989-90
Elliott, Dan	1958-61
Ellis, Mike	1974-75
Evans, Butch	1984-85
F	
Fabiszak, Russ	1962-65
Fair, Anthony	2006-07
Feldman, Skip	1956-60
Feldman, Steve	1970-73
Fields, Victor	1977-78
Fink, Michael	1984-88
Fischer, John	1928-30
Flash, Jamel	2011-15
Fletcher, Cantrell	2004-05
Flook, Howard	1927-28
Fobbs, Brian	2018-20
Fofana, Mohammed	2000-02
Foley, Jim	1952-53
Foster, Al	1951-52
Foster, Walter	2013-16
Fowble, Franklin	1928-29
Fowlkes, Charlie	1972-73
France, Menaris	1921-22
Franklin, Troy	2008-10
Friesland, Max	1953-54
Furlinsky, Ed	1971-72
G	
Galaway, Ed	1950-51
Galperin, Harold	1928-29
Gamse, David	1946-47, 53-55
Garber, Jack	1954-56
Gardner, Carroll	1923-24
Gaver, Willard	1941-42
Gavrilovic, Alex	2014-15
Gemmill, Charley	1964-66
Gentry, Leonard	1927-28
Gerruti, Edward	1931-32
Gettier, Don	1976-78
Gettier, Charles	1965-66
Gibson, Jason	2019-23
Giergen, Alex	2011-12
Gilchrist, Jamaal	2002-04
Gill, Dave	1967-68
Gill, Tyler	2021-22
Glibas, Frank	1947-48
Goldberg, Samuel	1928-29
Goldstein, Paul	1928-29
Goldstein, Edward	1928-30
Goldwin, Richard	1946-47
Goode, Derrick	2000-05
Goodman, Tamir	2000-01
Goodrich, Sean	2006-07
Gordon, Eliezar	1983-85
Gordon, Lenny	1973-75
Gordon, Doc	1936-39
Gorham, Justin	2016-18
Gorham, Kenny	1982-86
Gorman, Milliard	1921-23
Goudy, George	1958-59
Gray, Juwan	2018-22
Green, Michael	2003-05
Greenwell, Toby	1959-62
Grey, Omari	1996-98
Griffin, William	1989-93
Grumberg, Ernan	1983-85
Gumbs, Erique	2009-12
Guthrie, Rafriel	2012-14
H	
Hackey, George	1969-71
Hackman, John	1941-42
Haggerty, Joseph	1930-32
Hairston, Ernest	1996-98
Hairston, Jerome	2012-14
Hairston, Junior	2007-09
Halstead, Harry	1948-49
Hamm, Lawrence	2002-06
Hammond, Alvey	1923-24
Harman, Wayne	1956-57
Harp, DaVonn	1996-98
Harris, Lee	1997-98
Harris, Joe	1931-32
Harron, Jack	1952-53
Harsh, John	1967-68
Hart, Ryan	1950-51
Hartman, Fran	1961-62
Haughton, Nigel	2019-20
Hawes, Alphonso	1997-99
Hawkins, Byron	2014-16
Hawkins, Richard	1963-64
Held, Brandon	2021-present
Heidler, Scott	1988-91
Hendricks, Dereck	1981-83
Henry, Wendell	1981-82
Herbert, Tom	1970-71
Hess, David	1940-41
Hibbert, Hakeem	2005-06
Hicks, Greg	1972-74
Hicks, Radhir	2021-present
Hinman, Skip	1958-61
Hittleman, John	1925-26
Hogarth, Jim	1964-67
Holden, Cam	2021-23
Holland III, Curtis	2020-21
Holtz, Shaun	1998-01
Hoover, Dion	1958-59
Horn, Willie	1980-81
Hottes, Jim	1948-51
Howard, Tobias	2018-19
Hubbard, Jim	1969-71
Huff, Lyman	1928-29
Huff, Parley	1928-29
Hummelfork, Jack	1929-30
Hunt, Buckley	1956-58
Hyle, Tim	1999-00
I	
Insinga, Frank	1962-66
Ireton, John	1946-47
Ivory, Josh	2014-16
J	
Jackson, Ricky	1982-83
Jackson, Trevan	2003-07
Jacobs, Terrance	1990-92
James, John	1990-94
Jansen, August	1930-32
Jaskulski, Carroll	1969-70
Jay, Joey	1971-73
Jedlicka, Jed	1951-52
Jedrick, Mike	1973-76
Jennings, John	1984-85
Johnson, Carlton	1980-82
Johnson, Larry	1974-78
Johnson, Marty	1986-88
Johnson, Sandy	1957-58
Jones, Deon	2011-12
Jones, Donald	1981-84
Jones, Ed	1967-70
Jones, Gus	1973-75
Jones, Kennell	1988-90
Jones, Lloyd	1978-79
Jones, Tommy	1985-88
Jones Jr., Darrick	2020-22
Jordan, Greg	1975-77
Joseph, Olugbemi	2021-present
K	
Kannegieter, Ryan	2006-09
Karwacki, Paul	1954-55
Kauffman, Mark	1985-86
Kay, Tom	1982-83
Kearney, Eric	1986-87
Keith II, Eddie	2014-18
Kenah, Peter	1994-98
Kennedy, Phil	1954-56
Kennedy, Mike	1953-57
Keyes, Michael	1993-97
Kimmitt, George	1947-51
King, Dave	1956-59
Kinling, Fred	1970-71
Kipe, Ed	1968-70
Kirby, James	1921-23
Kirk, Roddy	1983-87
Klein, Mike	1966-67
Krabbe, Bob	1950-51
Krueger, Archie	1940-42
L	
Lamb, Melvin	1972-73
Land, Mel	1969-73
Lane, Bob	1950-51
Lastner, Frank	1952-54
Lawler, Charles	1976-79, 80-81
Lawless, Ted	1927-28
Lee, Calvin	2008-10
Lee, Dick	1961-62
Lee, Kurk	1988-90
Leitch, Dick	1955-56
Leonard, Billy	1983-87
Leslie, Donald	1979-83
Lester, Lionel	1971-73
Levin, Sol	1937-38
Lexer, Ryan	1994-98
Lichtfuss, Henry	1954-58
Lightening, Chuck	1988-92
Lipsitz, Morton	1929-30
Little, Baynard	1923-24
Liverman, Joe	1977-79
Livingston, Reese	1952-56
Locke, Burton	1941-42
Locksley, Mike	1991-92
Logan, Ken	1997-98
Lotocki, Chuck	1972-73
Lyles, Mike	1979-80
Lynn, Tom	1969-70
Lynn, Dennis	1966-67
M	

ALL-TIME ROSTER

Maczis, Bill _____ 1951-52, 54-56
 Mahoney, Tim _____ 1968-69
 Mahoney, Bill _____ 1925-26
 Manley, Ray _____ 1971-73
 Manning, Patrick _____ 1990-94
 Manns, Mike _____ 1990-91
 Marshall, Marquis _____ 2012-14
 Martin, Lee _____ 1925-26
 Martin, Dwayne _____ 1987-89
 Martin, Zane _____ 2016-18, 2020-21
 Masemore, Jerry _____ 1956-60
 Mason, Andrew _____ 1990-94
 Matthews, Brian _____ 1974-78
 Matthews, J.J. _____ 2016-17
 Mauro, Pete _____ 1998-99
 Maxwell, Bryce _____ 1921-22

May, Christian _____ **2022-present**

McAuliffe, Tom _____ 1954-58
 McCartney, Jake _____ 2002-03, 04-05
 McClinton, Greg _____ 1981-82, 83-86
 McGainey, Leo _____ 1980-81
 McGlynn, Four _____ 2012-15
 McKinley, Pat _____ 1973-77
 McNeil, Jordan _____ 2014-19
 McSweeney, Cilk _____ 2002-03
 Meehling, Oscar _____ 1931-32
 Meredith, Jonah _____ 2013-15
 Merritt, Brian _____ 2000-01
 Meyers, Walt _____ 1971-74
 Miller, Bill _____ 1950-51
 Miller, Isaac _____ 1925-26
 Miller, Jim _____ 1958-61
 Miller, Joe _____ 1979-81
 Miller, Mike _____ 1961-62
 Miller, Sam _____ 1936-38
 Miller, Samuel _____ 1946-48
 Mims, Demetrius _____ 2019-21
 Mines, Bill _____ 1941-42

Missouri, Malik _____ **2022-present**

Mitchell, Michael _____ 1978-79
 Mohler, Gary _____ 1948-50
 Monk, Ben _____ 1971-72
 Montgomery, Terrance _____ 1986-87
 Moody, Quintin _____ 1992-96
 Morgan, Orson _____ 1988-89
 Morin, Michael _____ 1985-86, 88-90
 Morman, Deshaun _____ 2015-18
 Morris, Brian _____ 2008-11
 Moresell, Mike _____ 2014-18
 Mudd, Dave _____ 1951-52
 Muldrow, Walt _____ 1971-72
 Muldrow, Ed _____ 1987-89
 Mullen, Gary _____ 1984-85
 Murphy, Mike _____ 1961-62
 Murphy, Greg _____ 1977-78
 Myers, Cliff _____ 1973-75
 Myles, Paul _____ 1948-50

N

Neal, Gary _____ 2005-07
 Newton, Jim _____ 1964-67
 Newton, Derrick _____ 1996-98
 Nicodemus, Jesse _____ 1931-32
 Nolan Jr., Terry _____ 2021-22
 Nollert, Bill _____ 1951-52
 Norris, Rodney _____ 1975-77
 Norris, Dick _____ 1967-69
 Nwankwo, Robert _____ 2007-12

O

O'Brien, Pete _____ 1947-48
 O'Brien, Robert _____ 1963-64
 Odrick, Tony _____ 1980-82

P

Paar, Chase _____ **2021-present**
Paar, Cole _____ **2022-present**
 Page, Rica _____ 1981-85
 Parker, Mike _____ 1967-69
 Parker-Rivera, Timajh _____ 2012-16
 Pater, Bob _____ 1969-70
 Patrick, Al _____ 1961-63
 Patterson, Justin _____ 2019-22
 Pearce, Robert _____ 1921-22
 Pease, Jonathan _____ 2003-08
 Peregoy, Austin _____ 1928-30
 Petkunas, Andrius _____ 2002-05
 Petrovick, Nick _____ 1946-47
 Phillips, Dave _____ 1961-62

Philmore, Isaiah _____ 2009-11
 Piersanti, Ralph _____ 1950-51
 Pinheiro, Burt _____ 1969-71
 Plack, Holden _____ 2003-07
 Pleet, Jerome _____ 1941-42
 Polk, RaShawn _____ 2009-11
 Possinger, Dave _____ 1965-67
 Powell, Woody _____ 1968-69
 Prassima, August _____ 1946-48
 Pratt, Marc _____ 2005-07
 Pressley, Jervon _____ 2011-12
 Pulse, Richard _____ 1941-42
 Purdie, Larry _____ 1971-72
 Purnell, Dwayne _____ 1979-81

Q

Quinn, Danny _____ 2009-11

R

Raboin, Sean _____ 2004-08
 Ragin, Torin _____ 1998-00
 Rankin, Carroll _____ 1927-29
 Rathbone, Iven _____ 1951-52
 Ray, Myron _____ 1990-92
 Reaves, Justin _____ 2001-03
 Redman, Tom _____ 1962-64
 Reider, Russell _____ 1951-52
 Rhenstrom, Charles _____ 1949-50
 Rhinehart, Bob _____ 1949-50
 Rhodes, Jay _____ 1968-71
 Rice, Charles _____ 1952-53
 Richardson, Lee _____ 1968-69
 Riley, Bob _____ 1964-68
 Rizzuto, Antonio _____ 2021-22
 Ritter, Howard _____ 1946-50
 Roberts, Dan _____ 1968-69
 Robinson, DeRon _____ 1993-96
 Rogers, Hobart _____ 1967-68
 Rogers, Bob _____ 1963-64
 Rolle, Van _____ 2015-18
 Rosenbaum, Julius _____ 1941-42
 Roussey, Mark _____ 1979-81
 Rubeling, Al _____ 1931-32
 Russell, Harry _____ 1938-40
 Russell, Nygal _____ 2022-23

S

Saltzman, Mike _____ 1930-32
 Sanders, Nakye _____ 2017-20
 Sandusky, Gerry _____ 1979-80
 Sapp, Pressley _____ 1941-42
 Scaggs, Dave _____ 1968-69
 Schell, Mike _____ 1969-71
 Schilling, Jack _____ 1948-49
 Schilling, Edward _____ 1946-47
 Schlonen, Issac _____ 1940-42
 Schneider, Florian _____ 1993-97
 Schwergarth, Ed _____ 1952-54
 Scott, Barry _____ 1979-80
 Seaman, John _____ 1928-30
 Seidman, Milton _____ 1931-32
 Selcuk, Yagizhun _____ 2018-19
 Sharp, Savia _____ 1975-77
 Sharpe, Michael _____ 1979-80
 Shaub, Mike _____ 1949-52
 Sherman, Bucky _____ 1959-60
 Shin, Mike _____ 1999-02
 Shock, John _____ 1940-41
 Sigler, Lloyd _____ 1966-67
 Silbert, Keel _____ 1929-31
 Silverthorne, Bill _____ 1960-64
 Simmons, Joseph _____ 1921-23
 Sitton, Bob _____ 1972-73
 Smith, Barry _____ 1957-61
 Smith, Charles _____ 1967-68
 Smith, Gerald _____ 1946-47
 Smith, Jarrel _____ 2008-10
 Smith, Jerry _____ 1962-66
 Smith, Jimmy _____ 2008-10
 Smith, William _____ 1979-80
 Smutny, Andy _____ 1953-55
 Snyder, Ted _____ 1925-26
 Sokolowski, Sam _____ 1937-39
 Spalevic, Marian _____ 2000-01
 Speer, George _____ 1950-51
 Speicher, Tom _____ 1980-84
 Spellman, Oswald _____ 1941-42
 Spitnas, Jim _____ 1952-54
 Spruill, Rodney _____ 2006-08

St. Martin, Art _____ 1963-65
 Stack, Dick _____ 1959-60
 Stallings, Dick _____ 1961-62
 Starr, Brian _____ 2016-18
 Staymates, Jim _____ 1969-71
 Staymates, Archie _____ 1969-71
 Steckler, Snicks _____ 1938-39
 Sterling, Tom _____ 1967-69
 Stewart, Stan _____ 1978-79
 Stottlemeyer, Howard _____ 1937-41
 Stroh, Warren _____ 1946-50
 Sudler, Bill _____ 1977-79
 Sussman, Bill _____ 1937-39
 Sutton, Sam _____ 2000-02
 Sylla, Sekou _____ 2022-23

T

Tannahill, Ray _____ 1973-76
 Tayman, Joe _____ 1953-55
 Terry, Christopher _____ 1962-66
 Thomas, Alex _____ 2015-19
 Thomas, Owen _____ 1923-24
 Thomas, Stevie _____ 1992-96

Thompson, Charles _____ **2019-present**

Thompson, Eric _____ 1978-79
 Thompson, Quintin _____ 1940-42
 Thornton, Josh _____ 2007-10
 Timberlake, Nicolas _____ 2018-23
 Tischer, Joe _____ 1956-57
 Tolson, Jerry _____ 1988-89
 Trupp, Myer _____ 1930-32
 Tubbs, Winstonn _____ 2003-07
 Tucker, Lloyd _____ 1976-80
 Tunstall, Dennis _____ 2015-20
 Turner, Warren _____ 1952-53

U

Uyaelunmo, Solomon _____ 2018-21
 Uyaelunmo, Victor _____ 2019-21

V

Valentine, Craig _____ 1989-93
 Van Horn, Bob _____ 1950-51
 Van Dyke, Trippe _____ 1962-63
 Van Dyke, Roger _____ 1962-64
 Vann, Kevin _____ 1977-78
 Vavrina, Vernon _____ 1929-31
 Venetoulis, Ted _____ 1953-55
 Vincent, Lou _____ 1980-82

W

Walden, Kris _____ 2011-13
 Walker, Les _____ 1971-73
 Walker, Teddy _____ 1973-74
 Waller, Lewis _____ 1987-91
 Ward, Fred _____ 1927-28
 Ware, Bob _____ 1971-72, 73-74
 Warner, Stephen _____ 2002-03
 Warren, Jeff _____ 1978-79
 Warren, Warren _____ 1921-22
 Washington, Bobby _____ 1974-78
 Watson, Robert _____ 1947-51
 Waxman, Phil _____ 1937-39
 Weatherspoon, Gerald _____ 1999-03
 Welsh, Bob _____ 1973-74
 Wentz, George _____ 1938-39
 Werner, Morton _____ 1941-42
 Wheeler, Bixler _____ 1941-42
 Wheeler, John _____ 1936-38
 Wheeler, Josh _____ 1931-32
 White, Danny _____ 1998-00
 Wiebel, Ed _____ 1966-68
 Williams, C.C. _____ 2006-08
Williamson, Dylan _____ **2022-present**
 Williamson, Kelly _____ 1988-90
 Wise, David _____ 1974-75
 Wise, Marlin _____ 1996-99
 Witherspoon, Larry _____ 1971-74
 Wolf, Bernie _____ 1949-50
 Woodel, Matt _____ 1941-42
 Wright, Robert _____ 1923-24
 Wyndon, Ken _____ 1967-68

Y

Yaffe, Paul _____ 1929-31
 Yealy, Ralph _____ 1928-29
 Yingling, David _____ 1952-56
 Young, Curtis _____ 1974-76
 Young, Andy _____ 1966-67

Z

Zacharko, Daniel _____ 1946-48
 Zenou, Guy _____ 1998-99

Thanks to former Tiger basketball players Bill Maczis, '54 and David Yingling, '56 for their assistance in compiling this list.

HEAD COACHES

Touchton, Maurice _____ 1921-25
 Callowhill, Harold _____ 1925-27
 Minnegan, Donald _____ 1927-48
 Clark, William _____ 1948-50
 Killian, Earl _____ 1950-63
 Sachs, Ross _____ 1963-66
 Angotti, Vince _____ 1966-78, 79-83
 Raudabaugh, Mike _____ 1978-79
 Truax, Terry _____ 1983-97
 Jaskulski, Mike _____ 1997-01
 Hunt, Michael _____ 2001-04
 Kennedy, Pat _____ 2004-11
Skerry, Pat _____ **2011-present**

ASSISTANT COACHES

Allen, Julius _____ 1999-01
 Angotti, Vince _____ 1965-66
 Baker, Steve _____ 1989-93
Bitee, Parfait _____ **2021-present**
 Brick, Victor _____ 1978-79
 Burno, Rashon _____ 2010-11
 Burrows, Bill _____ 1987-88
Clark, Kevin _____ **2011-present**
 Cleary, Bill _____ 2002-03
 Cohen, Phil _____ 2009-11
 Dantley, Adrian _____ 1993-96
 Degele, Jack _____ 1974-75
 Dennis, Pat _____ 1981-82
 Dull, Jay _____ 1997-01
 Eck, Jay _____ 2004-08
 Edwards, Allen _____ 2009-10
 Field, Charlie _____ 1969-71
 Franklin, Lamont _____ 2003-04
 Gaertner, Bill _____ 1979-80
 Ginsburg, Adam _____ 1999-01
 Gordy, Len _____ 1983-85
 Hall, Ed _____ 1985-87
 Henderson, Roy _____ 1996-97
 Hunt, Michael _____ 1988-92
 Hutchinson, Josh _____ 2006-07
 Jay, Joey _____ 1973-75
 Johnson, Kenny _____ 2011-12
 Korelis, Jon _____ 2007-09
 Lamb, Mike _____ 1976-78
 Laur, Chuck _____ 1975-76
 Lee, Randy _____ 1997-99
 Leonard, Bill _____ 1993-95
 Lockhart, Lenny _____ 1979-80
 Longabardi, Mike _____ 2002-03
 McCarthy, Jim _____ 2013-17
 McDonald, Branden _____ 2017-21
 Meil, Jim _____ 1982-97, 2006-11
 Miss, Steve _____ 2003-04
 Morris, Shaun _____ 2005-09
 Murray, Luke _____ 2011-13
 Nee, Danny _____ 2009-10
 Norris, Rob _____ 2004-06
 Norris, Rod _____ 1984-85
O'Connell, Pat _____ **2016-present**
 Patterson, Bob _____ 1985-86
 Peterson, Dan _____ 1983-84
 Powell, Woody _____ 1969-74
 Presley, Dino _____ 2001-03
 Quartlebaum, Fred _____ 1996-97
 Raudabaugh, Mike _____ 1975-78
 Robertson, Doug _____ 1979-83
 Searl, Dan _____ 2001-02
 Senderoff, Rob _____ 2001-02
 Sheals, Tony _____ 1997-99
 Shingler, Bruce _____ 2012-16
 Skeeters, Eric _____ 2004-09
 Strege, Luke _____ 2003-04
 Sutton, Gary _____ 1980-81
 Tannahill, Ray _____ 1978-79
 Walters, Adrian _____ 1992-93
 Whalen, Ryan _____ 2008-09
 Winfield, Brian _____ 1995-96

ATTENDANCE - TOWSON MEN'S BASKETBALL

TOP CROWDS - TOWSON

Date	Opponent	Facility	Attendance	Note
11/24/98	Michigan	Towson Center	5,086	
2/5/77	Baltimore	Towson Center	5,079	
2/26/77	Baltimore	Towson Center	4,950	
3/6/90	Lehigh	Towson Center	4,435	
3/5/77	Baltimore	Towson Center	4,419	South Atlantic Regional Championship
1/30/95	Louisville	Towson Center	4,281	Towson won 81-69
3/8/88	Lehigh	Towson Center	4,271	
3/2/13	Hofstra	Towson Center	4,119	Final game at the Towson Center
11/8/13	Navy	SECU Arena	4,262	First game at SECU Arena
3/1/14	William & Mary	SECU Arena	4,119	
2/25/06	Northeastern	Towson Center	4,066	
2/17/14	Delaware	SECU Arena	4,003	
11/19/05	Loyola	Towson Center	3,898	
2/18/15	Delaware	SECU Arena	3,893	
2/1/14	Drexel	SECU Arena	3,870	
2/7/15	James Madison	SECU Arena	3,847	
2/18/23	North Carolina A&T	SECU Arena	3,598	
11/14/13	Temple	SECU Arena	3,554	
12/5/87	Loyola	Towson Center	3,485	
12/14/81	Villanova	Towson Center	3,442	
2/4/17	William & Mary	SECU Arena	3,431	
3/4/91	Rider	Towson Center	3,425	ECC Championship Victory



YEAR-BY-YEAR RESULTS

DIVISION II SEASONS

1958-59 (1-17)

Head Coach: Earl Killian

Gallaudet ^	L, 65-95
Johns Hopkins	L, 58-82
@ Catholic	L, 55-82
Randolph-Macon	L, 55-93
@ Old Dominion	L, 51-107
Western Maryland	L, 63-70
Gallaudet ^	L, 35-73
Queens ^	L, 53-68
Washington ^	L, 38-72
Salisbury State	W, 64-47
Catholic	L, 43-77
Baltimore ^	L, 40-85
@ Randolph-Macon	L, 50-62
@ Johns Hopkins	L, 66-90
Lynchburg ^	L, 50-69
American ^	L, 56-98
Lynchburg ^	L, 67-84
Bridgewater	L, 71-90
^ Game location unknown	

1959-60 (3-17)

Head Coach: Earl Killian

@ Salisbury State	W, 101-41
@ Johns Hopkins	L, 68-89
Gallaudet ^	W, 68-57
Frostburg State ^	L, 58-66
Randolph-Macon	L, 60-85
@ Loyola	L, 50-81
Salisbury State	W, 68-47
@ Western Maryland	L, 63-78
Washington ^	L, 67-81
@ Bridgewater	L, 58-92
Western Maryland	L, 66-79
Washington ^	L, 52-64
Queens ^	L, 71-89
Gallaudet ^	L, 52-56
Baltimore ^	L, 49-58
Johns Hopkins	L, 64-85
Hampden-Sydney ^	L, 77-94
@ Catholic	L, 53-104
@ American	L, 69-110
@ Loyola*	L, 80-110

* Mason-Dixon Tournament

^ Game location unknown

1960-61 (3-12)

Head Coach: Earl Killian

Newark State ^	L, 80-95
Johns Hopkins	L, 45-59
Frostburg State	L, 59-84
@ Johns Hopkins	L, 45-71
@ Salisbury State	W, 63-47
Loyola	L, 39-78
Gallaudet ^	L, 53-74
@ Western Maryland	L, 52-96
Queens ^	W, 96-59
Gallaudet ^	L, 67-71
@ Roanoke	W, 89-69
Washington ^	L, 53-90
Washington ^	L, 51-67
Western Maryland	L, 62-70
Washington* ^	L, 51-86

* Mason-Dixon Tournament

^ Game location unknown

1961-62 (1-15)

Head Coach: Earl Killian

Salisbury State	L, 55-63
Johns Hopkins	L, 41-69
Frostburg State ^	L, 56-72
Lynchburg ^	L, 53-66
@ Catholic	L, 31-59
Gallaudet ^	L, 57-59
Washington ^	L, 46-85
Newark State ^	L, 48-69
@ Salisbury State	W, 74-61
@ Western Maryland	L, 54-85
@ Johns Hopkins	L, 33-68
Loyola	L, 60-77
Gallaudet ^	L, 46-72
Bridgewater	L, 64-90
Western Maryland	L, 42-78
Washington ^	L, 62-70
^ Game location unknown	

1962-63 (1-15)

Head Coach: Earl Killian

Salisbury State	W, 62-54
@ Western Maryland	L, 52-88
Johns Hopkins	L, 53-76
@ Bridgewater	L, 54-74
@ Salisbury State	L, 70-83
Gallaudet ^	L, 49-68
Newark State ^	L, 72-82
@ Loyola	L, 66-90
Western Maryland	L, 72-76
Washington ^	L, 44-65
Roanoke	L, 42-83
Catholic	L, 60-76
Baltimore ^	L, 38-59
Gallaudet ^	L, 56-58
Washington ^	L, 75-91
vs. Mount St. Mary's	L, 58-89
^ Game location unknown	

1963-64 (1-15)

Head Coach: Ross Sachs

Newark State ^	L, 64-93
Gallaudet ^	L, 71-83
Frostburg State ^	L, 60-72
@ Western Maryland	L, 68-90
Salisbury State	W, 86-59
@ Johns Hopkins	L, 47-71
Bridgewater	L, 51-65
Loyola	L, 62-81
Washington ^	L, 76-107
@ Catholic	L, 48-86
@ Roanoke	L, 61-98
vs. Bridgewater	L, 51-76
Gallaudet ^	L, 56-64
Baltimore ^	L, 57-70
Washington ^	L, 87-88
Frostburg State ^	L, 60-76
^ Game location unknown	

1964-65 (8-7)

Head Coach: Earl Killian

Roanoke	L, 94-96 (2ot)
Frostburg State ^	W, 70-67
@ Western Maryland	L, 90-110
@ Salisbury State	W, 71-70
Washington & Lee	W, 96-90
Western Maryland	L, 72-97
Catholic	L, 67-86
Gallaudet ^	L, 54-76
Baltimore ^	W, 81-75 (ot)

Johns Hopkins	W, 82-59
Gallaudet ^	W, 84-75
Frostburg State ^	W, 79-67
Baltimore ^	L, 70-84
Washington ^	W, 97-88
@ Loyola	L, 77-84
^ Game location unknown	

1965-66 (4-13)

Head Coach: Ross Sachs

Gallaudet ^	W, 74-73
Western Maryland	W, 103-95
@ Old Dominion	L, 71-103
Washington ^	L, 73-88
@ Western Maryland	L, 71-95
Salisbury State	W, 92-71
Loyola	L, 80-96
@ Johns Hopkins	L, 66-87
Frostburg State ^	L, 59-76
Baltimore ^	L, 67-75
@ Catholic	L, 61-95
@ Washington & Lee	L, 70-80
@ Roanoke	L, 72-96
Baltimore ^	L, 57-76
Frostburg State ^	L, 74-78
@ Mount St. Mary's	L, 59-115
Gallaudet ^	W, 93-76
^ Game location unknown	

1966-67 (9-9)

Head Coach: Vince Angotti

Frostburg State ^	W, 80-52
Western Maryland	W, 69-59
Baltimore ^	L, 52-63
@ Old Dominion	L, 63-104
Howard	L, 50-86
Washington ^	L, 69-83
@ Salisbury State	W, 78-54
Catholic	L, 66-84
@ Western Maryland	W, 82-81 (2ot)
Mount St. Mary's	L, 61-84
Gallaudet ^	W, 63-55
@ Shepherd	L, 68-73
Johns Hopkins	W, 84-83 (ot)
Roanoke	W, 92-73
Frostburg State ^	W, 94-92
Shepherd	L, 95-99
@ Loyola	L, 64-86
Gallaudet ^	W, 95-67
^ Game location unknown	

1967-68 (11-8)

Head Coach: Vince Angotti

@ Catholic	L, 51-97
@ Western Maryland	W, 84-76
Salisbury State	W, 89-57
Washington	W, 81-72
Howard ^	W, 85-83
Loyola	W, 74-72
Gallaudet ^	W, 102-75
Western Maryland	W, 110-94
Baltimore ^	L, 83-86
@ Frostburg State	W, 88-60
@ Randolph-Macon	L, 58-65
@ Roanoke	L, 77-96
@ Johns Hopkins	W, 82-76
Morgan State	L, 92-99
Frostburg State	L, 62-73
Shepherd	W, 97-72
@ Mount St. Mary's	L, 76-104
Gallaudet ^	W, 89-58

vs. Roanoke* _____ L, 72-90

* Mason-Dixon Tournament

^ Game location unknown

1968-69 (14-8)

Head Coach: Vince Angotti

@ Salisbury State	W, 93-62
Catholic	W, 91-82
Washington	W, 74-72
Western Maryland	W, 96-75
@ Morgan State	L, 73-77
@ Western Maryland	W, 49-43
Frostburg State	W, 76-60
Susquehanna	W, 104-102
Bloomsburg	W, 93-89
@ Bloomsburg	L, 86-93
@ Frostburg State	W, 89-56
Gallaudet ^	W, 101-59
@ Shepherd	L, 104-110
Randolph-Macon	W, 95-81
Johns Hopkins	W, 99-67
Queens ^	W, 94-66
@ Loyola	L, 65-76
Roanoke	L, 86-94
vs. Shepherd	W, 108-88
Mount St. Mary's	L, 61-105
vs. Baltimore	W, 93-96
vs. Old Dominion*	L, 57-75
* Mason-Dixon Tournament	
^ Game location unknown	

1969-70 (16-9)

Head Coach: Vince Angotti

12/1 Shippensburg	W, 85-56
12/3 @ Catholic	L, 55-71
12/6 Frostburg State	W, 91-58
12/9 Morgan State	W, 63-53
12/11 @ Washington	W, 103-85
12/13 Gallaudet	W, 96-46
12/15 @ Mount St. Mary's	L, 87-91 (ot)
12/18 Mount Union	W, 75-71
12/27 @ Lebanon Valley	W, 75-64
12/28 @ Drexel	W, 52-45
12/29 @ Rider	W, 89-85
12/30 @ Bloomsburg	L, 59-72
1/21 Millersville	W, 114-98
1/24 @ Western Maryland	W, 71-64
1/28 @ Frostburg State	W, 31-24
1/31 Salisbury State	W, 85-61
2/2 @ Johns Hopkins	W, 76-54
2/6 Baltimore	L, 83-89
2/11 Loyola	L, 56-60
2/13 @ Bridgewater	W, 89-72
2/14 @ Roanoke	L, 71-92
2/16 UMBC	W, 89-60
2/19 @ Randolph-Macon	L, 58-74
2/21 @ Baltimore	L, 72-79
2/26 @ Randolph-Macon*	L, 53-69
* Mason-Dixon Tournament	

1970-71 (8-16)

Head Coach: Vince Angotti

@ Shippensburg	W, 78-64
Catholic	L, 61-63
Johns Hopkins	W, 78-70
vs. Baltimore	W, 84-65
@ Delaware	L, 65-86
Drexel	L, 59-74
Maryland Eastern Shore	L, 57-73
@ Millersville	L, 71-79
@ Morgan State	L, 75-82

YEAR-BY-YEAR RESULTS

Western Maryland _____	W, 71-63
Gallaudet ^ _____	W, 80-60
Frostburg State _____	L, 43-49
@ Point Park _____	L, 62-67
@ Baltimore _____	L, 55-61
@ Loyola _____	L, 70-82
Mount St. Mary's _____	L, 59-65
Roanoke _____	L, 61-89
@ UMBC _____	W, 55-43
Randolph-Macon _____	L, 58-60
@ Frostburg State _____	L, 34-36
@ Washington _____	W, 74-70
@ Salisbury State _____	L, 60-62
Point Park _____	W, 80-64
vs. Roanoke* _____	L, 55-59

* Mason-Dixon Tournament
^ Game location unknown

1971-72 (15-10)**Head Coach: Vince Angotti**

12/2 Johns Hopkins ^ _____	W, 74-66
12/3 Morgan State ^ _____	W, 86-62
12/4 Loyola ^ _____	L, 81-82 (2ot)
12/6 @ Catholic _____	L, 65-88
12/10 @ Mount St. Mary's _____	W, 79-50
12/15 Morgan State _____	L, 58-67
12/23 @ Delaware _____	L, 78-91
1/10 @ Maryland Eastern Shore _____	L, 68-83
1/12 @ Millersville _____	W, 84-81
1/15 American _____	L, 59-72
1/19 @ Florida Tech _____	W, 100-62
1/21 @ Fort Lauderdale _____	W, 84-71
1/22 @ St. Thomas _____	L, 66-68
1/24 @ St. Leo's _____	W, 103-63
1/27 Frostburg State _____	W, 74-70
2/1 @ Johns Hopkins _____	W, 73-68
2/5 @ Hampden-Sydney _____	W, 71-69
2/8 Baltimore _____	W, 75-69
2/11 @ Roanoke _____	L, 73-89
2/15 Loyola _____	L, 54-62
2/22 UMBC _____	W, 87-64
2/26 Salisbury State _____	W, 96-72
2/28 Randolph-Macon _____	W, 63-51
3/2 Catholic % _____	W, 89-73
3/3 Roanoke % _____	L, 61-72

^ Schaefer Metro Classic (Towson)

% Mason-Dixon Tournament (Towson)

1972-73 (17-10)**Head Coach: Vince Angotti**

11/25 Shippensburg _____	W, 75-55
11/28 York _____	W, 108-75
11/30 vs. Johns Hopkins ^ _____	W, 60-57
12/1 vs. Baltimore ^ _____	W, 72-61
12/2 vs. Morgan State ^ _____	L, 62-63
12/5 @ George Mason _____	W, 91-78
12/13 Catholic _____	W, 66-64
12/16 @ Baltimore _____	L, 58-69
12/28 vs. Shepherd # _____	L, 73-80
12/29 vs. Frostburg State # _____	W, 70-58
1/10 @ Washington & Lee _____	W, 74-64
1/12 @ Randolph-Macon _____	L, 58-76
1/17 Delaware _____	W, 82-78
1/20 @ Lebanon Valley _____	L, 69-97
1/22 @ Frostburg State _____	W, 68-48
1/24 @ Loyola _____	W, 77-74 (ot)
1/30 Johns Hopkins _____	W, 84-77
2/2 Hampden-Sydney _____	L, 78-79 (ot)
2/7 Baltimore _____	W, 80-74
2/10 Pitt-Johnstown _____	W, 85-80
2/13 Mount St. Mary's _____	L, 66-71

2/17 @ American _____	L, 89-107
2/19 Roanoke _____	L, 81-90
2/21 @ UMBC _____	W, 74-62
2/24 @ Salisbury State _____	W, 109-89
3/1 vs. Mount St. Mary's % _____	W, 73-70
3/2 vs. Randolph-Macon % _____	L, 59-60

^ Schaefer Metro Tournament (UMBC)

Winchester Classic

% Mason-Dixon Tournament

1973-74 (14-12)**Head Coach: Vince Angotti**

11/30 @ UMBC ^ _____	W, 62-55
12/1 vs. Coppin State ^ _____	W, 90-66
12/3 vs. Morgan State ^ _____	L, 65-79
12/5 George Mason _____	L, 73-74
12/7 @ York _____	W, 90-74
12/11 Lebanon Valley _____	W, 85-61
12/15 @ VMI _____	W, 66-65
12/22 @ Baltimore _____	L, 61-75
1/5 @ Fort Lauderdale _____	W, 73-62
1/7 @ Eckerd _____	W, 76-66
1/9 @ Bethune-Cookman # _____	L, 72-90
1/12 Washington & Lee _____	W, 81-80
1/15 @ Catholic _____	L, 61-79
1/19 @ Roanoke _____	L, 72-88
1/29 @ Johns Hopkins _____	L, 63-65
1/31 @ Mount St. Mary's _____	W, 69-68 (ot)
2/2 @ Hampden-Sydney _____	L, 83-84
2/6 Baltimore _____	L, 63-75
2/9 @ Pitt-Johnstown _____	L, 76-82
2/14 UMBC _____	W, 76-54
2/16 Frostburg State _____	L, 82-87 (ot)
2/18 Loyola _____	W, 86-70
2/20 Wheeling _____	W, 101-89
2/23 Randolph-Macon _____	W, 79-72
2/28 Salisbury State _____	W, 101-97
3/1 vs. Randolph-Macon % _____	L, 79-106

Forfeit win for Towson

^ Schaefer Metro Tournament (UMBC)

% Mason-Dixon Championships (UMBC)

1974-75 (14-12)**Head Coach: Vince Angotti**

12/5 vs. Coppin State % _____	W, 82-65
12/6 vs. Baltimore % _____	L, 53-77
12/7 vs. Loyola % _____	L, 58-64
12/10 C.W. Post _____	L, 71-73
12/12 @ George Mason* _____	L, 80-84
12/14 Baltimore* _____	W, 74-68
1/7 Delaware _____	W, 82-71
1/10 St. Mary's _____	W, 99-70
1/15 @ Catholic* _____	L, 73-79
1/18 @ VMI _____	L, 65-67
1/21 @ UMBC* _____	L, 54-56
1/23 @ Randolph-Macon* _____	L, 56-62
1/25 @ Lebanon Valley _____	W, 97-57
1/28 Salisbury State* _____	W, 95-62
1/31 Hampden-Sydney* _____	W, 52-44
2/1 vs. Loyola* ^ _____	W, 72-58
2/3 Roanoke* _____	W, 86-71
2/6 York _____	W, 91-73
2/8 vs. Baltimore* ^ _____	L, 51-62
2/10 Mount St. Mary's* _____	W, 87-75
2/12 Catholic* _____	L, 67-68
2/15 @ Loyola* _____	W, 98-82
2/19 Johns Hopkins _____	W, 95-61
2/20 @ Salisbury State* _____	L, 65-69
2/22 @ Frostburg State _____	W, 90-79
2/27 vs. Baltimore # _____	L, 72-78

* Mason-Dixon Conference Game

% Schaefer Metro Tournament (UMBC)
^ at Baltimore Civic Center
Mason-Dixon Championships (UMBC)

1975-76 (19-10)**Head Coach: Vince Angotti**

12/4 vs. Loyola* _____	W, 61-45
12/5 vs. Baltimore* _____	W, 77-72
12/6 vs. Morgan State* _____	L, 64-70
12/9 @ C.W. Post _____	L, 64-75
12/11 George Mason _____	W, 81-62
12/13 @ York _____	W, 96-74
12/29 vs. Bridgewater # _____	W, 74-63
12/30 vs. York # _____	W, 77-65
1/3 Wilmington (Del.) _____	W, 79-49
1/6 Wheeling _____	L, 86-90
1/8 @ St. Mary's _____	W, 109-73
1/10 @ Baltimore _____	L, 57-60
1/15 @ Loyola _____	L, 57-65
1/21 UMBC _____	W, 80-64
1/24 @ Catholic _____	W, 73-64
1/27 @ Salisbury State _____	W, 90-88 (2ot)
1/29 Loyola _____	W, 50-46
1/31 Randolph-Macon _____	W, 80-74 (ot)
2/5 Mount St. Mary's _____	W, 70-63
2/7 Baltimore _____	L, 59-76
2/10 Catholic _____	L, 60-64
2/12 @ George Mason _____	L, 76-96
2/14 @ Randolph-Macon _____	W, 59-57
2/17 @ Mount St. Mary's _____	L, 68-78
2/19 Salisbury State _____	W, 77-75
2/21 @ UMBC _____	W, 63-48
2/26 vs. Catholic ^ _____	W, 89-71
2/27 vs. Mount St. Mary's ^ _____	W, 87-77
2/28 vs. Baltimore ^ _____	L, 63-67

* National Boh Metro Classic (UMBC)

Lebanon Valley Tournament

^ Mason-Dixon Championship (UMBC)

1976-77 (27-3)**Head Coach: Vince Angotti**

NCAA Division II Poll Champions	
NCAA Regional Champions	
Mason-Dixon Champions	
12/2 vs. UMBC # _____	W, 87-70
12/3 vs. Baltimore # _____	W, 74-73
12/4 vs. Coppin State # _____	L, 75-87
12/9 @ George Mason _____	W, 79-70
12/11 C.W. Post _____	W, 101-72
12/27 vs. University of the Sciences ^ _____	W, 91-72
12/28 @ West Chester ^ _____	W, 78-68
1/4 St. Thomas Aquinas _____	W, 110-89
1/8 @ Baltimore* _____	W, 67-66
1/11 Randolph-Macon _____	W, 78-76
1/13 Loyola* _____	W, 83-61
1/15 @ Frostburg State _____	W, 84-63
1/18 @ UMBC* _____	W, 78-70
1/20 @ Randolph-Macon _____	W, 76-70
1/22 @ Point Park _____	W, 82-79
1/25 Salisbury State* _____	W, 114-70
1/31 Point Park _____	W, 86-70
2/5 Baltimore* _____	W, 68-65
2/8 Frostburg State _____	W, 97-88
2/10 @ Loyola* _____	W, 68-64
2/12 UMBC* _____	W, 84-58
2/15 Mount St. Mary's* _____	W, 82-64
2/17 @ Salisbury State* _____	W, 86-68
2/19 George Mason* _____	W, 110-72
2/24 @ Mount St. Mary's*** _____	W, 96-85
2/25 UMBC** _____	W, 84-70
2/26 Baltimore** _____	L, 96-100

3/4 Winston-Salem State % _____ W, 102-83 || 3/5 Baltimore % _____ | W, 92-87 |
| 3/12 vs. Sacred Heart & _____ | L, 82-85 |

Schaefer Metro Tournament (UMBC)
^ West Chester Classic Tournament
* Mason-Dixon Conference Game
** Mason-Dixon Championships (Towson)
% NCAA Division II Regional (Towson)
& NCAA Division II Tournament (Yale)

1977-78 (26-4)**Head Coach: Vince Angotti**

Mason-Dixon Conference Champions	
NCAA Division II Regional Runners-Up	
11/25 vs. West Liberty # _____	W, 76-61
11/27 @ Wheeling # _____	L, 58-59
11/29 St. Mary's _____	W, 99-74
12/1 Johns Hopkins ^ _____	W, 86-66
12/2 Morgan State ^ _____	W, 69-67
12/3 UMBC ^ _____	L, 68-73
12/7 Bridgeport _____	W, 88-77
12/10 @ C.W. Post _____	W, 70-55
12/13 @ George Mason* _____	W, 71-64
1/4 Adelphi _____	W, 81-70
1/7 @ Baltimore* _____	W, 86-77
1/2 Randolph-Macon _____	W, 47-43
1/14 New York Tech _____	W, 69-67
1/17 Frostburg State* _____	W, 88-66
1/19 UMBC* _____	W, 77-72
1/23 @ Philadelphia University _____	W, 55-54
1/25 Morgan State _____	W, 90-71
1/28 Mount St. Mary's* _____	W, 81-58
2/1 George Mason* _____	W, 89-67
2/4 Baltimore* _____	W, 95-81
2/9 @ Mount St. Mary's* _____	W, 70-63
2/11 @ UMBC* _____	W, 86-71
2/13 @ Frostburg State* _____	W, 76-45
2/15 @ Eastern Illinois _____	L, 76-86
2/18 Cheyney State _____	W, 80-78
2/20 Loyola _____	W, 71-63
2/24 UMBC** _____	W, 75-72
2/25 Mount St. Mary's*** _____	W, 74-66
3/3 Albany, Ga. % _____	W, 106-89
3/4 Elizabeth City % _____	L, 73-84

Wheeling Tip Off Tournament

^ Boh Metro Basketball Classic (Towson)

* Mason-Dixon Conference Game

** Mason-Dixon Championship (Towson)

% NCAA Division II Tournament (Towson)

1978-79 (5-21)**Head Coach: Mike Radabaugh**

11/25 @ Fairleigh-Dickinson _____	L, 85-94
11/28 @ St. Mary's _____	L, 81-87
12/1 vs. Loyola # _____	L, 84-87
12/2 vs. Johns Hopkins # _____	W, 96-85
12/6 Maryland Eastern Shore _____	W, 88-86
12/8 @ Maine _____	L, 71-84
12/16 vs. Baltimore ^ _____	L, 54-64
12/29 @ Bluefield* _____	L, 94-110
12/30 vs. Lincoln* _____	L, 87-88
1/13 @ James Madison _____	L, 67-86
1/15 @ Randolph-Macon _____	L, 71-75
1/17 @ George Mason _____	L, 64-87
1/22 Philadelphia University _____	L, 49-68
1/24 vs. Buffalo State % _____	W, 67-53
1/25 @ East Stroudsburg % _____	W, 63-61
1/27 @ UNC-Wilmington _____	L, 65-77
1/30 Mount St. Mary's _____	L, 65-85
2/3 George Mason _____	L, 59-66
2/5 @ Morgan State _____	L, 58-74

YEAR-BY-YEAR RESULTS

2/7	UMBC	L, 64-76
2/10	Baltimore	L, 73-84
2/14	Frostburg State	W, 55-50
2/17	@ Mount St. Mary's	L, 70-83
2/20	@ Loyola	L, 52-65
2/22	@ Cheyney State	L, 52-92
2/27	@ UMBC	L, 57-70

Baltimore Metro Tournament

^ at Baltimore Civic Center

* Bluefield Tournament

% Pocono Classic

DIVISION I SEASONS

1979-80 (9-17)

Head Coach: Vince Angotti

12/1	American	L, 63-66
12/3	UNC Wilmington	W, 64-62
12/5	Fairleigh-Dickinson	W, 80-66
12/10	@ Kent State	# L, 67-74
12/15	@ Murray State	L, 59-70
12/27	@ Long Island	L, 55-64
1/3	Maine	W, 74-71
1/5	@ North Carolina State	L, 63-95
1/7	James Madison	L, 66-80
1/9	@ Robert Morris	L, 66-94
1/12	Tennessee State	L, 61-71
1/14	@ Northern Illinois	L, 56-71
1/16	@ Wisconsin-Milwaukee	L, 59-72
1/19	@ James Madison	L, 57-63
1/21	@ St. Francis (Pa.)	L, 59-77
1/29	Howard	L, 57-69
1/31	@ Richmond	W, 88-83
2/2	Robert Morris	W, 80-70
2/4	@ Fairfield	W, 54-52
2/7	Mount St. Mary's	W, 53-52
2/9	@ Cleveland State	L, 71-95
2/11	@ George Washington	L, 85-98
2/13	Baltimore	W, 74-69
2/16	Delaware State	W, 85-72
2/20	Loyola	L, 62-63
2/23	@ Tennessee State	L, 58-105

Game forfeited to Towson

1980-81 (13-14)

Head Coach: Vince Angotti

12/1	@ Auburn	L, 63-87
12/4	Campbell*	W, 69-61
12/5	UNC Wilmington*	W, 70-66
12/8	West Chester	W, 75-67
12/10	St. Mary's	W, 94-53
12/13	@ Vermont	L, 76-79
1/2	Northeastern ^	L, 80-81
1/3	Rider ^	W, 81-76
1/5	Murray State	W, 79-58
1/8	@ Long Island	W, 70-69
1/12	@ Maine	L, 74-82
1/15	Cleveland State	L, 72-86
1/17	St. Francis (Pa.)	L, 69-76
1/19	@ Villanova	L, 64-84
1/24	@ Robert Morris	L, 59-72
1/26	@ Boston U.	L, 71-89
1/28	George Mason	W, 59-58
1/31	Baltimore	W, 80-67
2/4	James Madison	L, 58-73
2/7	Robert Morris	W, 78-59
2/12	Wisconsin-Green Bay	L, 61-65
2/14	@ Baltimore	L, 56-78
2/16	@ Howard	W, 84-61
2/18	@ American	L, 78-97
2/21	St. Francis, (N.Y.)	W, 69-63

2/23	George Washington	W, 57-56
2/25	@ James Madison	L, 53-85

*Crab Cake Basketball Festival (Towson)
^ Fairfield Boys' Classic Tour. (Fairfield, Conn.)

1981-82 (10-17)

Head Coach: Vince Angotti

11/30	St. Mary's	W, 68-53
12/4	@ Campbell	L, 51-57
12/5	@ UNC Wilmington	L, 64-76
12/9	@ Maryland	L, 59-76
12/14	Villanova	L, 55-85
12/19	Howard	W, 70-66
12/30	@ George Washington	L, 64-65
1/2	Maine	L, 66-72
1/9	@ St. Francis (Pa.)*	L, 70-73
1/11	Robert Morris*	W, 63-52
1/14	@ James Madison	L, 48-76
1/16	Baltimore*	W, 66-61
1/23	Long Island*	W, 106-89
1/25	@ Robert Morris*	W, 61-53
1/27	@ Baltimore*	L, 51-52
1/30	Siena*	L, 62-64
2/2	@ George Mason	L, 70-86
2/5	Vermont	W, 76-68
2/9	Loyola*	W, 67-66 (ot)
2/11	Marist*	L, 65-70
2/13	American	L, 73-81
2/16	St. Francis (Pa.)*	W, 96-70
2/19	@ Fairleigh-Dickinson*	L, 85-98
2/20	@ St. Francis (N.Y.)*	L, 54-56
2/25	@ Loyola*	L, 56-61
2/27	@ Wagner*	W, 67-66
3/2	@ Baltimore**	L, 60-64

* ECAC Metro-South Conference game

** ECAC Metro-South Tournament

1982-83 (7-21)

Head Coach: Vince Angotti

11/27	@ George Washington	L, 77-80
11/30	Drexel*	L, 62-72
12/3	Campbell	W, 49-46
12/4	UNC Wilmington	W, 78-64
12/7	@ American*	L, 76-82
12/11	@ Howard	L, 71-83
12/14	@ Maryland	L, 56-66
12/22	@ Delaware	L, 62-71
1/3	@ Central Florida	L, 57-80
1/6	@ Rider*	L, 62-76
1/8	Bucknell	W, 55-54
1/12	@ LaSalle*	L, 78-79
1/15	Boston U.	L, 77-82
1/19	James Madison	L, 55-69
1/22	@ Cleveland State	L, 70-71
1/26	Baltimore	L, 72-78
1/29	@ Lehigh*	L, 74-81
2/2	Delaware*	W, 65-56
2/7	Monmouth	W, 76-59
2/9	@ Hofstra*	L, 71-86
2/16	Loyola	W, 63-61 (ot)
2/19	@ Bucknell*	L, 73-85
2/21	George Mason	L, 83-92
2/23	@ Baltimore	L, 76-81
2/24	American*	L, 71-83
2/28	@ Loyola	L, 84-92
3/5	@ Lafayette*	W, 71-68
3/7	@ Drexel**	L, 67-88

* East Coast Conference game

** ECC Tournament at Drexel

1983-84 (10-19)

Head Coach: Terry Truax

11/28	@ Virginia Tech	L, 53-93
12/2	@ UNC Wilmington	W, 62-59
12/3	@ Campbell	L, 60-81
12/6	York	W, 58-50
12/8	@ American*	L, 56-71
12/10	Howard	W, 61-53
12/21	Bucknell*	L, 55-73
12/28	@ N.C. State	L, 49-88
12/30	@ William & Mary	L, 45-63
1/4	@ Rider*	W, 65-60
1/7	Washington College	W, 81-76
1/11	Lafayette*	W, 67-63
1/14	Drexel*	L, 57-69
1/17	@ Bucknell*	L, 48-63
1/21	Rider*	L, 63-71
1/25	Loyola	L, 51-69
1/28	Lehigh*	L, 56-63
1/30	@ George Mason	L, 66-92
2/1	@ Delaware*	L, 56-57
2/4	@ Hofstra*	L, 61-69
2/11	American*	W, 71-62 (2ot)
2/15	@ James Madison	L, 39-53
2/18	@ Drexel*	L, 56-71
2/20	Delaware*	W, 62-61
2/22	Hofstra*	L, 69-79
2/29	@ Lehigh*	W, 61-52
3/3	@ Lafayette*	L, 61-77
3/8	Lehigh**	W, 62-60 (ot)
3/9	Bucknell**	L, 42-64

* East Coast Conference game

** ECC Tournament (Towson)

1984-85 (7-21)

Head Coach: Terry Truax

11/26	Frostburg State	W, 104-67
11/28	Loyola	L, 73-81
12/1	@ South Carolina	L, 68-79
12/5	@ St. Francis (Pa.)	L, 86-90
12/8	@ Howard	L, 60-67
12/21	Shepherd	W, 75-64
12/29	George Washington	L, 50-53
1/2	Hofstra*	W, 86-78
1/5	@ Bucknell*	L, 50-68
1/9	@ Drexel*	L, 76-93
1/12	Lafayette*	L, 59-75
1/16	Lehigh*	W, 72-69
1/19	@ Dayton	L, 55-70
1/23	Delaware*	L, 71-72
1/26	@ American	L, 69-85
1/28	Washington College	L, 74-80
1/30	@ Rider*	L, 63-75
2/2	@ Hofstra*	L, 65-67
2/6	Bucknell*	W, 68-65
2/9	Drexel*	L, 61-64
2/11	Rider*	W, 78-77
2/13	@ Lafayette*	L, 56-57
2/16	@ Lehigh*	W, 64-62
2/20	George Mason	L, 62-87
2/21	@ Maryland	L, 38-91
2/23	@ Delaware*	L, 64-84
2/27	@ Loyola	L, 56-58 (ot)
3/2	Bucknell**	L, 77-79 (ot)

* East Coast Conference game

** ECC Tournament (Towson)

1985-86 (8-20)

Head Coach: Terry Truax

11/23	William & Mary	W, 66-56
11/30	@ Virginia #	L, 55-68
12/1	vs. UNC Wilmington #	L, 60-82
12/7	James Madison	W, 57-53
12/10	Howard	L, 51-53
12/13	@ Maryland	L, 58-91
12/21	Loyola	L, 87-98
12/28	@ George Mason	L, 56-68
1/4	@ Bucknell*	W, 84-74 (ot)
1/9	@ Stetson	L, 60-61
1/11	@ Miami (Fla.)	L, 66-71
1/15	Rider*	W, 73-62
1/18	Lehigh*	L, 69-70
1/20	@ West Virginia	L, 62-76
1/22	@ Lafayette*	L, 61-70
1/25	@ Hofstra*	L, 55-67
1/29	Drexel*	L, 63-72
2/1	@ Delaware*	L, 53-57
2/3	St. Francis (Pa.)	W, 107-84
2/5	Bucknell*	W, 81-64
2/8	@ Rider*	L, 49-66
2/10	@ Lehigh*	L, 54-71
2/15	Lafayette*	L, 51-72
2/17	American	L, 66-80
2/19	Hofstra*	W, 80-76
2/22	@ Drexel*	L, 64-70
2/24	Delaware*	W, 87-81
3/1	Bucknell**	L, 54-69

United Virginia Bank Classic

* East Coast Conference game

** ECC Tournament (Towson)

1986-87 (14-16)

Head Coach: Terry Truax

East Coast Conference Runners-Up

12/1	Liberty	W, 83-67
12/6	Winthrop	W, 60-46
12/10	George Mason	L, 45-48
12/14	Shepherd	W, 93-74
12/20	@ UMBC	W, 59-52
12/22	@ Loyola	W, 98-82
12/29	vs. SMU #	L, 65-79
12/30	vs. Purdue #	L, 58-94
1/3	Ramapo	W, 98-70
1/5	@ Maryland	L, 71-79
1/7	@ William & Mary	L, 52-63
1/10	UMBC	W, 73-66
1/14	@ Delaware*	W, 62-52
1/17	Bucknell*	W, 67-59
1/21	@ Rider*	L, 67-74
1/24	@ Lehigh*	L, 75-77
1/28	Lafayette*	L, 48-66
1/31	Hofstra*	W, 72-69
2/4	@ Drexel*	L, 51-54
2/7	Delaware*	W, 75-61
2/11	@ Bucknell*	L, 66-75
2/14	Rider*	W, 83-78
2/16	Drexel*	L, 81-94
2/18	Lehigh*	L, 76-83
2/21	@ Lafayette*	L, 58-73
2/25	@ Hofstra*	L, 74-87
2/28	@ Dayton	L, 65-78
3/6	Rider**	W, 89-79
3/7	Lafayette**	W, 70-66
3/8	Bucknell**	L, 74-86

Dallas Morning-News Classic

* East Coast Conference game

** ECC Tournament (Towson)

YEAR-BY-YEAR RESULTS

1987-88 (14-16)

Head Coach: Terry Truax

East Coast Conference Runners-Up

11/30	@ Winthrop	L, 57-67 (ot)
12/2	@ Clemson	L, 61-71
12/5	Loyola	W, 76-60
12/7	@ Navy	W, 79-62
12/9	Wilmington (Del.)	W, 95-74
12/12	Mount St. Mary's	L, 75-86
12/19	Caldwell	W, 92-75
12/22	St. Francis (Pa.)	W, 69-67
12/29	@ Jacksonville	W, 58-51
1/2	@ Florida Southern	L, 72-80
1/4	@ Florida	L, 55-77
1/9	UMBC	W, 76-68
1/12	Liberty	W, 70-69
1/16	vs. Drexel #*	L, 62-93
1/20	Delaware*	L, 75-76
1/23	@ Bucknell*	L, 80-89
1/27	Rider*	W, 93-72
1/30	Lehigh*	L, 65-71
2/3	@ Lafayette*	L, 60-73
2/6	@ Hofstra*	W, 81-69
2/10	Drexel*	W, 74-64
2/13	@ Delaware*	L, 74-77
2/15	Hofstra*	W, 78-61
2/17	Bucknell*	L, 71-83
2/20	@ Rider*	L, 93-98
2/24	@ Lehigh*	L, 63-77
2/27	Lafayette*	L, 63-71
3/5	Drexel**	W, 74-67
3/6	Rider**	W, 59-56
3/8	Lehigh**	L, 78-84

at Palestra
* East Coast Conference game
** ECC Tournament (Towson)

1988-89 (19-10)

Head Coach: Terry Truax

11/29	@ UMBC	L, 67-70
12/1	Gettysburg	W, 115-70
12/3	@ Virginia	L, 79-87
12/5	@ Liberty	W, 81-67
12/7	Navy	W, 74-69
12/10	@ Mount St. Mary's	W, 79-70
12/19	West Va. Wesleyan	W, 105-78
12/22	vs. North Carolina #	L, 74-102
1/2	@ North Carolina State	L, 77-83
1/6	@ Loyola \$	W, 88-79
1/7	vs. UMBC \$	L, 81-87
1/11	Rider*	W, 110-92
1/14	vs. Drexel* ^	W, 75-73
1/16	William & Mary	W, 98-78
1/18	@ Lafayette*	L, 58-59
1/21	Delaware*	W, 88-74
1/25	Bucknell*	L, 72-77
1/28	@ Hofstra*	W, 62-60
2/1	Lehigh*	W, 101-77
2/4	@ Rider*	L, 63-65
2/8	Drexel*	W, 106-72
2/11	Lafayette*	W, 99-66
2/15	@ Delaware*	L, 74-76
2/18	@ Bucknell*	W, 93-83 (ot)
2/20	Loyola	W, 104-69
2/22	Hofstra*	W, 71-68
2/25	@ Lehigh*	W, 81-69

3/4	Lehigh**	W, 90-74
3/5	Lafayette**	L, 79-80 (ot)

at Hershey, Pa.
^ at Palestra
\$ Baltimore Beltway Tournament (Loyola)
* East Coast Conference game
** ECC Tournament (Towson)

1989-90 (18-13)

Head Coach: Terry Truax

NCAA Midwest Regionals
East Coast Conference Champions
Baltimore Beltway Champions

11/28	Howard	W, 83-64
11/30	@ Gettysburg	W, 102-66
12/3	@ North Carolina	L, 70-87
12/6	@ Navy	W, 73-70
12/8	vs. UMBC #	W, 100-97 (2ot)
12/9	@ Mount St. Mary's #	W, 81-68
12/16	@ Syracuse	L, 75-105
12/18	@ St. Francis (Pa.)	L, 75-95
12/22	@ Loyola	W, 87-79
12/27	@ Washington	L, 68-73
12/30	@ New Mexico	L, 68-96
1/3	@ Pepperdine	L, 79-91
1/13	@ Rider*	L, 82-83 (ot)
1/17	Drexel*	W, 98-79
1/20	Lafayette*	W, 68-65
1/24	@ Delaware*	L, 77-89
1/27	@ Bucknell*	L, 74-76
1/31	Hofstra*	W, 66-64
2/3	@ Lehigh*	L, 69-87
2/5	UMBC	W, 90-74
2/7	Rider*	W, 102-74
2/10	@ Drexel*	W, 104-95
2/14	@ Lafayette*	L, 70-83
2/17	Delaware*	W, 87-84
2/21	Bucknell*	L, 66-72
2/24	@ Hofstra*	W, 73-65
2/26	Lehigh*	W, 92-82
3/3	Rider**	W, 74-63
3/4	Delaware**	W, 85-71
3/6	Lehigh**	W, 73-60
3/15	vs. Oklahoma %	L, 68-77

Baltimore Beltway Tournament (Mount St. Mary's)
* East Coast Conference game
** ECC Tournament (Towson)
% NCAA Midwest Regionals (Texas)

1990-91 (19-11)

Head Coach: Terry Truax

NCAA Midwest Regionals
East Coast Conference Champions
Baltimore Beltway Champions

11/24	@ Dayton	L, 79-99
11/26	@ Maryland	L, 69-93
11/30	UMBC #*	W, 83-75
12/1	Loyola #	W, 62-60
12/5	Navy	L, 88-102
12/18	@ Howard	W, 77-62
12/20	vs. Syracuse ^	L, 73-78
12/28	vs. Alabama &	L, 52-71
12/29	vs. Navy &	W, 90-75
1/4	Bucknell	W, 85-84
1/7	@ Lehigh	L, 83-85
1/12	@ Central Connecticut* _	W, 82-72
1/16	Rider*	W, 75-71
1/19	Hofstra*	W, 74-61
1/23	@ Drexel*	W, 72-70
1/26	@ UMBC*	W, 83-68
1/28	@ Bucknell	W, 89-83

1/30	Delaware*	W, 88-84 (ot)
2/2	@ Rider*	W, 82-65
2/4	Loyola	L, 84-85
2/6	@ American	W, 84-75
2/9	Central Connecticut.* _	W, 84-76
2/13	Drexel*	L, 75-78
2/16	@ Hofstra*	W, 76-66
2/20	@ Delaware*	L, 74-75
2/23	Youngstown State	W, 87-75
2/25	@ Virginia	L, 49-72
3/3	UMBC**	W, 78-76
3/4	Rider**	W, 69-63
3/15	vs. Ohio State %	L, 86-97

Baltimore Beltway Tournament (Towson)
^ at Hershey, Pa.
& Blue Angels Classic
* East Coast Conference game
** ECC Tournament (Towson)
% NCAA Midwest Regionals (Dayton)

1991-92 (17-13)

Head Coach: Terry Truax

East Coast Conference Champions

11/25	@ Colorado	L, 83-93
11/30	@ North Carolina	L, 88-98
12/3	Lehigh	W, 99-97
12/6	UMBC \$*	L, 83-93
12/7	vs. Mount St. Mary's \$	L, 77-91
12/14	Washington	W, 74-50
12/21	@ Maryland	L, 76-83
12/28	@ Southern Methodist	L, 66-85
12/30	@ Howard	L, 69-74
1/4	@ Youngstown State	W, 67-52
1/6	@ Tennessee	L, 70-77

1/8	@ George Mason	L, 75-89
1/11	@ Delaware	L, 69-90
1/18	@ Buffalo*	W, 77-65
1/20	@ Bucknell	L, 72-85
1/25	@ Central Connecticut* _	W, 93-54
1/27	Mount St. Mary's	W, 103-76
2/1	Brooklyn*	W, 96-56
2/3	@ Loyola	W, 66-64
2/6	Hofstra*	W, 80-70
2/8	Central Connecticut*	W, 94-70
2/11	@ Rider*	W, 78-75 (ot)
2/15	UMBC*	W, 113-103
2/17	Buffalo*	W, 98-65
2/20	@ Brooklyn*	W, 89-66
2/22	@ Hofstra*	L, 87-89
2/29	Rider*	W, 78-79
3/7	vs. Buffalo**	W, 122-58
3/8	vs. Rider**	W, 90-77
3/9	vs. Hofstra**	W, 69-61


\$ Baltimore Beltway Tournament (UMBC)
* East Coast Conference game
** ECC Tournament at UMBC

1992-93 (18-9)

Head Coach: Terry Truax

Big South Regular Season Champions

12/1	Loyola	W, 71-61
12/5	@ Oklahoma	L, 73-115
12/7	@ SW Missouri	L, 56-71
12/12	Coppin State	L, 74-79
12/23	@ Maryland	L, 68-78
12/28	vs. Bridgeport #	W, 85-70
12/29	@ Connecticut #	L, 66-99
1/6	George Mason	W, 78-71



The Tigers celebrate after capturing the 1991 ECC Championship.

YEAR-BY-YEAR RESULTS

1/9	Delaware	L, 69-76
1/11	UNC Asheville*	W, 85-64
1/13	Campbell*	W, 61-56
1/16	@ Coastal Carolina*	W, 77-74
1/18	@ Charleston Southern*	W, 87-76
1/23	Winthrop*	W, 93-85
1/25	Charleston Southern*	W, 75-58
1/30	@ Winthrop*	W, 78-90
2/1	@ Campbell*	L, 61-63
2/3	UMBC*	W, 82-76
2/6	Coastal Carolina*	W, 74-69
2/8	@ Lehigh	W, 79-70
2/11	@ Liberty*	W, 86-81
2/13	Radford*	W, 98-90
2/15	Liberty*	W, 75-69
2/20	@ UNC Asheville*	W, 75-60
2/22	@ Radford*	W, 81-70
2/27	@ UMBC*	W, 97-92 (2ot)
3/4	vs. Winthrop**	L, 79-83

UConn Holiday Classic
* Big South Conference game
** Big South Tournament (Charleston, S.C.)

1993-94 (21-9)

Head Coach: Terry Truax

Pre-Season NIT

Big South Regular Season Champions

11/18	@ St. John's #	W, 66-65
11/20	@ Massachusetts #	L, 55-82
11/27	vs. Connecticut ^	L, 67-107
12/1	@ Loyola	L, 84-90 (ot)
12/4	@ Dayton	W, 72-70
12/7	Lehigh	W, 77-69
12/11	@ Delaware	W, 71-63
12/13	@ Coppin State	L, 63-76
12/23	vs. Maryland \$	L, 71-109
1/4	American	W, 76-73
1/8	@ Radford*	L, 58-82
1/10	@ Liberty*	W, 66-61
1/15	Coastal Carolina*	W, 80-74
1/17	Charleston Southern*	W, 84-76
1/22	@ Campbell*	L, 55-76
1/24	@ UNC Greensboro*	W, 62-56
1/27	Winthrop*	W, 104-87
1/29	UNC Asheville*	W, 54-45
2/2	UMBC*	W, 89-78
2/5	Radford*	W, 73-63
2/7	Liberty*	W, 79-78 (ot)
2/12	@ Coastal Carolina*	L, 89-105
2/14	@ Charleston Southern*	W, 84-77
2/17	@ UMBC*	W, 86-79
2/19	Campbell*	W, 87-72
2/21	UNC Greensboro*	W, 75-74
2/24	@ Winthrop*	W, 82-68
2/26	@ UNC Asheville*	W, 74-70
3/4	vs. UNC Asheville**	W, 64-56
3/5	vs. Liberty**	L, 58-63

Pre-Season NIT
^ at Hershey, Pa.
\$ at Baltimore Arena
* Big South game
** Big South Tournament (Charleston, S.C.)

1994-95 (12-15)

Head Coach: Terry Truax

11/26	@ Old Dominion	L, 75-93
11/29	@ Mount St. Mary's	W, 69-68
12/3	@ Virginia	L, 66-94
12/5	vs. West Virginia #	W, 81-78
12/7	Loyola	W, 73-66
12/12	@ Maryland	L, 73-120

12/17	Delaware	W, 84-83
1/3	Howard	W, 78-64
1/7	Radford*	L, 68-71
1/9	Liberty*	L, 59-72
1/14	@ Coastal Carolina*	L, 87-89
1/16	@ Charleston Southern*	W, 80-73
1/19	@ UMBC*	L, 77-78
1/23	UNC Greensboro*	W, 73-66
1/26	@ Winthrop*	L, 93-97
1/28	@ UNC Asheville*	L, 79-84 (ot)
1/30	Louisville	W, 81-69
2/4	@ Radford*	L, 62-76
2/6	@ Liberty*	W, 71-70
2/11	Coastal Carolina*	W, 92-69
2/13	Charleston Southern*	L, 83-86
2/16	UMBC*	L, 69-77
2/20	@ UNC Greensboro*	L, 61-77
2/23	Winthrop*	W, 92-90
2/25	UNC Asheville*	W, 69-62
2/27	@ Tennessee	L, 60-77
3/2	vs. Charleston Southern**	L, 55-85

at Shepherdstown, West Virginia
* Big South game
** Big South Tournament (Charleston, S.C.)

1995-96 (16-12)

Head Coach: Terry Truax

11/27	vs. Maryland ^	L, 67-70
11/29	@ Navy	W, 74-60
12/4	@ Loyola	W, 66-62
12/6	Pennsylvania	L, 61-67
12/9	@ Arizona	L, 84-90
12/16	Washington	W, 105-86
12/23	@ James Madison	W, 67-64
12/30	@ Louisville	L, 72-96
1/4	@ New Hampshire*	W, 79-68
1/6	@ Maine*	L, 72-85
1/11	Northeastern*	W, 78-65
1/13	Boston U.*	W, 93-71
1/18	@ Vermont*	W, 69-67
1/20	@ Hartford*	W, 88-73
1/23	Hofstra*	L, 63-83
1/26	Vermont*	W, 91-83
1/28	Hartford*	W, 81-73
2/2	@ Northeastern*	W, 73-67
2/4	@ Boston U.*	L, 56-68
2/7	@ Drexel*	L, 87-96
2/9	New Hampshire*	W, 79-70
2/11	Maine*	W, 65-56
2/16	Drexel*	L, 56-75
2/18	@ Hofstra*	W, 74-56
2/21	@ Delaware*	L, 73-81
2/24	Delaware*	L, 70-71
3/1	vs. Delaware**	W, 85-78
3/3	vs. Drexel**	L, 74-84

^ at Baltimore Arena

* North Atlantic Conference game

** NAC Tournament (Delaware)

1996-97 (9-19)

Head Coach: Terry Truax

11/22	Old Dominion	L, 82-84
11/24	Navy	W, 76-68
11/26	@ UMBC	W, 75-60
11/30	@ Maryland	L, 76-93
12/3	@ Pennsylvania	L, 74-80
12/6	Boston U.*	L, 63-81
12/8	Northeastern*	L, 74-77
12/10	Loyola	W, 89-84
12/28	James Madison	L, 75-83
1/5	@ Delaware*	L, 63-104

1/7	@ Drexel*	L, 72-102
1/10	Vermont*	W, 92-82 (ot)
1/12	Hartford*	L, 69-76
1/16	@ Maine*	L, 58-71
1/18	@ New Hampshire*	L, 71-72 (ot)
1/21	Hofstra*	L, 62-66
1/24	@ Northeastern*	W, 81-59
1/26	@ Boston U.*	L, 69-78
1/31	@ Hofstra*	L, 71-84
2/2	Drexel*	L, 66-79
2/6	@ Vermont*	L, 81-85
2/9	@ Hartford*	L, 78-81 (ot)
2/13	New Hampshire*	W, 71-65
2/15	Maine*	W, 80-70
2/18	@ West Virginia	L, 86-100
2/22	Delaware*	W, 86-79
2/28	vs. Northeastern**	W, 72-69
3/1	vs. Drexel**	L, 75-78

* America East game
** America East Tournament (Delaware)

1997-98 (8-20)

Head Coach: Mike Jaskulski

11/22	@ American	W, 51-48
11/24	Michigan	L, 72-75
12/1	Morgan State	W, 62-48
12/3	Hofstra*	L, 56-64
12/6	Drexel*	L, 60-65
12/9	Delaware*	L, 63-68 (ot)
12/13	@ Loyola	L, 71-73
12/20	@ James Madison	L, 62-76
12/22	Creighton	L, 70-79
12/30	@ South Carolina	L, 55-65
1/10	@ New Hampshire*	L, 56-64
1/13	@ Hofstra*	L, 60-64
1/16	Vermont*	L, 45-55
1/18	Hartford*	W, 75-68
1/22	Boston U.*	L, 45-67
1/24	Northeastern*	W, 63-52
1/29	@ Vermont*	L, 71-76
1/31	@ Hartford*	L, 75-84
2/1	vs. Maine* ^	W, 81-57
2/3	@ Drexel*	L, 71-72
2/6	Maine*	W, 68-59
2/8	New Hampshire*	L, 56-58
2/14	@ Delaware*	L, 68-71 (ot)
2/16	UMBC	W, 76-60
2/19	@ Boston U.*	L, 63-69
2/21	@ Northeastern*	L, 62-66
2/27	vs. New Hampshire**	W, 67-65
2/28	@ Delaware**	L, 60-80

^ at University of New Hampshire
* America East game
** America East Tournament (Delaware)

1998-99 (6-22)

Head Coach: Mike Jaskulski

11/14	@ Creighton	L, 48-93
11/19	Morgan State #	W, 69-65
11/21	Loyola #	L, 67-76
11/30	@ Michigan	L, 45-60
12/7	@ Louisville	L, 73-106
12/12	Hofstra*	L, 55-68
12/19	@ UMBC	L, 41-65
1/22	Lafayette	L, 69-76
12/30	American	L, 44-59
1/3	Boston U.*	L, 58-66
1/5	Northeastern*	W, 62-52
1/10	@ Delaware*	L, 60-70
1/14	@ Hartford*	L, 57-60 (ot)
1/16	@ Vermont*	W, 56-53

1/19	Drexel*	L, 56-59
1/22	New Hampshire*	W, 58-55
1/24	Maine*	W, 89-79
1/27	@ Hofstra*	L, 48-76
1/29	@ Boston U.*	L, 43-73
1/31	@ Northeastern*	L, 70-71
2/7	Delaware*	L, 56-73
2/10	@ Drexel*	L, 54-66
2/13	Hartford*	L, 56-65
2/15	Vermont*	L, 57-66
2/18	@ New Hampshire*	L, 70-74
2/20	@ Maine*	L, 68-70
2/26	vs. Boston U.**	W, 71-58
2/27	@ Delaware**	L, 63-83

Battle of Baltimore (Towson)
* America East game
** America East Tournament (Delaware)

1999-2000 (11-17)

Head Coach: Mike Jaskulski

11/19	vs. Loyola #	L, 67-74
11/20	@ Coppin State #	W, 61-57
11/23	@ Morgan State	W, 67-59
11/30	Long Island	W, 62-44
12/2	@ Liberty	L, 74-82 (ot)
12/6	@ Lafayette	W, 59-57
12/9	Hartford*	W, 72-58
12/18	UMBC	L, 56-64
12/28	@ Michigan	L, 84-98
1/2	@ New Hampshire*	W, 73-66
1/4	@ Maine*	L, 80-89
1/8	Drexel*	L, 61-64 (ot)
1/11	Hofstra*	L, 70-84
1/14	@ Northeastern*	W, 60-56
1/16	@ Boston U.*	W, 54-52 (ot)
1/18	Vermont*	W, 74-67
1/22	@ Delaware*	L, 70-82
1/27	Maine*	L, 67-68
1/29	New Hampshire*	W, 80-52
2/4	@ Hofstra*	L, 58-60
2/6	@ Drexel*	L, 45-63
2/10	Northeastern*	L, 73-74
2/12	Boston U.*	W, 71-57
2/19	Delaware*	L, 74-80
2/21	James Madison	L, 79-93
2/24	@ Hartford*	L, 77-79 (ot)
2/26	@ Vermont*	L, 64-79
3/4	@ Delaware**	L, 69-79

Battle of Baltimore (Coppin Center)
* America East game
** America East Tournament (Delaware)

2000-01 (12-17)

Head Coach: Mike Jaskulski

11/18	vs. UMBC #	L, 72-87
11/20	vs. Morgan State #	L, 56-59
11/26	@ Villanova	L, 75-87
11/28	Maryland Eastern Shore _	W, 74-62
12/2	Loyola	W, 74-64
12/4	@ Long Island	W, 73-56
12/7	Maine*	W, 72-67
12/9	New Hampshire*	W, 84-70
12/12	@ Delaware State	L, 66-84
12/16	Liberty	W, 75-57
12/21	@ Drexel*	L, 74-78
12/27	@ Michigan	L, 71-73
12/30	@ Hofstra*	L, 54-80
1/4	@ Vermont*	W, 79-60
1/6	@ Hartford*	L, 54-61
1/11	Boston U.*	W, 66-63
1/13	Northeastern*	W, 86-71

YEAR-BY-YEAR RESULTS

1/20 Delaware* _____ L, 64-67
 1/25 @ Maine* _____ L, 77-87 (ot)
 1/28 @ New Hampshire* _____ W, 89-87
 2/1 Hofstra* _____ L, 58-79
 2/3 Drexel* _____ L, 49-70
 2/8 @ Boston U.* _____ L, 59-96
 2/10 @ Northeastern* _____ L, 76-78
 2/17 @ Delaware* _____ L, 63-77
 2/22 Hartford* _____ W, 69-64
 2/24 Vermont* _____ L, 72-77
 3/2 vs. Hartford** _____ W, 65-62
 3/3 @ Delaware** _____ L, 51-66
 # Battle of Baltimore (UMBC)
 * America East game
 ** America East Tournament (Delaware)

2001-02 (11-18)**Head Coach: Michael Hunt**

11/17 vs. Coppin State # _____ W, 53-51
 11/19 vs. UMBC # _____ L, 55-77
 11/24 @ Georgetown _____ L, 40-91
 11/28 @ Louisiana State _____ L, 46-83
 12/1 Rider _____ W, 60-58
 12/5 @ VCU* _____ L, 68-91
 12/8 Morgan State _____ W, 67-62
 12/11 @ Maryland Eastern Shore _____ L, 78-93
 12/20 vs. Howard ^ _____ L, 57-77
 12/22 @ UMBC _____ L, 67-77
 12/30 @ UNC Wilmington* _____ L, 37-76
 1/2 Delaware State _____ W, 64-57
 1/5 @ George Mason* _____ L, 52-64
 1/12 Drexel* _____ W, 68-62
 1/14 Old Dominion* _____ L, 53-66
 1/19 George Mason* _____ L, 52-64
 1/23 @ Delaware* _____ W, 59-53
 1/26 @ James Madison* _____ L, 75-86
 1/28 UNC Wilmington* _____ L, 46-56
 1/30 Hofstra* _____ L, 60-62
 2/2 @ William & Mary* _____ L, 45-62
 2/4 @ Old Dominion* _____ W, 67-55
 2/9 William & Mary* _____ W, 61-58
 2/13 Delaware* _____ W, 61-57
 2/16 VCU* _____ L, 49-62
 2/20 James Madison* _____ L, 71-83
 2/23 @ Drexel* _____ W, 81-65
 2/25 @ Hofstra* _____ W, 61-60
 3/1 vs. Hofstra** _____ L, 52-72
 # Battle of Baltimore (Loyola)
 ^ at MCI Center
 * CAA game
 ** CAA Tournament (Richmond)

2002-03 (4-24)**Head Coach: Michael Hunt**

11/23 vs. UMBC # _____ L, 81-86
 11/25 vs. Morgan State # _____ W, 67-53
 11/30 vs. Georgetown ^ _____ L, 52-81
 12/3 @ Rider _____ L, 56-68
 12/5 Maryland Eastern Shore _____ W, 65-40
 12/12 Norfolk State _____ W, 53-50
 12/14 @ Morgan State _____ L, 59-62
 12/22 George Washington _____ L, 60-70
 12/30 @ Virginia Tech _____ L, 52-76
 1/2 @ Old Dominion* _____ L, 56-67
 1/4 @ William & Mary* _____ L, 55-74
 1/8 James Madison* _____ L, 51-64
 1/11 George Mason* _____ L, 56-90
 1/15 Hofstra* _____ W, 61-54
 1/18 @ Drexel* _____ L, 56-85
 1/22 @ UNC Wilmington* _____ L, 53-85
 1/25 @ Delaware* _____ L, 60-74

1/29 VCU* _____ L, 47-82
 2/1 @ George Mason* _____ L, 54-76
 2/5 @ VCU* _____ L, 60-97
 2/8 Drexel* _____ L, 50-76
 2/12 William & Mary* _____ L, 52-59
 2/15 Old Dominion* _____ L, 51-73
 2/19 @ James Madison* _____ L, 56-87
 2/22 UNC Wilmington* _____ L, 51-75
 2/26 @ Hofstra* _____ L, 47-66
 3/1 Delaware* _____ L, 69-74
 3/7 vs. James Madison** _____ L, 61-72
 # Battle of Baltimore (Loyola)
 ^ at MCI Center
 * CAA games
 ** CAA Tournament (Richmond)

2003-04 (8-21)**Head Coach: Michael Hunt**

11/21 Coppin State # _____ W, 57-54
 11/22 UMBC # _____ L, 53-59
 11/29 @ Loyola _____ W, 66-62
 12/2 @ Georgia _____ L, 51-81
 12/6 @ Norfolk State _____ L, 50-54
 12/10 @ George Washington _____ L, 57-76
 12/13 UMBC _____ L, 56-64
 12/20 Virginia Tech _____ L, 67-74
 12/30 @ Maryland Eastern Shore _____ W, 61-53
 1/3 @ George Mason* _____ L, 62-71
 1/7 @ Hofstra* _____ L, 56-85
 1/10 Delaware* _____ W, 70-68
 1/14 William & Mary* _____ W, 73-67
 1/17 @ James Madison* _____ L, 55-57
 1/19 UNC Wilmington* _____ W, 57-55
 1/21 Drexel* _____ L, 82-88
 1/24 Old Dominion* _____ L, 49-70
 1/28 @ VCU* _____ L, 76-101
 1/31 @ Old Dominion* _____ L, 62-88
 2/4 George Mason* _____ L, 57-74
 2/7 @ Delaware* _____ L, 76-80 (ot)
 2/11 @ UNC Wilmington* _____ L, 51-64
 2/14 VCU* _____ L, 44-68
 2/18 @ William & Mary* _____ L, 68-74
 2/21 @ Drexel* _____ L, 51-75
 2/25 Hofstra* _____ L, 61-67
 2/28 James Madison* _____ W, 74-54
 3/5 vs. William & Mary** _____ W, 70-65
 3/6 vs. VCU** _____ L, 60-67
 # Battle of Baltimore (Towson)
 * CAA game
 ** CAA Tournament (Richmond)

2004-05 (5-24)**Head Coach: Pat Kennedy**

11/15 @ Ohio State ^ _____ L, 53-74
 11/16 vs. Morgan State ^ _____ W, 71-69 (ot)
 11/19 Norfolk State _____ W, 69-58
 11/27 @ Morgan State _____ L, 51-54
 11/29 College of Charleston _____ L, 58-78
 12/1 @ George Mason* _____ L, 61-79
 12/4 @ UMBC _____ L, 61-63
 12/8 American _____ L, 64-75
 12/11 @ VMI _____ W, 84-69
 12/18 @ George Washington _____ L, 69-85
 12/29 Lehigh _____ # _____ W, 61-64
 1/1 Delaware* _____ W, 86-66
 1/7 VCU* _____ L, 58-70
 1/12 Old Dominion* _____ L, 56-65
 1/15 @ UNC Wilmington* _____ L, 59-77
 1/19 James Madison* _____ W, 86-69
 1/22 @ Drexel* _____ L, 55-76
 1/26 @ William & Mary* _____ L, 65-83

1/29 Hofstra* _____ L, 64-84
 1/31 UNC Wilmington* _____ L, 57-61
 2/2 @ Old Dominion* _____ L, 59-70
 2/5 @ VCU* _____ L, 61-84
 2/9 George Mason* _____ L, 57-62
 2/12 @ Delaware* _____ L, 55-65
 2/16 @ Hofstra* _____ L, 59-68
 2/23 @ James Madison* _____ L, 58-68
 2/26 William & Mary* _____ L, 50-57
 2/28 Drexel* _____ L, 60-66
 3/4 vs. Delaware** _____ L, 56-76
 ^ at Guardians Classic
 # Game forfeited to Towson
 * CAA game
 ** CAA Tournament (Richmond)

2005-06 (12-16)**Head Coach: Pat Kennedy**

11/19 Loyola _____ L, 67-80
 11/22 UMBC _____ W, 60-55
 11/28 Morgan State _____ W, 71-66
 11/30 @ Norfolk State _____ L, 49-78
 12/3 William & Mary* _____ W, 76-45
 12/7 @ Northeastern* _____ L, 67-89
 12/10 @ American _____ L, 70-74
 12/21 VMI _____ L, 78-80
 12/27 Syracuse ^ _____ L, 52-86
 12/30 @ Lehigh _____ W, 69-66
 1/2 @ College of Charleston _____ W, 86-75
 1/5 Old Dominion* _____ L, 71-85
 1/7 @ James Madison* _____ W, 99-84
 1/12 Hofstra* _____ W, 94-91
 1/14 @ Delaware* _____ W, 96-92
 1/19 @ UNC Wilmington* _____ L, 46-78
 1/21 Georgia State* _____ W, 66-62
 1/23 @ Drexel* _____ L, 61-69
 1/26 @ Hofstra* _____ L, 70-82
 1/28 Delaware* _____ L, 61-76
 2/2 @ VCU* _____ L, 75-81
 2/4 Drexel* _____ W, 84-80
 2/9 James Madison* _____ L, 68-76
 2/11 @ George Mason* _____ L, 53-65
 2/15 VCU* _____ W, 59-57
 2/23 @ Georgia State* _____ W, 70-69
 2/25 Northeastern* _____ L, 70-86
 3/3 vs. Georgia State** _____ L, 64-72
 ^ at Wilkes-Barre, Pa.
 * CAA game
 ** CAA Tournament (Richmond)

2006-07 (15-17)**Head Coach: Pat Kennedy**

11/13 Hartford _____ W, 78-64
 11/16 Samford _____ W, 69-62
 11/19 @ Kansas _____ L, 61-87
 11/21 @ Western Kentucky _____ L, 72-95
 11/24 vs. Chattanooga # _____ W, 56-55
 11/25 vs. Tennessee State # _____ L, 47-49
 12/1 Vermont _____ W, 67-54
 12/5 @ William & Mary* _____ W, 73-60
 12/16 Temple _____ L, 70-75
 12/20 @ Georgetown _____ L, 41-69
 12/29 Winston-Salem State _____ W, 80-59
 1/3 VCU* _____ L, 80-84 (2ot)
 1/6 @ Georgia State* _____ L, 81-87 (2ot)
 1/8 @ Delaware* _____ W, 75-68
 1/11 George Mason* _____ L, 44-73
 1/13 @ VCU* _____ L, 77-85
 1/15 @ Loyola _____ W, 70-62
 1/18 @ Hofstra* _____ L, 74-79
 1/20 UNC Wilmington* _____ W, 75-61

1/24 Delaware* _____ W, 85-63
 1/27 Hofstra* _____ L, 60-64
 1/29 @ James Madison* _____ W, 69-60
 1/31 Northeastern* _____ W, 74-61
 2/3 @ Drexel* _____ L, 56-66
 2/7 @ Northeastern* _____ L, 55-65
 2/10 Georgia State* _____ W, 92-65
 2/14 James Madison* _____ W, 76-62
 2/17 @ Bucknell _____ L, 63-73
 2/21 @ Old Dominion* _____ L, 65-79
 2/24 Drexel* _____ L, 68-77
 3/2 vs. UNC Wilmington** _____ W, 67-52
 3/3 vs. Old Dominion** _____ L, 55-58
 # Finlay Toyota Tournament (Las Vegas)
 * CAA game
 ** CAA Tournament (Richmond)

2007-08 (13-18)**Head Coach: Pat Kennedy**

11/9 Loyola _____ W, 83-69
 11/14 Bucknell _____ L, 57-71
 11/20 @ Samford _____ W, 73-66
 11/24 @ Vermont _____ L, 57-59
 11/27 North Carolina Central _____ W, 74-52
 11/29 @ Navy _____ L, 59-73
 12/3 @ Delaware* _____ L, 63-70
 12/6 @ Temple _____ L, 46-69
 12/9 Niagara _____ W, 75-72 (ot)
 12/19 Lafayette _____ L, 69-79 (ot)
 12/29 @ Auburn _____ L, 59-79
 1/2 Northeastern* _____ W, 77-71
 1/5 @ George Mason* _____ L, 63-72
 1/9 Old Dominion* _____ L, 59-71
 1/12 Drexel* _____ W, 86-77
 1/16 @ UNC Wilmington* _____ L, 68-81
 1/19 @ William & Mary* _____ L, 51-61
 1/23 Georgia State* _____ W, 58-57
 1/26 James Madison* _____ W, 73-64
 1/30 Hofstra* _____ W, 60-51
 2/2 @ VCU* _____ L, 42-65
 2/6 @ James Madison* _____ L, 68-73
 2/9 @ Drexel* _____ L, 51-65
 2/13 George Mason* _____ L, 73-85
 2/16 William & Mary* _____ W, 64-52
 2/20 @ Hofstra* _____ L, 67-81
 2/23 High Point # _____ W, 73-72
 2/27 @ Georgia State* _____ L, 63-79
 3/1 Delaware* _____ W, 89-74
 3/7 vs. Hofstra** _____ W, 81-66
 3/8 vs. VCU** _____ L, 46-57
 # ESPN Bracketbuster
 * CAA game
 ** CAA Tournament (Richmond)

2008-09 (12-22)**Head Coach: Pat Kennedy**

11/14 Navy _____ W, 86-68
 11/15 @ Niagara _____ L, 62-79
 11/22 Hampton _____ W, 82-73
 11/24 NJIT _____ W, 61-48
 11/28 vs. Villanova ^ _____ L, 47-64
 11/29 vs. Penn State ^ _____ L, 54-78
 12/3 @ UMBC _____ W, 82-65
 12/6 Hofstra* _____ L, 79-90
 12/9 St. Joseph's _____ L, 64-85
 12/13 @ High Point _____ W, 71-57
 12/22 @ Bowling Green _____ L, 58-77
 12/28 @ Lafayette _____ L, 63-70
 12/31 @ North Carolina State _____ L, 68-88
 1/3 James Madison* _____ W, 58-57
 1/5 @ Delaware* _____ W, 62-61

YEAR-BY-YEAR RESULTS

1/7 George Mason* _____ L, 59-71
 1/10 @ Northeastern* _____ L, 53-68
 1/14 VCU* _____ L, 71-78
 1/17 @ Georgia State* _____ L, 46-68
 1/21 @ James Madison* _____ L, 59-70
 1/24 UNC Wilmington* _____ L, 98-103 (2ot)
 1/28 @ William & Mary* _____ W, 69-56
 1/31 Drexel* _____ L, 53-60
 2/3 @ Old Dominion* _____ L, 62-71
 2/7 @ Hofstra* _____ L, 68-71
 2/11 Georgia State* _____ W, 82-72 (ot)
 2/15 @ Drexel* _____ L, 65-78
 2/18 William & Mary* _____ L, 54-76
 2/21 Morgan State # _____ L, 64-80
 2/25 Delaware* _____ W, 75-74
 2/28 @ George Mason* _____ L, 59-71
 3/6 vs. Drexel** _____ W, 73-62
 3/7 vs. Northeastern** _____ W, 58-54
 3/8 vs. George Mason** _____ L, 48-56

^ at Palestra, Philadelphia

ESPN Bracketbuster

* CAA game

** CAA Tournament (Richmond)

2009-10 (10-21)

Head Coach: Pat Kennedy

11/13 Miami (Ohio) _____ W, 82-71
 11/21 Buffalo _____ L, 69-78 (ot)
 11/24 @ Navy _____ L, 70-87
 11/28 @ Dayton _____ L, 69-74
 12/2 UMBC _____ W, 82-77
 12/5 Hofstra* _____ L, 64-84
 12/12 George Washington _____ L, 69-73
 12/19 Hampton _____ W, 82-74
 12/22 @ Morgan State _____ L, 80-87
 12/30 Bowling Green _____ L, 69-70
 1/2 @ Georgia State _____ L, 61-70
 1/4 Old Dominion _____ L, 71-87
 1/6 @ Hofstra* _____ L, 61-77
 1/9 @ James Madison* _____ L, 66-69
 1/13 Drexel* _____ L, 49-52
 1/16 @ Delaware* _____ W, 71-68
 1/18 @ St. Joseph's _____ L, 57-64
 1/20 Northeastern* _____ L, 48-73
 1/23 George Mason* _____ L, 71-80
 1/27 @ VCU* _____ L, 53-112
 1/30 @ UNC Wilmington* _____ W, 58-53
 2/2 @ Drexel* _____ L, 55-97
 2/8 James Madison* _____ W, 81-78
 2/10 UNC Wilmington* _____ L, 72-80
 2/13 Georgia State* _____ W, 74-69 (ot)
 2/16 @ Old Dominion* _____ L, 67-78
 2/20 @ Manhattan # _____ L, 62-78
 2/24 @ William & Mary* _____ W, 83-77
 2/27 Delaware* _____ W, 81-66
 3/5 vs. UNC Wilmington** _____ W, 91-74
 3/6 vs. Old Dominion** _____ L, 56-86

ESPN Bracketbuster

* CAA game

** CAA Tournament (Richmond)

2010-11 (4-26)

Head Coach: Pat Kennedy

11/12 @ Miami (Ohio) _____ L, 57-60
 11/16 Coppin State _____ W, 89-74
 11/20 @ Buffalo _____ L, 76-87
 11/24 Navy _____ L, 84-89
 12/1 Western Michigan _____ W, 75-73
 12/4 @ Hofstra* _____ L, 62-74
 12/8 @ George Washington _____ L, 67-73
 12/11 @ UMBC _____ W, 86-77
 12/20 @ Hampton _____ L, 67-78

12/22 Princeton _____ L, 65-75
 12/29 @ LaSalle _____ W, 93-90 (ot)
 1/3 Old Dominion* _____ L, 47-51
 1/5 @ James Madison* _____ L, 68-99
 1/8 @ Georgia State* _____ L, 65-73
 1/12 Hofstra* _____ L, 60-74
 1/15 Delaware* _____ L, 63-66
 1/19 William & Mary* _____ L, 68-83
 1/22 @ UNC Wilmington* _____ L, 60-66
 1/24 VCU* _____ L, 76-80
 1/27 @ George Mason* _____ L, 58-84
 1/29 @ Old Dominion* _____ L, 57-80
 2/2 @ Drexel* _____ L, 59-65
 2/5 Georgia State* _____ L, 60-63
 2/9 @ Northeastern* _____ L, 78-82
 2/12 UNC Wilmington* _____ L, 93-95 (ot)
 2/15 James Madison* _____ L, 61-72
 2/19 Loyola # _____ L, 57-75
 2/23 @ Delaware* _____ L, 70-80
 2/26 Drexel* _____ L, 63-66
 3/4 vs. Drexel** _____ L, 69-75

ESPN Bracketbuster

* CAA game

** CAA Tournament (Richmond)

2011-12 (1-31)

Head Coach: Pat Skerry

11/11 @ No. 13 Kansas^ _____ L, 54-100
 11/14 @ No. 17 Michigan^ _____ L, 47-64
 11/19 vs. Belmont^ _____ L, 41-87
 11/20 vs. UNC Greensboro^ _____ L, 60-72
 11/26 Oregon State _____ L, 46-66
 11/30 @ Massachusetts _____ L, 56-86
 12/3 George Mason* _____ L, 53-65
 12/7 La Salle _____ L, 51-89
 12/10 UMBC _____ L, 58-62
 12/14 @ Coppin State _____ L, 57-71
 12/20 Manhattan _____ L, 62-81
 12/23 Vermont _____ L, 49-65
 12/30 @ No. 23 Virginia _____ L, 50-57
 1/2 Northeastern* _____ L, 48-57
 1/4 @ Drexel* _____ L, 27-60
 1/7 @ Old Dominion* _____ L, 38-75
 1/11 William & Mary* _____ L, 49-66
 1/14 @ Georgia State* _____ L, 42-57
 1/18 Old Dominion* _____ L, 41-71
 1/21 @ George Mason* _____ L, 60-72
 1/23 @ Delaware* _____ L, 43-62
 1/25 VCU* _____ L, 42-67
 1/28 UNC Wilmington* _____ W, 66-61
 2/1 @ Hofstra* _____ L, 49-74
 2/4 Drexel* _____ L, 57-65
 2/8 @ VCU* _____ L, 43-66
 2/11 James Madison* _____ L, 56-58
 2/14 @ Northeastern* _____ L, 51-70
 2/18 @ New Hampshire# _____ L, 58-72
 2/22 Delaware* _____ L, 69-76
 2/25 @ James Madison* _____ L, 59-65
 3/2 vs. Delaware** _____ L, 65-72

^EA Sports "Maui on the Mainland"

Invitational (Murfreesboro, Tenn.)

ESPN Bracketbuster

* CAA game

** CAA Tournament (Richmond)

2012-13 (18-13)

Head Coach: Pat Skerry

11/9 @ College of Charleston _____ L, 58-75
 11/16 vs. Radford^ _____ W, 75-67
 11/17 @ Eastern Kentucky^ _____ L, 69-71 (ot)
 11/18 vs. Kennesaw State^ _____ W, 69-63
 11/19 vs. Cincinnati Christian^ _____ W, 79-40

11/26 @ Loyola _____ L, 53-65
 12/1 @ UMBC _____ L, 62-66
 12/5 @ Vermont _____ W, 68-64
 12/8 @ No. 15 Georgetown _____ L, 40-46
 12/12 @ Temple _____ L, 61-72
 12/15 North Dakota State _____ L, 48-65
 12/19 Coppin State _____ L, 61-64
 12/29 at Oregon State _____ W, 67-66 (ot)
 1/2 @ UNC Wilmington* _____ W, 79-74
 1/5 @ Drexel* _____ W, 69-66
 1/9 William & Mary* _____ W, 99-86 (2ot)
 1/12 Northeastern* _____ L, 59-70
 1/16 @ Delaware* _____ W, 69-66
 1/19 James Madison* _____ W, 73-47
 1/21 Georgia State* _____ L, 69-71
 1/23 George Mason* _____ L, 67-77
 1/26 @ William & Mary* _____ L, 56-63
 1/30 @ Old Dominion* _____ W, 68-66
 2/4 UNC Wilmington* _____ W, 81-68
 2/6 Delaware* _____ W, 85-65
 2/9 @ Georgia State* _____ W, 90-82 (ot)
 2/12 @ James Madison* _____ L, 70-75
 2/16 @ Hofstra* _____ W, 57-50
 2/23 Drexel* _____ W, 72-71
 2/26 @ George Mason* _____ W, 85-81 (ot)
 3/2 Hofstra* _____ W, 67-64

^Comfort Suites Invitational (Richmond, Ky.)

* CAA game

2013-14 (25-11)

Head Coach: Pat Skerry

11/8 Navy _____ W, 72-45
 11/12 Morgan State _____ W, 95-75
 11/14 Temple _____ W, 75-69
 11/17 @ Villanova _____ L, 44-78
 11/22 @ Kansas _____ L, 58-88
 11/26 UMBC _____ W, 75-60
 11/29 The Citadel! _____ W, 74-47
 11/30 Abilene Christian! _____ W, 74-47
 12/6 @ Stephen F. Austin # _____ L, 69-79
 12/7 vs. Sam Houston State # _____ L, 55-67
 12/10 Central Penn _____ W, 102-72
 12/18 @ Oregon State _____ L, 62-76
 12/21 @ North Dakota State _____ L, 82-90
 12/30 New Hampshire _____ W, 72-64
 1/4 @ Coppin State _____ W, 81-79
 1/11 UNC Wilmington* _____ W, 60-53
 1/14 @ Drexel* _____ W, 80-68
 1/19 @ College of Charleston* _____ W, 72-57
 1/22 Northeastern* _____ L, 54-57
 1/25 @ Delaware* _____ L, 76-83
 1/27 Hofstra* _____ W, 76-58
 2/1 Drexel* _____ W, 75-73
 2/4 James Madison* _____ W, 80-71
 2/8 College of Charleston* _____ W, 68-61 (ot)
 2/10 @ UNC Wilmington* _____ L, 53-66
 2/15 @ William & Mary* _____ W, 85-70
 2/17 Delaware* _____ W, 78-63
 2/20 @ Northeastern* _____ W, 79-70
 2/22 @ Hofstra* _____ W, 83-77
 2/26 @ James Madison* _____ W, 69-66
 3/1 William & Mary* _____ W, 70-68
 3/8 vs. James Madison** _____ W, 80-71
 3/9 vs. William & Mary** _____ L, 71-75
 3/19 @ USC Upstate & _____ W, 63-60
 3/21 @ ETSU & _____ W, 83-77
 3/27 @ Murray State & _____ L, 73-85

! Battle 4 Atlantis Mainland (Towson)

Lumberjack E-Tech Classic

* CAA game

** CAA Tournament (Baltimore)

& CollegeInsider.com Tournament

2014-15 (12-20)

Head Coach: Pat Skerry

11/14 @ Alabama! _____ L, 54-82
 11/17 @ Morgan State _____ W, 51-46
 11/21 vs. Central Connecticut! _____ W, 58-49
 11/22 vs. Bethune-Cookman! _____ W, 63-42
 11/23 @ Monmouth! _____ W, 79-75 (ot)
 11/26 Goucher _____ W, 97-43
 11/29 @ UMBC _____ W, 77-66
 12/3 Coppin State _____ W, 84-76
 12/7 @ Georgetown _____ W, 46-78
 12/10 @ Temple _____ L, 64-76
 12/20 La Salle _____ L, 53-67
 12/22 @ Navy _____ L, 56-61
 12/29 Fairleigh Dickinson _____ L, 84-85 (ot)
 1/3 @ James Madison* _____ L, 52-61
 1/5 Elon* _____ W, 57-53
 1/8 Drexel* _____ L, 41-55
 1/10 Northeastern* _____ L, 49-52
 1/14 @ Delaware* _____ L, 64-67 (ot)
 1/17 William & Mary* _____ L, 72-85
 1/22 @ Elon* _____ W, 53-51
 1/24 @ UNCW* _____ L, 65-69
 1/29 College of Charleston* _____ W, 74-70
 1/31 @ Hofstra* _____ W, 86-72
 2/4 @ Northeastern* _____ L, 62-69
 2/7 James Madison* _____ L, 61-63
 2/10 @ Drexel* _____ L, 49-53
 2/15 @ College of Charleston* _____ W, 53-50
 2/18 Hofstra* _____ L, 82-87
 2/21 UNCW* _____ L, 69-73
 2/25 @ William & Mary* _____ L, 50-65
 2/28 Delaware* _____ L, 60-65
 3/6 vs. Elon** _____ L, 69-74 (ot)

! CBE Hall of Fame Classic

* CAA game

** CAA Tournament (Baltimore)

2015-16 (20-13)

Head Coach: Pat Skerry

11/14 @ La Salle _____ L, 76-78
 11/16 Morgan State _____ W, 69-61
 11/19 vs. Oklahoma State! _____ L, 52-69
 11/20 vs. Ole Miss! _____ L, 60-76
 11/22 vs. Bradley! _____ W, 62-60
 11/25 Gallaudet _____ W, 88-45
 11/28 @ Coppin State _____ W, 81-77 (ot)
 12/2 George Mason _____ W, 75-54
 12/5 Sacred Heart _____ W, 83-61
 12/8 @ Loyola _____ W, 65-54
 12/18 @ Fairleigh Dickinson _____ L, 68-69
 12/20 Rio Grande _____ W, 88-47
 12/23 UMBC _____ W, 91-65
 12/31 @ William & Mary* _____ W, 76-69
 1/2 Hofstra* _____ L, 58-90
 1/7 UNCW* _____ W, 76-60
 1/9 @ James Madison* _____ L, 59-73
 1/14 @ Delaware* _____ W, 79-77
 1/16 Drexel* _____ W, 69-50
 1/21 College of Charleston* _____ L, 37-40
 1/23 @ Northeastern* _____ W, 79-72
 1/28 @ Drexel* _____ W, 77-70
 1/30 Delaware* _____ W, 101-97 (ot)
 2/4 @ College of Charleston* _____ L, 47-65
 2/6 @ Elon* _____ W, 81-77
 2/11 Northeastern* _____ L, 44-47
 2/13 William & Mary* _____ W, 99-82
 2/18 @ Hofstra* _____ L, 82-84
 2/20 Elon* _____ W, 67-56
 2/25 James Madison* _____ W, 69-67
 2/27 @ UNCW* _____ L, 68-74
 3/5 vs. Northeastern** _____ L, 60-71
 3/28 vs. Oakland # _____ L, 72-90

! Charleston Classic

* CAA game

** CAA Tournament (Baltimore)

Vegas 16 (Las Vegas)

YEAR-BY-YEAR RESULTS

2016-17 (20-13)

Head Coach: Pat Skerry

11/12	@ George Mason	W, 67-61
11/15	@ Morgan State	W, 78-72
11/20	@ Maryland	L, 66-71
11/22	@ Boston College	L, 70-80
11/25	Stony Brook	W, 88-63
11/26	Robert Morris	L, 66-67
11/30	Goucher	W, 99-37
12/3	Old Dominion	L, 58-60
12/7	Loyola	W, 70-53
12/10	FDU	W, 90-87
12/17	@ UMBC	W, 73-72
12/21	vs. Nevada!	L, 72-81
12/22	vs. Iona!	W, 76-69
12/31	UNCW*	L, 67-76
1/2	@ James Madison*	L, 44-64
1/5	@ Charleston*	L, 57-62
1/7	@ Elon*	L, 61-72
1/12	Delaware*	W, 83-56
1/14	Northeastern*	W, 74-67
1/19	@ Hofstra*	W, 86-80
1/21	@ Delaware*	W, 75-58
1/26	Charleston*	W, 83-77 (OT)
1/28	@ Northeastern*	L, 62-69
2/2	Drexel*	W, 104-103 (2OT)
2/4	William & Mary*	W, 82-80
2/9	Hofstra*	W, 69-65
2/11	@ Drexel*	W, 69-65
2/16	Elon*	W, 85-66
2/18	James Madison*	W, 75-65
2/23	@ UNCW*	L, 78-83
2/25	@ William & Mary*	L, 79-83
3/4	vs. Northeastern**	W, 82-54
3/5	vs. Charleston**	L, 59-67

! Las Vegas Shootout

* CAA game

** CAA Tournament (North Charleston, S.C.)

2017-18 (18-14)

Head Coach: Pat Skerry

11/10	@ ODU	L, 54-57
11/13	Frostburg State	W, 89-45
11/17	@ Loyola Maryland	W, 95-72
11/20	vs FAU	W, 76-52
11/21	vs Penn	W, 79-71
11/22	vs Georgia Southern	W, 70-67
11/27	St. Mary's MD	W, 90-57
12/1	vs La Salle	W, 67-60
12/2	vs Manhattan	W, 56-55
12/6	Morgan State	Wot, 82-78
12/9	UMBC	W, 78-65
12/20	@ Oakland	L, 86-97
12/22	@ Pitt	L, 59-63
12/30	@ Col. of Charleston*	L, 62-73
1/2	@ Elon*	L, 72-75
1/5	UNCW*	W, 89-71
1/7	Col. of Charleston*	W, 73-62
1/11	Hofstra*	L, 73-76
1/13	@ William & Mary*	W, 99-73
1/18	Drexel*	W, 90-68
1/20	@ UNCW*	Lot, 71-73
1/25	William & Mary*	Wot, 96-82
1/27	Elon*	L, 76-83
2/1	@ Delaware*	W, 75-71
2/3	@ James Madison*	L, 73-79
2/8	@ Drexel*	Wot, 94-92
2/10	Northeastern*	L, 62-77
2/15	Delaware*	W, 67-65
2/17	James Madison*	L, 66-69
2/22	@ Northeastern*	L, 75-80
2/24	@ Hofstra*	L, 86-91
3/4	vs William & Mary**	L, 66-80

* CAA game

** CAA Tournament (North Charleston, S.C.)

2018-19 (10-22)

Head Coach: Pat Skerry

11/6	@ Virginia	L, 42-73
11/11	Wesley	W, 93-66
11/16	vs. Pepperdine!	L, 65-74
11/17	vs. FAU!	L, 71-85
11/18	vs. North Dakota State!	L, 51-76
11/25	Loyola	W, 85-69
11/30	Vermont	L, 64-70
12/5	@ George Washington	L, 64-68
12/8	@ Morgan State	L, 69-74
12/11	at UMBC	W, 80-76 (2 OT)
12/21	vs. Tulane #	W, 77-60
12/22	vs. La Salle #	L, 51-57
12/28	@ Elon*	W, 77-60
12/30	@ William & Mary*	L, 61-71
1/3	Charleston*	L, 55-67
1/5	UNCW*	L, 61-67
1/9	Cornell	L, 74-86
1/12	@ James Madison*	L, 65-74
1/17	@ Drexel*	L, 66-72
1/19	@ Delaware*	W, 64-63
1/24	Northeastern*	W, 75-72
1/26	Hofstra*	L, 61-84
1/31	@ UNCW*	W, 77-76
2/2	@ Coll. of Charleston*	L, 53-54
2/9	James Madison*	W, 66-59
2/14	Delaware*	L, 71-78 (2OT)
2/16	Drexel*	W, 92-77
2/21	@ Hofstra*	L, 82-91 (2OT)
2/23	@ Northeastern*	L, 58-73
2/28	William & Mary*	L, 65-67
3/2	Elon*	L, 66-86
3/9	vs. James Madison**	L, 73-74

! Bahamas Showcase (Nassau, Bahamas)

Battle of the Boardwalk (Atlantic City, N.J.)

* CAA game

** CAA Tournament (North Charleston, S.C.)

2019-20 (19-13)

Head Coach: Pat Skerry

11/5	George Washington	W, 72-58
11/8	Bryn Athyn	W, 100-31
11/11	Kent State	L, 80-84 (OT)
11/14	@ Florida	L, 60-66
11/21	vs. Xavier!	L, 51-73
11/22	vs. Buffalo!	L, 73-76
11/24	vs. Saint Joseph's!	W, 76-64
12/1	Cornell	Canceled
12/4	@ Morgan State	W, 76-59
12/7	@ Vermont	L, 38-55
12/10	UMBC	W, 77-71
12/20	vs. Liberty #	L, 54-66
12/21	vs. Tulane	W, 86-82 (OT)
12/28	Northeastern*	L, 45-61
12/30	Hofstra*	L, 67-75
1/2	@ Charleston*	L, 69-81
1/4	@ UNCW*	W, 67-60
1/9	Drexel*	W, 89-73
1/11	Delaware*	W, 84-68
1/18	James Madison*	W, 69-61
1/23	@ Elon*	W, 72-61
1/25	@ William & Mary*	W, 70-58
1/30	UNCW*	W, 77-66
2/1	Charleston*	L, 70-79
2/6	@ Delaware*	L, 78-84
2/8	@ Drexel*	W, 76-69
2/12	Regent	W, 71-55
2/15	@ James Madison*	W, 63-48
2/20	William & Mary*	L, 51-61
2/22	Elon*	W, 84-71
2/27	@ Hofstra*	W, 76-65
3/1	@ Northeastern*	W, 75-72
3/8	vs. Northeastern**	L, 62-72

! Gildan Charleston Classic (Charleston, S.C.)

DC Holiday Hoops Fest (Washington, D.C.)

* CAA game

** CAA Tournament (Washington, D.C.)

2020-21 (4-14)

Note: COVID-19 Pandemic season

Head Coach: Pat Skerry

11/25	vs. Virginia!	L, 54-89
11/26	vs. San Francisco!	L, 68-79
11/27	vs. Buffalo!	L, 65-74
12/23	@ George Mason	L, 65-70
12/26	Coppin State	W, 78-73
1/16	James Madison*	L, 72-81
1/18	UNCW*	W, 72-69
1/19	UNCW*	W, 78-74
1/23	@ Hofstra*	L, 58-71
1/24	@ Hofstra*	L, 69-74
1/27	@ James Madison*	L, 63-78
1/30	William & Mary*	L, 74-84
1/31	William & Mary*	L, 74-75
2/6	@ Charleston*	L, 88-90 (2OT)
2/7	@ Charleston*	L, 53-66
2/13	Northeastern*	L, 67-76
2/14	Northeastern*	W, 68-57
3/6	Elon**	L, 48-69

! Mohegan Sun "Bubbleville" (Uncasville, Conn.)

* CAA Game

** CAA Tournament (Harrisonburg, Va.)

2020-21 (25-9)

CAA Co-Regular Season Champion

Head Coach: Pat Skerry

11/9	@ UAlbany	W, 77-56
11/13	Monmouth	L, 71-79
11/16	Hampton	W, 78-54
11/19	@ Pittsburgh	L, 59-63
11/23	Penn	W, 76-61
11/25	vs. San Francisco!	L, 61-71
11/26	vs. New Mexico!	W, 73-58
12/2	LIU	W, 72-63
12/6	@ Kent State	W, 73-58
12/8	@ Ohio State	L, 74-85
12/11	@ Coppin State	W, 89-75
12/14	UNC Greensboro	W, 74-64
12/22	@ Navy	W, 69-52
1/3	@ Drexel*	L, 61-65
1/9	Northeastern*	W, 70-67
1/11	Hofstra*	W, 78-66
1/15	@ Elon*	W, 59-54
1/17	@ William & Mary*	W, 91-69
1/20	Charleston*	W, 74-67
1/22	UNCW*	L, 77-81 (OT)
1/24	@ Delaware*	W, 69-62
1/27	Delaware*	W, 69-57 (finished 2/28)
1/29	Drexel*	W, 66-62
2/3	@ Hofstra*	W, 78-68
2/5	@ Northeastern*	L, 53-58
2/10	William & Mary*	W, 75-60
2/12	Elon*	W, 86-50
2/17	@ UNCW*	W, 79-55
2/19	@ Charleston*	W, 80-77
2/23	James Madison*	W, 84-65
2/26	@ James Madison*	W, 95-59
3/6	vs. Northeastern**	W, 68-61
3/7	vs. Delaware**	L, 56-69
3/16	@ Wake Forest #	L, 64-74

! Las Vegas Invitational (Las Vegas, Nev.)

* CAA Game

** CAA Tournament (Washington, D.C.)

National Invitation Tournament

2022-23 (21-12)

CAA Semifinals

Head Coach: Pat Skerry

11/7	UAlbany	W, 67-62
11/10	@ UMass	W, 67-55
11/13	@ Penn	W, 80-74
11/17	@ UNCG	W, 56-53
11/22	Coppin State	W, 83-67
11/25	vs. Fairfield!	L, 69-74
11/26	vs. South Alabama!	W, 62-60
11/27	vs. Mercer!	W, 70-60
12/2	@ LIU	W, 74-64
12/7	@ Clemson	L, 75-80
12/11	Navy	L, 69-71 (OT)
12/17	vs. Northern Iowa\$	L, 66-83
12/22	@ Bryant	L, 59-69
12/31	Charleston*	L, 74-76 (OT)
1/5	Drexel*	W, 64-58
1/7	@ Stony Brook*	W, 67-55
1/11	@ Delaware*	L, 59-72
1/14	Monmouth*	W, 68-48
1/16	Hofstra*	W, 68-47
1/19	@ North Carolina A&T*	W, 79-67
1/21	@ Elon*	W, 66-42
1/26	Northeastern*	W, 72-63
1/28	William & Mary*	W, 92-73
2/2	@ Hofstra*	L, 72-76
2/8	Hampton*	W, 86-72
2/11	@ Drexel*	L, 66-73 (OT)
2/13	@ William & Mary*	L, 66-68
2/16	Delaware*	W, 95-72
2/18	North Carolina A&T*	W, 87-75
2/23	@ Charleston*	L, 75-83
2/25	@ UNCW*	W, 57-53
3/5	Delaware**	W, 86-60
3/6	Charleston**	L, 72-77

! Hostilio Hoops Community Classic (Savannah, Ga.)

\$ Legends of Basketball Chicago Hoops Showcase (Chicago, Ill.)

* CAA Game

** CAA Tournament (Washington, D.C.)

RECORD vs. ALL OPPONENTS

Abilene Christian (1-0)

H: 1-0; A: 0-0; N: 0-0
11/30/13 Towson _____ W, 74-47

Adelphi (1-0)

H: 1-0; A: 0-0; N: 0-0
1/4/78 Towson _____ W, 81-70

Alabama (0-2)

H: 0-0; A: 0-1; N: 0-1
12/28/90 Pensacola, Fla. _____ L, 52-71
11/15/14 Tuscaloosa, Ala. _____ L, 54-82

Albany State (1-0)

H: 1-0; A: 0-0; N: 0-0
3/3/78 Towson _____ W, 106-89

American (4-22)

H: 2-11; A: 2-11; N: 0-0
1947-48 Washington, D.C. _____ L, 21-47
1948-49 Towson _____ L, 32-67
1950-51 Washington, D.C. _____ L, 41-66
1951-52 Towson _____ L, 42-59
1952-53 Washington, D.C. _____ L, 41-77
1956-57 Towson _____ L, 53-92
1957-58 Washington, D.C. _____ L, 54-94
1958-59 Towson _____ L, 56-98
1959-60 Washington, D.C. _____ L, 69-110
1/15/72 Towson _____ L, 59-72
2/17/73 Washington, D.C. _____ L, 89-107
12/1/79 Towson _____ L, 63-66
2/18/81 Washington, D.C. _____ L, 78-97
2/13/82 Towson _____ L, 73-81
12/7/82 Washington, D.C. _____ L, 76-82
2/24/83 Towson _____ L, 71-83
12/8/83 Washington, D.C. _____ L, 56-71
2/11/84 Towson _____ W, 71-62
1/26/85 Washington, D.C. _____ L, 69-85
2/17/86 Towson _____ L, 66-80
2/6/91 Washington, D.C. _____ W, 84-75
1/4/94 Towson _____ W, 76-73
11/22/97 Washington, D.C. _____ W, 51-48
12/30/98 Towson _____ L, 44-59
12/8/04 Towson _____ L, 64-75
12/10/05 Washington, D.C. _____ L, 70-74

Arizona (0-1)

H: 0-0; A: 0-1; N: 0-0
12/9/95 Tucson, Ariz. _____ L, 84-90

Auburn (0-2)

H: 0-0; A: 0-2; N: 0-0
12/1/80 Auburn, Ala. _____ L, 63-87
12/29/08 Auburn, Ala. _____ L, 59-79

Baltimore (16-30)

H: 9-6; A: 2-9; N: 4-6; Unknown: 1-9
1958-59 Unknown _____ L, 40-85
1959-60 Unknown _____ L, 49-58
1962-63 Unknown _____ L, 38-59
1963-64 Unknown _____ L, 57-70
1964-65 Unknown _____ W, 81-75
1964-65 Unknown _____ L, 70-84
1965-66 Unknown _____ L, 67-75
1965-66 Unknown _____ L, 57-76
1966-67 Unknown _____ L, 52-63
1967-68 Unknown _____ L, 83-86
1968-69 Neutral _____ L, 93-96
2/6/70 Towson _____ L, 83-89
2/21/70 Baltimore _____ L, 72-79
1970-71 Neutral _____ W, 84-65
1970-71 Baltimore _____ L, 55-61
2/8/72 Towson _____ W, 75-69
12/1/72 Baltimore (N) _____ W, 72-61

12/16/72 Baltimore _____ L, 58-69
2/7/73 Towson _____ W, 80-74
12/22/73 Baltimore _____ L, 61-75
2/6/74 Towson _____ L, 63-75
12/6/74 Baltimore (N) _____ L, 53-77
12/14/74 Towson _____ W, 74-68
2/8/75 Baltimore (N) _____ L, 51-62
2/27/75 Baltimore (N) _____ L, 72-78
12/5/75 Baltimore (N) _____ W, 77-72
1/10/76 Baltimore _____ L, 57-60
2/7/76 Towson _____ L, 59-76
2/28/76 Baltimore (N) _____ L, 63-67
12/3/76 Baltimore (N) _____ W, 74-73
1/8/77 Baltimore _____ W, 67-66
2/5/77 Towson _____ W, 68-65
2/26/77 Towson _____ L, 96-100
3/5/77 Towson _____ W, 92-87
1/7/78 Baltimore _____ W, 86-77
2/4/78 Towson _____ W, 95-81
12/16/78 Baltimore (N) _____ L, 54-64
2/10/79 Towson _____ L, 73-84
2/13/80 Towson _____ W, 74-69
1/31/81 Towson _____ W, 80-67
2/14/81 Baltimore _____ L, 56-78
1/16/82 Towson _____ W, 66-61
1/27/82 Baltimore _____ L, 51-52
3/2/82 Baltimore _____ L, 60-64
1/26/83 Towson _____ L, 72-78
2/23/83 Baltimore _____ L, 76-81

Belmont (0-1)

H: 0-0; A: 0-0; N: 0-1
11/19/11 Murfreesboro, Tenn. _____ L, 41-87

Bethune-Cookman (1-1)

H: 0-0; A: 0-1; N: 1-0
1/9/74 Orlando, Fla. _____ ## L, 72-90
11/22/14 West Long Branch, N.J. _____ W, 63-42
Forfeit win for Towson

Bloomsburg (1-2)

H: 1-0; A: 0-2; N: 0-0
1968-69 Towson _____ W, 93-89
1968-69 Bloomsburg, Pa. _____ L, 86-93
12/29/69 Bloomsburg, Pa. _____ L, 59-72

Bluefield State (0-1)

H: 0-0; A: 0-1; N: 0-0
12/29/78 Bluefield, W.V. _____ L, 94-110

Boston College (0-1)

H: 0-0; A: 0-1; N: 0-0
11/22/16 Chestnut Hill, Mass. _____ L, 70-80

Boston University (5-10)

H: 3-4; A: 1-6; N: 1-0
1/26/81 Boston, Mass. _____ L, 71-89
1/15/83 Towson _____ L, 77-82
1/13/96 Towson _____ W, 93-71
2/4/96 Boston, Mass. _____ L, 56-68
12/6/96 Towson _____ L, 63-81
1/26/97 Boston, Mass. _____ L, 69-78
1/22/98 Towson _____ L, 45-67
2/19/98 Boston, Mass. _____ L, 63-69
1/3/98 Towson _____ L, 58-66
1/29/99 Boston, Mass. _____ L, 43-73
2/26/99 Newark, Del. _____ W, 71-58
1/16/00 Boston, Mass. _____ W, 54-52 (ot)
2/12/00 Towson _____ W, 71-57
1/11/01 Towson _____ W, 66-63
2/8/01 Boston, Mass. _____ L, 59-96

Bowling Green (0-2)

H: 0-1; A: 0-1; N: 0-0
12/22/08 Bowling Green, Ohio _____ L, 58-77
12/30/09 Towson _____ L, 69-70

Bradley (1-0)

H: 0-0; A: 0-0; N: 1-0
11/22/15 Charleston, S.C. _____ W, 62-60

Bridgeport (2-0)

H: 1-0; A: 0-0; N: 1-0
12/7/77 Towson _____ W, 88-77
12/28/92 Storrs, Conn. _____ W, 85-70

Bridgewater (2-6)

H: 0-3; A: 1-2; N: 1-1
1958-59 Towson _____ L, 71-90
1959-60 Bridgewater, Va. _____ L, 58-92
1961-62 Towson _____ L, 64-90
1962-63 Bridgewater, Va. _____ L, 54-74
1963-64 Towson _____ L, 51-65
1963-64 Neutral _____ L, 51-76
2/13/70 Bridgewater, Va. _____ W, 89-72
12/29/75 Annville, Pa. _____ W, 74-63

Brooklyn College (2-0)

H: 1-0; A: 1-0; N: 0-0
2/1/92 Towson _____ W, 96-56
2/20/92 Brooklyn, N.Y. _____ W, 89-66

Bryant (0-1)

H: 0-0; A: 0-1; N: 0-0
12/22/22 Smithfield, R.I. _____ L, 59-69

Bryn Athyn (1-0)

H: 1-0; A: 0-0; N: 0-0
11/8/19 Towson _____ W, 100-31

Bucknell (8-17)

H: 5-9; A: 3-8; N: 0-0
1/8/83 Towson _____ W, 55-54
2/19/83 Lewisburg, Pa. _____ L, 73-85
12/21/83 Towson _____ L, 55-73
1/17/84 Lewisburg, Pa. _____ L, 48-63
3/9/84 Towson _____ L, 42-64
1/5/85 Lewisburg, Pa. _____ L, 50-68
2/6/85 Towson _____ W, 68-65
3/2/85 Towson _____ L, 77-79 (ot)
1/4/86 Lewisburg, Pa. _____ W, 84-74 (ot)
2/5/86 Towson _____ W, 81-64
3/1/86 Towson _____ L, 54-69
1/17/87 Towson _____ W, 67-59
2/11/87 Lewisburg, Pa. _____ L, 66-75
3/8/87 Towson _____ L, 74-86
1/23/88 Lewisburg, Pa. _____ L, 80-89
2/17/88 Towson _____ L, 71-83
1/25/89 Towson _____ L, 72-77
2/25/89 Lewisburg, Pa. _____ W, 93-83 (ot)
1/27/90 Lewisburg, Pa. _____ L, 74-76
2/21/90 Towson _____ L, 66-72
1/4/91 Towson _____ W, 85-84
1/28/91 Lewisburg, Pa. _____ W, 89-83
1/20/92 Lewisburg, Pa. _____ L, 72-85
2/17/07 Lewisburg, Pa. _____ L, 63-73
11/14/07 Towson _____ L, 57-71

Buffalo (3-4)

H: 1-1; A: 1-1; N: 1-2
1/18/92 Buffalo, N.Y. _____ W, 77-65
2/17/92 Towson _____ W, 98-65
3/7/92 Baltimore _____ W, 122-58
11/21/09 Towson _____ L, 69-78 (ot)
11/20/10 Buffalo, N.Y. _____ L, 76-87
11/22/19 Charleston, S.C. _____ L, 73-76

11/27/20 Uncasville, Conn. _____ L, 65-74

Buffalo State (1-0)

H: 0-0; A: 0-0; N: 1-0
1/24/79 East Stroudsburg, Pa. _____ W, 67-53

Caldwell (1-0)

H: 1-0; A: 0-0; N: 0-0
12/19/87 Towson _____ W, 92-75

Campbell (4-4)

H: 4-1; A: 0-3; N: 0-0
12/4/80 Towson _____ W, 69-61
12/4/81 Towson _____ L, 51-57
12/3/82 Towson _____ W, 49-46
12/3/84 Buies Creek, N.C. _____ L, 60-81
1/13/93 Towson _____ W, 61-56
2/1/93 Buies Creek, N.C. _____ L, 61-63
1/22/94 Buies Creek, N.C. _____ L, 55-76
2/19/94 Towson _____ W, 87-72

Catholic (12-33)

H: 9-13; A: 2-20; N: 1-0
1941-42 Washington, D.C. _____ L, 30-46
1941-42 Towson _____ L, 30-55
1946-47 Washington, D.C. _____ L, 27-50
1947-48 Towson _____ L, 53-57
1947-48 Washington, D.C. _____ L, 41-42
1948-49 Towson _____ L, 36-65
1948-49 Washington, D.C. _____ L, 37-55
1949-50 Towson _____ L, 47-61
1950-51 Washington, D.C. _____ L, 54-78
1950-51 Towson _____ W, 61-51
1951-52 Washington, D.C. _____ L, 50-55
1951-52 Towson _____ W, 55-53
1952-53 Towson _____ W, 73-50
1953-54 Washington, D.C. _____ W, 72-50
1953-54 Towson _____ W, 75-63
1954-55 Towson _____ W, 104-69
1954-55 Washington, D.C. _____ L, 80-102
1955-56 Washington, D.C. _____ L, 72-98
1955-56 Towson _____ L, 78-96
1956-57 Towson _____ W, 75-73
1956-57 Washington, D.C. _____ L, 63-78
1957-58 Washington, D.C. _____ L, 70-99
1957-58 Towson _____ L, 63-74
1958-59 Washington, D.C. _____ L, 55-82
1958-59 Towson _____ L, 43-77
1959-60 Washington, D.C. _____ L, 53-104
1961-62 Washington, D.C. _____ L, 31-59
1962-63 Towson _____ L, 60-76
1963-64 Washington, D.C. _____ L, 48-86
1964-65 Towson _____ L, 67-86
1965-66 Washington, D.C. _____ L, 61-95
1966-67 Towson _____ L, 66-84
1967-68 Washington, D.C. _____ L, 51-97
1968-69 Towson _____ W, 91-82
12/3/69 Washington, D.C. _____ L, 55-71
1970-71 Towson _____ L, 61-63
12/6/71 Washington, D.C. _____ L, 65-88
3/2/72 Towson _____ W, 89-73
12/13/72 Towson _____ W, 66-64
1/15/74 Washington, D.C. _____ L, 61-79
1/15/75 Washington, D.C. _____ L, 73-79
2/12/75 Towson _____ L, 67-68
1/24/76 Washington, D.C. _____ W, 73-64
2/10/76 Towson _____ L, 60-64
2/26/76 Baltimore _____ W, 89-71

Central Connecticut (5-0)

H: 2-0; A: 2-0; N: 1-0
1/12/91 New Britain, Conn. _____ W, 82-72
2/9/91 Towson _____ W, 84-76
1/25/92 New Britain, Conn. _____ W, 93-54

RECORD vs. ALL OPPONENTS

2/8/92 Towson _____ W, 94-70

11/21/14 West Long Branch, N.J. _____ W, 58-49

Central Penn (1-0)

H: 1-0; A: 0-0; N: 0-0

12/10/13 Towson _____ W, 102-72

Charleston Southern (5-2)

H: 2-1; A: 3-0; N: 0-1

1/18/93 North Charleston, S.C. _____ W, 87-76

1/25/93 Towson _____ W, 75-58

1/17/94 Towson _____ W, 84-76

2/14/94 North Charleston, S.C. _____ W, 84-77

1/16/95 North Charleston, S.C. _____ W, 80-73

2/13/95 Towson _____ L, 83-86

3/2/95 Charleston, S.C. _____ L, 55-85

Chattanooga (1-0)

H: 0-0; A: 0-0; N: 1-0

11/24/06 Las Vegas, Nev. _____ W, 56-55

Cheyney State (1-1)

H: 1-0; A: 0-1; N: 0-0

2/18/78 Towson _____ W, 80-78

2/22/79 Cheyney, Pa. _____ L, 52-92

Cincinnati Christian (1-0)

H: 0-0; A: 0-0; N: 1-0

11/19/12 Richmond, Ky. _____ W, 79-40

The Citadel (1-0)

H: 1-0; A: 0-0; N: 0-0

11/29/13 Towson _____ W, 84-59

Clemson (0-2)

H: 0-0; A: 0-2; N: 0-0

12/2/87 Clemson, S.C. _____ L, 61-71

12/7/22 Clemson, S.C. _____ L, 75-80

Cleveland State (0-3)

H: 0-1; A: 0-2; N: 0-0

2/9/80 Cleveland, Ohio _____ L, 71-95

1/15/81 Towson _____ L, 72-86

1/22/83 Cleveland, Ohio _____ L, 70-71

Coastal Carolina (4-2)

H: 3-0; A: 1-2; N: 0-0

1/16/93 Myrtle Beach, S.C. _____ W, 77-74

2/6/93 Towson _____ W, 74-69

1/15/94 Towson _____ W, 80-74

2/12/94 Myrtle Beach, S.C. _____ L, 89-105

1/14/95 Myrtle Beach, S.C. _____ L, 87-89

2/11/95 Towson _____ W, 92-69

College of Charleston (9-16)

H: 5-5; A: 4-9; N: 0-2

11/29/04 Towson _____ L, 58-78

1/2/06 Charleston, S.C. _____ W, 86-75

11/9/12 Charleston, S.C. _____ L, 58-75

1/19/14 Charleston, S.C. _____ W, 72-57

2/8/14 Towson _____ W, 68-61 (ot)

1/29/15 Towson _____ W, 74-70

2/15/15 Charleston, S.C. _____ W, 53-50

1/21/16 Towson _____ L, 37-40

2/3/16 Charleston, S.C. _____ L, 47-65

1/5/17 Charleston, S.C. _____ L, 57-62

1/26/17 Towson _____ W, 83-77 (ot)

3/5/17 N. Charleston, S.C. _____ L, 59-67

12/30/17 Charleston, S.C. _____ L, 62-73

1/7/18 Towson _____ W, 73-62

1/3/19 Towson _____ L, 55-67

2/2/19 Charleston, S.C. _____ L, 53-54

1/2/20 Charleston, S.C. _____ L, 69-81

2/1/20 Towson _____ L, 70-79

2/6/21 Charleston, S.C. _____ L, 88-90 (2ot)

2/7/21 Charleston, S.C. _____ L, 53-66

1/20/22 Towson _____ W, 74-67

2/19/22 Charleston, S.C. _____ W, 80-77

12/31/22 Towson _____ L, 74-76 (OT)

2/23/23 Charleston, S.C. _____ L, 75-83

3/6/23 Washington, D.C. _____ L, 72-77

Colorado (0-1)

H: 0-0; A: 0-1; N: 0-0

11/25/91 Boulder, Colo. _____ L, 83-93

Connecticut (0-2)

H: 0-0; A: 0-1; N: 0-1

12/29/92 Storrs, Conn. _____ L, 66-99

11/27/93 Hershey, Pa. _____ L, 67-102

Coppin State (12-5)

H: 5-2; A: 4-2; N: 3-1

12/1/73 Baltimore (N) _____ W, 90-66

12/5/74 Baltimore (N) _____ W, 82-65

12/4/76 Baltimore (N) _____ L, 75-87

12/12/92 Towson _____ L, 74-79

12/13/93 Baltimore _____ L, 63-76

11/20/99 Towson _____ W, 61-57

11/17/01 Baltimore (N) _____ W, 53-51

11/21/03 Towson _____ W, 57-54

11/16/10 Towson _____ W, 89-74

12/14/11 Baltimore _____ L, 57-71

12/19/12 Towson _____ L, 61-64

1/4/14 Baltimore _____ W, 81-79

12/3/14 Towson _____ W, 84-76

11/28/15 Baltimore _____ W, 81-77 (ot)

12/26/20 Towson _____ W, 78-73

12/11/21 Baltimore _____ W, 89-75

11/22/22 Towson _____ W, 83-67

Cornell (0-1)

H: 0-1; A: 0-0; N: 0-0

1/9/19 Towson _____ L, 74-86

Creighton (0-2)

H: 0-1; A: 0-1; N: 0-0

12/22/97 Towson _____ L, 70-79

11/14/98 Omaha, Neb. _____ L, 48-93

C.W. Post (2-2)

H: 1-1; A: 1-1; N: 0-0

12/10/74 Towson _____ L, 71-73

12/9/75 Brookville, N.Y. _____ L, 64-75

12/11/77 Towson _____ W, 101-72

12/10/77 Brookville, N.Y. _____ W, 70-55

Dayton (1-4)

H: 0-0; A: 1-4; N: 0-0

1/19/85 Dayton, Ohio _____ L, 55-70

2/28/87 Dayton, Ohio _____ L, 65-78

11/24/91 Dayton, Ohio _____ L, 79-99

12/4/93 Dayton, Ohio _____ W, 72-70

11/28/09 Dayton, Ohio _____ L, 69-74

Delaware (42-48)

H: 27-14; A: 14-31; N: 1-3

1970-71 Newark, Del. _____ L, 65-86

12/23/71 Newark, Del. _____ L, 78-91

1/17/73 Towson _____ W, 82-78

1/7/75 Towson _____ W, 82-71

12/22/82 Newark, Del. _____ L, 62-71

2/2/83 Towson _____ W, 65-56

2/1/84 Newark, Del. _____ L, 56-57

2/20/84 Towson _____ W, 62-61

1/23/85 Towson _____ L, 71-72

2/23/85 Newark, Del. _____ L, 64-84

2/1/86 Newark, Del. _____ L, 53-57

2/24/86 Towson _____ W, 87-81

1/14/87 Newark, Del. _____ W, 62-52

2/7/87 Towson _____ W, 75-61

1/20/88 Towson _____ L, 75-76

2/13/88 Newark, Del. _____ L, 74-77

1/21/89 Towson _____ W, 88-74

2/15/89 Newark, Del. _____ L, 74-76

1/24/90 Newark, Del. _____ L, 77-89

2/17/90 Towson _____ W, 87-84

3/4/90 Towson _____ W, 85-71

1/30/91 Towson _____ W, 88-84 (ot)

2/20/91 Newark, Del. _____ L, 74-75

1/11/92 Newark, Del. _____ L, 69-90

1/9/93 Towson _____ L, 69-76

12/11/93 Newark, Del. _____ W, 71-63

12/17/94 Towson _____ W, 84-83

2/21/96 Newark, Del. _____ L, 73-81

2/24/96 Towson _____ L, 70-71

3/1/96 Newark, Del. _____ W, 85-78

1/5/97 Newark, Del. _____ L, 63-104

2/22/97 Towson _____ W, 86-79

12/9/97 Towson _____ L, 63-68 (ot)

2/14/98 Newark, Del. _____ L, 68-71 (ot)

2/28/98 Newark, Del. _____ L, 60-80

1/10/99 Newark, Del. _____ L, 60-70

2/7/99 Towson _____ L, 56-73

2/27/99 Newark, Del. _____ L, 63-83

1/22/00 Newark, Del. _____ L, 70-82

2/19/00 Towson _____ L, 74-80

3/4/00 Newark, Del. _____ L, 69-79

1/20/01 Towson _____ L, 64-67

2/17/01 Newark, Del. _____ L, 63-77

3/3/01 Newark, Del. _____ L, 51-66

1/23/02 Newark, Del. _____ W, 59-53

2/13/02 Towson _____ W, 61-57

1/25/03 Newark, Del. _____ L, 60-74

3/1/03 Towson _____ L, 69-74

1/10/04 Towson _____ W, 70-68

2/7/04 Newark, Del. _____ L, 76-80 (ot)

1/1/05 Towson _____ W, 86-66

2/12/05 Newark, Del. _____ L, 55-65

3/4/05 Richmond, Va. _____ L, 56-76

1/14/06 Newark, Del. _____ W, 96-92

1/28/06 Towson _____ L, 61-76

1/8/07 Newark, Del. _____ W, 75-68

1/24/07 Towson _____ W, 85-63

12/3/07 Newark, Del. _____ L, 63-70

3/1/08 Towson _____ W, 89-74

1/5/09 Newark, Del. _____ W, 62-61

2/25/09 Towson _____ W, 75-74

1/16/10 Newark, Del. _____ W, 71-68

2/27/10 Towson _____ W, 81-66

1/15/11 Towson _____ L, 63-66

2/23/11 Newark, Del. _____ L, 70-80

1/23/12 Newark, Del. _____ L, 43-62

2/22/12 Towson _____ L, 69-76

3/2/12 Richmond, Va. _____ L, 65-72

1/16/13 Newark, Del. _____ W, 69-66

2/6/13 Towson _____ W, 85-65

1/25/14 Newark, Del. _____ L, 76-83

2/17/14 Towson _____ W, 78-63

1/14/15 Newark, Del. _____ L, 64-67 (ot)

2/28/15 Towson _____ L, 60-65

1/14/16 Newark, Del. _____ W, 79-77

1/30/16 Towson _____ W, 101-97 (ot)

1/12/17 Towson _____ W, 83-56

1/21/17 Newark, Del. _____ W, 75-58

2/1/18 Newark, Del. _____ W, 75-71

2/15/18 Towson _____ W, 67-65

1/19/19 Newark, Del. _____ W, 64-63

2/14/19 Towson _____ L, 71-78 (2ot)

1/11/20 Towson _____ W, 84-68

2/6/20 Newark, Del. _____ L, 78-84

1/24/22 Newark, Del. _____ W, 69-62

1/27/22 Towson _____ W, 69-57

(game completed 2/28)

3/7/22 Washington, D.C. _____ L, 56-69

1/11/23 Newark, Del. _____ L, 59-72

2/16/23 Towson _____ W, 95-72

3/5/23 Washington, D.C. _____ W, 86-60

Delaware State (2-1)

H: 2-0; A: 0-1; N: 0-0

2/16/80 Towson _____ W, 85-72

12/12/00 Dover, Del. _____ L, 66-84

1/2/02 Towson _____ W, 64-57

Drexel (28-51)

H: 16-23; A: 10-24; N: 2-4

12/27/69 Philadelphia, Pa. _____ W, 52-45

1970-71 Towson _____ L, 59-74

11/30/82 Towson _____ L, 62-72

3/7/83 Philadelphia, Pa. _____ L, 67-88

1/14/84 Towson _____ L, 57-69

2/18/84 Towson _____ L, 56-71

1/9/85 Philadelphia, Pa. _____ L, 76-93

2/9/85 Towson _____ L, 61-64

1/29/86 Towson _____ L, 63-72

2/22/86 Philadelphia, Pa. _____ L, 64-70

2/4/87 Philadelphia, Pa. _____ L, 51-54

2/16/87 Towson _____ L, 81-94

1/16/88 Philadelphia, Pa. (N) _____ L, 62-93

2/10/88 Towson _____ W, 74-64

3/5/88 Towson _____ W, 74-67

1/14/89 Philadelphia, Pa. (N) _____ W, 75-73

2/8/89 Towson _____ W, 106-72

1/17/90 Towson _____ W, 98-79

2/10/90 Philadelphia, Pa. _____ W, 104-95

1/23/91 Philadelphia, Pa. _____ W, 72-70

2/13/91 Towson _____ L, 75-78

2/7/96 Philadelphia, Pa. _____ L, 87-96

2/16/96 Towson _____ L, 56-75

3/3/96 Newark, Del. _____ L, 74-84

1/7/97 Philadelphia, Pa. _____ L, 72-102

2/2/97 Towson _____ L, 66-79

3/1/97 Newark, Del. _____ L, 75-78

12/6/97 Towson _____ L, 60-65

2/3/98 Philadelphia, Pa. _____ L, 71-72

1/19/99 Towson _____ L, 56-59

2/10/99 Philadelphia, Pa. _____ L, 54-66

1/8/00 Towson _____ L, 61-64 (ot)

2/6/00 Philadelphia, Pa. _____ L, 45-63

12/21/01 Philadelphia, Pa. _____ L, 74-78

2/3/01 Towson _____ L, 49-70

1/12/02 Philadelphia, Pa. _____ W, 68-62

RECORD vs. ALL OPPONENTS

1/8/15	Towson	L, 41-55
2/10/15	Philadelphia, Pa.	L, 49-53
1/16/16	Towson	W, 69-50
1/28/16	Philadelphia, Pa.	W, 77-70
2/2/17	Towson	W, 104-103(2ot)
2/11/17	Philadelphia, Pa.	W, 69-65
1/18/18	Towson	W, 90-68
2/8/18	Philadelphia, Pa.	W, 94-92 (ot)
1/17/19	Philadelphia, Pa.	L, 66-72
2/16/19	Towson	W, 92-77
1/9/20	Towson	W, 89-73
2/8/20	Philadelphia, Pa.	W, 76-69
1/3/22	Philadelphia, Pa.	L, 61-65
1/29/22	Towson	W, 66-62
1/5/23	Towson	W, 64-58
2/11/23	Philadelphia, Pa.	L, 66-73 (OT)

East Tennessee State (1-0)

H: 0-0; A: 1-0; N: 0-0	
3/21/14 Johnson City, Tenn.	W, 83-77

Eastern Illinois (0-1)

H: 0-0; A: 0-1; N: 0-0	
2/15/78 Charleston, Ill.	L, 76-86

Eastern Kentucky (0-1)

H: 0-0; A: 0-1; N: 0-0	
11/17/12 Richmond, Ky.	L, 69-71 (ot)

East Stroudsburg (1-0)

H: 0-0; A: 1-0; N: 0-0	
1/25/79 East Stroudsburg, Pa.	W, 63-61

Eckerd (1-0)

H: 0-0; A: 1-0; N: 0-0	
1/7/74 St. Petersburg, Fla.	W, 76-66

Elizabeth City (0-1)

H: 0-1; A: 0-0; N: 0-0	
3/4/78 Towson	L, 73-84

Elon (11-6)

H: 5-2; A: 6-2; N: 0-2	
1/5/15 Towson	W, 57-53
1/22/15 Elon, N.C.	W, 53-51
3/6/15 Baltimore	L, 69-74 (ot)
2/6/16 Elon, N.C.	W, 81-77
2/20/16 Towson	W, 67-56
1/7/17 Elon, N.C.	L, 61-72
2/16/17 Towson	W, 85-66
1/2/18 Elon, N.C.	L, 72-75
1/27/18 Towson	L, 76-83
12/28/18 Elon, N.C.	W, 77-60
3/2/19 Towson	L, 66-86
1/23/20 Elon, N.C.	W, 72-61
2/22/20 Towson	W, 84-71
3/6/21 Harrisonburg, Va.	L, 48-69
1/15/22 Elon, N.C.	W, 59-54
2/12/22 Towson	W, 86-50
1/21/23 Elon, N.C.	W, 66-62

Fairfield (1-1)

H: 0-0; A: 1-0; N: 0-1	
2/4/80 Fairfield, Conn.	W, 54-52
11/25/22 Savannah, Ga.	L, 69-74

Fairleigh Dickinson (2-4)

H: 2-1; A: 0-3; N: 0-0	
11/25/78 Teaneck, N.J.	L, 85-94
12/5/79 Towson	W, 80-66
2/19/82 Teaneck, N.J.	L, 85-98
12/29/14 Towson	L, 84-85 (ot)
12/18/15 Teaneck, N.J.	L, 68-69
12/10/16 Towson	W, 90-87

Florida (0-2)

H: 0-0; A: 0-2; N: 0-0

1/4/88 Gainesville, Fla.	L, 55-77
11/14/19 Gainesville, Fla.	L, 60-66

Florida Atlantic (1-1)

H: 0-0; A: 0-0; N: 1-1	
11/20/17 Estero, Fla.	W, 76-52
11/17/18 Nassau, Bahamas	L, 71-85

Florida Southern (0-1)

H: 0-0; A: 0-1; N: 0-0	
1/2/88 Lakeland, Fla.	L, 72-80

Florida Tech (1-0)

H: 0-0; A: 0-1; N: 0-0	
1/19/72 Melbourne, Fla.	W, 100-62

Fort Lauderdale (2-0)

H: 0-0; A: 2-0; N: 0-0	
1/21/72 Fort Lauderdale, Fla.	W, 84-71
1/5/74 Fort Lauderdale, Fla.	W, 73-62

Frostburg State (20-11)

H: 8-3; A: 7-1; N: 1-0; Unknown: 4-7	
1959-60 Unknown	L, 58-66
1960-61 Unknown	L, 59-84
1961-62 Unknown	L, 56-72
1963-64 Unknown	L, 60-72
1963-64 Unknown	L, 60-76
1964-65 Unknown	W, 70-67
1964-65 Unknown	W, 79-67
1965-66 Unknown	L, 59-76
1965-66 Unknown	L, 74-78
1966-67 Unknown	W, 80-52
1966-67 Unknown	W, 94-92
1967-68 Frostburg, Md.	W, 88-60
1967-68 Towson	L, 62-73
1968-69 Towson	W, 76-60
1968-69 Frostburg, Md.	W, 89-56
12/6/69 Towson	W, 91-58
1/28/70 Frostburg, Md.	W, 31-24
1970-71 Towson	L, 43-49
1970-71 Frostburg, Md.	L, 34-36
1/27/72 Towson	W, 74-70
12/29/72 Neutral	W, 70-58
1/22/73 Frostburg, Md.	W, 68-48
2/16/74 Towson	L, 83-87
2/22/75 Frostburg, Md.	W, 90-79
1/15/77 Frostburg, Md.	W, 84-63
2/8/77 Towson	W, 97-88
1/17/78 Frostburg, Md.	W, 88-66
2/13/78 Towson	W, 76-45
2/14/79 Towson	W, 55-50
11/26/84 Towson	W, 104-67
11/13/17 Towson	W, 89-45

Gallaudet (12-12)

H: 2-0; A: 0-0; N: 0-0; Unknown: 10-12	
1958-59 Unknown	L, 65-95
1958-59 Unknown	L, 35-73
1959-60 Unknown	W, 68-57
1959-60 Unknown	L, 52-56
1960-61 Unknown	L, 53-74
1960-61 Unknown	L, 67-71
1961-62 Unknown	L, 57-59
1961-62 Unknown	L, 46-72
1962-63 Unknown	L, 49-68
1962-63 Unknown	L, 56-58
1963-64 Unknown	L, 71-83
1963-64 Unknown	L, 56-64
1964-65 Unknown	L, 54-76
1964-65 Unknown	W, 84-75
1965-66 Unknown	W, 74-73
1965-66 Unknown	W, 93-76
1966-67 Unknown	W, 63-55
1966-67 Unknown	W, 95-67
1967-68 Unknown	W, 102-75
1967-68 Unknown	W, 89-58

1968-69 Unknown	W, 101-59
12/13/69 Towson	W, 96-46
1970-71 Unknown	W, 80-60
11/25/15 Towson	W, 88-45

George Mason (11-33)

H: 6-15; A: 5-17; N: 0-1	
12/5/72 Fairfax, Va.	W, 91-78
12/5/73 Towson	L, 73-74
12/12/74 Fairfax, Va.	L, 80-84
12/11/75 Towson	W, 81-62
2/12/76 Fairfax, Va.	L, 76-96
12/9/76 Fairfax, Va.	W, 79-70
2/19/77 Towson	W, 110-72
12/13/77 Fairfax, Va.	W, 71-64
2/1/78 Towson	W, 89-67
1/17/79 Fairfax, Va.	L, 64-87
2/3/79 Towson	L, 59-66
1/28/81 Towson	W, 59-58
2/2/82 Fairfax, Va.	L, 70-86
2/21/83 Towson	L, 83-92
1/30/84 Fairfax, Va.	L, 66-92
2/20/85 Towson	L, 62-87
12/28/85 Fairfax, Va.	L, 56-68
12/10/86 Towson	L, 45-48
1/8/92 Fairfax, Va.	L, 75-89
1/6/92 Towson	W, 78-71
1/5/02 Fairfax, Va.	L, 52-64
1/19/02 Towson	L, 52-64
1/11/03 Towson	L, 56-90
2/1/03 Fairfax, Va.	L, 54-76
1/3/04 Fairfax, Va.	L, 62-71
2/4/04 Towson	L, 57-74
12/1/04 Fairfax, Va.	L, 61-79
2/9/05 Towson	L, 57-62
2/11/06 Fairfax, Va.	L, 53-65
1/11/07 Towson	L, 44-73
1/5/08 Fairfax, Va.	L, 63-72
2/13/08 Towson	L, 73-85
1/7/09 Towson	L, 59-71
2/28/09 Fairfax, Va.	L, 59-71
3/8/09 Richmond, Va.	L, 48-56
1/23/10 Towson	L, 71-80
1/26/11 Fairfax, Va.	L, 58-84
12/3/11 Towson	L, 53-65
1/21/12 Fairfax, Va.	L, 60-72
1/23/13 Towson	L, 67-77
2/26/13 Fairfax, Va.	W, 85-81 (ot)
12/2/15 Towson	W, 75-54
11/12/16 Fairfax, Va.	W, 67-61
12/23/20 Fairfax, Va.	L, 65-70

George Washington (2-10)

H: 2-3; A: 0-7; N: 0-0	
2/11/80 Washington, D.C.	L, 85-98
2/23/81 Towson	W, 57-56
12/30/81 Washington, D.C.	L, 64-65
11/27/82 Washington, D.C.	L, 77-80
12/29/84 Towson	L, 50-53
12/22/02 Towson	L, 60-70
12/10/03 Washington, D.C.	L, 57-76
12/18/04 Washington, D.C.	L, 69-85
12/12/09 Towson	L, 69-73
12/8/10 Washington, D.C.	L, 67-73
12/5/18 Washington, D.C.	L, 64-68
11/5/19 Towson	W, 72-58

Georgetown (0-5)

H: 0-0; A: 0-5; N: 0-0	
11/24/01 Washington, D.C.	L, 40-91
11/30/02 Washington, D.C.	L, 52-81
12/20/06 Washington, D.C.	L, 41-69
12/8/12 Washington, D.C.	L, 40-46
12/7/14 Washington, D.C.	L, 46-78

Georgia (0-1)

H: 0-0; A: 0-1; N: 0-0	
12/2/03 Athens, Ga.	L, 51-81

Georgia Southern (1-0)

H: 0-0; A: 0-0; N: 1-0	
11/22/17 Estero, Fla.	W, 70-67

Georgia State (7-9)

H: 5-2; A: 2-6; N: 0-1	
1/21/06 Towson	W, 66-62
2/23/06 Atlanta, Ga.	W, 70-69
3/3/06 Richmond, Va.	L, 64-72
1/6/07 Atlanta, Ga.	L, 81-87 (2ot)
2/10/07 Towson	W, 92-65
1/23/08 Towson	W, 58-57
2/27/08 Atlanta, Ga.	L, 63-79
1/17/09 Atlanta, Ga.	L, 46-68
2/11/09 Towson	W, 82-72 (ot)
1/2/10 Atlanta, Ga.	L, 61-70
2/13/10 Towson	W, 74-69 (ot)
1/8/11 Atlanta, Ga.	L, 65-73
2/5/11 Towson	L, 60-63
1/14/12 Atlanta, Ga.	L, 42-57
1/21/13 Towson	L, 69-71
2/9/13 Atlanta, Ga.	W, 90-82 (ot)

Gettysburg (2-0)

H: 1-0; A: 1-0; N: 0-0	
12/1/88 Towson	W, 115-70
11/30/89 Gettysburg, Pa.	W, 102-66

Goucher (1-0)

H: 1-0; A: 0-0; N: 0-0	
11/30/16 Towson	W, 99-37

Hampden-Sydney (2-3)

H: 1-1; A: 1-1; N: 0-0; Unknown: 0-1	
1959-60 Unknown	L, 77-94
2/5/72 Sydney, Va.	W, 71-69
2/2/73 Towson	L, 78-79
2/2/74 Sydney, Va.	L, 83-84
1/31/75 Towson	W, 52-44

Hampton (4-1)

H: 4-0; A: 0-1; N: 0-0	
11/22/08 Towson	W, 82-73
12/19/09 Towson	W, 82-74
12/20/10 Hampton, Va.	L, 67-78
11/16/21 Towson	W, 78-54
2/8/23 Towson	W, 86-72

Hartford (7-7)

H: 5-2; A: 1-5; N: 1-0	
1/20/96 Hartford, Conn.	W, 88-73
1/28/96 Towson	W, 81-73
1/12/97 Towson	L, 69-76
2/9/97 Hartford, Conn.	L, 78-81 (ot)
1/18/98 Towson	W, 75-68
1/31/98 Hartford, Conn.	L, 75-84
1/14/99 Hartford, Conn.	L, 57-60 (ot)
2/13/99 Towson	L, 56-65
12/9/99 Towson	W, 72-58
2/24/00 Hartford, Conn.	L, 77-79 (ot)
1/6/01 Hartford, Conn.	L, 54-61
2/22/01 Towson	W, 69-64
3/2/01 Newark, Del.	W, 65-62
11/13/06 Towson	W, 78-64

High Point (2-0)

H: 1-0; A: 1-0; N: 0-0	
2/23/08 Towson	W, 73-72
12/13/08 High Point, N.C.	W, 71-57

RECORD vs. ALL OPPONENTS

Hofstra (30-47)

H: 18-19; A: 12-27; N: 2-1

2/9/83	Hempstead, N.Y.	L, 71-86
2/4/84	Hempstead, N.Y.	L, 61-69
2/22/84	Towson	L, 69-79
1/2/85	Towson	W, 86-78
2/2/85	Hempstead, N.Y.	L, 65-67
1/25/86	Hempstead, N.Y.	L, 55-67
2/19/86	Towson	W, 80-76
1/31/87	Towson	W, 72-69
2/25/87	Hempstead, N.Y.	L, 74-87
2/6/88	Hempstead, N.Y.	W, 81-69
2/15/88	Towson	W, 78-61
1/28/89	Hempstead, N.Y.	W, 62-60
2/22/89	Towson	W, 71-68
1/31/90	Towson	W, 66-64
2/24/90	Hempstead, N.Y.	W, 73-65
1/19/91	Towson	W, 74-61
2/16/91	Hempstead, N.Y.	W, 76-66
2/6/92	Towson	W, 80-70
2/22/92	Hempstead, N.Y.	L, 87-89
3/9/92	Baltimore	W, 69-61
1/23/96	Towson	L, 63-83
2/18/96	Hempstead, N.Y.	W, 74-56
1/22/97	Towson	L, 62-66
1/31/97	Hempstead, N.Y.	L, 71-84
12/3/97	Towson	L, 56-64
1/13/98	Hempstead, N.Y.	L, 60-64
12/12/98	Towson	L, 55-68
1/27/99	Hempstead, N.Y.	L, 48-76
1/11/00	Towson	L, 70-84
2/4/00	Hempstead, N.Y.	L, 58-60
12/30/00	Hempstead, N.Y.	L, 54-80
2/1/01	Towson	L, 58-79
1/30/02	Towson	L, 60-62
2/25/02	Hempstead, N.Y.	W, 61-60
3/1/02	Richmond, Va.	L, 52-72
1/15/03	Towson	W, 61-54
2/26/03	Hempstead, N.Y.	L, 47-66
1/7/04	Hempstead, N.Y.	L, 56-85
2/25/04	Towson	L, 61-67
1/29/05	Towson	L, 64-84
2/16/05	Hempstead, N.Y.	L, 59-68
1/12/06	Towson	W, 94-91
1/26/06	Hempstead, N.Y.	L, 70-82
1/18/07	Hempstead, N.Y.	L, 74-79
1/27/07	Towson	L, 60-64
1/30/08	Towson	W, 60-51
2/20/08	Hempstead, N.Y.	L, 67-81
3/7/08	Richmond, Va.	W, 81-66
12/6/08	Towson	L, 79-90
2/7/09	Hempstead, N.Y.	L, 68-71
12/5/09	Towson	L, 64-84
1/6/10	Hempstead, N.Y.	L, 61-77
12/4/10	Hempstead, N.Y.	L, 62-74
1/12/11	Towson	L, 60-74
2/1/12	Hempstead, N.Y.	L, 49-74
2/16/13	Hempstead, N.Y.	W, 57-50
3/2/13	Towson	W, 67-64
1/27/14	Towson	W, 76-58
2/22/14	Hempstead, N.Y.	W, 83-77
1/31/15	Hempstead, N.Y.	W, 86-72
2/18/15	Towson	L, 82-87
1/2/16	Towson	L, 58-90
2/18/16	Hempstead, N.Y.	L, 82-84
1/19/17	Hempstead, N.Y.	W, 86-80
2/9/17	Towson	W, 69-65
1/11/18	Towson	L, 73-76
2/24/18	Hempstead, N.Y.	L, 86-91
1/26/19	Towson	L, 61-84
2/21/19	Hempstead, N.Y. L, 82-91 (2OT)	
12/30/19	Towson	L, 67-75
2/27/20	Hempstead, N.Y.	W, 76-65
1/23/21	Hempstead, N.Y.	L, 58-71

1/24/21	Hempstead, N.Y.	L, 69-74
1/11/22	Towson	W, 78-66
2/3/22	Hempstead, N.Y.	W, 78-68
1/16/23	Towson	W, 68-47
2/2/23	Hempstead, N.Y.	L, 72-76

Howard (7-7)

H: 4-2; A: 2-4; N: 0-0; Unknown: 1-1

1966-67	Unknown	L, 50-86
1967-68	Unknown	W, 85-83
1/29/80	Towson	L, 57-69
2/16/81	Washington, D.C.	W, 84-61
12/19/81	Towson	W, 70-66
12/11/82	Washington, D.C.	L, 71-83
12/10/83	Towson	W, 61-53
12/8/84	Washington, D.C.	L, 60-67
12/10/85	Towson	L, 51-53
11/28/89	Towson	W, 83-64
12/18/90	Washington, D.C.	W, 77-62
12/30/91	Washington, D.C.	L, 69-74
1/3/95	Towson	W, 78-64
12/20/01	Washington, D.C.	L, 57-77

Iona (1-0)

H: 0-0; A: 0-0; N: 1-0

12/22/16	Las Vegas, Nev.	W, 76-69
----------	-----------------	----------

Jacksonville (1-0)

H: 0-0; A: 0-1; N: 0-0

12/29/87	Jacksonville, Fla.	W, 58-51
----------	--------------------	----------

James Madison (21-37)

H: 14-13; A: 6-22; N: 1-2

1/13/79	Harrisonburg, Va.	L, 67-86
1/7/80	Towson	L, 66-80
1/19/80	Harrisonburg, Va.	L, 57-63
2/4/81	Towson	L, 58-73
2/25/81	Harrisonburg, Va.	L, 53-85
1/14/82	Harrisonburg, Va.	L, 48-76
1/19/83	Towson	L, 55-69
2/15/84	Harrisonburg, Va.	L, 39-53
12/7/85	Towson	W, 57-53
12/23/95	Harrisonburg, Va.	W, 67-64
12/28/96	Towson	L, 75-83
12/20/97	Harrisonburg, Va.	L, 62-76
2/21/00	Towson	L, 79-93
1/26/02	Harrisonburg, Va.	L, 75-86
2/20/02	Towson	L, 71-83
1/8/03	Towson	L, 51-64
2/19/03	Harrisonburg, Va.	L, 56-87
3/7/03	Richmond, Va.	L, 61-72
1/17/04	Harrisonburg, Va.	L, 55-57
2/28/04	Towson	W, 74-54
1/19/05	Towson	W, 86-69
2/23/05	Harrisonburg, Va.	L, 58-68
1/7/06	Harrisonburg, Va.	W, 99-84
2/9/06	Towson	L, 68-76
1/29/07	Harrisonburg, Va.	W, 69-60
2/14/07	Towson	W, 76-62
1/26/08	Towson	W, 73-64
2/6/08	Harrisonburg, Va.	L, 68-73
1/3/09	Towson	W, 58-57
1/21/09	Harrisonburg, Va.	L, 59-70
1/9/10	Harrisonburg, Va.	L, 66-69
2/8/10	Towson	W, 81-78
1/5/11	Harrisonburg, Va.	L, 68-99
2/15/11	Towson	L, 61-72
2/11/12	Towson	L, 56-58
2/25/12	Harrisonburg, Va.	L, 59-65
1/19/13	Towson	W, 73-47
2/12/13	Harrisonburg, Va.	L, 70-75
2/4/14	Towson	W, 80-71
2/26/14	Harrisonburg, Va.	W, 69-66
3/8/14	Baltimore	W, 80-71

1/3/15	Harrisonburg, Va.	L, 52-61
2/7/15	Towson, Md.	L, 61-63
1/9/16	Harrisonburg, Va.	L, 59-73
2/25/16	Towson	W, 69-67
1/2/17	Harrisonburg, Va.	L, 44-64
2/18/17	Towson	W, 75-65
2/3/18	Harrisonburg, Va.	L, 73-79
2/17/18	Towson	L, 66-69
1/12/19	Harrisonburg, Va.	L, 65-74
2/9/19	Towson	W, 66-59
3/9/19	N. Charleston, S.C.	L, 73-74
1/18/20	Towson	W, 69-61
2/15/20	Harrisonburg, Va.	W, 63-48
1/16/21	Towson	L, 72-81
1/27/21	Harrisonburg, Va.	L, 63-78
2/23/22	Towson	W, 84-65
2/26/22	Harrisonburg, Va.	W, 95-59

Johns Hopkins (17-36)

H: 11-14; A: 4-18; N: 2-0; Unknown: 0-4

1937-38	Unknown	L, 30-39
1937-38	Unknown	L, 28-44
1938-39	Baltimore	L, 30-52
1938-39	Towson	L, 39-43
1939-40	Unknown	L, 31-60
1939-40	Unknown	L, 27-32
1940-41	Baltimore	L, 32-48
1940-41	Towson	L, 32-56
1948-49	Towson	W, 38-33
1948-49	Baltimore	L, 52-67
1949-50	Baltimore	W, 51-43
1949-50	Towson	W, 60-55
1950-51	Towson	L, 50-54
1950-51	Baltimore	L, 63-70
1951-52	Baltimore	L, 6483
1951-52	Towson	L, 50-62
1952-53	Baltimore	L, 47-75
1952-53	Towson	L, 57-83
1953-54	Towson	L, 70-73
1953-54	Baltimore	L, 72-81
1954-55	Baltimore	L, 77-85
1954-55	Towson	W, 86-64
1955-56	Towson	L, 66-78
1955-56	Baltimore	L, 77-79
1956-57	Baltimore	L, 63-93
1956-57	Towson	L, 78-83
1957-58	Towson	L, 49-60
1957-58	Baltimore	L, 54-77
1958-59	Towson	L, 58-82
1958-59	Baltimore	L, 66-90
1959-60	Baltimore	L, 68-69
1959-60	Towson	L, 64-85
1960-61	Towson	L, 45-59
1960-61	Baltimore	L, 45-71
1961-62	Towson	L, 41-69
1961-62	Baltimore	L, 33-68
1962-63	Towson	L, 53-76
1963-64	Baltimore	L, 47-71
1964-65	Towson	W, 82-59
1965-66	Baltimore	L, 66-87
1966-67	Towson	W, 84-83
1967-68	Baltimore	W, 82-76
1968-69	Towson	W, 99-67
2/2/1970	Baltimore	W, 76-54
1970-71	Towson	W, 78-70
12/2/71	Towson	W, 74-66
2/1/72	Baltimore	W, 73-68
11/30/72	Baltimore (N)	W, 60-57
1/30/73	Towson	W, 84-77
1/29/74	Baltimore	L, 63-65
2/19/75	Towson	W, 95-61
12/1/77	Towson	W, 86-66
12/2/78	Baltimore (N)	W, 96-85

Kansas (0-3)

H: 0-0; A: 0-3; N: 0-0

11/19/06	Lawrence, Kan.	L, 61-87
11/11/11	Lawrence, Kan.	L, 54-100
11/22/13	Lawrence, Kan.	L, 58-88

Kean (0-4)

H: 0-0; A: 0-0; N: 0-0; Unknown: 0-4

1960-61	Unknown	L, 80-95
1961-62	Unknown	L, 48-69
1962-63	Unknown	L, 72-82
1963-64	Unknown	L, 64-93

Kennesaw State (1-0)

H: 0-0; A: 0-0; N: 0-1

1/18/12	Richmond, Ky.	W, 69-63
---------	---------------	----------

Kent State (1-1)

H: 0-1; A: 1-0; N: 0-0

12/10/79	Kent, Ohio	## L, 67-74
11/11/19	Towson	L, 80-84 (OT)
12/6/21	Kent, Ohio	W, 73-58
## Game forfeited to Towson		

Lafayette (6-15)

H: 4-7; A: 2-8; N: 0-0

3/5/83	Easton, Pa.	W, 71-68
1/11/84	Towson	W, 67-63
3/3/84	Easton, Pa.	L, 61-77
1/12/85	Towson	L, 59-75
2/13/85	Easton, Pa.	L, 56-57
1/22/86	Easton, Pa.	L, 61-70
2/15/86	Towson	L, 51-72
1/28/87	Towson	L, 48-66
2/21/87	Easton, Pa.	L, 58-73
3/7/87	Towson	W, 70-66
2/3/88	Easton, Pa.	L, 60-73
2/27/88	Towson	L, 63-71
1/18/89	Easton, Pa.	L, 58-59
2/11/89	Towson	W, 99-66
3/5/89	Towson	L, 79-80 (ot)
1/20/90	Towson	W, 68-65
2/14/90	Easton, Pa.	L, 70-83
12/22/98	Towson	L, 69-76
12/6/99	Easton, Pa.	W, 59-57
12/19/07	Towson	L, 69-79 (ot)
12/28/08	Easton, Pa.	L, 63-70

La Salle (2-5)

H: 0-2; A: 1-2; N: 1-1

1/12/83	Philadelphia, Pa.	L, 78-79
12/29/10	Philadelphia, Pa.	W, 93-90 (ot)
12/7/11	Towson	L, 51-89
12/20/14	Towson	L, 53-67
11/14/15	Philadelphia, Pa.	L, 76-78
12/1/17	Belfast, N. Ireland	W, 67-60
12/22/18	Atlantic City, N.J.	L, 51-57

Lebanon Valley (3-1)

H: 1-0; A: 2-1; N: 0-0

12/26/69	Annvile, Pa.	W, 75-64
1/20/73	Annvile, Pa.	L, 69-97
12/11/73	Towson	W, 85-61
1/25/75	Annvile, Pa.	W, 97-57

Lehigh (13-12)

H: 8-6; A: 5-6; N: 0-0

1/29/83	Bethlehem, Pa.	L, 74-81
1/28/84	Towson	L, 56-63
2/29/84	Bethlehem, Pa.	W, 61-52
3/8/84	Towson	W, 62-60
1/16/85	Towson	W, 72-69
2/16/85	Bethlehem, Pa.	W, 64-62
1/18/86	Towson	L, 69-70
2/10/86	Bethlehem, Pa.	L, 54-71

RECORD vs. ALL OPPONENTS

1/24/87	Bethlehem, Pa.	L, 75-77
2/18/87	Towson	L, 76-83
1/30/88	Towson	L, 65-71
2/24/88	Bethlehem, Pa.	L, 63-77
3/8/88	Towson	L, 78-84
2/1/89	Towson	W, 101-77
2/25/89	Bethlehem, Pa.	W, 81-69
3/4/89	Towson	W, 90-74
2/3/90	Bethlehem, Pa.	L, 69-87
2/26/90	Towson	W, 92-82
3/6/90	Towson	W, 73-60
1/7/91	Bethlehem, Pa.	L, 83-85
12/3/91	Towson	W, 99-97
2/8/93	Bethlehem, Pa.	W, 79-70
12/7/93	Towson	W, 77-69
12/29/04	Towson	#L, 61-64
12/30/05	Bethlehem, Pa.	W, 69-66

Game forfeited to Towson

Liberty (9-4)

H: 5-1; A: 4-1; N: 0-2

12/1/86	Towson	W, 83-67
1/12/88	Towson	W, 70-69
12/5/88	Lynchburg, Va.	W, 81-67
2/11/93	Lynchburg, Va.	W, 86-81
2/15/93	Towson	W, 75-69
1/13/94	Lynchburg, Va.	W, 66-61
2/7/94	Towson	W, 79-78 (ot)
3/5/94	Charleston, S.C.	L, 58-63
1/9/95	Towson	L, 59-72
2/6/95	Lynchburg, Va.	W, 71-70
12/2/00	Lynchburg, Va.	L, 74-82 (ot)
12/16/00	Towson	W, 75-57
12/20/19	Washington, D.C.	L, 54-66

Lincoln (0-1)

H: 0-0; A: 0-0; N: 0-1

12/30/78	Bluefield, Va.	L, 87-88
----------	----------------	----------

Long Island/LIU Brooklyn (6-1)

H: 2-0; A: 3-1; N: 0-0

12/27/80	Brooklyn, N.Y.	L, 55-64
1/8/81	Brooklyn, N.Y.	W, 70-69
1/23/82	Towson	W, 106-89
11/30/99	Towson	W, 62-44
12/4/00	Brooklyn, N.Y.	W, 73-56
12/2/21	Towson	W, 72-63
12/2/22	Brooklyn, N.Y.	W, 74-64

Louisville (1-2)

H: 1-0; A: 0-2; N: 0-0

1/30/95	Towson	W, 81-69
12/30/95	Louisville, Ky.	L, 72-96
12/7/98	Louisville, Ky.	L, 73-106

Loyola (31-44)

H: 17-19; A: 12-22; N: 2-3

1934-35	Baltimore	L, 15-55
1935-36	Baltimore	L, 21-35
1935-36	Towson	L, 27-41
1936-37	Towson	L, 20-44
1937-38	Baltimore	L, 24-32
1937-38	Towson	L, 52-60
1940-41	Baltimore	L, 14-61
1941-42	Baltimore	L, 16-63
1947-48	Baltimore	L, 37-47
1949-50	Towson	L, 43-56
1950-51	Baltimore	L, 47-65
1959-60	Baltimore	L, 50-81
1959-60	Baltimore	L, 80-110
1960-61	Towson	L, 39-78
1961-62	Towson	L, 60-77
1962-63	Baltimore	L, 66-90
1963-64	Towson	L, 62-81

1964-65	Baltimore	L, 77-94
1965-66	Towson	L, 80-96
1966-67	Baltimore	L, 64-86
1967-68	Towson	W, 74-72
1968-69	Baltimore	L, 65-76
2/11/1970	Towson	L, 56-60
1970-71	Baltimore	L, 70-82
12/4/1971	Towson	L, 81-82 (2ot)
2/15/1972	Towson	L, 54-62
1/24/1973	Baltimore	W, 77-74 (ot)
2/18/1974	Towson	W, 86-70
12/7/1974	Baltimore (N)	L, 58-64
2/1/1975	Baltimore (N)	W, 72-58
2/15/1975	Baltimore	W, 98-82
12/4/1975	Baltimore (N)	W, 61-45
1/15/1976	Baltimore	L, 67-75
1/29/1976	Towson	W, 50-40
1/13/1977	Towson	W, 83-61
2/10/1977	Baltimore	W, 68-64
2/20/1978	Towson	W, 71-63
12/1/1978	Baltimore (N)	L, 84-87
2/20/1979	Baltimore	L, 52-65
2/20/1980	Towson	L, 62-63
2/9/1982	Towson	W, 67-66 (ot)
2/25/1982	Baltimore	L, 56-61
2/16/1983	Towson	W, 63-61 (ot)
2/28/1983	Baltimore	L, 84-92
1/25/1984	Towson	L, 51-59
11/28/84	Towson	L, 73-81
2/27/85	Baltimore	L, 56-58 (ot)
12/21/86	Towson	L, 87-98
12/22/86	Baltimore	W, 98-82
12/5/87	Towson	W, 76-60
1/6/89	Baltimore	W, 88-79
2/20/89	Towson	W, 104-69
12/22/90	Baltimore	W, 87-79
12/1/90	Towson	W, 62-60
2/4/91	Towson	L, 84-85
2/3/92	Baltimore	W, 66-64
12/1/92	Towson	W, 71-61
12/1/93	Baltimore	L, 84-90 (ot)
12/7/94	Towson	W, 73-66
12/4/95	Baltimore	W, 66-62
12/10/96	Towson	W, 89-84
12/13/97	Baltimore	L, 71-73
11/21/98	Towson	L, 67-76
11/19/99	Baltimore (N)	L, 67-74
12/2/00	Towson	W, 74-64
11/29/03	Baltimore	W, 66-62
11/19/05	Towson	L, 67-80
1/15/07	Baltimore	W, 70-62
11/9/07	Towson	W, 83-69
2/19/11	Towson	L, 57-75
11/26/12	Baltimore	L, 53-65
12/8/15	Baltimore	W, 65-54
12/7/16	Towson	W, 70-53
11/17/17	Baltimore	W, 95-72
11/25/18	Towson	W, 85-69

LSU (0-1)

H: 0-0; A: 0-1; N: 0-0

11/28/01	Baton Rouge, La.	L, 46-83
----------	------------------	----------

Lynchburg (0-3)

H: 0-0; A: 0-0; N: 0-0; Unknown: 0-3

1958-59	Unknown	L, 50-69
1958-59	Unknown	L, 67-84
1961-62	Unknown	L, 53-66

Maine (7-9)

H: 6-2; A: 0-7; N: 1-0

12/8/78	Orono, Maine	L, 71-84
1/3/80	Towson	W, 74-71
1/12/81	Orono, Maine	L, 74-82

1/2/82	Towson	L, 66-72
1/6/96	Orono, Maine	L, 72-85
2/11/96	Towson	W, 65-56
1/16/97	Orono, Maine	L, 58-71
2/15/97	Towson	W, 80-70
2/1/98	Durham, N.H.	W, 81-57
2/6/98	Towson	W, 68-59
1/24/99	Towson	W, 89-79
2/20/99	Orono, Maine	L, 68-70
1/4/00	Orono, Maine	L, 80-89
1/27/00	Towson	L, 67-68
12/7/01	Towson	W, 72-67
1/25/01	Orono, Maine	L, 77-87 (ot)

Manhattan (1-2)

H: 0-1; A: 0-1; N: 1-0

2/20/10	Manhattan, N.Y.	L, 62-78
12/20/11	Towson	L, 62-81
12/2/17	Belfast, N. Ireland	W, 56-55

Marist (0-1)

H: 0-1; A: 0-0; N: 0-0

2/11/82	Towson	L, 65-70
---------	--------	----------

Maryland (0-13)

H: 0-0; A: 0-11; N: 0-2

12/9/81	College Park, Md.	L, 59-76
12/14/82	College Park, Md.	L, 56-66
2/21/85	College Park, Md.	L, 38-91
12/13/86	College Park, Md.	L, 58-91
1/5/87	College Park, Md.	L, 71-79
11/26/90	College Park, Md.	L, 69-93
12/21/91	College Park, Md.	L, 76-83
12/23/92	College Park, Md.	L, 68-78
12/23/93	Baltimore	L, 71-109
12/12/94	College Park, Md.	L, 73-120
11/27/95	Baltimore	L, 67-70
11/30/96	College Park, Md.	L, 76-93
11/20/16	College Park, Md.	L, 66-71

Maryland Eastern Shore (4-3)

H: 3-1; A: 1-2; N: 0-0

1970-71	Towson	L, 57-73
1/10/72	Princess Anne, Md.	L, 68-83
12/6/78	Towson	W, 88-86
11/28/00	Towson	W, 74-62
12/11/01	Princess Anne, Md.	L, 78-93
12/5/02	Towson	W, 65-40
12/30/03	Princess Anne, Md.	W, 61-53

Massachusetts (1-2)

H: 0-0; A: 1-2; N: 0-0

11/20/93	Amherst, Mass.	L, 55-82
11/30/11	Amherst, Mass.	L, 56-86
11/10/22	Amherst, Mass.	W, 67-55

McDaniel College (9-13)

H: 5-6; A: 4-7; N: 0-0

1958-59	Towson	L, 63-70
1959-60	Westminster, Md.	L, 63-78
1959-60	Towson	L, 66-79
1960-61	Westminster, Md.	L, 52-96
1960-61	Towson	L, 62-70
1961-62	Westminster, Md.	L, 54-85
1961-62	Towson	L, 62-70
1962-63	Westminster, Md.	L, 52-88
1962-63	Towson	L, 72-76
1963-64	Westminster, Md.	L, 68-90
1964-65	Westminster, Md.	L, 90-110
1964-65	Towson	L, 72-97
1965-66	Towson	W, 103-95
1965-66	Westminster, Md.	L, 71-95
1966-67	Towson	W, 69-59
1966-67	Westminster, Md.	W, 82-81

1967-68	Westminster, Md.	W, 84-76
1967-68	Towson	W, 110-94
1968-69	Towson	W, 96-75
1968-69	Westminster, Md.	W, 49-43
1/24/70	Westminster, Md.	W, 71-64
1970-71	Towson	W, 71-63

Mercer (1-0)

H: 0-0; A: 0-0; N: 1-0

11/27/22	Savannah, Ga.	W, 70-60
----------	---------------	----------

Miami (Fla.) (0-1)

H: 0-0; A: 0-1; N: 0-0

1/11/86	Coral Gables, Fla.	L, 66-71
---------	--------------------	----------

Miami (Ohio) (1-1)

H: 1-0; A: 0-1; N: 0-0

11/13/09	Towson	W, 82-71
11/12/10	Oxford, Ohio	L, 57-60

Michigan (0-5)

H: 0-1; A: 0-4; N: 0-0

11/24/97	Towson	L, 72-75
11/30/98	Ann Arbor, Mich.	L, 45-60
12/28/99	Ann Arbor, Mich.	L, 84-98
12/27/00	Ann Arbor, Mich.	L, 71-73
11/14/11	Ann Arbor, Mich.	L, 47-64

Millersville (2-1)

H: 1-0; A: 1-1; N: 0-0

1/21/70	Towson	W, 114-98
1970-71	Millersville, Pa.	L, 71-79
1/12/72	Millersville, Pa.	W, 84-81

Mississippi (0-1)

H: 0-0; A: 0-0; N: 0-1

11/20/15	Charleston, S.C.	L, 60-76
----------	------------------	----------

Missouri State (0-1)

H: 0-0; A: 0-1; N: 0-0

12/7/92	Springfield, Mo.	L, 56-71
---------	------------------	----------

Monmouth (3-1)

H: 2-1; A: 1-0; N: 0-0

2/7/83	Towson	W, 76-59
11/23/14	Long Branch, N.J.	W, 79-75 (ot)
11/13/21	Towson	L, 71-79
1/14/23	Towson	W, 68-48

Morgan State (17-14)

H: 12-3; A: 4-6; N: 1-5

1967-68	Towson	L, 92-99
1968-69	Baltimore	L, 73-77
12/9/69	Towson	W, 63-53
1970-71	Baltimore	L, 75-82
12/3/71	Towson	W, 86-62
12/15/71	Towson	L, 58-67
12/2/72	Baltimore (N)	L, 62-63
12/3/73	Baltimore (N)	L, 65-79
12/6/75	Baltimore (N)	L, 64-70
12/2/77	Towson	W, 69-67
1/25/78	Towson	W, 90-71
2/5/79	Baltimore	L, 58-74
12/1/97	Towson	W, 62-48
11/19/98	Towson	W, 69-65
11/23/99	Baltimore	W, 67-59
11/20/00	Baltimore (N)	L, 56-59
12/8/01	Towson	W, 67-62
11/25/02	Towson	W, 67-53
12/14/02	Baltimore	L, 59-62
11/16/04	Columbus, Ohio	W, 71-69 (ot)
11/27/04	Baltimore	L, 51-54
11/28/05	Towson	W, 71-66
2/21/09	Towson	L, 64-80
12/22/09	Baltimore	L, 80-87

RECORD vs. ALL OPPONENTS

11/12/13 Towson _____ W, 95-75
 11/17/14 Baltimore _____ W, 51-46
 11/16/15 Towson _____ W, 69-61
 11/15/16 Baltimore _____ W, 78-72
 12/6/17 Towson _____ W, 82-78 (ot)
 12/8/18 Baltimore (N) _____ L, 69-74
 12/4/19 Baltimore _____ W, 76-59

Mount St. Mary's (17-27)

H: 7-10; A: 8-13; N: 2-4

1936-37 Emmitsburg, Md. _____ L, 13-42
 1937-38 Emmitsburg, Md. _____ L, 21-48
 1939-40 Emmitsburg, Md. _____ L, 12-41
 1940-41 Towson _____ L, 34-58
 1941-42 Emmitsburg, Md. _____ L, 14-36
 1946-47 Towson _____ L, 33-53
 1946-47 Neutral _____ L, 44-61
 1949-50 Emmitsburg, Md. _____ L, 61-70
 1950-51 Towson _____ L, 59-67
 1951-52 Emmitsburg, Md. _____ W, 51-44
 1952-53 Emmitsburg, Md. _____ L, 59-75
 1952-53 Emmitsburg, Md. _____ L, 48-91
 1954-55 Towson _____ L, 55-101
 1954-55 Neutral _____ L, 64-101
 1955-56 Emmitsburg, Md. _____ L, 61-92
 1962-63 Neutral _____ L, 58-89
 1965-66 Emmitsburg, Md. _____ L, 59-115
 1966-67 Towson _____ L, 61-84
 1967-68 Emmitsburg, Md. _____ L, 76-104
 1968-69 Towson _____ L, 61-105
 12/15/69 Emmitsburg, Md. _____ L, 87-91 (ot)
 1970-71 Emmitsburg, Md. _____ L, 59-65
 12/10/71 Emmitsburg, Md. _____ W, 79-50
 2/13/73 Towson _____ L, 66-71
 3/1/73 Neutral _____ W, 73-70
 1/31/74 Emmitsburg, Md. _____ W, 69-68
 2/10/75 Towson _____ W, 87-75
 2/5/76 Towson _____ W, 70-63
 2/17/76 Emmitsburg, Md. _____ L, 68-78
 2/27/76 Baltimore _____ W, 87-77
 2/15/77 Towson _____ W, 82-64
 2/24/77 Emmitsburg, Md. _____ W, 96-85
 1/28/78 Towson _____ W, 91-58
 2/9/78 Emmitsburg, Md. _____ W, 81-58
 2/25/78 Towson _____ W, 74-66
 1/30/79 Towson _____ L, 65-85
 2/17/79 Emmitsburg, Md. _____ L, 70-83
 2/7/80 Towson _____ W, 53-52
 2/12/78 Towson _____ L, 75-86
 12/10/88 Emmitsburg, Md. _____ W, 79-70
 12/9/89 Emmitsburg, Md. _____ W, 81-68
 12/7/91 Baltimore _____ L, 77-91
 1/27/92 Towson _____ W, 103-76
 11/29/94 Emmitsburg, Md. _____ W, 69-68

Mount Union (1-0)

H: 1-0; A: 0-0; N: 0-0

12/18/69 Towson _____ W, 75-71

Murray State (1-2)

H: 1-0; A: 0-2; N: 0-0

12/15/79 Murray, Ky. _____ L, 59-70
 1/5/81 Towson _____ W, 79-58
 3/27/14 Murray, Ky. _____ L, 73-85

Navy (9-6)

H: 4-2; A: 4-3; N: 1-0

12/7/87 Annapolis, Md. _____ W, 79-62
 12/7/88 Towson _____ W, 74-69
 12/6/89 Annapolis, Md. _____ W, 73-70
 12/5/90 Towson _____ L, 88-102
 12/29/90 Pensacola, Fla. _____ W, 90-75
 11/29/95 Annapolis, Md. _____ W, 74-60
 11/24/96 Towson _____ W, 76-68

11/29/07 Annapolis, Md. _____ L, 59-73
 11/14/08 Towson _____ W, 86-68
 11/24/09 Annapolis, Md. _____ L, 70-87
 11/24/10 Towson _____ L, 84-89
 11/8/13 Towson _____ W, 72-45
 12/22/14 Annapolis, Md. _____ L, 56-61
 12/22/21 Annapolis, Md. _____ W, 69-52
 12/11/22 Towson _____ L, 69-71 (OT)

Nevada (0-1)

H: 0-0; A: 0-0; N: 0-1

12/30/89 Las Vegas, Nev. _____ L, 72-81

New Hampshire (10-5)

H: 6-1, A: 3-4; N: 1-0

1/4/96 Durham, N.H. _____ W, 79-68
 2/9/96 Towson _____ W, 79-70
 1/18/97 Durham, N.H. _____ L, 71-72 (ot)
 2/13/97 Towson _____ W, 71-65
 1/10/98 Durham, N.H. _____ L, 56-64
 2/8/98 Towson _____ L, 56-58
 2/27/98 Newark, Del. _____ W, 67-65
 1/22/99 Towson _____ W, 58-55
 2/18/99 Durham, N.H. _____ L, 70-74
 1/2/00 Durham, N.H. _____ W, 73-66
 1/29/00 Towson _____ W, 80-52
 12/9/00 Towson _____ W, 84-70
 1/28/01 Durham, N.H. _____ W, 89-87
 2/18/12 Durham, N.H. _____ L, 58-72
 12/30/13 Towson _____ W, 72-64

New Mexico (1-1)

H: 0-0; A: 0-1; N: 1-0

12/30/89 Albuquerque, N.M. _____ L, 68-96
 11/26/21 Las Vegas, Nev. _____ W, 73-58

New York Tech (1-0)

H: 1-0; A: 0-0; N: 0-0

1/14/78 Towson _____ W, 69-67

Niagara (1-1)

H: 1-0; A: 0-1; N: 0-0

12/9/07 Towson _____ W, 75-72 (ot)
 11/15/08 Lewiston, N.Y. _____ L, 62-79

NJIT (1-0)

H: 1-0; A: 0-0; N: 0-0

11/24/08 Towson _____ W, 61-48

Norfolk State (2-2)

H: 2-0; A: 0-2; N: 0-0

12/12/02 Towson _____ W, 53-50
 12/6/03 Norfolk, Va. _____ L, 50-54
 11/19/04 Towson _____ W, 69-58
 11/30/05 Norfolk, Va. _____ L, 49-78

North Carolina (0-3)

H: 0-0; A: 0-2; N: 0-1

12/22/88 Hershey, Pa. _____ L, 74-102
 12/3/89 Chapel Hill, N.C. _____ L, 70-87
 11/30/91 Chapel Hill, N.C. _____ L, 88-98

North Carolina A&T (2-0)

H: 1-0; A: 1-0; N: 0-0

1/19/23 Greensboro, N.C. _____ W, 79-67
 2/18/23 Towson _____ W, 87-75

North Carolina Central (1-0)

H: 1-0; A: 0-0; N: 0-0

11/27/07 Towson _____ W, 74-52

North Carolina State (0-4)

H: 0-0; A: 0-4; N: 0-0

1/5/80 Raleigh, N.C. _____ L, 63-95

12/28/83 Raleigh, N.C. _____ L, 49-88
 1/2/89 Raleigh, N.C. _____ L, 77-83
 12/31/08 Raleigh, N.C. _____ L, 68-88

North Dakota State (0-3)

H: 0-1; A: 0-1; N: 0-1

12/15/12 Towson _____ L, 48-65
 12/21/13 Fargo, N.D. _____ L, 82-90
 11/18/18 Nassau, Bahamas _____ L, 51-76

Northeastern (21-28)

H: 11-12, A: 6-13, N: 4-3

1/2/81 Fairfield, Conn. _____ L, 80-81
 1/11/96 Towson _____ W, 78-65
 2/2/96 Boston, Mass. _____ W, 73-67
 12/8/96 Towson _____ L, 74-77
 1/24/97 Boston, Mass. _____ W, 81-59
 2/28/97 Newark, Del. _____ W, 72-69
 1/24/97 Towson _____ W, 63-52
 2/21/98 Boston, Mass. _____ L, 62-66
 1/5/98 Towson _____ W, 62-52
 1/31/99 Boston, Mass. _____ L, 70-71
 1/14/00 Boston, Mass. _____ W, 60-56
 2/10/00 Towson _____ L, 73-74
 1/13/01 Towson _____ W, 86-71
 2/10/01 Boston, Mass. _____ L, 76-78
 12/7/05 Boston, Mass. _____ L, 67-89
 2/25/06 Towson _____ L, 70-86
 1/31/07 Towson _____ W, 74-61
 2/7/07 Boston, Mass. _____ L, 55-65
 1/2/08 Towson _____ W, 77-71
 1/10/08 Boston, Mass. _____ L, 53-68
 3/7/09 Richmond, Va. _____ W, 58-54
 1/20/10 Towson _____ L, 48-73
 2/9/11 Boston, Mass. _____ L, 78-82
 1/2/12 Towson _____ L, 48-57
 2/14/12 Boston, Mass. _____ L, 51-70
 1/12/13 Towson _____ L, 59-70
 1/22/14 Towson _____ L, 54-57
 2/20/14 Boston, Mass. _____ W, 79-70
 1/10/15 Towson _____ L, 49-52
 2/4/15 Boston, Mass. _____ L, 62-69
 1/23/16 Boston, Mass. _____ W, 79-72
 2/11/16 Towson _____ L, 44-47
 3/5/16 Baltimore _____ L, 60-71
 1/14/17 Towson _____ W, 74-67
 1/28/17 Boston, Mass. _____ L, 62-69
 3/4/17 N. Charleston, S.C. _____ W, 82-54
 2/10/18 Towson _____ L, 62-77
 2/2/18 Boston, Mass. _____ L, 75-80
 1/24/19 Towson _____ W, 75-72
 2/23/19 Boston, Mass. _____ L, 58-73
 12/28/19 Towson _____ L, 45-61
 3/1/20 Boston, Mass. _____ W, 75-72
 3/8/20 Washington, D.C. _____ L, 62-72
 2/13/21 Towson _____ L, 67-76
 2/14/21 Towson _____ W, 68-57
 1/9/22 Towson _____ W, 70-67
 2/5/22 Boston, Mass. _____ L, 53-58
 3/6/22 Washington, D.C. _____ W, 68-61
 1/26/23 Towson _____ W, 72-63

Northern Illinois (0-1)

H: 0-0; A: 0-1; N: 0-0

1/14/80 DeKalb, Ill. _____ L, 56-71

Northern Iowa (0-1)

H: 0-0; A: 0-0; N: 0-1

12/17/22 Chicago, Ill. _____ L, 66-83

Oakland (0-2)

H: 0-0; A: 0-1; N: 0-1

3/28/16 Las Vegas, Nev. _____ L, 72-90
 12/20/17 Rochester, Mich. _____ L, 86-97

Ohio State (0-3)

H: 0-0; A: 0-2; N: 0-1

3/15/91 Dayton, Ohio _____ L, 86-97
 11/15/04 Columbus, Ohio _____ L, 53-74
 12/8/21 Columbus, Ohio _____ L, 74-85

Oklahoma (0-2)

H: 0-0; A: 0-1; N: 0-1

3/15/90 Austin, Texas _____ L, 68-77
 12/5/92 Norman, Okla. _____ L, 73-115

Oklahoma State (0-1)

H: 0-0; A: 0-0; N: 0-1

11/19/15 Charleston, S.C. _____ L, 52-69

Old Dominion (2-29)

H: 0-11, A: 2-15; N: 0-3

1957-58 Norfolk, Va. _____ L, 68-72
 1957-58 Norfolk, Va. _____ L, 63-69
 1958-59 Norfolk, Va. _____ L, 51-107
 1965-66 Norfolk, Va. _____ L, 71-103
 1966-67 Norfolk, Va. _____ L, 63-104
 1968-69 Ashland, Va. _____ L, 57-75
 11/26/94 Norfolk, Va. _____ L, 75-93
 11/22/96 Towson _____ L, 82-84
 1/14/02 Towson _____ L, 53-66
 2/4/02 Norfolk, Va. _____ W, 67-55
 1/2/03 Norfolk, Va. _____ L, 56-67
 2/15/03 Towson _____ L, 51-73
 1/24/04 Towson _____ L, 49-70
 1/31/04 Norfolk, Va. _____ L, 62-88
 1/12/05 Towson _____ L, 56-65
 2/2/05 Norfolk, Va. _____ L, 59-70
 1/5/06 Towson _____ L, 71-85
 2/21/07 Norfolk, Va. _____ L, 65-79
 3/3/07 Richmond, Va. _____ L, 55-58
 1/9/08 Towson _____ L, 59-71
 2/3/09 Norfolk, Va. _____ L, 62-71
 1/4/10 Towson _____ L, 71-87
 2/16/10 Norfolk, Va. _____ L, 67-78
 3/6/10 Richmond, Va. _____ L, 56-86
 1/3/11 Towson _____ L, 47-51
 1/29/11 Norfolk, Va. _____ L, 57-80
 1/7/12 Norfolk, Va. _____ L, 38-75
 1/18/12 Towson _____ L, 41-71
 1/30/13 Norfolk, Va. _____ W, 68-66
 12/3/16 Towson _____ L, 58-60
 11/10/17 Norfolk, Va. _____ L, 54-57

Oregon State (1-2)

H: 0-1; A: 1-1; N: 0-0

11/26/11 Towson _____ L, 46-66
 12/29/12 Corvallis, Ore. _____ W, 67-66 (ot)
 12/18/13 Corvallis, Ore. _____ L, 67-76

Penn (3-2)

H: 1-1; A: 1-1; N: 1-0

12/6/95 Towson _____ L, 61-67
 12/3/96 Philadelphia, Pa. _____ L, 74-80
 11/21/17 Estero, Fla. _____ W, 79-71
 11/23/21 Towson _____ W, 76-61
 11/13/22 Philadelphia, Pa. _____ W, 80-74

Penn State (0-1)

H: 0-0; A: 0-0; N: 0-1

11/29/08 Philadelphia, Pa. _____ L, 54-78

Pepperdine (0-2)

H: 0-0; A: 0-1; N: 0-1

1/3/90 Malibu, Calif. _____ L, 79-91
 11/16/18 Nassau, Bahamas _____ L, 65-74

Philadelphia University (1-1)

H: 0-1; A: 1-0; N: 0-0

1/23/78 Philadelphia, Pa. _____ W, 55-54
 1/22/79 Towson _____ L, 49-68

Pittsburgh (0-2)

H: 0-0; A: 0-2; N: 0-0

RECORD vs. ALL OPPONENTS

12/22/17 Pittsburgh, Pa. _____ L, 59-63
11/19/21 Pittsburgh, Pa. _____ L, 59-63

Pitt-Johnstown (1-1)

H: 1-0; A: 0-1; N: 0-0

2/10/73 Towson _____ W, 85-80
2/9/74 Johnstown, Pa. _____ L, 76-82

Point Park (3-1)

H: 2-0; A: 1-1; N: 0-0

1970-71 Pittsburgh, Pa. _____ L, 62-67
1970-71 Towson _____ W, 80-64
1/22/1977 Pittsburgh, Pa. _____ W, 82-79
1/31/77 Towson _____ W, 86-70

Princeton (0-1)

H: 0-1; A: 0-0; N: 0-0

12/22/10 Towson _____ L, 65-75

Purdue (0-1)

H: 0-0; A: 0-0; N: 0-1

12/30/86 Dallas, Texas _____ L, 58-94

Queens (2-2)

H: 0-0; A: 0-0; N: 0-0; Unknown: 2-2

1958-59 Unknown _____ L, 53-68
1959-60 Unknown _____ L, 71-89
1960-61 Unknown _____ W, 96-59
1968-69 Unknown _____ W, 94-66

Radford (4-3)

H: 2-1; A: 1-2; N: 1-0

2/13/93 Towson _____ W, 98-90
2/22/93 Radford, Va. _____ W, 81-70
1/8/94 Radford, Va. _____ L, 58-82
2/5/94 Towson _____ W, 73-63
1/7/95 Towson _____ L, 68-71
2/4/95 Radford, Va. _____ L, 62-76
11/16/12 Richmond, Ky. _____ W, 75-67

Ramapo (1-0)

H: 1-0; A: 0-0; N: 0-0

1/3/87 Towson _____ W, 98-70

Randolph-Macon (8-12)

H: 6-3; A: 2-7; N: 0-2

1958-59 Towson _____ L, 55-93
1958-59 Ashland, Va. _____ L, 50-62
1959-60 Towson _____ L, 60-85
1967-68 Ashland, Va. _____ L, 58-65
1968-69 Towson _____ W, 95-81
2/19/70 Ashland, Va. _____ L, 58-74
2/26/70 Ashland, Va. _____ L, 53-69
1970-71 Towson _____ L, 58-60
2/28/72 Towson _____ W, 63-51
1/12/73 Ashland, Va. _____ L, 58-76
3/2/73 Neutral _____ L, 59-60
2/23/74 Towson _____ W, 79-72
3/1/74 Baltimore _____ L, 79-106
1/23/75 Ashland, Va. _____ L, 56-62
1/31/76 Towson _____ W, 80-74
2/14/76 Ashland, Va. _____ W, 59-57
1/11/77 Towson _____ W, 78-76
1/20/77 Ashland, Va. _____ W, 76-70
1/12/78 Towson _____ W, 47-43
1/15/79 Ashland, Va. _____ L, 71-75

Regent (1-0)

H: 1-0; A: 0-0; N: 0-0

2/15/20 Towson _____ W, 71-55

Richmond (1-0)

H: 0-0; A: 1-0; N: 0-0

1/31/80 Richmond, Va. _____ W, 88-83

Rider (18-10)

H: 13-2; A: 4-8; N: 1-0

1/10/70 Lawrenceville, N.J. _____ W, 89-85
1/3/81 Towson _____ W, 81-76
1/6/83 Lawrenceville, N.J. _____ L, 62-76
1/4/84 Lawrenceville, N.J. _____ W, 65-60
1/21/84 Towson _____ L, 63-71
1/30/85 Lawrenceville, N.J. _____ L, 63-75
2/11/85 Towson _____ W, 78-77
1/15/86 Towson _____ W, 73-62
2/8/86 Lawrenceville, N.J. _____ L, 49-66
1/21/87 Lawrenceville, N.J. _____ L, 67-74
2/14/87 Towson _____ W, 83-78
3/6/87 Towson _____ W, 89-79
1/27/88 Towson _____ W, 93-72
2/20/88 Lawrenceville, N.J. _____ L, 93-98
3/6/88 Towson _____ W, 59-56
1/11/89 Towson _____ W, 110-92
2/4/89 Lawrenceville, N.J. _____ L, 63-65
1/13/90 Lawrenceville, N.J. _____ L, 82-83 (ot)
2/7/90 Towson _____ W, 102-74
3/3/90 Towson _____ W, 74-63
1/16/91 Towson _____ W, 75-71
2/2/91 Lawrenceville, N.J. _____ W, 82-65
3/4/91 Towson _____ W, 69-63
2/11/92 Lawrenceville, N.J. _____ W, 78-75 (ot)
2/29/92 Towson _____ L, 78-79
3/8/92 Baltimore _____ W, 90-77
12/1/01 Towson _____ W, 60-58
12/3/02 Lawrenceville, N.J. _____ L, 56-68

Rio Grande (1-0)

H: 1-0; A: 0-0; N: 0-0

12/20/15 Towson _____ W, 88-47

Roanoke (3-20)

H: 2-7; A: 1-11; N: 0-2

1947-48 Salem, Va. _____ L, 39-48
1948-49 Salem, Va. _____ L, 36-58
1950-51 Salem, Va. _____ L, 46-82
1951-52 Salem, Va. _____ L, 44-89
1952-53 Towson _____ L, 46-82
1953-54 Salem, Va. _____ L, 44-94
1960-61 Salem, Va. _____ W, 89-69
1962-63 Towson _____ L, 42-83
1963-64 Salem, Va. _____ L, 61-98
1964-65 Towson _____ L, 94-96
1965-66 Salem, Va. _____ L, 72-96
1966-67 Towson _____ W, 92-73
1967-68 Salem, Va. _____ L, 77-96
1967-68 Neutral _____ L, 72-90
1968-69 Towson _____ L, 86-94
2/14/70 Salem, Va. _____ L, 71-92
1970-71 Towson _____ L, 61-89
1970-71 Neutral _____ L, 55-59
2/11/72 Salem, Va. _____ L, 73-89
3/3/72 Towson _____ L, 61-72
2/19/73 Towson _____ L, 81-90
1/19/73 Salem, Va. _____ L, 72-88
2/3/75 Towson _____ W, 86-71

Robert Morris (4-3)

H: 3-1; A: 1-2; N: 0-0

1/9/80 Moon Township, Pa. _____ L, 66-94
2/2/80 Towson _____ W, 80-70
1/24/81 Moon Township, Pa. _____ L, 59-72
2/7/81 Towson _____ W, 78-59
1/11/82 Towson _____ W, 63-52
1/25/82 Moon Township, Pa. _____ W, 61-53
11/26/16 Towson _____ L, 66-67

Sacred Heart (1-1)

H: 1-0; A: 0-0; N: 0-1

3/12/77 New Haven, Conn. _____ L, 82-85
12/5/15 Towson _____ W, 83-61

Saint Francis (Pa.) (3-5)

H: 3-1; A: 0-4; N: 0-0

1/21/80 Loretto, Pa. _____ L, 59-77

1/17/81 Towson _____ L, 69-76
1/9/82 Loretto, Pa. _____ L, 70-73
2/16/82 Towson _____ W, 96-70
12/5/84 Loretto, Pa. _____ L, 86-90
2/3/86 Towson _____ W, 107-84
12/22/87 Towson _____ W, 69-67
12/18/89 Loretto, Pa. _____ L, 75-95

Saint Francis Brooklyn (1-1)

H: 1-0; A: 0-1; N: 0-0

2/21/81 Towson _____ W, 69-63
2/20/82 Brooklyn, N.Y. _____ L, 54-56

Saint Joseph's (1-2)

H: 0-1; A: 0-1; N: 1-0

12/9/08 Towson _____ L, 64-85
1/18/10 Philadelphia, Pa. _____ L, 57-64
11/24/19 Charleston, S.C. _____ W, 76-64

St. John's (1-0)

H: 0-0; A: 1-0; N: 0-0

11/18/93 Queens, N.Y. _____ W, 66-65

St. Leo's (1-0)

H: 0-0; A: 1-0; N: 0-0

1/24/71 St. Leo, Fla. _____ W, 103-63

St. Mary's (6-1)

H: 5-0; A: 1-1; N: 0-0

1/10/75 Towson _____ W, 99-70
1/8/76 St. Mary's City _____ W, 109-73
11/29/77 Towson _____ W, 99-74
11/28/78 St. Mary's City _____ L, 81-87
12/10/80 Towson _____ W, 94-53
11/30/82 Towson _____ W, 68-53
11/27/17 Towson _____ W, 90-57

St. Thomas (0-1)

H: 0-0; A: 0-1; N: 0-0

1/22/72 Miami Gardens, Fla. _____ L, 66-68

St. Thomas Aquinas (1-0)

H: 1-0; A: 0-0; N: 0-0

1/4/77 Towson _____ W, 110-89

Salisbury (21-4)

H: 12-1; A: 9-3; N: 0-0

1958-59 Towson _____ W, 64-47
1959-60 Salisbury, Md. _____ W, 101-41
1959-60 Towson _____ W, 69-47
1960-61 Salisbury, Md. _____ W, 63-47
1961-62 Towson _____ L, 55-63
1961-62 Salisbury, Md. _____ W, 74-61
1962-63 Towson _____ W, 62-54
1962-63 Salisbury, Md. _____ L, 70-83
1963-64 Towson _____ W, 86-59
1964-65 Salisbury, Md. _____ W, 71-70
1965-66 Towson _____ W, 92-71
1966-67 Salisbury, Md. _____ W, 78-54
1967-68 Towson _____ W, 89-57
1968-69 Salisbury, Md. _____ W, 93-62
1/31/70 Towson _____ W, 85-61
1970-71 Salisbury, Md. _____ L, 60-62
2/26/72 Towson _____ W, 96-72
2/24/73 Salisbury, Md. _____ W, 109-89
2/28/74 Towson _____ W, 101-97
1/28/75 Towson _____ W, 95-62
2/20/75 Salisbury, Md. _____ L, 65-69
1/27/76 Salisbury, Md. _____ W, 90-88
2/19/76 Towson _____ W, 77-75
1/25/77 Towson _____ W, 114-70
2/17/77 Salisbury, Md. _____ W, 86-68

Sam Houston State (0-1)

H: 0-0; A: 0-0; N: 0-1

12/7/13 Nacogdoches, Texas _____ L, 55-67

Samford (2-0)

H: 1-0; A: 1-0; N: 0-0

11/16/06 Towson _____ W, 69-62
11/20/07 Birmingham, Ala. _____ W, 73-66

San Francisco (0-2)

H: 0-0; A: 0-0; N: 0-2

11/26/20 Uncasville, Conn. _____ L, 68-79
11/25/21 Las Vegas, Nev. _____ L, 61-71

Shepherd (4-7)

H: 3-1; A: 0-5; N: 1-1

1930-31 Shepherdstown, W.V. _____ L, 17-55
1931-32 Shepherdstown, W.V. _____ L, 27-30
1931-32 Shepherdstown, W.V. _____ L, 20-40
1966-67 Shepherdstown, W.V. _____ L, 68-73
1966-67 Towson _____ L, 95-99
1967-68 Towson _____ W, 97-72
1968-69 Shepherdstown, W.V. _____ L, 104-110
1968-69 Neutral _____ W, 108-88
12/28/72 Neutral _____ L, 73-80
12/21/84 Towson _____ W, 75-64
12/14/86 Towson _____ W, 93-74

Shippensburg (3-0)

H: 2-0; A: 1-0; N: 0-0

12/1/69 Towson _____ W, 85-56
1970-71 Shippensburg, Pa. _____ W, 84-64
11/25/72 Towson _____ W, 75-55

Siena (0-1)

H: 0-1; A: 0-0; N: 0-0

1/30/82 Towson _____ L, 62-64

SMU (0-2)

H: 0-0; A: 0-2; N: 0-0

12/29/86 Dallas, Texas _____ L, 65-79
12/28/91 Dallas, Texas _____ L, 66-85

South Alabama (1-0)

H: 0-0; A: 0-0; N: 1-0

11/26/22 Savannah, Ga. _____ W, 62-60

South Carolina (0-2)

H: 0-0; A: 0-2; N: 0-0

12/1/84 Columbia, S.C. _____ L, 68-79
12/30/97 Columbia, S.C. _____ L, 55-65

Stephen F. Austin (0-1)

H: 0-0; A: 0-1; N: 0-0

12/6/13 Nacogdoches, Texas _____ L, 69-79

Stetson (0-1)

H: 0-0; A: 0-1; N: 0-0

1/9/86 DeLand, Fla. _____ L, 60-61

Stony Brook (2-0)

H: 1-0; A: 1-0; N: 0-0

11/15/17 Towson _____ W, 88-63
1/7/23 Stony Brook, N.Y. _____ W, 67-55

Susquehanna (1-0)

H: 1-0; A: 0-0; N: 0-0

1968-69 Towson _____ W, 104-102

Syracuse (0-3)

H: 0-0; A: 0-1; N: 0-2

12/16/89 Syracuse, N.Y. _____ L, 75-105
12/20/90 Hershey, Pa. _____ L, 73-78
12/27/05 Wilkes-Barre, Pa. _____ L, 52-86

RECORD vs. ALL OPPONENTS

Temple (1-4)

H: 1-1; A: 0-3; N: 0-0

12/16/06	Towson	L	70-75
12/6/07	Philadelphia, Pa.	L	46-69
12/12/12	Philadelphia, Pa.	L	61-72
11/14/13	Towson	W	75-69
12/10/14	Philadelphia, Pa.	L	64-76

Tennessee (0-2)

H: 0-0; A: 0-2; N: 0-0

1/6/92	Knoxville, Tenn.	L	70-77
2/27/95	Knoxville, Tenn.	L	60-77

Tennessee State (0-3)

H: 0-1; A: 0-1; N: 0-1

1/12/80	Towson	L	61-71
2/23/80	Nashville, Tenn.	L	58-105
11/25/06	Las Vegas, Nev.	L	47-49

Tulane (2-0)

H: 0-0; A: 0-0; N: 2-0

12/21/18	Atlantic City, N.J.	W	73-55
12/21/19	Washington, D.C.	W	86-82 (OT)

UAlbany (2-0)

H: 1-0; A: 1-0; N: 0-0

11/9/21	Albany, N.Y.	W	77-56
11/7/22	Towson	W	67-62

UCF (0-1)

H: 0-0; A: 0-1; N: 0-0

1/3/83	Orlando, Fla.	L	57-80
--------	---------------	---	-------

UMBC (40-20)

H: 22-8; A: 17-9; N: 1-3

2/16/70	Towson	W	89-60
1970-71	Baltimore	W	55-43
2/22/72	Towson	W	87-64
2/21/73	Baltimore	W	74-62
11/30/73	Baltimore	W	62-55
2/14/74	Baltimore	W	78-56
1/21/75	Baltimore	L	54-56
1/21/76	Towson	W	80-64
2/21/76	Baltimore	W	63-48
12/2/76	Baltimore	W	87-70
1/18/77	Baltimore	W	78-70
2/12/77	Towson	W	84-58
2/25/77	Towson	W	84-70
12/3/77	Towson	L	68-73
1/19/78	Towson	W	77-72
2/11/78	Baltimore	W	86-71
2/24/78	Towson	W	75-72
2/7/79	Towson	L	64-76
2/27/79	Baltimore	L	57-70
12/20/86	Baltimore	W	59-52
1/10/87	Towson	W	73-66
1/9/88	Towson	W	76-68
11/29/88	Baltimore	L	67-70
1/7/89	Baltimore (N)	L	81-87
12/8/89	Emmitsburg, Md.	W	100-97 (ot)
2/5/90	Towson	W	90-74
11/30/90	Towson	W	83-75
1/26/91	Baltimore	W	83-68
3/3/91	Towson	W	78-76
12/6/91	Baltimore	L	83-93
2/15/92	Towson	W	113-103
2/3/93	Towson	W	82-76
2/27/93	Baltimore	W	97-92 (2ot)
2/2/94	Towson	W	89-78
2/17/94	Baltimore	W	86-79
1/19/95	Baltimore	L	77-78
2/16/95	Towson	L	69-77
11/26/96	Baltimore	W	75-60
2/16/98	Towson	W	76-60

12/19/98	Baltimore	L	41-65
12/18/99	Towson	L	56-64
11/18/00	Baltimore	L	72-87
11/19/01	Baltimore (N)	L	55-77
12/22/01	Baltimore	L	67-77
11/23/02	Baltimore (N)	L	81-86
11/22/03	Towson	L	53-59
12/13/03	Towson	L	56-64
12/4/04	Baltimore	L	61-63
11/22/05	Towson	W	60-55
12/3/08	Baltimore	W	82-65
12/2/09	Towson	W	82-77
12/11/10	Baltimore	W	86-77
12/10/11	Towson	L	58-62
12/1/12	Baltimore	L	62-66
11/26/13	Towson	W	75-60
11/29/14	Baltimore	W	77-66
12/23/15	Towson	W	91-65
12/17/16	Baltimore	W	73-72
12/9/17	Towson	W	78-65
12/11/18	Baltimore	W	80-76 (2ot)
12/10/19	Towson	W	77-71

UNC Asheville (6-1)

H: 3-0; A: 2-1; N: 1-0

1/11/92	Towson	W	85-64
2/20/93	Asheville, N.C.	W	75-60
1/29/94	Towson	W	54-45
2/26/94	Asheville, N.C.	W	74-70
3/4/94	Charleston, S.C.	W	64-56
1/28/95	Asheville, N.C.	L	79-84 (ot)
2/25/95	Towson	W	69-62

UNC Greensboro (5-2)

H: 3-0; A: 2-1; N: 0-1

1/24/94	Greensboro, N.C.	W	62-56
2/21/94	Towson	W	75-74
1/23/95	Towson	W	73-66
2/20/95	Greensboro, N.C.	L	61-77
11/20/11	Murfreesboro, Tenn.	L	60-72
12/14/21	Towson	W	74-64
11/17/22	Greensboro, N.C.	W	56-53

UNC Wilmington (22-25)

H: 13-10; A: 7-14; N: 2-1

1/27/79	Wilmington, N.C.	L	65-77
12/3/79	Towson	W	64-62
12/5/80	Towson	W	70-66
12/5/81	Wilmington, N.C.	L	64-76
12/4/82	Towson	W	78-64
12/2/83	Wilmington, N.C.	W	62-59
12/1/85	Charlottesville, Va.	L	60-82
12/30/01	Wilmington, N.C.	L	37-76
1/28/02	Towson	L	46-56
1/22/03	Wilmington, N.C.	L	53-85
2/22/03	Towson	L	51-75
1/19/04	Towson	W	57-55
2/11/04	Wilmington, N.C.	L	51-64
1/15/05	Wilmington, N.C.	L	59-77
1/31/05	Towson	L	57-61
1/19/06	Wilmington, N.C.	L	46-78
1/20/07	Towson	W	75-61
3/2/07	Richmond, Va.	W	67-52
1/16/08	Wilmington, N.C.	L	68-81
1/24/09	Towson	L	98-103 (2ot)
1/30/10	Wilmington, N.C.	W	58-53
2/10/10	Towson	L	72-80
3/5/10	Richmond, Va.	W	91-74
2/12/11	Wilmington, N.C.	L	60-66
2/12/11	Towson	L	93-95 (ot)
1/28/12	Towson	W	66-61
1/2/13	Wilmington, N.C.	W	79-74
2/4/13	Towson	W	81-68
1/11/14	Towson	W	60-53

2/10/14	Wilmington, N.C.	L	53-66
1/24/15	Wilmington, N.C.	L	65-69
2/21/15	Towson	L	69-73
1/7/16	Towson	W	76-60
2/27/16	Wilmington, N.C.	L	68-74
12/31/16	Towson	L	67-76
2/23/17	Wilmington, N.C.	L	78-83
1/5/18	Towson	W	89-71
1/20/18	Wilmington, N.C.	L	71-73 (ot)
1/5/19	Towson	L	61-67
1/31/19	Wilmington, N.C.	W	77-76
1/4/20	Wilmington, N.C.	W	67-60
1/30/20	Towson	W	77-66
1/18/21	Towson	W	72-69
1/19/21	Towson	W	78-74
1/22/22	Towson	L	77-81 (OT)
2/17/22	Wilmington, N.C.	W	79-55
2/25/23	Wilmington, N.C.	W	57-53

University of the Sciences (1-0)

H: 0-0; A: 0-0; N: 1-0

12/27/76	West Chester, Pa.	W	91-72
----------	-------------------	---	-------

USC Upstate (1-0)

H: 0-0; A: 1-0; N: 0-0

3/19/14	Spartanburg, S.C.	W	63-60
---------	-------------------	---	-------

Vermont (9-11)

H: 5-5; A: 4-6; N: 0-0

12/13/80	Burlington, Vt.	L	76-79
2/5/82	Towson	W	76-68
1/18/96	Burlington, Vt.	W	69-67
1/26/96	Towson	W	91-83
1/10/97	Towson	W	92-82 (ot)
2/6/97	Burlington, Vt.	L	81-85
1/16/98	Towson	L	45-55
1/29/98	Burlington, Vt.	L	71-76
1/16/99	Burlington, Vt.	W	56-53
2/15/99	Towson	L	57-66
1/18/00	Towson	W	74-67
2/26/00	Burlington, Vt.	L	64-79
1/4/01	Burlington, Vt.	W	79-60
2/24/01	Towson	L	72-77
12/1/06	Towson	W	67-54
11/24/07	Burlington, Vt.	L	57-59
12/23/11	Towson	L	49-65
12/5/12	Burlington, Vt.	W	68-64
11/30/18	Towson	L	64-70
12/7/19	Burlington, Vt.	L	38-55

Villanova (0-5)

H: 0-1; A: 0-3; N: 0-1

1/19/81	Philadelphia, Pa.	L	64-84
12/14/81	Towson	L	55-85
11/26/00	Philadelphia, Pa.	L	75-87
11/28/08	Philadelphia, Pa. (N)	L	47-64
11/17/13	Philadelphia, Pa.	L	44-78

VCU (1-19)

H: 1-8; A: 0-9; N: 0-2

12/5/01	Richmond, Va.	L	68-91
2/16/02	Towson	L	49-62
1/29/03	Towson	L	47-82
2/5/03	Richmond, Va.	L	60-97
1/28/04	Richmond, Va.	L	76-101
2/14/04	Towson	L	44-68
3/6/04	Richmond, Va. (N)	L	60-67
1/7/05	Towson	L	58-70
2/5/05	Richmond, Va.	L	61-84
2/2/06	Richmond, Va.	L	75-81
2/15/06	Towson	W	59-57
1/3/07	Towson	L	80-84 (2ot)
1/13/07	Richmond, Va.	L	77-85
2/2/08	Richmond, Va.	L	42-65

3/8/08	Richmond, Va. (N)	L	46-57
1/14/09	Towson	L	71-78
1/27/10	Richmond, Va.	L	53-112
1/24/11	Towson	L	76-80
1/25/12	Towson	L	42-67
2/8/12	Richmond, Va.	L	43-66

Virginia (0-7)

H: 0-0; A: 0-6; N: 0-1

11/30/85	Charlottesville, Va.	L	55-68
12/3/88	Charlottesville, Va.	L	79-87
2/25/9	Charlottesville, Va.	L	49-72
12/3/94	Charlottesville, Va.	L	66-94
12/30/11	Charlottesville, Va.	L	50-57
11/6/18	Charlottesville, Va.	L	42-73
11/25/20	Uncasville, Conn.	L	54-89

Virginia Tech (0-3)

H: 0-1; A: 0-2; N: 0-0

11/28/83	Blacksburg, Va.	L	53-93
12/30/02	Blacksburg, Va.	L	52-76
12/20/03	Towson	L	67-74

VMI (2-2)

H: 0-1; A: 2-1; N: 0-0

12/15/73	Lexington, Va.	W	66-65
1/18/75	Lexington, Va.	L	65-67
12/11/04	Lexington, Va.	W	84-69
12/21/05	Towson	L	78-80

Wagner (1-0)

H: 0-0; A: 1-0; N: 0-0

2/27/82	Staten Island, N.Y.	W	67-66
---------	---------------------	---	-------

Wake Forest (0-1)

H: 0-0; A: 0-1; N: 0-0

3/16/22	Wake Forest, N.C.	L	64-74
---------	-------------------	---	-------

Washington (0-1)

H: 0-0; A: 0-1; N: 0-0

12/27/89	Seattle, Wash.	L	68-73
----------	----------------	---	-------

Washington College (8-16)

H: 5-1; A: 2-1; N: 0-0

1958-59	Unknown	L	38-72
1959-60	Unknown	L	67-81
1959-60	Unknown	L	52-64
1960-61	Unknown	L	53-90
1960-61	Unknown	L	51-67
1960-61	Unknown	L	51-86
1961-62	Unknown	L	46-85
1961-62	Unknown	L	62-70
1962-63	Unknown	L	44-65
1962-63	Unknown	L	75-91
1963-64	Unknown	L	76-107
1963-64	Unknown	L	87-88
1964-65	Unknown	W	97-88
1965-66	Unknown	L	73-88
1966-67	Unknown	L	69-83
1967-68	Towson	W	81-72
1968-69	Towson	W	74-72
12/11/70	Chestertown, Md.	W	103-85
1970-71	Chestertown, Md.	W	74-70
1/7/84	Towson	W	81-76
1/28/85	Towson	L	74-80
12/27/90	Chestertown, Md.	L	68-73
12/14/91	Towson	W	74-50
12/16/95	Towson	W	105-86

Washington & Lee (3-1)

H: 2-0; A: 1-1; N: 0-0

1964-65	Towson	W	96-90
1965-66	Lexington, Va		

RECORD vs. ALL OPPONENTS

1/12/74 Towson _____ W, 81-80

Wesley (1-0)

H: 1-0; A: 0-0; N: 0-0

11/11/18 Towson, Md. _____ W, 93-66

West Chester (2-0)

H: 1-0; A: 1-0; N: 0-0

12/28/76 West Chester, Pa. _____ W, 78-68

12/8/80 Towson _____ W, 75-67

West Liberty (1-0)

H: 0-0; A: 0-0; N: 0-1

11/25/77 Wheeling, W.Va. _____ W, 76-61

West Virginia (1-2)

H: 0-0; A: 0-2; N: 1-0

1/20/86 Morgantown, W.V. _____ L, 62-76

12/5/94 Shepherdstown, W.V. _____ W, 81-78

2/18/97 Morgantown, W.V. _____ L, 86-100

West Virginia Wesleyan (1-0)

H: 1-0; A: 0-0; N: 0-0

12/19/88 Towson _____ W, 105-78

Western Kentucky (0-1)

H: 0-0; A: 0-1; N: 0-0

11/21/06 Bowling Green, Ky. _____ L, 72-95

Western Michigan (1-0)

H: 1-0; A: 0-0; N: 0-0

12/1/10 Towson _____ W, 75-73

Wheeling Jesuit (1-2)

H: 1-1; A: 0-1; N: 0-0

2/20/74 Towson _____ W, 101-89

1/6/76 Towson _____ L, 86-90

11/27/77 Wheeling, W.Va. _____ L, 58-59

William & Mary (22-24)

H: 13-9; A: 8-12; N: 1-2

1948-49 Williamsburg, Va. _____ L, 31-94

12/30/83 Williamsburg, Va. _____ L, 45-63

11/23/85 Towson _____ W, 66-56

1/7/87 Williamsburg, Va. _____ L, 52-63

1/16/89 Towson _____ W, 98-78

2/2/02 Williamsburg, Va. _____ L, 45-62

2/9/02 Towson _____ W, 61-58

1/4/03 Williamsburg, Va. _____ L, 55-74

2/12/03 Towson _____ L, 52-59

1/14/04 Towson _____ W, 73-67

2/18/04 Williamsburg, Va. _____ L, 68-74

3/5/04 Richmond, Va. _____ W, 70-65

1/26/05 Williamsburg, Va. _____ L, 65-83

2/26/05 Towson _____ L, 50-57

12/3/05 Towson _____ W, 76-45

12/5/06 Williamsburg, Va. _____ W, 73-60

1/19/08 Williamsburg, Va. _____ L, 51-61

2/16/08 Towson _____ W, 64-52

1/28/09 Williamsburg, Va. _____ W, 69-56

2/18/09 Towson _____ L, 54-76

2/24/10 Williamsburg, Va. _____ W, 83-77

1/19/11 Towson _____ L, 68-83

1/11/12 Towson _____ L, 49-66

1/9/13 Towson _____ W, 99-86 (2ot)

1/26/13 Williamsburg, Va. _____ L, 56-63

2/15/14 Williamsburg, Va. _____ W, 85-70

3/1/14 Towson _____ W, 70-68

3/9/14 Baltimore _____ L, 71-75

1/17/15 Towson _____ L, 72-85

2/25/15 Williamsburg, Va. _____ L, 57-65

12/31/15 Williamsburg, Va. _____ W, 76-69

2/13/16 Towson _____ W, 99-82

2/4/17 Towson _____ W, 82-80

2/25/17 Williamsburg, Va. _____ L, 79-83

1/13/18 Williamsburg, Va. _____ W, 99-73

1/25/18 Towson _____ W, 96-82 (ot)

3/4/18 N. Charleston, S.C. _____ L, 66-80

12/30/18 Williamsburg, Va. _____ L, 61-71

2/28/19 Towson _____ L, 65-67

1/25/20 Williamsburg, Va. _____ W, 70-58

2/20/20 Towson _____ L, 51-61

1/30/21 Towson _____ L, 74-84

1/31/21 Towson _____ L, 74-75

1/17/22 Williamsburg, Va. _____ W, 91-69

2/10/22 Towson _____ W, 75-60

1/28/23 Towson _____ W, 92-73

2/13/23 Williamsburg, Va. _____ L, 66-68

Wilmington College (2-0)

H: 2-0; A: 0-0; N: 0-0

1/3/76 Towson _____ W, 79-49

12/9/87 Towson _____ W, 95-74

Winthrop (5-4)

H: 4-0; A: 1-3; N: 0-1

12/6/86 Towson _____ W, 60-46

11/30/87 Rock Hill, S.C. _____ L, 57-67 (ot)

1/23/93 Towson _____ W, 93-85

1/30/93 Rock Hill, S.C. _____ L, 78-90

3/4/93 Charleston, S.C. _____ L, 79-83

1/27/94 Towson _____ W, 104-87

2/24/94 Rock Hill, S.C. _____ W, 82-68

1/26/95 Rock Hill, S.C. _____ L, 93-97

2/23/95 Towson _____ W, 92-90

Winston-Salem State (2-0)

H: 2-0; A: 0-0; N: 0-0

3/4/77 Towson _____ W, 102-83

12/29/06 Towson _____ W, 80-59

Wisconsin-Green Bay (0-1)

H: 1-0; A: 0-0; N: 0-0

2/12/81 Towson _____ L, 61-65

Wisconsin-Milwaukee (0-1)

H: 0-0; A: 0-1; N: 0-0

1/16/80 Milwaukee, Wisc. _____ L, 59-72

Xavier (0-1)

H: 0-0; A: 0-0; N: 0-1

11/21/19 Charleston, S.C. _____ L, 51-73

York (6-0)

H: 3-0; A: 2-0; N: 1-0

11/28/72 Towson _____ W, 108-75

12/7/73 York, Pa. _____ W, 90-74

2/6/75 Towson _____ W, 91-73

12/13/76 York, Pa. _____ W, 96-74

12/30/75 Annville, Pa. _____ W, 77-65

12/6/83 Towson _____ W, 58-50

Youngstown State (2-0)

H: 1-0; A: 1-0; N: 0-0

2/23/91 Towson _____ W, 87-75

1/4/92 Youngstown, Ohio _____ W, 67-52