



2019-20 TOWSON UNIVERSITY TIGERS

WOMEN'S BASKETBALL

TOWSON MEDIA RELATIONS | TOWSON CENTER ROOM 352 8000 YORK RD, TOWSON, MD 21252 | NICOLE CURTIN (o) 410.704.4972 (c) 301.704.4413

SCHEDULE/RESULTS

DATE	OPPONENT	RADIO/TV	TIME/RESULT
Nov. 5	PENN STATE		L, 73-67
Nov. 9	at San Diego State		L, 80-72
Nov. 11	at San Diego		L, 81-67
Nov. 16	MOUNT St. MARY'S		W, 73-57
Nov. 24	AMERICAN		W, 63-60
Nov. 28	Iowa\$		L, 100-72
Nov. 29	Iona\$		W, 75-58
Dec. 4	TEMPLE		L, 74-59
Dec. 8	at Rutgers		L, 67-53
Dec. 21	MARSHALL		W, 59-56
Jan. 3	ELON*		L, 74-61
Jan. 5	WILLIAM & MARY*		L, 83-75
Jan. 8	CHESTNUT HILL		W, 86-49
Jan. 12	JAMES MADISON*		W, 76-75
Jan. 17	at Charleston*		W, 79-62
Jan. 19	at UNCW*		W, 61-48
Jan. 24	NORTHEASTERN*		W, 81-68
Jan. 26	HOFSTRA*		W, 84-71
Jan. 31	at Drexel*		L, 59-50
Feb. 2	at Delaware*		L, 69-62
Feb. 9	at James Madison*		L, 81-39
Feb. 14	UNCW*	TSN/FloSports	7 p.m.
Feb. 16	CHARLESTON*	TSN/FloSports	2 p.m.
Feb. 21	at Hofstra*		7 p.m.
Feb. 23	at Northeastern*		2 p.m.
Feb. 28	DELAWARE*	TSN/FloSports	7 p.m.
March 1	DREXEL*	TSN/FloSports	2 p.m.
March 5	at William & Mary		7 p.m.
March 7	at Elon		2 p.m.
March 12	CAA Quarterfinal at Elon		TBA
March 13	CAA Semifinal at Elon		TBA
March 14	CAA Championship at Elon		TBA

* - Colonial Athletic Association contest
 \$- Puerto Rico Clasico Tournament
 All game times are Eastern and subject to change
 Home Games in Bold

BREAKING DOWN THE RECORD

► Below are the records and streaks for Towson

	2019-20	STREAK	RICHARDSON
Overall	10-11	L3	40-42
Home	6-4	W4	20-16
Road/Neut.	3-6	L3	19-26
CAA	5-5	L3	20-23
CAA Home	3-2	W3	
CAA Road	2-3	L3	

GAME 22: PLAY4KAY

February 14, 2020 ▶ 7 p.m. - SECU Arena ▶ Towson, Md.



TOWSON TIGERS

Record: 10-11, 5-5 CAA
Rankings (AP/Coaches): N/A
Last Game: Feb. 9, 2020 at James Madison, L 81-39
Head Coach: Diane Richardson
Alma Mater: Frostburg, '80
Career Record: 41-43 (3rd yr.)
Record at Towson: same
Richardson vs. UNCW: 3-3

STATISTICAL LEADERS


Points Kionna Jeter, 18.6
Rebounds Nukiya Mayo, 7.9
Assists Q. Murray, 4.9

GAME INFORMATION

Series: UNCW leads 24-12
Current Tiger Streak: W2

Last Meeting: Jan. 19, 2020 at UNCW, 61-48 Tiger win

Live Stats: TowsonTigers.com
TV/Streaming: FloSports
Live Audio: Towson Sports Network Ben Rosenbaum & Rashad Christian

UNCW SEAHAWKS

Record: 6-16, 3-8 CAA
Rankings (AP/Coaches): N/A
Last Game: Feb. 9, 2020 vs. William & Mary, L 63-55
Head Coach: Karen Barefoot
Alma Mater: Christopher Newport '95
Career Record: 343-267 (22nd yr)
Record at UNCW: 36-47 (3rd yr.)
Barefoot vs. Towson: 3-3

STATISTICAL LEADERS

Points Gigi Smith, 15.0
Rebounds Lacey Suggs, 5.2
Assists Gigi Smith 2.5


PROJECTED TOWSON STARTERS *based on previous starting lineup



#1 NUKIYA MAYO - F
6-3 | Sr. | Bronx, N.Y.



#11 Q. MURRAY - G
5-9 | R-Sr. | Baltimore, Md.



#21 KIONNA JETER - G
5-8 | R-Jr. | Spartanburg, S.C.



#22 LaKAITLIN WRIGHT - C
6-3 | Jr. | Alamo, Ga.



#32 RYAN HOLDER - G
5-11 | Sr. | Baltimore, Md.

Follow the Tigers



@Towson_WBB
@TowsonTigers



@TowsonWomensBball
@TUTigers



Towson Women's Basketball
Towson Tigers

▶ **Scouting the Tigers**

Towson enters the week with a 10-11 overall mark and 5-5 in Colonial Athletic Association (CAA) action. Leading the offense is Kionna Jeter with 18.6 points per game, with Nukiya Mayo averaging 15.7 points per game and Q. Murray posting 10.8. Mayo leads the Tigers in rebounds with 7.9 per game while Murray paces the offense with 4.9 assists per game. Towson is coming off a three-game losing streak while being on the road since January 31 at Drexel.

▶ **Scouting the Seahawks**

UNCW comes to town with a 6-16 overall record and 3-8 in the CAA. Gigi Smith continues to lead the Seahawks offense with 15 points a night with Lacey Suggs averaging 12.5. UNCW is coming off a home loss to William & Mary on Sunday, a 63-55 loss. The Seahawks have also lost their last three games and have dropped seven of their last eight games.

▶ **The UNCW Series**

Friday will be the 37th meeting between Towson and UNCW. The Seahawks lead the series 24-12. Towson has won the last two meetings and last season took down UNCW at home 82-61 with the most points ever scored against the Seahawks. The series is tied at Towson with an 8-8 even mark.

▶ **Tigers in CAA Stats**

Kionna Jeter is currently third in the CAA in scoring (18.6 ppg) while Nukiya Mayo holds sixth (15.7) the duo are averaging 34.2 points per game together, the second-best scoring partners in the conference behind William & Mary's Eva Hodgson and Victoria Reynolds. The scoring tandem also appear in the rebounding top-10, Mayo fifth (7.9 rpg) and Jeter seventh (6.8 rpg). Q. Murray is second in the conference in assists (4.9 per game) and is first in assist/turnover ratio (2.3). Mayo is ranked for a third time

in blocked shots, she is third in the CAA (1.5 bpg) and Ryan Holder is second (1.6 bpg). Jeter leads the league in steals (3.1 spg).

▶ **Jeter Ranked 31st Nationally in Points Per Game**

Last season Kionna Jeter reached a peak in the top-10 of scorers nationally. She is currently 31st in points per game (18.6) as of Feb. 12. She is also 12th in steals per game (3.14 avg.) and 17th in steals (66). Q. Murray holds it down on the assist category, she is currently 47th in assists per game (4.9), 46th in assist/turnover ratio (2.1) and 60th in assists (103). Nukiya Mayo is currently 48th nationally in double-doubles with eight this season

▶ **Tigers In The Community**

The Towson University athletics department deems community service as one of its highest priorities to give back to the Greater Baltimore area. For the seventh consecutive year, the department exceeded 10,000 hours of community service to the Greater Baltimore region, finishing with 11,162 hours of community service in the 2018-19 academic season. Towson ranked No. 1 nationally for community service and won the 2018 National Championship for Community Service through the Helper Helper NCAA Team Works Competition. Towson had a 97% participation rate, attended 118 community service opportunities and volunteered with 19 organizations. Towson won the 2018 Volunteer of the Year Award from Susan G. Komen of Maryland.

▶

2019-20 QUICK FACTS

Location	Towson, Md. 21252
Founded	1866
Enrollment	22,499
Affiliation	NCAA Division I
Conference	CAA
Nickname	Tigers
Colors	Black, Gold & White
Arena	SECU Arena
Capacity	5,200
President	Dr. Kim Schatzel
Athletics Director	Tim Leonard
Alma Mater	Boise State
Faculty Representative	Dr. Jessica Minkove

HISTORY

First Year of Basketball	1967-68
All-time Record	586-680 (.462)/1,266 games
NCAA Tournament appearances/last	1/2019
Postseason NIT appearances/last	1/1969
Last Postseason Opponent	UConn (NCAA Tournament, 2019)
Result	L, 110-61 (First Round)

2019-20 TEAM INFORMATION

Overall Record	20-13
CAA Record/Finish	11-7 (Tied 3rd)
Leading Scorer	Kionna Jeter, G (17.3 ppg)
Leading Rebounder	Nukiya Mayo, G/F (7.6 rpg)
Leading Assists	Q. Murray, G (4.4 apg)

2019-20 TEAM INFORMATION

Starters Returning/Lost	4/1
Letterwinners Returning/Lost	6/3
Percent of scoring returning	.600
Percent of rebounding returning	.466

COACHING STAFF

Head Coach	Diane Richardson (Frostburg State, '80)
Record at Towson/Years	29-34 / 2 years
Career Record/Years	same
Basketball Office Phone	(410) 704-5787
Best time to reach coach	Contact Media Relations Office
Associate Head Coach	Zach Kancher (George Washington, '03)
Assistant Coach	E.C. Hill (NIU '95)
Assistant Coach	Cheyenne Curley (Howard '13)
Dir. of Operations	Myles Jackson (Towson '18)
Asst. Dir. of Operations	Jasmine Allen (Towson '18)
Athletic Trainer	Kelsey Cannon
Strength Coach	Amit Vohra
Administrative Assistant	Carolyn Carter

SERIES VS. UNCW

Total	UNCW leads 24-12
In Towson	8-8
In Wilmington.....	13-4
At Neutral Sites	3-0
Current Tiger Streak	W2
Most Towson Points	82, Feb. 15, 2019
Most UNCW Points	77, Jan. 20, 2019
Biggest Towson Win.....	82-61, Feb. 15, 2019
Biggest UNCW Win.....	by 29, twice

Last Three Games in Series

Date	Site	Score	Result
Jan. 19, 2020	A	62-41	W
Feb. 15, 2019	H	82-61	W
Jan. 20, 2019	A	77-73	L

Tale of the Tape

UNCW.....	2019-20 Totals	Towson
60.4	Scoring Offense	67.4
65.7	Scoring Defense.....	68.5
-5.2	Scoring Margin.....	-1.1
39.4%	Field goal percentage	38.0%
28.7%	3 pt. Field goal percentage	30.4%
66.7%	Free throw percentage	67.2%
34.2	Rebounds per game.....	39.1
10.7	Assists per game	11.1
8.5.....	Steals per game.....	8.9
2.6.....	Blocks per game	5.0

CAA Standings

(as of 2/12/20)

	Overall	Conf	Pct
Drexel	10-1	17-6	.739
James Madison	8-2	17-4	.810
William & Mary	7-4	16-6	.727
Elon	6-5	11-11	.500
Northeastern	6-5	10-12	.455
Towson	5-5	10-11	.476
Delaware	5-6	9-13	.409
Charleston	4-7	11-11	.500
UNCW	3-8	6-16	.273
Hofstra	0-11	3-19	.136

2019-20 CAA Weekly Awards

Date	Player	Rookie
Nov. 11	Bailey Greenberg - Drexel	Kiki Jefferson - JMU
Nov. 18	Kamiah Smalls - JMU	Kiki Jefferson - JMU
Nov. 25	Kamiah Smalls - JMU	Bre Bellamy - William & Mary
Dec. 2	Nicole Enabosi - Delaware	Bre Bellamy - William & Mary
Dec. 9	Victoria Reynolds - W&M	Sorelle Ineza - Hofstra
Dec. 16	Stella Clark - Northeastern	Mossi Staples - Northeastern
Dec. 23	Kamiah Smalls - JMU	Kiki Jefferson - JMU
Dec. 30	Nicole Enabosi - Delaware	Bre Bellamy - William & Mary
Jan. 6	Deja Ford - C. of Charleston	Kiki Jefferson - JMU
Jan. 13	Kionna Jeter - Towson	Mide Oriyomi - Northeastern
Jan. 20	Kionna Jeter - Towson	Kiki Jefferson - JMU
Jan. 27	Nukiya Mayo - Towson	Kiki Jefferson - JMU
Feb. 3	Keishana Washington - Drexel	Sorelle Ineza - Hofstra
Feb. 10	Eva Hodgson - W&M	Rayne Tucker - JMU

UPCOMING CAA GAMES

Friday, Feb. 14, 2020

UNCW at Towson - 7 p.m.
 Charleston at James Madison - Noon
 Northeastern at William & Mary - 7 p.m.
 Hofstra at Elon - 7 p.m.

Sunday, Feb. 16, 2020

Charleston at Towson - 2 p.m.
 Drexel at Delaware - 1 p.m.
 Northeastern at Elon - 1 p.m.
 UNCW at James Madison - 2 p.m.
 Hofstra at William & Mary - 2 p.m.

ROSTER/TEAM INFORMATION

NUMERICAL ROSTER

No.	Name	Pos.	Ht.	Cl.	Hometown/High School	Major
1	Nukiya Mayo	G/F	6-3	Sr.	Bronx, N.Y. / Monsignor Scanlan	Exercise Science
2	Myasia Jones	G	5-11	Fr.	Lavonia, Ga. / Franklin County	Undeclared
3	Maggie Sharp	G	5-5	Fr.	Stafford, Va. / Mountain View	Undeclared
5	Rayna Barbour	G	5-3	Jr.	Fort Washington, Md. / Paul VI Catholic	Sport Management
11	Q. Murray	G	5-9	R-Sr.	Baltimore, Md. / Milford Mill	Professional Studies
12	Jennifer Davis	G	5-5	So.	Richmond, Va. / TPLS Christian	Undeclared
13	Wiebke "Tilly" Schwartau	C	6-6	Jr.	Eutin, Germany / Midland College	Undeclared
14	Olivia Finckel	F	6-2	Sr.	Baltimore, Md. / Dulaney	
15	Mariah Gray	G	5-7	Sr.	Ellicott City, Md. / Good Counsel	Biology
20	Myka Johnson-Matthews	G	5-8	Gr.	Upper Marlboro, Md. / Bishop McNamara	Professional Studies
21	Kionna Jeter	G	5-8	R-Jr.	Spartanburg, S.C. / Spartanburg	Mass Communications
22	LaKaitlin Wright	C	6-3	Jr.	Alamo, Ga. / Wheeler County	Undeclared
23	Shavonne Smith	G	5-11	So.	Pemberton Township, N.J. / Pemberton Township	Sport Mgmt
24	Tess Borgosz	F	6-4	Jr.	Buffalo, N.Y. / Depew	Psychology
25	Khyra Williams	F	6-1	Fr.	Jacksonville, Fla. / The Potter's House Christian Aca.	Undeclared
32	Ryan Holder	G	5-11	Jr.	Baltimore, Md. / Roland Park Country Day	Undeclared
35	Bianca Glover	F	6-2	Fr.	Jersey City, N.J. / The Patrick School	Undeclared
50	Kristina Karp	C	6-4	Sr.	Odessa, Ukraine	Undeclared

ALPHABETICAL ROSTER

No.	Name	Pos.	Ht.	Cl.	Hometown/High School	Major
5	Rayna Barbour	G	5-3	Jr.	Fort Washington, Md. / Paul VI Catholic	Sport Management
24	Tess Borgosz	F	6-4	Jr.	Buffalo, N.Y. / Depew	Psychology
12	Jennifer Davis	G	5-5	So.	Richmond, Va. / TPLS Christian	Undeclared
14	Olivia Finckel	F	6-2	Sr.	Baltimore, Md. / Dulaney	
35	Bianca Glover	F	6-2	Fr.	Jersey City, N.J. / The Patrick School	Undeclared
15	Mariah Gray	G	5-7	Sr.	Ellicott City, Md. / Good Counsel	Biology
21	Kionna Jeter	G	5-8	R-Jr.	Spartanburg, S.C. / Spartanburg	Mass Communications
20	Myka Johnson-Matthews	G	5-8	Gr.	Upper Marlboro, Md. / Bishop McNamara	Undeclared
2	Myasia Jones	G	5-11	Fr.	Lavonia, Ga. / Franklin County	Undeclared
50	Kristina Karp	C	6-4	Sr.	Odessa, Ukraine	Undeclared
1	Nukiya Mayo	G/F	6-3	Sr.	Bronx, N.Y. / Monsignor Scanlan	Exercise Science
11	Q. Murray	G	5-9	R-Sr.	Baltimore, Md. / Milford Mill	Professional Studies
13	Wiebke "Tilly" Schwartau	C	6-6	Jr.	Eutin, Germany / Midland College	Undeclared
23	Shavonne Smith	G	5-11	So.	Pemberton Township, N.J. / Pemberton Township	Sport Mgmt
25	Khyra Williams	F	6-1	Fr.	Jacksonville, Fla. / The Potter's House Christian Aca.	Undeclared
22	LaKaitlin Wright	C	6-3	Jr.	Alamo, Ga. / Wheeler County	Undeclared

Head Coach: Diane Richardson (Frostburg State, '80) - 3rd season

Associate Head Coach

& Recruiting Coordinator: Zach Kancher (George Washington, '03) - 3rd season

Assistant Coaches: E.C. Hill (NIU '95) - 1st season

Cheyenne Curley (Howard '13) - 6th season

Director of Basketball Ops: Myles Jackson (Towson '13) - 1st season

Assistant Director of Operations: Jasmine Allen (Towson '13) - 1st season

Athletic Trainer: Kelsey Cannon

Strength & Conditioning Coach: Amit Vohra

PRONUNCIATION GUIDE

Nukiya Mayo Na-ky-ya (like "eye")
Myasia Jones goes by Mya
Tess Borgosz Bor-guess
Khyra Williams Ky-ruh (like "eye")
Wiebke Schwartau goes by "Tilly" - Schw-ar-tow

ROSTER BREAKDOWN

By Height:

Wiebke Schwartau	6-6
Tess Borgosz	6-4
Nukiya Mayo	6-3
LaKaitlin Wright	6-3
Olivia Finckel	6-2
Bianca Glover	6-2
Khyra Williams	6-1
Myasia Jones	5-11
Shavonne Smith	5-11
Ryan Holder	5-11
Qierra Murray	5-9
Kionna Jeter	5-8
Myka Johnson-Matthews	5-8
Mariah Gray	5-7
Jennifer Davis	5-5
Maggie Sharp	5-5
Rayna Barbour	5-3

Returners:

Nukiya Mayo	G/F, 6-3
Rayna Barbour	G, 5-3
Jennifer Davis	G, 5-5
Q. Murray	G, 5-9
Mariah Gray	G, 5-7
Kionna Jeter	G, 5-8
Shavonne Smith	G, 5-11
Tess Borgosz	F, 6-4
Ryan Holder	G, 5-11

Newcomers:

Myasia Jones	G, 5-11
Maggie Sharp	G, 5-5
Wiebke Schwartau	C, 6-6
Myka Johnson-Matthews	G, 5-8
LaKaitlin Wright	C, 6-3
Khyra Williams	F, 6-1
Bianca Glover	F, 6-2
Olivia Finckel	F, 6-2

By Position:

Guard	10
Forward	4
Guard/Forward	1
Center	2

By Class:

Freshman	3
Sophomore	4
Redshirt Sophomore	0
Junior	2
Redshirt Junior	1
Senior	4
Redshirt Senior	1
Graduate	1

By State/Country:

Maryland	6
New York	2
Virginia	2
New Jersey	2
South Carolina, Florida	2
Georgia	2



Diane Richardson enters her third year leading the Towson University women's basketball program after being named the 10th head coach of the Tigers in 2017.

Last season, Richardson led Towson to its first program Colonial Athletic Association (CAA) Championship and the program's first berth to the NCAA Tournament. The Tigers saw an eight-game turnaround and entered the conference tournament tied for third place, and won three games to bring the trophy home. Richardson was named the CAA and ECAC Coach of the Year and she saw three players receive five All-CAA honors.

Among several accomplishments, the 2018-19 season saw Towson finish with the most wins in 10 years and the first winning season since the 2011-12 year. Richardson guided her Tigers through a season with wins over three Atlantic 10 teams, a six-game winning streak for the first time since the 2007-08 season and three CAA sweeps during conference play.

In her first season at Towson, Richardson saw Mary Cuevas and Nukiya Mayo receive All-CAA honors as Cuevas earned Second Team plaudits while Mayo was named to the Third Team. Cuevas was also named to the CAA All-Defensive Team.

Richardson was most recently an assistant coach and the recruiting coordinator at West Virginia University during the 2016-17 season. Richardson helped West Virginia win its first Big 12 Conference Championship as the Mountaineers defeated Oklahoma, Texas and No. 2 Baylor to claim the title. West Virginia advanced to the NCAA Tournament where the Mountaineers defeated Colonial Athletic Association (CAA) Champion Elon before falling to Maryland. Richardson played a key role in the development of Tynice Martin, Lanay Montgomery and Teana Muldrow, all of whom earned All-Big 12 Conference accolades.

Prior to her time in Morgantown, Richardson spent four years as an assistant coach at George Washington

HEAD COACH DIANE RICHARDSON

University. Richardson helped the Colonials improve their win total from 11 wins to a school record 29 wins after just two seasons. George Washington captured a pair of Atlantic 10 regular season and conference tournament championships. Richardson and the Colonials made a pair of NCAA Tournament appearances in 2015 and 2016 and an appearance in the WNIT Tournament in 2014. Richardson also played a key role in the development of Jonquel Jones, one of the most decorated players in George Washington history and current WNBA star. She also coached four all conference players, four all-tournament players and the A-10 Tournament MVP in back-to-back years.



Richardson had two successful stints as the head coach at Riverdale Baptist High School in Upper Marlboro, Maryland. She served as the head coach from 2001-06 and again from 2009-12 and during that time was responsible for all aspects of building and maintaining the nationally ranked program. Riverdale Baptist won five National Championships during Richardson's tenure and was ranked among the USA Today Top 10 in five of her eight years. She posted a 234-32 record and coached many talented players including Towson alum Dominique Johnson, who went on to become a 1,000 point scorer for the Tigers. Richardson was named the 2005 National High School Coach of the Year and also earned district and regional coach of the year accolades from the WBCA. She also organized an academic enrichment program which raised the team overall GPA to 3.6.

In between her stints at Riverdale Baptist, Richardson spent time as an assistant coach at the University of Maryland and American University.

At Maryland she helped the Terrapins post a 33-4 record and earn the number one seed for the NCAA Tournament. Richardson played a key role in the development of Crystal Langhorne, Marissa Coleman and Kristi Tolliver, all of whom became WNBA All-Stars.

At American Richardson served as the team liaison with academic services, compliance and marketing. She

presented an in-depth plan and process for facilities use for a building occupied by four other sports, university events and academic services. Richardson helped establish the first team camp and worked with marketing, media relations and development to set the attendance record for a single women's game.

Richardson earned her master's degree in management from Central Michigan in 1984. She holds a bachelor's degree in psychology and sociology from Frostburg State. Richardson was the NCAA regional field goal percentage leader as a freshman in 1976. She also ran track at Frostburg and was the 1979 NCAA regional champion in the 200 and 400 meter races. She earned a spot on the 1980 US Olympic team, which did not compete in the games.

Richardson also has an extensive business background. She was the founder and C.O.O. for the American Security Companies. Richardson also served as the Vice President of the National Neighborhood Lending Marketing Team for Bank of America. She also served as the President and C.E.O. of RCI Financial for several years.

RICHARDSON VS. 2019-20 OPPONENTS

School	W-L	Last Meeting
American.....	0-0.....	n/a
Chestnut Hill	0-0.....	n/a
College of Charleston	3-1.....	2/17/19
Delaware.....	2-3.....	3/14/19
Drexel.....	2-3.....	3/16/19
Elon.....	2-2.....	2/24/19
Hofstra.....	4-1.....	3/15/19
James Madison	0-4.....	3/3/19
Iona.....	0-0.....	n/a
Iowa.....	0-0.....	n/a
Marshall.....	1-0.....	12/22/18
Mount St. Mary's.....	0-1.....	11/24/18
Northeastern.....	1-3.....	2/10/19
Penn State.....	0-0.....	n/a
Rutgers.....	0-0.....	n/a
San Diego.....	0-0.....	n/a
San Diego State.....	0-0.....	n/a
Temple.....	0-0.....	n/a
UNCW.....	2-2.....	2/15/19
William & Mary.....	3-1.....	2/22/19

THE RICHARDSON COACHING FILE

Season	School (Conf.)	Position	Record/Conf.	Comments
2018-19	Towson (CAA)	Head Coach	20-13/11-7	CAA Coach of the Year, CAA Championship
2017-18	Towson (CAA)	Head Coach	9-21/4-14	First Collegiate Win vs. UMBC
Totals			29-34/15-21	

STARTING LINEUPS

Opponent	W/L	Starters	Lineup	Record
PENN STATE	L, 73-67	Nukiya Mayo, Q. Murray, Kionna Jeter, Tess Borgosz, Ryan Holder	0-1	0-1
at San Diego State	L, 80-72	Nukiya Mayo, Q. Murray, Kionna Jeter, Tess Borgosz, Ryan Holder	0-2	0-2
at San Diego	L, 81-67	Nukiya Mayo, Q. Murray, Kionna Jeter, Tess Borgosz, Ryan Holder	0-3	0-3
MOUNT ST. MARY'S	W, 73-57	Nukiya Mayo, Myasia Jones, Q. Murray, Kionna Jeter, Tess Borgosz	1-0	1-3
AMERICAN	W, 63-60	Nukiya Mayo, Myasia Jones, Q. Murray, Kionna Jeter, Tess Borgosz	2-0	2-3
Iowa	L, 100-72	Nukiya Mayo, Myasia Jones, Q. Murray, Kionna Jeter, Tess Borgosz	2-1	2-4
Iona	W, 75-58	Nukiya Mayo, Myasia Jones, Q. Murray, Tess Borgosz, Ryan Holder	1-0	3-4
TEMPLE	L, 74-59	Nukiya Mayo, Myasia Jones, Q. Murray, Kionna Jeter, Tess Borgosz	2-2	3-5
at Rutgers	L, 67-53	Nukiya Mayo, Q. Murray, Kionna Jeter, Tess Borgosz, Ryan Holder	0-4	3-6
MARSHALL	W, 59-56	Nukiya Mayo, Q. Murray, Kionna Jeter, Tess Borgosz, Ryan Holder	1-4	4-6
ELON	L, 74-61	Nukiya Mayo, Q. Murray, Kionna Jeter, LaKaitlin Wright, Ryan Holder	0-1	4-7
WILLIAM & MARY	L, 83-75	Nukiya Mayo, Q. Murray, Kionna Jeter, LaKaitlin Wright, Ryan Holder	0-2	4-8
CHESTNUT HILL	W, 89-46	Nukiya Mayo, Q. Murray, Kionna Jeter, LaKaitlin Wright, Ryan Holder	1-2	5-8
JAMES MADISON	W, 76-75	Nukiya Mayo, Q. Murray, Kionna Jeter, LaKaitlin Wright, Ryan Holder	2-2	6-8
at College of Charleston	W, 79-62	Nukiya Mayo, Q. Murray, Kionna Jeter, LaKaitlin Wright, Ryan Holder	3-2	7-8
at UNCW	W, 62-41	Nukiya Mayo, Q. Murray, Kionna Jeter, LaKaitlin Wright, Ryan Holder	4-2	8-8
NORTHEASTERN	W, 81-68	Nukiya Mayo, Q. Murray, Kionna Jeter, LaKaitlin Wright, Ryan Holder	5-2	9-8
HOFSTRA	W, 84-71	Nukiya Mayo, Q. Murray, Kionna Jeter, LaKaitlin Wright, Ryan Holder	6-2	10-8
at Drexel	L, 59-50	Nukiya Mayo, Q. Murray, Kionna Jeter, LaKaitlin Wright, Ryan Holder	6-3	10-9
at Delaware	L, 69-62	Nukiya Mayo, Q. Murray, Kionna Jeter, LaKaitlin Wright, Ryan Holder	6-4	10-10
at James Madison	L, 81-39	Nukiya Mayo, Q. Murray, Kionna Jeter, LaKaitlin Wright, Ryan Holder	6-5	10-11



2019-20 STATISTICS

2019-20 Towson Women's Basketball Combined Team Statistics All games



Game Records

Record	Overall	Home	Away	Neutral
ALL GAMES	10-11	7-4	2-6	1-1
CONFERENCE	5-5	3-2	2-3	0-0
NON-CONFERENCE	5-6	4-2	0-3	1-1

Score by Periods

Team	1st	2nd	3rd	4th	OT	TOT
Towson	375	423	319	298	0	1415
Opponents	382	427	302	327	0	1438

Team Box Score

No.	Player	Total			3-Point		F-Throw		Rebounds				Other Stats									
		GP-GS	MIN	AVG	FG-FGA	FG%	3FG-FGA	3FG%	FT-FTA	FT%	OFF	DEF	TOT	AVG	PF	DQ	A	TO	BLK	STL	PTS	AVG
21	JETER, Kionna	21-20	700:29	33.4	140-367	.381	48-142	.338	62-74	.838	47	95	142	6.8	47	0	51	52	2	66	390	18.6
1	MAYO, Nukiya	21-21	694:50	33.1	123-314	.392	25-72	.347	58-82	.707	51	114	165	7.9	54	1	29	61	31	23	329	15.7
11	MURRAY, Qierra	21-21	744:45	35.5	83-249	.333	9-46	.196	52-82	.634	7	81	88	4.2	39	0	103	49	1	42	227	10.8
2	JONES, Myasia	13-5	233:32	18.0	40-85	.471	13-32	.406	27-35	.771	16	14	30	2.3	25	0	9	20	2	10	120	9.2
32	HOLDER, Ryan	21-17	556:01	26.5	48-100	.480	1-7	.143	21-42	.500	32	55	87	4.1	61	4	11	30	34	15	118	5.6
23	SMITH, Shavonne	21-0	312:17	14.9	27-73	.370	1-6	.167	14-24	.583	27	21	48	2.3	31	0	5	13	4	7	69	3.3
22	WRIGHT, LaKaitlin	16-11	243:25	15.2	19-42	.452	0-0	.000	10-18	.556	18	40	58	3.6	51	3	9	25	18	2	48	3.0
05	BARBOUR, Rayna	9-0	35:04	3.9	5-10	.500	2-3	.667	7-10	.700	3	2	5	0.6	6	0	1	3	0	4	19	2.1
20	JOHNSON-MATTHEWS, Myka	21-0	189:05	9.0	13-47	.277	2-17	.118	6-9	.667	6	9	15	0.7	9	0	6	8	0	4	34	1.6
3	SHARP, Maggie	13-0	42:09	3.2	6-24	.250	5-21	.238	0-1	.000	0	0	0	0.0	1	0	1	1	0	1	17	1.3
24	BORGOSZ, Tess	16-10	233:50	14.6	8-31	.258	0-2	.000	4-10	.400	27	36	63	3.9	34	0	3	20	9	7	20	1.3
12	DAVIS, Jennifer	3-0	11:43	3.9	1-2	.500	1-2	.500	0-0	.000	1	1	2	0.7	0	0	3	1	0	0	3	1.0
13	SCHWARTAU, Wiebke	16-0	114:53	7.2	6-11	.545	0-0	.000	1-2	.500	12	8	20	1.3	11	0	0	6	5	0	13	0.8
15	GRAY, Mariah	12-0	30:15	2.5	2-10	.200	0-4	.000	2-4	.500	6	3	9	0.8	4	0	1	6	0	4	6	0.5
25	WILLIAMS, Khyra	7-0	49:25	7.1	1-5	.200	0-0	.000	0-0	.000	2	5	7	1.0	5	0	1	8	1	0	2	0.3
50	FINCKEL, Olivia	1-0	06:36	6.6	0-1	.000	0-0	.000	0-0	.000	0	0	0	0.0	0	0	0	0	0	0	0	0.0
Team											40	36	76					7				
Total		21	4198		522-1371	.381	107-354	.302	264-393	.672	295	520	815	38.8	378	8	233	310	107	185	1415	67.4
Opponents		21	4200		507-1302	.389	125-411	.304	299-431	.694	286	579	865	41.2	349	5	294	358	70	140	1438	68.5

Team Statistics

	TOWSON	OPP
Scoring	1415	1438
Points per game	67.4	68.5
Scoring margin	-1.1	-
Field goals-att	522-1371	507-1302
Field goal pct	.381	.389
3 point fg-att	107-354	125-411
3-point FG pct	.302	.304
3-pt FG made per game	5.1	6.0
Free throws-att	264-393	299-431
Free throw pct	.672	.694
F-Throws made per game	12.6	14.2
Rebounds	815	865
Rebounds per game	38.8	41.2
Rebounding margin	-2.4	-
Assists	233	294
Assists per game	11.1	14.0
Turnovers	310	358
Turnovers per game	14.8	17.0
Turnover margin	+2.3	-
Assist/turnover ratio	0.8	0.8
Steals	185	140
Steals per game	8.8	6.7
Blocks	107	70
Blocks per game	5.1	3.3
Winning streak	0	-
Home win streak	4	-
Attendance	5415	8903
Home games-Avg/Game	11-492	8-1113
Neutral site-Avg/Game	-	2-97

Team Results

Date	Opponent	Score	Att.
11/05/2019	Penn St.	L 67-73	711
11/09/2019	at San Diego St.	L 72-80	1462
11/11/2019	at San Diego	L 67-81	300
11/16/2019	Mount St. Mary's	W 73-57	412
11/24/2019	American	W 63-60	257
11/28/2019	vs Iowa	L 72-100	100
11/29/2019	vs Iona	W 75-58	94
12/04/2019	Temple	L 59-74	1551
12/08/2019	at Rutgers	L 53-67	1292
12/21/2019	Marshall	W 59-56	301
01/03/2020	Elon	L 61-74	421
01/05/2020	William & Mary	L 75-83	278
01/08/2020	Chestnut Hill	W 86-49	184
01/12/2020	James Madison	W 76-75	484
01/17/2020	at Col. of Charleston	W 79-62	342
01/19/2020	at UNCW	W 62-41	668
01/24/2020	Northeastern	W 81-68	428
01/26/2020	Hofstra	W 84-71	388
01/31/2020	at Drexel	L 50-59	731
02/02/2020	at Delaware	L 62-69	892
02/09/2020	at James Madison	L 39-81	3216



**2019-20 Towson Women's Basketball
Team Game-by-Game
All games**

Page 1/1
as of Feb 11, 2020

Opponent	Date	Score	L	Total		3-Pointers		Free throws		Rebounds				PF	A	TO	BLK	STL	PTS	AVG
				FG-FGA	PCT	3FG-FGA	PCT	FT-FTA	PCT	OFF	DEF	TOT	AVG							
Penn St.	11/05/2019	67-73	L	22-67	.328	6-25	.240	17-26	.654	11	29	40	40.0	24	11	25	9	12	67	67.0
at San Diego St.	11/09/2019	72-80	L	31-73	.425	5-20	.250	5-11	.455	15	26	41	40.5	21	16	13	4	7	72	69.5
at San Diego	11/11/2019	67-81	L	22-53	.415	4-13	.308	19-28	.679	8	23	31	37.3	25	10	21	4	7	67	68.7
Mount St. Mary's	11/16/2019	73-57	W	28-73	.384	4-24	.167	13-18	.722	12	26	38	37.5	18	10	13	6	13	73	69.8
American	11/24/2019	63-60	W	24-64	.375	7-19	.368	8-15	.533	13	24	37	37.4	11	9	14	4	10	63	68.4
vs Iowa	11/28/2019	72-100	L	25-66	.379	8-21	.381	14-19	.737	16	17	33	36.7	21	11	15	3	8	72	69.0
vs Iona	11/29/2019	75-58	W	28-55	.509	4-10	.400	15-21	.714	12	26	38	36.9	18	8	18	3	9	75	69.9
Temple	12/04/2019	59-74	L	23-76	.303	2-14	.143	11-17	.647	17	18	35	36.6	22	9	11	3	5	59	68.5
at Rutgers	12/08/2019	53-67	L	20-59	.339	7-21	.333	6-14	.429	12	19	31	36.0	23	8	16	4	12	53	66.8
Marshall	12/21/2019	59-56	W	18-65	.277	7-23	.304	16-23	.696	17	29	46	37.0	12	8	11	9	4	59	66.0
Elon	01/03/2020	61-74	L	22-58	.379	5-14	.357	12-14	.857	8	22	30	36.4	17	6	11	7	6	61	65.5
William & Mary	01/05/2020	75-83	L	30-62	.484	1-7	.143	14-23	.609	13	20	33	36.1	19	7	13	2	9	75	66.3
Chestnut Hill	01/08/2020	86-49	W	33-80	.413	6-15	.400	14-20	.700	25	30	55	37.5	13	20	15	6	18	86	67.8
James Madison	01/12/2020	76-75	W	28-69	.406	6-12	.500	14-20	.700	16	24	40	37.7	15	19	14	3	7	76	68.4
at Col. of Charleston	01/17/2020	79-62	W	27-64	.422	5-14	.357	20-27	.741	19	30	49	38.5	21	10	19	11	7	79	69.1
at UNCW	01/19/2020	62-41	W	23-59	.390	7-18	.389	9-10	.900	13	36	49	39.1	15	9	21	7	3	62	68.7
Northeastern	01/24/2020	81-68	W	31-70	.443	5-16	.313	14-18	.778	14	27	41	39.2	21	17	11	3	11	81	69.4
Hofstra	01/26/2020	84-71	W	33-73	.452	7-22	.318	11-17	.647	16	21	37	39.1	16	18	12	5	12	84	70.2
at Drexel	01/31/2020	50-59	L	19-53	.358	1-12	.083	11-17	.647	12	24	36	38.9	12	10	13	6	9	50	69.2
at Delaware	02/02/2020	62-69	L	23-64	.359	6-16	.375	10-14	.714	11	28	39	39.0	19	12	15	4	9	62	68.8
at James Madison	02/09/2020	39-81	L	12-68	.176	4-18	.222	11-21	.524	15	21	36	38.8	15	5	9	4	7	39	67.4
Total		1415		522-1371	.381	107-354	.302	264-393	.672	295	520	815	38.8	378	233	310	107	185	1415	67.4
Opponents		1438		507-1302	.389	125-411	.304	299-431	.694	286	579	865	41.2	349	294	358	70	140	1438	68.5

Towson Averages

Games Played	Points/game	FG Pct	3FG Pct	FT Pct	Rebounds/game	Assists/game	Turnovers/game	Assist/Turnover ratio	Steals/game	Blocks/game
21	67.4	38.1	30.2	67.2	38.8	11.1	14.8	0.8	8.8	5.1

SPECIALTY STATISTICS

Opponent	Result	In Paint	Off T0	2nd Chance	Fast Break	Bench
Towson	L, 73-67	28	19	4	18	10
Penn State		30	25	6	4	15
Towson	L, 80-72	32	10	13	15	18
San Diego State		28	22	8	20	17
Towson	L, 81-67	28	11	8	8	19
San Diego		16	27	7	14	22
Towson	W, 73-57	32	36	20	12	16
Mount St. Mary's		16	5	10	1	21
Towson	W, 63-60	24	16	9	12	5
American		24	14	7	4	4
Towson	L, 100-72	24	20	15	8	20
Iowa		48	16	14	20	37
Towson	W, 75-58	30	30	18	9	33
Iona		18	20	11	4	15
Towson	L, 74-59	34	8	17	0	19
Temple		28	12	22	2	12
Towson	L, 67-53	18	15	4	21	2
Rutgers		24	18	21	13	12
Towson	W, 59-56	18	5	5	10	9
Marshall		34	7	9	2	12
Towson	L, 74-61	24	6	8	9	15
Elon		32	7	16	6	23
Towson	L, 83-75	46	16	9	23	12
William & Mary		36	15	14	21	8
Towson	W, 86-49	44	30	20	27	42
Chestnut Hill		28	10	10	6	33
Towson	W, 76-75	38	16	13	10	7
James Madison		28	14	13	10	13
Towson	W, 79-62	40	21	23	14	21
Charleston		26	24	6	8	11
Towson	W, 62-41	26	6	14	18	9
UNCW		28	14	11	4	21
Towson	W, 81-68	42	19	21	20	18
Northeastern		26	8	12	12	22
Towson	W, 84-71	38	21	23	21	7
Hofstra		36	11	14	8	4
Towson	L, 59-50	22	18	9	14	1
Drexel		18	13	10	6	19
Towson	L, 69-62	26	18	4	15	5
Delaware		32	9	12	4	18
Towson	L, 81-39	10	12	7	13	10
James Madison		32	8	18	2	24
Towson Totals		378	217	151	152	210
Average		27	15.5	10.7	10.8	15
Opponents Totals		332	187	131	108	209
Average		23.7	13.3	9.3	7.7	14.9

MISCELLANEOUS STATS

	2019-20	Career
Double-Figure Scoring Games		
Nukiya Mayo	18	49
Kionna Jeter	20	64*
Ryan Holder	1	37*
Q. Murray	11	**
Myasaia Jones	6	**
Shavonne Smith	1	1
Rayna Barbour	1	1
Double-Figure Rebounding Games		
Nukiya Mayo	8	24
Kionna Jeter	1	5*
Ryan Holder		10*
Q. Murray	1	1
Double-Doubles		
Nukiya Mayo	8	19
Ryan Holder		4*
Kionna Jeter	1	**
20+ Point Games		
Kionna Jeter	8	30*
Nukiya Mayo	6	15
Q. Murray	1	3
5-Assists Games		
Q. Murray	12	33*
Ryan Holder		1
Kionna Jeter	2	2
4-Steal Games		
Kionna Jeter	9	25*
Q. Murray	2	8*
Nukiya Mayo	2	3
Ryan Holder		5*
Mariah Gray	1	1

* - includes stats from appearances not at Towson

2019-20 SITUATIONAL STATISTICS

Overall	10-11	More free throws attempted	6-2	On Monday	0-1
CAA	5-5	Less free throws attempted	3-9	On Tuesday	0-1
vs. Top -25	0-0	Same free throws attempted	1-0	On Wednesday	1-1
Overtime	0-0			On Thursday	0-1
Home	7-4	More bench points	5-3	On Friday	3-2
Away	2-5	Less bench points	5-8	On Saturday	2-1
Neutral	1-1	Same bench points	0-0	On Sunday	4-4
Leading at Half	6-3	More assists	3-2	When the month is...	
Trailing at Half	4-8	Less assists	6-8	November	3-4
Tied at Half	0-0	Same assists	1-2	December	1-2
				January	6-3
Games Decided By		More steals	6-8	February	0-2
5 points or less	3-0	Less steals	3-2	March	0-0
6-10 points	0-5	Same steals	1-0		
11-19 points	5-4			Night games	3-3
20 or more points	2-2	Towson shoots		Day games	7-8
		34.9% or less	1-4		
Score less than 50	0-1	35-39.9%	3-4	When the high scorer is...	
Score 50-59 points	1-3	40-44.9%	4-2	Nukiya Mayo	3-5
Score 60-69 points	2-4	45-49.9%	1-1	Myasia Jones	2-0
Score 70-79 points	4-3	50% or better	1-0	Maggie Sharp	0-0
Score 80 or more	3-0			Rayna Barbour	0-0
		Opponent shoots		Q. Murray	1-1
Allow less than 50	2-0	34.9% or less	4-2	Jennifer Davis	0-0
Allow 50-59 points	3-1	35-39.9%	4-4	Wiebke Schwartau	0-0
Allow 60-69 points	3-2	40-44.9%	1-1	Mariah Gray	0-0
Allow 70-79 points	2-3	45-49.9%	1-2	Myka Johnson-Matthews	0-0
Allow 80 or more	0-5	50% or better	0-2	Kionna Jeter	4-7
				LaKaitlin Wright	0-0
More rebounds	6-2	Towson shoots better	7-2	Shavonne Smith	0-0
Less rebounds	3-9	Opponent shoots better	3-9	Tess Borgosz	0-0
Same rebounds	0-0			Ryan Holder	0-0
		No double-digit scorer	0-0	Olivia Finckel	0-0
Less turnovers	8-5	1 double-digit scorer	0-1		
More turnovers	2-4	2 double-digit scorers	2-4		
Same turnovers	0-2	3 double-digit scorers	6-6		
		4 double-digit scorers	2-0		
More free throws made	6-3	5 double-digit scorers	0-0		
Less free throws made	3-8				
Same free throws made	1-0	No double-doubles	5-7		
		1 double-double	5-4		
		2 double-doubles	0-0		

THE LAST TIME TOWSON

Scored 100+ points	never
Scored 90-99 points	Towson 92, Hofstra 68 (Jan. 11, 2019)
Scored 40 points or less	Towson 33, Drexel 74 (March 2, 2016)
Allowed 40 points or less	Towson 40, Delaware 37 (March 12, 2009)
Allowed 90-99 points	Towson 43, West Virginia 90 (Dec. 20, 2018)
Allowed 100+ points	Towson 72, Iowa 100 (Nov. 28, 2019)
Won by 30+ points	Towson 86, Chestnut Hill 49; 37 pts (Jan. 8, 2020)
Won by 40+ points	Towson 91, Coppin State 42 - 49 points (1986)
Lost by 30+ points	Towson 44, Drexel 77 - 33 points (March 9, 2019)
Lost by 40+ points	Towson 39, James Madison 81 (Feb. 9, 2020)
Shot less than 30% FG	27.7% (18-of-65) vs. Marshall (Dec. 21, 2019)
Shot 50% or better FG	50.9% (28-of-55) vs. Iona (Nov. 29, 2019)
Shot 90% or better, FT	90.9% (10-of-11) vs. UMass (Nov. 12, 2017)
Made 10+ three-point FG's	10 (10-of-21) vs. UMass Lowell (Nov. 11, 2016)
Attempted 20+ three-point FG's	22 at William & Mary (Feb. 22, 2019)
Attempted 40+ free throws	40 (25-of-40) vs. La Salle (Nov. 17, 2018)
Had 50+ rebounds	55 vs. Chestnut Hill (Jan. 8, 2020)
Had at least 10 steals	12 vs. Hofstra (Jan. 26, 2020)
Had 15+ steals	18 vs. Chestnut Hill (Jan. 8, 2020)
Had at least 10 blocks	12 at Northeastern (Feb. 10, 2019)
Had 10+ blocks	12 at Northeastern (Feb. 10, 2019)
Opponent shot less than 30% FG	27.4% (17-of-62) vs. Hofstra (March 15, 2019)
Opponent shot 50% or better FG	50.9% (29-of-57) at UNCW (Jan. 20, 2019)
Allowed 10+ three-point FG's	11 vs Northeastern (Feb. 16, 2018)
Opponent scored less than 10 in a quarter	8 at Drexel (Jan 31, 2020)
Played in an overtime game	L, 71-59 at James Madison (Feb. 3, 2019)
Won on a buzzer beater	55-54 at Drexel (Jan. 4, 2019)
Won 5/+ straight	6: 1/8/20 vs. Chestnut Hill - 1/26/20 vs Hofstra
Lost 5/+ straight	7: 2/11/18 at JMU - 3/17/18 UNCW
Had 5 players score in double figures	at William & Mary (Feb. 22, 2019)

THE LAST TIME A TOWSON PLAYER

Scored 30 points	31, Kionna Jeter vs. Iona (Nov. 29, 2019)
Scored 35 points	35, Dominique Johnson at Minnesota (Dec. 6, 2015)
Attempted 25 FG	26, Raven Bankston vs. Delaware (Jan. 29, 2017)
Had 5 assists	8, Q. Murray vs. Hofstra (Jan. 26, 2020)
Had 10 assists	10, twice, Breonn Hughey vs. Drexel (Feb. 15, 2015)
Had 15 rebounds	17, Maia Lee vs. Delaware (March 7, 2019)
Made 10 FG	11, Kionna Jeter vs. Iona (Nov. 29, 2019)
Made 5 3-pt FG	5, Kionna Jeter at UNCW (Jan. 19, 2020)
Double-Double	13 pts, 11 rbds, Nukiya Mayo at Drexel (Jan. 31, 2020)
Two players with 20 points	27 pts, Kionna Jeter 23, Nukiya Mayo vs. James Madison (Jan. 12, 2020)
Three players with 20 points	22 pts, Q. Murray, 21 pts, Kionna Jeter, 21 pts, Nukiya Mayo vs. Hofstra (Jan. 26, 2020)

THIS SEASON TOWSON HAS...

Shot 50% or better in a game	once
Had five players score in double figures	
Made 20+ free throws	20-of-27 at Charleston (Jan. 17, 2020)
Had 50+ rebounds	once
Had 10+ blocks	
Had 10+ steals	six times
Had two players score 20 points	once
Held an opponent to 10 points or less in a quarter	11 times
CAA sweep over	
Home win streak	4W



1

NUKIYA MAYO

6-3 - Sr. - Guard/Forward
Bronx, N.Y. | Monsignor Scanlon

PTS | REB | FG% | MIN
14.9 | 6.8 | 40.4 % | 32.3

Career Highs

	Sea	Car
Points	22	30
Field Goals	10	12
3-Point Field Goals	2	3
Free Throws Made	7	12
Rebounds	11	17
Assists	3	4
Blocked Shots	4	5
Steals	4	5
Minutes	39	44

#1 MAYO, Nukiya

Opponent	Date	GS	MIN	Total		3-Pointers		Free throws		Rebounds				Other Stats						
				FG-FGA	PCT	3FG-3FGA	PCT	FT-FTA	PCT	OFF	DEF	TOT	AVG	PF	A	T/O	BLK	STL	PTS	AVG
Penn St.	11/05/2019	*	38:30	3-10	.300	2-5	.400	7-7	1.000	0	10	10	10.0	4	3	6	4	4	15	15.0
at San Diego St.	11/09/2019	*	38:30	10-17	.588	1-3	.333	1-4	.250	4	7	11	10.5	5	2	2	0	0	22	18.5
at San Diego	11/11/2019	*	30:22	6-13	.462	1-3	.333	4-6	.667	0	4	4	8.3	3	1	5	1	0	17	18.0
Mount St. Mary's	11/16/2019	*	26:49	7-17	.412	0-3	.000	1-2	.500	3	5	8	8.3	2	1	1	1	1	15	17.3
American	11/24/2019	*	36:28	4-14	.286	0-2	.000	1-3	.333	3	5	8	8.2	1	2	4	2	2	9	15.6
vs Iowa	11/28/2019	*	32:00	8-15	.533	2-4	.500	4-6	.667	3	2	5	7.7	3	4	4	2	1	22	16.7
vs Iona	11/29/2019	*	33:00	5-12	.417	1-2	.500	0-0	.000	2	4	6	7.4	3	3	2	1	0	11	15.9
Temple	12/04/2019	*	26:36	1-9	.111	0-3	.000	2-2	1.000	2	1	3	6.9	4	0	1	1	1	4	14.4
at Rutgers	12/08/2019	*	27:33	5-15	.333	3-7	.429	1-4	.250	1	4	5	6.7	4	0	3	2	1	14	14.3
Marshall	12/21/2019	*	39:01	8-23	.348	3-7	.429	2-2	1.000	2	6	8	6.8	1	1	1	2	0	21	15.0
Elon	01/03/2020	*	25:10	4-12	.333	1-2	.500	4-4	1.000	1	5	6	6.7	4	0	2	2	1	13	14.8
William & Mary	01/05/2020	*	34:28	5-10	.500	0-2	.000	2-2	1.000	1	3	4	6.5	2	0	4	0	2	12	14.6
Chestnut Hill	01/08/2020	*	27:18	8-16	.500	0-1	.000	3-4	.750	6	4	10	6.8	0	1	1	1	3	19	14.9
James Madison	01/12/2020	*	36:33	8-16	.500	4-5	.800	3-4	.750	4	8	12	7.1	2	1	3	1	0	23	15.5
at Col. of Charleston	01/17/2020	*	32:00	7-17	.412	1-3	.333	2-5	.400	4	6	10	7.3	3	0	3	3	1	17	15.6
at UNCW	01/19/2020	*	33:56	6-15	.400	0-2	.000	7-8	.875	2	9	11	7.6	1	1	3	1	1	19	15.8
Northeastern	01/24/2020	*	35:58	8-16	.500	3-4	.750	2-3	.667	2	8	10	7.7	2	3	4	1	2	21	16.1
Hofstra	01/26/2020	*	32:54	8-15	.533	2-5	.400	3-3	1.000	2	5	7	7.7	3	3	3	0	1	21	16.4
at Drexel	01/31/2020	*	38:10	5-16	.313	0-2	.000	3-5	.600	3	8	11	7.8	3	0	5	3	1	13	16.2
at Delaware	02/02/2020	*	35:26	4-18	.222	0-3	.000	0-1	.000	3	5	8	7.9	4	3	3	1	1	8	15.8
at James Madison	02/09/2020	*	34:08	3-18	.167	1-4	.250	6-7	.857	3	5	8	7.9	0	0	1	2	0	13	15.7
Totals			21 694:50	123-314	.392	25-72	.347	58-82	.707	51	114	165	7.9	54	29	61	31	23	329	15.7

Player Averages

Games Played	Minutes/game	Points/game	FG Pct	3FG Pct	FT Pct	Rebounds/game	Assists/game	Turnovers/game	Assist/Turnover ratio	Steals/game	Blocks/game
21	33.1	15.7	39.2	34.7	70.7	7.9	1.4	2.9	0.5	1.1	1.5



2

MYA JONES

5-11 - So. - Guard
 Lavonia, Ga. | Franklin County/Savannah State

PTS | REB | FG% | MIN
 9.8 | 2.5 | 49.3 % | 18.0

Personal Highs

	Sea	Car
Points	17	
Field Goals	7	
3-Point Field Goals	4	
Free Throws Made	10	
Rebounds	5	
Assists	1	
Blocked Shots	2	
Steals	2	
Minutes	30	

#2 JONES, Myasia

Opponent	Date	GS	MIN	Total		3-Pointers		Free throws		Rebounds				PF	A	T/O	BLK	STL	PTS	AVG
				FG-FGA	PCT	3FG-3FGA	PCT	FT-FTA	PCT	OFF	DEF	TOT	AVG							
Penn St.	11/05/2019		15:07	1-6	.167	0-5	.000	2-4	.500	1	2	3	3.0	1	0	2	0	1	4	4.0
at San Diego St.	11/09/2019		01:22	0-1	.000	0-1	.000	0-0	.000	0	0	0	1.5	1	0	1	0	0	0	2.0
at San Diego	11/11/2019		19:20	3-4	.750	0-0	.000	10-11	.909	0	0	0	1.0	1	1	1	0	0	16	6.7
Mount St. Mary's	11/16/2019	*	25:59	5-12	.417	2-5	.400	5-6	.833	2	2	4	1.8	1	0	2	2	2	17	9.3
American	11/24/2019	*	30:01	7-11	.636	3-4	.750	0-0	.000	2	3	5	2.4	1	1	2	0	0	17	10.8
vs Iowa	11/28/2019	*	18:00	4-5	.800	4-4	1.000	2-2	1.000	1	1	2	2.3	2	0	2	0	1	14	11.3
vs Iona	11/29/2019	*	23:00	6-7	.857	2-2	1.000	0-0	.000	3	1	4	2.6	3	1	1	0	1	14	11.7
Temple	12/04/2019	*	14:02	1-4	.250	1-1	1.000	0-0	.000	0	1	1	2.4	3	0	1	0	0	3	10.6
Elon	01/03/2020		20:30	4-6	.667	1-2	.500	2-2	1.000	2	1	3	2.4	1	1	1	0	1	11	10.7
William & Mary	01/05/2020		18:60	3-7	.429	0-2	.000	2-5	.400	2	1	3	2.5	3	0	3	0	1	8	10.4
Chestnut Hill	01/08/2020		13:27	2-10	.200	0-2	.000	0-0	.000	1	1	2	2.5	3	4	1	0	1	4	9.8
James Madison	01/12/2020		13:44	2-5	.400	0-3	.000	1-2	.500	2	1	3	2.5	2	0	3	0	0	5	9.4
at Col. of Charleston	01/17/2020		20:00	2-7	.286	0-1	.000	3-3	1.000	0	0	0	2.3	3	1	0	0	2	7	9.2
Totals		5	233:32	40-85	.471	13-32	.406	27-35	.771	16	14	30	2.3	25	9	20	2	10	120	9.2

Player Averages

Games Played	Minutes/game	Points/game	FG Pct	3FG Pct	FT Pct	Rebounds/game	Assists/game	Turnovers/game	Assist/Turnover ratio	Steals/game	Blocks/game
13	18.0	9.2	47.1	40.6	77.1	2.3	0.7	1.5	0.5	0.8	0.2



3

MAGGIE SHARP

5-5 - Fr. - Guard
Stafford, Va. | Mountain View HS

PTS | REB | FG% | MIN
0.8 | - | 16.7% | 4.3

Career Highs


Points	3
Field Goals	1
3-Point Field Goals	1
Free Throws Made	
Rebounds	
Assists	1
Blocked Shots	
Steals	1
Minutes	10

#3 SHARP, Maggie

Opponent	Date	GS	MIN	Total		3-Pointers		Free throws		Rebounds				PF	A	T/O	BLK	STL	PTS	AVG
				FG-FGA	PCT	3FG-3FGA	PCT	FT-FTA	PCT	OFF	DEF	TOT	AVG							
Penn St.	11/05/2019		00:19	0-0	.000	0-0	.000	0-0	.000	0	0	0	0.0	0	0	0	0	0	0	0.0
at San Diego St.	11/09/2019		00:24	0-0	.000	0-0	.000	0-0	.000	0	0	0	0.0	0	0	0	0	0	0	0.0
at San Diego	11/11/2019		00:35	0-0	.000	0-0	.000	0-0	.000	0	0	0	0.0	0	0	0	0	0	0	0.0
Mount St. Mary's	11/16/2019		05:53	1-3	.333	1-3	.333	0-0	.000	0	0	0	0.0	0	1	0	0	0	3	0.8
vs Iowa	11/28/2019		05:00	0-2	.000	0-2	.000	0-0	.000	0	0	0	0.0	0	0	0	0	0	0	0.6
at Rutgers	12/08/2019		01:27	0-1	.000	0-1	.000	0-0	.000	0	0	0	0.0	0	0	0	0	0	0	0.5
Marshall	12/21/2019		02:42	0-2	.000	0-2	.000	0-0	.000	0	0	0	0.0	0	0	1	0	0	0	0.4
Chestnut Hill	01/08/2020		09:46	1-4	.250	1-3	.333	0-0	.000	0	0	0	0.0	0	0	0	0	1	3	0.8
at Col. of Charleston	01/17/2020		01:00	0-2	.000	0-1	.000	0-0	.000	0	0	0	0.0	0	0	0	0	0	0	0.7
at UNCW	01/19/2020		02:02	1-2	.500	1-2	.500	0-0	.000	0	0	0	0.0	0	0	0	0	0	3	0.9
Hofstra	01/26/2020		01:13	0-1	.000	0-1	.000	0-0	.000	0	0	0	0.0	0	0	0	0	0	0	0.8
at Delaware	02/02/2020		02:42	1-2	.500	1-2	.500	0-0	.000	0	0	0	0.0	0	0	0	0	0	3	1.0
at James Madison	02/09/2020		09:06	2-5	.400	1-4	.250	0-1	.000	0	0	0	0.0	1	0	0	0	0	5	1.3
Totals		0	42:09	6-24	.250	5-21	.238	0-1	.000	0	0	0	0.0	1	1	1	0	1	17	1.3

Player Averages

Games Played	Minutes/game	Points/game	FG Pct	3FG Pct	FT Pct	Rebounds/game	Assists/game	Turnovers/game	Assist/Turnover ratio	Steals/game	Blocks/game
13	3.2	1.3	25.0	23.8	0.0	0.0	0.1	0.1	1.0	0.1	0.0



5 RAYNA BARBOUR

5-3 - Jr. - Guard
Fort Washington, Md. | Paul VI Catholic

PTS | REB | FG% | MIN

Personal Highs

	Sea	Car
Points	10	10
Field Goals	4	4
3-Point Field Goals	1	1
Free Throws Made	1	4
Rebounds	1	2
Assists		1
Blocked Shots		
Steals	2	2
Minutes	8	12

#05 BARBOUR, Rayna

Opponent	Date	GS	MIN	Total		3-Pointers		Free throws		Rebounds				PF	A	T/O	BLK	STL	PTS	AVG
				FG-FGA	PCT	3FG-3FGA	PCT	FT-FTA	PCT	OFF	DEF	TOT	AVG							
at Rutgers	12/08/2019		01:27	0-1	.000	0-0	.000	0-0	.000	1	0	1	1.0	1	0	0	0	0	0	0.0
William & Mary	01/05/2020		01:40	0-0	.000	0-0	.000	0-0	.000	0	0	0	0.5	0	0	0	0	0	0.0	
Chestnut Hill	01/08/2020		08:18	4-6	.667	1-1	1.000	1-2	.500	1	0	1	0.7	0	0	2	0	2	10	3.3
at Col. of Charleston	01/17/2020		07:00	0-1	.000	0-1	.000	2-2	1.000	0	1	1	0.8	2	1	0	0	0	2	3.0
at UNCW	01/19/2020		02:02	0-0	.000	0-0	.000	0-0	.000	0	1	1	0.8	0	0	0	0	0	0	2.4
Northeastern	01/24/2020		06:24	1-1	1.000	1-1	1.000	0-0	.000	0	0	0	0.7	1	0	0	0	1	3	2.5
Hofstra	01/26/2020		04:08	0-0	.000	0-0	.000	3-4	.750	0	0	0	0.6	0	0	1	0	1	3	2.6
at Delaware	02/02/2020		00:13	0-0	.000	0-0	.000	0-0	.000	0	0	0	0.5	0	0	0	0	0	0	2.3
at James Madison	02/09/2020		03:52	0-1	.000	0-0	.000	1-2	.500	1	0	1	0.6	2	0	0	0	0	1	2.1
Totals		0	35:04	5-10	.500	2-3	.667	7-10	.700	3	2	5	0.6	6	1	3	0	4	19	2.1

Player Averages

Games Played	Minutes/game	Points/game	FG Pct	3FG Pct	FT Pct	Rebounds/game	Assists/game	Turnovers/game	Assist/Turnover ratio	Steals/game	Blocks/game
9	3.9	2.1	50.0	66.7	70.0	0.6	0.1	0.3	0.3	0.4	0.0



11

Q. MURRAY

5-9 - R-Sr. - Guard
Baltimore, Md. | Milford Mill/Appalachian State

PTS | REB | FG% | MIN
10.2 | 4.4 | 32.4 % | 34.4

Personal Highs

	Sea	Car
Points	18	21*
Field Goals	5	9*
3-Point Field Goals	3	3*
Free Throws Made	7	10
Rebounds	10	10
Assist	9	9
Blocked Shots	0	1*
Steals	4	8*
Minutes	40	45

*= previous school included

#11 MURRAY, Qierra

Opponent	Date	GS	MIN	Total		3-Pointers		Free throws		Rebounds				PF	A	T/O	BLK	STL	PTS	AVG
				FG-FGA	PCT	3FG-3FGA	PCT	FT-FTA	PCT	OFF	DEF	TOT	AVG							
Penn St.	11/05/2019	*	36:30	5-15	.333	3-7	.429	5-6	.833	0	2	2	2.0	2	6	4	0	1	18	18.0
at San Diego St.	11/09/2019	*	38:38	4-13	.308	1-4	.250	0-0	.000	0	4	4	3.0	3	6	3	0	4	9	13.5
at San Diego	11/11/2019	*	35:22	2-10	.200	1-4	.250	1-2	.500	0	2	2	2.7	2	1	3	0	2	6	11.0
Mount St. Mary's	11/16/2019	*	37:49	4-11	.364	0-4	.000	0-2	.000	2	8	10	4.5	1	5	1	0	3	8	10.3
American	11/24/2019	*	38:32	4-13	.308	0-3	.000	6-10	.600	0	7	7	5.0	1	5	1	0	1	14	11.0
vs Iowa	11/28/2019	*	34:00	1-10	.100	0-3	.000	2-2	1.000	2	6	8	5.5	2	4	5	0	3	4	9.8
vs Iona	11/29/2019	*	29:00	3-7	.429	0-1	.000	4-5	.800	0	3	3	5.1	3	1	2	0	2	10	9.9
Temple	12/04/2019	*	40:00	5-17	.294	0-3	.000	3-5	.600	0	2	2	4.8	0	9	1	0	0	13	10.3
at Rutgers	12/08/2019	*	36:42	4-7	.571	0-1	.000	1-4	.250	0	3	3	4.6	1	5	2	0	1	9	10.1
Marshall	12/21/2019	*	38:39	3-9	.333	0-1	.000	7-11	.636	1	5	6	4.7	1	7	1	0	2	13	10.4
Elon	01/03/2020	*	26:43	2-10	.200	0-2	.000	1-2	.500	0	4	4	4.6	3	3	3	0	0	5	9.9
William & Mary	01/05/2020	*	39:06	7-18	.389	0-0	.000	4-9	.444	0	3	3	4.5	3	4	2	0	3	18	10.6
Chestnut Hill	01/08/2020	*	18:15	3-5	.600	0-0	.000	0-0	.000	0	3	3	4.4	0	7	2	0	3	6	10.2
James Madison	01/12/2020	*	38:31	1-11	.091	0-1	.000	1-2	.500	0	4	4	4.4	2	7	3	0	2	3	9.7
at Col. of Charleston	01/17/2020	*	32:00	4-9	.444	1-2	.500	4-4	1.000	0	5	5	4.4	3	3	4	1	1	13	9.9
at UNCW	01/19/2020	*	36:26	3-12	.250	1-1	1.000	0-0	.000	0	2	2	4.3	1	4	3	0	0	7	9.8
Northeastern	01/24/2020	*	33:36	6-16	.375	0-2	.000	4-4	1.000	1	3	4	4.2	2	7	1	0	2	16	10.1
Hofstra	01/26/2020	*	38:47	9-17	.529	2-2	1.000	2-3	.667	0	1	1	4.1	3	8	3	0	2	22	10.8
at Drexel	01/31/2020	*	40:00	5-12	.417	0-0	.000	3-4	.750	1	4	5	4.1	3	4	2	0	4	13	10.9
at Delaware	02/02/2020	*	40:00	5-14	.357	0-2	.000	4-4	1.000	0	6	6	4.2	1	5	1	0	3	14	11.1
at James Madison	02/09/2020	*	36:08	3-13	.231	0-3	.000	0-3	.000	0	4	4	4.2	2	2	2	0	3	6	10.8
Totals			21	744:45	.333	9-46	.196	52-82	.634	7	81	88	4.2	39	103	49	1	42	227	10.8

Player Averages

Games Played	Minutes/game	Points/game	FG Pct	3FG Pct	FT Pct	Rebounds/game	Assists/game	Turnovers/game	Assist/Turnover ratio	Steals/game	Blocks/game
21	35.5	10.8	33.3	19.6	63.4	4.2	4.9	2.3	2.1	2.0	0.0



12 JENNIFER DAVIS

5-5 -So. - Guard
 Richmond, Va. | TPLS Christian Academy
PTS | REB | FG% | MIN

	Sea	Car
Points	3	3
Field Goals	1	1
3-Point Field Goals	1	1
Free Throws Made		
Rebounds	1	1
Assists	3	3
Blocked Shots		
Steals		
Minutes	10	10

#12 DAVIS, Jennifer

Opponent	Date	GS	MIN	Total		3-Pointers		Free throws		Rebounds				PF	A	T/O	BLK	STL	PTS	AVG
				FG-FGA	PCT	3FG-3FGA	PCT	FT-FTA	PCT	OFF	DEF	TOT	AVG							
at Rutgers	12/08/2019		00:47	0-0	.000	0-0	.000	0-0	.000	0	0	0	0.0	0	0	0	0	0	0	0.0
Chestnut Hill	01/08/2020		09:56	1-2	.500	1-2	.500	0-0	.000	0	1	1	0.5	0	3	0	0	0	3	1.5
at Col. of Charleston	01/17/2020		01:00	0-0	.000	0-0	.000	0-0	.000	1	0	1	0.7	0	0	1	0	0	0	1.0
Totals		0	11:43	1-2	.500	1-2	.500	0-0	.000	1	1	2	0.7	0	3	1	0	0	3	1.0

Player Averages

Games Played	Minutes/game	Points/game	FG Pct	3FG Pct	FT Pct	Rebounds/game	Assists/game	Turnovers/game	Assist/Turnover ratio	Steals/game	Blocks/game
3	3.9	1.0	50.0	50.0	0.0	0.7	1.0	0.3	3.0	0.0	0.0



13 WIEBKE SCHWARTAU

GOES BY "TILLY"

6-6 - Jr. - Center

Eutin, Germany | Midland College

PTS | REB | FG% | MIN

1.0 | 1.4 | 55.6% | 8.3

Career Highs

Points	4
Field Goals	2
3-Point Field Goals	
Free Throws Made	1
Rebounds	3
Assists	
Blocked Shots	1
Steals	
Minutes	13

#13 SCHWARTAU, Wiebke

Opponent	Date	GS	MIN	Total		3-Pointers		Free throws		Rebounds				PF	A	T/O	BLK	STL	PTS	AVG
				FG-FGA	PCT	3FG-3FGA	PCT	FT-FTA	PCT	OFF	DEF	TOT	AVG							
Penn St.	11/05/2019		09:21	0-0	.000	0-0	.000	0-0	.000	1	1	2	2.0	1	0	0	2	0	0	0.0
at San Diego St.	11/09/2019		03:05	0-0	.000	0-0	.000	0-0	.000	0	1	1	1.5	0	0	0	0	0	0	0.0
at San Diego	11/11/2019		10:39	1-1	1.000	0-0	.000	1-2	.500	0	1	1	1.3	1	0	1	0	0	3	1.0
Mount St. Mary's	11/16/2019		07:23	2-2	1.000	0-0	.000	0-0	.000	1	0	1	1.3	4	0	0	0	0	4	1.8
vs Iowa	11/28/2019		09:00	1-2	.500	0-0	.000	0-0	.000	2	0	2	1.4	4	0	1	0	0	2	1.8
Temple	12/04/2019		05:47	0-0	.000	0-0	.000	0-0	.000	0	0	0	1.2	0	0	1	0	0	0	1.5
at Rutgers	12/08/2019		13:09	0-1	.000	0-0	.000	0-0	.000	1	0	1	1.1	0	0	0	1	0	0	1.3
Marshall	12/21/2019		03:00	0-0	.000	0-0	.000	0-0	.000	1	0	1	1.1	0	0	0	0	0	0	1.1
Elon	01/03/2020		10:08	0-0	.000	0-0	.000	0-0	.000	0	0	0	1.0	0	0	0	1	0	0	1.0
William & Mary	01/05/2020		05:00	1-1	1.000	0-0	.000	0-0	.000	1	0	1	1.0	0	0	0	0	0	2	1.1
Chestnut Hill	01/08/2020		15:02	0-2	.000	0-0	.000	0-0	.000	2	2	4	1.3	0	0	1	1	0	0	1.0
at Col. of Charleston	01/17/2020		03:00	1-1	1.000	0-0	.000	0-0	.000	1	0	1	1.3	1	0	0	0	0	2	1.1
at UNCW	01/19/2020		05:26	0-0	.000	0-0	.000	0-0	.000	0	2	2	1.3	0	0	0	0	0	0	1.0
Hofstra	01/26/2020		07:37	0-1	.000	0-0	.000	0-0	.000	2	1	3	1.4	0	0	1	0	0	0	0.9
at Delaware	02/02/2020		02:21	0-0	.000	0-0	.000	0-0	.000	0	0	0	1.3	0	0	1	0	0	0	0.9
at James Madison	02/09/2020		04:55	0-0	.000	0-0	.000	0-0	.000	0	0	0	1.3	0	0	0	0	0	0	0.8
Totals		0	114:53	6-11	.545	0-0	.000	1-2	.500	12	8	20	1.3	11	0	6	5	0	13	0.8

Player Averages

Games Played	Minutes/ game	Points/ game	FG Pct	3FG Pct	FT Pct	Rebounds/ game	Assists/ game	Turnovers/ game	Assist/Turnover ratio	Steals/ game	Blocks/ game
16	7.2	0.8	54.5	0.0	50.0	1.3	0.0	0.4	0.0	0.0	0.3



15 MARIAH GRAY

5-9 - R-Jr. - Guard
 Baltimore, Md. | Appalachian State

PTS | REB | FG% | MIN
 0.4 | 0.6 | 16.7% | 3.2

Personal Highs

	Sea	Car
Points	2	3
Field Goals	1	1
3-Point Field Goals		1
Free Throws Made		
Rebounds	3	3
Assists		1
Blocked Shots		1
Steals	4	4
Minutes	8	10

#15 GRAY, Mariah

Opponent	Date	GS	MIN	Total		3-Pointers		Free throws		Rebounds				PF	A	T/O	BLK	STL	PTS	AVG	
				FG-FGA	PCT	3FG-3FGA	PCT	FT-FTA	PCT	OFF	DEF	TOT	AVG								
at San Diego	11/11/2019		00:02	0-0	.000	0-0	.000	0-0	.000	0	0	0	0.0	0	0	0	0	0	0	0.0	
vs Iowa	11/28/2019		03:00	0-1	.000	0-0	.000	0-0	.000	0	0	0	0.0	0	0	1	0	0	0	0.0	
at Rutgers	12/08/2019		04:36	0-1	.000	0-1	.000	0-0	.000	0	0	0	0.0	0	0	0	0	0	0	0.0	
Elon	01/03/2020		00:59	0-1	.000	0-1	.000	0-0	.000	0	0	0	0.0	0	0	0	0	0	0	0.0	
Chestnut Hill	01/08/2020		08:27	1-3	.333	0-1	.000	0-0	.000	2	1	3	0.6	0	0	2	0	4	2	0.4	
at Col. of Charleston	01/17/2020		01:00	0-1	.000	0-0	.000	0-0	.000	1	1	2	0.8	0	0	0	0	0	0	0.3	
at UNCW	01/19/2020		02:46	0-1	.000	0-0	.000	0-0	.000	2	1	3	1.1	2	0	2	0	0	0	0.3	
Northeastern	01/24/2020		03:17	1-2	.500	0-1	.000	0-0	.000	1	0	1	1.1	0	0	0	0	0	2	0.5	
Hofstra	01/26/2020		01:08	0-0	.000	0-0	.000	0-0	.000	0	0	0	1.0	1	1	0	0	0	0	0.4	
at Drexel	01/31/2020		00:49	0-0	.000	0-0	.000	0-0	.000	0	0	0	0.9	0	0	0	0	0	0	0.4	
at Delaware	02/02/2020		00:58	0-0	.000	0-0	.000	0-0	.000	0	0	0	0.8	1	0	1	0	0	0	0.4	
at James Madison	02/09/2020		03:13	0-0	.000	0-0	.000	2-4	.500	0	0	0	0.8	0	0	0	0	0	2	0.5	
Totals			0	30:15	2-10	.200	0-4	.000	2-4	.500	6	3	9	0.8	4	1	6	0	4	6	0.5

Player Averages

Games Played	Minutes/game	Points/game	FG Pct	3FG Pct	FT Pct	Rebounds/game	Assists/game	Turnovers/game	Assist/Turnover ratio	Steals/game	Blocks/game
12	2.5	0.5	20.0	0.0	50.0	0.8	0.1	0.5	0.2	0.3	0.0



20 MYKA JOHNSON-MATTHEWS

5-8 - Gr. - G
Upper Marlboro, Md. | Bishop McNamara/FIU

PTS | REB | FG% | MIN
2.1 | 0.8 | 30.3% | 10.3

Personal Highs

	Sea	Car
Points	7	25
Field Goals	3	8
3-Point Field Goals	1	4
Free Throws Made	2	8
Rebounds	2	6
Assists	2	5
Blocked Shots	0	1
Steals	2	4
Minutes	16	43

#20 JOHNSON-MATTHEWS, Myka

Opponent	Date	GS	MIN	Total		3-Pointers		Free throws		Rebounds				PF	A	T/O	BLK	STL	PTS	AVG
				FG-FGA	PCT	3FG-3FGA	PCT	FT-FTA	PCT	OFF	DEF	TOT	AVG							
Penn St.	11/05/2019		10:51	2-4	.500	0-0	.000	0-0	.000	0	0	0	0.0	1	1	1	0	1	4	4.0
at San Diego St.	11/09/2019		16:43	3-8	.375	1-4	.250	0-0	.000	0	1	1	0.5	1	2	0	0	0	7	5.5
at San Diego	11/11/2019		10:08	0-1	.000	0-1	.000	0-0	.000	1	1	2	1.0	2	0	1	0	1	0	3.7
Mount St. Mary's	11/16/2019		07:36	0-2	.000	0-2	.000	0-0	.000	0	0	0	0.8	0	0	0	0	0	0	2.8
American	11/24/2019		05:02	1-2	.500	0-1	.000	1-2	.500	0	0	0	0.6	0	0	2	0	0	3	2.8
vs Iowa	11/28/2019		06:00	1-3	.333	0-1	.000	0-0	.000	0	1	1	0.7	0	0	0	0	0	2	2.7
vs Iona	11/29/2019		13:00	0-0	.000	0-0	.000	2-4	.500	1	1	2	0.9	1	0	0	0	0	2	2.6
Temple	12/04/2019		02:12	0-1	.000	0-0	.000	0-0	.000	0	0	0	0.8	0	0	0	0	0	0	2.3
at Rutgers	12/08/2019		04:11	0-0	.000	0-0	.000	0-0	.000	0	1	1	0.8	0	0	0	0	0	0	2.0
Marshall	12/21/2019		24:58	2-5	.400	1-2	.500	0-0	.000	1	1	2	0.9	1	0	1	0	0	5	2.3
Elon	01/03/2020		10:24	0-3	.000	0-1	.000	0-0	.000	0	0	0	0.8	0	0	0	0	0	0	2.1
William & Mary	01/05/2020		08:21	1-1	1.000	0-0	.000	0-0	.000	0	1	1	0.8	0	0	0	0	0	2	2.1
Chestnut Hill	01/08/2020		13:35	0-3	.000	0-0	.000	2-2	1.000	0	0	0	0.8	1	0	0	0	1	2	2.1
James Madison	01/12/2020		01:45	0-0	.000	0-0	.000	0-0	.000	0	0	0	0.7	0	0	0	0	0	0	1.9
at Col. of Charleston	01/17/2020		01:00	0-0	.000	0-0	.000	0-0	.000	0	0	0	0.7	0	0	0	0	0	0	1.8
at UNCW	01/19/2020		05:07	0-1	.000	0-0	.000	0-0	.000	0	0	0	0.6	0	0	1	0	0	0	1.7
Northeastern	01/24/2020		14:42	2-5	.400	0-0	.000	1-1	1.000	0	1	1	0.6	2	0	1	0	0	5	1.9
Hofstra	01/26/2020		14:00	1-4	.250	0-2	.000	0-0	.000	1	1	2	0.7	0	2	0	0	1	2	1.9
at Drexel	01/31/2020		09:42	0-2	.000	0-1	.000	0-0	.000	1	0	1	0.7	0	1	0	0	0	0	1.8
at Delaware	02/02/2020		03:27	0-0	.000	0-0	.000	0-0	.000	0	0	0	0.7	0	0	0	0	0	0	1.7
at James Madison	02/09/2020		06:21	0-2	.000	0-2	.000	0-0	.000	1	0	1	0.7	0	0	1	0	0	0	1.6
Totals		0	189:05	13-47	.277	2-17	.118	6-9	.667	6	9	15	0.7	9	6	8	0	4	34	1.6

Player Averages

Games Played	Minutes/game	Points/game	FG Pct	3FG Pct	FT Pct	Rebounds/game	Assists/game	Turnovers/game	Assist/Turnover ratio	Steals/game	Blocks/game
21	9.0	1.6	27.7	11.8	66.7	0.7	0.3	0.4	0.8	0.2	0.0



21 KIONNA JETER

5-8 - R-Jr. -Guard
Spartanburg, S.C. | Spartanburg/Gulf Coast State

PTS | REB | FG% | MIN
18.0 | 6.5 | 37.0% | 31.6

Career Highs

	Sea	Car
Points	31	35*
Field Goals	11	14*
3-Point Field Goals	4	7
Free Throws Made	8	8
Rebounds	14	13
Assists	7	7
Blocked Shots	0	2
Steals	6	8*
Minutes	39	40

*= previous school

#21 JETER, Kionna

Opponent	Date	GS	MIN	Total		3-Pointers		Free throws		Rebounds				PF	A	T/O	BLK	STL	PTS	AVG
				FG-FGA	PCT	3FG-3FGA	PCT	FT-FTA	PCT	OFF	DEF	TOT	AVG							
Penn St.	11/05/2019	*	24:30	7-23	.304	1-7	.143	3-5	.600	4	1	5	5.0	4	1	3	0	3	18	18.0
at San Diego St.	11/09/2019	*	25:43	7-18	.389	1-6	.167	0-1	.000	4	4	8	6.5	3	3	2	0	1	15	16.5
at San Diego	11/11/2019	*	33:56	6-16	.375	2-4	.500	3-4	.750	3	6	9	7.3	4	7	3	0	1	17	16.7
Mount St. Mary's	11/16/2019	*	31:57	5-17	.294	1-7	.143	4-4	1.000	2	3	5	6.8	1	3	4	0	4	15	16.3
American	11/24/2019	*	34:28	6-16	.375	4-8	.500	0-0	.000	1	4	5	6.4	0	1	3	0	5	16	16.2
vs Iowa	11/28/2019	*	25:00	5-11	.455	2-5	.400	0-0	.000	0	1	1	5.5	3	2	0	0	1	12	15.5
vs Iona	11/29/2019	*	32:00	11-22	.500	1-5	.200	8-8	1.000	3	6	9	6.0	2	3	5	0	6	31	17.7
Temple	12/04/2019	*	37:48	7-24	.292	1-7	.143	4-4	1.000	6	8	14	7.0	4	0	2	0	4	19	17.9
at Rutgers	12/08/2019	*	37:19	8-21	.381	4-9	.444	3-4	.750	2	5	7	7.0	1	3	2	0	8	23	18.4
Marshall	12/21/2019	*	35:09	4-15	.267	3-10	.300	4-4	1.000	2	5	7	7.0	3	0	4	0	2	15	18.1
Elon	01/03/2020	*	38:08	7-18	.389	3-6	.500	4-4	1.000	2	4	6	6.9	1	1	1	0	4	21	18.4
William & Mary	01/05/2020	*	32:12	7-16	.438	1-3	.333	4-5	.800	1	3	4	6.7	3	3	3	0	2	19	18.4
Chestnut Hill	01/08/2020	*	22:40	4-10	.400	2-4	.500	3-4	.750	2	3	5	6.5	1	4	0	0	1	13	18.0
James Madison	01/12/2020	*	38:21	9-18	.500	2-3	.667	7-8	.875	2	5	7	6.6	2	6	1	0	2	27	18.6
at Col. of Charleston	01/17/2020	*	32:00	7-16	.438	3-5	.600	5-6	.833	1	3	4	6.4	2	1	3	0	2	22	18.9
at UNCW	01/19/2020	*	36:39	8-19	.421	5-13	.385	0-0	.000	3	5	8	6.5	4	2	4	0	1	21	19.0
Northeastern	01/24/2020	*	36:35	6-17	.353	1-6	.167	3-4	.750	1	6	7	6.5	3	5	4	1	4	16	18.8
Hofstra	01/26/2020	*	38:47	9-21	.429	3-11	.273	0-1	.000	1	7	8	6.6	1	1	1	0	3	21	18.9
at Drexel	01/31/2020	*	40:00	5-15	.333	1-9	.111	2-2	1.000	1	6	7	6.6	1	2	2	0	4	13	18.6
at Delaware	02/02/2020	*	37:04	10-21	.476	5-9	.556	3-4	.750	2	6	8	6.7	3	1	4	0	5	28	19.1
at James Madison	02/09/2020	*	30:14	2-13	.154	2-5	.400	2-2	1.000	4	4	8	6.8	1	2	1	1	3	8	18.6
Totals		20	700:29	140-367	.381	48-142	.338	62-74	.838	47	95	142	6.8	47	51	52	2	66	390	18.6

Player Averages

Games Played	Minutes/game	Points/game	FG Pct	3FG Pct	FT Pct	Rebounds/game	Assists/game	Turnovers/game	Assist/Turnover ratio	Steals/game	Blocks/game
21	33.4	18.6	38.1	33.8	83.8	6.8	2.4	2.5	1.0	3.1	0.1



22

**LAKAITLIN
WRIGHT**

6-3 - Jr. - Center
Alamo, Ga. | Wheeler County/Mercer

PTS | REB | FG% | MIN
5.7 | 2.0 | 61.5% | 11.7

Personal Highs

	Sea	Car
Points	9	9
Field Goals	4	4
3-Point Field Goals		
Free Throws Made	2	5*
Rebounds	7	10*
Assists	1	1
Blocked Shots	3	3
Steals		2*
Minutes	18	18

*= previous school

#22 WRIGHT, LaKaitlin

Opponent	Date	GS	MIN	Total		3-Pointers		Free throws		Rebounds				PF	A	T/O	BLK	STL	PTS	AVG
				FG-FGA	PCT	3FG-3FGA	PCT	FT-FTA	PCT	OFF	DEF	TOT	AVG							
at San Diego St.	11/09/2019		15:44	4-4	1.000	0-0	.000	0-0	.000	1	1	2	2.0	4	0	1	0	0	8	8.0
at San Diego	11/11/2019		07:04	0-1	.000	0-0	.000	0-0	.000	0	1	1	1.5	2	0	0	1	0	0	4.0
Temple	12/04/2019		10:59	4-8	.500	0-0	.000	1-2	.500	1	2	3	2.0	5	0	1	2	0	9	5.7
at Rutgers	12/08/2019		07:49	0-1	.000	0-0	.000	0-0	.000	0	0	0	1.5	5	0	3	0	0	0	4.3
Marshall	12/21/2019		10:31	0-3	.000	0-0	.000	2-4	.500	1	4	5	2.2	3	0	0	2	0	2	3.8
Elon	01/03/2020	*	16:46	0-1	.000	0-0	.000	0-0	.000	1	6	7	3.0	2	1	2	1	0	0	3.2
William & Mary	01/05/2020	*	19:28	3-5	.600	0-0	.000	2-2	1.000	2	2	4	3.1	4	0	0	0	0	8	3.9
Chestnut Hill	01/08/2020	*	14:30	2-6	.333	0-0	.000	1-2	.500	1	4	5	3.4	2	0	2	3	1	5	4.0
James Madison	01/12/2020	*	21:12	3-4	.750	0-0	.000	1-2	.500	4	0	4	3.4	4	3	1	1	0	7	4.3
at Col. of Charleston	01/17/2020	*	21:00	0-2	.000	0-0	.000	2-2	1.000	2	5	7	3.8	4	1	6	3	0	2	4.1
at UNCW	01/19/2020	*	17:22	1-2	.500	0-0	.000	0-0	.000	1	6	7	4.1	3	0	4	1	0	2	3.9
Northeastern	01/24/2020	*	18:28	1-1	1.000	0-0	.000	0-0	.000	1	2	3	4.0	5	1	1	1	0	2	3.8
Hofstra	01/26/2020	*	25:32	0-1	.000	0-0	.000	1-2	.500	1	4	5	4.1	3	1	2	2	1	1	3.5
at Drexel	01/31/2020	*	12:11	1-1	1.000	0-0	.000	0-0	.000	0	1	1	3.9	1	1	0	1	0	2	3.4
at Delaware	02/02/2020	*	14:20	0-0	.000	0-0	.000	0-0	.000	2	1	3	3.8	3	1	2	0	0	0	3.2
at James Madison	02/09/2020	*	10:30	0-2	.000	0-0	.000	0-2	.000	0	1	1	3.6	1	0	0	0	0	0	3.0
Totals			11 243:25	19-42	.452	0-0	.000	10-18	.556	18	40	58	3.6	51	9	25	18	2	48	3.0

Player Averages

Games Played	Minutes/ game	Points/ game	FG Pct	3FG Pct	FT Pct	Rebounds/ game	Assists/ game	Turnovers/ game	Assist/Turnover ratio	Steals/ game	Blocks/ game
16	15.2	3.0	45.2	0.0	55.6	3.6	0.6	1.6	0.4	0.1	1.1



23 SHAVONNE SMITH

5-11 - Fr. - Guard
 Pemberton Township, N.J. | Pemberton Township

PTS | REB | FG% | MIN

3.2 | 1.6 | 38.1% | 14.1

Personal Highs

	Sea	Car
Points	16	16
Field Goals	6	6
3-Point Field Goals	1	1
Free Throws Made	3	3
Rebounds	5	5
Assists	1	1
Blocked Shots	2	2
Steals	1	1
Minutes	22	22

#23 SMITH, Shavonne

Opponent	Date	GS	MIN	Total		3-Pointers		Free throws		Rebounds				PF	A	T/O	BLK	STL	PTS	AVG
				FG-FGA	PCT	3FG-3FGA	PCT	FT-FTA	PCT	OFF	DEF	TOT	AVG							
Penn St.	11/05/2019		15:39	1-4	.250	0-1	.000	0-2	.000	4	1	5	5.0	3	0	3	0	0	2	2.0
at San Diego St.	11/09/2019		09:47	1-3	.333	0-0	.000	1-2	.500	0	2	2	3.5	0	0	0	0	0	3	2.5
at San Diego	11/11/2019		05:22	0-1	.000	0-0	.000	0-0	.000	0	0	0	2.3	3	0	0	0	0	0	1.7
Mount St. Mary's	11/16/2019		11:18	0-3	.000	0-0	.000	2-2	1.000	0	0	0	1.8	3	0	1	0	0	2	1.8
American	11/24/2019		18:03	0-4	.000	0-1	.000	0-0	.000	1	0	1	1.6	1	0	0	0	1	0	1.4
vs Iowa	11/28/2019		14:00	3-4	.750	0-0	.000	3-3	1.000	2	0	2	1.7	0	0	1	0	0	9	2.7
vs Iona	11/29/2019		16:00	0-1	.000	0-0	.000	0-0	.000	0	0	0	1.4	2	0	0	2	0	0	2.3
Temple	12/04/2019		22:00	1-4	.250	0-0	.000	0-2	.000	1	1	2	1.5	2	0	0	0	0	2	2.3
at Rutgers	12/08/2019		13:48	1-3	.333	0-0	.000	0-0	.000	1	1	2	1.6	2	0	1	0	0	2	2.2
Marshall	12/21/2019		07:36	1-1	1.000	0-0	.000	0-0	.000	1	0	1	1.5	0	0	0	0	0	2	2.2
Elon	01/03/2020		15:14	2-3	.667	0-0	.000	0-0	.000	1	0	1	1.5	1	0	1	1	0	4	2.4
William & Mary	01/05/2020		11:23	0-0	.000	0-0	.000	0-0	.000	0	0	0	1.3	1	0	0	0	1	0	2.2
Chestnut Hill	01/08/2020		18:04	6-10	.600	1-1	1.000	3-4	.750	2	3	5	1.6	0	1	2	0	1	16	3.2
James Madison	01/12/2020		08:17	1-4	.250	0-0	.000	0-0	.000	1	1	2	1.6	0	1	0	1	1	2	3.1
at Col. of Charleston	01/17/2020		13:00	3-3	1.000	0-0	.000	0-1	.000	2	1	3	1.7	2	0	0	0	1	6	3.3
at UNCW	01/19/2020		22:13	2-4	.500	0-0	.000	2-2	1.000	1	2	3	1.8	2	0	0	0	0	6	3.5
Northeastern	01/24/2020		26:12	3-8	.375	0-2	.000	2-2	1.000	3	2	5	2.0	2	0	0	0	0	8	3.8
Hofstra	01/26/2020		13:06	1-6	.167	0-1	.000	0-2	.000	2	1	3	2.1	2	1	0	0	1	2	3.7
at Drexel	01/31/2020		22:06	0-1	.000	0-0	.000	1-2	.500	3	3	6	2.3	1	2	1	0	0	1	3.5
at Delaware	02/02/2020		14:36	1-3	.333	0-0	.000	0-0	.000	1	1	2	2.3	2	0	1	0	0	2	3.5
at James Madison	02/09/2020		14:33	0-3	.000	0-0	.000	0-0	.000	1	2	3	2.3	2	0	2	0	1	0	3.3
Totals		0	312:17	27-73	.370	1-6	.167	14-24	.583	27	21	48	2.3	31	5	13	4	7	69	3.3

Player Averages

Games Played	Minutes/game	Points/game	FG Pct	3FG Pct	FT Pct	Rebounds/game	Assists/game	Turnovers/game	Assist/Turnover ratio	Steals/game	Blocks/game
21	14.9	3.3	37.0	16.7	58.3	2.3	0.2	0.6	0.4	0.3	0.2



24 TESS BORGOSZ

6-4 - So. - Forward
Buffalo, N.Y. | Depew

PTS | REB | FG% | MIN
1.3 | 4.5 | 27.3% | 12.4

Personal Highs

	Sea	Car
Points	4	6
Field Goals	2	2
3-Point Field Goals		
Free Throws Made	1	4
Rebounds	9	9
Assists		1
Blocked Shots	3	4
Steals	2	2
Minutes	27	13

#24 BORGOSZ, Tess

Opponent	Date	GS	MIN	Total		3-Pointers		Free throws		Rebounds				Other							
				FG-FGA	PCT	3FG-3FGA	PCT	FT-FTA	PCT	OFF	DEF	TOT	AVG	PF	A	T/O	BLK	STL	PTS	AVG	
Penn St.	11/05/2019	*	26:24	0-1	.000	0-0	.000	0-2	.000	1	8	9	9.0	3	0	1	3	1	0	0.0	
at San Diego St.	11/09/2019	*	17:56	0-1	.000	0-0	.000	1-2	.500	3	3	6	7.5	3	0	1	2	0	1	0.5	
at San Diego	11/11/2019	*	11:22	0-0	.000	0-0	.000	0-0	.000	0	2	2	5.7	1	0	2	2	1	0	0.3	
Mount St. Mary's	11/16/2019	*	12:02	1-1	1.000	0-0	.000	0-0	.000	1	2	3	5.0	4	0	0	0	1	2	0.8	
American	11/24/2019	*	09:53	1-2	.500	0-0	.000	0-0	.000	4	1	5	5.0	1	0	0	0	0	2	1.0	
vs Iowa	11/28/2019	*	19:00	0-4	.000	0-1	.000	0-0	.000	1	3	4	4.8	4	0	0	0	0	0	0.8	
vs Iona	11/29/2019	*	14:00	2-3	.667	0-0	.000	0-0	.000	0	2	2	4.4	2	0	1	0	0	4	1.3	
Temple	12/04/2019	*	10:14	0-2	.000	0-0	.000	1-2	.500	3	1	4	4.4	2	0	3	0	0	1	1.3	
at Rutgers	12/08/2019	*	25:12	1-3	.333	0-1	.000	0-0	.000	2	2	4	4.3	4	0	2	0	2	2	1.3	
Marshall	12/21/2019	*	05:43	0-3	.000	0-0	.000	0-0	.000	3	1	4	4.3	1	0	2	0	0	0	1.2	
Chestnut Hill	01/08/2020		10:28	1-2	.500	0-0	.000	0-0	.000	3	3	6	4.5	3	0	2	0	0	2	1.3	
James Madison	01/12/2020		19:03	0-3	.000	0-0	.000	0-0	.000	0	0	0	4.1	2	0	2	0	1	0	1.2	
at Col. of Charleston	01/17/2020		16:00	1-1	1.000	0-0	.000	2-4	.500	3	3	6	4.2	0	1	0	0	0	4	1.4	
at UNCW	01/19/2020		06:11	0-0	.000	0-0	.000	0-0	.000	1	1	2	4.1	0	1	3	1	1	0	1.3	
at Delaware	02/02/2020		14:34	0-1	.000	0-0	.000	0-0	.000	0	2	2	3.9	2	0	0	1	0	0	1.2	
at James Madison	02/09/2020		15:47	1-4	.250	0-0	.000	0-0	.000	2	2	4	3.9	2	1	1	0	0	2	1.3	
Totals			10	233:50	8-31	.258	0-2	.000	4-10	.400	27	36	63	3.9	34	3	20	9	7	20	1.3

Player Averages

Games Played	Minutes/ game	Points/ game	FG Pct	3FG Pct	FT Pct	Rebounds/ game	Assists/ game	Turnovers/ game	Assist/Turnover ratio	Steals/ game	Blocks/ game
16	14.6	1.3	25.8	0.0	40.0	3.9	0.2	1.3	0.2	0.4	0.6



32 RYAN HOLDER

5-11 - Jr. - Guard
 Baltimore, Md. | Harford CC
PTS | REB | FG% | MIN
 4.9 | 4.3 | 45.6% | 25.6

Personal Highs

	Sea	Car
Points	8	22*
Field Goals	4	8*
3-Point Field Goals	1	2*
Free Throws Made	3	10*
Rebounds	6	18*
Assists	3	7*
Blocked Shots	5	7*
Steals	2	7*
Minutes	33	40*

*= previous school

#32 HOLDER, Ryan

Opponent	Date	GS	MIN	Total		3-Pointers		Free throws		Rebounds				PF	A	T/O	BLK	STL	PTS	AVG	
				FG-FGA	PCT	3FG-3FGA	PCT	FT-FTA	PCT	OFF	DEF	TOT	AVG								
Penn St.	11/05/2019	*	20:28	3-4	.750	0-0	.000	0-0	.000	0	3	3	3.0	5	0	3	0	1	6	6.0	
at San Diego St.	11/09/2019	*	30:47	2-8	.250	1-2	.500	2-2	1.000	2	3	5	4.0	1	3	3	2	2	7	6.5	
at San Diego	11/11/2019	*	25:35	4-6	.667	0-1	.000	0-3	.000	1	3	4	4.0	4	0	3	0	2	8	7.0	
Mount St. Mary's	11/16/2019		27:32	2-4	.500	0-0	.000	1-2	.500	1	5	6	4.5	2	0	3	3	2	5	6.5	
American	11/24/2019		20:47	1-1	1.000	0-0	.000	0-0	.000	2	3	5	4.6	5	0	0	1	1	2	5.6	
vs Iowa	11/28/2019		20:00	2-7	.286	0-1	.000	3-6	.500	3	0	3	4.3	2	0	0	1	2	7	5.8	
vs Iona	11/29/2019	*	32:00	1-2	.500	0-0	.000	1-4	.250	2	4	6	4.6	1	0	4	0	0	3	5.4	
Temple	12/04/2019		30:22	4-7	.571	0-0	.000	0-0	.000	4	2	6	4.8	2	0	1	0	0	8	5.8	
at Rutgers	12/08/2019	*	25:59	1-5	.200	0-1	.000	1-2	.500	1	2	3	4.6	5	0	1	1	0	3	5.4	
Marshall	12/21/2019	*	32:41	0-4	.000	0-1	.000	1-2	.500	1	3	4	4.5	2	0	1	5	0	1	5.0	
Elon	01/03/2020	*	27:33	3-4	.750	0-0	.000	1-2	.500	1	2	3	4.4	5	0	1	2	0	7	5.2	
William & Mary	01/05/2020	*	29:22	3-4	.750	0-0	.000	0-0	.000	0	5	5	4.4	3	0	1	2	0	6	5.3	
Chestnut Hill	01/08/2020	*	10:13	0-1	.000	0-0	.000	1-2	.500	2	1	3	4.3	3	0	0	1	0	1	4.9	
James Madison	01/12/2020	*	22:35	4-8	.500	0-0	.000	1-2	.500	2	3	5	4.4	1	1	0	0	1	9	5.2	
at Col. of Charleston	01/17/2020	*	20:00	2-4	.500	0-1	.000	0-0	.000	2	3	5	4.4	1	2	1	4	0	4	5.1	
at UNCW	01/19/2020	*	29:50	2-3	.667	0-0	.000	0-0	.000	1	3	4	4.4	2	1	1	4	0	4	5.1	
Northeastern	01/24/2020	*	31:30	3-4	.750	0-0	.000	2-4	.500	2	2	4	4.4	4	1	0	0	2	8	5.2	
Hofstra	01/26/2020	*	22:48	5-7	.714	0-0	.000	2-2	1.000	4	0	4	4.3	3	1	1	3	2	12	5.6	
at Drexel	01/31/2020	*	37:03	3-6	.500	0-0	.000	2-4	.500	1	1	2	4.2	3	0	3	2	0	8	5.7	
at Delaware	02/02/2020	*	34:18	2-5	.400	0-0	.000	3-5	.600	0	7	7	4.4	3	2	2	2	0	7	5.8	
at James Madison	02/09/2020	*	24:37	1-6	.167	0-0	.000	0-0	.000	0	0	0	4.1	4	0	1	1	0	2	5.6	
Totals			17	556:01	48-100	.480	1-7	.143	21-42	.500	32	55	87	4.1	61	11	30	34	15	118	5.6

Player Averages

Games Played	Minutes/game	Points/game	FG Pct	3FG Pct	FT Pct	Rebounds/game	Assists/game	Turnovers/game	Assist/Turnover ratio	Steals/game	Blocks/game
21	26.5	5.6	48.0	14.3	50.0	4.1	0.5	1.4	0.4	0.7	1.6

TV/RADIO CHART



1 Nukiya
MAYO
G | 6-3 | Sr.



2 Mya
JONES
G | 5-11 | So.



3 Maggie
SHARP
G | 5-5 | Fr.



5 Rayna
BARBOUR
G | 5-3 | Jr.



11 Q.
MURRAY
G | 5-9 | R-Sr.



12 Jennifer
DAVIS
G | 5-5 | So.



13 Wiebke "Tilly"
SHWARTZ
C | 6-6 | Jr.



15 Mariah
GRAY
G | 5-7 | Sr.



20 Myka
JOHNSON-MATTHEWS
G | 5-8 | Gr.



21 Kionna
JETER
G | 5-8 | R-Jr.



22 LaKaitlin
WRIGHT
C | 6-3 | Jr.



23 Shavonne
SMITH
G | 5-11 | So.



24 Tess
BORGOSZ
F | 6-4 | Jr.



25 Khyra
WILLIAMS
F | 6-1 | Fr.



32 Ryan
HOLDER
G | 5-11 | Jr.



35 Bianca
GLOVER
F | 6-2 | Fr.



Diane
RICHARDSON
HEAD COACH



Zach
KANCHER
ASSOCIATE HEAD COACH &
RECRUITING COORDINATOR



E.C.
HILL
ASSISTANT COACH



Cheyenne
CURLEY
ASSISTANT COACH