



2018 TOWSON FOOTBALL

Football Contact: Dave Vatz • O: 410-704-3102 • C: 518-391-5165 • Email: dvatz@towson.edu
Towson Media Relations, Unitas Stadium, 8000 York Road, Towson, MD 21252 • www.TowsonTigers.com

2018 SCHEDULE

Date	Opponent	Time/Result
Sept. 1	Morgan State MeTV/SPORTS Fever TV/ESPN+	W 36-10
Sept. 8	at Wake Forest ACC Network Extra	L 20-51
Sept. 15	at Villanova* Fox Sports Go/Fox College Sports	W 45-35
Sept. 29	The Citadel CAA.tv	W 44-27
Oct. 6	Stony Brook* College Sports Live/CBS Digital	W 52-28
Oct. 13	William & Mary* CAA.tv	W, 29-13
Oct. 20	at UAlbany* CAA.tv	W, 56-28
Oct. 27	at Delaware* Fox Sports Go/Fox College Sports	L, 36-40
Nov. 3	Maine* College Sports Live/CBS Digital	4 p.m.
Nov. 10	at Elon*	12 p.m.
Nov. 17	James Madison* College Sports Live/CBS Digital	2 p.m.

* - CAA conference game
All times are Eastern

FOLLOW THE TIGERS

Radio _____ CBS Sports Radio 1300
Play-by-Play _____ Spiro Morekas
Color Analyst _____ Gordy Combs

Internet Audio _____ TowsonTigers.com
Live Stats _____ TowsonTigers.com

Social Media

Facebook _____ Facebook.com/TowsonFootball
Twitter _____ @Towson_FB, @TowsonTigers
Instagram _____ Instagram.com/Towson_FB
YouTube _____ YouTube.com/TheTowsonTigers

GAME 9 - 2018 SEASON

#15/15 TOWSON



6-2, 4-1 CAA

#23/RV MAINE



5-3, 4-1 CAA

Nov. 3 • 4 p.m. • Johnny Unitas® Stadium • Towson, Md.

GAMEDAY CENTRAL

Stadium _____ Johnny Unitas® Stadium
Capacity _____ 11,198
Surface _____ FieldTurf
Kickoff _____ 4 p.m.
Television _____ CBS Sports Live/CBS Digital
_____ Scott Sudikoff (PxP) and Brandon Noble (Analyst)
Radio _____ CBS Sports Radio 1300
_____ Spiro Morekas (PxP) and Gordy Combs (Analyst)
Internet _____ www.TowsonTigers.com
Series Record _____ Maine leads 7-6

MATCHUP AT A GLANCE

Towson University _____ vs. _____ University of Maine
Towson, Maryland _____ Location _____ Orono, Maine
1866 _____ Founded _____ 1862
22,284 _____ Enrollment _____ 11,240
Colonial Athletic Association _____ Conference _____ Colonial Athletic Association (football)
Johnny Unitas® Stadium _____ Stadium _____ Alford Stadium
Tim Leonard _____ Athletics Director _____ Ken Ralph
1969 _____ First Year of Football _____ 1892
278-251-4 _____ All-Time Record _____ 531-505-38
Rob Ambrose, 10th season _____ Head Coach _____ Joe Harasymiak, 3rd season
58-56 _____ Record at School _____ 15-14
61-63 _____ Career Record _____ Same
5-6, 3-5 CAA _____ 2017 Team Record _____ 4-6, 3-5 CAA

STORY LINES

► A top-25 matchup is the main event for the 2018 Towson Homecoming as the #15 Tigers host #23/RV Maine in a battle of two teams tied atop the CAA standings on Saturday, Nov. 3 at 4 p.m.

► Towson had its five-game win streak snapped last Saturday after a narrow 40-36 defeat at #21 Delaware, coming in a 6-2 overall and 4-1 in the CAA. Maine returned to the win column last weekend with a 28-9 home win over UAlbany to stand 5-3 overall and 4-1 in the CAA. Towson and Maine are tied for first in the CAA along with Delaware and James Madison.

► Towson and Maine will meet for the 16th time and first time since 2015. Last time, Towson edged out Maine 10-7 in Orono on Nov. 17, 2015, the third win in the last four contests for the Tigers against the Black Bears. All-time, Maine leads the series 7-6.

► Towson is celebrating its 50th year of football in 2018. Towson established its first team in 1969, winning 278 games since its beginning under four total head coaches. In its history, Towson has two national runner-up finishes (1976, 2013), two CAA titles (2011, 2012) and 11 seasons, across Division III, II and I-AA (FCS), finishing in the top-26 nationally.

MEDIA INFORMATION

Sunday - 28	Monday - 29	Tuesday - 30	Wednesday - 31	Thursday - 1	Friday - 2	Saturday - 3
Off Day No availability	Practice 10:15 a.m. No availability Coach Ambrose CAA Teleconference 12-12:10 p.m.	Practice 10:15 a.m. Players and Coaches available after practice	Practice 10:45 a.m. Players and Coaches available after practice	Off No availability	Practice 10:30 a.m. No availability	@ Delaware 3:30 p.m. Players and Coaches available after game

Football Information

Offensive Formation _____ Pro-style, Hurry-up
 Defensive Formation _____ Multiple
 2017 Overall Record _____ 5-6
 2017 Conference Record _____ 3-5
 2017 Conference Finish _____ t-7th
 Offensive Starters Returning/Lost _____ 9/2
 Defensive Starters Returning/Lost _____ 6/5
 First Varsity Season _____ 1969
 Seasons/Winning Seasons _____ 49/24
 Overall Record _____ 278-251-4 (.525)
 All-Time Playoff Record _____ 6-6
 CAA Titles _____ 2
 _____ 2011, 2012
 NCAA Playoff Appearances _____ 6
 _____ 1976, 1983, 1984, 1986, 2011, 2013

Stadium Information

Stadium Name _____ Johnny Unitas® Stadium
 Field _____ FieldTurf Revolution
 Capacity _____ 11,198
 First Year _____ 1978
 First Game _____ Sept. 9, 1978 (Towson 37, Mansfield 6)
 Largest Crowd _____ 11,196 Dec. 3, 2011 (Lehigh 40, Towson 38 - FCS Playoffs)
 Record at Stadium _____ 133-80-2

Towson Coaches and Staff

Head Coach _____ Rob Ambrose (10th season)
 Overall Head Coaching Record _____ 61-63
 Overall Record at Towson _____ 58-56
 Offensive Coordinator, Quarterbacks _____ Jared Ambrose
 Defensive Coordinator, Outside Linebackers _____ Lyndon Johnson
 Special Teams Coordinator, Safeties _____ Joe Tricario
 Wide Receivers _____ Justin Harper
 Tight Ends _____ Tyree Foreman
 Defensive Line _____ Konstantinos Kosmakos
 Cornerbacks _____ Scott Lakatos
 Inside Linebackers _____ Collin Bauer
 Running Backs _____ Scott Van Zile
 Director of Football Operations _____ Lance Yaniger
 Video Coordinator _____ Leigha Presley
 Strength & Conditioning Coach _____ Justin Lima
 Director of Sports Medicine _____ Nathan Wilder
 Head Athletic Trainer _____ Ariko Iso
 Athletic Trainer _____ Alex Miller
 Academic Advisor _____ Elysa Newman
 Equipment Manager _____ Justin Hupp
 Administrative Assistant _____ Susan Becker
 Director of Media Relations/FB Media Contact _____ Dave Vatz

Daily Media Availability

Monday: Coach Ambrose will be available during the CAA conference call. His weekly time slot is 12:00-12:10 p.m. Media members are encouraged to call in with questions by dialing 877-805-0692 and requesting the CAA Football teleconference.

Tuesday: Coach Ambrose, assistant coaches and players will be available at the conclusion of practice.

Wednesday: Coach Ambrose, assistant coaches and players will be available at the conclusion of practice.

Thursday: Coach Ambrose will be available on a case-by-case basis. Please contact the media relations office to put in a request. No players will be available after Wednesday.

Friday and Sunday: No Availability.

Saturday: Post-game availability only. Members of the Towson Athletics Media Relations staff will escort media representatives to the appropriate areas following the conclusion of the game. The Towson locker room, home and away, is closed to the media at all times.

Coach Ambrose and selected Tiger players will be brought to the designated interview area. At home games, that area is the Field View Room on the top floor of the Field House.

After a 10-minute cooling off period, the visiting team coaches and players will appear in the interview room. After the visiting team finishes, Coach Ambrose and selected players will appear in the interview room.

We ask the media to please say what outlet they are with before asking questions.

No Towson first-year freshmen will be made available.

At the midway point of the fourth quarter, interview requests will be collected.

Interviews after games on the road will be conducted based on the post-game policy of that institution.

Practice Procedures

Covering Practice: Practices are generally open to the media. Please contact Dave Vatz no later than the day before you would like to attend practice. Vatz will provide parking information. Coach Ambrose reserves the right to close practice at any time.

Note: Player or coach interviews must not conflict with classes, meetings, training room treatments or other team obligations.

Did You Know?

Towson University is the only program in NCAA history to make the playoffs at the Division III, Division II and Division I levels.

Towson Notches Top-10 Victory at Villanova...

With Towson's 45-35 win over #10 Villanova on September 15th, the Tigers earned their first victory over a top-10 opponent since December 21, 2013, when the team defeated #3 Eastern Washington on the road in the FCS Playoffs.

Down 14-0 after 5:01 of play, Towson rallied for 35 straight points against Villanova and held the lead the rest of the way.

...Then Defeats #13 Stony Brook at Home

Three weeks after the victory over Villanova, Towson battled #13 Stony Brook at home, taking down the Seawolves 52-28 on October 6th for the second top-15 victory of the season.

Towson scored three unanswered touchdowns in the opening 10 minutes and did not relinquish the lead, having as much as a 31-point advantage in the 4th quarter.

This was the first matchup of ranked teams at Uinitas Stadium since then #4 Towson's victory over #10 Fordham in the FCS Playoffs in 2013.

Towson Football Celebrating 50th Year

The Towson University football program is celebrating its 50th year this season.

Since its start in 1969, Towson has two national runner-up finishes (1976, 2013), two CAA titles (2011, 2012), an undefeated season in 1974 and 11 seasons, across Division III, II and I-AA (FCS), finishing in the top-26 nationally.

The celebration started with a meeting of all four Towson head coaches on June 20th: Carl Runk (1969-71), Phil Albert (1972-91), Gordy Combs (1992-2008) and Rob Ambrose (2009-present).



Monty Fenner, Rob Ambrose, Katherine Turner, Xavier Turner

Towson Ranked Top-15 in Both Polls

Standing at 6-2 overall, including wins over then top-15 Villanova and Stony Brook, Towson stands in the top-15 in each major poll. The Tigers are at #15 in the STATS FCS Poll and #15 in the AFCA Coaches Poll.

Towson has been ranked each of the past six weeks. Towson had been ranked at some point in each season from 2011 through 2014, including as high as #2 in the 2013 season.

The CAA currently has six of its 12 teams ranked, the highest among all FCS conferences. James Madison (#3 in STATS, #3 in Coaches), Elon (#8, #6), Delaware (#13, #16), Stony Brook (#16, #18) and Maine (#23, RV) are also in the rankings. Rhode Island is also receiving votes. Villanova and New Hampshire were ranked in previous weeks.

Flacco Named to Walter Payton Watch List

Tom Flacco has been added to the STATS FCS Walter Payton Award Watch List.

The Walter Payton Award is given annually, since 1987, to the top offensive player in FCS football. Flacco was placed on this list by the first round of additions.

The last Tiger to be nominated for the Walter Payton Award was Terrence West in 2013. West was one of three finalists that year, leading Towson to the FCS National Championship game. In 1988, Dave Meggett was the second-ever winner of this award. Along with West, Towson has had two other finalists: Joe Lee in 1999 and Tony Vinson, who finished third in the voting, in 1993.

Ambrose Returns for 10th Season

Head coach Rob Ambrose returns at the helm of his alma mater for his 10th season.

Ambrose is the third head coach in Towson history to serve at least 10 seasons. He formerly was an assist under Gordy Combs from 1992-2000.

All three coordinators return as well for 2018: Jared Ambrose on offense, Lyndon Johnson on defense and Joe Tricario on special teams.

WARDSELL TURNER SCHOLARSHIP

Redshirt senior defensive back Monty Fenner was the inaugural winner of the Wardell Turner Memorial Scholarship in 2016.

The scholarship honors Sergeant Major Wardell B. Turner who was Killed in Action on November 24, 2014 in Kabul, Afghanistan. Sergeant Major Turner was serving in a NATO role advising Afghan security forces when his vehicle struck an Improvised Explosive Device.

The scholarship will be awarded annually to a defensive back on the football team that is in good academic standing and demonstrates the qualities and attributes exemplified by Wardell Turner; leadership, selfless service and commitment. Head Coach Rob Ambrose will award the scholarship.

GENERAL NOTES***2018 HONORS*****Tom Flacco (QB)**

- Walter Payton Award Watch List
- FCS Offensive Player of the Week 10/1
- FCS Hon. Mention Player of the Week: 9/17, 10/8
- CAA Offensive Player of the Week: 9/17, 10/1, 10/22

Aidan O'Neill (K)

- CAA Special Teams Player of the Week: 9/3

Shane Simpson (RB/KR)

- CAA Special Teams Player of the Week: 10/8

2017 HONORS (RETURNERS)**Rodney Dorsey (KR)**

- All-CAA Second Team

Aidan O'Neill (K)

- All-CAA Third Team
- College Sports Madness Third-Team Preseason All-American

Shane Simpson (KR)

- College Sports Madness Second-Team Preseason All-American
- Preseason All-CAA

GENERAL NOTES

Towson All-Time vs. Maine

Towson and Maine were two of the football programs that moved from the Atlantic 10 to the CAA in 2007.

All-time, Maine has a slight edge in the series at 7-6, including a five-game winning streak from all matchups between 1988 and 2010. Towson has won three of the last four games, including each contest in Orono.

Under Rob Ambrose, Towson is 3-2 against Maine. This is the first time Maine head coach Joe Harasymiak will take on the Tigers while at the helm.

Though football was not part of the league, Towson and Maine each were America East members from 1995 to 2001. They also played football as conference opponents in the Atlantic 10 from 2004-06.

Date	Location	Result
9/8/79	Orono, Maine	W, 13-7
10/2/82	Towson, Md.	W, 35-32
10/1/83	Orono, Maine	L, 16-23
10/3/87	Orono, Maine	W, 17-14
11/12/88	Towson, Md.	L, 7-44
11/16/91	Orono, Maine	L, 34-49
10/7/06	Towson, Md.	L, 7-28
11/3/07	Orono, Maine	L, 13-16
11/13/10	Towson, Md.	L, 18-28
11/5/11	Orono, Maine	W, 40-30
10/13/12	Towson, Md.	W, 24-19
9/27/14	Towson, Md.	L, 24-27
11/7/15	Orono, Maine	W, 10-7

Last Time vs. Maine (Towson 10, Maine 7) (11/7/15 - Orono, Maine)

Towson held Maine without points in the opening 49:31 of the game, defeating the Black Bears 10-7 with Darius Victor earning 101 rushing yards.

Passing

Connor Frazier (TU): 16-24, 189 yards, 1 INT
Drew Belcher (MAINE): 23-31, 150 yards, 1 TD

Rushing

Darius Victor (TU): 24 rush, 101 yards, 1 TD
Drew Belcher (MAINE): 16 rush, 68 yards

Receiving

Andy Dessenberg (TU): 3 catches, 67 yards
Nigel Beckford (MAINE): 7 catches, 60 yards

Defense

Donnell Lewis (TU): 10 tackles, 1 TFL, 1 FF
Eddie Releford (TU): 8 tackles, 2 TFL
Michael Kozlako (MAINE): 9 tackles, 2 TFL
Connor Walsh (MAINE): 3 tackles, 1 sack, 1 FF

Flacco Earns FCS National Offensive Player of the Week Honor

With a staggering 438 yards of total offense vs. The Citadel, Tom Flacco was selected as the STATS FCS National Offensive Player of the Week.

Flacco finished the game with 253 passing yards and 185 rushing yards in the game. His 438 yards of total offense was greater than The Citadel, which had 404 yards of total offense.

He also was an Honorable Mention CFPA National Performer of the Week, an award that, to date, he has won three times this season.

Last Time Out (Delaware 40, Towson 36) (10/27/18 - Newark, Del.)

Towson nearly won on a final drive in a thrilling matchup of top-25 teams in Newark, but came up just short in a 40-36 defeat at Delaware.

Passing

Tom Flacco (TU): 21-42, 225 yards, 2 TD, 1 INT
Pat Kehoe (UD): 18-32, 305 yards, 4 TD, 1 INT

Rushing

Shane Simpson (TU): 21 rush, 123 yards, 1 TD
Kani Kane (UD): 18 rush, 68 yards, 2 TD

Receiving

Jabari Allen (TU): 9 catches, 86 yards, 2 TD
Vinny Papale (UD): 8 catches, 142 yards, 2 TD

Defense

Mantriel Reaves (TU): 9 tackles, 1 BrUp
Keon Paye (TU): 7 tackles, 1 INT
Troy Reeder (UD): 12 tackles, 1 TFL
Nasir Adderley (UD): 10 tackles, 2 BrUp

Towson Picked 10th in CAA Preseason Poll

Towson was voted 10th in the CAA preseason poll, voted on by the league's head coaches and media relations directors. Towson went 5-6 last season and finished tied for seventh in the CAA at 3-5.

CAA Preseason Poll (first place votes, points)

1. James Madison (21), 241
2. New Hampshire (2), 206
3. Delaware, 182
4. Stony Brook, 169
5. Elon (1), 168
6. Villanova, 164
7. Richmond, 127
8. Maine, 81
9. UAlbany, 78
- 10. Towson, 74**
11. William & Mary, 55
12. Rhode Island, 39

2018 GAME-BY-GAME OFFENSIVE STARTERS

	WR	LT	LG	C	RG	RT	WR	TE/WR	FB/TE	RB	QB
Morgan St.	Greenwood	A. Garnett	Grzymkowski	Russolillo	Ventimiglia	Kauffman	Gallahan	Knudson (TE)	Perkins (FB)	Simpson	Flacco
Wake Forest	Greenwood	A. Garnett	Grzymkowski	Russolillo	Ventimiglia	Kauffman	Gallahan	Allen (WR)	Clark (TE)	Simpson	Flacco
Villanova	Greenwood	A. Garnett	Grzymkowski	Russolillo	Cheripko	Kauffman	Gallahan	Leatherbury (WR)	Green (TE)	Simpson	Flacco
Citadel	Greenwood	A. Garnett	Grzymkowski	Russolillo	Cheripko	Kauffman	Gallahan	Leatherbury (WR)	Green (TE)	Simpson	Flacco
SBU	Greenwood	A. Garnett	Grzymkowski	Russolillo	Ventimiglia	Kauffman	Gallahan	Leatherbury (WR)	Green (TE)	Simpson	Flacco
W&M	Greenwood	A. Garnett	Grzymkowski	Russolillo	Ventimiglia	Kauffman	Gallahan	Leatherbury (WR)	Green (TE)	Simpson	Flacco
UAlbany	J.Allen	A. Garnett	Grzymkowski	Russolillo	Ventimiglia	Kauffman	Gallahan	Leatherbury (WR)	Green (TE)	Simpson	Flacco
Delaware	J.Allen	A. Garnett	Grzymkowski	Russolillo	Ventimiglia	Kauffman	Gallahan	Leatherbury (WR)	Green (TE)	Simpson	Flacco
Maine											
Elon											
JMU											

2018 GAME-BY-GAME DEFENSIVE STARTERS

	DL	DL	DL	DL	LB	LB	LB	DB	DB	DB	DB
Morgan St.	Carter	Harps Upshur	Cook	DeBerry	Paye	Wallace	Heyward	Shuman	Fenner	Reaves	Gillette
Wake Forest	Carter	Harps Upshur	Cook	DeBerry	Paye	Wallace	Heyward	Shuman	Fenner	Reaves	Gillette
Villanova	Carter	Harps Upshur	Cook	DeBerry	Paye	Wallace	Heyward	Shuman	Fenner	Gay	Gillette
Citadel	Carter	Harps Upshur	Cook	DeBerry	Paye	Wallace	Heyward	Shuman	Fenner	Reaves	Gillette
SBU	Carter	Harps Upshur	Cook	DeBerry	Paye	Wallace	Heyward	Shuman	Fenner	Reaves	Gillette
W&M	Carter	Harps Upshur	Gyeni	DeBerry	Paye	Wallace	Heyward	Shuman	Fenner	Reaves	Gillette
UAlbany	Carter	Harps Upshur	Gyeni	Tyne	Paye	Wallace	Heyward	Shuman	Fenner	Reaves	Gillette
Delaware	Carter	Harps Upshur	Gyeni	Tyne	Paye	Wallace	Heyward	Shuman	Fenner	Reaves	Gillette
Maine											
Elon											
JMU											

Top Passing QB in the CAA.....

Tom Flacco has turned heads this season, standing as the #1 QB in the CAA in passing yards a game with 275.1 and total offense with 346.4 yards a contest. He is currently throwing 65.1% from the air.

Flacco's 275.1 passing yards a game stands 12th in all of FCS football, while his 22.3 completions a contest is 11th.

His 438 total offensive yards in the game vs. The Citadel is currently the second-highest single game total by a CAA player this season. In that game, he had 253 passing yards and 185 yards on the ground.

....and Getting His Name in Towson Records

Tom Flacco completed 35 (out of 51) passes against Wake Forest on September 8th, tying for seventh all-time in Towson history in a single game.

Flacco was the first Tiger to earn over 30 completions in a game since Sean Schaefer in 2008.

Streaking Shane

Shane Leatherbury stands in the top-3 in the CAA in numerous categories, including being third with 82.9 receiving yards a game (29th in FCS) and second with 5.62 receptions a contest (30th in FCS).

Simpson Racking Up Yards

Shane Simpson has been a deadly weapon for Towson, standing first in all of FCS football with 189.9 all-purpose yards a game.

The redshirt junior is Towson's primary running back, kick returner and punt returner, totaling 1,519 all-purpose yards off 488 rushing, 212 receiving, 719 kick returning and 100 punt returning yardage.

He has also scored at least one touchdown in all seven Towson games. He has nine touchdowns on the season.

Tigers in the NFL

With the National Football League starting on Sept. 9th, two Tigers made active rosters. At the beginning of the season, Jordan Dangerfield '13 made the Pittsburgh Steelers roster while Jermon Bushrod '07 continues his career with the New Orleans Saints.

On October 7th, Ryan Delaire, joined the San Francisco 49ers active roster, but was waived two weeks later.

Tye Smith '15 is with the Tennessee Titans, but was injured and is not on the active roster. Two other Tigers, Darius Victor '17 and Terrance West '14, were with the Colts and Saints respectively in the preseason.

In addition, Frank Beltre '13 competed with the Toronto Argonauts in the Canadian Football League in 2018.

Towson University Finishes 2nd in Helper Helper Community Service

As a university, Towson finished second nationally in the 2018 NCAA Team Works Helper Helper Community Service Competition from January to April 2018.

With football in the mix, Towson student-athletes participated in 44 events during the competitions, logging 6,427 hours of community service.

Ambrose - 4th Longest Tenured CAA Coach

Head coach Rob Ambrose is serving at the helm of Towson for his 10th season in 2018, making him the 4th-longest tenured coach in the CAA.

With William & Mary's Jimmie Laycock (39th season) retiring after the 2018 season, Ambrose will move up to 3rd in tenure next year.

Also ahead of Ambrose in years is New Hampshire's Sean McDonnell (20th season) and Stony Brook's Chuck Priore (13th season).

GENERAL NOTES**CAA STAT LEADERS****Monty Fenner (S)**

--Passes Defended Per Game: t-6th (1.0)

Tom Flacco (QB)

--Rushing Average: 4th (71.2 ypg)

--Passing Average: 1st (275.1 ypg)

--Total Offense: 1st (346.4 ypg)

Robert Heyward (LB)

--Tackles Per Game: 6th (8.0)

Shane Leatherbury (WR)

--Receptions Per Game: 2nd (5.62)

--Receiving Yards Per Game: 3rd (82.9)

Aidan O'Neill (K)

--Field Goal %: 3rd (76.2%)

--Field Goals Made: 1st (16)

--Scoring: 2nd (10.0 points per game)

Shane Simpson (RB/KR)

--Rushing Average: 7th (61.0 ypg)

--Punt Return Average: 3rd (10.0 ypr)

--Kick Return Average: 2nd (25.7 ypr)

--All-Purpose Yards Per Game: 1st (189.9)

--Scoring: 4th (7.5 points per game)

Pat Toomey (P)

--Punting Average: 4th (40.9 ypp)

Grant Udinski (DL)

--Fumbles Forced Per Game: t-6th (0.25)

Diondre Wallace (LB)

--Tackles Per Game: 5th (8.2)

Team Statistics (out of 12 teams)

Scoring Offense: 1st (39.8 ppg)

--Rushing Offense: 3rd (200.6 ypg)

--Pass Offense: 2nd (281.2 ypg)

--Total Offense: 1st (481.9 ypg)

Scoring Defense: 9th (29.0 ppg)

--Rushing Defense: 8th (148.4 ypg)

--Pass Defense: 10th (229.9 ypg)

--Total Defense: 9th (378.2 ypg)

Turnover Margin: 5th (+3)

Penalties: 9th (66.8 ypg)

Red Zone:

--Offense: 4th (83.0% conversion)

--Defense: 9th (85.7% conversion)

RED-ZONE SCORING

Opponent	Times	Times	Total	-----Failed to score inside RZ-----									
	In RZ	Scored	Pts	TDs	Rush TDs	Pass TDs	FGs Made	FGs Att	Downs	Int	Fumb	Miss FG	Half/Game
at Morgan State	7	6	27	3	1	2	3	3	1	0	0	0	0
at Wake Forest	2	2	12	2	0	2	0	0	0	0	0	0	0
at Villanova	5	5	27	4	2	2	1	1	0	0	0	0	0
The Citadel	6	5	21	2	2	0	3	3	0	0	0	0	1
Stony Brook	6	5	27	4	2	2	1	2	0	0	0	1	0
William & Mary	5	3	18	3	2	1	0	1	1	0	0	1	0
at UAlbany	8	6	33	5	3	2	1	2	0	1	0	1	0
at Delaware	7	6	27	3	1	2	3	3	1	0	0	0	0
Maine	0	0	0	0	0	0	0	0	0	0	0	0	0
at Elon	0	0	0	0	0	0	0	0	0	0	0	0	0
James Madison	0	0	0	0	0	0	0	0	0	0	0	0	0
Totals	47	39	192	27	14	13	12	15	3	1	0	3	1

Total Red Zone Scoring: 39-of-47 (83.0%)

GENERAL NOTES

FCS STAT LEADERS

Jabari Allen (WR)

--Receiving TDs: 44th (5)

Tom Flacco (QB)

--Completion %: 14th (65.1%)

--Completions Per Game: 12th (22.4)

--Passing Yards Per Game: 12th (275.1)

--Passing Efficiency: 20th (149.3)

--Total Offense: 3rd (346.4 ypg)

--Yards Per Pass Attempt: 30th (8.00)

Shane Leatherbury (WR)

--Receiving Yards Per Game: 29th (82.9 ypg)

--Receptions Per Game: 30th (5.6)

Aidan O'Neill (K)

--Field Goals Per Game: 1st (2.00)

--Field Goal %: 31st (76.2%)

--Scoring: 7th (10.0 ppg)

Shane Simpson (RB/KR)

--All-Purpose Yards: 1st (189.88 ypg)

--Kick Return TDs: 1st (1)

--Scoring: 40th (7.5 ppg)

Diondre Wallace (LB)

--Forced Fumbles Per Game: 48th (0.25)

Team Statistics (Top-25)

--Completion %: 8th (65.2%)

--First Downs Offense: 5th (211 total)

--Fumbles Lost: 6th (2)

--Passing Offense: 20th (281.3 ypg)

--Scoring Offense: 9th (39.8 ppg)

--Team Passing Efficiency: 21st (150.00)

--Time of Possession: 23rd (31:56)

--Total Offense: 12th (481.9 ypg)

O'Neill Sets School Career FG Record

Junior Aidan O'Neill set a new school all-time record for career field goals made on September 1st. In his career, O'Neill has connected on 47 field goals, including four on September 1st vs. Morgan State to set the new record.

This season, O'Neill has converted 16 field goals and stands first in FCS with two made field goals per game. He is seventh in FCS with 10 points scored a game.

Wallace Stands #9 All-Time in Tackles at TU

Senior Diondre Wallace has 267 career tackles, including 149 unassisted, earning at least 45 tackles in all four seasons played. He stands 9th all-time in Towson history.

Seven more tackles would place Wallace 8th all time in Towson history. P.D. Moore, who made 274 tackles from 2001-04, currently is in 8th.

The all-time leader in tackles in Towson history is Jeff Boller, who had 382 from 1979-82.

Fenner Rising Up the INT Ranks

Including one interception this year, redshirt senior Monty Fenner has six picks in his collegiate career. He is two away from tying for 10th all-time in Towson history.

Towson's all-time leader in interceptions is Gary Rubeling, with 25 from 1980-83.

Eight Graduates Suiting Up for Towson

In the true form of student-athlete, eight Towson players take the field as college graduates. Six of them are Towson graduates and two are graduate transfers.

Sam Gallahan, Joseph Green, Zain Harps Upshur, Matt Kauffman, Grant Udinski and Troy Vincent Jr. all graduated from Towson this past year and continue to play as Tigers.

Ricky DeBerry earned his degree from the University of Oklahoma while Tom Flacco graduated from Rutgers University.

All eight players were honored, along with all other graduates continuing to play college football, in a press release by the National Football Foundation.

Towson Graduates Coach the Team

Along with Ambrose, in the Towson Class of 1993, two other coaches are former Tigers. Defensive line coach Konstantinos Kosmakos played for Towson and graduated in 2006 while second-year running backs coach Scott Van Zile is a 1999 graduate. Towson's director of football operations, Lance Yaniger, graduated as a Tiger in 2011.

Baltimore Natives Staying Home.....

Towson sports a trio of players from the city of Baltimore.

Out of Arundel High comes Diondre Wallace, who has over 250 tackles with Towson. Also at linebacker is sophomore Marcel Allen from Milford Mill Academy, while tight end Myles Wright comes from St. Frances Academy.

...As are Marylanders....

In all, 27 Towson players on the numerical roster hail from the state of Maryland. They come from all across the state, including as far west as Frederick, as far south as Waldorf and across the Shore from Salisbury.

...Plus Those Across the Sea

Two international players will assist the Tigers this season.

Malik Tyne will play his redshirt junior campaign after playing the last two years at linebacker. From Belgium comes Tibo Debaillie, who played all 11 games last year on the defensive line.

Nice to Meet You

Towson has two games this season against opponents meeting the Tigers for the first time in program history.

Towson's game against an FBS opponent is against Wake Forest in Winston-Salem, North Carolina on September 8th, the first game against an ACC opponent since 2011, when the Tigers played Maryland.

In addition, the home opener will be played against the Citadel, a school in Charleston, South Carolina.

Towson Wins the Battle For Greater Baltimore

For the second straight season, Towson earned a victory over crosstown rival Morgan State, winning 36-10 to retain the Battle for Greater Baltimore trophy. Towson scored 24 unanswered points in just over 26 minutes of play in the victory.

Towson Begins CAA Play on the Road, Again

For the fourth consecutive season, Towson will begin conference play on the road. This year, the Tigers take on Villanova to start CAA play on September 15th. Towson is 0-3 in these CAA openers.

It is the second time in three years that Towson opens CAA play at Villanova. 2017 saw Towson begin league competition at Stony Brook, while 2015 it was at Elon.

The last time Towson began CAA play with a home game was in 2014, hosting Maine.

The Game

#15 Towson is back home after a pair of away games to host #23/RV Maine on Saturday, November 3rd at 4 p.m.

This contest is the Homecoming game for Towson. It is the third of three consecutive Homecoming games for Towson, playing in UAlbany last week on October 20th, then the Delaware game on October 27th.

Towson is 3-0 in home games this season, including a victory over ranked Stony Brook. Dating back to last season, the Tigers have won their last five home games.

Coverage of the Game

The game will be broadcast online on CBS Digital. Scott Sudikoff and Brandon Noble will have the call in Towson.

Spiro Morekas, the Voice of the Tigers, will be on the call live from Unitas Stadium, joined by Gordy Combs on CBS Sports Radio 1300.

About Johnny Unitas® Stadium

Minnegan Field at Johnny Unitas® Stadium has been the home of Towson football since 1978. The stadium underwent a major renovation from 1999-2002 and stands as the third-largest college football facility in the state of Maryland.



Scouting Maine

Maine, at 5-3, has victories over FBS opponent Western Kentucky and wins over three then-ranked teams.

The Black Bears are coached by Joe Harasymiak, in his third season at the helm and seventh overall year with the program. Upon hiring, he was the youngest head coach in all of DI, currently being 32-years-old.

Maine averages 23 points per game for eighth in the CAA in scoring, being ninth in total offense with 341 yards gained a game.

The team's primary quarterback is 6-foot-4 sophomore quarterback Chris Ferguson, who completes 59.9% of passes for 1,205 yards, eight touchdowns and six interceptions.

Ferguson's main target is junior wide receiver Earnest Edwards, with 32 catches to accumulate 494 yards and three scores. Edwards is one of five with at least 23 catches.

On the ground, two players split the bulk of the carries: redshirt freshman Ramon Jefferson has 73 carries for 394 yards and two touchdowns, while redshirt junior Joe Fitzpatrick has taken the ball 96 times, picking up 372 yards and three touchdowns.

Maine ranks fourth in scoring defense at 21.1 points allowed a game, including the top rushing defense in the league, allowing just 60.4 yards on the ground per game. The team has the two top sack leaders in the CAA: senior linebacker Sterling Sheffield has a league-best 8.5 sacks and 53 total tackles, while sophomore Deshawn Stevens has a team-high 70 tackles, adding seven sacks.

Junior Manny Patterson has defended a league-best 13 passes to lead the CAA, having 25 tackles and an interception.

GENERAL NOTES

Maine Quick Facts

Location _____ Orono, Maine
Enrollment _____ 11,240
Nickname _____ Black Bears
Colors _____ Blue (Dark and Light) and White
Conference _____ America East (CAA in football)
President _____ Joan Ferrini-Mundy
Athletics Director _____ Ken Ralph

Head Coach _____ Joe Harasymiak
Record at School _____ 15-14 (3rd season)
Career Record _____ Same

2017 Record _____ 4-6
Conference Record (Finish) _____ 3-5 (t-4th)
Off/Def Starters Returning _____ 13
Off/Def Starters Lost _____ 9

SID _____ Tyson McHatten
Email _____ tyson.mchatten@maine.edu
Office _____ 201-581-3596
Web _____ goblackbears.com

Towson's Opening Drives

Opp	1st	2nd
at Morgan State	TO-Downs	TD
at Wake Forest	TD	Punt
at Villanova	Punt	INT
The Citadel	TD	TD
Stony Brook	TD	FG
William & Mary	FG (Missed)	Punt
at UAlbany	Punt	FG
at Delaware	FG	FG
Maine		
at Elon		
Rhode Island		

2018 TIGER SCHEDULE & RESULTS

DATE	OPPONENT	TV	RESULT/TIME	SERIES	NOTES
Sept. 1	@ Morgan State	MeTV/SportsFever	W 36-10	TU leads 19-6	Largest Towson margin of victory since 2013
Sept. 8	@ Wake Forest	ACC Net. Extra	L 20-51	Wake leads 1-0	Flacco's 35 completions tied for 7th all-time in TU history
Sept. 15	@ Villanova*	Fox Sports Go	W 45-35	VU leads 9-6	First Towson victory over top-10 opponent since 2013
Sept. 29	The Citadel	CAA.tv	W 44-27	TU leads 1-0	50th Anniversary Team celebration
Oct. 6	Stony Brook*	CBS Digital	W 52-28	Tied 3-3	First 50+ point game since 2012
Oct. 13	William & Mary*	CAA.tv	W 29-13	W&M leads 9-6	8,022 fans at Family Weekend
Oct. 20	@ UAlbany*	CAA.tv	W 56-28	TU leads 4-2	56 points - Most scored in a game since Nov. 17, 2012 (64)
Oct. 27	@ Delaware*	Fox Sports Go	L 36-40	UD leads 12-8	Snapped Towson's five-game winning streak
Nov. 3	Maine*	CBS Digital	4 p.m.	ME leads 7-6	Homecoming; First UAlbany-Maine game since 2015
Nov. 10	@ Elon*	TBA	Noon	TU leads 5-2	Elon won 2017 meeting in double overtime
Nov. 17	James Madison*	CBS Digital	2 p.m.	JMU leads 19-6-1	Military Appreciation Day, Senior Day

* - Denotes CAA game • All times are central

HEAD COACH ROB AMBROSE**ROB
AMBROSE**

Head Coach

10th Season • Towson, '93



Rob Ambrose has led Towson football to 54 wins, a pair of CAA championships and two NCAA FCS playoff appearances. Heading into his 10th season at the helm of the Tiger football program in 2018, Ambrose has his sights set on a return to the NCAA FCS National Championship game.

2017 saw Towson earn victories in its final two games to finish 5-6, tying for seventh place in the league. The Tigers won the first Battle for Greater Baltimore over Morgan State and rival Delaware.

The 2015 Tigers returned to their winning ways as they put together a four-game winning streak en route to a 7-4 season. The defense carried the way as they recorded the first shutout over Delaware, and put together a streak of seven-straight scoreless quarters.

Coming off an NCAA FCS Championship game appearance the year before, the Tigers battled a plethora of injuries during the 2014 season. For the second-straight year, a Tiger was selected in the NFL Draft. Just one year after running back Terrance West was selected by the Cleveland Browns in the third round, cornerback Tye Smith went in the fifth round of the 2015 NFL Draft to the Seattle Seahawks.

In 2013, he guided the Tigers to a magical season as Towson reached the NCAA FCS championship game by beating No. 9 Fordham, No. 2 Eastern Illinois and No. 3 Eastern Washington in consecutive weeks. Towson finished the campaign with a 13-3 record; the 13 wins were a school record.

Ranked second in the final NCAA FCS polls, Towson won the Lambert/Meadowlands Award as the top FCS team in the East. The Tigers were also honored as the ECAC FCS Team of the Year.

In the 2012 season, Ambrose led the Tigers to a 7-4 record against an extremely difficult schedule. The Tigers lost to a pair of nationally-ranked FBS programs in Kent State and LSU. But, Towson finished the season with a 6-2 CAA record as the Tigers shared the league title.

In 2011, just his third season as the Tigers' head coach, Ambrose guided Towson to one of the most dramatic turnarounds in college football history. Only one season removed from a 1-10 record, the 2011 team became the "Turnaround Tigers" by going 9-3. Their 7.5-game improvement was the most dramatic improvement in NCAA Division I history.

Towson posted a 9-2 regular season record, beat six nationally-ranked teams and won the

CAA championship outright with a 7-1 record in 2011. The Tigers also made their first appearance in the NCAA FCS playoffs, becoming the first program to earn playoff berths at the Division III, Division II and FCS (I-AA) levels.

Once the season ended, Ambrose was honored as the 2011 CAA Coach of the Year, the AFCA District Coach of the Year and was a finalist for the Liberty Mutual Coach of the Year. In January 2012, he was the recipient of the Eddie Robinson Award as the top coach in FCS football.

The UConn years (2002-08)

Ambrose joined the staff at UConn as the Huskies grew from an NCAA Division I-AA program into a major college contender. During his seven seasons in Storrs, Connecticut, the Huskies were 49-36 with just two losing seasons. UConn made three bowl appearances in five years, debuted in the AP national rankings at 16th, and won a share of the Big East title in 2007.

Joining the staff as the quarterbacks coach, Ambrose played a major role in the development of Dan Orlovsky, the first UConn quarterback to play in the NFL as a fifth-round draft pick by the Detroit Lions. In 2008 as the offensive coordinator, Ambrose coached Donald Brown, an All-American and the 2008 BIG EAST Offensive Player of the Year. Brown led the nation with 2,083 yards on 367 carries and became the first UConn player to be selected in the first round of the NFL draft.

First head coaching job – Catholic (2001)

Ambrose left Towson after the 2000 season to become the head coach at Catholic University, a Division III program in Washington, D.C. In one year at Catholic, Ambrose led the Cardinals to a 3-7 record.

As a Tiger assistant (1992-2000)

In nine years as a Tiger assistant, the team went 54-36 with only two losing seasons. Ambrose started as a student-assistant before being promoted to wide receivers coach in 1993, offensive coordinator in 1997 and then to associate head coach in 2000.

He coached four All-Americans in running back Tony Vinson, quarterback Dan Crowley, and wide receivers Mark Orlando and Jamal White. Vinson led the nation in rushing yards

(2,016), all-purpose yards (2,073) and points scored (138) in 1993. Vinson went on to be a fifth-round draft pick of the San Diego Chargers. Orlando earned All-America notice by catching 55 passes for 1,223 yards and 12 touchdowns.

In 1999, Towson led the nation in passing yardage, averaging 381.2 passing yards per game.

His collegiate playing career

As a player at Towson, Ambrose started his career as a quarterback but moved to wide receiver as a sophomore. In 1990, he caught four passes for 20 yards. As a junior, he had four catches for 35 yards. Three of those receptions were touchdown passes from Dan Crowley. He caught an 11-yard TD pass at James Madison, a seven-yard TD toss at Liberty and a 14-yard TD pass against Hofstra. An injury in the spring before his senior year forced Ambrose to the sidelines.

The Ambrose family

The Tigers' coach is the son of one of the most successful high school football coaches in Maryland. His father, Tim, was the head coach at Middletown for 31 years and won 249 games, leading the Knights to 14 Monocacy Valley League championships. He retired in 2013, just in time to follow the Tigers' march to the NCAA championship game. The former athletic director at Middletown, he stepped down as football coach after the 2004 season. Coach Ambrose's brother, Jared, was an assistant football coach at Delaware for two years before joining the Tigers' staff. He is currently the program's offensive coordinator.

Ambrose and his wife, Melissa, have two children: Grace and Riley.

THE AMBROSE FILE

2009-present _____ Towson, Head Coach
2006-08 _____ Connecticut, Off. Coord.
2002-05 _____ Connecticut, QB Coach
2001 _____ Catholic, Head Coach
2000 _____ Towson, Assoc. HC/OC
1997-99 _____ Towson, Offensive Coordinator
1992-96 _____ Towson, Wide Receivers

NOTABLE

Led Tigers to school-record 13 wins and first national championship game appearance in 2013.

2011 Eddie Robinson National Coach of the Year.

Helped Tigers to a 9-3 record in 2011, completing the largest turnaround in NCAA history, improving win total by 7.5 games.

Played collegiately at Towson for three years. Began career as a quarterback, before moving to wide receiver.

TWO DEEP - VS. MAINE**OFFENSE**

WR- X	18	Jabari Allen	6-4 188	So.	DL
	7	Jabari Greenwood	6-3 195	R-Jr.	
LT	75	Andrew Garnett	6-5 294	R-So.	DL
	73	Alex Desire	6-5 291	Fr.	
LG	74	Aaron Grzymkowski	6-4 289	R-So.	DL
	71	Brendan Cassels	6-3 297	R-So.	
C	53	Nico Russolillo	6-1 296	R-So.	DL
	78	Nick Carnesale	6-1 282	R-Jr.	
RG	76	Zane Ventimiglia	6-3 300	Jr.	LB
	54	Cole Cheripko	6-4 284	So.	
RT	68	Matt Kauffman	6-5 299	R-Sr.	LB
	72	Josh Diaz	6-5 301	So.	
TE	42	Joe Green	6-2 242	R-Sr.	LB
	80	Chris Clark	6-5 255	R-So.	
WR- Z	9	Sam Gallahan	6-1 193	R-Sr.	CB
	3	Shane Leatherbury	5-10 165	R-Jr.	
QB	14	Tom Flacco	6-1 208	R-Jr.	S
	16	Ryan Stover	6-4 210	R-So.	
FB	39	Bryce Perkins	6-3 264	So.	S
	87	Myles Wright	6-2 246	So.	
TB	13	Shane Simpson	5-9 200	R-Jr.	CB
	19	Kobe Young	6-0 189	So.	

DEFENSE

17	Bryce Carter	6-3 262	R-So.
97	Grant Udinski	6-3 240	R-Sr.
90	Zain Harps Upshur	6-6 235	R-Sr.
11	Charles Garnett	6-2 300	Jr.
95	Sam Gyeni	6-0 269	So.
92	Niquekko Cook	6-5 268	R-Sr.
31	Malik Tyne	6-2 235	R-Jr.
4	Ricky DeBerry	6-1 235	R-Jr.
12	Keon Paye	6-0 217	R-Jr.
52	DyMelle Parker	6-2 211	So.
56	Diondre Wallace	6-0 233	Sr.
38	Chris Tedder	6-0 219	Sr.
50	Robert Heyward	5-10 217	R-Jr.
55	Christian Dixon	5-11 214	So.
2	Brandon Shuman	5-11 180	Jr.
7	Troy Vincent, Jr.	5-10 200	Sr.
8	Monty Fenner	6-0 190	R-Sr.
6	Jamal Gay	6-1 178	Fr.
9	Mantriel Reaves	6-2 199	So.
35	Cody Tippet	5-10 195	So.
25	Terrill Gillette	5-10 180	Jr.
23	Jirhe Love	6-0 182	So.

SPECIALISTS

FG	30	Aidan O'Neill	6-1 199	Jr.	H	16	Pat Toomey	6-2 196	R-Sr.
	48	Brandon Chiazza	5-11 174	R-Fr.		2	Triston Harris	6-2 210	R-So.
KO	16	Pat Toomey	6-2 196	R-Sr.	KR	13	Shane Simpson	5-9 200	R-Jr.
	30	Aidan O'Neill	6-1 199	Jr.		19	Kobe Young	6-0 189	So.
P	16	Pat Toomey	6-2 196	R-Sr.	PR	13	Shane Simpson	5-9 200	R-Jr.
	30	Aidan O'Neill	6-1 199	Jr.		19	Kobe Young	6-0 189	So.
LS	46	Conrad Brake	6-0 230	R-Fr.					
	42	Joe Green	6-2 242	R-Sr.					

NUMERICAL ROSTER

No.	Player	Pos.	Ht.	Wt.	Cl.	Hometown / Previous School
2	Triston Harris	QB	6-2	210	R-So.	Dover, Del. / Dover H.S.
2	Brandon Shuman	DB	5-11	180	Jr.	Miami, Fla. / Purdue
3	Shane Leatherbury	WR	5-10	183	R-Jr.	Salisbury, Md. / Wor-Wic C.C.
4	Ricky DeBerry	LB	6-1	235	R-Jr.	Mechanicsville, Va. / University of Oklahoma
4	Brandon Allen	WR	6-0	192	R-Jr.	Lancaster, Pa. / McCaskey H.S.
6	Jamal Gay	DB	6-1	178	Fr.	Beltsville, Md. / St. John's College H.S.
7	Jabari Greenwood	WR	6-3	195	R-Jr.	Washington, D.C. / University of Kentucky
7	Troy Vincent, Jr.	DB	5-10	200	Sr.	Rockville, Md. / North Carolina State
8	Monty Fenner	DB	6-0	190	R-Sr.	Chesapeake, Va. / Oscar F. Smith H.S.
9	Sam Gallahan	WR	6-1	193	R-Sr.	Springfield, Va. / St. Stephen's and St. Agnes H.S.
9	Mantriel Reaves	DB	6-2	199	So.	High Point, N.C. / Louisburg College
10	Chris Greaves	WR	5-11	165	So.	Kensington, Md. / Albert Einstein H.S.
10	Robert Javier	CB	6-0	175	Fr.	Bronx, N.Y. / Cardinal Hayes H.S.
11	Jason Epps	TE	6-4	221	Jr.	Bowie, Md. / Lincoln
11	Charles Garrett	DL	6-2	300	Jr.	Norfolk, Va. / ASA Miami
11	Brent Richardson	WR	6-1	200	R-Jr.	Cooksville, Md. / Glenelg H.S.
12	Keon Paye	LB	6-0	217	R-Jr.	Olney, Md. / Good Counsel H.S.
12	Daniel Rose	QB	6-0	205	Jr.	Midlothian, Va. / ASA Brooklyn
13	Shane Simpson	RB	5-9	200	R-Jr.	Easton, Pa. / Easton H.S.
14	Tom Flacco	QB	6-1	208	R-Jr.	Vorhees, N.J. / Rutgers University
15	Sean Bryan	RB	5-7	175	Fr.	Westbury, N.Y. / St. Anthony's H.S.
15	Noah Staub	WR	6-3	206	R-So.	Hanover, Pa. / South Western H.S.
16	Ryan Stover	QB	6-4	210	R-So.	Oreland, Pa. / Upper Dublin H.S.
16	Pat Toomey	K/P	6-2	196	R-Sr.	Brick, N.J. / Red Bank Catholic H.S.
17	Jeff Miller	QB	6-6	253	Fr.	Murrieta, Calif. / Murrieta H.S.
18	Jabari Allen	WR	6-4	188	So.	Spotsylvania, Va. / Courtland H.S.
18	Tyler Raines	QB	6-3	218	So.	Columbia, Md. / Long Reach H.S.
19	Kobe Young	RB	6-0	189	So.	Winston-Salem, N.C. / Parkland H.S.
20	Vashon McCants, Jr.	DB	6-0	168	Fr.	Sterling, Va. / Dominion H.S.
21	Chizurum Umunakwe	LB	6-0	194	Fr.	Bronx, N.Y. / Trinity Pawling H.S.
22	Caleb Smith	WR	6-0	180	R-So.	Albany, N.Y. / La Salle Institute
23	Jirhe Love	CB	6-0	182	So.	Reistertown, Md. / Fork Union Military Academy
23	Jaelen Thompson	RB	5-11	201	So.	Middletown, Pa. / Middletown H.S.
24	Jamal Watson	DB	6-0	170	R-So.	Charlotte, N.C. / Myers Park H.S.
25	Terrill Gillette	DB	5-10	180	Jr.	Philadelphia, Pa. / Riverside C.C.
26	Rodney Dorsey	WR	5-9	179	So.	Frederick, Md. / Tuscarora H.S.
27	Adrian Feliz-Platt	RB	5-7	191	So.	Germantown, Md. / Seneca Valley H.S.
28	Reese Clarke	DB	5-11	189	Fr.	Belle Meade, N.J. / Montgomery H.S.
28	Yeedee Thaeenrat	RB	5-10	215	Jr.	Philadelphia, Pa. / Tennessee Tech University
29	Nygil Johnson	LB	6-3	213	So.	Midlothian, Va. / Manchester H.S.
30	Aidan O'Neill	K	6-1	199	Jr.	New Paltz, N.Y. / New Paltz H.S.
31	Malik Tyne	LB	6-2	235	R-Jr.	Ontario, Canada / John Carroll School
32	Frank Stettner	DB	5-11	183	Fr.	Phillipsburg, N.J. / Phillipsburg
33	Mitch Boals	DB	5-11	189	Sr.	Schofield, Wis. / College of DuPage
34	Luke Hamilton	FB	5-11	234	Fr.	Cumberland, Md. / Fort Hill H.S.
35	Coby Tippet	DB	5-10	195	So.	Sharon, Mass. / Cheshire Academy
36	Michael Wilson, Jr.	CB	5-10	154	Fr.	Middletown, Del. / Middletown H.S.
37	Stephen Oscar	K	6-1	192	Fr.	Salisbury, Md. / Bennett H.S.
38	Chris Tedder	LB	6-0	219	Sr.	Henrico, Va. / Varina H.S.
39	Bryce Perkins	TE	6-3	264	So.	McSherrytown, Pa. / Delone Catholic H.S.
40	Nick Rainey	DB	6-0	185	Fr.	Forest, Va. / Jefferson Forest H.S.
41	Marquis Robinson	S	5-9	180	Sr.	Baltimore, Md. / Morgan State
42	Joe Green	TE	6-2	242	R-Sr.	Washington, D.C. / Kent State University
44	Zach Heron	TE	6-5	247	R-Sr.	Hampstead, Md. / Manchester Valley H.S.
44	Ryan Kearney	LB	6-1	218	Fr.	Ellicott City, Md. / Howard H.S.
46	Conrad Brake	LS	6-0	230	R-Fr.	Fairport, N.Y. / University of Pittsburgh
47	Ellis Knudson	TE	6-2	263	R-Sr.	Alexandria, Va. / Hayfields H.S.
48	Brandon Chiazza	K	5-11	174	R-Fr.	Malvern, Pa. / University of South Carolina
49	Marcel Allen	LB	5-11	228	So.	Baltimore, Md. / Milford Mill Academy
50	Robert Heyward	LB	5-10	217	R-Jr.	Savannah, Ga. / Calvary Day School
52	DyMelle Parker	LB	6-2	211	So.	Camden, N.J. / Camden H.S.
53	Bryce Carter	LB	6-3	262	R-So.	Steelton, Pa. / Steelton-Highspire H.S.
53	Nico Russolillo	OL	6-1	296	R-So.	Frisco, Texas / Heritage H.S.
54	Cole Cheripko	OL	6-4	284	So.	Germantown, Md. / Northwest H.S.
55	Christian Dixon	LB	5-11	214	So.	Matthews, N.C. / Butler H.S.
56	Diondre Wallace	LB	6-0	233	Sr.	Baltimore, Md. / Arundel H.S.
58	Bryce Lauer	DL	6-3	243	Fr.	Murrysville, Pa. / Franklin Regional H.S.
65	Jackson Truitt	OL	6-3	281	So.	West Middletown, Del. / Appoquinimink H.S.

NUMERICAL ROSTER

No.	Player	Pos.	Ht.	Wt.	Cl.	Hometown / Previous School
68	Matt Kauffman	OL	6-5	309	R-Sr.	York, Pa. / York Suburban H.S.
70	D'Mitri Francis	OL	6-4	309	Sr.	Punta Gorda, Fla. / San Jose City College
71	Brendan Cassels	OL	6-3	297	R-So.	Walkersville, Md. / Walkersville H.S.
72	Josh Diaz	OL	6-5	301	So.	Woddberry Forest, Va. / Woodberry Forest H.S.
73	Alex Desire	OL	6-5	291	Fr.	Burlington, N.J. / Burlington Township H.S.
74	Aaron Grzymkowski	OL	6-4	289	R-So.	Stevensville, Md. / Stevensville H.S.
75	Andrew Garnett	OL	6-5	320	R-So.	Upper Marlboro, Md. / Riverdale Baptist H.S.
76	Zane Ventimiglia	OL	6-3	290	Sr.	Red Bluff, Calif. / Butte College
78	Nick Carnesale	OL	6-1	294	R-Jr.	Hammonton, N.J. / Hammonton H.S.
79	Tommy Danagogo	DL	6-2	302	R-So.	Randallstown, Md. / Randallstown H.S.
80	Chris Clark	TE	6-5	255	R-So.	Ridgewood, N.J. / Avon Old Farms
81	D'Ago Hunter	WR	5-6	165	Fr.	Culpepper, Va. / Seneca Valley
82	Ja'Len Elliott	WR	6-1	186	R-Fr.	Waldorf, Md. / West Lake
83	Connor Jones	TE	6-3	227	Jr.	Stockton College
84	Logan Justice	WR	6-3	191	Fr.	Lewes, Del. / Fork Union Military Academy
86	Jason Miller	TE	6-2	223	Fr.	Sparta, N.J. / Pope XXIII
87	Myles Wright	TE	6-2	246	So.	Baltimore, Md. / St. Frances Academy
88	Ryan Rutkowski	WR	6-2	197	R-So.	Broadlands, Va. / Briar Woods H.S.
89	Colin Hirschmann	TE	6-6	235	Fr.	Chalfont, Va. / La Salle College H.S.
90	Zain Harps Upshur	DL	6-1	297	R-Sr.	Norfolk, Va. / Booker T. Washington H.S.
91	John Mullins III	DL	6-4	270	So.	Basking Ridge, N.J. / Ridge H.S.
92	Niquekko Cook	DL	6-5	268	R-Sr.	Odenton, Md. / Meade H.S.
93	John Lambert	LB	6-3	230	Sr.	Windsor, Conn. / Dean College
94	Tibo Debaillie	DL	6-3	275	So.	Gistel, Belgium / Ostend Pirates
95	Sam Gyeni	DL	6-0	269	So.	Gaithersburg, Md. / Quince Orchard H.S.
96	Prince Ukpai	DL	6-3	240	Fr.	Greenbelt, Md. / Eleanor Roosevelt H.S.
97	Grant Udinski	DL	6-3	240	R-Sr.	Doylestown, Pa. / Davidson College
99	Vinnie Shaffer	DL	6-0	295	So.	Middle River, Md. / Saint Anselm College

Head Coach: Rob Ambrose (Towson, 1993), 10th season

Assistant Coaches: Lyndon Johnson (Defensive Coordinator/Outside Linebackers)
 Jared Ambrose (Offensive Coordinator/Quarterbacks)
 Joe Tricario (Special Teams Coordinator/Safeties)
 Matt Applebaum (Offensive Line)
 Konstantinos Kosmakos (Defensive Line)
 Scott Van Zile (Running Backs)
 Justin Harper (Wide Receivers)
 Tyree Foreman (Tight Ends)
 Collin Bauer (Inside Linebackers)
 Scott Lakatos (Cornerbacks)
 Lance Yaniger (Director of Football Operations)
 Leigha Presley (Video Coordinator)
 Justin Lima (Strength and Conditioning)
 Nathan Wilder (Director of Sports Medicine)
 Ariko Iso (Head Athletic Trainer)
 Alex Miller (Assistant Athletic Trainer)

PRONUNCIATION GUIDE

Jabari Allen _____ Juh-BAR-e
 Cole Cheripko _____ Chuh-RIP-co
 Brandon Chiazza _____ chee-AH-zah
 Niquekko Cook _____ NEE-koe
 Tommy Danagogo _____ Dan-Uh-go-go
 Tibo Debaillie _____ TEE-bow DUH-ball-ee
 Tom Flacco _____ FLACK-oh
 Sam Gallahan _____ GAL-uh-han
 Jabari Greenwood _____ Juh-BAR-e
 Aaron Grzymkowski _____ Grim-COW-ski

Sam Gyeni _____ GEE-N-E
 Zach Heron _____ HAIR-in
 Jirhe Love _____ JHI-ree
 Ellis Knudson _____ NUDD-son
 Vashon McCants _____ VUH-shon
 Keon Paye _____ PAY
 Nico Russolillo _____ Ruh-sill-E-O
 Mark Shetletski _____ shet-LET-ski
 Yeedee Thaanrat _____ THAY-en-rat
 Malik Tyne _____ Muh-LEEK

Grant Udinski _____ u-DIN-ski
 Prince Ukpai _____ OOK-pie
 Chizurum Umanakwe _____ CHIZ-ah-room
 _____ oom-ah-KNOCK-way
 Zane Ventimiglia _____ VEN-tuh-migg-lee-uh

GENERAL NOTES

TIGERS RECORD WHEN...

Overall	6-2
at home	3-0
on road	3-2
on grass	1-0
on field turf	5-2
in overtime	0-0

Towson scores first	4-1
Opponent scores first	2-1

Towson leads after 1st quarter	5-1
Towson leads at the half	5-1
Towson leads after 3rd quarter	6-1

Towson has more rushing yards	6-0
Towson has more passing yards	5-1
Towson has more total yards	7-0

Towson has less penalties	3-0
Towson has less turnovers	1-2

Towson scores under 10 points	0-0
Towson scores 10-19 points	0-0
Towson scores 20-29 points	1-1
Towson scores 30-39 points	1-1
Towson scores 40 points or more	4-0

Opponent scores under 10 points	0-0
Opponent scores 10-19 points	2-0
Opponent scores 20-29 points	3-0
Opponent scores 30-39 points	1-0
Opponent scores 40 points or more	0-2

Towson completes at least 50% of passes	6-1
Towson completes fewer than 50% of passes	0-1
Opponent completes at least 50% of passes	4-2
Opponent completes fewer than 50% of passes	2-0

Towson has 100-yard rusher	3-1
Opponent has 100-yard rusher	1-1

Towson has 300-yard passer	3-1
Opponent has 300-yard passer	1-1

Towson has 100-yard receiver	3-0
Opponent has 100-yard receiver	1-1

Towson defense scores	0-0
Opponent defense scores	0-0

Towson special teams score (not counting FG/XP)	3-1
Opponent special teams score (not counting FG/XP)	2-1

TALE OF THE TAPE



Towson		Maine
39.8	Points/Game	23.9
481.9	Total Offense/Game	341.0
200.6	Rushing Yards/Game	120.4
40.0	Rushing Attempts/Game	34.8
5.0	Yards Per Carry	3.5
281.2	Passing Yardage/Game	220.6
35.2	Passing Attempts/Game	35.4
12.2	Yards Per Pass Completion	11.0
29.0	Points Allowed/Game	21.1
374.9	Total Defense/Game	248.4
148.4	Rushing Yards Allowed/Game	60.4
3.8	Yards Per Carry Allowed	1.8
229.9	Passing Yards Allowed/Game	188.0
14.0	Yards Per Completion Allowed	12.9
+3	Turnover Margin	+2

Leaders		Leaders
Flacco (2201)	Passing Yards	Ferguson (1205)
Flacco (19)	Passing TDs	Ferguson (6)
Flacco (570)	Rushing Yards	Jefferson (394)
Simpson (6)	Rushing TDs	Fitzpatrick (3)
Leatherbury (45)	Receptions	Edwards (32)
Leatherbury (663)	Receiving Yards	Edwards (494)
J. Allen (5)	Receiving TDs	Wright (4)
Wallace (66)	Tackles	Stevens (70)
Udinski (3.5)	Sacks	Sheffield (8.5)
Paye (2)	Interceptions	Carr/Hart (2)

Tigers in the Community

As part of the second annual Battle for Greater Baltimore, student-athletes from Towson and Morgan State united for a community event at the Weinberg YMCA in Baltimore on August 18th.

Athletes from both schools helped out with representatives from the Special Olympics of Central Maryland for the event. Towson's women's cross country team were with Morgan State's track & field and softball programs.

During the afternoon, the student-athletes spent the day with children in Baltimore, playing numerous games including relay races, football tosses, balloon races and Duck-Duck Goose.

This event was part of Towson's Total Tiger Program: its goal is to educate, advocate, mentor and serve, giving Towson student-athletes an opportunity to engage and interact with the Greater Baltimore area through community service.

IN THE POLLS

STATS FCS Top 25 Poll (Oct. 29, 2018 - Week 9)

Team (1st-place votes)	Record	Prev Rank
1. North Dakota State (160)	8-0	1
2. Kennesaw State	7-1	2
3. James Madison	6-2	3
4. Weber State	6-2	4
5. Eastern Washington	6-2	5
6. UC Davis	7-1	6
7. South Dakota State	5-2	7
8. Elon	5-2	8
9. Wofford	6-2	9
10. Jacksonville State	6-2	12
11. McNeese	6-2	14
12. Colgate	7-0	16
13. Delaware	6-2	21
14. Illinois State	5-3	11
15. Towson	6-2	10
16. Stony Brook	6-3	15
17. North Carolina A&T	6-2	18
18. Princeton	7-0	19
19. Central Arkansas	5-3	13
20. Nicholls	5-3	20
21. Sam Houston State	5-3	23
22. ETSU	7-2	25
23. Maine	5-3	24
24. Dartmouth	7-0	NR
25. SE Missouri State	6-2	NR

AFCA FCS Coaches Poll (Oct. 29, 2018 - Week 9)

Team (1st-place votes)	Record	Prev Rank
1. North Dakota State (26)	8-0	1
2. Kennesaw State	7-1	2
3. James Madison	6-2	3
4. Eastern Washington	6-2	4
5. Weber State	6-2	5
6. Elon	6-2	6
7. South Dakota State	5-2	8
8. Wofford	6-2	7
9. UC Davis	7-1	13
10. Jacksonville State	6-2	12
11. Colgate	7-0	11
12. McNeese	6-2	16
13. Illinois State	5-3	9
14. Princeton	7-0	17
15. Towson	6-2	10
16. Delaware	6-2	21
17. North Carolina A&T	6-2	18
18. Stony Brook	6-3	15
19. Central Arkansas	5-3	14
t20. Dartmouth	7-0	20
t20. Nicholls	5-3	19
22. Sam Houston State	7-2	22
23. ETSU	5-3	25
24. SE Missouri State	6-2	NR
25. North Dakota	5-3	24

Towson in the Rankings (Week-by-Week)

Preseason

--STATS: Not ranked

--Coaches: Not ranked

Week 1 (Sept. 3)

--STATS: Not ranked

--Coaches: Not ranked

Week 2 (Sept. 10)

--STATS: Not ranked

--Coaches: Not ranked

Week 3 (Sept. 17)

--STATS: Receiving votes

--Coaches: Receiving votes

Week 4 (Sept. 24)

--STATS: #25

--Coaches: Receiving votes

Week 5 (Oct. 1)

--STATS: #23

--Coaches: #24

Week 6 (Oct. 8)

--STATS: #17

--Coaches: #18

Week 7 (Oct. 15)

--STATS: #13

--Coaches: #14

Week 8 (Oct. 22)

--STATS: #10

--Coaches: #10

Week 9 (Oct. 29)

--STATS: #15

--Coaches: #15

THE LAST TIME...**30+ Rushing Attempts**

39, Terrance West vs. Eastern Illinois, 12-13-13

100 Yards Rushing

123, Shane Simpson at Delaware, 10-27-18

150 Yards Rushing

185, Tom Flacco vs. The Citadel, 9-29-18

200 Yards Rushing

202, Shane Simpson vs. William & Mary, 11-12-16

300 Yards Rushing

354, Terrance West at Eastern Illinois, 12-13-13

2 TD's Rushing

2, Tom Flacco at UAlbany, 10-20-18

3 TD's Rushing

3, Darius Victor vs. Holy Cross, 9-19-15

4 TD's Rushing

4, Darius Victor at Richmond, 10-1-16

20+ Completions

21, Tom Flacco at Delaware, 10-27-18

30+ Completions

35, Tom Flacco at Wake Forest, 9-8-18

40+ Completions

47, Joe Lee at Lehigh, 10-30-99

30+ Passing Attempts

42, Tom Flacco at Delaware, 10-27-18

40+ Passing Attempts

42, Tom Flacco at Delaware, 10-27-18

50+ Passing Attempts

51, Tom Flacco at Wake Forest, 9-8-18

300+ Yards Passing

306, Tom Flacco at UAlbany, 10-20-18

THE LAST TIME TOWSON...**400+ Yards Passing**

435, Sean Schaefer vs. Delaware, 10-28-06

500+ Yards Passing

567, Joe Lee at Lehigh, 10-30-99

3 TD's Passing

4, Tom Flacco vs. Stony Brook, 10-6-18

4 TD's Passing

4, Tom Flacco vs. Stony Brook, 10-6-18

5+ TD's Passing

5, Sean Schaefer at Delaware, 10-28-06

2 TD's receiving

2, Chris Clark vs. Stony Brook, 10-6-18

3+ TD's receiving

3, Eric Yancey at Delaware, 10-28-06

10+ Receptions

10, Jabari Greenwood vs. Villanova, 9-30-17

100+ Receiving yards

114, Shane Leatherbury at UAlbany, 10-20-18

150+ Receiving Yards

153, Jabari Greenwood at Saint Francis, 9-16-17

200+ Receiving Yards

232, Christian Summers vs. Saint Francis, 9-10-16

Kickoff Return For TD

96, Shane Simpson vs. Stony Brook, 10-6-18

Punt return For TD

62, Coby Tippet at William & Mary, 11-11-17

Special Teams Defensive TD

Troy Vincent Jr., at Villanova 9-15-18

Interception For TD

34, Chris Tedder vs. Villanova, 10-24-15

86, Romell Haley vs. Villanova, 10-24-15

60+ punt

62, Pat Toomey at William & Mary, 11-11-17

Scored a safety

at Delaware, 10-27-18

Fumble Return For TD

14, Troy Vincent Jr., at Villanova 9-15-18

Blocked Punt For TD

0, Fred Overstreet at Delaware State, 9-13-14

Blocked Punt

Jordan Mynatt vs. James Madison, 10-10-15

Blocked Field Goal

D'Sean Cummings vs. Saint Francis, 9-10-16

Blocked extra Point

Alfonso Augustine vs. North Carolina Central, 9-20-14

3 Interceptions In Game By One Player

3, Allante Harrison at Delaware, 9-11-04

4 field goals in a game

4, Aidan O'Neill at Delaware, 10-27-18

50+ Field Goal

50, Aidan O'Neill at Delaware, 10-27-18

Rush Of 50+ Yards

53, Yeedee Thaenrat vs. William & Mary, 10-13-18

Pass Of 50+ Yards

76, Tom Flacco to Shane Leatherbury at Villanova, 9-15-18

Rush Of 75+ Yards

78, Tom Flacco vs. The Citadel, 9-29-18

Pass of 75+ Yards

76, Tom Flacco to Shane Leatherbury at Villanova, 9-15-18

THE LAST TIME AN OPPONENT...**30+ Rushing Attempts**

35, Lorenzo Ward, The Citadel, 9-29-18

100 Yards Rushing

180, Lorenzo Ward, The Citadel, 9-29-18

200 Yards Rushing

200, John Griffin, Northeastern, 10-24-09

300 Yards Rushing

348, Shun White, Navy, 8-30-08

20+ Completions

26, Zach Bednarczyk, Villanova, 9-15-18

30+ Completions

35, Clint Trickett, West Virginia, 9-6-14

30+ Passing Attempts

32, Pat Kehoe, Delaware, 10-27-18

40+ Passing Attempts

46, Elijah Staley, Morgan State, 9-2-17

50+ Passing Attempts

50, Jimmy Garoppolo, Eastern Illinois, 12-13-13

300+ Yards Passing

305, Pat Kehoe, Delaware, 10-27-18

400+ Yards Passing

409, Mike Potts, William & Mary, 11-4-06

3+ TD's Passing

4, Pat Kehoe, Delaware, 10-27-18

4+ TD's Passing

4, Pat Kehoe, Delaware, 10-27-18

2 TD's receiving

2, Vinny Papale, Delaware, 10-27-18

10+ Receptions

10, Brendan Flaherty, Holy Cross, 9-19-15

100+ Receiving yards

142, Vinny Papale, Delaware, 10-27-18

Kickoff Return For TD

92, Charles Tutt, James Madison, 10-10-15

Punt return For TD

(2x) 70 and 60, Greg Dortch, Wake Forest, 9-8-18

Interception For TD

75, Darnell Savage, Jr., Maryland, 9-9-17

Special Teams Defensive TD

Arman Jones, William & Mary, 10-13-18

Scored a safety

Holy Cross, 9-19-15

Fumble Return For TD

61, Brandon Ginnetti, Rhode Island, 11-19-16

Blocked Punt

Brandon Waller, Richmond, 10-1-16

Blocked Field Goal

William & Mary, 10-13-18

CAA STANDINGS - SCHEDULE

2018 Colonial Athletic Association Standings

School	Conf	CPct.	Overall	Pct.	Streak
Towson	4-1	.800	6-2	.750	L-1
Delaware	4-1	.800	6-2	.750	W-4
James Madison	4-1	.800	6-2	.750	W-2
Maine	4-1	.800	5-3	.625	W-1
Elon	3-1	.750	5-2	.714	W-1
Stony Brook	4-2	.667	6-3	.667	L-1
Rhode Island	3-2	.600	5-3	.625	W-1
William & Mary	2-3	.400	3-5	.375	L-3
Richmond	1-4	.200	3-5	.375	L-1
New Hampshire	1-4	.000	2-6	.250	W-1
UAlbany	0-5	.000	2-6	.250	L-4
Villanova	0-5	.000	3-5	.375	L-4



THIS WEEK'S SCHEDULE

Saturday, November 3

James Madison at New Hampshire, 1 p.m.*

Rhode Island at Elon, 1:30 p.m.*

Villanova at Richmond, 3 p.m.*

Delaware at UAlbany, 3:30 p.m.*

Maine at Towson, 4 p.m.*

LAST WEEK'S RESULTS

Saturday, October 27

Rhode Island 21, William & Mary 10*

Maine 28, UAlbany 9*

New Hampshire 34, Villanova 0*

Delaware 40, Towson 36*

James Madison 13, Stony Brook 10*

NEXT WEEK'S GAMES

Saturday, November 10

Towson at Elon, 12 p.m.*

William & Mary at Villanova, 1 p.m.*

Delaware at Stony Brook, 1 p.m.*

UAlbany at New Hampshire, 1 p.m.*

Rhode Island at James Madison, 2 p.m.*

Maine at Richmond, 3 p.m.*

* CAA Conference Game

CAA PLAYERS OF THE WEEK

Sept. 3

Offense _ Zach Bednarczyk, Villanova

Defense (Co) _____ Justin Hogan, URI

_____ Sterling Sheffield, Maine

Sp. Teams _ Aidan O'Neill, Towson

Rookie _____ Dev Holmes, UAlbany

Sept. 10

Offense _____ JaJuan Lawson, URI

Defense _____ McAlister Ingram, Elon

Sp. Teams _____ D'Angelo Amos, JMU

Rookie _____ Ramon Jefferson, Maine

Sept. 17

Offense (Co) _ Tom Flacco, Towson

_____ JaJuan Lawson, URI

Defense _____ Shayne Lawless, SBU

Sp. Teams _____ Dejon Brissett, Richmond

Rookie _____ Dev Holmes, UAlbany

Sept. 24

Offense _____ Jordan Gowins, SBU

Defense _____ Jimmy Moreland, JMU

Sp. Teams _____ Casey Williams, SBU

Rookie _____ Dev Holmes, UAlbany

Oct. 1

Offense _____ Tom Flacco, Towson

Defense _____ Marcus Willoughby, Elon

Sp. Teams _____ Ahmere Dorsey, URI

Rookie _____ Kyndel Dean, JMU

Oct. 8

Offense _____ Malcolm Summers, Elon

Defense _____ Deshawn Stevens, Maine

Sp. Teams (Co) _ Shane Simpson, Towson

_____ Kenny Doak, Maine

Rookie _____ Zack Monson, Elon

Oct. 15

Offense _____ Donald Liotine, SBU

Defense _____ Troy Reeder, Delaware

Sp. Teams _____ D'Angelo Amos, JMU

Rookie _____ Devin Young, Maine

Oct. 22

Offense _____ Tom Flacco, Towson

Defense _____ Troy Reeder, Delaware

Sp. Teams _____ Nasir Adderley, Delaware

Rookie _____ Jaylan Thomas, Elon

Oct. 29

Offense _____ Pat Kehoe, Delaware

Defense _____ Dimitri Holloway, JMU

Sp. Teams _____ Tyler Gray, JMU

Rookie _____ Carlos Washington, UNH

TEAM GAME-BY-GAME

Game	Score	First Downs	Time of Possession	Rushing (No-Yds-TD)	Passing (Cmp-Att-Int-Yds-TD)	Total Offense (Plays-Yds-TD)	3rd Down Conv.	Fumbles-Lost
TOWSON	36	21	29:43	39-156-1	18-28-1-245-2	67-401-3	3-of-14	1-1
at Morgan State	10	13	30:17	37-63-0	14-24-1-104-0	61-167-0	3-of-13	1-1
TOWSON	20	25	30:43	30-65-0	35-51-1-345-3	81-410-3	6-of-15	0-0
at Wake Forest	51	32	29:17	54-340-2	17-27-1-242-2	81-582-4	10-of-16	1-1
TOWSON	45	32	35:01	52-208-2	27-38-1-320-3	90-528-5	9-of-17	0-0
at Villanova	35	21	24:59	25-101-1	26-35-1-389-4	60-490-5	2-of-8	2-1
TOWSON	44	24	30:05	41-334-3	16-23-1-274-2	64-608-5	11-of-24	0-0
The Citadel	27	22	29:55	71-341-3	3-16-1-63-0	87-404-3	7-of-11	0-0
TOWSON	52	25	27:51	35-120-2	23-33-1-319-4	68-439-6	6-of-13	1-1
Stony Brook	28	14	32:09	31-105-1	19-33-0-239-3	64-344-4	7-of-17	4-2
TOWSON	29	24	29:33	41-255-3	18-27-0-201-1	68-456-4	2-of-10	1-0
William & Mary	13	18	30:27	38-70-1	19-35-0-163-0	73-233-1	7-of-18	0-0
TOWSON	56	30	36:15	42-217-4	26-39-2-321-3	81-538-7	3-of-12	1-0
at UAlbany	28	16	23:45	26-94-2	15-31-2-310-2	57-404-4	3-of-11	3-0
TOWSON	36	29	33:13	40-226-1	21-43-1-225-2	83-451-3	8-of-17	0-0
at Delaware	40	20	26:47	31-35-2	18-32-1-305-4	63-340-6	7-of-11	1-1
TOWSON	0	0	--:--	0-0-0	0-0-0-0-0	0-0-0	0-of-0	0-0
Maine	0	0	--:--	0-0-0	0-0-0-0-0	0-0-0	0-of-0	0-0
TOWSON	0	0	--:--	0-0-0	0-0-0-0-0	0-0-0	0-of-0	0-0
at Elon	0	0	--:--	0-0-0	0-0-0-0-0	0-0-0	0-of-0	0-0
TOWSON	0	0	--:--	0-0-0	0-0-0-0-0	0-0-0	0-of-0	0-0
James Madison	0	0	--:--	0-0-0	0-0-0-0-0	0-0-0	0-of-0	0-0

BIG PLAYS

20-Yard Plus Plays

Yds	Type	Player (s)	Opponent
96***	Kickoff Return	Shane Simpson	Stony Brook (10/6)
78	Rush	Tom Flacco	The Citadel (9/29)
76***	Pass	Sean Leatherbury catch, from Tom Flacco	Villanova (9/15)
63	Kickoff Return	Shane Simpson	Delaware (10/27)
57	Rush	Tom Flacco	The Citadel (9/29)
53***	Rush	Yeedee Thaeenrat	William & Mary (10/13)
53	Pass	Sean Leatherbury catch, from Tom Flacco	Morgan State (9/1)
43	Pass	Jabari Allen catch, from Tom Flacco	The Citadel (9/29)
42	Rush	Yeedee Thaeenrat	UAlbany (10/20)
42	Pass	Shane Leatherbury, from Tom Flacco	UAlbany (10/20)
41***	Pass	Shane Leatherbury, from Tom Flacco	UAlbany (10/20)
36	Kickoff Return	Shane Simpson	Delaware (10/27)
35	Rush	Tom Flacco	William & Mary (10/13)
34***	Rush	Shane Simpson	The Citadel (9/29)
34	Rush	Kobe Young	The Citadel (9/29)
33	Rush	Tom Flacco	UAlbany (10/20)
33	Pass	Shane Leatherbury, from Tom Flacco	The Citadel (9/29)
32	Kickoff Return	Shane Simpson	Wake Forest (9/8)
31	Pass	Shane Simpson catch, from Tom Flacco	Delaware (10/27)
31	Punt Return	Shane Simpson	UAlbany (10/20)
31	Pass	Sam Gallahan catch, from Tom Flacco	Morgan State (9/1)
31	Kickoff Return	Shane Simpson	Wake Forest (9/8)
30***	Pass	Brent Richardson catch, from Tom Flacco	Stony Brook (10/6)
29	Pass	Jabari Allen catch, from Tom Flacco	The Citadel (9/29)
29***	Pass	Sam Gallahan catch, from Tom Flacco	Villanova (9/15)
29	Rush	Shane Simpson	William & Mary (10/13)
28	Punt Return	Shane Simpson	Villanova (9/15)
28	Rush	Shane Simpson	Villanova (9/15)
28	Kickoff Return	Shane Simpson	Wake Forest (9/8)
26	Kickoff Return	Shane Simpson	UAlbany (10/20)
25	Pass	Shane Leatherbury, from Tom Flacco	The Citadel (9/29)
25	Kickoff Return	Shane Simpson	Villanova (9/15)
25	Pass	Sam Gallahan, from Tom Flacco	Morgan State (9/1)
25	Pass	Chris Clark catch, from Tom Flacco	Morgan State (9/1)
25	Kickoff Return	Shane Simpson	Wake Forest (9/8)
24***	Pass	Sam Gallahan catch, from Tom Flacco	The Citadel (9/29)
24***	Pass	Brent Richardson catch, from Tom Flacco	William & Mary (10/13)
23	Pass	Shane Simpson catch, from Tom Flacco	Stony Brook (10/6)
23	Pass	Jabari Allen catch, from Tom Flacco	The Citadel (9/29)
23	Kickoff Return	Shane Simpson	Morgan State (9/1)
23	Rush	Tom Flacco	Villanova (9/15)
23	Kickoff Return	Shane Simpson	Morgan State (9/1)
22	Rush	Kobe Young	Wake Forest (9/8)
22	Kickoff Return	Shane Simpson	Wake Forest (9/8)
22	Kickoff Return	Shane Simpson	The Citadel (9/29)
21	Rush	Tom Flacco	The Citadel (9/29)
21	Pass	Chris Clark catch, from Ryan Stover	The Citadel (9/29)
21	Kickoff Return	Shane Simpson	The Citadel (9/29)
20	Pass	Jabari Greenwood catch, from Tom Flacco	Wake Forest (9/8)
20	Kickoff Return	Kobe Young	Wake Forest (9/8)

*** touchdown scored on the play

Longest Plays By the Numbers

Longest Play by Yards	No.	TD
100+	0	0
90-99	1	1
80-89	0	0
70-79	2	1
60-69	1	0
50-59	3	1
40-49	4	2
30-39	12	2
20-29	27	3

Longest Play by Play Choice	No.	TD
Rushing	13	3
Passing	20	6
Punt Returns	2	0
Kickoff Returns	15	1
Interceptions	0	0
Fumble Returns	0	0
Other	0	0

Longest Play by Game	No.	TD
at Morgan State (9/1)	6	0
at Wake Forest (9/8)	8	1
at Villanova (9/15)	6	1
The Citadel (9/29)	13	3
Stony Brook (10/6)	3	2
William & Mary (10/13)	4	1
at UAlbany (10/20)	6	2
at Delaware (10/27)	4	0
Total	50	10

20-Yard Plus By Player (Not Including QB Pass)

Player	No.	TD	R	P	KR	PR	DEF
Allen	3	0	0	3	0	0	0
Clark	2	0	0	2	0	0	0
Flacco	6	0	6	0	0	0	0
Gallahan	4	2	0	4	0	0	0
Greenwood	1	0	0	1	0	0	0
Leatherbury	6	2	0	6	0	0	0
Richardson	2	2	0	2	0	0	0
Simpson	21	2	3	2	14	2	0
Thaeenrat	2	2	2	0	0	0	0
Young	3	0	2	0	1	0	0
Total	46	10	13	18	13	2	0

Longest Plays of the Year (Towson)

Rushing

78 Tom Flacco vs. The Citadel (9/29)

Rushing Touchdown

57 Yeedee Thaeenrat vs. William & Mary (10/13)

Passing

76 Sean Leatherbury from Tom Flacco at Villanova (9/15)

Passing Touchdown

76 Sean Leatherbury from Tom Flacco at Villanova (9/15)

Punt Return

31 Shane Simpson at UAlbany (10/20)

Kickoff Return

96 Shane Simpson vs. Stony Brook (10/6)

Interception Return

7 Diondre Wallace at Morgan State (9/1)

Fumble Return

14 Troy Vincent Jr. at Villanova (9/15)

Punt

53 Pat Toomey at Villanova (9/15)

Field Goal

50 Aiden O'Neill at Delaware (10/27)

2018 COMBINED STATS

2018 Towson Football Towson Combined Team Statistics (as of Oct 27, 2018) All games

Date	Opponent	Score	Att.
Sept. 1, 2018	at MORGAN STATE	W 36-10	9209
Sep 08, 2018	at Wake Forest	L 20-51	23619
* Sep 15, 2018	at #10 Villanova	W 45-35	5719
Sep 29, 2018	THE CITADEL	W 44-27	7323
* Oct 06, 2018	#13 STONY BROOK	W 52-28	4614
* Oct 13, 2018	WILLIAM & MARY	W 29-13	8022
* Oct 20, 2018	at UALBANY	W 56-28	7029
* Oct 27, 2018	at #21 Delaware	L 36-40	14593

Rushing	gp	att	gain	loss	net	avg	td	lg	avg/g
Tom Flacco	8	107	713	143	570	5.3	4	78	71.2
Shane Simpson	8	97	511	23	488	5.0	6	34	61.0
Kobe Young	7	42	251	9	242	5.8	2	34	34.6
Yeedee Thaeenrat	8	39	237	12	225	5.8	4	53	28.1
Shane Leatherbury	8	6	42	0	42	7.0	0	17	5.2
Jaelen Thompson	3	9	19	1	18	2.0	0	7	6.0
Ryan Stover	7	9	22	5	17	1.9	0	12	2.4
Caleb Smith	4	1	7	0	7	7.0	0	7	1.8
Sam Gallahan	8	1	3	0	3	3.0	0	3	0.4
Total	8	320	1805	200	1605	5.0	16	78	200.6
Opponents	8	313	1437	250	1187	3.8	12	52	148.4

Passing	gp	effic	comp-att-int	pct	yds	td	lg	avg/g
Tom Flacco	8	149.30	179-275-8	65.1	2201	19	76	275.1
Ryan Stover	7	248.32	5-5-0	100.0	49	1	21	7.0
TEAM	6	0.00	0-2-0	0.0	0	0	0	0.0
Total	8	150.00	184-282-8	65.2	2250	20	76	281.2
Opponents	8	137.76	131-233-7	56.2	1839	15	65	229.9

Receiving	gp	no.	yds	avg	td	lg	avg/g
Shane Leatherbury	8	45	663	14.7	4	76	82.9
Jabari Allen	8	34	392	11.5	5	43	49.0
Sam Gallahan	8	28	382	13.6	2	31	47.8
Shane Simpson	8	20	212	10.6	3	31	26.5
Brent Richardson	8	19	254	13.4	2	30	31.8
Chris Clark	6	8	96	12.0	3	25	16.0
Jabari Greenwood	7	7	61	8.7	0	20	8.7
Kobe Young	7	7	32	4.6	1	9	4.6
Ryan Rutkowski	8	5	67	13.4	0	18	8.4
Caleb Smith	4	4	36	9.0	0	16	9.0
Zach Heron	7	3	30	10.0	0	15	4.3
Rodney Dorsey	6	2	14	7.0	0	8	2.3
Joe Green	8	1	8	8.0	0	8	1.0
Yeedee Thaeenrat	8	1	3	3.0	0	3	0.4
Total	8	184	2250	12.2	20	76	281.2
Opponents	8	131	1839	14.0	15	65	229.9

Field Goals	fg	pct.	01-19	20-29	30-39	40-49	50-99	lg	blk
Aidan O'Neill	16-21	76.2	1-1	7-7	4-7	3-4	1-2	50	1

Record:	Overall	Home	Away	Neutral
All games	6-2	3-0	3-2	0-0
Conference	4-1	2-0	2-1	0-0
Non-Conference	2-1	1-0	1-1	0-0

Team Statistics	TOWSON	OPP
FIRST DOWNS	211	159
Rushing	86	65
Passing	109	82
Penalty	16	12
RUSHING YARDAGE	1605	1187
Rushing Attempts	320	313
Average Per Rush	5.0	3.8
Average Per Game	200.6	148.4
TDs Rushing	16	12
PASSING YARDAGE	2250	1839
Comp-Att-Int	184-282-8	131-233-7
Average Per Pass	8.0	7.9
Average Per Catch	12.2	14.0
Average Per Game	281.2	229.9
TDs Passing	20	15
TOTAL OFFENSE	3855	3026
Average Per Play	6.4	5.5
Average Per Game	481.9	378.2
KICK RETURNS: #Yards	31-758	46-881
PUNT RETURNS: #Yards	12-103	9-144
INT RETURNS: #Yards	7-13	8-36
FUMBLES-LOST	4-2	12-6
PENALTIES-Yards	52-534	48-405
PUNTS-AVG	25-40.9	37-38.2
TIME OF POSSESSION/Game	31:56	27:33
3RD-DOWN Conversions	44/109	48/115
4TH-DOWN Conversions	7/14	8/19

Interceptions	no.	yds	avg	td	lg
Keon Paye	2	0	0.0	0	0
Diondre Wallace	1	7	7.0	0	7
Vashon McCants, Jr.	1	0	0.0	0	0
John Lambert	1	-1	-1.0	0	0
Monty Fenner	1	7	7.0	0	7
Mantriel Reaves	1	0	0.0	0	0

Punting	no.	yds	avg	lg	tb	fc	i20	50+	blk
Pat Toomey	25	1022	40.9	53	0	7	11	4	0

Punt Returns	no.	yds	avg	td	lg
Shane Simpson	10	100	10.0	0	31
Coby Tippet	2	3	1.5	0	5
Total	12	103	8.6	0	31
Opponents	9	144	16.0	2	70

Kick Returns	no.	yds	avg	td	lg
Shane Simpson	28	719	25.7	1	96
Coby Tippet	2	19	9.5	0	13
Kobe Young	1	20	20.0	0	20
Total	31	758	24.5	1	96
Opponents	46	881	19.2	0	47

All Purpose	g	rush	rcv	pr	kr	ir	total	avg/g
Shane Simpson	8	488	212	100	719	0	1519	189.9
Shane Leatherbu	8	42	663	0	0	0	705	88.1
Tom Flacco	8	570	0	0	0	0	570	71.2
Jabari Allen	8	0	392	0	0	0	392	49.0
Sam Gallahan	8	3	382	0	0	0	385	48.1
Total	8	1605	2250	103	758	13	4729	591.1
Opponents	8	1187	1839	144	881	36	4087	510.9

Total Offense	g	plays	rush	pass	total	avg/g
Tom Flacco	8	382	570	2201	2771	346.4
Shane Simpson	8	97	488	0	488	61.0
Kobe Young	7	42	242	0	242	34.6
Yeedee Thaeenrat	8	39	225	0	225	28.1
Ryan Stover	7	14	17	49	66	9.4
Total	8	602	1605	2250	3855	481.9
Opponents	8	546	1187	1839	3026	378.2

#	Defensive Leaders	gp	ua	a	tot	tfl/yds	Sacks	Pass defense	Fumbles	blkd	saf
56	Diondre Wallace	8	38	28	66	3.0-18	1.0-14	1-7	1	2	.

2018 INDIVIDUAL STATS

2018 Towson Football
Towson Overall Individual Statistics (as of Oct 27, 2018)
All games

Rushing	gp	att	gain	loss	net	avg	td	lg	avg/g
Tom Flacco	8	107	713	143	570	5.3	4	78	71.2
Shane Simpson	8	97	511	23	488	5.0	6	34	61.0
Kobe Young	7	42	251	9	242	5.8	2	34	34.6
Yeedee Thaenrat	8	39	237	12	225	5.8	4	53	28.1
Shane Leatherbury	8	6	42	0	42	7.0	0	17	5.2
Jaelen Thompson	3	9	19	1	18	2.0	0	7	6.0
Ryan Stover	7	9	22	5	17	1.9	0	12	2.4
Caleb Smith	4	1	7	0	7	7.0	0	7	1.8
Sam Gallahan	8	1	3	0	3	3.0	0	3	0.4
Tyler Raines	1	1	0	2	-2	-2.0	0	0	-2.0
TEAM	6	8	0	5	-5	-0.6	0	0	-0.8
Total	0	320	1805	200	1605	5.0	16	78	0.0
Opponents	0	313	1437	250	1187	3.8	12	52	0.0

Passing	gp	effic	comp-att-int	pct	yds	td	lg	avg/g
Tom Flacco	8	149.30	179-275-8	65.1	2201	19	76	275.1
Ryan Stover	7	248.32	5-5-0	100.0	49	1	21	7.0
TEAM	6	0.00	0-2-0	0.0	0	0	0	0.0
Total	0	150.00	184-282-8	65.2	2250	20	76	0.0
Opponents	0	137.76	131-233-7	56.2	1839	15	65	0.0

Receiving	gp	no.	yds	avg	td	lg	avg/g
Shane Leatherbury	8	45	663	14.7	4	76	82.9
Jabari Allen	8	34	392	11.5	5	43	49.0
Sam Gallahan	8	28	382	13.6	2	31	47.8
Shane Simpson	8	20	212	10.6	3	31	26.5
Brent Richardson	8	19	254	13.4	2	30	31.8
Chris Clark	6	8	96	12.0	3	25	16.0
Jabari Greenwood	7	7	61	8.7	0	20	8.7
Kobe Young	7	7	32	4.6	1	9	4.6
Ryan Rutkowski	8	5	67	13.4	0	18	8.4
Caleb Smith	4	4	36	9.0	0	16	9.0
Zach Heron	7	3	30	10.0	0	15	4.3
Rodney Dorsey	6	2	14	7.0	0	8	2.3
Joe Green	8	1	8	8.0	0	8	1.0
Yeedee Thaenrat	8	1	3	3.0	0	3	0.4
Total	0	184	2250	12.2	20	76	0.0
Opponents	0	131	1839	14.0	15	65	0.0

Punt Returns	no.	yds	avg	td	lg
Shane Simpson	10	100	10.0	0	31
Coby Tippet	2	3	1.5	0	5
Total	12	103	8.6	0	31
Opponents	9	144	16.0	2	70

Interceptions	no.	yds	avg	td	lg
Keon Paye	2	0	0.0	0	0
John Lambert	1	-1	-1.0	0	0
Monty Fenner	1	7	7.0	0	7
Mantriel Reaves	1	0	0.0	0	0
Diondre Wallace	1	7	7.0	0	7
Vashon McCants, Jr.	1	0	0.0	0	0
Total	7	13	1.9	0	7
Opponents	8	36	4.5	0	37

Kick Returns	no.	yds	avg	td	lg
Shane Simpson	28	719	25.7	1	96
Coby Tippet	2	19	9.5	0	13
Kobe Young	1	20	20.0	0	20
Total	31	758	24.5	1	96
Opponents	46	881	19.2	0	47

Fumble Returns	no.	yds	avg	td	lg
Mantriel Reaves	1	21	21.0	0	21
Troy Vincent	1	14	14.0	1	14
Total	2	35	17.5	1	21
Opponents	0	0	0.0	2	0

2018 INDIVIDUAL STATS

2018 Towson Football
Towson Overall Individual Statistics (as of Oct 27, 2018)
All games

Scoring	td	fg	PAT				dxp	saf	pts
			kick	rush	rcv	pass			
Aidan O'Neill	-	16-21	32-33	-	-	-	-	-	80
Shane Simpson	10	-	-	-	-	-	-	-	60
Jabari Allen	5	-	-	-	-	-	-	-	30
Shane Leatherbury	4	-	-	-	1	1-1	-	-	26
Tom Flacco	4	-	-	-	1	1-2	-	-	26
Yeedee Thaenrat	4	-	-	-	-	-	-	-	24
Chris Clark	3	-	-	-	-	-	-	-	18
Kobe Young	3	-	-	-	-	-	-	-	18
Brent Richardson	2	-	-	-	-	-	-	-	12
Sam Gallahan	2	-	-	-	-	-	-	-	12
Troy Vincent	1	-	-	-	-	-	-	-	6
TEAM	-	-	-	-	-	-	-	2	4
Zach Heron	-	-	-	1-1	-	-	-	-	2
Total	38	16-21	32-33	1-1	2	2-3	-	2	318
Opponents	31	6-7	26-29	-	1	1-2	-	-	232

Total Offense	g	plays	rush	pass	total	avg/g
Tom Flacco	8	382	570	2201	2771	346.4
Shane Simpson	8	97	488	0	488	61.0
Kobe Young	7	42	242	0	242	34.6
Yeedee Thaenrat	8	39	225	0	225	28.1
Ryan Stover	7	14	17	49	66	9.4
Shane Leatherbury	8	6	42	0	42	5.2
Jaalen Thompson	3	9	18	0	18	6.0
Caleb Smith	4	1	7	0	7	1.8
Sam Gallahan	8	1	3	0	3	0.4
Tyler Raines	1	1	-2	0	-2	-2.0
TEAM	6	10	-5	0	-5	-0.8
Total	0	602	1605	2250	3855	0.0
Opponents	0	546	1187	1839	3026	0.0

Field Goals	fg	pct.	01-19	20-29	30-39	40-49	50-99	lg	blk
Aidan O'Neill	16-21	76.2	1-1	7-7	4-7	3-4	1-2	50	1

FG Sequence	Towson	Opponents
MORGAN STATE	(19),(36),(38),(39)	(24)
Wake Forest	-	(35),(27),(27)
Villanova	51,(26)	-
The Citadel	(40),(22),(27)	(30),(44)
Stony Brook	33,(31)	-
William & Mary	38,(46),42	35
UALBANY	(27),(45),37	-
Delaware	(27),(21),(50),(29)	-

Punting	no.	yds	avg	lg	tb	fc	i20	50+	blk
Pat Toomey	25	1022	40.9	53	0	7	11	4	0
Total	25	1022	40.9	53	0	7	11	4	0
Opponents	37	1413	38.2	51	0	18	8	1	0

Kickoffs	no.	yds	avg	tb	ob	retn	net	ydln
Pat Toomey	54	3117	57.7	4	2			
Aidan O'Neill	6	292	48.7	0	0			
Total	60	3409	56.8	4	2	19.2	40.5	24
Opponents	47	2795	59.5	14	0	24.5	35.9	29

Numbers in (parentheses) indicate field goal was made.

2018 INDIVIDUAL STATS

2018 Towson Football
Towson Overall Individual Statistics (as of Oct 27, 2018)
All games

All Purpose	g	rush	rcv	pr	kr	ir	total	avg/g
Shane Simpson	8	488	212	100	719	0	1519	189.9
Shane Leatherb	8	42	663	0	0	0	705	88.1
Tom Flacco	8	570	0	0	0	0	570	71.2
Jabari Allen	8	0	392	0	0	0	392	49.0
Sam Gallahan	8	3	382	0	0	0	385	48.1
Kobe Young	7	242	32	0	20	0	294	42.0
Brent Richardso	8	0	254	0	0	0	254	31.8
Yeedee Thaenra	8	225	3	0	0	0	228	28.5
Chris Clark	6	0	96	0	0	0	96	16.0
Ryan Rutkowski	8	0	67	0	0	0	67	8.4
Jabari Greenwo	7	0	61	0	0	0	61	8.7
Caleb Smith	4	7	36	0	0	0	43	10.8
Zach Heron	7	0	30	0	0	0	30	4.3
Coby Tippet	8	0	0	3	19	0	22	2.8
Jaelen Thompso	3	18	0	0	0	0	18	6.0
Ryan Stover	7	17	0	0	0	0	17	2.4
Rodney Dorsey	6	0	14	0	0	0	14	2.3
Joe Green	8	0	8	0	0	0	8	1.0
Diondre Wallace	8	0	0	0	0	7	7	0.9
Monty Fenner	8	0	0	0	0	7	7	0.9
John Lambert	5	0	0	0	0	-1	-1	-0.2
Tyler Raines	1	-2	0	0	0	0	-2	-2.0
TEAM	6	-5	0	0	0	0	-5	-0.8
Total	0	1605	2250	103	758	13	4729	0.0
Opponents	0	1187	1839	144	881	36	4087	0.0

2018 TEAM COMPARISON STATS

2018 Towson Football Towson Team Game-by-Game Comparison (as of Oct 27, 2018) All games

Opponent	Score	First Downs			Rushing Number-Yards	Passing		Total Offense Plays-Yards	Return Yards	Turn- Overs	
		Total	Rush	Pass		Pen	Comp-Att-Int				Yards
MORGAN STATE	36-10	21 / 13	10 / 6	8 / 5	3 / 2	39-156 / 37-63	18-28-1 / 14-24-1	245 / 104	67-401 / 61-167	37 / 103	2 / 2
Wake Forest	20-51	25 / 32	6 / 16	19 / 13	0 / 3	30-65 / 54-340	35-51-1 / 17-27-1	345 / 242	81-410 / 81-582	170 / 241	1 / 2
Villanova	45-35	32 / 21	16 / 4	14 / 16	2 / 1	52-208 / 25-101	27-38-1 / 26-35-1	320 / 389	90-528 / 60-490	85 / 98	1 / 2
THE CITADEL	44-27	25 / 22	11 / 17	12 / 3	2 / 2	41-334 / 71-341	16-23-1 / 3-16-1	274 / 63	64-608 / 87-404	96 / 97	1 / 1
STONY BROOK	52-28	25 / 14	6 / 4	18 / 10	1 / 0	35-120 / 31-105	23-33-1 / 19-33-0	319 / 239	68-439 / 64-344	187 / 136	2 / 2
WILLIAM & MARY	29-13	24 / 18	11 / 6	11 / 11	2 / 1	41-255 / 38-70	18-27-0 / 19-35-0	201 / 163	68-456 / 73-233	94 / 89	0 / 0
UALBANY	56-28	30 / 19	12 / 7	15 / 10	3 / 2	42-241 / 26-132	26-39-2 / 15-31-2	321 / 334	81-562 / 57-466	86 / 105	2 / 2
Delaware	36-40	29 / 20	14 / 5	12 / 14	3 / 1	40-226 / 31-35	21-43-1 / 18-32-1	225 / 305	83-451 / 63-340	154 / 192	1 / 2
Totals	318-232	211 / 159	86 / 65	109 / 82	16 / 12	320-1605 / 313-1187	184-282-8 / 131-233-7	2250 / 1839	602-3855 / 546-3026	909 / 1061	10 / 13

Opponent	3rd Down Conversions	4th Down Conversions	Time of Possession	TOP Margin	Avg Yds/Rush	Avg Yds/Pass	Avg Yds/Play	Punting Number-Avg	Penalties Number-Yards	Sacks
MORGAN STATE	3-14 / 3-13	1-3 / 0-3	27:38 / 30:17	-2:39	4.0 / 1.7	8.8 / 4.3	6.0 / 2.7	2-37.5 / 6-39.0	8-100 / 12-107	2 / 4
Wake Forest	6-15 / 10-16	0-3 / 1-1	30:43 / 29:17	1:26	2.2 / 6.3	6.8 / 9.0	5.1 / 7.2	6-45.0 / 1-41.0	7-68 / 0-0	0 / 5
Villanova	9-17 / 2-8	2-2 / 1-3	35:01 / 24:59	10:02	4.0 / 4.0	8.4 / 11.1	5.9 / 8.2	3-42.3 / 3-37.3	6-60 / 9-70	2 / 3
THE CITADEL	7-11 / 9-23	0-0 / 5-8	30:05 / 29:55	0:10	8.1 / 4.8	11.9 / 3.9	9.5 / 4.6	2-31.5 / 2-46.5	5-71 / 4-35	0 / 0
STONY BROOK	6-13 / 7-17	0-0 / 0-0	32:09 / 27:51	4:18	3.4 / 3.4	9.7 / 7.2	6.5 / 5.4	4-41.2 / 9-37.6	5-35 / 8-55	1 / 0
WILLIAM & MARY	2-10 / 7-18	0-1 / 1-2	30:27 / 29:33	0:54	6.2 / 1.8	7.4 / 4.7	6.7 / 3.2	3-40.7 / 8-39.1	6-55 / 6-39	5 / 3
UALBANY	3-12 / 3-9	3-3 / 0-0	36:15 / 21:42	14:33	5.7 / 5.1	8.2 / 10.8	6.9 / 8.2	2-45.0 / 7-35.3	6-73 / 6-64	3 / 2
Delaware	8-17 / 7-11	1-2 / 0-2	33:13 / 26:47	6:26	5.7 / 1.1	5.2 / 9.5	5.4 / 5.4	3-36.7 / 1-35.0	9-72 / 3-35	0 / 0
Totals	44-109 / 48-115	7-14 / 8-19	255:31 / 220:21	35:10	5.0 / 3.8	8.0 / 7.9	6.4 / 5.5	25-40.9 / 37-38.2	52-534 / 48-405	13 / 17

Note: Game totals are displayed in the format TEAM/OPPONENT for each category

2018 DEFENSIVE STATS

2018 Towson Football
Towson Overall Defensive Statistics (as of Oct 27, 2018)
All games

#	Defensive Leaders	gp	Tackles				Sacks	Pass defense			Fumbles		blkd	
			ua	a	tot	tfl/yds	no-yds	int-yds	brup	qbh	rcv-yds	ff	kick	saf
56	Diondre Wallace	8	38	28	66	3.0-18	1.0-14	1-7	.	1	.	2	.	.
50	Robert Heyward	8	31	33	64	5.5-12	0.5-2	.	4	.	1-0	2	.	.
12	Keon Paye	8	30	25	55	4.5-14	0.5-3	2-0	.	1	.	1	.	.
8	Monty Fenner	8	33	13	46	1.0-6	.	1-7	7
9A	Mantriel Reaves	7	23	17	40	0.5-1	.	1-0	2	.	1-21	1	.	.
17	Bryce Carter	8	19	16	35	6.5-27	2.5-19	1	.	.
25	Terrill Gillette	8	18	11	29	3.0-9	.	.	7	.	1-0	.	.	.
4	Ricky DeBerry	7	14	10	24	6.0-25	1.5-10	.	.	2	1-0	.	.	.
90	Zain Harps Upshur	8	10	14	24	3.0-17	1.5-11	.	1	4
31	Malik Tyne	8	13	10	23	5.0-7	2.0-1	.	.	1	.	1	.	.
97	Grant Udinski	8	16	4	20	2.5-22	3.5-22	.	.	3	.	2	.	.
2	Brandon Shuman	8	11	7	18	.	.	.	3
92	Niquekko Cook	5	6	12	18	2.0-6	.	.	.	1
6	Jamal Gay	8	8	7	15	1-0	.	.	.
55	Christian Dixon	8	9	4	13	.	.	.	1
38	Chris Tedder	6	5	8	13	1.5-4
20	Vashon McCants, Jr.	5	6	5	11	.	.	1-0
35	Coby Tippet	8	5	6	11
95	Sam Gyeni	8	7	4	11
28	Yeedee Thaenrat	8	4	3	7	1	.	.
7A	Troy Vincent	8	4	2	6	1-14	.	.	.
21	Chizurum Umunakwe	8	1	4	5
1C	Charles Garrett	7	1	3	4	1.0-7	1.0-7
93	John Lambert	5	2	2	4	.	.	1--1	.	1
9	Sam Gallahan	8	1	2	3
1E	Pat Toomey	8	1	1	2
3	Shane Leatherbury	8	1	1	2
11	Brent Richardson	8	.	2	2
29	Nygil Johnson	7	1	1	2
44	Zach Heron	7	1	.	1
18	Jabari Allen	8	.	1	1
7	Jabari Greenwood	7	1	.	1
52	Dymelle Parker	6	1	.	1	.	.	.	1
49	Marcel Allen	2	.	1	1
22	Caleb Smith	4	.	1	1
42	Joe Green	8	1	.	1
TM	TEAM	6	2
94	Tibo Debaillie	2	1
Total		0	322	258	580	45-175	13-77	7-13	26	15	6-35	11	.	2
Opponents		0	337	260	597	46-167	17-108	8-36	25	15	2-0	2	2	.

2018 INDIVIDUAL GAME HIGHS


2018 Towson Football
Towson Game Superlatives (as of Oct 27, 2018)
All games

INDIVIDUAL GAME HIGHS

Rushes	21	Shane Simpson at Delaware (Oct 27, 2018)
Yards Rushing	185	Tom Flacco vs The Citadel (Sep 29, 2018)
TD Rushes	2	Tom Flacco vs The Citadel (Sep 29, 2018)
	2	Tom Flacco at UALBANY (Oct 20, 2018)
Long Rush	78	Tom Flacco vs The Citadel (Sep 29, 2018)
Pass attempts	51	Tom Flacco at Wake Forest (Sep 08, 2018)
Pass completions	35	Tom Flacco at Wake Forest (Sep 08, 2018)
Yards Passing	345	Tom Flacco at Wake Forest (Sep 08, 2018)
TD Passes	4	Tom Flacco vs Stony Brook (Oct 06, 2018)
Long Pass	76	Tom Flacco at Villanova (Sep 15, 2018)
Receptions	9	Sam Gallahan at Villanova (Sep 15, 2018)
	9	Shane Leatherbury vs Stony Brook (Oct 06, 2018)
	9	Jabari Allen at Delaware (Oct 27, 2018)
Yards Receiving	129	Shane Leatherbury vs Stony Brook (Oct 06, 2018)
TD Receptions	2	Shane Leatherbury at Villanova (Sep 15, 2018)
	2	Chris Clark vs Stony Brook (Oct 06, 2018)
	2	Jabari Allen at Delaware (Oct 27, 2018)
Long Reception	76	Shane Leatherbury at Villanova (Sep 15, 2018)
Field Goals	4	Aidan O'Neill at MORGAN STATE (Sept. 1, 2018)
	4	Aidan O'Neill at Delaware (Oct 27, 2018)
Long Field Goal	50	Aidan O'Neill at Delaware (Oct 27, 2018)
Punts	6	Pat Toomey at Wake Forest (Sep 08, 2018)
Punting Avg	45.0	Pat Toomey at Wake Forest (Sep 08, 2018)
	45.0	Pat Toomey at UALBANY (Oct 20, 2018)
Long Punt	53	Pat Toomey at Villanova (Sep 15, 2018)
Punts inside 20	3	Pat Toomey at Wake Forest (Sep 08, 2018)
Long Punt Return	31	Shane Simpson at UALBANY (Oct 20, 2018)
Long Kickoff Return	96	Shane Simpson vs Stony Brook (Oct 06, 2018)
Tackles	16	Diondre Wallace at Wake Forest (Sep 08, 2018)
Sacks	2.0	Grant Udinski at UALBANY (Oct 20, 2018)
Tackles For Loss	2.5	Malik Tyne at MORGAN STATE (Sept. 1, 2018)
	2.5	Ricky DeBerry vs William & Mary (Oct 13, 2018)
Interceptions	1	Diondre Wallace at MORGAN STATE (Sept. 1, 2018)
	1	Mantriel Reaves at Wake Forest (Sep 08, 2018)
	1	Keon Paye at Villanova (Sep 15, 2018)
	1	Monty Fenner vs The Citadel (Sep 29, 2018)
	1	Vashon McCants, Jr. at UALBANY (Oct 20, 2018)
	1	John Lambert at UALBANY (Oct 20, 2018)
	1	Keon Paye at Delaware (Oct 27, 2018)

2018 GAME RECAPS

Game 1 - Sept. 1, 7 p.m. at Morgan State Hughes Stadium - Baltimore, Md.

	TOWSON	36
	MORGAN STATE	10

BALTIMORE-- The Towson University football team proved to be Charm City's top college football squad, scoring 24 unanswered points to take down Morgan State 36-10 and earn its second victory in the Battle for Greater Baltimore series.

After Morgan State scored a touchdown with 4:20 left, Towson scored 24 unanswered points in over 27 minutes of play, finishing the game on a 36-3 run.

Towson's defense held Morgan State to 14 yards in the first quarter. Towson outgained its opponent 223-45 in the first half and 401-167 in the game.

Aidan O'Neill was a perfect 4-for-4 on field goals, adding three extra points for 15 points on his own.

Six different Towson receivers earned multiple receptions with Tom Flacco going 18-for-28 with two touchdowns and an interception in his first career start as a Tiger. Shane Leatherbury caught five passes for 93 yards, including a 53-yard reception.

The Towson defense held Morgan State to 2.7 yards per offensive play. Keon Paye had a team high 6.5 tackles while Robert Heyward had six. Baltimore-native Diondre Wallace had four tackles, a sack and an interception.

Scoring Summary	1	2	3	4	F
Towson	3	14	14	5	36
Morgan State	7	0	3	0	10

Scoring Plays

1st 4:20 MSU - Castano 0yd fumble recovery (O'Shea kick)
1st 2:18 TOWSON - O'Neill 19yd field goal
2nd 13:09 TOWSON - O'Neill 36yd field goal
2nd 7:12 TOWSON - Simpson 2yd pass from Flacco (Leatherbury pass from Flacco)
2nd 4:29 TOWSON - O'Neill 38yd field goal
3rd 11:51 TOWSON - Clark 1yd pass from Flacco (O'Neill kick)
3rd 7:22 MSU - O'Shea 24yd field goal
3rd 6:44 TOWSON - Young 5yd run (O'Neill kick)
4th 9:41 TOWSON - Safety
4th 4:09 TOWSON - O'Neill 39yd field goal

Team Statistics	TOWSON	MSU
First Downs	21	13
Rush Att.-Net Yards	39-156	37-63
Passing C-A-Int.-Yards	18-28-1-245	14-24-1-104
Offensive Plays	67	61
Total Offense	401	167
Fumbles-Lost	1-1	1-1
Penalties-Yards	8-100	12-107
Punts-Average	2-37.5	6-39.0
3rd Down Conversion	3-14	3-13
Time of Possession	29:43	30:17

Top Rushers

TOWSON - Kobe Young: 7 rush, 66 yards, 1 TD
MSU - DeAndre Harris: 12 rush, 31 yards

Top Passers

TOWSON - Tom Flacco: 18-28, 245 yards, 2 TD, 1 INT
MSU - DeAndre Harris: 12-21, 101 yards, 1 INT

Top Receivers


TOWSON - Shane Leatherbury: 5 catches, 93 yards
MSU - Jack McCracken: 3 catches, 43 yards

Top Defense

TOWSON - Diondre Wallace: 4 tackles, 1 sack, 1 INT
MSU - Damare Whitaker: 9 tackles, 1 sack

Attendance: 9,209

Game 2 - Sept. 8, 12 p.m. at Wake Forest BB&T Field - Winston-Salem, N.C.

	TOWSON	20
	WAKE FOREST	51

WINSTON-SALEM, N.C. -- The Towson University football team (1-1) scored touchdowns on two its first three drives but fell on the road against ACC opponent Wake Forest (2-0) 51-20.

Towson earned touchdowns on its first two offensive drives, with Tom Flacco hitting Sam Gallahan and Shane Simpson for receptions in the end zone. The Tigers were tied 14-14 with Wake Forest after one.

Tom Flacco had 35 (35-for-51) completions for 345 yards, three touchdowns and an interception. He had nine receivers earn multiple catches.

Shane Leatherbury caught eight passes for 88 yards plus a touchdown. Sam Gallahan had four catches for 61 yards and a touchdown while Ryan Rutkowski had five receptions for 67 yards.

On the defensive side, Diondre Wallace had 16 tackles, including 12 solo, and forced a fumble. Keon Paye concluded with ten tackles and a quarterback hurry.

Towson outgained Wake Forest 345-242 in passing yards. The game had a lightning delay of over one hour towards the end of the third quarter.

Scoring Summary	1	2	3	4	F
Towson	14	6	0	0	20
Wake Forest	14	24	3	10	51

Scoring Plays

1st 11:39 WAKE - Bachman 10yd pass from Hartman (Sciba kick)
1st 8:12 TOWSON - Gallahan 24yd pass from Flacco (O'Neill kick)
1st 7:11 WAKE - Dortch 7yd pass from Hartford (Sciba kick)
1st 1:32 TOWSON - Simpson 8yd pass from Flacco (O'Neill kick)
2nd 14:19 WAKE - Hartman 14yd run (Sciba kick)
2nd 11:37 WAKE - Sciba 35yd field goal
2nd 9:49 WAKE - Dortch 70yd punt return (Sciba kick)
2nd 2:02 WAKE - Dortch 60yd punt return (Sciba kick)
2nd 0:42 TOWSON - Leatherbury 18yd pass from Flacco (O'Neill kick)
3rd 3:53 WAKE - Sciba 27yd field goal
4th 14:03 WAKE - Carmey 1yd run (Sciba kick)
4th 9:04 WAKE - Sciba 27yd field goal

Team Statistics	TOWSON	WAKE
First Downs	25	32
Rush Att.-Net Yards	30-65	37-63
Passing C-A-Int.-Yards	35-53-1-345	17-27-1-242
Offensive Plays	81	81
Total Offense	410	582
Fumbles-Lost	0-0	1-1
Penalties-Yards	7-68	0-0
Punts-Average	6-45.0	1-41.0
3rd Down Conversion	6-15	10-16
Time of Possession	30:43	29:17

Top Rushers

TOWSON - Shane Simpson: 8 rush, 18 yards
WAKE - Cade Carney: 19 rush, 130 yards, 1 TD

Top Passers

TOWSON - Tom Flacco: 35-51, 345 yards, 3 TD, 1 INT
WAKE - Sam Hartman: 17-27, 242 yards, 2 TD, 1 INT

Top Receivers

TOWSON - Shane Leatherbury: 8 catches, 88 yards
WAKE - Greg Dortch: 7 catches, 94 yards, 1 TD

Top Defense

TOWSON - Diondre Wallace: 16 tackles, 1 forced fumble
WAKE - Essang Bassey: 7 tackles, 1 INT, 0.5 TFL

Attendance: 23,619

Game 3 - Sept. 15, 3:30 p.m. at Villanova Villanova Stadium - Villanova, Pa.

	TOWSON	45
	VILLANOVA	35

VILLANOVA, Pa. -- The Towson University football team (2-1, 1-0 CAA) used 35 consecutive points to come back and take down #10/10 Villanova (2-1, 0-1 CAA) 45-35 on the road to win its Colonial Athletic Association (CAA) opener.

Towson earns a victory over a top-10 opponent for the first time since December 21, 2013 in the win over #3 Eastern Washington in the FCS Playoffs.

Towson earns a victory in its CAA opener for the first time since 2013, a road win over Stony Brook that year.

Towson had 528 yards of total offense, including 208 on the ground. The Tigers had the ball for 35:01 in the game, compared to 24:59 for Villanova.

After being down 14-0 in the opening 5:01, Towson scored 35 points in a row, including two passing, two rushing and one special teams touchdown, to surge ahead 35-14 with 2:26 left in the 2nd quarter.

Tom Flacco had 300+ passing yards for the second straight time, going 27-37 for 320 yards, three touchdowns and a pick. He also had 66 rushing yards on 18 carries.

Scoring Summary	1	2	3	4	F
Towson	21	14	7	3	45
Villanova	14	7	7	7	35

Scoring Plays

1st 11:53 VU - Forbes 5yd pass from Bednarczyk (Kresge kick)
1st 9:59 VU - Bell 31yd pass from Bednarczyk (Kresge kick)
1st 4:56 TOWSON - Simpson 13yd run (O'Neill kick)
1st 0:37 TOWSON - Leatherbury 76yd pass from Flacco (O'Neill kick)
1st 0:29 TOWSON - Vincent 14yd fumble recovery (O'Neill kick)
2nd 6:44 TOWSON - Simpson 8yd pass from Flacco (O'Neill kick)
2nd 2:26 TOWSON - Thaeenat 1yd run (O'Neill kick)
2nd 1:06 VU - Bell 11yd pass from Bednarczyk (Kresge kick)
3rd 11:05 VU - McClenton 14yd pass from Bednarczyk (Kresge kick)
3rd 1:59 TOWSON - Leatherbury 14yd pass from Flacco (O'Neill kick)
4th 8:16 VU - Gudzak 1yd run (Kresge kick)
4th 3:12 TOWSON - O'Neill 26yd field goal

Team Statistics	TOWSON	VU
First Downs	32	21
Rush Att.-Net Yards	52-208	25-101
Passing C-A-Int.-Yards	27-38-1-320	26-35-1-389
Offensive Plays	90	60
Total Offense	582	490
Fumbles-Lost	0-0	2-1
Penalties-Yards	6-60	9-70
Punts-Average	3-42.3	3-37.3
3rd Down Conversion	9-17	2-8
Time of Possession	35:01	24:59

Top Rushers

TOWSON - Shane Simpson: 19 rush, 100 yards, 1 TD
VU - Aaron Forbes: 8 rush, 74 yards

Top Passers

TOWSON - Tom Flacco: 27-37, 320 yards, 3 TD, 1 INT
VU - Zach Bednarczyk: 26-35, 389 yards, 4 TD, 1 INT

Top Receivers


TOWSON - Shane Leatherbury: 5 catches, 113 yards, 2 TD
VU - Jarrett McClenton: 6 catches, 114 yards, 1 TD

Top Defense

TOWSON - Keon Paye: 7 tackles, 1 TFL, 1 INT
VU - Jeff Steeb: 9 tackles, 1 sack, 1 INT

Attendance: 5,719

2018 GAME RECAPS

Game 4- Sept. 29, 4 p.m. vs. The Citadel Johnny Unitas® Stadium - Towson, Md.		
	TOWSON	44
	THE CITADEL	27

TOWSON, Md. -- The No. 25 Towson University football team (3-1) celebrated its 50th year of football in style with a dominant offensive showing, defeating The Citadel (1-3) 44-27 in front of 7,323 at Johnny Unitas® Stadium.

The Tigers outscored the Bulldogs in each of the first third quarters, including 17-7 in the second quarter for a 14-point halftime lead.

As a team, Towson earned 608 yards of total offense, including 334 on rushing and 274 in the air. The Tigers had over 200 more yards on offense than The Citadel.

Tom Flacco earned 438 total yards of offense as Towson's quarterback off 253 passing yards and 185 on the ground.

The game's attendance was 7,323, the highest-attended Towson contest since Sept. 10, 2016 vs. Saint Francis.

44 points is the most in a Towson home opener since 2013, when the Tigers put 49 points on Delaware State. It is the first season since 2013 that Towson has had at least two games with 40+ points.

Scoring Summary	1	2	3	4	F
The Citadel	3	7	14	3	27
Towson	7	17	17	3	44

Scoring Plays

1st 12:55 TOWSON - Gallahan 29yd pass from Flacco (O'Neill kick)
1st 0:47 CIT - Godek 30yd field goal
2nd 6:40 TOWSON - Flacco 7yd run (O'Neill kick)
2nd 3:09 TOWSON - Flacco 8yd run (O'Neill kick)
2nd 1:08 CIT - Black 1yd run (Godek kick)
2nd 0:00 TOWSON - O'Neill 40yd field goal
3rd 11:04 TOWSON - Simpson 34yd run (O'Neill kick)
3rd 8:46 CIT - Ward 38yd run (Godek kick)
3rd 7:40 TOWSON - Richardson 24yd pass from Flacco (O'Neill kick)
3rd 5:19 CIT - Black 42yd run (Godek kick)
3rd 2:27 TOWSON - O'Neill 22yd field goal
4th 11:28 CIT - Godek 44yd field goal
4th 6:53 TOWSON - O'Neill 27yd field goal

Team Statistics	TOWSON	CITADEL
First Downs	25	22
Rush Att.-Net Yards	41-334	71-341
Passing C-A-Int.-Yards	16-23-1-274	3-16-1-63
Offensive Plays	64	87
Total Offense	608	404
Fumbles-Lost	0-0	0-0
Penalties-Yards	5-71	4-35
Punts-Average	2-31.5	2-46.5
3rd Down Conversion	7-11	9-23
Time of Possession	30:05	29:55

Top Rushers

TOWSON - Tom Flacco: 15 rush, 185 yards, 2 TD
CIT - Lorenzo Ward: 35 rush, 180 yards, 1 TD

Top Passers

TOWSON - Tom Flacco: 15-22, 253 yards, 2 TD, 1 INT
CIT - Jordan Black: 3-16, 63 yards, 1 INT


Top Receivers

TOWSON - Shane Leatherbury: 5 catches, 77 yards
CIT - Lorenzo Ward/Raleigh Webb: 1 catch, 24 yards

Top Defense

TOWSON - Monty Fenner: 8 tackles, 1 INT, 1 TFL
CIT - Noah Dawkins: 7 tackles, 1.5 TFL

Attendance: 7,323

Game 5- Oct. 6, 4 p.m. vs. Stony Brook Johnny Unitas® Stadium - Towson, Md.		
	TOWSON	52
	STONY BROOK	28

TOWSON, Md. -- The No. 23/24 Towson University football team earned a statement 52-28 victory over No. 13/13 Stony Brook on Saturday night for its second win over a top-15 opponent in its last three games.

Towson got started with three touchdowns in as many drives for a 21-0 lead in the first quarter. After SBU scored two touchdowns quickly in the second, Towson responded with 24 consecutive points to effectively seal the game.

Towson held the CAA's top rushing team in Stony Brook, averaging 222 yards a game on the ground, to 104 rushing yards.

Towson has scored at least 44 points in three consecutive games, the first such three-game span in program history. Towson scored at least 50 points for the first time since Nov. 17, 2012, a 64-35 victory at New Hampshire.

Five different Tigers scored a total of seven touchdowns, with Shane Simpson and Chris Clark having two each.

Scoring Summary	1	2	3	4	F
Stony Brook	0	14	7	7	28
Towson	21	14	10	7	52

Scoring Plays

1st 14:48 TOWSON - Simpson 96yd kickoff return (O'Neill kick)
1st 10:13 TOWSON - Simpson 8yd run (O'Neill kick)
1st 5:28 TOWSON - Clark 12yd pass from Flacco (O'Neill kick)
2nd 11:35 SBU - Ellick 53yd pass from Carbone (Lucansky kick)
2nd 10:33 SBU - Liotine 25yd pass from Carbone (Lucansky kick)
2nd 6:12 TOWSON - Clark 24yd pass from Flacco (O'Neill kick)
2nd 1:05 TOWSON - Richardson 30yd pass from Flacco (O'Neill kick)
3rd 13:15 TOWSON - O'Neill 31yd field goal
3rd 8:38 TOWSON - Thaeenrat 10yd run (O'Neill kick)
3rd 3:41 SBU - Gowins 1yd run (Lucansky kick)
4th 14:26 TOWSON - Allen 6yd pass from Flacco (O'Neill kick)
4th 8:01 SBU - Ellick 2yd pass from Fields (Lucansky kick)

Team Statistics	TOWSON	SBU
First Downs	25	14
Rush Att.-Net Yards	35-120	31-105
Passing C-A-Int.-Yards	23-33-1-319	19-33-0-239
Offensive Plays	68	64
Total Offense	439	344
Fumbles-Lost	1-1	4-2
Penalties-Yards	5-35	8-55
Punts-Average	4-41.2	9-37.6
3rd Down Conversion	6-13	7-17
Time of Possession	27:51	32:09

Top Rushers

TOWSON - Tom Flacco: 5 rush, 37 yards
SBU - Donald Liotine: 9 rushes, 47 yards

Top Passers

TOWSON - Tom Flacco: 23-33, 319 yards, 4 TD
SBU - Joe Carbone: 15-24, 195 yards, 2 TD


Top Receivers

TOWSON - Shane Leatherbury: 9 catches, 129 yards
SBU - Marshall Ellick: 5 catches, 77 yards, 2 TDs

Top Defense

TOWSON - Robert Heyward: 10 tackles
SBU - Casey Williams/Shayne Lawless: 9 tackles, 1 TFL

Attendance: 4,614

Game 6- Oct. 13, 4 p.m. vs. William & Mary Johnny Unitas® Stadium - Towson, Md.		
	TOWSON	29
	WILLIAM & MARY	13

TOWSON, Md. -- The No. 17/18 Towson University football team scored 19 straight points in the second half to take down William & Mary 29-13 for its fourth consecutive victory in front of 8,022 fans at Johnny Unitas® Stadium.

Down 13-10 at halftime, Towson outscored William & Mary 19-0 in the second half to win the game.

The defense allowed 13 points, the second-lowest output for a Towson opponent this season to Morgan State's 10.

Towson nearly doubled up W&M on total offense, earning 456 yards to its opponent's 233. This includes Towson out-rushing the Tribe 255-70.

Simpson tallied 208 yards of total offense, including 66 rushing, 48 receiving, 51 on kick returns and 43 on punt returns. He added a rushing touchdown for his sixth consecutive game scoring.

Towson earns its first four-game winning streak since 2015 (Oct. 17-Nov. 7). Towson's 5-1 record is its best start to the season since 2013, when the Tigers were 6-0 to begin the year.

Scoring Summary	1	2	3	4	F
William & Mary	0	13	0	0	13
Towson	7	3	7	12	29

Scoring Plays

1st 4:07 TOWSON - Young 2yd run (O'Neill kick)
2nd 14:55 TOWSON - O'Neill 46yd field goal
2nd 6:24 W&M - Jones 71yd missed FG return (Hooper kick failed)
2nd 0:20 W&M - Funderburke 1yd run (Johnston kick)
3rd 9:08 TOWSON - Simpson 9yd run (O'Neill kick)
4th 13:20 TOWSON - Allen 5yd pass from Flacco (O'Neill kick blocked)
4th 5:38 TOWSON - Thaeenrat 53yd run (2-pt conv. failed)

Team Statistics	TOWSON	W&M
First Downs	24	18
Rush Att.-Net Yards	41-255	38-70
Passing C-A-Int.-Yards	18-27-0-201	19-35-0-163
Offensive Plays	68	73
Total Offense	456	233
Fumbles-Lost	1-0	0-0
Penalties-Yards	6-55	6-39
Punts-Average	3-40.7	8-39.1
3rd Down Conversion	2-10	7-18
Time of Possession	29:33	30:27

Top Rushers

TOWSON - Tom Flacco: 16 rush, 109 yards
W&M - Albert Funderburke: 16 rush, 50 yards

Top Passers

TOWSON - Tom Flacco: 17-26, 188 yards, 1 TD
W&M - Dean Rotger: 12-18, 92 yards

Top Receivers

TOWSON - Shane Simpson: 3 catches, 48 yards
W&M - Chris Conlon: 4 catches, 40 yards


Top Defense

TOWSON - Robert Heyward: 13 tackles, 0.5 TFL
W&M - Isaiah Lester: 10 tackles

Attendance: 8,022

2018 GAME RECAPS

Game 7- Oct. 20, 3:30 p.m. at UAlbany
Tom & Mary Casey Stadium - Albany, N.Y.

	TOWSON	56
	UALBANY	28

ALBANY, N.Y. -- The No. 13/14 Towson University football team won its fifth consecutive game on Saturday, using four second quarter touchdowns to dominate UAlbany and take sole possession first place in the CAA.

Up 10-7 after the first quarter, Towson scored four touchdowns in the second period for a 38-21 halftime advantage. Towson began the 2nd half with a 17-0 run, nearly shutting the Great Danes out in the final 30 minutes until a last-minute touchdown.

Towson scored 38 first half points, its highest-scoring half of the season. Towson previously had 35 in each first half against Villanova and Stony Brook. In addition, Towson's 28 points in the second period is the highest scoring quarter of the year.

For the seventh time in as many games, Towson had over 400 yards of total offense, earning 538, outgaining UAlbany's 404. Towson's yards includes 217 on the ground and 321 in the air.

Six different Tigers combined for seven touchdowns scored, including four rushing and three passing.

Scoring Summary	1	2	3	4	F
Towson	10	28	11	7	56
UAlbany	7	14	0	7	28

Scoring Plays

1st 7:49 TOWSON - Simpson 3yd run (O'Neill kick)
1st 6:21 TOWSON - O'Neill 27yd field goal
1st 5:32 UA - Green 60yd pass from Testaverde (Stark kick)
2nd 14:16 TOWSON - Flacco 5yd run (O'Neill kick)
2nd 7:46 TOWSON - Thaeenrat 42yd run (O'Neill kick)
2nd 5:55 UA - Testaverde 1yd run (Stark kick)
2nd 3:09 TOWSON - J. Allen 17yd pass from Flacco (O'Neill kick)
2nd 1:49 TOWSON - Leatherbury 41yd pass from Flacco (O'Neill kick)
2nd 0:27 UA - Green 50yd pass from Testaverde (Stark kick)
3rd 10:53 TOWSON - O'Neill 45yd field goal
3rd 6:53 TOWSON - Flacco 2yd run (Heron rush)
4th 2:59 TOWSON - Young 1yd pass from Stover (O'Neill kick)
4th 0:22 UA - Mofor 6yd run (Stark kick)

Team Statistics	TOWSON	UALBANY
First Downs	30	16
Rush Att.-Net Yards	42-217	26-94
Passing C-A-Int.-Yards	26-39-2-321	15-31-2-310
Offensive Plays	81	57
Total Offense	538	404
Fumbles-Lost	1-0	3-0
Penalties-Yards	6-90	6-64
Punts-Average	2-45.0	8-35.2
3rd Down Conversion	3-12	3-11
Time of Possession	36:15	23:45

Top Rushers

TOWSON - Tom Flacco: 14 rush, 80 yards, 2 TD
UA - Elijah Ibitokun-Hanks: 14 rush, 55 yards

Top Passers

TOWSON - Tom Flacco: 23-36, 306 yards, 2 TD, 2 INT
UA - Vincent Testaverde: 10-22, 210 yards, 2 TD, 1 INT

Top Receivers


TOWSON - Shane Leatherbury: 7 catches, 114 yards, 1 TD
UA - Juwan Green: 4 catches, 135 yards, 2 TD

Top Defense

TOWSON - Mantriel Reaves: 8 tackles, 0.5 TFL
UA - AJ Mistler: 13 tackles, 1 INT

Attendance: 7,029

Game 7- Oct. 27, 3:30 p.m. at Delaware
Delaware Stadium - Newark, Del.

	TOWSON	36
	DELAWARE	40

NEWARK, Del. -- The No. 10 Towson University football team (6-2, 4-1 CAA) nearly won on a final drive in a thrilling matchup of top-25 teams in Newark, but came up just short in a 40-36 defeat at No. 21 Delaware (6-2, 4-1 CAA).

Towson outscored Delaware 18-6 in the first half, including scoring 10 points in the final 18 seconds. The Tigers had 230 yards of total offense in the opening 30 minutes compared to 91 for Delaware. In the whole game, Towson had 451 yards of total offense compared to 340 for Delaware.

In a wild finish, Shane Simpson run in a touchdown from 11 yards out to give Towson a three-point advantage with two minutes left. Delaware scored a touchdown of its own to go back ahead with 30 seconds to go. Towson, from the Delaware 16, had three passes towards the end zone, but did not connect.

Simpson finished with 320 all-purpose yards, including 123 on the ground with a touchdown, 49 receiving and 148 on kickoff returns.

Scoring Summary	1	2	3	4	F
Towson	5	13	10	8	36
Delaware	0	6	21	13	40

Scoring Plays

1st 11:11 TOWSON - O'Neill 27yd field goal
1st 0:49 TOWSON - TEAM safety
2nd 12:38 TOWSON - O'Neill 21yd field goal
2nd 4:45 UD - Scarff 5yd pass from Kehoe (Raggio kick failed)
2nd 0:18 TOWSON - Allen 5yd pass from Flacco (O'Neill kick)
2nd 0:00 TOWSON - O'Neill 50yd field goal
3rd 13:35 UD - Kane 1yd run (Raggio kick)
3rd 9:40 TOWSON - O'Neill 29yd field goal
3rd 7:51 TOWSON - Allen 7yd pass from Flacco (O'Neill kick)
3rd 5:30 UD - Papale 15yd pass from Kehoe (Scarff pass from Kehoe)
3rd 0:25 UD - Walker 30yd pass from Kehoe (Raggio kick failed)
4th 8:17 UD - Kane 1yd run (Walker pass failed)
4th 2:01 TOWSON - Simpson 11yd run (Flacco pass from Leatherbury)
4th 0:30 UD - Papale 3yd pass from Kehoe (Raggio kick)

Team Statistics	TOWSON	DELAWARE
First Downs	29	20
Rush Att.-Net Yards	40-226	31-35
Passing C-A-Int.-Yards	21-43-1-225	18-32-1-305
Offensive Plays	83	63
Total Offense	451	340
Fumbles-Lost	0-0	1-1
Penalties-Yards	9-72	3-35
Punts-Average	3-36.7	1-35.0
3rd Down Conversion	8-17	7-11
Time of Possession	33:13	26:47

Top Rushers

TOWSON - Shane Simpson: 21 rush, 123 yards, 1 TD
UD -

Top Passers

TOWSON - Tom Flacco: 23-36, 306 yards, 2 TD, 2 INT
UA - Vincent Testaverde: 10-22, 210 yards, 2 TD, 1 INT

Top Receivers

TOWSON - Shane Leatherbury: 7 catches, 114 yards, 1 TD
UA - Juwan Green: 4 catches, 135 yards, 2 TD

Top Defense

TOWSON - Mantriel Reaves: 8 tackles, 0.5 TFL
UA - AJ Mistler: 13 tackles, 1 INT

Attendance: 14,593