



# 2018 TOWSON FOOTBALL

Football Contact: Dave Vatz • O: 410-704-3102 • C: 518-391-5165 • Email: [dvatz@towson.edu](mailto:dvatz@towson.edu)  
 Towson Media Relations, Unitas Stadium, 8000 York Road, Towson, MD 21252 • [www.TowsonTigers.com](http://www.TowsonTigers.com)

## 2018 SCHEDULE

| Date     | Opponent  | Time/Result |
|----------|---|-------------|
| Sept. 1  | Morgan State<br>MeTV/SPORTS Fever TV/ESPN+        | W 36-10     |
| Sept. 8  | at Wake Forest<br>ACC Network Extra               | L 20-51     |
| Sept. 15 | at Villanova*<br>Fox Sports Go/Fox College Sports | W 45-35     |
| Sept. 29 | The Citadel<br>CAA.tv                             | W 44-27     |
| Oct. 6   | Stony Brook*<br>College Sports Live/CBS Digital   | W 52-28     |
| Oct. 13  | William & Mary*<br>CAA.tv                         | 4 p.m.      |
| Oct. 20  | at UAlbany*<br>CAA.tv                             | 3:30 p.m.   |
| Oct. 27  | at Delaware*<br>Fox Sports Go/Fox College Sports  | 3:30 p.m.   |
| Nov. 3   | Maine*<br>College Sports Live/CBS Digital         | 4 p.m.      |
| Nov. 10  | at Elon*  | 12 p.m.     |
| Nov. 17  | James Madison*<br>College Sports Live/CBS Digital | 2 p.m.      |

\* - CAA conference game  
 All times are Eastern

## FOLLOW THE TIGERS

Radio \_\_\_\_\_ CBS Sports Radio 1300  
 Play-by-Play \_\_\_\_\_ Spiro Morekas  
 Color Analyst \_\_\_\_\_ Gordy Combs

Internet Audio \_\_\_\_\_ TowsonTigers.com  
 Live Stats \_\_\_\_\_ TowsonTigers.com

### Social Media

Facebook \_\_\_\_\_ Facebook.com/TowsonFootball  
 Twitter \_\_\_\_\_ @Towson\_FB, @TowsonTigers  
 Instagram \_\_\_\_\_ Instagram.com/Towson\_FB  
 YouTube \_\_\_\_\_ YouTube.com/TheTowsonTigers

## GAME 6 - 2018 SEASON

#17/18 TOWSON



4-1, 2-0 CAA

Oct. 13 • 4 p.m. • Johnny Unitas® Stadium • Towson, Md.

WILLIAM & MARY



2-3, 1-1 CAA

## GAMEDAY CENTRAL

Stadium \_\_\_\_\_ Johnny Unitas® Stadium  
 Capacity \_\_\_\_\_ 11,198  
 Surface \_\_\_\_\_ FieldTurf  
 Kickoff \_\_\_\_\_ 4 p.m.  
 Television \_\_\_\_\_ CAA.tv  
 \_\_\_\_\_ Spiro Morekas (PxP) and Gordy Combs (Analyst)  
 Radio \_\_\_\_\_ CBS Sports Radio 1300  
 \_\_\_\_\_ Spiro Morekas (PxP) and Gordy Combs (Analyst)  
 Internet \_\_\_\_\_ www.TowsonTigers.com  
 Series Record \_\_\_\_\_ W&M leads 9-5

## MATCHUP AT A GLANCE

Towson University \_\_\_\_\_ vs. \_\_\_\_\_ The College of William & Mary  
 Towson, Maryland \_\_\_\_\_ Location \_\_\_\_\_ Williamsburg, Virginia  
 1866 \_\_\_\_\_ Founded \_\_\_\_\_ 1693  
 22,284 \_\_\_\_\_ Enrollment \_\_\_\_\_ 8,500  
 Colonial Athletic Association \_\_\_\_\_ Conference \_\_\_\_\_ Colonial Athletic Association  
 Johnny Unitas® Stadium \_\_\_\_\_ Stadium \_\_\_\_\_ Walter J. Zable Stadium  
 Tim Leonard \_\_\_\_\_ Athletics Director \_\_\_\_\_ Samantha K. Huger  
 1969 \_\_\_\_\_ First Year of Football \_\_\_\_\_ 1893  
 276-250-4 \_\_\_\_\_ All-Time Record \_\_\_\_\_ 575-568-41  
 Rob Ambrose, 10th season \_\_\_\_\_ Head Coach \_\_\_\_\_ Jimmye Laycock, 39th season  
 56-55 \_\_\_\_\_ Record at School \_\_\_\_\_ 247-192-2  
 59-62 \_\_\_\_\_ Career Record \_\_\_\_\_ Same  
 5-6, 3-5 CAA \_\_\_\_\_ 2017 Team Record \_\_\_\_\_ 2-9, 0-8 CAA

## STORY LINES

► #17/18 Towson rides its three-game winning streak on Saturday, Oct. 13 at 4 p.m., hosting CAA-foe William & Mary at Johnny Unitas® Stadium to complete a three-game homestand.

► Following its big victory over then #13/13 Stony Brook, Towson surged six spots in each of the polls to come in at #17 in the STATS FCS Poll and #18 in the AFCA Coaches Poll. William & Mary is not ranked in either poll.

► Towson and William & Mary have played each year since 2011 and all but one season since 2004, first meeting in 1992. Towson has won the last two meetings, including a 26-14 victory on November 11th last year in Williamsburg, and five of the last seven, but William & Mary leads the all-time series 9-5.

► Towson is celebrating its 50th year of football in 2018. Towson established its first team in 1969, winning 272 games since its beginning under four total head coaches. In its history, Towson has two national runner-up finishes (1976, 2013), two CAA titles (2011, 2012) and 11 seasons, across Division III, II and I-AA (FCS), finishing in the top-26 nationally.

# MEDIA INFORMATION

| Sunday - 7                 | Monday - 8  | Tuesday - 9   | Wednesday - 10  | Thursday - 11              | Friday - 12                                   | Saturday - 13  |
|----------------------------|---|---|---|----------------------------|---|--|
| Off Day<br>No availability | Practice<br>10:15 a.m.<br><br>No availability<br><br>Coach Ambrose<br>CAA Teleconference<br>12-12:10 p.m. | Practice<br>10:15 a.m.<br><br>Players and<br>Coaches<br>available after<br>practice | Practice<br>10:45 a.m.<br><br>Players and<br>Coaches<br>available after<br>practice | Off<br><br>No availability | Practice<br>10:30 a.m.<br><br>No availability | William & Mary<br>4 p.m.<br><br>Players and<br>Coaches available<br>after game |

## Football Information

Offensive Formation \_\_\_\_\_ Pro-style, Hurry-up  
 Defensive Formation \_\_\_\_\_ Multiple  
 2017 Overall Record \_\_\_\_\_ 5-6  
 2017 Conference Record \_\_\_\_\_ 3-5  
 2017 Conference Finish \_\_\_\_\_ t-7th  
 Offensive Starters Returning/Lost \_\_\_\_\_ 9/2  
 Defensive Starters Returning/Lost \_\_\_\_\_ 6/5  
 First Varsity Season \_\_\_\_\_ 1969  
 Seasons/Winning Seasons \_\_\_\_\_ 49/24  
 Overall Record \_\_\_\_\_ 276-250-4 (.525)  
 All-Time Playoff Record \_\_\_\_\_ 6-6  
 CAA Titles \_\_\_\_\_ 2  
 \_\_\_\_\_ 2011, 2012  
 NCAA Playoff Appearances \_\_\_\_\_ 6  
 \_\_\_\_\_ 1976, 1983, 1984, 1986, 2011, 2013

## Stadium Information

Stadium Name \_\_\_\_\_ Johnny Unitas® Stadium  
 Field \_\_\_\_\_ FieldTurf Revolution  
 Capacity \_\_\_\_\_ 11,198  
 First Year \_\_\_\_\_ 1978  
 First Game \_\_\_\_\_ Sept. 9, 1978 (Towson 37, Mansfield 6)  
 Largest Crowd \_\_\_\_\_ 11,196 Dec. 3, 2011 (Lehigh 40, Towson 38 - FCS Playoffs)  
 Record at Stadium \_\_\_\_\_ 130-80-2

## Towson Coaches and Staff

Head Coach \_\_\_\_\_ Rob Ambrose (10th season)  
 Overall D1 Head Coaching Record \_\_\_\_\_ 59-62  
 Overall Record at Towson \_\_\_\_\_ 56-55  
 Offensive Coordinator, Quarterbacks \_\_\_\_\_ Jared Ambrose  
 Defensive Coordinator, Outside Linebackers \_\_\_\_\_ Lyndon Johnson  
 Special Teams Coordinator, Safeties \_\_\_\_\_ Joe Tricario  
 Wide Receivers \_\_\_\_\_ Justin Harper  
 Tight Ends \_\_\_\_\_ Tyree Foreman  
 Defensive Line \_\_\_\_\_ Konstantinos Kosmakos  
 Cornerbacks \_\_\_\_\_ Scott Lakatos  
 Inside Linebackers \_\_\_\_\_ Collin Bauer  
 Running Backs \_\_\_\_\_ Scott Van Zile  
 Director of Football Operations \_\_\_\_\_ Lance Yaniger  
 Video Coordinator \_\_\_\_\_ Leigha Presley  
 Strength & Conditioning Coach \_\_\_\_\_ Justin Lima  
 Director of Sports Medicine \_\_\_\_\_ Nathan Wilder  
 Head Athletic Trainer \_\_\_\_\_ Ariko Iso  
 Athletic Trainer \_\_\_\_\_ Alex Miller  
 Academic Advisor \_\_\_\_\_ Elysa Newman  
 Equipment Manager \_\_\_\_\_ Justin Hupp  
 Administrative Assistant \_\_\_\_\_ Susan Becker  
 Director of Media Relations \_\_\_\_\_ Dave Vatz

## Daily Media Availability

**Monday:** Coach Ambrose will be available during the CAA conference call. His weekly time slot is 12:00-12:10 p.m. Media members are encouraged to call in with questions by dialing 877-805-0692 and requesting the CAA Football teleconference.

**Tuesday:** Coach Ambrose, assistant coaches and players will be available at the conclusion of practice.

**Wednesday:** Coach Ambrose, assistant coaches and players will be available at the conclusion of practice.

**Thursday:** Coach Ambrose will be available on a case-by-case basis. Please contact the media relations office to put in a request. No players will be available after Wednesday.

**Friday and Sunday:** No Availability.

**Saturday:** Post-game availability only. Members of the Towson Athletics Media Relations staff will escort media representatives to the appropriate areas following the conclusion of the game. The Towson locker room, home and away, is closed to the media at all times.

Coach Ambrose and selected Tiger players will be brought to the designated interview area. At home games, that area is the Field View Room on the top floor of the Field House.

After a 10-minute cooling off period, the visiting team coaches and players will appear in the interview room. After the visiting team finishes, Coach Ambrose and selected players will appear in the interview room.

We ask the media to please say what outlet they are with before asking questions.

No Towson first-year freshmen will be made available.

At the midway point of the fourth quarter, interview requests will be collected.

Interviews after games on the road will be conducted based on the post-game policy of that institution.

## Practice Procedures

**Covering Practice:** Practices are generally open to the media. Please contact Dave Vatz no later than the day before you would like to attend practice. Vatz will provide parking information. Coach Ambrose reserves the right to close practice at any time.

**Note:** Player or coach interviews must not conflict with classes, meetings, training room treatments or other team obligations.

## *Did You Know?*

Towson University is the only program in NCAA history to make the playoffs at the Division III, Division II and Division I levels.

### **Towson Notches Top-10 Victory at Villanova...**

With Towson's 45-35 win over #10 Villanova on September 15th, the Tigers earned their first victory over a top-10 opponent since December 21, 2013, when the team defeated #3 Eastern Washington on the road in the FCS Playoffs.

Down 14-0 after 5:01 of play, Towson rallied for 35 straight points against Villanova and held the lead the rest of the way.

### **...Then Defeats #13 Stony Brook at Home**

Three weeks after the victory over Villanova, Towson battled #13 Stony Brook at home, taking down the Seawolves 52-28 on October 6th for the second top-15 victory of the season.

Towson scored three unanswered touchdowns in the opening 10 minutes and did not relinquish the lead, having as much as a 31-point advantage in the 4th quarter.

This was the first matchup of ranked teams at Uinitas Stadium since then #4 Towson's victory over #10 Fordham in the FCS Playoffs in 2013.

### **Towson Football Celebrating 50th Year**

The Towson University football program is celebrating its 50th year this season.

Since its start in 1969, Towson has two national runner-up finishes (1976, 2013), two CAA titles (2011, 2012), an undefeated season in 1974 and 11 seasons, across Division III, II and I-AA (FCS), finishing in the top-26 nationally.

The celebration started with a meeting of all four Towson head coaches on June 20th: Carl Runk (1969-71), Phil Albert (1972-91), Gordy Combs (1992-2008) and Rob Ambrose (2009-present).



Monty Fenner, Rob Ambrose, Katherine Turner, Xavier Turner

### **Towson Ranked Top-18 in Both Polls**

Having won its last three games, including wins over then top-15 Villanova and Stony Brook, Towson stands in the top-18 in each major poll. The Tigers are at #17 in the STATS FCS Poll and #18 in the AFCA Coaches Poll.

Towson has been ranked each of the past three weeks, going up six spots in each poll from last week. Towson had been ranked at some point in each season from 2011 through 2014, including as high as #2 in the 2013 season.

The CAA currently has seven of its 12 teams ranked, tying a league record plus is the highest among all FCS conferences. Elon (#5 in STATS, #6 in Coaches), James Madison (#6, #8), Rhode Island (#16, #15), Stony Brook (#19, #20), Maine (#21, #22) and Villanova (NR, #25) are also in the rankings. Delaware is also receiving votes.

### **Flacco Wins Quarterback Competition in Camp**

Towson saw a pair of quarterbacks battle for the starting role in camp this season, with Tom Flacco winning the job. Flacco came to Towson as a graduate transfer from Rutgers and has two years of eligibility remaining.

Through the first five games of the season, Flacco leads the CAA in total offense, averaging 361.6 yards per game. No other CAA player earns over 280 yards per game of total offense.

Flacco beat out last year's starter Ryan Stover, who had 2,001 yards passing with 11 touchdowns last year.

### **Ambrose Returns for 10th Season**

Head coach Rob Ambrose returns at the helm of his alma mater for his 10th season.

Ambrose is the third head coach in Towson history to serve at least 10 seasons. He formerly was an assist under Gordy Combs from 1992-2000.

All three coordinators return as well for 2018: Jared Ambrose on offense, Lyndon Johnson on defense and Joe Tricario on special teams.

### **WARDSELL TURNER SCHOLARSHIP**

Redshirt senior defensive back Monty Fenner was the inaugural winner of the Wardell Turner Memorial Scholarship in 2016.

The scholarship honors Sergeant Major Wardell B. Turner who was Killed in Action on November 24, 2014 in Kabul, Afghanistan. Sergeant Major Turner was serving in a NATO role advising Afghan security forces when his vehicle struck an Improvised Explosive Device.

The scholarship will be awarded annually to a defensive back on the football team that is in good academic standing and demonstrates the qualities and attributes exemplified by Wardell Turner; leadership, selfless service and commitment. Head Coach Rob Ambrose will award the scholarship.

## **GENERAL NOTES**

### **2018 HONORS**

#### **Tom Flacco (QB)**

- FCS Offensive Player of the Week 10/1
- FCS Hon. Mention Player of the Week: 9/17, 10/8
- CAA Offensive Player of the Week: 9/17, 10/1

#### **Aidan O'Neill (K)**

- CAA Special Teams Player of the Week: 9/3

#### **Shane Simpson (RB/KR)**

- CAA Special Teams Player of the Week: 9/3

### **2017 HONORS (RETURNERS)**

#### **Rodney Dorsey (KR)**

- All-CAA Second Team

#### **Aidan O'Neill (K)**

- All-CAA Third Team
- College Sports Madness Third-Team Preseason All-American

#### **Shane Simpson (KR)**

- College Sports Madness Second-Team Preseason All-American
- Preseason All-CAA

# GENERAL NOTES

## Towson All-Time vs. William & Mary

The Tigers and the Tribe have met 14 times, including each year since 2011, all but one season since 2004 and having its first meeting in 1992.

William & Mary leads the all-time series vs. Towson 9-5, with Towson having won the last two and five of the previous six.

This game has two of the four longest tenured head coaches in the CAA. Rob Ambrose is in his 10th year at Towson, while Jimmye Laycock is in his 39th season at the helm of William & Mary.

Under Ambrose, Towson is 5-3 against William & Mary.

All-time at home, Towson has a 2-4 record against William & Mary.

| Date     | Location          | Result   |
|----------|-------------------|----------|
| 10/17/92 | Williamsburg, Va. | L, 15-43 |
| 10/30/04 | Towson, Md.       | L, 16-41 |
| 10/22/05 | Williamsburg, Va. | L, 13-44 |
| 11/4/06  | Towson, Md.       | L, 28-29 |
| 9/29/07  | Williamsburg, Va. | L, 22-29 |
| 11/1/08  | Towson, Md.       | L, 14-34 |
| 11/7/09  | Williamsburg, Va. | L, 0-31  |
| 10/22/11 | Williamsburg, Va. | W, 38-27 |
| 9/15/12  | Towson, Md.       | W, 20-17 |
| 11/16/13 | Williamsburg, Va. | W, 15-9  |
| 11/15/14 | Towson, Md.       | L, 14-37 |
| 11/14/15 | Williamsburg, Va. | L, 17-31 |
| 11/12/16 | Towson, Md.       | W, 34-24 |
| 11/11/17 | Williamsburg, Va. | W, 26-14 |

## Last Time vs. W&M (Towson 26, W&M 14) (11/11/17 - Williamsburg, Va.)

Towson scored 14 points in the opening 2:40 of the fourth quarter to come back to defeat William & Mary 26-14, Towson's first conference road win of 2017.

### Passing

Ryan Stover (TU): 13-23, 140 yards, 1 INT  
Tommy McKee (W&M): 18-27, 168 yards, 1 TD, 1 INT

### Rushing

Kobe Young (TU): 11 rush, 52 yards, 1 TD  
Albert Funderburke (W&M): 13 rush, 58 yards

### Receiving

Jabari Greenwood (TU): 4 catches, 39 yards  
Jack Armstrong (W&M): 3 catches, 54 yards

### Defense

Coby Tippett (TU): 14 tackles  
Keon Paye (TU): 9 tackles, 0.5 sack  
Nate Atkins (W&M): 9 tackles  
Josh Dulaney (W&M): 7 tackles, 1.5 TFL, 1 sack

## Flacco Earns FCS National Offensive Player of the Week Honor

With a staggering 438 yards of total offense vs. The Citadel, Tom Flacco was selected as the STATS FCS National Offensive Player of the Week.

Flacco finished the game with 253 passing yards and 185 rushing yards in the game. His 438 yards of total offense was greater than The Citadel, which had 404 yards of total offense.

He also was an Honorable Mention CFP National Performer of the Week, an award that, to date, he has won three times this season.

## Last Time Out (Towson 52, Stony Brook 28) (10/6/18 - Towson, Md.)

Towson scored the first 21 points en route to defeating Stony Brook 52-28, the first victory over a ranked program at Unitas Stadium since 2013.

### Passing

Tom Flacco (TU): 23-33, 319 yards, 4 TD  
Joe Carbone (SBU): 15-24, 195 yards, 2 TD

### Rushing

Tom Flacco (TU): 5 rush, 37 yards  
Donald Liotine (SBU): 9 rush, 47 yards

### Receiving

Shane Leatherbury (TU): 9 catches, 129 yards  
Marshall Ellick (SBU): 5 catches, 77 yards, 2 TD

### Defense

Robert Heyward (TU): 10 tackles  
Mantriel Reaves (TU): 7 tackles, 1 FR  
Shayne Lawless (SBU): 9 tackles, 1 TFL  
Casey Williams (SBU): 9 tackles, 1 TFL

## Towson Picked 10th in CAA Preseason Poll

Towson was voted 10th in the CAA preseason poll, voted on by the league's head coaches and media relations directors. Towson went 5-6 last season and finished tied for seventh in the CAA at 3-5.

### CAA Preseason Poll (first place votes, points)

1. James Madison (21), 241
2. New Hampshire (2), 206
3. Delaware, 182
4. Stony Brook, 169
5. Elon (1), 168
6. Villanova, 164
7. Richmond, 127
8. Maine, 81
9. UAlbany, 78
- 10. Towson, 74**
11. William & Mary, 55
12. Rhode Island, 39

## 2018 GAME-BY-GAME OFFENSIVE STARTERS

|             | WR        | LT         | LG          | C          | RG          | RT       | WR       | TE/WR            | FB/TE        | RB      | QB     |
|-------------|-----------|------------|-------------|------------|-------------|----------|----------|------------------|--------------|---------|--------|
| Morgan St.  | Greenwood | A. Garnett | Grzymkowski | Russolillo | Ventimiglia | Kauffman | Gallahan | Knudson (TE)     | Perkins (FB) | Simpson | Flacco |
| Wake Forest | Greenwood | A. Garnett | Grzymkowski | Russolillo | Ventimiglia | Kauffman | Gallahan | Allen (WR)       | Clark (TE)   | Simpson | Flacco |
| Villanova   | Greenwood | A. Garnett | Grzymkowski | Russolillo | Cheripko    | Kauffman | Gallahan | Leatherbury (WR) | Green (TE)   | Simpson | Flacco |
| Citadel     | Greenwood | A. Garnett | Grzymkowski | Russolillo | Cheripko    | Kauffman | Gallahan | Leatherbury (WR) | Green (TE)   | Simpson | Flacco |
| SBU         | Greenwood | A. Garnett | Grzymkowski | Russolillo | Ventimiglia | Kauffman | Gallahan | Leatherbury (WR) | Green (TE)   | Simpson | Flacco |
| W&M         |           |            |             |            |             |          |          |                  |              |         |        |
| UAlbany     |           |            |             |            |             |          |          |                  |              |         |        |
| Delaware    |           |            |             |            |             |          |          |                  |              |         |        |
| Maine       |           |            |             |            |             |          |          |                  |              |         |        |
| Elon        |           |            |             |            |             |          |          |                  |              |         |        |
| JMU         |           |            |             |            |             |          |          |                  |              |         |        |

## 2018 GAME-BY-GAME DEFENSIVE STARTERS

|             | DL     | DL           | DL   | DL      | LB   | LB      | LB      | DB     | DB     | DB     | DB       |
|-------------|--------|--------------|------|---------|------|---------|---------|--------|--------|--------|----------|
| Morgan St.  | Carter | Harps Upshur | Cook | DeBerry | Paye | Wallace | Hayward | Shuman | Fenner | Reaves | Gillette |
| Wake Forest | Carter | Harps Upshur | Cook | DeBerry | Paye | Wallace | Hayward | Shuman | Fenner | Reaves | Gillette |
| Villanova   | Carter | Harps Upshur | Cook | DeBerry | Paye | Wallace | Hayward | Shuman | Fenner | Gay    | Gillette |
| Citadel     | Carter | Harps Upshur | Cook | DeBerry | Paye | Wallace | Hayward | Shuman | Fenner | Reaves | Gillette |
| SBU         | Carter | Harps Upshur | Cook | DeBerry | Paye | Wallace | Hayward | Shuman | Fenner | Reaves | Gillette |
| W&M         |        |              |      |         |      |         |         |        |        |        |          |
| UAlbany     |        |              |      |         |      |         |         |        |        |        |          |
| Delaware    |        |              |      |         |      |         |         |        |        |        |          |
| Maine       |        |              |      |         |      |         |         |        |        |        |          |
| Elon        |        |              |      |         |      |         |         |        |        |        |          |
| JMU         |        |              |      |         |      |         |         |        |        |        |          |

## GENERAL NOTES

### Top Passing QB in the CAA.....

Tom Flacco has already turned heads this season, standing as the #1 QB in the CAA in passing yards a game with 296.4 and total offense with 361.6 yards a contest. He is currently throwing 69.0% from the air.

Flacco's 296.4 passing yards a game stands 9th in all of FCS football, while his 23.6 completions a contest is 10th.

His 438 total offensive yards in the game vs. The Citadel is currently the second-highest single game total by a CAA player this season. In that game, he had 253 passing yards and 185 yards on the ground.

### ....and Getting His Name in Towson Records

Tom Flacco completed 35 (out of 51) passes against Wake Forest on September 8th, tying for seventh all-time in Towson history in a single game.

Flacco was the first Tiger to earn over 30 completions in a game since Sean Schaefer in 2008.

### Streiking Shane

Shane Leatherbury stands in the top-3 in the CAA in numerous categories, including being second with 100.0 receiving yards a game (18th in FCS) and first with 6.4 receptions a contest (t-17th in FCS).

### New Faces on the Coaching Staff

Head coach Rob Ambrose has some new people on the staff this season.

- Tyree Foreman, Tight Ends  
--Last at: Tennessee Tech
- Collin Bauer, Inside Linebackers  
--Last at: Rutgers
- Matt Applebaum, Offensive Line  
--Last at: Davidson
- Justin Harper, Wide Receivers  
--Last at: Virginia State
- Scott Lakatos, Cornerbacks  
--Last at: Monmouth

### Tigers in the NFL

With the National Football League starting on Sept. 9th, two Tigers made active rosters. At the beginning of the season, Jordan Dangerfield '13 made the Pittsburgh Steelers roster while Jermon Bushrod '07 continues his career with the New Orleans Saints.

On October 7th, Ryan Delaire, who was with the Indianapolis Colts in the preseason, joined the San Francisco 49ers active roster.

Tye Smith '15 is with the Tennessee Titans, but was injured and is not on the active roster. Two other Tigers, Darius Victor '17 and Terrance West '14, were with the Colts and Saints respectively in the preseason.

In addition, Frank Beltre '13 competed with the Toronto Argonauts in the Canadian Football League in 2018.

### Towson University Finishes 2nd in Helper Helper Community Service

As a university, Towson finished second nationally in the 2018 NCAA Team Works Helper Helper Community Service Competition from January to April 2018.

With football in the mix, Towson student-athletes participated in 44 events during the competitions, logging 6,427 hours of community service.

### Ambrose - 4th Longest Tenured CAA Coach

Head coach Rob Ambrose is serving at the helm of Towson for his 10th season in 2018, making him the 4th-longest tenured coach in the CAA.

With William & Mary's Jimmie Laycock (39th season) retiring after the 2018 season, Ambrose will move up to 3rd in tenure next year.

Also ahead of Ambrose in years is New Hampshire's Sean McDonnell (20th season) and Stony Brook's Chuck Priore (13th season).

## CAA STAT LEADERS

### Tom Flacco (QB)

- Rushing Average: 6th (65.2 ypg)
- Passing Average: 1st (296.4 ypg)
- Total Offense: 1st (361.6 ypg)

### Robert Hayward (LB)

- Tackles Per Game: t-5th (8.2)

### Shane Leatherbury (WR)

- Receptions Per Game: 1st (6.40)
- Receiving Yards Per Game: 2nd (100.0)
- All-Purpose Yards Per Game: 7th (104.4)
- Scoring: 6th (6.7 points per game)

### Aidan O'Neill (K)

- Field Goal %: 3rd (81.8%)
- Field Goals Made: 2nd (9)
- Scoring: 2nd (9.8 points per game)

### Shane Simpson (RB/KR)

- Kick Return Average: 2nd (26.8 ypr)
- All-Purpose Yards Per Game: 1st (167.0)
- Scoring: 3rd (8.4 points per game)

### Pat Toomey (P)

- Punting Average: 4th (41.2 ypp)

### Diondre Wallace (LB)

- Tackles Per Game: 4th (8.6)
- Fumbles Forced Per Game: t-1st (0.4)

### Team Statistics (out of 12 teams)

- Scoring Offense: 2nd (39.4 ppg)
- Rushing Offense: 4th (176.6 ypg)
- Pass Offense: 2nd (300.6 ypg)
- Total Offense: 1st (477.2 ypg)
- Scoring Defense: 9th (30.2 ppg)
- Rushing Defense: 11th (189.8 ypg)
- Pass Defense: 7th (207.4 ypg)
- Total Defense: 10th (397.2 ypg)
- Turnover Margin: t-7th (+2)
- Penalties: 9th (66.8 ypg)
- Red Zone:
  - Offense: 4th (88.5% conversion)
  - Defense: 12th (94.1% conversion)

## RED-ZONE SCORING

| Opponent        | Times In RZ | Times Scored | Total Pts  | TDs       | Rush TDs | Pass TDs | FGs Made | FGs Att  | -----Failed to score inside RZ----- |          |          |          |          |
|-----------------|-------------|--------------|------------|-----------|----------|----------|----------|----------|-------------------------------------|----------|----------|----------|----------|
|                 |             |              |            |           |          |          |          |          | Downs                               | Int      | Fumb     | Half     | Game     |
| at Morgan State | 6           | 7            | 27         | 3         | 1        | 2        | 3        | 3        | 1                                   | 0        | 0        | 0        | 0        |
| at Wake Forest  | 2           | 2            | 12         | 2         | 0        | 2        | 0        | 0        | 0                                   | 0        | 0        | 0        | 0        |
| at Villanova    | 5           | 5            | 27         | 4         | 2        | 2        | 1        | 1        | 0                                   | 0        | 0        | 0        | 0        |
| The Citadel     | 5           | 6            | 21         | 2         | 2        | 0        | 3        | 3        | 0                                   | 0        | 0        | 0        | 1        |
| Stony Brook     | 5           | 6            | 27         | 4         | 2        | 2        | 1        | 2        | 0                                   | 0        | 0        | 0        | 0        |
| William & Mary  | 0           | 0            | 0          | 0         | 0        | 0        | 0        | 0        | 0                                   | 0        | 0        | 0        | 0        |
| at UAlbany      | 0           | 0            | 0          | 0         | 0        | 0        | 0        | 0        | 0                                   | 0        | 0        | 0        | 0        |
| at Delaware     | 0           | 0            | 0          | 0         | 0        | 0        | 0        | 0        | 0                                   | 0        | 0        | 0        | 0        |
| Maine           | 0           | 0            | 0          | 0         | 0        | 0        | 0        | 0        | 0                                   | 0        | 0        | 0        | 0        |
| at Elon         | 0           | 0            | 0          | 0         | 0        | 0        | 0        | 0        | 0                                   | 0        | 0        | 0        | 0        |
| James Madison   | 0           | 0            | 0          | 0         | 0        | 0        | 0        | 0        | 0                                   | 0        | 0        | 0        | 0        |
| <b>Totals</b>   | <b>23</b>   | <b>26</b>    | <b>114</b> | <b>15</b> | <b>7</b> | <b>8</b> | <b>8</b> | <b>9</b> | <b>1</b>                            | <b>0</b> | <b>0</b> | <b>0</b> | <b>1</b> |

Total Red Zone Scoring: 23-of-26 (88.5%)

**GENERAL NOTES****ALL-TIME SHUTOUTS**

|             |                      |      |
|-------------|----------------------|------|
| <b>1970</b> |                      |      |
| S.19        | Gallaudet            | 29-0 |
| N.14        | Shepard College      | 10-0 |
| <b>1974</b> |                      |      |
| O.26        | Johns Hopkins        | 44-0 |
| N.9         | Hampden-Sydney       | 24-0 |
| <b>1976</b> |                      |      |
| S.11        | UMES                 | 30-0 |
| O.9         | Frostburg State      | 12-0 |
| O.15        | Rowan                | 21-0 |
| O.23        | Bowie State          | 30-0 |
| O.30        | Salisbury            | 21-0 |
| <b>1977</b> |                      |      |
| S.24        | Randolph-Macon       | 3-0  |
| <b>1978</b> |                      |      |
| O.14        | Frostburg State      | 14-0 |
| O.20        | Rowan                | 22-0 |
| N.4         | Salisbury            | 27-0 |
| <b>1979</b> |                      |      |
| S.22        | Randolph-Macon       | 16-0 |
| O.13        | Wayne State          | 7-0  |
| <b>1980</b> |                      |      |
| S.20        | New York Tech        | 23-0 |
| N.1         | Delaware State       | 30-0 |
| <b>1981</b> |                      |      |
| O.10        | Central Connecticut  | 28-0 |
| O.24        | Merchant Marine      | 24-0 |
| <b>1983</b> |                      |      |
| S.10        | New York Tech        | 60-0 |
| S.24        | Slippery Rock        | 28-0 |
| O.8         | Morgan State         | 48-0 |
| O.22        | Mansfield            | 37-0 |
| <b>1984</b> |                      |      |
| O.13        | District of Columbia | 31-0 |
| <b>1986</b> |                      |      |
| O.18        | Morgan State         | 21-0 |
| <b>1994</b> |                      |      |
| S.24        | Charleston Southern  | 51-0 |
| N.21        | Southern Connecticut | 48-0 |
| <b>1999</b> |                      |      |
| O.2         | Holy Cross           | 14-0 |
| <b>2000</b> |                      |      |
| O.28        | Monmouth             | 12-0 |
| <b>2002</b> |                      |      |
| N.2         | Monmouth             | 20-0 |
| <b>2005</b> |                      |      |
| S.10        | Lock Haven           | 70-0 |
| <b>2015</b> |                      |      |
| O.31        | Delaware             | 19-0 |
| <b>2017</b> |                      |      |
| S.2         | Morgan State         | 10-0 |

**O'Neill Sets School Career FG Record**

Junior Aidan O'Neill set a new school all-time record for career field goals made on September 1st. In his career, O'Neill has connected on 40 field goals, including four on September 1st vs. Morgan State to set the new record.

His surpassed the mark set by Ed Kulic (1998-2001) and Randy Bielski (1976-79) for the previous all-time record of 32. O'Neill also holds the single-season record with 18 made field goals in 2016.

**Wallace Approaching Towson Top-10 in Tackles**

Senior Diondre Wallace has 244 career tackles, including 137 unassisted, earning at least 45 tackles each of his first three seasons.

19 more tackles would place Wallace in the top-10 all time in Towson history. Randy Bielski had 263 tackles from 1976-79.

The all-time leader in tackles in Towson history is Jeff Boller, who had 382 from 1979-82.

**Fenner Rising Up the INT Ranks**

Including one interception this year, redshirt senior Monty Fenner has six picks in his collegiate career. He is two away from tying for 10th all-time in Towson history.

Towson's all-time leader in interceptions is Gary Rubeling, with 25 from 1980-83.

**Eight Graduates Suiting Up for Towson**

In the true form of student-athlete, eight Towson players take the field as college graduates. Six of them are Towson graduates and two are graduate transfers.

Sam Gallahan, Joseph Green, Zain Harps Upshur, Matt Kauffman, Grant Udinski and Troy Vincent Jr. all graduated from Towson this past year and continue to play for the Tigers.

Ricky DeBerry earned his degree from the University of Oklahoma while Tom Flacco graduated from Rutgers University.

All eight players were honored, along with all other graduates continuing to play college football, in a press release by the National Football Foundation.

**Towson Graduates Coach the Team**

Along with Ambrose, in the Towson Class of 1993, two other coaches are former Tigers. Defensive line coach Konstantinos Kosmakos played for Towson and graduated in 2006 while second-year running backs coach Scott Van Zile is a 1999 graduate. Towson's director of football operations, Lance Yaniger, graduated as a Tiger in 2011.

**Baltimore Natives Staying Home.....**

Towson sports a trio of players from the city of Baltimore.

Out of Arundel High comes Diondre Wallace, who has over 200 tackles with Towson. Also at linebacker is sophomore Marcel Allen from Milford Mill Academy, while tight end Myles Wright comes from St. Frances Academy.

**...As are Marylanders....**

In all, 27 Towson players on the numerical roster hail from the state of Maryland. They come from all across the state, including as far west as Frederick, as far south as Waldorf and across the Shore from Salisbury.

**...Plus Those Across the Sea**

Two international players will assist the Tigers this season.

Malik Tyne will play his redshirt junior campaign after playing the last two years at linebacker. From Belgium comes Tibo Debaille, who played all 11 games last year on the defensive line.

**Nice to Meet You**

Towson has two games this season against opponents meeting the Tigers for the first time in program history.

Towson's game against an FBS opponent is against Wake Forest in Winston-Salem, North Carolina on September 8th, the first game against an ACC opponent since 2011, when the Tigers played Maryland.

In addition, the home opener will be played against the Citadel, a school in Charleston, South Carolina.

**Towson Wins the Battle For Greater Baltimore**

For the second straight season, Towson earned a victory over crosstown rival Morgan State, winning 36-10 to retain the Battle for Greater Baltimore trophy. Towson scored 24 unanswered points in just over 26 minutes of play in the victory.

**Towson Begins CAA Play on the Road, Again**

For the fourth consecutive season, Towson will begin conference play on the road. This year, the Tigers take on Villanova to start CAA play on September 15th. Towson is 0-3 in these CAA openers.

It is the second time in three years that Towson opens CAA play at Villanova. 2017 saw Towson begin league competition at Stony Brook, while 2015 it was at Elon.

The last time Towson began CAA play with a home game was in 2014, hosting Maine.

**The Game**

Wrapping up a three-game homestand, #17/18 Towson hosts William & Mary for Family Weekend at Johnny Unitas® Stadium on Saturday, October 13th at 4 p.m.

A Tiger victory would guarantee that Towson has a winning record at home during the regular season for the fourth straight year.

Towson won the first two games of the homestand, victories over The Citadel and Stony Brook.

**Coverage of the Game**

The game will be broadcast online on CAA.tv free of charge to the public.

Spiro Morekas, the Voice of the Tigers, will be on the call live from Towson, joined by Gordy Combs on CBS Sports Radio 1300. The radio call of Morekas and Combs will be simulcast on CAA.tv.

**About Johnny Unitas® Stadium**

Minnegan Field at Johnny Unitas® Stadium has been the home of Towson football since 1978. The stadium underwent a major renovation from 1999-2002 and stands as the third-largest college football facility in the state of Maryland.

**Scouting William & Mary**

William & Mary earned its first CAA victory since 2016 with a 25-22 comeback win over UAlbany on Saturday.

William & Mary is coached by Jimmye Laycock in his 39th year. Laycock will be retiring following the 2018 season, having 247 victories all-time with his alma mater, the most ever for an FCS coach.

The team is last in scoring offense in the CAA, averaging 11.2 points a game. At quarterback is sophomore Shon Mitchell, who completes 63.6% of his passes with 1,059 yards, four touchdowns and four interceptions. His primary target has nearly half of the team's receiving yards: senior wide receiver DeVonte Dedmon, a Williamsburg native, has 29 catches for 492 yards, third-most in the CAA, and four touchdowns.

Two running backs have taken the bulk of the carries for the Tribe. Junior Albert Funderburke has rushed 53 times for 165 yards while redshirt freshman Owen Wright has 36 carries for 101 yards.

The Tribe defense allows 407 yards of offense per game for 33 points allowed a contest. The top tackler of the team is junior safety Isaiah Lester with 34, adding an interception. Cornerback Raeshawn Smith is second with 31 tackles.

Junior defensive tackle Bill Murray has a team-best 1.5 sacks, totaling 23 tackles. Also on the line at end, redshirt freshman Carl Fowler has made 17 tackles, including five for loss.

**GENERAL NOTES****William & Mary Quick Facts**

Location \_\_\_\_\_ Williamsburg, Va.  
Enrollment \_\_\_\_\_ 8,500  
Nickname \_\_\_\_\_ Tribe  
Colors \_\_\_\_\_ Green, Gold and Silver  
Conference \_\_\_\_\_ CAA  
President \_\_\_\_\_ Katherine Rowe  
Athletics Director \_\_\_\_\_ Samantha K. Huger

Head Coach \_\_\_\_\_ Jimmye Laycock  
Record at School \_\_\_\_\_ 247-192-2 (39th season)  
Career Record \_\_\_\_\_ Same

2017 Record \_\_\_\_\_ 2-9  
Conference Record (Finish) \_\_\_\_\_ 0-8 (12th)  
Off/Def Starters Returning \_\_\_\_\_ 11  
Off/Def Starters Lost \_\_\_\_\_ 11

SID \_\_\_\_\_ Pete Clawson  
Email \_\_\_\_\_ rrtturn@wm.edu  
Office \_\_\_\_\_ 757-221-3370  
Web \_\_\_\_\_ tribeathletics.com

**Towson's Opening Drives**

| Opp             | 1st      | 2nd  |
|-----------------|----------|------|
| at Morgan State | TO-Downs | TD   |
| at Wake Forest  | TD       | Punt |
| at Villanova    | Punt     | INT  |
| The Citadel     | TD       | TD   |
| Stony Brook     | TD       | FG   |
| William & Mary  |          |      |
| at UAlbany      |          |      |
| at Delaware     |          |      |
| Maine           |          |      |
| at Elon         |          |      |
| Rhode Island    |          |      |

**2018 TIGER SCHEDULE & RESULTS**

| DATE     | OPPONENT        | TV               | RESULT/TIME | SERIES           | NOTES   |
|----------|-----------------|------------------|-------------|------------------|---|
| Sept. 1  | @ Morgan State  | MeTV/SportsFever | W 36-10     | TU leads 19-6    | Largest Towson margin of victory since 2013                 |
| Sept. 8  | @ Wake Forest   | ACC Net. Extra   | L 20-51     | Wake leads 1-0   | Flacco's 35 completions tied for 7th all-time in TU history |
| Sept. 15 | @ Villanova*    | Fox Sports Go    | W 45-35     | VU leads 9-6     | First Towson victory over top-10 opponent since 2013        |
| Sept. 29 | The Citadel     | CAA.tv           | W 44-27     | TU leads 1-0     | 50th Anniversary Team celebration                           |
| Oct. 6   | Stony Brook*    | CBS Digital      | W 52-28     | Tied 3-3         | First 50+ point game since 2012                             |
| Oct. 13  | William & Mary* | CAA.tv           | 4 p.m.      | W&M leads 9-5    | Family Weekend  |
| Oct. 20  | @ UAlbany*      | TBA              | 3:30 p.m.   | TU leads 3-2     | First Towson-UAlbany game since 2013 (2nd since 2003)       |
| Oct. 27  | @ Delaware*     | Fox Sports Go    | 4 p.m.      | UD leads 11-8    | Towson won 2017 meeting on final minute TD                  |
| Nov. 3   | Maine*          | CBS Digital      | 4 p.m.      | ME leads 7-6     | Homecoming; First UAlbany-Maine game since 2015             |
| Nov. 10  | @ Elon*         | TBA              | Noon        | TU leads 5-2     | Elon won 2017 meeting in double overtime                    |
| Nov. 17  | James Madison*  | CBS Digital      | 2 p.m.      | JMU leads 19-6-1 | Military Appreciation Day, Senior Day                       |

\* - Denotes CAA game • All times are central

**HEAD COACH ROB AMBROSE****ROB  
AMBROSE**

Head Coach

10th Season • Towson, '93



Rob Ambrose has led Towson football to 54 wins, a pair of CAA championships and two NCAA FCS playoff appearances. Heading into his 10th season at the helm of the Tiger football program in 2018, Ambrose has his sights set on a return to the NCAA FCS National Championship game.

2017 saw Towson earn victories in its final two games to finish 5-6, tying for seventh place in the league. The Tigers won the first Battle for Greater Baltimore over Morgan State and rival Delaware.

The 2015 Tigers returned to their winning ways as they put together a four-game winning streak en route to a 7-4 season. The defense carried the way as they recorded the first shutout over Delaware, and put together a streak of seven-straight scoreless quarters.

Coming off an NCAA FCS Championship game appearance the year before, the Tigers battled a plethora of injuries during the 2014 season. For the second-straight year, a Tiger was selected in the NFL Draft. Just one year after running back Terrance West was selected by the Cleveland Browns in the third round, cornerback Tye Smith went in the fifth round of the 2015 NFL Draft to the Seattle Seahawks.

In 2013, he guided the Tigers to a magical season as Towson reached the NCAA FCS championship game by beating No. 9 Fordham, No. 2 Eastern Illinois and No. 3 Eastern Washington in consecutive weeks. Towson finished the campaign with a 13-3 record; the 13 wins were a school record.

Ranked second in the final NCAA FCS polls, Towson won the Lambert/Meadowlands Award as the top FCS team in the East. The Tigers were also honored as the ECAC FCS Team of the Year.

In the 2012 season, Ambrose led the Tigers to a 7-4 record against an extremely difficult schedule. The Tigers lost to a pair of nationally-ranked FBS programs in Kent State and LSU. But, Towson finished the season with a 6-2 CAA record as the Tigers shared the league title.

In 2011, just his third season as the Tigers' head coach, Ambrose guided Towson to one of the most dramatic turnarounds in college football history. Only one season removed from a 1-10 record, the 2011 team became the "Turnaround Tigers" by going 9-3. Their 7.5-game improvement was the most dramatic improvement in NCAA Division I history.

Towson posted a 9-2 regular season record, beat six nationally-ranked teams and won the

CAA championship outright with a 7-1 record in 2011. The Tigers also made their first appearance in the NCAA FCS playoffs, becoming the first program to earn playoff berths at the Division III, Division II and FCS (I-AA) levels.

Once the season ended, Ambrose was honored as the 2011 CAA Coach of the Year, the AFCA District Coach of the Year and was a finalist for the Liberty Mutual Coach of the Year. In January 2012, he was the recipient of the Eddie Robinson Award as the top coach in FCS football.

**The UConn years (2002-08)**

Ambrose joined the staff at UConn as the Huskies grew from an NCAA Division I-AA program into a major college contender. During his seven seasons in Storrs, Connecticut, the Huskies were 49-36 with just two losing seasons. UConn made three bowl appearances in five years, debuted in the AP national rankings at 16th, and won a share of the Big East title in 2007.

Joining the staff as the quarterbacks coach, Ambrose played a major role in the development of Dan Orlovsky, the first UConn quarterback to play in the NFL as a fifth-round draft pick by the Detroit Lions. In 2008 as the offensive coordinator, Ambrose coached Donald Brown, an All-American and the 2008 BIG EAST Offensive Player of the Year. Brown led the nation with 2,083 yards on 367 carries and became the first UConn player to be selected in the first round of the NFL draft.

**First head coaching job – Catholic (2001)**

Ambrose left Towson after the 2000 season to become the head coach at Catholic University, a Division III program in Washington, D.C. In one year at Catholic, Ambrose led the Cardinals to a 3-7 record.

**As a Tiger assistant (1992-2000)**

In nine years as a Tiger assistant, the team went 54-36 with only two losing seasons. Ambrose started as a student-assistant before being promoted to wide receivers coach in 1993, offensive coordinator in 1997 and then to associate head coach in 2000.

He coached four All-Americans in running back Tony Vinson, quarterback Dan Crowley, and wide receivers Mark Orlando and Jamal White. Vinson led the nation in rushing yards

(2,016), all-purpose yards (2,073) and points scored (138) in 1993. Vinson went on to be a fifth-round draft pick of the San Diego Chargers. Orlando earned All-America notice by catching 55 passes for 1,223 yards and 12 touchdowns.

In 1999, Towson led the nation in passing yardage, averaging 381.2 passing yards per game.

**His collegiate playing career**

As a player at Towson, Ambrose started his career as a quarterback but moved to wide receiver as a sophomore. In 1990, he caught four passes for 20 yards. As a junior, he had four catches for 35 yards. Three of those receptions were touchdown passes from Dan Crowley. He caught an 11-yard TD pass at James Madison, a seven-yard TD toss at Liberty and a 14-yard TD pass against Hofstra. An injury in the spring before his senior year forced Ambrose to the sidelines.

**The Ambrose family**

The Tigers' coach is the son of one of the most successful high school football coaches in Maryland. His father, Tim, was the head coach at Middletown for 31 years and won 249 games, leading the Knights to 14 Monocacy Valley League championships. He retired in 2013, just in time to follow the Tigers' march to the NCAA championship game. The former athletic director at Middletown, he stepped down as football coach after the 2004 season. Coach Ambrose's brother, Jared, was an assistant football coach at Delaware for two years before joining the Tigers' staff. He is currently the program's offensive coordinator.

Ambrose and his wife, Melissa, have two children: Grace and Riley.

**THE AMBROSE FILE**

2009-present \_\_\_\_\_ Towson, Head Coach  
2006-08 \_\_\_\_\_ Connecticut, Off. Coord.  
2002-05 \_\_\_\_\_ Connecticut, QB Coach  
2001 \_\_\_\_\_ Catholic, Head Coach  
2000 \_\_\_\_\_ Towson, Assoc. HC/OC  
1997-99 \_\_\_\_\_ Towson, Offensive Coordinator  
1992-96 \_\_\_\_\_ Towson, Wide Receivers

**NOTABLE**

Led Tigers to school-record 13 wins and first national championship game appearance in 2013.

2011 Eddie Robinson National Coach of the Year.

Helped Tigers to a 9-3 record in 2011, completing the largest turnaround in NCAA history, improving win total by 7.5 games.

Played collegiately at Towson for three years. Began career as a quarterback, before moving to wide receiver.

**TWO DEEP - VS. WILLIAM & MARY****OFFENSE**

|       |           |  |                |              |    |           |
|-------|-----------|--|----------------|--------------|----|-----------|
| WR- X | <b>7</b>  | <b>Jabari Greenwood</b>  | <b>6-3 195</b> | <b>R-Jr.</b> | DL | <b>53</b> |
|       | 18        | Jabari Allen   | 6-4 188        | So.          |    | 97        |
| LT    | <b>75</b> | <b>Andrew Garnett</b>     | <b>6-5 294</b> | <b>R-So.</b> | DL | <b>90</b> |
|       | 73        | Alex Desire  | 6-5 291        | Fr.          |    | 11        |
| LG    | <b>74</b> | <b>Aaron Grzymkowski</b>  | <b>6-4 289</b> | <b>R-So.</b> | DL | <b>92</b> |
|       | 71        | Brendan Cassels           | 6-3 297        | R-So.        |    | 95        |
| C     | <b>53</b> | <b>Nico Russolillo</b>   | <b>6-1 296</b> | <b>R-So.</b> | DL | <b>4</b>  |
|       | 78        | Nick Carnesale   | 6-1 282        | R-Jr.        |    | 31        |
| RG    | <b>76</b> | <b>Zane Ventimiglia</b>   | <b>6-3 300</b> | <b>Jr.</b>   | LB | <b>12</b> |
|       | 54        | Cole Cheripko  | 6-4 284        | So.          |    | 52        |
| RT    | <b>68</b> | <b>Matt Kauffman</b>   | <b>6-5 299</b> | <b>R-Sr.</b> | LB | <b>56</b> |
|       | 72        | Josh Diaz  | 6-5 301        | So.          |    | 38        |
| TE    | <b>42</b> | <b>Joe Green</b>   | <b>6-2 242</b> | <b>R-Sr.</b> | LB | <b>50</b> |
|       | 80        | Chris Clark  | 6-5 255        | R-So.        |    | 55        |
| WR- Z | <b>9</b>  | <b>Sam Gallahan</b>       | <b>6-1 193</b> | <b>R-Sr.</b> | CB | <b>2</b>  |
|       | 3         | Shane Leatherbury  | 5-10 165       | R-Jr.        |    | 7         |
| QB    | <b>14</b> | <b>Tom Flacco</b>  | <b>6-1 208</b> | <b>R-Jr.</b> | S  | <b>8</b>  |
|       | 16        | Ryan Stover  | 6-4 210        | R-So.        |    | 6         |
| FB    | <b>39</b> | <b>Bryce Perkins</b>    | <b>6-3 264</b> | <b>So.</b>   | S  | <b>9</b>  |
|       | 87        | Myles Wright   | 6-2 246        | So.          |    | 35        |
| TB    | <b>13</b> | <b>Shane Simpson</b>   | <b>5-9 200</b> | <b>R-Jr.</b> | CB | <b>25</b> |
|       | 19        | Kobe Young   | 6-0 189        | So.          |    | 23        |

**DEFENSE**

|   |                 |              |
|---|-----------------|--------------|
| <b>Bryce Carter</b>   | <b>6-3 262</b>  | <b>R-So.</b> |
| Grant Udinski   | 6-3 240         | R-Sr.        |
| <b>Zain Harps Upshur</b>  | <b>6-6 235</b>  | <b>R-Sr.</b> |
| Charles Garnett   | 6-2 300         | Jr.          |
| <b>Niquekko Cook</b>       | <b>6-5 268</b>  | <b>R-Sr.</b> |
| Sam Gyeni                  | 6-0 269         | So.          |
| <b>Ricky DeBerry</b>  | <b>6-1 235</b>  | <b>R-Jr.</b> |
| Malik Tyne  | 6-2 235         | R-Jr.        |
| <b>Keon Paye</b>           | <b>6-0 217</b>  | <b>R-Jr.</b> |
| DyMelle Parker  | 6-2 211         | So.          |
| <b>Diondre Wallace</b>     | <b>6-0 233</b>  | <b>Sr.</b>   |
| Chris Tedder  | 6-0 219         | Sr.          |
| <b>Robert Heyward</b>   | <b>5-10 217</b> | <b>R-Jr.</b> |
| Christian Dixon   | 5-11 214        | So.          |
| <b>Brandon Shuman</b>      | <b>5-11 180</b> | <b>Jr.</b>   |
| Troy Vincent, Jr.   | 5-10 200        | Sr.          |
| <b>Monty Fenner</b>      | <b>6-0 190</b>  | <b>R-Sr.</b> |
| Jamal Gay   | 6-1 178         | Fr.          |
| <b>Mantriel Reaves</b>  | <b>6-2 199</b>  | <b>So.</b>   |
| Cody Tippett  | 5-10 195        | So.          |
| <b>Terrill Gillette</b>  | <b>5-10 180</b> | <b>Jr.</b>   |
| Jirhe Love  | 6-0 182         | So.          |

**SPECIALISTS**

|    |           |                      |                |              |    |           |                      |                |              |
|----|-----------|----------------------|----------------|--------------|----|-----------|----------------------|----------------|--------------|
| FG | <b>30</b> | <b>Aidan O'Neill</b> | <b>6-1 199</b> | <b>Jr.</b>   | H  | <b>16</b> | <b>Pat Toomey</b>    | <b>6-2 196</b> | <b>R-Sr.</b> |
|    | 48        | Brandon Chiazza      | 5-11 174       | R-Fr.        |    | 2         | Triston Harris       | 6-2 210        | R-So.        |
| KO | <b>16</b> | <b>Pat Toomey</b>    | <b>6-2 196</b> | <b>R-Sr.</b> | KR | <b>13</b> | <b>Shane Simpson</b> | <b>5-9 200</b> | <b>R-Jr.</b> |
|    | 30        | Aidan O'Neill        | 6-1 199        | Jr.          |    | 19        | Kobe Young           | 6-0 189        | So.          |
| P  | <b>16</b> | <b>Pat Toomey</b>    | <b>6-2 196</b> | <b>R-Sr.</b> | PR | <b>13</b> | <b>Shane Simpson</b> | <b>5-9 200</b> | <b>R-Jr.</b> |
|    | 30        | Aidan O'Neill        | 6-1 199        | Jr.          |    | 19        | Kobe Young           | 6-0 189        | So.          |
| LS | <b>46</b> | <b>Conrad Brake</b>  | <b>6-0 230</b> | <b>R-Fr.</b> |    |           |                      |                |              |
|    | 42        | Joe Green            | 6-2 242        | R-Sr.        |    |           |                      |                |              |

**NUMERICAL ROSTER**

| No. | Player              | Pos. | Ht.  | Wt. | Cl.   | Hometown / Previous School                          |
|-----|---------------------|------|------|-----|-------|---|
| 2   | Triston Harris      | QB   | 6-2  | 210 | R-So. | Dover, Del. / Dover H.S.                            |
| 2   | Brandon Shuman      | DB   | 5-11 | 180 | Jr.   | Miami, Fla. / Purdue                                |
| 3   | Shane Leatherbury   | WR   | 5-10 | 183 | R-Jr. | Salisbury, Md. / Wor-Wic C.C.                       |
| 4   | Ricky DeBerry       | LB   | 6-1  | 235 | R-Jr. | Mechanicsville, Va. / University of Oklahoma        |
| 4   | Brandon Allen       | WR   | 6-0  | 192 | R-Jr. | Lancaster, Pa. / McCaskey H.S.                      |
| 6   | Jamal Gay           | DB   | 6-1  | 178 | Fr.   | Beltsville, Md. / St. John's College H.S.           |
| 7   | Jabari Greenwood    | WR   | 6-3  | 195 | R-Jr. | Washington, D.C. / University of Kentucky           |
| 7   | Troy Vincent, Jr.   | DB   | 5-10 | 200 | Sr.   | Rockville, Md. / North Carolina State               |
| 8   | Monty Fenner        | DB   | 6-0  | 190 | R-Sr. | Chesapeake, Va. / Oscar F. Smith H.S.               |
| 9   | Sam Gallahan        | WR   | 6-1  | 193 | R-Sr. | Springfield, Va. / St. Stephen's and St. Agnes H.S. |
| 9   | Mantriel Reaves     | DB   | 6-2  | 199 | So.   | High Point, N.C. / Louisburg College                |
| 10  | Chris Greaves       | WR   | 5-11 | 165 | So.   | Kensington, Md. / Albert Einstein H.S.              |
| 10  | Robert Javier       | CB   | 6-0  | 175 | Fr.   | Bronx, N.Y. / Cardinal Hayes H.S.                   |
| 11  | Jason Epps          | TE   | 6-4  | 221 | Jr.   | Bowie, Md. / Lincoln                                |
| 11  | Charles Garrett     | DL   | 6-2  | 300 | Jr.   | Norfolk, Va. / ASA Miami                            |
| 11  | Brent Richardson    | WR   | 6-1  | 200 | R-Jr. | Cooksville, Md. / Glenelg H.S.                      |
| 12  | Keon Paye           | LB   | 6-0  | 217 | R-Jr. | Olney, Md. / Good Counsel H.S.                      |
| 12  | Daniel Rose         | QB   | 6-0  | 205 | Jr.   | Midlothian, Va. / ASA Brooklyn                      |
| 13  | Shane Simpson       | RB   | 5-9  | 200 | R-Jr. | Easton, Pa. / Easton H.S.                           |
| 14  | Tom Flacco          | QB   | 6-1  | 208 | R-Jr. | Vorhees, N.J. / Rutgers University                  |
| 15  | Sean Bryan          | RB   | 5-7  | 175 | Fr.   | Westbury, N.Y. / St. Anthony's H.S.                 |
| 15  | Noah Staub          | WR   | 6-3  | 206 | R-So. | Hanover, Pa. / South Western H.S.                   |
| 16  | Ryan Stover         | QB   | 6-4  | 210 | R-So. | Oreland, Pa. / Upper Dublin H.S.                    |
| 16  | Pat Toomey          | K/P  | 6-2  | 196 | R-Sr. | Brick, N.J. / Red Bank Catholic H.S.                |
| 17  | Jeff Miller         | QB   | 6-6  | 253 | Fr.   | Murrieta, Calif. / Murrieta H.S.                    |
| 18  | Jabari Allen        | WR   | 6-4  | 188 | So.   | Spotsylvania, Va. / Courtland H.S.                  |
| 18  | Tyler Raines        | QB   | 6-3  | 218 | So.   | Columbia, Md. / Long Reach H.S.                     |
| 19  | Kobe Young          | RB   | 6-0  | 189 | So.   | Winston-Salem, N.C. / Parkland H.S.                 |
| 20  | Vashon McCants, Jr. | DB   | 6-0  | 168 | Fr.   | Sterling, Va. / Dominion H.S.                       |
| 21  | Chizurum Umunakwe   | LB   | 6-0  | 194 | Fr.   | Bronx, N.Y. / Trinity Pawling H.S.                  |
| 22  | Caleb Smith         | WR   | 6-0  | 180 | R-So. | Albany, N.Y. / La Salle Institute                   |
| 23  | Jirhe Love          | CB   | 6-0  | 182 | So.   | Reistertown, Md. / Fork Union Military Academy      |
| 23  | Jaelen Thompson     | RB   | 5-11 | 201 | So.   | Middletown, Pa. / Middletown H.S.                   |
| 24  | Jamal Watson        | DB   | 6-0  | 170 | R-So. | Charlotte, N.C. / Myers Park H.S.                   |
| 25  | Terrill Gillette    | DB   | 5-10 | 180 | Jr.   | Philadelphia, Pa. / Riverside C.C.                  |
| 26  | Rodney Dorsey       | WR   | 5-9  | 179 | So.   | Frederick, Md. / Tuscarora H.S.                     |
| 27  | Adrian Feliz-Platt  | RB   | 5-7  | 191 | So.   | Germantown, Md. / Seneca Valley H.S.                |
| 28  | Reese Clarke        | DB   | 5-11 | 189 | Fr.   | Belle Meade, N.J. / Montgomery H.S.                 |
| 28  | Yeedee Thaenrat     | RB   | 5-10 | 215 | Jr.   | Philadelphia, Pa. / Tennessee Tech University       |
| 29  | Nygil Johnson       | LB   | 6-3  | 213 | So.   | Midlothian, Va. / Manchester H.S.                   |
| 30  | Aidan O'Neill       | K    | 6-1  | 199 | Jr.   | New Paltz, N.Y. / New Paltz H.S.                    |
| 31  | Malik Tyne          | LB   | 6-2  | 235 | R-Jr. | Ontario, Canada / John Carroll School               |
| 32  | Frank Stettner      | DB   | 5-11 | 183 | Fr.   | Phillipsburg, N.J. / Phillipsburg                   |
| 33  | Mitch Boals         | DB   | 5-11 | 189 | Sr.   | Schofield, Wis. / College of DuPage                 |
| 34  | Luke Hamilton       | FB   | 5-11 | 234 | Fr.   | Cumberland, Md. / Fort Hill H.S.                    |
| 35  | Coby Tippet         | DB   | 5-10 | 195 | So.   | Sharon, Mass. / Cheshire Academy                    |
| 36  | Michael Wilson, Jr. | CB   | 5-10 | 154 | Fr.   | Middletown, Del. / Middletown H.S.                  |
| 37  | Stephen Oscar       | K    | 6-1  | 192 | Fr.   | Salisbury, Md. / Bennett H.S.                       |
| 38  | Chris Tedder        | LB   | 6-0  | 219 | Sr.   | Henrico, Va. / Varina H.S.                          |
| 39  | Bryce Perkins       | TE   | 6-3  | 264 | So.   | McSherrytown, Pa. / Delone Catholic H.S.            |
| 40  | Nick Rainey         | DB   | 6-0  | 185 | Fr.   | Forest, Va. / Jefferson Forest H.S.                 |
| 41  | Marquis Robinson    | S    | 5-9  | 180 | Sr.   | Baltimore, Md. / Morgan State                       |
| 42  | Joe Green           | TE   | 6-2  | 242 | R-Sr. | Washington, D.C. / Kent State University            |
| 44  | Zach Heron          | TE   | 6-5  | 247 | R-Sr. | Hampstead, Md. / Manchester Valley H.S.             |
| 44  | Ryan Kearney        | LB   | 6-1  | 218 | Fr.   | Ellicott City, Md. / Howard H.S.                    |
| 45  | Ronnie Fox          | FB   | 5-11 | 222 | Fr.   | Vernon, N.J. / Pope John XXIII H.S.                 |
| 46  | Conrad Brake        | LS   | 6-0  | 230 | R-Fr. | Fairport, N.Y. / University of Pittsburgh           |
| 47  | Ellis Knudson       | TE   | 6-2  | 263 | R-Sr. | Alexandria, Va. / Hayfields H.S.                    |
| 48  | Brandon Chiazza     | K    | 5-11 | 174 | R-Fr. | Malvern, Pa. / University of South Carolina         |
| 49  | Marcel Allen        | LB   | 5-11 | 228 | So.   | Baltimore, Md. / Milford Mill Academy               |
| 50  | Robert Heyward      | LB   | 5-10 | 217 | R-Jr. | Savannah, Ga. / Calvary Day School                  |
| 52  | DyMelle Parker      | LB   | 6-2  | 211 | So.   | Camden, N.J. / Camden H.S.                          |
| 53  | Bryce Carter        | LB   | 6-3  | 262 | R-So. | Steelton, Pa. / Steelton-Highspire H.S.             |
| 53  | Nico Russolillo     | OL   | 6-1  | 296 | R-So. | Frisco, Texas / Heritage H.S.                       |
| 54  | Cole Cheripko       | OL   | 6-4  | 284 | So.   | Germantown, Md. / Northwest H.S.                    |
| 55  | Christian Dixon     | LB   | 5-11 | 214 | So.   | Matthews, N.C. / Butler H.S.                        |
| 56  | Diondre Wallace     | LB   | 6-0  | 233 | Sr.   | Baltimore, Md. / Arundel H.S.                       |
| 58  | Bryce Lauer         | DL   | 6-3  | 243 | Fr.   | Murrysville, Pa. / Franklin Regional H.S.           |
| 65  | Jackson Truitt      | OL   | 6-3  | 281 | So.   | West Middletown, Del. / Appoquinimink H.S.          |

**NUMERICAL ROSTER**

| No. | Player            | Pos. | Ht. | Wt. | Cl.   | Hometown / Previous School                    |
|-----|-------------------|------|-----|-----|-------|---|
| 68  | Matt Kauffman     | OL   | 6-5 | 309 | R-Sr. | York, Pa. / York Suburban H.S.                |
| 70  | D'Mitri Francis   | OL   | 6-4 | 309 | Sr.   | Punta Gorda, Fla. / San Jose City College     |
| 71  | Brendan Cassels   | OL   | 6-3 | 297 | R-So. | Walkersville, Md. / Walkersville H.S.         |
| 72  | Josh Diaz         | OL   | 6-5 | 301 | So.   | Woddberry Forest, Va. / Woodberry Forest H.S. |
| 73  | Alex Desire       | OL   | 6-5 | 291 | Fr.   | Burlington, N.J. / Burlington Township H.S.   |
| 74  | Aaron Grzymkowski | OL   | 6-4 | 289 | R-So. | Stevensville, Md. / Stevensville H.S.         |
| 75  | Andrew Garnett    | OL   | 6-5 | 320 | R-So. | Upper Marlboro, Md. / Riverdale Baptist H.S.  |
| 76  | Zane Ventimiglia  | OL   | 6-3 | 290 | Sr.   | Red Bluff, Calif. / Butte College             |
| 78  | Nick Carnesale    | OL   | 6-1 | 294 | R-Jr. | Hammonton, N.J. / Hammonton H.S.              |
| 79  | Tommy Danagogo    | DL   | 6-2 | 302 | R-So. | Randallstown, Md. / Randallstown H.S.         |
| 80  | Chris Clark       | TE   | 6-5 | 255 | R-So. | Ridgewood, N.J. / Avon Old Farms              |
| 81  | D'Ago Hunter      | WR   | 5-6 | 165 | Fr.   | Culpepper, Va. / Seneca Valley                |
| 82  | Ja'Len Elliott    | WR   | 6-1 | 186 | R-Fr. | Waldorf, Md. / West Lake                      |
| 83  | Connor Jones      | TE   | 6-3 | 227 | Jr.   | Stockton College                              |
| 84  | Logan Justice     | WR   | 6-3 | 191 | Fr.   | Lewes, Del. / Fork Union Military Academy     |
| 86  | Jason Miller      | TE   | 6-2 | 223 | Fr.   | Sparta, N.J. / Pope XXIII                     |
| 87  | Myles Wright      | TE   | 6-2 | 246 | So.   | Baltimore, Md. / St. Frances Academy          |
| 88  | Ryan Rutkowski    | WR   | 6-2 | 197 | R-So. | Broadlands, Va. / Briar Woods H.S.            |
| 89  | Colin Hirschmann  | TE   | 6-6 | 235 | Fr.   | Chalfont, Va. / La Salle College H.S.         |
| 90  | Zain Harps Upshur | DL   | 6-1 | 297 | R-Sr. | Norfolk, Va. / Booker T. Washington H.S.      |
| 91  | John Mullins III  | DL   | 6-4 | 270 | So.   | Basking Ridge, N.J. / Ridge H.S.              |
| 92  | Niquekko Cook     | DL   | 6-5 | 268 | R-Sr. | Odenton, Md. / Meade H.S.                     |
| 93  | John Lambert      | LB   | 6-3 | 230 | Sr.   | Windsor, Conn. / Dean College                 |
| 94  | Tibo Debaillie    | DL   | 6-3 | 275 | So.   | Gistel, Belgium / Ostend Pirates              |
| 95  | Sam Gyeni         | DL   | 6-0 | 269 | So.   | Gaithersburg, Md. / Quince Orchard H.S.       |
| 96  | Prince Ukpai      | DL   | 6-3 | 240 | Fr.   | Greenbelt, Md. / Eleanor Roosevelt H.S.       |
| 97  | Grant Udinski     | DL   | 6-3 | 240 | R-Sr. | Doylestown, Pa. / Davidson College            |
| 99  | Vinnie Shaffer    | DL   | 6-0 | 295 | So.   | Middle River, Md. / Saint Anselm College      |

**Head Coach:** Rob Ambrose (Towson, 1993), 10th season

**Assistant Coaches:** Lyndon Johnson (Defensive Coordinator/Outside Linebackers)  
 Jared Ambrose (Offensive Coordinator/Quarterbacks)  
 Joe Tricario (Special Teams Coordinator/Safeties)  
 Matt Applebaum (Offensive Line)  
 Konstantinos Kosmakos (Defensive Line)  
 Scott Van Zile (Running Backs)  
 Justin Harper (Wide Receivers)  
 Tyree Foreman (Tight Ends)  
 Collin Bauer (Inside Linebackers)  
 Scott Lakatos (Cornerbacks)  
 Lance Yaniger (Director of Football Operations)  
 Leigha Presley (Video Coordinator)  
 Justin Lima (Strength and Conditioning)  
 Nathan Wilder (Director of Sports Medicine)  
 Ariko Iso (Head Athletic Trainer)  
 Alex Miller (Assistant Athletic Trainer)

**PRONUNCIATION GUIDE**

|                   |                     |                 |              |                   |                     |
|-------------------|---------------------|-----------------|--------------|-------------------|---------------------|
| Jabari Allen      | Juh-BAR-e           | Sam Gyeni       | GEE-N-E      | Grant Udinski     | u-DIN-ski           |
| Cole Cheripko     | Chuh-RIP-co         | Zach Heron      | HAIR-in      | Prince Ukpai      | OOK-pie             |
| Brandon Chiazza   | chee-AH-zah         | Jirhe Love      | JHI-ree      | Chizurum Umanakwe | CHIZ-ah-room        |
| Niquekko Cook     | NEE-koe             | Ellis Knudson   | NUDD-son     |                   | oom-ah-KNOCK-way    |
| Tommy Danagogo    | Dan-Uh-go-go        | Vashon McCants  | VUH-shon     | Zane Ventimiglia  | VEN-tuh-migg-lee-uh |
| Tibo Debaillie    | TEE-bow DUH-ball-ee | Keon Paye       | PAY          |                   |                     |
| Tom Flacco        | FLACK-oh            | Nico Russolillo | Ruh-sill-E-O |                   |                     |
| Sam Gallahan      | GAL-uh-han          | Mark Shetletski | shet-LET-ski |                   |                     |
| Jabari Greenwood  | Juh-BAR-e           | Yeede Thaeenrat | THAY-en-rat  |                   |                     |
| Aaron Grzymkowski | Grim-COW-ski        | Malik Tyne      | Muh-LEEK     |                   |                     |

## GENERAL NOTES

### TIGERS RECORD WHEN...

|   |     |
|---|-----|
| Overall   | 4-1 |
| at home   | 2-0 |
| on road   | 2-1 |
| on grass  | 1-0 |
| on field turf                                     | 3-1 |
| in overtime                                       | 0-0 |
| <br>  |     |
| Towson scores first                               | 2-0 |
| Opponent scores first                             | 2-1 |
| <br>  |     |
| Towson leads after 1st quarter                    | 3-0 |
| Towson leads at the half                          | 4-0 |
| Towson leads after 3rd quarter                    | 4-0 |
| <br>  |     |
| Towson has more rushing yards                     | 3-0 |
| Towson has more passing yards                     | 3-1 |
| Towson has more total yards                       | 4-0 |
| <br>  |     |
| Towson has less penalties                         | 3-0 |
| Towson has less turnovers                         | 1-1 |
| <br>  |     |
| Towson scores under 10 points                     | 0-0 |
| Towson scores 10-19 points                        | 0-0 |
| Towson scores 20-29 points                        | 0-1 |
| Towson scores 30-39 points                        | 1-0 |
| Towson scores 40 points or more                   | 3-0 |
| <br>  |     |
| Opponent scores under 10 points                   | 0-0 |
| Opponent scores 10-19 points                      | 1-0 |
| Opponent scores 20-29 points                      | 2-0 |
| Opponent scores 30-39 points                      | 1-0 |
| Opponent scores 40 points or more                 | 0-1 |
| <br>  |     |
| Towson completes at least 50% of passes           | 4-1 |
| Towson completes fewer than 50% of passes         | 0-0 |
| Opponent completes at least 50% of passes         | 3-1 |
| Opponent completes fewer than 50% of passes       | 1-0 |
| <br>  |     |
| Towson has 100-yard rusher                        | 2-0 |
| Opponent has 100-yard rusher                      | 1-1 |
| <br>  |     |
| Towson has 300-yard passer                        | 2-1 |
| Opponent has 300-yard passer                      | 1-0 |
| <br>  |     |
| Towson has 100-yard receiver                      | 2-0 |
| Opponent has 100-yard receiver                    | 0-0 |
| <br>  |     |
| Towson defense scores                             | 0-0 |
| Opponent defense scores                           | 0-0 |
| <br>  |     |
| Towson special teams score (not counting FG/XP)   | 3-0 |
| Opponent special teams score (not counting FG/XP) | 1-1 |

### TALE OF THE TAPE



| Towson | William & Mary                    |
|--------|-----------------------------------|
| 39.4   | Points/Game 11.2                  |
| 477.2  | Total Offense/Game 273.8          |
| 176.6  | Rushing Yards/Game 55.8           |
| 39.4   | Rushing Attempts/Game 31.2        |
| 4.5    | Yards Per Carry 1.8               |
| 300.6  | Passing Yardage/Game 218.0        |
| 34.6   | Passing Attempts/Game 32.8        |
| 12.6   | Yards Per Pass Completion 10.6    |
| 30.2   | Points Allowed/Game 33.0          |
| 397.4  | Total Defense/Game 407.0          |
| 190.0  | Rushing Yards Allowed/Game 211.2  |
| 4.4    | Yards Per Carry Allowed 5.3       |
| 207.4  | Passing Yards Allowed/Game 195.8  |
| 13.1   | Yards Per Completion Allowed 11.9 |
| +2     | Turnover Margin -3                |

#### Leaders

|                   |                 |                   |
|-------------------|-----------------|-------------------|
| Flacco (1482)     | Passing Yards   | Mitchell (1059)   |
| Flacco (14)       | Passing TDs     | Mitchell (4)      |
| Flacco (326)      | Rushing Yards   | Funderburke (165) |
| Simpson (3)       | Rushing TDs     | Mitchell (2)      |
| Leatherbury (32)  | Receptions      | Dedmon (29)       |
| Leatherbury (500) | Receiving Yards | Dedmon (492)      |
| Three players (3) | Receiving TDs   | Dedmon (4)        |
| Wallace (43)      | Tackles         | Laster (34)       |
| Tyne (2.0)        | Sacks           | Murray (1.5)      |
| 4x (1)            | Interceptions   | 4x (1)            |

#### Leaders

### Tigers in the Community

As part of the second annual Battle for Greater Baltimore, student-athletes from Towson and Morgan State united for a community event at the Weinberg YMCA in Baltimore on August 18th.

Athletes from both schools helped out with representatives from the Special Olympics of Central Maryland for the event. Towson's women's cross country team were with Morgan State's track & field and softball programs.

During the afternoon, the student-athletes spent the day with children in Baltimore, playing numerous games including relay races, football tosses, balloon races and Duck-Duck Goose.

This event was part of Towson's Total Tiger Program: its goal is to educate, advocate, mentor and serve, giving Towson student-athletes an opportunity to engage and interact with the Greater Baltimore area through community service.

**IN THE POLLS****STATS FCS Top 25 Poll  
(Oct. 8, 2018 - Week 6)**

| <u>Team (1st-place votes)</u> | <u>Record</u> | <u>Prev Rank</u> |
|-------------------------------|---------------|------------------|
| 1. North Dakota State (160)   | 5-0           | 1                |
| 2. South Dakota State         | 3-1           | 3                |
| 3. Kennesaw State             | 5-1           | 4                |
| 4. Eastern Washington         | 5-1           | 5                |
| 5. Elon                       | 4-1           | 10               |
| t6. James Madison             | 4-2           | 2                |
| t6. Wofford                   | 4-1           | 7                |
| 8. Jacksonville State         | 4-1           | 8                |
| 9. McNeese                    | 5-1           | 9                |
| 10. North Carolina A&T        | 5-1           | 11               |
| 11. Nicholls                  | 4-2           | 12               |
| 12. Illinois State            | 4-1           | 15               |
| 13. Weber State               | 3-2           | 6                |
| 14. UC Davis                  | 4-1           | 16               |
| 15. Sam Houston State         | 3-2           | 17               |
| 16. Rhode Island              | 4-1           | 18               |
| <b>17. Towson</b>             | <b>4-1</b>    | <b>23</b>        |
| 18. Central Arkansas          | 3-2           | 20               |
| 19. Stony Brook               | 4-2           | 13               |
| 20. Colgate                   | 5-0           | 21               |
| 21. Maine                     | 3-2           | 25               |
| 22. Montana                   | 4-2           | 14               |
| 23. ETSU                      | 5-1           | NR               |
| 24. South Dakota              | 3-2           | NR               |
| 25. Princeton                 | 4-0           | NR               |

**AFCA FCS Coaches Poll  
(Oct. 8, 2018 - Week 6)**

| <u>Team (1st-place votes)</u> | <u>Record</u> | <u>Prev Rank</u> |
|-------------------------------|---------------|------------------|
| 1. North Dakota State (26)    | 5-0           | 1                |
| 2. Kennesaw State             | 5-1           | 3                |
| 3. Eastern Washington         | 5-1           | t4               |
| 4. Wofford                    | 4-1           | 6                |
| 5. South Dakota State         | 3-1           | t4               |
| 6. Elon                       | 4-1           | 9                |
| 7. Jacksonville State         | 4-1           | 8                |
| 8. James Madison              | 4-2           | 2                |
| 9. McNeese                    | 5-1           | 10               |
| 10. North Carolina A&T        | 5-1           | 11               |
| 11. Nicholls                  | 4-2           | 12               |
| 12. Illinois State            | 4-1           | 14               |
| 13. Weber State               | 3-2           | 7                |
| 14. Sam Houston State         | 3-2           | 16               |
| 15. Rhode Island              | 4-1           | 17               |
| 16. Central Arkansas          | 3-2           | 18               |
| 17. Colgate                   | 5-0           | 20               |
| <b>18. Towson</b>             | <b>4-1</b>    | <b>24</b>        |
| 19. UC Davis                  | 4-1           | 21               |
| 20. Stony Brook               | 4-2           | 13               |
| 21. Princeton                 | 4-0           | 23               |
| 22. Maine                     | 3-2           | 25               |
| 23. Montana                   | 4-2           | 15               |
| 24. ETSU                      | 5-1           | NR               |
| 25. Villanova                 | 3-3           | 19               |

*THE LAST TIME TOWSON...***30+ Rushing Attempts**

39, Terrance West vs. Eastern Illinois, 12-13-13

**100 Yards Rushing**

185, Tom Flacco vs. The Citadel, 9-29-18

**150 Yards Rushing**

185, Tom Flacco vs. The Citadel, 9-29-18

**200 Yards Rushing**

202, Shane Simpson vs. William &amp; Mary, 11-12-16

**300 Yards Rushing**

354, Terrance West at Eastern Illinois, 12-13-13

**2 TD's Rushing**

2, Tom Flacco vs. The Citadel, 9-29-18

**3 TD's Rushing**

3, Darius Victor vs. Holy Cross, 9-19-15

**4 TD's Rushing**

4, Darius Victor at Richmond, 10-1-16

**20+ Completions**

23, Tom Flacco vs. Stony Brook, 10-6-18

**30+ Completions**

35, Tom Flacco at Wake Forest, 9-8-18

**40+ Completions**

47, Joe Lee at Lehigh, 10-30-99

**30+ Passing Attempts**

33, Tom Flacco vs. Stony Brook, 10-6-18

**40+ Passing Attempts**

51, Tom Flacco at Wake Forest, 9-8-18

**50+ Passing Attempts**

51, Tom Flacco at Wake Forest, 9-8-18

**300+ Yards Passing**

319, Tom Flacco vs. Stony Brook, 10-6-18

**400+ Yards Passing**

435, Sean Schaefer vs. Delaware, 10-28-06

**500+ Yards Passing**

567, Joe Lee at Lehigh, 10-30-99

**3 TD's Passing**

4, Tom Flacco vs. Stony Brook, 10-6-18

**4 TD's Passing**

4, Tom Flacco vs. Stony Brook, 10-6-18

**5+ TD's Passing**

5, Sean Schaefer at Delaware, 10-28-06

**2 TD's receiving**

2, Chris Clark vs. Stony Brook, 10-6-18

**3+ TD's receiving**

3, Eric Yancey at Delaware, 10-28-06

**10+ Receptions**

10, Jabari Greenwood vs. Villanova, 9-30-17

**100+ Receiving yards**

129, Shane Leatherbury vs. Stony Brook, 10-6-18

**150+ Receiving Yards**

153, Jabari Greenwood at Saint Francis, 9-16-17

**200+ Receiving Yards**

232, Christian Summers vs. Saint Francis, 9-10-16

**Kickoff Return For TD**

96, Shane Simpson vs. Stony Brook, 10-6-18

**Punt return For TD**

62, Coby Tippet at William &amp; Mary, 11-11-17

**Special Teams Defensive TD**

Troy Vincent Jr., at Villanova 9-15-18

**Interception For TD**

34, Chris Tedder vs. Villanova, 10-24-15

86, Romell Haley vs. Villanova, 10-24-15

**60+ punt**

62, Pat Toomey at William &amp; Mary, 11-11-17

**Scored a safety**

at Morgan State, 9-1-18

**Fumble Return For TD**

14, Troy Vincent Jr., at Villanova 9-15-18

**Blocked Punt For TD**

0, Fred Overstreet at Delaware State, 9-13-14

**Blocked Punt**

Jordan Mynatt vs. James Madison, 10-10-15

**Blocked Field Goal**

D'Sean Cummings vs. Saint Francis, 9-10-16

**Blocked extra Point**

Alfonso Augustine vs. North Carolina Central, 9-20-14

**3 Interceptions In Game By One Player**

3, Allante Harrison at Delaware, 9-11-04

**4 field goals in a game**

4, Aidan O'Neill at Morgan State, 9-1-18

**50+ Field Goal**

55, Aidan O'Neill at Rhode Island, 11-19-16

**Rush Of 65+ Yards**

78, Tom Flacco vs. The Citadel, 9-29-18

**Pass Of 65+ Yards**

76, Tom Flacco to Shane Leatherbury at Villanova, 9-15-18

**Rush Of 75+ Yards**

78, Tom Flacco vs. The Citadel, 9-29-18

**Pass of 75+ Yards**

76, Tom Flacco to Shane Leatherbury at Villanova, 9-15-18

*THE LAST TIME AN OPPONENT...***30+ Rushing Attempts**

35, Lorenzo Ward, The Citadel, 9-29-18

**100 Yards Rushing**

180, Lorenzo Ward, The Citadel, 9-29-18

**200 Yards Rushing**

200, John Griffin, Northeastern, 10-24-09

**300 Yards Rushing**

348, Shun White, Navy, 8-30-08

**20+ Completions**

26, Zach Bednarczyk, Villanova, 9-15-18

**30+ Completions**

35, Clint Trickett, West Virginia, 9-6-14

**30+ Passing Attempts**

35, Zach Bednarczyk, Villanova, 9-15-18

**40+ Passing Attempts**

46, Elijah Staley, Morgan State, 9-2-17

**50+ Passing Attempts**

50, Jimmy Garoppolo, Eastern Illinois, 12-13-13

**300+ Yards Passing**

389, Zach Bednarczyk, Villanova, 9-15-18

**400+ Yards Passing**

409, Mike Potts, William &amp; Mary, 11-4-06

**3 TD's Passing**

4, Zach Bednarczyk, Villanova, 9-15-18

**4 TD's Passing**

4, Zach Bednarczyk, Villanova, 9-15-18

**2 TD's receiving**

2, Marshall Ellick, Stony Brook, 10-6-18

**10+ Receptions**

10, Brendan Flaherty, Holy Cross, 9-19-15

**100+ Receiving yards**

114, Jarrett McClenton, Villanova, 9-15-18

**Kickoff Return For TD**

92, Charles Tutt, James Madison, 10-10-15

**Punt return For TD**

(2x) 70 and 60, Greg Dortch, Wake Forest, 9-8-18

**Interception For TD**

75, Darnell Savage, Jr., Maryland, 9-9-17

**Scored a safety**

Holy Cross, 9-19-15

**Fumble Return For TD**

61, Brandon Ginnetti, Rhode Island, 11-19-16

**Blocked Punt**

Brandon Waller, Richmond, 10-1-16

**Blocked Field Goal**

Elon, 11-4-17

**CAA STANDINGS - SCHEDULE****2018 Colonial Athletic Association Standings**

| School         | Conf       | CPct.        | Overall    | Pct.        | Streak     |
|----------------|------------|--------------|------------|-------------|------------|
| <b>Towson</b>  | <b>2-0</b> | <b>1.000</b> | <b>4-1</b> | <b>.800</b> | <b>W-3</b> |
| Elon           | 2-0        | 1.000        | 4-1        | .800        | W-4        |
| Maine          | 2-0        | 1.000        | 3-2        | .600        | W-1        |
| Rhode Island   | 2-0        | 1.000        | 4-1        | .800        | W-2        |
| James Madison  | 2-1        | .667         | 4-2        | .667        | L-1        |
| Stony Brook    | 2-1        | .667         | 4-2        | .667        | L-1        |
| Delaware       | 1-1        | .500         | 3-2        | .600        | W-1        |
| William & Mary | 1-1        | .500         | 2-3        | .400        | W-1        |
| New Hampshire  | 0-2        | .000         | 1-4        | .200        | W-1        |
| UAlbany        | 0-2        | .000         | 2-3        | .400        | L-1        |
| Richmond       | 0-3        | .000         | 2-4        | .333        | L-3        |
| Villanova      | 0-3        | .000         | 3-3        | .500        | L-2        |

**THIS WEEK'S SCHEDULE****Saturday, October 13**

Maine at Rhode Island, 12 p.m.\*  
 James Madison at Villanova, 1 p.m.\*  
 Stony Brook at New Hampshire, 3:30 p.m.\*  
 Elon at Delaware, 3:30 p.m.\*  
**William & Mary at Towson, 4 p.m.\***  
 Richmond at UAlbany, 7 p.m.\*

**LAST WEEK'S RESULTS****Saturday, October 6**

New Hampshire 28, Holy Cross 0  
 Rhode Island 48, Brown 0  
 Elon 27, James Madison 24\*  
 William & Mary 25, UAlbany 22\*  
 Maine 13, Villanova 10\*  
 Delaware 43, Richmond 28\*  
**Towson 52, Stony Brook 28\***

**NEXT WEEK'S GAMES****Saturday, October 20**

Richmond at Elon, 1:30 p.m.\*  
**Towson at UAlbany, 3:30 p.m.\***  
 Maine at William & Mary, 3:30 p.m.\*  
 Delaware at New Hampshire, 3:30 p.m.\*  
 Rhode Island at Stony Brook, 6 p.m.\*

\* CAA Conference Game

**CAA PLAYERS OF THE WEEK**

Sept. 3

Offense \_ Zach Bednarczyk, Villanova  
 Defense (Co) \_\_\_\_\_ Justin Hogan, URI  
 \_\_\_\_\_ Sterling Sheffield, Maine  
**Sp. Teams** \_ **Aidan O'Neill, Towson**  
 Rookie \_\_\_\_\_ Dev Holmes, UAlbany

Sept. 10

Offense \_\_\_\_\_ JaJuan Lawson, URI  
 Defense \_\_\_\_\_ McAlister Ingram, Elon  
 Sp. Teams \_\_\_\_\_ D'Angelo Amos, JMU  
 Rookie \_\_\_\_\_ Ramon Jefferson, Maine

Sept. 17

**Offense (Co)** \_ **Tom Flacco, Towson**  
 \_\_\_\_\_ JaJuan Lawson, URI  
 Defense \_\_\_\_\_ Shayne Lawless, SBU  
 Sp. Teams \_ Dejon Brissett, Richmond  
 Rookie \_\_\_\_\_ Dev Holmes, UAlbany

Sept. 24

Offense \_\_\_\_\_ Jordan Gowins, SBU  
 Defense \_\_\_\_\_ Jimmy Moreland, JMU  
 Sp. Teams \_\_\_\_\_ Casey Williams, SBU  
 Rookie \_\_\_\_\_ Dev Holmes, UAlbany

Oct. 1

**Offense** \_\_\_\_\_ **Tom Flacco, Towson**  
 Defense \_\_\_\_\_ Marcus Willoughby, Elon  
 Sp. Teams \_\_\_\_\_ Ahmere Dorsey, URI  
 Rookie \_\_\_\_\_ Kyndel Dean, JMU

Oct. 8

Offense \_\_\_\_\_ Malcolm Summers, Elon  
 Defense \_\_\_\_\_ Deshawn Stevens, Maine  
**Sp. Teams (Co)** \_ **Shane Simpson, Towson**  
 \_\_\_\_\_ Kenny Doak, Maine  
 Rookie \_\_\_\_\_ Zack Monson, Elon

**TEAM GAME-BY-GAME**

| <b>Game</b>     | <b>Score</b> | <b>First Downs</b> | <b>Time of Possession</b> | <b>Rushing (No-Yds-TD)</b> | <b>Passing (Cmp-Att-Int-Yds-TD)</b> | <b>Total Offense (Plays-Yds-TD)</b> | <b>3rd Down Conv.</b> | <b>Fumbles-Lost</b> |
|-----------------|--------------|--------------------|---------------------------|----------------------------|-------------------------------------|-------------------------------------|-----------------------|---------------------|
| TOWSON          | 36           | 21                 | 29:43                     | 39-156-1                   | 18-28-1-245-2                       | 67-401-3                            | 3-of-14               | 1-1                 |
| at Morgan State | 10           | 13                 | 30:17                     | 37-63-0                    | 14-24-1-104-0                       | 61-167-0                            | 3-of-13               | 1-1                 |
| TOWSON          | 20           | 25                 | 30:43                     | 30-65-0                    | 35-51-1-345-3                       | 81-410-3                            | 6-of-15               | 0-0                 |
| at Wake Forest  | 51           | 32                 | 29:17                     | 54-340-2                   | 17-27-1-242-2                       | 81-582-4                            | 10-of-16              | 1-1                 |
| TOWSON          | 45           | 32                 | 35:01                     | 52-208-2                   | 27-38-1-320-3                       | 90-528-5                            | 9-of-17               | 0-0                 |
| at Villanova    | 35           | 21                 | 24:59                     | 25-101-1                   | 26-35-1-389-4                       | 60-490-5                            | 2-of-8                | 2-1                 |
| TOWSON          | 44           | 24                 | 30:05                     | 41-334-3                   | 16-23-1-274-2                       | 64-608-5                            | 11-of-24              | 0-0                 |
| The Citadel     | 27           | 22                 | 29:55                     | 71-341-3                   | 3-16-1-63-0                         | 87-404-3                            | 7-of-11               | 0-0                 |
| TOWSON          | 52           | 25                 | 27:51                     | 35-120-2                   | 23-33-1-319-4                       | 68-439-6                            | 6-of-13               | 1-1                 |
| Stony Brook     | 28           | 14                 | 32:09                     | 31-105-1                   | 19-33-0-239-3                       | 64-344-4                            | 7-of-17               | 4-2                 |
| TOWSON          | 0            | 0                  | --:--                     | 0-0-0                      | 0-0-0-0-0                           | 0-0-0                               | 0-of-0                | 0-0                 |
| William & Mary  | 0            | 0                  | --:--                     | 0-0-0                      | 0-0-0-0-0                           | 0-0-0                               | 0-of-0                | 0-0                 |
| TOWSON          | 0            | 0                  | --:--                     | 0-0-0                      | 0-0-0-0-0                           | 0-0-0                               | 0-of-0                | 0-0                 |
| at UAlbany      | 0            | 0                  | --:--                     | 0-0-0                      | 0-0-0-0-0                           | 0-0-0                               | 0-of-0                | 0-0                 |
| TOWSON          | 0            | 0                  | --:--                     | 0-0-0                      | 0-0-0-0-0                           | 0-0-0                               | 0-of-0                | 0-0                 |
| at Delaware     | 0            | 0                  | --:--                     | 0-0-0                      | 0-0-0-0-0                           | 0-0-0                               | 0-of-0                | 0-0                 |
| TOWSON          | 0            | 0                  | --:--                     | 0-0-0                      | 0-0-0-0-0                           | 0-0-0                               | 0-of-0                | 0-0                 |
| Maine           | 0            | 0                  | --:--                     | 0-0-0                      | 0-0-0-0-0                           | 0-0-0                               | 0-of-0                | 0-0                 |
| TOWSON          | 0            | 0                  | --:--                     | 0-0-0                      | 0-0-0-0-0                           | 0-0-0                               | 0-of-0                | 0-0                 |
| at Elon         | 0            | 0                  | --:--                     | 0-0-0                      | 0-0-0-0-0                           | 0-0-0                               | 0-of-0                | 0-0                 |
| TOWSON          | 0            | 0                  | --:--                     | 0-0-0                      | 0-0-0-0-0                           | 0-0-0                               | 0-of-0                | 0-0                 |
| James Madison   | 0            | 0                  | --:--                     | 0-0-0                      | 0-0-0-0-0                           | 0-0-0                               | 0-of-0                | 0-0                 |

**BIG PLAYS****20-Yard Plus Plays**

| Yds   | Type           | Player (s)                              | Opponent           |
|-------|----------------|---|--------------------|
| 96*** | Kickoff Return | Shane Simpson                           | Stony Brook (10/6) |
| 78    | Rush           | Tom Flacco                              | The Citadel (9/29) |
| 76*** | Pass           | Sean Leatherbury catch, from Tom Flacco | Villanova (9/15)   |
| 57    | Rush           | Tom Flacco                              | The Citadel (9/29) |
| 53    | Pass           | Sean Leatherbury catch, from Tom Flacco | Morgan State (9/1) |
| 43    | Pass           | Jabari Allen catch, from Tom Flacco     | The Citadel (9/29) |
| 34*** | Rush           | Shane Simpson                           | The Citadel (9/29) |
| 34    | Rush           | Kobe Young                              | The Citadel (9/29) |
| 33    | Pass           | Shane Leatherbury, from Tom Flacco      | The Citadel (9/29) |
| 32    | Kickoff Return | Shane Simpson                           | Wake Forest (9/8)  |
| 31    | Pass           | Sam Gallahan catch, from Tom Flacco     | Morgan State (9/1) |
| 31    | Kickoff Return | Shane Simpson                           | Wake Forest (9/8)  |
| 30*** | Pass           | Brent Richardson catch, from Tom Flacco | Stony Brook (10/6) |
| 29*** | Pass           | Sam Gallahan catch, from Tom Flacco     | The Citadel (9/29) |
| 29    | Rush           | Shane Simpson                           | Villanova (9/15)   |
| 28    | Rush           | Shane Simpson                           | Villanova (9/15)   |
| 28    | Kickoff Return | Shane Simpson                           | Villanova (9/15)   |
| 26    | Kickoff Return | Shane Simpson                           | Wake Forest (9/8)  |
| 25    | Kickoff Return | Shane Simpson                           | The Citadel (9/29) |
| 25    | Pass           | Sam Gallahan, from Tom Flacco           | Villanova (9/15)   |
| 25    | Pass           | Chris Clark catch, from Tom Flacco      | Morgan State (9/1) |
| 25    | Kickoff Return | Shane Simpson                           | Morgan State (9/1) |
| 24*** | Pass           | Sam Gallahan catch, from Tom Flacco     | Wake Forest (9/8)  |
| 24*** | Pass           | Brent Richardson catch, from Tom Flacco | The Citadel (9/29) |
| 23    | Pass           | Jabari Allen catch, from Tom Flacco     | Stony Brook (10/6) |
| 23    | Kickoff Return | Shane Simpson                           | The Citadel (9/29) |
| 23    | Rush           | Tom Flacco                              | Morgan State (9/1) |
| 23    | Kickoff Return | Shane Simpson                           | Villanova (9/15)   |
| 22    | Rush           | Kobe Young                              | Morgan State (9/1) |
| 22    | Kickoff Return | Shane Simpson                           | Wake Forest (9/8)  |
| 22    | Kickoff Return | Shane Simpson                           | Wake Forest (9/8)  |
| 21    | Rush           | Tom Flacco                              | The Citadel (9/29) |
| 21    | Pass           | Chris Clark catch, from Ryan Stover     | The Citadel (9/29) |
| 21    | Kickoff Return | Shane Simpson                           | The Citadel (9/29) |
| 20    | Pass           | Jabari Greenwood catch, from Tom Flacco | Wake Forest (9/8)  |
| 20    | Kickoff Return | Kobe Young                              | Wake Forest (9/8)  |

\*\*\* touchdown scored on the play

**Longest Plays By the Numbers**

| Longest Play by Yards | No. | TD |
|-----------------------|-----|----|
| 100+                  | 0   | 0  |
| 90-99                 | 1   | 1  |
| 80-89                 | 0   | 0  |
| 70-79                 | 2   | 1  |
| 60-69                 | 0   | 0  |
| 50-59                 | 2   | 0  |
| 40-49                 | 1   | 0  |
| 30-39                 | 7   | 2  |
| 20-29                 | 23  | 3  |

| Longest Play by Yards | No.       | TD       |
|-----------------------|-----------|----------|
| Rushing               | 9         | 1        |
| Passing               | 14        | 5        |
| Punt Returns          | 0         | 0        |
| Kickoff Returns       | 13        | 1        |
| Interceptions         | 0         | 0        |
| Fumble Returns        | 0         | 0        |
| Other                 | 0         | 0        |
| <b>Total</b>          | <b>36</b> | <b>7</b> |

**20-Yard Plus By Player (Not Including QB Pass)**

| Player       | No.       | TD       | R        | P         | KR        | PR       | DEF      |
|--------------|-----------|----------|----------|-----------|-----------|----------|----------|
| Allen        | 2         | 0        | 0        | 2         | 0         | 0        | 0        |
| Clark        | 2         | 0        | 0        | 2         | 0         | 0        | 0        |
| Flacco       | 4         | 0        | 4        | 0         | 0         | 0        | 0        |
| Gallahan     | 4         | 2        | 0        | 4         | 0         | 0        | 0        |
| Greenwood    | 1         | 0        | 0        | 1         | 0         | 0        | 0        |
| Leatherbury  | 3         | 1        | 0        | 3         | 0         | 0        | 0        |
| Richardson   | 2         | 2        | 0        | 2         | 0         | 0        | 0        |
| Simpson      | 15        | 2        | 3        | 0         | 12        | 0        | 0        |
| Young        | 3         | 0        | 2        | 0         | 1         | 0        | 0        |
| <b>Total</b> | <b>36</b> | <b>7</b> | <b>9</b> | <b>14</b> | <b>13</b> | <b>0</b> | <b>0</b> |

**Longest Plays of the Year (Towson)****Rushing**

78 Tom Flacco vs. The Citadel (9/29)

**Rushing Touchdown**

34 Shane Simpson vs. The Citadel (9/29)

**Passing**

76 Sean Leatherbury from Tom Flacco at Villanova (9/15)

**Passing Touchdown**

76 Sean Leatherbury from Tom Flacco at Villanova (9/15)

**Punt Return**

10 Shane Simpson vs. The Citadel (9/29)

**Kickoff Return**

96 Shane Simpson vs. Stony Brook (10/6)

**Interception Return**

7 Diondre Wallace at Morgan State (9/1)

**Fumble Return**

14 Troy Vincent Jr. at Villanova (9/15)

**Punt**

53 Pat Toomey at Villanova (9/15)

**Field Goal**

40 Aiden O'Neill vs. The Citadel (9/29)

# 2018 COMBINED STATS

## 2018 Towson Football Towson Combined Team Statistics (as of Oct 07, 2018) All games

| Date           | Opponent         | Score   | Att.  |
|----------------|------------------|---------|-------|
| Sept. 1, 2018  | at MORGAN STATE  | W 36-10 | 9209  |
| Sep 08, 2018   | at Wake Forest   | L 20-51 | 23619 |
| * Sep 15, 2018 | at #10 Villanova | W 45-35 | 5719  |
| Sep 29, 2018   | THE CITADEL      | W 44-27 | 7323  |
| * Oct 06, 2018 | #13 STONY BROOK  | W 52-28 | 4614  |

| Record:        | Overall | Home | Away | Neutral |
|----------------|---------|------|------|---------|
| All games      | 4-1     | 2-0  | 2-1  | 0-0     |
| Conference     | 2-0     | 1-0  | 1-0  | 0-0     |
| Non-Conference | 2-1     | 1-0  | 1-1  | 0-0     |

| Rushing           | gp | att | gain | loss | net | avg | td | lg | avg/g |
|-------------------|----|-----|------|------|-----|-----|----|----|-------|
| Tom Flacco        | 5  | 66  | 427  | 101  | 326 | 4.9 | 2  | 78 | 65.2  |
| Shane Simpson     | 5  | 53  | 252  | 19   | 233 | 4.4 | 3  | 34 | 46.6  |
| Kobe Young        | 5  | 30  | 197  | 9    | 188 | 6.3 | 1  | 34 | 37.6  |
| Yeedee Thaeirat   | 5  | 22  | 90   | 7    | 83  | 3.8 | 2  | 21 | 16.6  |
| Shane Leatherbury | 5  | 3   | 22   | 0    | 22  | 7.3 | 0  | 9  | 4.4   |
| Jaalen Thompson   | 3  | 9   | 19   | 1    | 18  | 2.0 | 0  | 7  | 6.0   |
| Ryan Stover       | 5  | 7   | 20   | 5    | 15  | 2.1 | 0  | 12 | 3.0   |
| Sam Gallahan      | 5  | 1   | 3    | 0    | 3   | 3.0 | 0  | 3  | 0.6   |
| Total             | 5  | 197 | 1030 | 147  | 883 | 4.5 | 8  | 78 | 176.6 |
| Opponents         | 5  | 218 | 1069 | 119  | 950 | 4.4 | 7  | 52 | 190.0 |

| Passing     | gp | effic  | comp-att-int | pct   | yds  | td | lg | avg/g |
|-------------|----|--------|--------------|-------|------|----|----|-------|
| Tom Flacco  | 5  | 162.98 | 118-171-5    | 69.0  | 1482 | 14 | 76 | 296.4 |
| Ryan Stover | 5  | 276.40 | 1-1-0        | 100.0 | 21   | 0  | 21 | 4.2   |
| TEAM        | 4  | 0.00   | 0-1-0        | 0.0   | 0    | 0  | 0  | 0.0   |
| Total       | 5  | 162.69 | 119-173-5    | 68.8  | 1503 | 14 | 76 | 300.6 |
| Opponents   | 5  | 139.12 | 79-135-4     | 58.5  | 1037 | 9  | 65 | 207.4 |

| Receiving         | gp | no. | yds  | avg  | td | lg | avg/g |
|-------------------|----|-----|------|------|----|----|-------|
| Shane Leatherbury | 5  | 32  | 500  | 15.6 | 3  | 76 | 100.0 |
| Sam Gallahan      | 5  | 19  | 260  | 13.7 | 2  | 31 | 52.0  |
| Jabari Allen      | 5  | 15  | 194  | 12.9 | 1  | 43 | 38.8  |
| Brent Richardson  | 5  | 14  | 180  | 12.9 | 2  | 30 | 36.0  |
| Shane Simpson     | 5  | 12  | 94   | 7.8  | 3  | 21 | 18.8  |
| Chris Clark       | 4  | 8   | 96   | 12.0 | 3  | 25 | 24.0  |
| Jabari Greenwood  | 5  | 6   | 58   | 9.7  | 0  | 20 | 11.6  |
| Ryan Rutkowski    | 5  | 5   | 67   | 13.4 | 0  | 18 | 13.4  |
| Kobe Young        | 5  | 4   | 15   | 3.8  | 0  | 9  | 3.0   |
| Zach Heron        | 4  | 2   | 26   | 13.0 | 0  | 15 | 6.5   |
| Joe Green         | 5  | 1   | 8    | 8.0  | 0  | 8  | 1.6   |
| Caleb Smith       | 1  | 1   | 5    | 5.0  | 0  | 5  | 5.0   |
| Total             | 5  | 119 | 1503 | 12.6 | 14 | 76 | 300.6 |
| Opponents         | 5  | 79  | 1037 | 13.1 | 9  | 65 | 207.4 |

| Field Goals   | fg   | pct. | 01-19 | 20-29 | 30-39 | 40-49 | 50-99 | lg | blk |
|---------------|------|------|-------|-------|-------|-------|-------|----|-----|
| Aidan O'Neill | 9-11 | 81.8 | 1-1   | 3-3   | 4-5   | 1-1   | 0-1   | 40 | 0   |

| Scoring           | td | fg   | PAT   |      |     |      | dxp | saf | pts |
|-------------------|----|------|-------|------|-----|------|-----|-----|-----|
|                   |    |      | kick  | rush | rcv | pass |     |     |     |
| Aidan O'Neill     | -  | 9-11 | 22-22 | -    | -   | -    | -   | -   | 49  |
| Shane Simpson     | 7  | -    | -     | -    | -   | -    | -   | -   | 42  |
| Shane Leatherbury | 3  | -    | -     | -    | 1   | -    | -   | -   | 20  |
| Chris Clark       | 3  | -    | -     | -    | -   | -    | -   | -   | 18  |
| Brent Richardson  | 2  | -    | -     | -    | -   | -    | -   | -   | 12  |
| Yeedee Thaeirat   | 2  | -    | -     | -    | -   | -    | -   | -   | 12  |
| Sam Gallahan      | 2  | -    | -     | -    | -   | -    | -   | -   | 12  |
| Tom Flacco        | 2  | -    | -     | -    | -   | 1-2  | -   | -   | 12  |
| Troy Vincent      | 1  | -    | -     | -    | -   | -    | -   | -   | 6   |
| Kobe Young        | 1  | -    | -     | -    | -   | -    | -   | -   | 6   |
| Jabari Allen      | 1  | -    | -     | -    | -   | -    | -   | -   | 6   |
| TEAM              | -  | -    | -     | -    | -   | -    | 1   | 2   | -   |
| Total             | 24 | 9-11 | 22-22 | -    | 1   | 1-2  | -   | 1   | 197 |
| Opponents         | 19 | 6-6  | 19-19 | -    | -   | -    | -   | -   | 151 |

| Score by Quarters | 1st | 2nd | 3rd | 4th | OT | Total |
|-------------------|-----|-----|-----|-----|----|-------|
| Towson            | 66  | 65  | 48  | 18  | 0  | 197   |
| Opponents         | 38  | 52  | 34  | 27  | 0  | 151   |

| Team Statistics         | TOWSON    | OPP      |
|-------------------------|-----------|----------|
| FIRST DOWNS             | 128       | 102      |
| Rushing                 | 49        | 47       |
| Passing                 | 71        | 47       |
| Penalty                 | 8         | 8        |
| RUSHING YARDAGE         | 883       | 950      |
| Rushing Attempts        | 197       | 218      |
| Average Per Rush        | 4.5       | 4.4      |
| Average Per Game        | 176.6     | 190.0    |
| TDs Rushing             | 8         | 7        |
| PASSING YARDAGE         | 1503      | 1037     |
| Comp-Att-Int            | 119-173-5 | 79-135-4 |
| Average Per Pass        | 8.7       | 7.7      |
| Average Per Catch       | 12.6      | 13.1     |
| Average Per Game        | 300.6     | 207.4    |
| TDs Passing             | 14        | 9        |
| TOTAL OFFENSE           | 2386      | 1987     |
| Average Per Play        | 6.4       | 5.6      |
| Average Per Game        | 477.2     | 397.4    |
| KICK RETURNS: #-Yards   | 19-502    | 27-531   |
| PUNT RETURNS: #-Yards   | 5-24      | 7-144    |
| INT RETURNS: #-Yards    | 4-14      | 5-0      |
| FUMBLES-LOST            | 2-2       | 8-5      |
| PENALTIES-Yards         | 31-334    | 33-267   |
| PUNTS-AVG               | 17-41.2   | 21-39.0  |
| TIME OF POSSESSION/Game | 31:07     | 28:28    |
| 3RD-DOWN Conversions    | 31/70     | 31/77    |
| 4TH-DOWN Conversions    | 3/8       | 7/15     |

| Interceptions   | no. | yds | avg | td | lg |
|-----------------|-----|-----|-----|----|----|
| Monty Fenner    | 1   | 7   | 7.0 | 0  | 7  |
| Mantriel Reaves | 1   | 0   | 0.0 | 0  | 0  |
| Diondre Wallace | 1   | 7   | 7.0 | 0  | 7  |
| Keon Paye       | 1   | 0   | 0.0 | 0  | 0  |

| Punting    | no. | yds | avg  | lg | tb | fc | i20 | 50+ | blk |
|------------|-----|-----|------|----|----|----|-----|-----|-----|
| Pat Toomey | 17  | 700 | 41.2 | 53 | 0  | 4  | 8   | 2   | 0   |

| Punt Returns  | no. | yds | avg  | td | lg |
|---------------|-----|-----|------|----|----|
| Shane Simpson | 4   | 26  | 6.5  | 0  | 10 |
| Coby Tippett  | 1   | -2  | -2.0 | 0  | 0  |
| Total         | 5   | 24  | 4.8  | 0  | 10 |
| Opponents     | 7   | 144 | 20.6 | 2  | 70 |

| Kick Returns  | no. | yds | avg  | td | lg |
|---------------|-----|-----|------|----|----|
| Shane Simpson | 18  | 482 | 26.8 | 1  | 96 |
| Kobe Young    | 1   | 20  | 20.0 | 0  | 20 |
| Total         | 19  | 502 | 26.4 | 1  | 96 |
| Opponents     | 27  | 531 | 19.7 | 0  | 39 |

| All Purpose     | g | rush | rcv  | pr  | kr  | ir | total | avg/g |
|-----------------|---|------|------|-----|-----|----|-------|-------|
| Shane Simpson   | 5 | 233  | 94   | 26  | 482 | 0  | 835   | 167.0 |
| Shane Leatherbu | 5 | 22   | 500  | 0   | 0   | 0  | 522   | 104.4 |
| Tom Flacco      | 5 | 326  | 0    | 0   | 0   | 0  | 326   | 65.2  |
| Sam Gallahan    | 5 | 3    | 260  | 0   | 0   | 0  | 263   | 52.6  |
| Kobe Young      | 5 | 188  | 15   | 0   | 20  | 0  | 223   | 44.6  |
| Total           | 5 | 883  | 1503 | 24  | 502 | 14 | 2926  | 585.2 |
| Opponents       | 5 | 950  | 1037 | 144 | 531 | 0  | 2662  | 532.4 |

| Total Offense   | g | plays | rush | pass | total | avg/g |
|-----------------|---|-------|------|------|-------|-------|
| Tom Flacco      | 5 | 237   | 326  | 1482 | 1808  | 361.6 |
| Shane Simpson   | 5 | 53    | 233  | 0    | 233   | 46.6  |
| Kobe Young      | 5 | 30    | 188  | 0    | 188   | 37.6  |
| Yeedee Thaeirat | 5 | 22    | 83   | 0    | 83    | 16.6  |
| Ryan Stover     | 5 | 8     | 15   | 21   | 36    | 7.2   |
| Total           | 5 | 370   | 883  | 1503 | 2386  | 477.2 |
| Opponents       | 5 | 353   | 950  | 1037 | 1987  | 397.4 |

| #  | Defensive Leaders | gp | Tackles |    |     |        | tfl/yds | Sacks | Pass defense |         |      | Fumbles |         | blkd kick | saf |
|----|-------------------|----|---------|----|-----|--------|---------|-------|--------------|---------|------|---------|---------|-----------|-----|
|    |                   |    | ua      | a  | tot |        |         |       | no-yds       | int-yds | brup | qbh     | rcv-yds |           |     |
| 56 | Diondre Wallace   | 5  | 26      | 17 | 43  | 2.0-16 | 1.0-14  |       | 1-7          |         |      |         | 2       |           |     |
| 50 | Robert Heyward    | 5  | 18      | 23 | 41  | 3.5-7  |         |       |              | 1       |      | 1-0     |         |           |     |
| 12 | Keon Paye         | 5  | 22      | 14 | 36  | 3.0-5  |         |       | 1-0          |         |      |         |         |           |     |
| 8  | Monty Fenner      | 5  | 23      | 10 | 33  | 1.0-6  |         |       | 1-7          | 4       |      |         |         |           |     |

**2018 INDIVIDUAL STATS**

**2018 Towson Football**  
**Towson Overall Individual Statistics (as of Oct 07, 2018)**  
**All games**

| Rushing           | gp | att | gain | loss | net | avg  | td | lg | avg/g |
|-------------------|----|-----|------|------|-----|------|----|----|-------|
| Tom Flacco        | 5  | 66  | 427  | 101  | 326 | 4.9  | 2  | 78 | 65.2  |
| Shane Simpson     | 5  | 53  | 252  | 19   | 233 | 4.4  | 3  | 34 | 46.6  |
| Kobe Young        | 5  | 30  | 197  | 9    | 188 | 6.3  | 1  | 34 | 37.6  |
| Yeedee Thaenrat   | 5  | 22  | 90   | 7    | 83  | 3.8  | 2  | 21 | 16.6  |
| Shane Leatherbury | 5  | 3   | 22   | 0    | 22  | 7.3  | 0  | 9  | 4.4   |
| Jaelen Thompson   | 3  | 9   | 19   | 1    | 18  | 2.0  | 0  | 7  | 6.0   |
| Ryan Stover       | 5  | 7   | 20   | 5    | 15  | 2.1  | 0  | 12 | 3.0   |
| Sam Gallahan      | 5  | 1   | 3    | 0    | 3   | 3.0  | 0  | 3  | 0.6   |
| TEAM              | 4  | 6   | 0    | 5    | -5  | -0.8 | 0  | 0  | -1.2  |
| Total             | 5  | 197 | 1030 | 147  | 883 | 4.5  | 8  | 78 | 176.6 |
| Opponents         | 5  | 218 | 1069 | 119  | 950 | 4.4  | 7  | 52 | 190.0 |

| Passing     | gp | effic  | comp-att-int | pct   | yds  | td | lg | avg/g |
|-------------|----|--------|--------------|-------|------|----|----|-------|
| Tom Flacco  | 5  | 162.98 | 118-171-5    | 69.0  | 1482 | 14 | 76 | 296.4 |
| Ryan Stover | 5  | 276.40 | 1-1-0        | 100.0 | 21   | 0  | 21 | 4.2   |
| TEAM        | 4  | 0.00   | 0-1-0        | 0.0   | 0    | 0  | 0  | 0.0   |
| Total       | 5  | 162.69 | 119-173-5    | 68.8  | 1503 | 14 | 76 | 300.6 |
| Opponents   | 5  | 139.12 | 79-135-4     | 58.5  | 1037 | 9  | 65 | 207.4 |

| Receiving         | gp | no. | yds  | avg  | td | lg | avg/g |
|-------------------|----|-----|------|------|----|----|-------|
| Shane Leatherbury | 5  | 32  | 500  | 15.6 | 3  | 76 | 100.0 |
| Sam Gallahan      | 5  | 19  | 260  | 13.7 | 2  | 31 | 52.0  |
| Jabari Allen      | 5  | 15  | 194  | 12.9 | 1  | 43 | 38.8  |
| Brent Richardson  | 5  | 14  | 180  | 12.9 | 2  | 30 | 36.0  |
| Shane Simpson     | 5  | 12  | 94   | 7.8  | 3  | 21 | 18.8  |
| Chris Clark       | 4  | 8   | 96   | 12.0 | 3  | 25 | 24.0  |
| Jabari Greenwood  | 5  | 6   | 58   | 9.7  | 0  | 20 | 11.6  |
| Ryan Rutkowski    | 5  | 5   | 67   | 13.4 | 0  | 18 | 13.4  |
| Kobe Young        | 5  | 4   | 15   | 3.8  | 0  | 9  | 3.0   |
| Zach Heron        | 4  | 2   | 26   | 13.0 | 0  | 15 | 6.5   |
| Joe Green         | 5  | 1   | 8    | 8.0  | 0  | 8  | 1.6   |
| Caleb Smith       | 1  | 1   | 5    | 5.0  | 0  | 5  | 5.0   |
| Total             | 5  | 119 | 1503 | 12.6 | 14 | 76 | 300.6 |
| Opponents         | 5  | 79  | 1037 | 13.1 | 9  | 65 | 207.4 |

| Punt Returns  | no. | yds | avg  | td | lg |
|---------------|-----|-----|------|----|----|
| Shane Simpson | 4   | 26  | 6.5  | 0  | 10 |
| Coby Tippett  | 1   | -2  | -2.0 | 0  | 0  |
| Total         | 5   | 24  | 4.8  | 0  | 10 |
| Opponents     | 7   | 144 | 20.6 | 2  | 70 |

| Interceptions   | no. | yds | avg | td | lg |
|-----------------|-----|-----|-----|----|----|
| Diondre Wallace | 1   | 7   | 7.0 | 0  | 7  |
| Mantriel Reaves | 1   | 0   | 0.0 | 0  | 0  |
| Keon Paye       | 1   | 0   | 0.0 | 0  | 0  |
| Monty Fenner    | 1   | 7   | 7.0 | 0  | 7  |
| Total           | 4   | 14  | 3.5 | 0  | 7  |
| Opponents       | 5   | 0   | 0.0 | 0  | 0  |

| Kick Returns  | no. | yds | avg  | td | lg |
|---------------|-----|-----|------|----|----|
| Shane Simpson | 18  | 482 | 26.8 | 1  | 96 |
| Kobe Young    | 1   | 20  | 20.0 | 0  | 20 |
| Total         | 19  | 502 | 26.4 | 1  | 96 |
| Opponents     | 27  | 531 | 19.7 | 0  | 39 |

| Fumble Returns  | no. | yds | avg  | td | lg |
|-----------------|-----|-----|------|----|----|
| Troy Vincent    | 1   | 14  | 14.0 | 1  | 14 |
| Mantriel Reaves | 1   | 21  | 21.0 | 0  | 21 |
| Total           | 2   | 35  | 17.5 | 1  | 21 |
| Opponents       | 0   | 0   | 0.0  | 1  | 0  |

# 2018 INDIVIDUAL STATS

## 2018 Towson Football Towson Overall Individual Statistics (as of Oct 07, 2018) All games

| Scoring           | td        | fg          | PAT          |          |          |            | dxp      | saf        | pts |
|-------------------|-----------|-------------|--------------|----------|----------|------------|----------|------------|-----|
|                   |           |             | kick         | rush     | rcv      | pass       |          |            |     |
| Aidan O'Neill     | -         | 9-11        | 22-22        | -        | -        | -          | -        | 49         |     |
| Shane Simpson     | 7         | -           | -            | -        | -        | -          | -        | 42         |     |
| Shane Leatherbury | 3         | -           | -            | -        | 1        | -          | -        | 20         |     |
| Chris Clark       | 3         | -           | -            | -        | -        | -          | -        | 18         |     |
| Tom Flacco        | 2         | -           | -            | -        | -        | 1-2        | -        | 12         |     |
| Sam Gallahan      | 2         | -           | -            | -        | -        | -          | -        | 12         |     |
| Brent Richardson  | 2         | -           | -            | -        | -        | -          | -        | 12         |     |
| Yeede Thaenrat    | 2         | -           | -            | -        | -        | -          | -        | 12         |     |
| Jabari Allen      | 1         | -           | -            | -        | -        | -          | -        | 6          |     |
| Kobe Young        | 1         | -           | -            | -        | -        | -          | -        | 6          |     |
| Troy Vincent      | 1         | -           | -            | -        | -        | -          | -        | 6          |     |
| TEAM              | -         | -           | -            | -        | -        | -          | 1        | 2          |     |
| <b>Total</b>      | <b>24</b> | <b>9-11</b> | <b>22-22</b> | <b>-</b> | <b>1</b> | <b>1-2</b> | <b>-</b> | <b>197</b> |     |
| <b>Opponents</b>  | <b>19</b> | <b>6-6</b>  | <b>19-19</b> | <b>-</b> | <b>-</b> | <b>-</b>   | <b>-</b> | <b>151</b> |     |

| Total Offense     | g        | plays      | rush       | pass        | total       | avg/g        |
|-------------------|----------|------------|------------|-------------|-------------|--------------|
| Tom Flacco        | 5        | 237        | 326        | 1482        | 1808        | 361.6        |
| Shane Simpson     | 5        | 53         | 233        | 0           | 233         | 46.6         |
| Kobe Young        | 5        | 30         | 188        | 0           | 188         | 37.6         |
| Yeede Thaenrat    | 5        | 22         | 83         | 0           | 83          | 16.6         |
| Ryan Stover       | 5        | 8          | 15         | 21          | 36          | 7.2          |
| Shane Leatherbury | 5        | 3          | 22         | 0           | 22          | 4.4          |
| Jaelen Thompson   | 3        | 9          | 18         | 0           | 18          | 6.0          |
| Sam Gallahan      | 5        | 1          | 3          | 0           | 3           | 0.6          |
| TEAM              | 4        | 7          | -5         | 0           | -5          | -1.2         |
| <b>Total</b>      | <b>5</b> | <b>370</b> | <b>883</b> | <b>1503</b> | <b>2386</b> | <b>477.2</b> |
| <b>Opponents</b>  | <b>5</b> | <b>353</b> | <b>950</b> | <b>1037</b> | <b>1987</b> | <b>397.4</b> |

| Field Goals   | fg   | pct. | 01-19 | 20-29 | 30-39 | 40-49 | 50-99 | lg | blk |
|---------------|------|------|-------|-------|-------|-------|-------|----|-----|
| Aidan O'Neill | 9-11 | 81.8 | 1-1   | 3-3   | 4-5   | 1-1   | 0-1   | 40 | 0   |

| FG Sequence  | Towson              | Opponents      |
|--------------|---------------------|----------------|
| MORGAN STATE | (19),(36),(38),(39) | (24)           |
| Wake Forest  | -                   | (35),(27),(27) |
| Villanova    | 51,(26)             | -              |
| The Citadel  | (40),(22),(27)      | (30),(44)      |
| Stony Brook  | 33,(31)             | -              |

| Punting          | no.       | yds        | avg         | lg        | tb       | fc        | i20      | 50+      | blk      |
|------------------|-----------|------------|-------------|-----------|----------|-----------|----------|----------|----------|
| Pat Toomey       | 17        | 700        | 41.2        | 53        | 0        | 4         | 8        | 2        | 0        |
| <b>Total</b>     | <b>17</b> | <b>700</b> | <b>41.2</b> | <b>53</b> | <b>0</b> | <b>4</b>  | <b>8</b> | <b>2</b> | <b>0</b> |
| <b>Opponents</b> | <b>21</b> | <b>818</b> | <b>39.0</b> | <b>51</b> | <b>0</b> | <b>12</b> | <b>7</b> | <b>1</b> | <b>0</b> |

| Kickoffs         | no.       | yds         | avg         | tb        | ob       | retn        | net         | ydln      |
|------------------|-----------|-------------|-------------|-----------|----------|-------------|-------------|-----------|
| Pat Toomey       | 36        | 2056        | 57.1        | 4         | 2        |             |             |           |
| Aidan O'Neill    | 1         | 47          | 47.0        | 0         | 0        |             |             |           |
| <b>Total</b>     | <b>37</b> | <b>2103</b> | <b>56.8</b> | <b>4</b>  | <b>2</b> | <b>19.7</b> | <b>39.8</b> | <b>25</b> |
| <b>Opponents</b> | <b>31</b> | <b>1865</b> | <b>60.2</b> | <b>11</b> | <b>0</b> | <b>26.4</b> | <b>35.1</b> | <b>29</b> |

Numbers in (parentheses) indicate field goal was made.

**2018 INDIVIDUAL STATS**

**2018 Towson Football**  
**Towson Overall Individual Statistics (as of Oct 07, 2018)**  
**All games**

| All Purpose     | g | rush | rcv  | pr  | kr  | ir | total | avg/g |
|-----------------|---|------|------|-----|-----|----|-------|-------|
| Shane Simpson   | 5 | 233  | 94   | 26  | 482 | 0  | 835   | 167.0 |
| Shane Leatherb  | 5 | 22   | 500  | 0   | 0   | 0  | 522   | 104.4 |
| Tom Flacco      | 5 | 326  | 0    | 0   | 0   | 0  | 326   | 65.2  |
| Sam Gallahan    | 5 | 3    | 260  | 0   | 0   | 0  | 263   | 52.6  |
| Kobe Young      | 5 | 188  | 15   | 0   | 20  | 0  | 223   | 44.6  |
| Jabari Allen    | 5 | 0    | 194  | 0   | 0   | 0  | 194   | 38.8  |
| Brent Richardso | 5 | 0    | 180  | 0   | 0   | 0  | 180   | 36.0  |
| Chris Clark     | 4 | 0    | 96   | 0   | 0   | 0  | 96    | 24.0  |
| Yeedee Thaenra  | 5 | 83   | 0    | 0   | 0   | 0  | 83    | 16.6  |
| Ryan Rutkowski  | 5 | 0    | 67   | 0   | 0   | 0  | 67    | 13.4  |
| Jabari Greenwo  | 5 | 0    | 58   | 0   | 0   | 0  | 58    | 11.6  |
| Zach Heron      | 4 | 0    | 26   | 0   | 0   | 0  | 26    | 6.5   |
| Jaelen Thompso  | 3 | 18   | 0    | 0   | 0   | 0  | 18    | 6.0   |
| Ryan Stover     | 5 | 15   | 0    | 0   | 0   | 0  | 15    | 3.0   |
| Joe Green       | 5 | 0    | 8    | 0   | 0   | 0  | 8     | 1.6   |
| Monty Fenner    | 5 | 0    | 0    | 0   | 0   | 7  | 7     | 1.4   |
| Diondre Wallace | 5 | 0    | 0    | 0   | 0   | 7  | 7     | 1.4   |
| Caleb Smith     | 1 | 0    | 5    | 0   | 0   | 0  | 5     | 5.0   |
| Coby Tippett    | 5 | 0    | 0    | -2  | 0   | 0  | -2    | -0.4  |
| TEAM            | 4 | -5   | 0    | 0   | 0   | 0  | -5    | -1.2  |
| Total           | 5 | 883  | 1503 | 24  | 502 | 14 | 2926  | 585.2 |
| Opponents       | 5 | 950  | 1037 | 144 | 531 | 0  | 2662  | 532.4 |

# 2018 Team Comparison Stats

## 2018 Towson Football Towson Team Game-by-Game Comparison (as of Oct 07, 2018) All games

| Opponent      | Score      |             | Total            |                |                | First Downs  |      | Rushing |                          | Passing                     |                    | Total Offense              |                  | Return       |       | Turn-Overs |  |
|---------------|------------|-------------|------------------|----------------|----------------|--------------|------|---------|--------------------------|-----------------------------|--------------------|----------------------------|------------------|--------------|-------|------------|--|
|               |            |             |                  |                |                | Rush         | Pass | Pen     | Number-Yards             | Comp-Att-Int                | Yards              | Plays-Yards                | Yards            | Yards        | Yards | Overs      |  |
| MORGAN STATE  | 36         | -10         | 21 / 13          | 10 / 6         | 8 / 5          | 3 / 2        |      |         | 39-156 / 37-63           | 18-28-1 / 14-24-1           | 245 / 104          | 67-401 / 61-167            | 37 / 103         | 2 / 2        |       |            |  |
| Wake Forest   | 20         | -51         | 25 / 32          | 6 / 16         | 19 / 13        | 0 / 3        |      |         | 30-65 / 54-340           | 35-51-1 / 17-27-1           | 345 / 242          | 81-410 / 81-582            | 170 / 241        | 1 / 2        |       |            |  |
| Villanova     | 45         | -35         | 32 / 21          | 16 / 4         | 14 / 16        | 2 / 1        |      |         | 52-208 / 25-101          | 27-38-1 / 26-35-1           | 320 / 389          | 90-528 / 60-490            | 85 / 98          | 1 / 2        |       |            |  |
| THE CITADEL   | 44         | -27         | 25 / 22          | 11 / 17        | 12 / 3         | 2 / 2        |      |         | 41-334 / 71-341          | 16-23-1 / 3-16-1            | 274 / 63           | 64-608 / 87-404            | 96 / 97          | 1 / 1        |       |            |  |
| STONY BROOK   | 52         | -28         | 25 / 14          | 6 / 4          | 18 / 10        | 1 / 0        |      |         | 35-120 / 31-105          | 23-33-1 / 19-33-0           | 319 / 239          | 68-439 / 64-344            | 187 / 136        | 2 / 2        |       |            |  |
| <b>Totals</b> | <b>197</b> | <b>-151</b> | <b>128 / 102</b> | <b>49 / 47</b> | <b>71 / 47</b> | <b>8 / 8</b> |      |         | <b>197-883 / 218-950</b> | <b>119-173-5 / 79-135-4</b> | <b>1503 / 1037</b> | <b>370-2386 / 353-1987</b> | <b>575 / 675</b> | <b>7 / 9</b> |       |            |  |

| Opponent      | 3rd Down             |  | 4th Down          |  | Time of Possession     |  | TOP Margin       |  | Avg              |  | Avg                      |                        | Punting       |              | Penalties |  | Sacks |  |
|---------------|----------------------|--|-------------------|--|------------------------|--|------------------|--|------------------|--|--------------------------|------------------------|---------------|--------------|-----------|--|-------|--|
|               | Conversions          |  | Conversions       |  | Possession             |  | Yds/Rush         |  | Yds/Play         |  | Number-Avg               | Number-Yards           |               | Number-Yards |           |  |       |  |
| MORGAN STATE  | 3-14 / 3-13          |  | 1-3 / 0-3         |  | 27:38 / 30:17          |  | 4.0 / 1.7        |  | 8.8 / 4.3        |  | 2-37.5 / 6-39.0          | 8-100 / 12-107         | 2 / 4         |              |           |  |       |  |
| Wake Forest   | 6-15 / 10-16         |  | 0-3 / 1-1         |  | 30:43 / 29:17          |  | 2.2 / 6.3        |  | 6.8 / 9.0        |  | 6-45.0 / 1-41.0          | 7-68 / 0-0             | 0 / 5         |              |           |  |       |  |
| Villanova     | 9-17 / 2-8           |  | 2-2 / 1-3         |  | 35:01 / 24:59          |  | 4.0 / 4.0        |  | 8.4 / 11.1       |  | 3-42.3 / 3-37.3          | 6-60 / 9-70            | 2 / 3         |              |           |  |       |  |
| THE CITADEL   | 7-11 / 9-23          |  | 0-0 / 5-8         |  | 30:05 / 29:55          |  | 8.1 / 4.8        |  | 11.9 / 3.9       |  | 2-31.5 / 2-46.5          | 5-71 / 4-35            | 0 / 0         |              |           |  |       |  |
| STONY BROOK   | 6-13 / 7-17          |  | 0-0 / 0-0         |  | 32:09 / 27:51          |  | 3.4 / 3.4        |  | 9.7 / 7.2        |  | 4-41.2 / 9-37.6          | 5-35 / 8-55            | 1 / 0         |              |           |  |       |  |
| <b>Totals</b> | <b>31-70 / 31-77</b> |  | <b>3-8 / 7-15</b> |  | <b>155:36 / 142:19</b> |  | <b>4.5 / 4.4</b> |  | <b>8.7 / 7.7</b> |  | <b>17-41.2 / 21-39.0</b> | <b>31-334 / 33-267</b> | <b>5 / 12</b> |              |           |  |       |  |

Note: Game totals are displayed in the format TEAM/OPPONENT for each category


**2018 DEFENSIVE STATS**

**2018 Towson Football**  
**Towson Overall Defensive Statistics (as of Oct 07, 2018)**  
**All games**

| #  | Defensive Leaders   | gp | Tackles |     |     | tfl/yds | Sacks  | Pass defense |      |     | Fumbles | blkd |      |     |
|----|---------------------|----|---------|-----|-----|---------|--------|--------------|------|-----|---------|------|------|-----|
|    |                     |    | ua      | a   | tot |         | no-yds | int-yds      | brup | qbh | rcv-yds | ff   | kick | saf |
| 56 | Diondre Wallace     | 5  | 26      | 17  | 43  | 2.0-16  | 1.0-14 | 1-7          | .    | 1   | .       | 2    | .    | .   |
| 50 | Robert Heyward      | 5  | 18      | 23  | 41  | 3.5-7   | .      | .            | 1    | .   | 1-0     | .    | .    | .   |
| 12 | Keon Paye           | 5  | 22      | 14  | 36  | 3.0-5   | .      | 1-0          | .    | 1   | .       | .    | .    | .   |
| 8  | Monty Fenner        | 5  | 23      | 10  | 33  | 1.0-6   | .      | 1-7          | 4    | .   | .       | .    | .    | .   |
| 17 | Bryce Carter        | 5  | 11      | 9   | 20  | 5.0-19  | 1.0-11 | .            | .    | .   | .       | 1    | .    | .   |
| 25 | Terrill Gillette    | 5  | 10      | 8   | 18  | 1.5-6   | .      | .            | 4    | .   | 1-0     | .    | .    | .   |
| 4  | Ricky DeBerry       | 5  | 11      | 7   | 18  | 3.5-14  | .      | .            | .    | 1   | 1-0     | .    | .    | .   |
| 92 | Niquekko Cook       | 5  | 6       | 12  | 18  | 2.0-6   | .      | .            | .    | 1   | .       | .    | .    | .   |
| 9A | Mantriel Reaves     | 4  | 14      | 4   | 18  | .       | .      | 1-0          | 1    | .   | 1-21    | 1    | .    | .   |
| 31 | Malik Tyne          | 5  | 9       | 8   | 17  | 4.0-5   | 2.0-1  | .            | .    | 1   | .       | 1    | .    | .   |
| 97 | Grant Udinski       | 5  | 13      | 3   | 16  | 1.0-10  | 1.0-10 | .            | .    | 1   | .       | 1    | .    | .   |
| 90 | Zain Harps Upshur   | 5  | 7       | 8   | 15  | 2.5-11  | 1.0-5  | .            | .    | 2   | .       | .    | .    | .   |
| 2  | Brandon Shuman      | 5  | 9       | 5   | 14  | .       | .      | .            | 2    | .   | .       | .    | .    | .   |
| 6  | Jamal Gay           | 5  | 7       | 7   | 14  | .       | .      | .            | .    | .   | .       | .    | .    | .   |
| 38 | Chris Tedder        | 5  | 5       | 7   | 12  | 1.0-2   | .      | .            | .    | .   | .       | .    | .    | .   |
| 55 | Christian Dixon     | 5  | 5       | 4   | 9   | .       | .      | .            | 1    | .   | .       | .    | .    | .   |
| 35 | Coby Tippet         | 5  | 4       | 4   | 8   | .       | .      | .            | .    | .   | .       | .    | .    | .   |
| 7A | Troy Vincent        | 5  | 4       | 2   | 6   | .       | .      | .            | .    | .   | 1-14    | .    | .    | .   |
| 95 | Sam Gyeni           | 5  | 3       | 2   | 5   | .       | .      | .            | .    | .   | .       | .    | .    | .   |
| 20 | Vashon McCants, Jr. | 3  | 3       | 2   | 5   | .       | .      | .            | .    | .   | .       | .    | .    | .   |
| 21 | Chizurum Umunakwe   | 5  | .       | 3   | 3   | .       | .      | .            | .    | .   | .       | .    | .    | .   |
| 28 | Yeede Thaeenrat     | 5  | 2       | 1   | 3   | .       | .      | .            | .    | .   | .       | 1    | .    | .   |
| 93 | John Lambert        | 3  | 2       | 1   | 3   | .       | .      | .            | .    | 1   | .       | .    | .    | .   |
| 11 | Brent Richardson    | 5  | .       | 2   | 2   | .       | .      | .            | .    | .   | .       | .    | .    | .   |
| 1C | Charles Garrett     | 4  | .       | 2   | 2   | .       | .      | .            | .    | .   | .       | .    | .    | .   |
| 29 | Nygil Johnson       | 5  | 1       | 1   | 2   | .       | .      | .            | .    | .   | .       | .    | .    | .   |
| 1E | Pat Toomey          | 5  | 1       | 1   | 2   | .       | .      | .            | .    | .   | .       | .    | .    | .   |
| 3  | Shane Leatherbury   | 5  | .       | 1   | 1   | .       | .      | .            | .    | .   | .       | .    | .    | .   |
| 9  | Sam Gallahan        | 5  | .       | 1   | 1   | .       | .      | .            | .    | .   | .       | .    | .    | .   |
| 44 | Zach Heron          | 4  | 1       | .   | 1   | .       | .      | .            | .    | .   | .       | .    | .    | .   |
| 49 | Marcel Allen        | 2  | .       | 1   | 1   | .       | .      | .            | .    | .   | .       | .    | .    | .   |
| 7  | Jabari Greenwood    | 5  | 1       | .   | 1   | .       | .      | .            | .    | .   | .       | .    | .    | .   |
| TM | TEAM                | 4  | .       | .   | .   | .       | .      | .            | .    | .   | .       | .    | .    | 1   |
| 52 | Dymelle Parker      | 5  | .       | .   | .   | .       | .      | .            | 1    | .   | .       | .    | .    | .   |
|    | Total               | 5  | 218     | 170 | 388 | 30-107  | 5-41   | 4-14         | 14   | 9   | 5-35    | 7    | .    | 1   |
|    | Opponents           | 5  | 213     | 156 | 369 | 32-128  | 12-86  | 5-0          | 13   | 11  | 2-0     | 1    | .    | .   |

# 2018 GAME RECAPS

**Game 1 - Sept. 1, 7 p.m. at Morgan State  
Hughes Stadium - Baltimore, Md.**

|  |              |    |
|--|--------------|----|
|  | TOWSON       | 36 |
|  | MORGAN STATE | 10 |

**BALTIMORE**-- The Towson University football team proved to be Charm City's top college football squad, scoring 24 unanswered points to take down Morgan State 36-10 and earn its second victory in the Battle for Greater Baltimore series.

After Morgan State scored a touchdown with 4:20 left, Towson scored 24 unanswered points in over 27 minutes of play, finishing the game on a 36-3 run.

Towson's defense held Morgan State to 14 yards in the first quarter. Towson outgained its opponent 223-45 in the first half and 401-167 in the game.

Aidan O'Neill was a perfect 4-for-4 on field goals, adding three extra points for 15 points on his own.

Six different Towson receivers earned multiple receptions with Tom Flacco going 18-for-28 with two touchdowns and an interception in his first career start as a Tiger. Shane Leatherbury caught five passes for 93 yards, including a 53-yard reception.

The Towson defense held Morgan State to 2.7 yards per offensive play. Keon Paye had a team high 6.5 tackles while Robert Heyward had six. Baltimore-native Diondre Wallace had four tackles, a sack and an interception.

| Scoring Summary | 1 | 2  | 3  | 4 | F  |
|-----------------|---|----|----|---|----|
| Towson          | 3 | 14 | 14 | 5 | 36 |
| Morgan State    | 7 | 0  | 3  | 0 | 10 |

**Scoring Plays**

- 1st 4:20 MSU - Castano 0yd fumble recovery (O'Shea kick)
- 1st 2:18 TOWSON - O'Neill 19yd field goal
- 2nd 13:09 TOWSON - O'Neill 36yd field goal
- 2nd 7:12 TOWSON - Simpson 2yd pass from Flacco (Leatherbury pass from Flacco)
- 2nd 4:29 TOWSON - O'Neill 38yd field goal
- 3rd 11:51 TOWSON - Clark 1yd pass from Flacco (O'Neill kick)
- 3rd 7:22 MSU - O'Shea 24yd field goal
- 3rd 6:44 TOWSON - Young 5yd run (O'Neill kick)
- 4th 9:41 TOWSON - Safety
- 4th 4:09 TOWSON - O'Neill 39yd field goal

| Team Statistics        | TOWSON      | MSU         |
|------------------------|-------------|-------------|
| First Downs            | 21          | 13          |
| Rush Att.-Net Yards    | 39-156      | 37-63       |
| Passing C-A-Int.-Yards | 18-28-1-245 | 14-24-1-104 |
| Offensive Plays        | 67          | 61          |
| Total Offense          | 401         | 167         |
| Fumbles-Lost           | 1-1         | 1-1         |
| Penalties-Yards        | 8-100       | 12-107      |
| Punts-Average          | 2-37.5      | 6-39.0      |
| 3rd Down Conversion    | 3-14        | 3-13        |
| Time of Possession     | 29:43       | 30:17       |

**Top Rushers**

TOWSON - Kobe Young: 7 rush, 66 yards, 1 TD  
MSU - DeAndre Harris: 12 rush, 31 yards

**Top Passers**

TOWSON - Tom Flacco: 18-28, 245 yards, 2 TD, 1 INT  
MSU - DeAndre Harris: 12-21, 101 yards, 1 INT

**Top Receivers**


TOWSON - Shane Leatherbury: 5 catches, 93 yards  
MSU - Jack McCracken: 3 catches, 43 yards

**Top Defense**

TOWSON - Diondre Wallace: 4 tackles, 1 sack, 1 INT  
MSU - Damare Whitaker: 9 tackles, 1 sack

**Attendance:** 9,209

**Game 2 - Sept. 8, 12 p.m. at Wake Forest  
BB&T Field - Winston-Salem, N.C.**

|   |             |    |
|---|-------------|----|
|  | TOWSON      | 20 |
|   | WAKE FOREST | 51 |

**WINSTON-SALEM, N.C.** -- The Towson University football team (1-1) scored touchdowns on two its first three drives but fell on the road against ACC opponent Wake Forest (2-0) 51-20.

Towson earned touchdowns on its first two offensive drives, with Tom Flacco hitting Sam Gallahan and Shane Simpson for receptions in the end zone. The Tigers were tied 14-14 with Wake Forest after one.

Tom Flacco had 35 (35-for-51) completions for 345 yards, three touchdowns and an interception. He had nine receivers earn multiple catches.

Shane Leatherbury caught eight passes for 88 yards plus a touchdown. Sam Gallahan had four catches for 61 yards and a touchdown while Ryan Rutkowski had five receptions for 67 yards.

On the defensive side, Diondre Wallace had 16 tackles, including 12 solo, and forced a fumble. Keon Paye concluded with ten tackles and a quarterback hurry.

Towson outgained Wake Forest 345-242 in passing yards. The game had a lightning delay of over one hour towards the end of the third quarter.

| Scoring Summary | 1  | 2  | 3 | 4  | F  |
|-----------------|----|----|---|----|----|
| Towson          | 14 | 6  | 0 | 0  | 20 |
| Wake Forest     | 14 | 24 | 3 | 10 | 51 |

**Scoring Plays**

- 1st 11:39 WAKE - Bachman 10yd pass from Hartman (Sciba kick)
- 1st 8:12 TOWSON - Gallahan 24yd pass from Flacco (O'Neill kick)
- 1st 7:11 WAKE - Dortch 7yd pass from Hartford (Sciba kick)
- 1st 1:32 TOWSON - Simpson 8yd pass from Flacco (O'Neill kick)
- 2nd 14:19 WAKE - Hartman 14yd run (Sciba kick)
- 2nd 11:37 WAKE - Sciba 35yd field goal
- 2nd 9:49 WAKE - Dortch 70yd punt return (Sciba kick)
- 2nd 2:02 WAKE - Dortch 60yd punt return (Sciba kick)
- 2nd 0:42 TOWSON - Leatherbury 18yd pass from Flacco (O'Neill kick)
- 3rd 3:53 WAKE - Sciba 27yd field goal
- 4th 14:03 WAKE - Carmey 1yd run (Sciba kick)
- 4th 9:04 WAKE - Sciba 27yd field goal

| Team Statistics        | TOWSON      | WAKE        |
|------------------------|-------------|-------------|
| First Downs            | 25          | 32          |
| Rush Att.-Net Yards    | 30-65       | 37-63       |
| Passing C-A-Int.-Yards | 35-53-1-345 | 17-27-1-242 |
| Offensive Plays        | 81          | 81          |
| Total Offense          | 410         | 582         |
| Fumbles-Lost           | 0-0         | 1-1         |
| Penalties-Yards        | 7-68        | 0-0         |
| Punts-Average          | 6-45.0      | 1-41.0      |
| 3rd Down Conversion    | 6-15        | 10-16       |
| Time of Possession     | 30:43       | 29:17       |

**Top Rushers**

TOWSON - Shane Simpson: 8 rush, 18 yards  
WAKE - Cade Carney: 19 rush, 130 yards, 1 TD

**Top Passers**

TOWSON - Tom Flacco: 35-51, 345 yards, 3 TD, 1 INT  
WAKE - Sam Hartman: 17-27, 242 yards, 2 TD, 1 INT

**Top Receivers**

TOWSON - Shane Leatherbury: 8 catches, 88 yards  
WAKE - Greg Dortch: 7 catches, 94 yards, 1 TD

**Top Defense**

TOWSON - Diondre Wallace: 16 tackles, 1 forced fumble  
WAKE - Essang Bassey: 7 tackles, 1 INT, 0.5 TFL

**Attendance:** 23,619

**Game 3 - Sept. 15, 3:30 p.m. at Villanova  
Villanova Stadium - Villanova, Pa.**

|   |           |    |
|---|-----------|----|
|  | TOWSON    | 45 |
|   | VILLANOVA | 35 |

**VILLANOVA, Pa.** -- The Towson University football team (2-1, 1-0 CAA) used 35 consecutive points to come back and take down #10/10 Villanova (2-1, 0-1 CAA) 45-35 on the road to win its Colonial Athletic Association (CAA) opener.

Towson earns a victory over a top-10 opponent for the first time since December 21, 2013 in the win over #3 Eastern Washington in the FCS Playoffs.

Towson earns a victory in its CAA opener for the first time since 2013, a road win over Stony Brook that year.

Towson had 528 yards of total offense, including 208 on the ground. The Tigers had the ball for 35:01 in the game, compared to 24:59 for Villanova.

After being down 14-0 in the opening 5:01, Towson scored 35 points in a row, including two passing, two rushing and one special teams touchdown, to surge ahead 35-14 with 2:26 left in the 2nd quarter.

Tom Flacco had 300+ passing yards for the second straight time, going 27-37 for 320 yards, three touchdowns and a pick. He also had 66 rushing yards on 18 carries.

| Scoring Summary | 1  | 2  | 3 | 4 | F  |
|-----------------|----|----|---|---|----|
| Towson          | 21 | 14 | 7 | 3 | 45 |
| Villanova       | 14 | 7  | 7 | 7 | 35 |

**Scoring Plays**

- 1st 11:53 VU - Forbes 5yd pass from Bednarczyk (Kresge kick)
- 1st 9:59 VU - Bell 31yd pass from Bednarczyk (Kresge kick)
- 1st 4:56 TOWSON - Simpson 13yd run (O'Neill kick)
- 1st 0:37 TOWSON - Leatherbury 76yd pass from Flacco (O'Neill kick)
- 1st 0:29 TOWSON - Vincent 14yd fumble recovery (O'Neill kick)
- 2nd 6:44 TOWSON - Simpson 8yd pass from Flacco (O'Neill kick)
- 2nd 2:26 TOWSON - Thaenrat 1yd run (O'Neill kick)
- 2nd 1:06 VU - Bell 11yd pass from Bednarczyk (Kresge kick)
- 3rd 11:05 VU - McClenton 14yd pass from Bednarczyk (Kresge kick)
- 3rd 1:59 TOWSON - Leatherbury 14yd pass from Flacco (O'Neill kick)
- 4th 8:16 VU - Gudzak 1yd run (Kresge kick)
- 4th 3:12 TOWSON - O'Neill 26yd field goal

| Team Statistics        | TOWSON      | VU          |
|------------------------|-------------|-------------|
| First Downs            | 32          | 21          |
| Rush Att.-Net Yards    | 52-208      | 25-101      |
| Passing C-A-Int.-Yards | 27-38-1-320 | 26-35-1-389 |
| Offensive Plays        | 90          | 60          |
| Total Offense          | 582         | 490         |
| Fumbles-Lost           | 0-0         | 2-1         |
| Penalties-Yards        | 6-60        | 9-70        |
| Punts-Average          | 3-42.3      | 3-37.3      |
| 3rd Down Conversion    | 9-17        | 2-8         |
| Time of Possession     | 35:01       | 24:59       |

**Top Rushers**

TOWSON - Shane Simpson: 19 rush, 100 yards, 1 TD  
VU - Aaron Forbes: 8 rush, 74 yards

**Top Passers**

TOWSON - Tom Flacco: 27-37, 320 yards, 3 TD, 1 INT  
VU - Zach Bednarczyk: 26-35, 389 yards, 4 TD, 1 INT

**Top Receivers**


TOWSON - Shane Leatherbury: 5 catches, 113 yards, 2 TD  
VU - Jarrett McClenton: 6 catches, 114 yards, 1 TD

**Top Defense**

TOWSON - Keon Paye: 7 tackles, 1 TFL, 1 INT  
VU - Jeff Steeb: 9 tackles, 1 sack, 1 INT

**Attendance:** 5,719

## 2018 GAME RECAPS

| Game 4- Sept. 29, 4 p.m. vs. The Citadel<br>Johnny Unitas® Stadium - Towson, Md. |             |    |
|--|-------------|----|
|  | TOWSON      | 44 |
|  | THE CITADEL | 27 |

**TOWSON, Md.** -- The No. 25 Towson University football team (3-1) celebrated its 50th year of football in style with a dominant offensive showing, defeating The Citadel (1-3) 44-27 in front of 7,323 at Johnny Unitas® Stadium.

The Tigers outscored the Bulldogs in each of the first three quarters, including 17-7 in the second quarter for a 14-point halftime lead.

As a team, Towson earned 608 yards of total offense, including 334 on rushing and 274 in the air. The Tigers had over 200 more yards on offense than The Citadel.

Tom Flacco earned 438 total yards of offense as Towson's quarterback off 253 passing yards and 185 on the ground.

The game's attendance was 7,323, the highest-attended Towson contest since Sept. 10, 2016 vs. Saint Francis.

44 points is the most in a Towson home opener since 2013, when the Tigers put 49 points on Delaware State. It is the first season since 2013 that Towson has had at least two games with 40+ points.

| Scoring Summary | 1 | 2  | 3  | 4 | F  |
|-----------------|---|----|----|---|----|
| The Citadel     | 3 | 7  | 14 | 3 | 27 |
| Towson          | 7 | 17 | 17 | 3 | 44 |

### Scoring Plays

1st 12:55 TOWSON - Gallahan 29yd pass from Flacco (O'Neill kick)  
 1st 0:47 CIT - Godek 30yd field goal  
 2nd 6:40 TOWSON - Flacco 7yd run (O'Neill kick)  
 2nd 3:09 TOWSON - Flacco 8yd run (O'Neill kick)  
 2nd 1:08 CIT - Black 1yd run (Godek kick)  
 2nd 0:00 TOWSON - O'Neill 40yd field goal  
 3rd 11:04 TOWSON - Simpson 34yd run (O'Neill kick)  
 3rd 8:46 CIT - Ward 38yd run (Godek kick)  
 3rd 7:40 TOWSON - Richardson 24yd pass from Flacco (O'Neill kick)  
 3rd 5:19 CIT - Black 42yd run (Godek kick)  
 3rd 2:27 TOWSON - O'Neill 22yd field goal  
 4th 11:28 CIT - Godek 44yd field goal  
 4th 6:53 TOWSON - O'Neill 27yd field goal

| Team Statistics        | TOWSON      | CITADEL   |
|------------------------|-------------|-----------|
| First Downs            | 25          | 22        |
| Rush Att.-Net Yards    | 41-334      | 71-341    |
| Passing C-A-Int.-Yards | 16-23-1-274 | 3-16-1-63 |
| Offensive Plays        | 64          | 87        |
| Total Offense          | 608         | 404       |
| Fumbles-Lost           | 0-0         | 0-0       |
| Penalties-Yards        | 5-71        | 4-35      |
| Punts-Average          | 2-31.5      | 2-46.5    |
| 3rd Down Conversion    | 7-11        | 9-23      |
| Time of Possession     | 30:05       | 29:55     |

### Top Rushers

TOWSON - Tom Flacco: 15 rush, 185 yards, 2 TD  
 CIT - Lorenzo Ward: 35 rush, 180 yards, 1 TD

### Top Passers

TOWSON - Tom Flacco: 15-22, 253 yards, 2 TD, 1 INT  
 CIT - Jordan Black: 3-16, 63 yards, 1 INT

### Top Receivers

TOWSON - Shane Leatherbury: 5 catches, 77 yards  
 CIT - Lorenzo Ward/Raleigh Webb: 1 catch, 24 yards

### Top Defense

TOWSON - Monty Fenner: 8 tackles, 1 INT, 1 TFL  
 CIT - Noah Dawkins: 7 tackles, 1.5 TFL

Attendance: 7,323

| Game 5- Oct 6, 4 p.m. vs. Stony Brook<br>Johnny Unitas® Stadium - Towson, Md.     |             |    |
|---|-------------|----|
|  | TOWSON      | 52 |
|   | STONY BROOK | 28 |

**TOWSON, Md.** -- The No. 23/24 Towson University football team earned a statement 52-28 victory over No. 13/13 Stony Brook on Saturday night for its second win over a top-15 opponent in its last three games.

Towson got started with three touchdowns in as many drives for a 21-0 lead in the first quarter. After SBU scored two touchdowns quickly in the second, Towson responded with 24 consecutive points to effectively seal the game.

Towson held the CAA's top rushing team in Stony Brook, averaging 222 yards a game on the ground, to 104 rushing yards.

Towson has scored at least 44 points in three consecutive games, the first such three-game span in program history. Towson scored at least 50 points for the first time since Nov. 17, 2012, a 64-35 victory at New Hampshire.

Five different Tigers scored a total of seven touchdowns, with Shane Simpson and Chris Clark having two each.

| Scoring Summary | 1  | 2  | 3  | 4 | F  |
|-----------------|----|----|----|---|----|
| Stony Brook     | 0  | 14 | 7  | 7 | 28 |
| Towson          | 21 | 14 | 10 | 7 | 52 |

### Scoring Plays

1st 14:48 TOWSON - Simpson 96yd kickoff return (O'Neill kick)  
 1st 10:13 TOWSON - Simpson 8yd run (O'Neill kick)  
 1st 5:28 TOWSON - Clark 12yd pass from Flacco (O'Neill kick)  
 2nd 11:35 SBU - Ellick 53yd pass from Carbone (Lucansky kick)  
 2nd 10:33 SBU - Liotine 25yd pass from Carbone (Lucansky kick)  
 2nd 6:12 TOWSON - Clark 24yd pass from Flacco (O'Neill kick)  
 2nd 1:05 TOWSON - Richardson 30yd pass from Flacco (O'Neill kick)  
 3rd 13:15 TOWSON - O'Neill 31yd field goal  
 3rd 8:38 TOWSON - Thaenrat 10yd run (O'Neill kick)  
 3rd 3:41 SBU - Gowins 1yd run (Lucansky kick)  
 4th 14:26 TOWSON - Allen 6yd pass from Flacco (O'Neill kick)  
 4th 8:01 SBU - Ellick 2yd pass from Fields (Lucansky kick)

| Team Statistics        | TOWSON      | SBU         |
|------------------------|-------------|-------------|
| First Downs            | 25          | 14          |
| Rush Att.-Net Yards    | 35-120      | 31-105      |
| Passing C-A-Int.-Yards | 23-33-1-319 | 19-33-0-239 |
| Offensive Plays        | 68          | 64          |
| Total Offense          | 439         | 344         |
| Fumbles-Lost           | 1-1         | 4-2         |
| Penalties-Yards        | 5-35        | 8-55        |
| Punts-Average          | 4-41.2      | 9-37.6      |
| 3rd Down Conversion    | 6-13        | 7-17        |
| Time of Possession     | 27:51       | 32:09       |

### Top Rushers

TOWSON - Tom Flacco: 5 rush, 37 yards  
 SBU - Donald Liotine: 9 rushes, 47 yards

### Top Passers

TOWSON - Tom Flacco: 23-33, 319 yards, 4 TD  
 SBU - Joe Carbone: 15-24, 195 yards, 2 TD

### Top Receivers

TOWSON - Shane Leatherbury: 9 catches, 129 yards  
 SBU - Marshall Ellick: 5 catches, 77 yards, 2 TDs

### Top Defense

TOWSON - Robert Heyward: 10 tackles  
 SBU - Casey Williams/Shayne Lawless: 9 tackles, 1 TFL

Attendance: 4,614