



TOWSON FOOTBALL

Football Contact: John Brush • O: 410-704-3102 • C: 270-293-0590 • Email: jbrush@towson.edu
Towson Media Relations, Unitas Stadium, 8000 York Road, Towson, MD 21252 • www.TowsonTigers.com

2017 SCHEDULE

Date	Opponent	Time/Result
Sept. 2	Morgan State SPORTSFever TV/ESPN3	6 p.m.
Sept. 9	at Maryland BIG Ten Network	12 p.m.
Sept. 16	at Saint Francis	7 p.m.
Sept. 23	at Stony Brook* CBS Sports Digital	6 p.m.
Sept. 30	Villanova* CAA.tv	6 p.m.
Oct. 14	Richmond* CAA.tv	4 p.m.
Oct. 21	at New Hampshire* CAA.tv	2 p.m.
Oct. 28	Delaware* CAA.tv	4 p.m.
Nov. 5	at Elon* CAA.tv	2 p.m.
Nov. 12	at William & Mary* CBS Sports Digital	2 p.m.
Nov. 19	Rhode Island* CAA.tv	2 p.m.

* - CAA contests
All times are Eastern

FOLLOW THE TIGERS

Radio _____ CBS Sports Radio 1300
Play-by-Play _____ Spiro Morekas
Color Analyst _____ Gordy Combs

Internet Audio _____ TowsonTigers.com
Live Stats _____ TowsonTigers.com

Social Media

Facebook _____ Facebook.com/TowsonFootball
Twitter _____ @Towson_FB, @TowsonTigers
Instagram _____ Instagram.com/TUTigers
YouTube _____ YouTube.com/TheTowsonTigers

GAME 1

RV/NR TOWSON



0-0 0-0 CAA

VS

MORGAN STATE



0-0, 0-0 MEAC

Sept. 2 • 6 p.m. • Unitas Stadium • Towson, Md.

GAMEDAY CENTRAL

Stadium _____ Johnny Unitas® Stadium
 Capacity _____ 11,198
 Surface _____ Field Turf Revolution
 Kickoff _____ 6 p.m.
 Television _____ SPORTSFever TV/ESPN3
 _____ Phil Schoener (PxP), Emory Hunt (Analyst), Amanda Kuhl (sideline)
 Radio _____ CBS Sports Radio 1300
 _____ Spiro Morekas (PxP) and Gordy Combs (Analyst)
 Internet _____ www.TowsonTigers.com
 Series Record _____ Towson leads 17-6

MATHCUP AT A GLANCE

Towson _____ vs. _____ Morgan State
 Towson, Maryland _____ Location _____ Baltimore, Maryland
 1866 _____ Founded _____ 1867
 22,284 _____ Enrollment _____ 7,725
 Colonial Athletic Association _____ Conference _____ Mid-Eastern Athletic Conference
 Johnny Unitas _____ Stadium _____ Hughes
 Tim Leonard _____ Athletics Director _____ Edward Scott
 1969 _____ First Year of Football _____ 1898
 267-243-4 _____ All-Time Record _____ 450-409-3
 Rob Ambrose _____ Head Coach _____ Fred T. Farrier
 47-48 _____ Record at School _____ 3-8
 51-55 _____ Career Record _____ 22-33
 4-7 _____ 2016 Record _____ 3-8

STORY LINES

► The Tigers open their 49th season of football as they welcome Morgan State for the Battle for Greater Baltimore. Kickoff is set for 6 p.m.

► The contest marks the 24th all-time meeting between the cross-town schools. Towson holds a 17-6 advantage in the all-time series. The teams last met in the 2011 season opener with the Tigers coming away with a 42-3 victory.

► The Tigers are opening the season at home for the first time since the 2014 season. Towson is 22-6 all-time when opening the season at home.

► Sophomore kick returner Shane Simpson was named a Preseason All-American by *College Sports Madness*. Simpson was a Third-Team All-American last season after finishing the season with 919 kickoff return yards. He also finished sixth in the FCS in all-purpose yards per game at 166.8 yards per game.

MEDIA INFORMATION

Sunday - 27	Monday - 28	Tuesday - 29	Wednesday - 30	Thursday - 31	Friday - 1	Saturday - 2
Practice 7:30 p.m.	Off Day	Practice 3:30 p.m.	Practice 3:30 p.m.	Walk thru 3:30 p.m.	Practice 3:30 p.m.	Morgan State 6 p.m.
No availability	No availability Coach Ambrose CAA Teleconference 12 p.m.	Players and Coaches available after practice	Players and Coaches available after practice	No availability	No availability	Players and Coaches available after game

Football Information

Offensive Formation _____	Pro-style
Defensive Formation _____	Multiple
2016 Overall Record _____	4-7
2016 Conference Record _____	3-5
2016 Conference Finish _____	9th
Offensive Starters Returning/Lost _____	5/7
Defensive Starters Returning/Lost _____	9/4
First Varsity Season _____	1969
Seasons/Winning Seasons _____	48/24
Overall Record _____	267-243-4 (.523)
All-Time Playoff Record _____	6-6
CAA Titles _____	2
_____	2011, 2012
NCAA Playoff Appearances _____	6
_____	1976, 1983, 1984, 1986, 2011, 2013

Stadium Information

Stadium Name _____	Johnny Unitas® Stadium
Field _____	FieldTurf Revolution
Capacity _____	11,198
First Year _____	1978
First Game _____	Sept. 9, 1978 (Towson 37, Mansfield 6)
Largest Crowd _____	11,196 Dec. 3, 2011 (Lehigh 40, Towson 38 - FCS Playoffs)
Record at Stadium _____	129-78-2

Towson Coaches and Staff

Head Coach _____	Rob Ambrose (9th season)
Overall D1 Head Coaching Record _____	47-48
Overall Record at Towson _____	47-48
Offensive Coordinator, Quarterbacks _____	Jared Ambrose
Defensive Coordinator, Outside Linebackers _____	Lyndon Johnson
Offensive Line Coach _____	John Donatelli
Safeties/Special Teams Coordinator _____	Joe Tricario
Cornerbacks _____	Derrick Johnson
Inside Linebackers/Recruiting _____	Jon Schwartz
Defensive Line _____	Konstantinos Kosmakos
Wide Receivers _____	Mike Moyseenko
Fullbacks/Tight Ends _____	Dan Hernandez
Running Backs _____	Scott Van Zile
Director of Football Operations _____	Lance Yaniger
Strength & Conditioning Coach _____	Jeremy Pick
Director of Sports Medicine _____	Nathan Wilder
Assistant Athletic Trainer _____	Tyler Fredlund
Academic Advisor _____	Elysa Newman
Equipment Manager _____	Tim Ridgley

Daily Media Availability

Monday: Coach Ambrose will be available during the CAA conference call. His weekly time slot is 12:00-12:10 p.m. Media members are encouraged to call in with questions by dialing 877-805-0692 and requesting the CAA Football teleconference.

Tuesday: Coach Ambrose, assistant coaches and players will be available at the conclusion of practice.

Wednesday: Coach Ambrose, assistant coaches and players will be available at the conclusion of practice.

Thursday: Coach Ambrose will be available on a case-by-case basis. Please contact the media relations office to put in a request. No players will be available after Wednesday.

Friday and Sunday: No Availability.

Saturday: Post-game availability only. Members of the Towson Athletics Media Relations staff will escort media representatives to the appropriate areas following the conclusion of the game. The Towson locker room, home and away, is closed to the media at all times.

Coach Ambrose and selected Tiger players will be brought to the designated interview area. At home games, that area is the Field View Room on the top floor of the Field House.

After a 10-minute cooling off period, the visiting team coaches and players will appear in the interview room. After the visiting team finishes, Coach Ambrose and selected players will appear in the interview room.

We ask the media to please say what outlet they are with before asking questions.

No Tiger first-year freshmen will be made available.

At the midway point of the fourth quarter, interview requests will be collected.

Interviews after games on the road will be conducted based on the post-game policy of that institution.

Practice Procedures

Covering Practice: Practices are generally open to the media. Please contact John Brush no later than noon on the day you would like to attend practice. Brush will provide parking information. Coach Ambrose reserves the right to close practice at any time.

Note: Player or coach interviews must not conflict with classes, meetings, training room treatments or other team obligations.

GENERAL NOTES**STATS FCS Top 25 Poll
(Preseason)**

Team (1st-place votes)	Record	Prev Rank
1. James Madison (134)	0-0	NR
2. North Dakota State (19)	0-0	NR
3. Sam Houston State (7)	0-0	NR
4. South Dakota State (2)	0-0	NR
5. Eastern Washington	0-0	NR
6. Jacksonville State (1)	0-0	NR
7. Richmond	0-0	NR
8. North Dakota	0-0	NR
9. Youngstown State	0-0	NR
10. Villanova	0-0	NR
11. Wofford	0-0	NR
12. Chattanooga	0-0	NR
13. New Hampshire	0-0	NR
14. Charleston Southern	0-0	NR
15. Central Arkansas	0-0	NR
16. Citadel	0-0	NR
17. Lehigh	0-0	NR
18. Northern Iowa	0-0	NR
19. Samford	0-0	NR
20. Illinois State	0-0	NR
21. Grambling State	0-0	NR
22. Fordham	0-0	NR
23. Cal Poly	0-0	NR
24. Albany	0-0	NR
25. Western Illinois	0-0	NR

**Scouting Morgan State**

The Bears enter the season after closing out the 2016 campaign with an overall record of 3-8 and a 3-5 mark in MEAC play.

The game against the Tigers is the first of two-straight games against CAA opponents. MSU will take on Albany in its home opener Sept. 9.

Head Coach Fred T. Farrier is in his second season as the head coach of the Bears. Farrier served in an interim role a season ago.

The offense is led by running back Herb Walker, Jr. The redshirt senior had his junior campaign cut short due to injury.

As a sophomore in 2014, Walker, Jr. rushed for 1,408 yards and 15 touchdowns in leading the Bears to the FCS playoffs.

The Bears will have a new quarterback this season as Elijah Staley takes over under center. Staley (6-7, 245) came to Morgan after playing last season at Tyler Junior College. He began his career at Mississippi State.

Amonta Poteat is the top returning receiver after catching 26 passes last season.

Damare Whitaker is the top returning tackler with 59 stops a season ago.

Jai Franklin led the team with five sacks and 13 tackles-for-loss in 2016.

Last season, the Bears gave up over 50 points in all three of its nonconference games. MSU allowed 51 points to Holy Cross, 62 to Marshall and 60 to Army.

Morgan State Quick Facts

Location _____ Baltimore, Md.
 Enrollment _____ 7,725
 Nickname _____ Bears
 Colors _____ Orange and Blue
 Conference _____ Mid-Eastern Athletic
 President _____ Dr. David Wilson
 Athletics Director _____ Edward Scott
 Head Coach _____ Fred T. Farrier
 Record at School _____ 3-8 (2nd season)
 Career Record _____ 22-33 (5th season)
 2016 Record _____ 3-8
 Conference Record (Finish) _____ 3-5 (t-7th)
 Starters Returning _____ 19
 Starters Lost _____ 9
 SID _____ Leonard Haynes IV
 Email _____ leonard.haynes@morgan.edu
 Office _____ 443-885-3831
 Web _____ morganstatebears.com

Towson's Opening Drives

Opp	1st	2nd
Morgan State		
Maryland		
Saint Francis		
Stony Brook		
Villanova		
Richmond		
New Hampshire		
Delaware		
Elon		
William & Mary		
Rhode Island		

2017 TIGER SCHEDULE & RESULTS

DATE	OPPONENT	TV	RESULT	SERIES	NOTES
Sept. 2	Morgan State	SFTV/ESPN3	6 p.m.	TU leads 17-6	First meeting since 2011
Sept. 9	@ Maryland	BTN	12 p.m.	UM leads 1-0	Second meeting all-time between schools
Sept. 16	@ Saint Francis	None	7 p.m.	TU leads 6-0	Tigers rally for win in 2016
Sept. 23	@ Stony Brook*	CBSI	6 p.m.	SB leads 3-2	Road team has won all 5 previous meetings
Sept. 30	Villanova*	CAA.tv	6 p.m.	VU leads 8-5	Late turnovers stop late Tiger comeback
Oct. 14	Richmond*	CAA.tv	4 p.m.	UR leads 6-4	Simpson records first 100-yard game in loss
Oct. 21	@ New Hampshire*	CAA.tv	2 p.m.	UNH leads 8-3	Simpson returns kickoff 100 yards for TD
Oct. 28	Delaware*	CAA.tv	4 p.m.	UD leads 11-7	Offense commits 5 turnovers in loss
Nov. 5	@ Elon*	CAA.tv	2 p.m.	TU leads 5-1	Mahalak throws 2 TD passes in return
Nov. 12	@ William & Mary*	CBSI	2 p.m.	WM leads 9-4	Simpson rushes for 202 yards and TD
Nov. 19	Rhode Island*	CAA.tv	2 p.m.	TU leads 9-7	O'Neill kicks 55-yd game winner as time expires

* - Denotes CAA game • All times are central

GENERAL NOTES

FCS Coaches Poll (Preseason)

Team (1st-place votes)	Record	Prev Rank
1. James Madison (20)	14-1	1
2. North Dakota State (2)	12-2	3
3. Sam Houston State (3)	12-1	5
4. Eastern Washington	12-2	4
5. Jacksonville State	10-2	6
6. South Dakota State (1)	9-4	7
7. Richmond	10-4	8
8. Youngstown State	12-4	2
9. Villanova	9-4	13
10. North Dakota	9-3	12
11. Wofford	10-4	11
12. The Citadel	10-2	9
13. Chattanooga	9-4	10
14. Charleston Southern	7-4	14
15. Central Arkansas	10-3	16
16. New Hampshire	10-3	17
17. Lehigh	9-3	18
18. Illinois State	6-6	N/R
19. Samford	7-5	23
20. Northern Iowa	5-6	N/R
21. Grambling State	12-1	15
22. Weber State	7-5	24
23. Cal Poly	7-5	21t
24. North Carolina Central	9-3	19
25. North Carolina A&T	9-3	20

The Game

Towson opens its 49th season of college football as it hosts Morgan State. Kickoff is set for 6 p.m. at Unitas Stadium.

Radio Coverage

The Tigers contest against Morgan State can be heard live on CBS Sports Radio 1300. The voice of the Tigers, Spiro Morekas, will once again be joined by Gordy Combs to call the action.

TV Coverage

The season opener against Morgan State will be carried live on Sports Fever TV. The game can also be seen on ESPN3.

Saturday Weather

The weather will be perfect for the season opener as the temperature will be in the low-to-mid 70s for kickoff.

Opening the Season at Home

Saturday marks the 29th time the Tigers will open a season on their home field. Towson holds a 22-6 mark in the previous 28 openers. This will be the first time since 2014 the Tigers will open at home and just the third time in the nine-year tenure of head coach Rob Ambrose. The Tigers are 1-1 when opening the season at home in the Ambrose era. Towson defeated Morgan State, 42-3, in the 2011 opener and lost 31-27 to Central Connecticut State in the 2014 opener.

2-MINUTE DRILL

- ▶ Towson opens its 49th season of collegiate football with the Battle for Greater Baltimore against Morgan State.
- ▶ The Tigers hold a 17-6 advantage in the all-time series, including a 12-2 advantage at Unitas Stadium.
- ▶ The two teams are meeting for the first time since the 2011 season. The Bears kicked a field goal on their opening possession before the Tigers scored the next 42 points in a 42-3 victory.
- ▶ The 2008 season may have been one of the most exciting finishes as the Tigers defense stopped the Bears on the one-yard line with a 21-16 lead.
- ▶ Sean Schaeffer and the offense took over from there as they drove off the goaline and used a 15-play drive to kill off the final 9:21 of the game clock.
- ▶ The Tigers offense will be led by junior quarterback Morgan Mahalak. The Oregon transfer came back from injury to lead the Tigers to victories in each of the last three games of the season.
- ▶ Sophomore running back/kick returner Shane Simpson is one of the most dynamic players in the FCS. He ranked sixth in the FCS in all-purpose yards a season ago.
- ▶ Simpson, along with kicker Aidan O'Neill, were named Preseason All-Americans by College Sports Madness.
- ▶ The defense returns 10 starters and is now under the leadership of new defensive coordinator Lyndon Johnson.
- ▶ Linebackers Chris Tedder (74) and Diondre Wallace (66) are the top returning tacklers from last season.

2016 GAME-BY-GAME OFFENSIVE STARTERS

	X	LT	LG	C	RG	RT	Y	TE	FB	RB	QB
MSU											
UM											
SFU											
SBU											
VU											
UR											
UNH											
UD											
ELON											
WM											
URI											

2016 GAME-BY-GAME DEFENSIVE STARTERS

	DL	DL	DL	DL	LB	LB	LB	DB	DB	DB	DB
MSU											
UM											
SFU											
SBU											
VU											
UR											
UNH											
UD											
ELON											
WM											
URI											

TOWSON SCORING DRIVES

<u>Opponent</u>	<u>Qt.</u>	<u>Points</u>	<u>Plays</u>	<u>Yards</u>	<u>TOP</u>	<u>How Scored</u>
-----------------	------------	---------------	--------------	--------------	------------	-------------------

Opening vs. Morgan State

Saturday's game marks the 10th time the Tigers and Bears will meet in the season opener. Towson holds a 5-4 advantage, including a 42-3 victory in the 2011 season opener.

Season Openers

The Tigers are looking to get back on track in season openers after falling in each of the last three seasons. Despite the slide, Towson is 28-20 in season openers. The Tigers are 2-6 in season openers in the Ambrose era, with six of those games coming against FBS opponents.

Home-and-Home

The contest marks the first game of a home-and-home series in the Battle for Greater Baltimore. The teams will also open the 2018 season against each other at Morgan State. Talks to extend the series beyond 2018 are ongoing.

vs. Morgan State

The Tigers and Bears are meeting for the 24th time on the gridiron. Towson holds a 17-6 advantage in the series. The Tigers are 12-2 in games played at home and have won each of the last 12 home meetings.

Date	Location	Result
9/1/79	Towson, Md.	L, 7-34
9/6/80	Baltimore, Md.	L, 10-14
9/5/81	Towson, Md.	L, 13-17
10/9/82	Towson, Md.	W, 17-10
10/8/83	Towson, Md.	W, 48-0
11/10/84	Baltimore, Md.	W, 38-7
10/19/85	Towson, Md.	W, 52-8
10/18/86	Baltimore, Md.	W, 21-0
10/17/87	Towson, Md.	W, 39-10
11/20/93	Baltimore, Md.	W, 56-12
11/19/94	Towson, Md.	W, 42-7
9/3/98	Towson, Md.	W, 15-10
10/9/99	Baltimore, Md. (Hopkins)	L, 8-22
9/16/00	Towson, Md.	W, 31-7
9/29/01	Baltimore, Md.	Wot, 20-17
9/5/02	Towson, Md.	W, 49-28
8/30/03	Baltimore, Md.	L, 16-19
9/1/05	Towson, Md.	W, 29-26
9/2/06	Towson, Md.	W, 30-2
9/8/07	Baltimore, Md.	W, 28-21
9/6/08	Towson, Md.	W, 21-16
9/26/09	Baltimore, Md.	L, 9-12
9/3/11	Towson, Md.	W, 42-3

Last Game vs. Morgan State

The Tigers and Bears are meeting for the first time since the 2011 season opener. MSU opened the game by kicking a field goal on their opening possession. The Tigers then rattled off the next 42 points in a 42-3 victory.

GENERAL NOTES

Athlon Sports Power Poll (Preseason)

Team	Record	Prev Rank
1. North Dakota State	12-2	
2. James Madison	14-1	
3. South Dakota State	9-4	
4. Sam Houston State	12-1	
5. North Dakota	9-3	
6. Eastern Washington	12-2	
7. Richmond	10-4	
8. Villanova	9-4	
9. Jacksonville State	10-2	
10. Wofford	10-4	
11. New Hampshire	8-5	
12. Lehigh	12-3	
13. Northern Iowa	5-6	
14. Youngstown State	12-4	
15. Chattanooga	9-4	
16. Charleston Southern	7-4	
17. Central Arkansas	10-3	
18. Samford	7-5	
19. Western Illinois	6-5	
20. Albany	7-4	
21. Fordham	8-3	
22. Cal Poly	7-5	
23. Liberty	6-5	
24. McNeese State	6-5	
25. The Citadel	10-2	



Goaline Stand

In the 2008 meeting between the two teams, The Tigers rallied from a 16-7 deficit to take a 21-6 lead in the fourth quarter. The Bears followed by driving to the Tigers one-yard line. On fourth down, Scott Bullock and Marcus Valentine stopped the ball carrier just shy of the goaline. Sean Schaeffer followed by leading the Tigers on a 15-play drive that erased the final 9:21 seconds off the game clock to preserve the victory.

On this Date: Sept. 2

Saturday's game will mark the fourth time the Tigers will play a game on Sept. 2. Towson is 2-1 in the previous three games, including a 30-2 victory over Morgan State in 2006.

Year	Opponent	Result
2000	@ Fordham	W, 36-13
2006	Morgan State	W, 30-2
2010	@ Indiana	L, 17-51

Mahalak Back Under Center

Junior quarterback Morgan Mahalak returns as the starting quarterback after leading the Tigers to victories in each of their last three games of the season. Mahalak went 4-0 in games he started against FCS opponents in 2016.

All-Purpose Simpson

Shane Simpson returns as one of the top all-purpose backs in the FCS. Simpson averaged 166.8 all-purpose yards per game as a freshman. That led the CAA and ranked sixth in the FCS. The total was also the best by a freshman in the FCS.

The Return Game

The Tigers boasted the best kickoff return average in the FCS last season at 25.6 yards per return. The unit was led by Shane Simpson's 26.9 yard per return average. Team's will have to choose this season whether to kick to Simpson.

The Other Returner

If teams decide to kick away from Simpson, they will more than likely be kicking to junior Lyrics Klugh. That is not a bad option if you are a Tiger fan as Simpson was the backup to Klugh last season before he was slowed with an injury early in the season.

Plenty of Depth Out Wide

The Tigers lost their top two receivers from a season ago and return only three players who caught a pass last season. Towson will not have that big number receiver this season, but they are as deep at the position as they have ever been. The Tigers have the ability to rotate 6-8 receivers in any game.

Forcing Fumbles

Junior defensive back Monty Fenner is one of the best when it comes to forcing fumbles. Last season, Fenner led the CAA with four forced fumbles.

New Defensive Coordinator

The Tigers defense will be under new leadership this season as Lyndon Johnson takes over as the defensive coordinator. Johnson served as the running backs coach last season after previous stops working with the linebackers at Connecticut and Maryland.

Defensive Line From the 757

The Tigers defensive line features three players from the 757 area code. Senior Clifton Jones is from Virginia Beach, senior Kanya Anderson is from Chesapeake and junior Zain Harps Upshur is from Norfolk. Additionally, junior defensive back Monty Fenner is also from Chesapeake.

RED-ZONE SCORING

Opponent	Times In RZ	Times Scored	Total Pts	TDs	Rush TDs	Pass TDs	FGs Made	-----Failed to score inside RZ-----					
								FGA	Downs	Int	Fumb	Half	Game
Morgan State													
Maryland													
Saint Francis													
Stony Brook													
Villanova													
Richmond													
New Hampshire													
Delaware													
Elon													
William & Mary													
Rhode Island													
Totals													

GENERAL NOTES**Did You Know?**

Towson University is the only program in NCAA history to make the playoffs at the Division III, Division II and Division I levels.

Alums on Staff

Towson has no shortage of alums on its coaching staff. Head Coach Rob Ambrose graduated in 1993, while new running backs coach, Scott Van Zile, graduated in 1999 and defensive line coach, Konstantinos Kosmakos, graduated in 2006.

International Flavor

The Tigers will have three international players on their roster for the 2017 season. KJ Brandal is from Norway, while freshman Tibo Debaillie comes from Belgium and sophomore Malik Tyne is from Canada.

New Numbers

Fans will need to check their roster sheets early this season as several Tigers will be wearing new numbers this season.

Player	Old #	New #
Lyrics Klugh	26	2
Brandon Allen	82	4
Brandon Shepherd	36	6
Brent Richardson	35	11
Noah Staub	29	19
Jesus Barrio	70	81

Offensive Rookie of the Year Encore

Shane Simpson is the third Tiger running back to earn CAA Offensive Rookie of the Year honors since 2011. Each of the previous two backs went on to rush for over 1,000 yards in their sophomore seasons.

Player	Fr.	So.
Terrance West*	1,294-29TD	1,046-14TD
Darius Victor	629-7TD	1,305-12TD
Shane Simpson	784-3TD	

* - National FCS Rookie of the Year

Simpson and O'Neill Preseason Honors

Shane Simpson and Aidan O'Neill earned Preseason All-America honors from College Sports Madness. Simpson was honored as a second-team selection as a kickoff returner and O'Neill was honored as the third-team kicker.

Simpson Preseason All-CAA

Shane Simpson was selected to the Colonial Athletic Association Preseason Team as a kick returner. Simpson was honored as a first-team selection following the 2016 season.

Tigers in the NFL

The Tigers currently have six players on NFL rosters.

Player

Frank Beltre
Jermon Bushrod
Jordan Dangerfield
Tye Smith
Darius Victor
Terrance West

NFL Team

New York Jets
Miami Dolphins
Pittsburgh Steelers
Tennessee Titans
New Orleans Saints
Baltimore Ravens

Up Next

The Tigers hit the road to take on Maryland on Sept. 9. Kickoff is set for 12 p.m. and can be seen live on the Big Ten Network.

2017 HONORS**Aidan O'Neill**

- College Sports Madness Third-Team Preseason All-American Kicker

Shane Simpson

- College Sports Madness Second-Team Preseason All-American Kick Returner
- Preseason All-CAA Kick Returner



Monty Fenner, Rob Ambrose, Katherine Turner, Xavier Turner

WARDELL TURNER SCHOLARSHIP

Redshirt sophomore defensive back Monty Fenner was the inaugural winner of the Wardell Turner Memorial Scholarship.

The scholarship honors Sergeant Major Wardell B. Turner who was Killed in Action on November 24, 2014 in Kabul, Afghanistan. Sergeant Major Turner was serving in a NATO role advising Afghan security forces when his vehicle struck an Improvised Explosive Device.

The scholarship will be awarded annually to a defensive back on the football team that is in good academic standing and demonstrates the qualities and attributes exemplified by Wardell Turner; leadership, selfless service and commitment. Head Coach Rob Ambrose will award the scholarship.

GENERAL NOTES

TIGERS RECORD WHEN...

Overall	0-0
at home	0-0
on road	0-0
on grass	0-0
on field turf	0-0
in overtime	0-0
Towson wins coin toss	0-0
Towson scores first	0-0
Towson leads after 1st quarter	0-0
Towson leads at the half	0-0
Towson leads after 3rd quarter	0-0
Towson has more rushing yards	0-0
Towson has more passing yards	0-0
Towson has more total yards	0-0
Towson has less penalties	0-0
Towson has less turnovers	0-0
Towson scores under 20 points	0-0
Towson scores 20-29 points	0-0
Towson scores 30-39 points	0-0
Towson scores 40-49 points	0-0
Towson scores 50 points or more	0-0
Towson holds opponent under 30 points	0-0
Towson holds opponent under 20 points	0-0
Towson holds opponent under 10 points	0-0
Towson completes 50% of passes	0-0
Towson completes 60% of passes	0-0
Towson has 100-yard rusher	0-0
Opponent has 100-yard rusher	0-0
Towson has 300-yard passer	0-0
Opponent has 300-yard passer	0-0
Towson has 100-yard receiver	0-0
Opponent has 100-yard receiver	0-0
Towson defense scores	0-0
Opponent defense scores	0-0
Towson special teams score	0-0
Opponent special teams score	0-0

TALE OF THE TAPE



Towson	Morgan State
22.1	Points 16.7
368.7	Total Offense 280.8
156.5	Rushing Yards 119.9
36.5	Rushing Attempts/Game 39.1
4.3	Yards Per Carry 3.1
212.2	Passing Yardage 160.9
32.8	Passing Attempts/Game 29.1
12.3	Yards Per Pass Completion 11.5
27.6	Points Allowed 33.6
332.3	Total Defense 390.5
161.8	Rushing Yards Allowed 190.8
4.0	Yards Per Carry Allowed 4.6
170.5	Passing Yards Allowed 199.7
11.4	Yards Per Completion Allowed 12.6
-6	Turnover Margin -5

Leaders	Leaders
Knudson (1393)	Passing Yards Andrews (1366)
Knudson (6)	Passing TDs Andrews (11)
Simpson (784)	Rushing Yards Brown (455)
Victor (7)	Rushing TDs Harrell (3)
Dessenberg (60)	Receptions Martin (28)
Summers (5)	Receiving TDs 3 players (3)
Summers (968)	Receiving Yards Martin (400)
Tedder (74)	Tackles Gibson (77)
3 players (3.0)	Sacks Agbeleese (4.5)
Pettus-Dixon/Paye (2)	Interceptions Garnes (2)



THE LAST TIME...***THE LAST TIME TOWSON...*****30+ Rushing Attempts**

39, Terrance West vs. Eastern Illinois, 12-13-13

100 Yards Rushing

145, Deshaun Wethington at Dartmouth, 10-15-16

150 Yards Rushing

187, Shane Simpson vs. Elon, 11-5-16

200 Yards Rushing

202, Shane Simpson vs. William & Mary, 11-12-16

300 Yards Rushing

354, Terrance West at Eastern Illinois, 12-13-13

2 TD's Rushing

2, Darius Victor at South Florida, 9-3-16

3 TD's Rushing

3, Darius Victor vs. Holy Cross, 9-19-15

4 TD's Rushing

4, Darius Victor at Richmond, 10-1-16

20+ Completions

26, Morgan Mahalak at Rhode Island, 11-19-16

30+ Completions

35, Sean Schaefer vs. Villanova, 11-15-08

40+ Completions

47, Joe Lee at Lehigh, 10-30-99

30+ Passing Attempts

33, Ellis Knudson vs. Stony Brook, 10-8-16

40+ Passing Attempts

46, Morgan Mahalak at Rhode Island, 11-19-16

50+ Passing Attempts

59, Sean Schaefer vs. James Madison, 11-17-07

300+ Yards Passing

353, Morgan Mahalak at Rhode Island, 11-19-16

400+ Yards Passing

435, Sean Schaefer vs. Delaware, 10-28-06

500+ Yards Passing

567, Joe Lee at Lehigh, 10-30-99

3 TD's Passing

3, Connor Frazier vs. James Madison, 10-10-15

4 TD's Passing

4, Grant Enders vs. Rhode Island, 11-10-12

5+ TD's Passing

5, Sean Schaefer at Delaware, 10-28-06

2 TD's receiving

2, Christian Summers vs. Saint Francis, 9-10-16

3+ TD's receiving

3, Eric Yancey at Delaware, 10-28-06

10+ Receptions

10, Christian Summers at Rhode Island, 11-19-16

100+ Receiving yards

132, Christian Summers at Dartmouth, 11-19-16

106, Andre Dessenberg at Rhode Island, 11-19-16

150+ Receiving Yards

153, Spencer Wilkins vs. New Hampshire, 10-5-13

200+ Receiving Yards

232, Christian Summers vs. Saint Francis, 9-10-16

Kickoff Return For TD

81, Keon Paye vs. William & Mary, 11-12-16

Punt return For TD

49, Donnell Lewis vs. Saint Francis, 9-12-15

Interception For TD

34, Chris Tedder vs. Villanova, 10-24-15

86, Romell Haley vs. Villanova, 10-24-15

60+ punt

68, Jake Ryder at South Florida, 9-3-16

61, Jake Ryder at South Florida, 9-3-16

Scored a safety

at New Hampshire, 11-20-10

Fumble Return For TD

65, Donnell Lewis at Stony Brook, 10-17-15

Blocked Punt For TD

0, Fred Overstreet at Delaware State, 9-13-14

Blocked Punt

Jordan Mynatt vs. James Madison, 10-10-15

Blocked Field Goal

D'Sean Cummings vs. Saint Francis, 9-10-16

Blocked extra Point

Alfonso Augustine vs. North Carolina Central, 9-20-14

3 Interceptions In Game By One Player

3, Allante Harrison at Delaware, 9-11-04

4 field goals in a game

4, Sam Hurwitz vs. Delaware, 10-31-15

50+ Field Goal

55, Aidan O'Neill at Rhode Island, 11-19-16

Rush Of 65+ Yards

70, Shane Simpson vs. William & Mary, 11-12-16

Pass Of 65+ Yards

73, Peter Athens to Leon Kinnard vs. New Hampshire, 10-5-13

Rush Of 75+ Yards

79, Terrance West vs. Richmond, 10-26-13

Pass of 75+ Yards

94, Ellis Knudson to Christian Summers vs. Saint Francis, 9-10-16

THE LAST AN OPPONENT...**30+ Rushing Attempts**

32, Lyle McCombs, Rhode Island, 11-22-14

100 Yards Rushing

140, Kendell Anderson, William & Mary, 11-12-16

200 Yards Rushing

200, John Griffin, Northeastern, 10-24-09

300 Yards Rushing

348, Shun White, Navy, 8-30-08

20+ Completions

20, Kyle Lauletta, Richmond, 10-1-16

30+ Completions

35, Clint Trickett, West Virginia, 9-6-14

30+ Passing Attempts

31, Kyle Lauletta, Richmond, 10-1-16

40+ Passing Attempts

40, Zach Bednarczyk, Villanova, 10-24-15

50+ Passing Attempts

50, Jimmy Garoppolo, Eastern Illinois, 12-13-13

300+ Yards Passing

348, Clint Trickett, West Virginia, 9-6-14

400+ Yards Passing

409, Mike Potts, William & Mary, 11-4-06

3 TD's Passing

3, Kyle Lauletta, Richmond, 10-1-16

4 TD's Passing

5, Vad Lee, James Madison, 10-10-15

2 TD's receiving

2, Taurus Phillips, Villanova, 9-17-16

10+ Receptions

10, Brendan Flaherty, Holy Cross, 9-19-15

100+ Receiving yards

110, Taurus Phillips, Villanova, 9-17-16

Kickoff Return For TD

92, Charles Tutt, James Madison, 10-10-15

Punt return For TD

46, Dae'Quan Scott, James Madison, 11-23-13

Interception For TD

16, Prince Smith, Jr., New Hampshire, 10-22-16

Scored a safety

Holy Cross, 9-19-15

Fumble Return For TD

61, Brandon Ginnett, Rhode Island, 11-19-16

Blocked Punt

Brandon Waller, Richmond, 10-1-16

Blocked Field Goal

2, Dartmouth, 10-15-16

TWO DEEP**OFFENSE**

WR	7	Jabari Greenwood		6-3 195	Jr.
	11	Brent Richardson		6-1 200	RSo.
LT	72	Antonio Harris		6-4 300	RSr.
	70	D'Mitri Francis		6-3 326	Jr.
LG	67	Nico Russilillo		6-1 303	RFr.
	71	Brendan Cassels		6-3 285	RFr.
C	78	Nick Carnesale		6-1 282	RSo.
	67	Nico Russilillo		6-1 303	RFr.
RG	76	Zane Ventimiglia		6-3 300	Jr.
	74	Aaron Grzymkowski		6-4 255	RFr.
RT	68	Matt Kauffman		6-5 299	RJr.
	75	Andrew Garnett		6-5 294	RFr.
TE	42	Joe Green		6-2 235	RJr.
	81	Jesus Barrio		6-5 235	RJr.
WR	84	Shane Leatherbury		5-10 165	RSo.
	15	Trey Kilgore		6-1 185	RSr.
QB	6	Morgan Mahalak		6-3 205	RJr.
	16	Ryan Stover		6-4 215	RFr.
FB	46	Jordan Waite		6-1 238	RJr.
	45	Nick Vermillion		6-0 245	Fr.
RB	13	Shane Simpson		5-9 185	RSo.
	25	CJ Williams		6-0 215	Sr.

DEFENSE

DL	99	Kanyia Anderson		6-2 256	RSr.
	51	D'Sean Cummings		6-5 252	RSr.
DL	90	Zain Harps Upshur		6-1 283	RJr.
	63	Reece Burnett		6-2 350	RJr.
DL	73	Clifton Jones		6-2 268	RSr.
	94	Tibo Debaillie		6-3 265	Fr.
DL	31	Malik Tyne		6-2 234	RSo.
	53	Bryce Carter		6-3 230	RFr.
LB	12	Keon Paye		6-0 198	RSo.
	29	Nygil Johnson		6-3 200	Fr.
LB	56	Diondre Wallace		6-0 249	Jr.
	21	Abdoulaye Konate		5-11 220	Fr.
LB	50	Robert Heyward		5-10 210	So.
	38	Chris Tedder		6-0 215	Jr.
DB	2	Lyrics Klugh		5-10 175	Jr.
	24	Jamal Watson		6-0 175	RFr.
DB	8	Monty Fenner		6-0 190	RJr.
	6	Brandon Shepherd		5-11 195	Sr.
DB	33	Mitch Boals		5-11 185	Jr.
	35	Coby Tippet		5-10 195	Fr.
DB	17	Justice Pettus-Dixon		5-11 187	RSo.
	14	Tyron McDade		5-10 179	RSr.

SPECIALISTS

FG	30	Aidan O'Neill		6-1 182	So.
	48	Jordan Goodarz		5-11 175	Fr.
H	16	Pat Toomey		6-2 192	RJr.
	12	Triston Harris		6-2 190	RFr.
KR	13	Shane Simpson		5-9 200	RSo.
	2	Lyrics Klugh		5-10 175	Jr.
PR	2	Lyrics Klugh		5-10 175	Jr.
	13	Shane Simpson		5-9 200	RSo.
LS	98	Will Hayes		6-1 219	Sr.
	42	Joe Green		6-2 235	RJr.

 - State of Maryland residents

CAA STANDINGS - SCHEDULE**2017 Colonial Athletic Association Standings**

School	Conf	CPct.	Overall	Pct.	Streak
UAlbany	0-0	0.000	0-0	0.000	---
Delaware	0-0	0.000	0-0	0.000	---
Elon	0-0	0.000	0-0	0.000	---
James Madison	0-0	0.000	0-0	0.000	---
Maine	0-0	0.000	0-0	0.000	---
New Hampshire	0-0	0.000	0-0	0.000	---
Rhode Island	0-0	0.000	0-0	0.000	---
Richmond	0-0	0.000	0-0	0.000	---
Stony Brook	0-0	0.000	0-0	0.000	---
Towson	0-0	0.000	0-0	0.000	---
Villanova	0-0	0.000	0-0	0.000	---
William & Mary	0-0	0.000	0-0	0.000	---

***THIS WEEK'S SCHEDULE******Thursday, August 31***

Elon at Toledo, 7 p.m.

Delaware State at Delaware, 7 p.m.

Maine at New Hampshire, 7 p.m.

Rhode Island at Central Michigan, 7 p.m.

Friday, September 1

Richmond vs. Sam Houston State, 7 p.m.

Saturday, September 2

Villanova at Lehigh, 12:30 p.m.

William & Mary at Virginia, 3:30 p.m.

Stony Brook at South Florida, 4 p.m.

James Madison at East Carolina, 6 p.m.

Morgan State at Towson, 6 p.m.

Albany at Old Dominion, 6 p.m.

LAST WEEK'S RESULTS***CAA PLAYERS OF THE WEEK***

Sept. 4
Offense
Defense
Specialist
Rookie

Oct. 23
Offense
Defense
Specialist
Rookie

Sept. 11
Offense
Defense
Specialist
Rookie

Oct. 30
Offense
Defense
Specialist
Rookie

Sept. 18
Offense
Defense
Specialist
Rookie

Nov. 6
Offense
Defense
Specialist
Rookie

Sept. 25
Offense
Defense
Specialist
Rookie

Nov. 13
Offense
Defense
Specialist
Rookie

Oct. 2
Offense
Defense
Specialist
Rookie

Nov. 20
Offense
Defense
Specialist
Rookie

Oct. 9
Offense
Defense
Specialist
Rookie

Oct. 16
Offense
Defense
Specialist
Rookie

NUMERICAL ROSTER

No.	Player	Pos.	Ht.	Wt.	Cl.	Hometown / Previous School
2	Lyrics Klugh	DB	5-10	175	Jr.	Lyman, S.C. / Byrnes H.S.
3	Morgan Scroggins	WR	5-11	198	So.	Baltimore, Md. / Calvert Hall College H.S.
4	Brandon Allen	WR	6-0	192	R-So.	Lancaster, Pa. / McCaskey H.S.
6	Morgan Mahalak	QB	6-3	220	R-Jr.	Kentfield, Calif. / Oregon
6	Brandon Shepherd	DB	5-11	195	Sr.	Upper Marlboro, Md. / Stevenson
7	Jabari Greenwood	WR	6-3	195	Jr.	Washington, D.C. / Kentucky
7	Troy Vincent, Jr.	DB	5-10	200	Jr.	Rockville, Md. / North Carolina State
8	Monty Fenner	DB	6-0	190	R-Jr.	Chesapeake, Va. / Oscar F. Smith H.S.
8	Ellis Knudson	TE	6-2	241	R-Jr.	Alexandria, Va. / Hayfields H.S.
9	Sam Gallahan	WR	6-1	193	R-Jr.	Springfield, Va. / St. Stephen's and St. Agnes H.S.
10	Chris Greaves	WR	5-11	165	Fr.	Kensington, Md. / Albert Einstein H.S.
11	Jason Epps	QB	6-4	225	So.	Bowie, Md. / Lincoln
11	Brent Richardson	WR	6-1	200	R-So.	Cooksville, Md. / Glenelg H.S.
12	Triston Harris	QB	6-2	190	R-Fr.	Dover, Del. / Dover
12	Keon Paye	LB	6-0	217	R-So.	Olney, Md. / Good Counsel H.S.
13	Shane Simpson	RB	5-9	200	R-So.	Easton, Pa. / Easton H.S.
14	Tyron McDade	DB	5-10	179	R-Jr.	Bowie, Md. / Friendship Collegiate Academy
15	Trey Kilgore	WR	6-1	185	R-Sr.	Cincinnati, Ohio / Michigan State
15	Brion Seagraves	DB	6-0	190	Fr.	Greensboro, N.C. / Dudley H.S.
16	Ryan Stover	QB	6-4	215	R-Fr.	Oreland, Pa. / Upper Dublin H.S.
16	Pat Toomey	K/P	6-2	192	R-Jr.	Brick, N.J. / Red Bank Catholic H.S.
17	Justice Pettus-Dixon	DB	5-11	187	R-So.	Columbia, Md. / St. Frances Academy
18	Jabari Allen	WR	6-4	175	Fr.	Spotsylvania, Va. / Courtland H.S.
18	Tyler Raines	QB	6-3	199	Fr.	Columbia, Md. / Long Reach H.S.
19	Noah Staub	WR	6-3	197	R-Fr.	Hanover, Pa. / South Western H.S.
19	Kobe Young	RB	6-0	185	Fr.	Winston-Salem, N.C. / Parkland H.S.
20	Perry Comeau	DB	5-11	185	Fr.	Columbia, Md. / Hammond H.S.
20	Vashon McCants, Jr.	DB	6-0	180	Fr.	Sterling, Va. / Dominion H.S.
21	Abdoulaye Konate	LB	5-11	220	Fr.	New York, N.Y. / Wyoming Seminary Upper School
22	Eric Magnifico	FB	6-2	240	Fr.	Hanover, N.J. / Hanover Park H.S.
23	Jaelen Thompson	RB	5-11	190	Fr.	Middletown, Pa. / Middletown H.S.
24	Jamal Watson	DB	6-0	175	R-Fr.	Charlotte, N.C. / Myers Park H.S.
25	CJ Williams	RB	6-0	215	Sr.	Cockeysville, Md. / Bucknell
26	Rodney Dorsey	WR	5-9	175	Fr.	Frederick, Md. / Tuscarora H.S.
27	Adrian Platt	RB	5-7	187	Fr.	Germantown, Md. / Seneca Valley H.S.
28	Sherrod Hawkes	RB	5-11	200	Jr.	Baltimore, Md. / Hartnell College
29	Nygil Johnson	LB	6-3	200	Fr.	Midlothian, Va. / Manchester H.S.
30	Aidan O'Neill	K	6-1	182	So.	New Paltz, N.Y. / New Paltz H.S.
31	Malik Tyne	LB	6-2	234	R-So.	Ontario, Canada / John Carroll School
32	David Bryant	RB	6-0	230	So.	Woodstock, Md. / Monterey Peninsula College
32	D'Nard Graham	DB	6-0	185	So.	District Heights, Md. / Stonehill College
33	Mitch Boals	DB	5-11	185	Jr.	Schofield, Wis. / College of DuPage
34	Warren Buckner, Jr.	DB	5-10	175	Fr.	Avon Park, Fla. / Avon Park H.S.
35	Coby Tippet	DB	5-10	195	Fr.	Sharon, Mass. / Cheshire Academy
38	Chris Tedder	LB	6-0	215	Jr.	Henrico, Va. / Varina H.S.
39	Christian Johnson	LB	6-2	201	R-Fr.	Shenandoah W.Va. / Jefferson H.S.
40	Jindu Chiazor	FB	6-0	270	R-Jr.	Silver Spring, Md. / The Bullis School
42	Joe Green	TE	6-2	235	R-Jr.	Washington, D.C. / Kent State
43	James Scott	RB	6-1	230	R-Jr.	Gloucester, Va. / Gloucester H.S.
44	Zach Heron	TE	6-5	247	R-Jr.	Hampstead, Md. / Manchester Valley H.S.
45	Nick Vermillion	FB	6-0	245	Fr.	Davidsonville, Md. / Archbishop Spalding H.S.
46	Jordan Waite	FB	6-1	238	R-Jr.	Cheltenham, Md. / St. Stephens St. Agnes H.S.
48	Jordan Goodarz	K	5-11	175	Fr.	Hamilton, N.J. / Steinert H.S.
49	Marcel Allen	LB	5-11	225	Fr.	Baltimore, Md. / Milford Mill Academy
50	Robert Heyward	LB	5-10	220	R-So.	Savannah, Ga. / Calvary Day School
51	D'Sean Cummings	DL	6-5	252	R-Sr.	Clinton, Md. / Frederick Douglass H.S.
52	DyMelle Parker	LB	6-2	220	Fr.	Camden, N.J. / Camden H.S.
53	Bryce Carter	LB	6-3	230	R-Fr.	Steelton, Pa. / Steelton-Highspire H.S.
54	Cole Cheripko	OL	6-4	270	Fr.	Germantown, Md. / Northwest H.S.
55	Christian Dixon	LB	5-11	200	Fr.	Matthews, N.C. / Butler H.S.
56	Diondre Wallace	LB	6-0	235	Jr.	Baltimore, Md. / Arundel H.S.
57	KJ Brandal	OL	6-4	280	Sr.	Torod, Norway / IMG Academy
63	Reece Burnett	DL	6-2	350	R-Jr.	Springfield, Va. / Lake Braddock H.S.
65	Jackson Truitt	OL	6-2	280	Fr.	Middletown, Del. / Appoquinimink H.S.
67	Nico Russolillo	OL	6-1	303	R-Fr.	Frisco, Texas / Heritage H.S.
68	Matt Kauffman	OL	6-5	299	R-Jr.	York, Pa. / York Suburban H.S.
70	D'Mitri Francis	OL	6-3	326	Jr.	Port Charlotte, Fla. / San Jose City College
71	Brendan Cassels	OL	6-3	285	R-Fr.	Walkersville, Md. / Walkersville H.S.
72	Josh Diaz	OL	6-5	290	Fr.	Woddberry Forest, Va. / Woodberry Forest H.S.

NUMERICAL ROSTER

72	Antonio Harris	OL	6-4	300	R-Sr.	Upper Marlboro, Md. / Wise H.S.
73	Clifton Jones	DL	6-2	268	R-Sr.	Virginia Beach, Va. / Tallwood H.S.
74	Aaron Grzymkowski	OL	6-4	255	R-Fr.	Stevensville, Md. / Stevensville H.S.
75	Andrew Garnett	OL	6-5	294	R-Fr.	Upper Marlboro, Md. / Riverdale Baptist H.S.
76	Zane Ventimiglia	OL	6-3	300	Jr.	Red Bluff, Calif. / Butte College
77	Bryce Perkins	OL	6-3	285	Fr.	McSherrytown, Pa. / DeLone Catholic H.S.
78	Nick Carnesale	OL	6-1	282	R-So.	Hammonton, N.J. / Hammonton H.S.
79	Tommy Danagogo	DL	6-2	300	R-Fr.	Randallstown, Md. / Randallstown H.S.
80	Ryan Bowles	WR	6-4	180	R-So.	Leonardtown, Md. / St. Mary's Ryken
81	Jesus Barrio	TE	6-5	235	R-Jr.	McKinney, Texas / McKinney Boyd H.S.
83	Nick Gray	WR	6-1	198	So.	Morganza, Md. / Chopticon H.S.
84	Shane Leatherbury	WR	5-10	165	R-So.	Salisbury, Md. / Wor-Wic Community College
85	John Tsimis	WR	5-11	194	Sr.	Harrington Park, N.J. / Rutgers
86	Caleb Smith	WR	6-0	180	Fr.	Albany, N.Y. / La Salle Institute
87	Myles Wright	TE	6-2	234	Fr.	Baltimore, Md. / St. Frances Academy
88	Ryan Rutkowski	WR	6-2	190	R-Fr.	Broadlands, Va. / Briar Woods H.S.
89	Metise Moore	TE	6-4	235	Jr.	Park Hill, Colo. / City College of San Francisco
90	Zain Harps Upshur	DL	6-1	283	Sr.	Norfolk, Va. / Booker T. Washington H.S.
91	John Mullins III	DL	6-4	270	Fr.	Basking Ridge, N.J. / Ridge H.S.
92	Niquekko Cook	DL	6-5	238	R-Jr.	Odenton, Md. / Meade H.S.
93	John Lambert	LB	6-3	220	Jr.	Manchester, Conn. / Dean College
94	Tibo Debaillie	DL	6-3	265	Fr.	Gistel, Belgium / Ostend Pirates
95	Sam Gyeni	DL	6-0	272	Fr.	Gaithersburg, Md. / Quince Orchard H.S.
96	Quinn Cox	DL	6-2	267	R-So.	Arlington, Va. / Yorktown H.S.
97	Grant Udinski	DL	6-3	225	R-Jr.	Doylestown, Pa. / Davidson
98	Will Hayes	LS	6-1	219	Sr.	Winston-Salem, N.C. / North Forsyth H.S.
99	Kanyia Anderson	DL	6-2	256	R-Sr.	Chesapeake, Va. / Old Dominion

HEAD COACH: Rob Ambrose (Towson, 1993), 9th season

Assistant Coaches: Lyndon Johnson (Defensive Coordinator/Outside Linebackers)
 Jared Ambrose (Offensive Coordinator/Quarterbacks)
 John Donatelli (Offensive Line)
 Derrick Johnson (Cornerbacks)
 Joe Tricario (Safeties/Special Teams Coordinator)
 Jon Schwartz (Inside Linebackers/Recruiting Coordinator)
 Scott Van Zile (Running Backs)
 Mike Moyseenko (Wide Receivers)
 Konstantinos Kosmakos (Defensive Line)
 Dan Hernandez (Tight Ends/Fullbacks)
 Lance Yaniger (Director of Football Operations)
 Jeremy Pick (Strength and Conditioning)
 Nathan Wilder (Director of Sports Medicine)
 Tyler Fredlund (Assistant Athletic Trainer)

PRONUNCIATION GUIDE

Jabari Allen _____	Juh-BAR-e	Jabari Greenwood _____	Juh-BAR-e	Metise Moore _____	MUH-teese
Kanyia Anderson _____	Kuh-NYE	Aaron Grzymkowski _____	Grim-cow-ski	Keon Paye _____	PAY
Jesus Barrio _____	HAY-Seuss Barr-E-oh	Sam Gyeni _____	GEE-N-E	Nico Russolillo _____	Ruh-sill-E-O
Cole Cheripko _____	Shuh-RIP-co	Sherrod Hawkes _____	SHUH-rod	Brion Seagraves _____	BREE-on
Jindu Chiazor _____	Jin-DO CHEE-uh-zorr	Zach Heron _____	Hair-in	John Tsimis _____	SIM-is
Niquekko Cook _____	NEE-koe	Lyrics Klugh _____	CLUE	Malik Tyne _____	Muh-leak
D'Sean Cummings _____	Duh-Sean	Ellis Knudson _____	NUDD-son	Grant Udinski _____	U-din-ski
Tommy Danagogo _____	Dan-Uh-go-go	Abdoulaye Konate _____	Ab-do-lie-A KO-not-A	Zane Ventimiglia _____	VEN-tuh-migg-lee-uh
Tibo Debaillie _____	TEE-bow DUH-ball-ee	Morgan Mahalak _____	Muh-HALL-ick	Nick Vermillion _____	VER-million
Sam Gallahan _____	Gal-uh-han	Vashon McCant _____	VUH-shon		

HEAD COACH ROB AMBROSE**ROB
AMBROSE**

Head Coach

9th Season • Towson, '93



Over the last six years, Rob Ambrose has led Towson football to 44 wins, a pair of CAA championships and two NCAA FCS playoff appearances. Heading into his ninth season at the helm of the Tiger football program in 2017, Ambrose has his sights set on a return to the NCAA FCS National Championship game.

The 2015 Tigers returned to their winning ways as they put together a four-game winning streak en route to a 7-4 season. The defense carried the way as they recorded the first shutout over Delaware, and put together a streak of seven-straight scoreless quarters.

Coming off an NCAA FCS Championship game appearance the year before, the Tigers battled a plethora of injuries during the 2014 season. However, for the second-straight year, a Tiger was selected in the NFL Draft. Just one year after running back Terrance West was selected by the Cleveland Browns in the third round, cornerback Tye Smith went in the fifth round of the 2015 NFL Draft to the Seattle Seahawks.

You don't have to look very far back to find Ambrose's impact in the wins and losses column. In 2013, he guided the Tigers to a magical season as Towson reached the NCAA FCS championship game by beating No. 9 Fordham, No. 2 Eastern Illinois and No. 3 Eastern Washington in consecutive weeks. Towson finished the campaign with a 13-3 record; the 13 wins were a school record.

Ranked second in the final NCAA FCS polls, Towson won the Lambert/Meadowlands Award as the top FCS team in the East. The Tigers were also honored as the ECAC FCS Team of the Year.

During the 2012 season, Ambrose led the Tigers to a 7-4 record against an extremely difficult schedule. The Tigers lost to a pair of nationally-ranked FBS programs in Kent State and LSU. But, Towson finished the season with a 6-2 CAA record as the Tigers shared the league title.

In 2011, just his third season as the Tigers' head coach, Ambrose guided Towson to one of the most dramatic turnarounds in college football history. Only one season removed from a 1-10 record, the 2011 team became the "Turnaround Tigers" by going 9-3. Their 7.5-game improvement was the most dramatic improvement in NCAA Division I history.

Towson posted a 9-2 regular season record, beat six nationally-ranked teams and won the CAA championship outright with a 7-1 record

in 2011. The Tigers also made their first appearance in the NCAA FCS playoffs, becoming the first program to earn playoff berths at the Division III, Division II and FCS (I-AA) levels.

Once the season ended, Ambrose was honored as the 2011 CAA Coach of the Year, the AFCA District Coach of the Year and was a finalist for the Liberty Mutual Coach of the Year. In January 2012, he was the recipient of the Eddie Robinson Award as the top coach in FCS football.

The UConn years (2002-08)

Ambrose joined the staff at UConn as the Huskies grew from an NCAA Division I-AA program into a major college contender. During his seven seasons in Storrs, Connecticut, the Huskies were 49-36 with just two losing seasons. UConn made three bowl appearances in five years, debuted in the AP national rankings at 16th, and won a share of the Big East title in 2007.

Joining the staff as the quarterbacks coach, Ambrose played a major role in the development of Dan Orlovsky, the first UConn quarterback to play in the NFL as a fifth-round draft pick by the Detroit Lions. In 2008 as the offensive coordinator, Ambrose coached Donald Brown, an All-American and the 2008 BIG EAST Offensive Player of the Year. Brown led the nation with 2,083 yards on 367 carries and became the first UConn player to be selected in the first round of the NFL draft.

His first head coaching job – Catholic (2001)

Ambrose left Towson after the 2000 season to become the head coach at Catholic University, a Division III program in Washington, D.C. In one year at Catholic, Ambrose led the Cardinals to a 3-7 record.

As a Tiger assistant (1992-2000)

In nine years as a Tiger assistant, the team went 54-36 with only two losing seasons. Ambrose started as a student-assistant before being promoted to wide receivers coach in 1993, offensive coordinator in 1997 and then to associate head coach in 2000.

He coached four All-Americans in running back Tony Vinson, quarterback Dan Crowley, and wide receivers Mark Orlando and Jamal White. Vinson led the nation in rushing yards (2,016), all-purpose yards (2,073) and points

scored (138) in 1993. Vinson went on to be a fifth-round draft pick of the San Diego Chargers. Orlando earned All-America notice by catching 55 passes for 1,223 yards and 12 touchdowns.

In 1999, Towson led the nation in passing yardage, averaging 381.2 passing yards per game.

His collegiate playing career

As a player at Towson, Ambrose started his career as a quarterback but moved to wide receiver as a sophomore. In 1990, he caught four passes for 20 yards. As a junior, he had four catches for 35 yards. Three of those receptions were touchdown passes from Dan Crowley. He caught an 11-yard TD pass at James Madison, a seven-yard TD toss at Liberty and a 14-yard TD pass against Hofstra. An injury in the spring before his senior year forced Ambrose to the sidelines.

The Ambrose family

The Tigers' coach is the son of one of the most successful high school football coaches in Maryland. His father, Tim, was the head coach at Middletown for 31 years and won 249 games, leading the Knights to 14 Monocacy Valley League championships. He retired in 2013, just in time to follow the Tigers' march to the NCAA championship game. The former athletic director at Middletown, he stepped down as football coach after the 2004 season. Coach Ambrose's brother, Jared, was an assistant football coach at Delaware for two years before joining the Tigers' staff. He is currently the program's offensive coordinator.

Ambrose and his wife, Melissa, have two children: Grace and Riley.

THE AMBROSE FILE

2009-present _____ Towson, Head Coach
2006-08 _____ Connecticut, Off. Coord.
2002-05 _____ Connecticut, QB Coach
2001 _____ Catholic, Head Coach
2000 _____ Towson, Assoc. HC/OC
1997-99 _____ Towson, Offensive Coordinator
1992-96 _____ Towson, Wide Receivers

NOTABLE

Led Tigers to school-record 13 wins and first national championship game appearance in 2013.


2011 Eddie Robinson National Coach of the Year.

Helped Tigers to a 9-3 record in 2011, completing the largest turnaround in NCAA history, improving win total by 7.5 games.

Played collegiately at Towson for three years. Began career as a quarterback, before moving to wide receiver.


2017 GAME RECAPS

Sept. 2 • Johnny Unitas® Stadium • Towson, Md.

	MORGAN STATE	
	TOWSON	

TOWSON, Md. --

Sept. 9 • Maryland Stadium • College Park, Md.

	TOWSON	
	MARYLAND	

COLLEGE Park, Md. --


Sept. 16 • DeGol Field • Loretto, Pa.

	TOWSON	
	SAINT FRANCIS	

LORETTO, Pa. --

2017 GAME RECAPS

Oct. 23 • Kenneth P. LaValle Stadium • Stony Brook, N.Y.

	TOWSON	
	STONY BROOK	

STONY BROOK, N.Y. --

Sept. 30 • Johnny Unitas® Stadium • Towson, Md.

	VILLANOVA	
	TOWSON	

TOWSON, Md. --


Oct. 14 • Johnny Unitas® Stadium • Towson, Md.

	RICHMOND	
	TOWSON	

TOWSON, Md. --


2017 GAME RECAPS

Oct. 21 • Wildcat Stadium • Durham, N.H.

	TOWSON	
	NEW HAMPSHIRE	

DURHAM, N.H. --

Oct. 28 • Johnny Unitas® Stadium • Towson, Md.

	DELAWARE	
	TOWSON	

TOWSON, Md. --

Nov. 4 • Rhodes Stadium • Elon, N.C.

	TOWSON	
	ELON	

ELON, N.C. --

2017 GAME RECAPS

Nov. 11 • Zable Stadium • Williamsburg, Va.

	TOWSON	
	WILLIAM & MARY	

WILLIAMSBURG, Va. --

Nov. 18 • Johnny Unitas® Stadium • Towson, Md.

	RHODE ISLAND	
	TOWSON	

TOWSON, Md. --

INDIVIDUAL GAME-BY-GAME

Rushing (Att.-Yards-TD)

MSU UM SFU SB VU UR UNH DEL ELON WM RI

Receiving (Rec.-Yards-TD)

MSU UM SFU SB VU UR UNH DEL ELON WM RI

Passing (Comp.-Att.-Int.-Yards-TD)

	#6	#16
	Morgan	Ryan
	Mahalak	Stover
Morgan State		
Maryland		
Saint Francis		
Stony Brook		
Villanova		
Richmond		
New Hampshire		
Delaware		
Elon		
William & Mary		
Rhode Island		

Punting/Field Goals (Punts-Avg./FGM-FGA)

	#16	#30
	Pat	Aidan
	Toomey	O'Neill
	P	FG
Morgan State		
Maryland		
Saint Francis		
Stony Brook		
Villanova		
Richmond		
New Hampshire		
Delaware		
Elon		
William & Mary		
Rhode Island		

TEAM GAME-BY-GAME

<u>Game</u>	<u>Score</u>	<u>First Downs</u>	<u>Time of Possession</u>	<u>Rushing (No-Yds-TD)</u>	<u>Passing (Cmp-Att-Int-Yds-TD)</u>	<u>Total Offense (Plays-Yds-TD)</u>	<u>3rd Down Conv.</u>	<u>Fumbles-Lost</u>
TOWSON Morgan State								
TOWSON at Maryland								
TOWSON at Saint Francis								
TOWSON at Stony Brook								
TOWSON Villanova								
TOWSON Richmond								
TOWSON at New Hampshire								
TOWSON Delaware								
TOWSON at Elon								
TOWSON at William & Mary								
TOWSON Rhode Island								

BIG PLAYS**20-Yard Plus Plays**

Yds	Type	Player (s)	Opponent
100*	KR	Shane Simpson	New Hampshire
94*	Pass	Christian Summers from Ellis Knudson	Saint Francis
81*	KR	Keon Paye	William & Mary
70*	Rush	Shane Simpson	William & Mary
61	KR	Shane Simpson	USF
57	Rush	Shane Simpson	Elon
56	Pass	Christian Summers from Morgan Mahalak	USF
54	Pass	Christian Summers from Ellis Knudson	Saint Francis
53	KR	Shane Simpson	Villanova
47	Pass	Christian Summers from Ellis Knudson	Delaware
46	Pass	Andre Dessenberg from Ellis Knudson	Villanova
46	Rush	Shane Simpson	Richmond
45	KR	Lyrics Klugh	Stony Brook
43*	Pass	Christian Summers from Ellis Knudson	Saint Francis
41	Rush	Shane Simpson	William & Mary
39	Pass	Christian Summers from Morgan Mahalak	Elon
36	Pass	Christian Summers from Ellis Knudson	Stony Brook
36	KR	Shane Simpson	Stony Brook
36	KR	Shane Simpson	Delaware
35	Pass	Andre Dessenberg from Ellis Knudson	Saint Francis
35	Pass	Christian Summers from Ellis Knudson	Dartmouth
34	Pass	Christian Summers from Ellis Knudson	Stony Brook
32	Rush	Shane Simpson	Richmond
31	KR	Shane Simpson	Delaware
31	Rush	Shane Simpson	Stony Brook
31	Pass	Andre Dessenberg from Morgan Mahalak	William & Mary
30	KR	Shane Simpson	Elon
30	KR	Shane Simpson	Richmond
29	KR	Shane Simpson	USF
29	PR	Shane Simpson	Elon
29	KR	Shane Simpson	New Hampshire
28	Pass	Christian Summers from Ellis Knudson	Stony Brook
27	Pass	Christian Summers from Ellis Knudson	Villanova
27	KR	Shane Simpson	USF
26	Pass	Andre Dessenberg from Ellis Knudson	Richmond
26	KR	Shane Simpson	USF
26*	Pass	Andre Dessenberg from Morgan Mahalak	Elon
25	KR	Lyrics Klugh	Villanova
25	Pass	Christian Summers from Ellis Knudson	Dartmouth
25	Rush	Deshaun Wethington	Richmond
25	Pass	Romeo Harris from Ellis Knudson	Villanova
24	Pass	Sam Gallahan from Ellis Knudson	Stony Brook
24	KR	Shane Simpson	USF
24	KR	Lyrics Klugh	Stony Brook
24	Rush	Deshaun Wethington	New Hampshire
24*	Pass	Christian Summers from Morgan Mahalak	Elon
24	KR	Shane Simpson	Stony Brook
23	Pass	Andre Dessenberg from Ellis Knudson	Dartmouth
23	KR	Shane Simpson	William & Mary
23	INT	Monty Fenner	William & Mary
23	Rush	Deshaun Wethington	Stony Brook
23	Rush	Shane Simpson	Elon
23	KR	Shane Simpson	Elon
23	Pass	Andre Dessenberg from Morgan Mahalak	William & Mary
22	INT	Justice Pettus-Dixon	Richmond
22	KR	Shane Simpson	USF
22	KR	Shane Simpson	Saint Francis
22	Rush	Shane Simpson	Saint Francis
22	KR	Lyrics Klugh	Saint Francis
22	Pass	Andre Dessenberg from Ellis Knudson	Dartmouth
21	KR	Lyrics Klugh	Delaware
21	KR	Lyrics Klugh	Richmond
21	KR	Shane Simpson	USF
21	KR	Shane Simpson	Delaware
21	KR	Shane Simpson	Villanova
21	KR	Shane Simpson	Villanova
21	Pass	Christian Summers from Ellis Knudson	Saint Francis
21	Pass	Christian Summers from Morgan Mahalak	William & Mary
20*	Rush	Ellis Knudson	Saint Francis
20	KR	Shane Simpson	Villanova
20	INT	Diondre Wallace	Dartmouth
20	Pass	Andre Dessenberg from Ellis Knudson	Dartmouth
20	Rush	Shane Simpson	Elon
20	KR	Lyrics Klugh	Delaware

* touchdown scored on the play

Longest Plays By the Numbers

Longest Play by Yards	No.	TD
100+ _____	1 _____	1
90-99 _____	1 _____	1
80-89 _____	1 _____	1
70-79 _____	1 _____	1
60-69 _____	1 _____	0
50-59 _____	4 _____	0
40-49 _____	6 _____	1
30-39 _____	13 _____	0
20-29 _____	50 _____	3
Longest Play by Yards		
Rushing _____	14 _____	2
Passing _____	28 _____	4
Punt Returns _____	1 _____	0
Kick Returns _____	32 _____	2
Interceptions _____	3 _____	0
Fumble Returns _____	0 _____	0
Other _____	0 _____	0
Total _____	78 _____	8

20-Yard Plus By Player

Player	No.	TD	R	P	KR	PR	IR
Simpson	34	2	9	1	23	1	0
Summers	15	3	0	15	0	0	0
Dessenberg	10	1	0	10	0	0	0
Klugh	8	0	0	0	8	0	0
Wethington	3	0	3	0	0	0	0
Paye	1	1	0	0	1	0	0
Knudson	1	1	1	0	0	0	0
Victor	1	0	1	0	0	0	0
Wallace	1	0	0	0	0	0	1
Pettus-Dixon	1	0	0	0	0	0	1
Fenner	1	0	0	0	0	0	1
Gallahan	1	0	0	1	0	0	0
Harris	1	0	0	1	0	0	0
Total	78	8	14	28	32	1	3

* Fumble Return

Longest Plays of the Year**Rushing**

70 Shane Simpson vs William & Mary (11/12)

Rushing Touchdown

70 Shane Simpson vs William & Mary (11/12)

Passing

94 Christian Summers from Ellis Knudson vs. Saint Francis (9/10)

Passing Touchdown

94 Christian Summers from Ellis Knudson vs. Saint Francis (9/10)

Punt Return

29 Shane Simpson vs. Elon (11/5)

Kickoff Return

100 Shane Simpson vs. New Hampshire (10/22)

Interception Return

23 Monty Fenner vs. William & Mary (11/12)

Fumble Return

None

Punt

68 Jake Ryder vs. South Florida (9/3)

Field Goal

55 Aidan O'Neill vs. Rhode Island (11/19)

2016 TEAM STATS

Schedule & Results

	Overall	Home	Away	Neutral
ALL GAMES	4-7	3-2	1-5	0-0
CONFERENCE	3-5	2-2	1-3	0-0
NON-CONFERENCE	1-2	1-0	0-2	0-0

Date	Opponent	W/L	Score	Att.
Sep 03	at USF	L	20-56	35976
Sep 10	SAINT FRANCIS	W	35-28	8069
*Sep 17	at #21 Villanova	L	21-40	9025
*Oct 01	at #6 Richmond	L	28-31	8700
*Oct 08	STONY BROOK	L	20-27	7059
Oct 15	at Dartmouth	L	17-20	3124
*Oct 22	NEW HAMPSHIRE	L	7-21	5023
*Oct 29	at Delaware	L	6-20	17488
*Nov 05	ELON	W	23-6	4009
*Nov 12	WILLIAM & MARY	W	34-24	4354
*Nov 19	at Rhode Island	W	32-31	2543

* Denotes Colonial Athletic Association Game

Score by Quarters

	1	2	3	4	OT	Total
TOWSON	54	81	59	49	0	243
Opponents	66	115	61	62	0	304

Team Statistics

	Towson	Opponents
SCORING	243	304
Points Per Game	22.1	27.6
Points Off Turnovers	30	97
FIRST DOWNS	208	198
Rushing	100	95
Passing	100	90
Penalty	8	13
RUSHING YARDAGE	1722	1780
Yards gained rushing	1953	2053
Yards lost rushing	231	273
Rushing Attempts	401	444
Average Per Rush	4.3	4.0
Average Per Game	156.5	161.8
TDs Rushing	15	17
PASSING YARDAGE	2334	1875
Comp-Att-Int	190-361-14	164-249-9
Average Per Pass	6.5	7.5
Average Per Catch	12.3	11.4
Average Per Game	212.2	170.5
TDs Passing	10	18
TOTAL OFFENSE	4056	3655
Total Plays	762	693
Average Per Play	5.3	5.3
Average Per Game	368.7	332.3
KICK RETURNS: #-Yards	51-1305	41-730
PUNT RETURNS: #-Yards	11-74	18-130
INT RETURNS: #-Yards	9-84	14-241
KICK RETURN AVERAGE	25.6	17.8
PUNT RETURN AVERAGE	6.7	7.2
INT RETURN AVERAGE	9.3	17.2
FUMBLES-LOST	12-8	16-7
PENALTIES-Yards	66-604	48-431
Average Per Game	54.9	39.2
PUNTS-Yards	43-1908	54-2061
Average Per Punt	44.4	38.2
Net punt average	40.4	34.9
KICKOFFS-Yards	48-2535	60-3365
Average Per Kick	52.8	56.1
Net kick average	36.6	33.1
TIME OF POSSESSION/Game	29:26	30:34
3RD-DOWN Conversions	61/162	74/153
3rd-Down Pct	38%	48%
4TH-DOWN Conversions	14/32	4/8
4th-Down Pct	44%	50%
SACKS BY-Yards	20-135	14-95
MISC YARDS	36	-3
TOUCHDOWNS SCORED	27	40
FIELD GOALS-ATTEMPTS	18-22	9-11
ON-SIDE KICKS	0-5	0-0
RED-ZONE SCORES	(34-43) 79%	(31-37) 84%
RED-ZONE TOUCHDOWNS	(19-43) 44%	(23-37) 62%
PAT-ATTEMPTS	(25-25) 100%	(37-39) 95%
ATTENDANCE	28514	76856
Games/Avg Per Game	5/5703	6/12809
Neutral Site Games		0/0

2016 INDIVIDUAL STATS**Rushing**

	<u>GP</u>	<u>Att</u>	<u>Gain</u>	<u>Loss</u>	<u>Net</u>	<u>Avg</u>	<u>TD</u>	<u>Long</u>	<u>Avg/G</u>
Simpson	11	141	819	35	784	5.6	3	70	71.3
Wethington	10	75	453	15	438	5.8	1	40	43.8
Victor	4	82	364	10	354	4.3	7	20	88.5
Mahalak	5	23	105	36	69	3.0	0	34	13.8
Boyce	7	26	67	7	60	2.3	1	7	8.6
Dahlgren	2	6	34	9	25	4.2	0	16	12.5
Holder	11	2	11	0	11	5.5	0	10	1.0
Summers	11	2	11	3	8	4.0	1	11	0.7
Dessenberg	11	1	0	0	0	0.0	0	0	0.0
Ellis Knudson	8	35	89	90	-1	0.0	2	20	-0.1
TEAM	7	8	0	26	-26	-3.2	0	0	-3.7
Total	11	401	1953	231	1722	4.3	15	70	156.5
Opponents	11	444	2053	273	1780	4.0	17	42	161.8

Passing

	<u>G</u>	<u>Effic</u>	<u>Cmp-Att-Int</u>	<u>Pct</u>	<u>Yds</u>	<u>TD</u>	<u>Long</u>	<u>Avg/G</u>
Knudson	8	111.1	110-206-9	53.4	1393	6	94	174.1
Mahalak	5	115.3	74-137-2	54.0	890	4	56	178.0
Dahlgren	2	23.8	6-18-3	33.3	51	0	15	25.5
Total	11	108.3	190-361-14	52.6	2334	10	94	212.2
Opponents	11	145.7	164-249-9	65.9	1875	18	71	170.5

Receiving

	<u>G</u>	<u>No.</u>	<u>Yds</u>	<u>Avg</u>	<u>TD</u>	<u>Long</u>	<u>Avg/G</u>
Dessenberg	11	60	774	12.9	3	46	70.4
Summers	11	57	968	17.0	5	94	88.0
Gallahan	11	22	212	9.6	1	24	19.3
Vallely	11	9	91	10.1	1	19	8.3
Harris	11	9	70	7.8	0	25	6.4
Simpson	11	9	64	7.1	0	20	5.8
Holder	11	7	47	6.7	0	12	4.3
Kilgore	4	5	73	14.6	0	25	18.2
Wethington	10	4	20	5.0	0	8	2.0
Scroggins	9	2	17	8.5	0	11	1.9
Victor	4	2	3	1.5	0	5	0.8
Boyce	7	1	6	6.0	0	6	0.9
Johnson	11	1	0	0.0	0	0	0.0
Mahalak	5	1	0	0.0	0	0	0.0
Edmondson	8	1	-11	-11.0	0	0	-1.4
Total	11	190	2334	12.3	10	94	212.2
Opponents	11	164	1875	11.4	18	71	170.5

Punt Returns

	<u>No.</u>	<u>Yds</u>	<u>Avg</u>	<u>TD</u>	<u>Long</u>
Simpson	10	72	7.2	0	29
Klugh	1	2	2.0	0	2
Total	11	74	6.7	0	29
Opponents	18	130	7.2	0	35

Interceptions

	<u>No.</u>	<u>Yds</u>	<u>Avg</u>	<u>TD</u>	<u>Long</u>
Pettus-Dixon	2	23	11.5	0	22
Paye	2	0	0.0	0	0
Fenner	1	23	23.0	0	23
Klugh	1	18	18.0	0	18
Jeter	1	0	0.0	0	0
Wallace	1	20	20.0	0	20
Mynatt	1	0	0.0	0	0
Total	9	84	9.3	0	23
Opponents	14	241	17.2	2	100

Kick Returns

	<u>No.</u>	<u>Yds</u>	<u>Avg</u>	<u>TD</u>	<u>Long</u>
Simpson	34	915	26.9	1	100
Klugh	13	276	21.2	0	46
Paye	3	103	34.3	1	81
Dessenberg	1	11	11.0	0	11
Total	51	1305	25.6	2	100
Opponents	41	730	17.8	0	52

Fumble Returns

	<u>No.</u>	<u>Yds</u>	<u>Avg</u>	<u>TD</u>	<u>Long</u>
Total	0	0	0.0	0	0
Opponents	6	206	34.3	3	89

2016 INDIVIDUAL STATS

Scoring

	<u>TD</u>	<u>FGs</u>	<u>Kick</u>	<u>Rush</u>	<u>Rcv</u>	<u>Pass</u>	<u>DXP</u>	<u>Saf</u>	<u>Points</u>
O'Neill	0	18-22	25-25	0-0	0	0-0	0	0	79
Victor	7	0-0	0-0	0-0	0	0-0	0	0	42
Summers	6	0-0	0-0	0-0	0	0-0	0	0	36
Simpson	4	0-0	0-0	0-0	0	0-0	0	0	24
Dessenberg	3	0-0	0-0	0-0	0	0-0	0	0	18
Knudson	2	0-0	0-0	1-1	0	0-0	0	0	14
Wethington	1	0-0	0-0	0-0	0	0-0	0	0	6
Paye	1	0-0	0-0	0-0	0	0-0	0	0	6
Vallely	1	0-0	0-0	0-0	0	0-0	0	0	6
Boyce	1	0-0	0-0	0-0	0	0-0	0	0	6
Gallahan	1	0-0	0-0	0-0	0	0-0	0	0	6
Mahalak	0	0-0	0-0	0-0	0	0-1	0	0	0
Total	27	18-22	25-25	1-1	0	0-1	0	0	243
Opponents	40	9-11	37-39	0-0	0	0-1	0	0	304

All-Purpose Yards

	<u>G</u>	<u>Rush</u>	<u>Rec</u>	<u>PR</u>	<u>KOR</u>	<u>IR</u>	<u>Tot</u>	<u>Avg/G</u>
Simpson	11	784	64	72	915	0	1835	166.8
Summers	11	8	968	0	0	0	976	88.7
Dessenberg	11	0	774	0	11	0	785	71.4
Wethington	10	438	20	0	0	0	458	45.8
Victor	4	354	3	0	0	0	357	89.2
Klugh	10	0	0	2	276	18	296	29.6
Gallahan	11	0	212	0	0	0	212	19.3
Paye	11	0	0	0	103	0	103	9.4
Vallely	11	0	91	0	0	0	91	8.3
Kilgore	4	0	73	0	0	0	73	18.2
Harris	11	0	70	0	0	0	70	6.4
Mahalak	5	69	0	0	0	0	69	13.8
Boyce	7	60	6	0	0	0	66	9.4
Holder	11	11	47	0	0	0	58	5.3
Dahlgren	2	25	0	0	0	0	25	12.5
Pettus-Dixon	10	0	0	0	0	23	23	2.3
Fenner	11	0	0	0	0	23	23	2.1
Wallace	11	0	0	0	0	20	20	1.8
Scroggins	9	0	17	0	0	0	17	1.9
Knudson	8	-1	0	0	0	0	-1	-0.1
Edmondson	8	0	-11	0	0	0	-11	-1.4
TEAM	7	-26	0	0	0	0	-26	-3.7
Total	11	1722	2334	74	1305	84	5519	501.7
Opponents	11	1780	1875	130	730	241	4756	432.4

Total Offense

	<u>G</u>	<u>Plays</u>	<u>Rush</u>	<u>Pass</u>	<u>Total</u>	<u>Avg/G</u>
Knudson	8	241	-1	1393	1392	174.0
Mahalak	5	160	69	890	959	191.8
Simpson	11	141	784	0	784	71.3
Wethington	10	75	438	0	438	43.8
Victor	4	82	354	0	354	88.5
Dahlgren	2	24	25	51	76	38.0
Boyce	7	26	60	0	60	8.6
Holder	11	2	11	0	11	1.0
Summers	11	2	8	0	8	0.7
TEAM	7	8	-26	0	-26	-3.7
Total	11	762	1722	2334	4056	368.7
Opponents	11	693	1780	1875	3655	332.3

Punting

	<u>No.</u>	<u>Yds</u>	<u>Avg</u>	<u>Long</u>	<u>TB</u>	<u>FC</u>	<u>I20</u>	<u>50+</u>
Ryder	42	1922	45.8	68	2	4	17	18
TEAM	1	-14	-14.0	0	0	0	0	0
Total	43	1908	44.4	68	2	4	17	18
Opponents	54	2061	38.2	58	5	18	19	5

Field Goals

	<u>O'Neill</u>
FGM-FGA	18-22
Percentage	81.8
1-19	1-1
20-29	9-10
30-39	5-5
40-49	2-2
50-99	1-4
Long	55
Blocked	2

Field Goal Sequence

	<u>Towson</u>	<u>Opponents</u>
USF	(29),(33)	-
Saint Francis	(28),(29),52	30
Villanova	-	-
Richmond	-	(44),48
Stony Brook	(23),(27)	-
Dartmouth	(36),22,56	(25),(38)
New Hampshire	50	-
Delaware	(27),(21)	(30),(33)
Elon	(47),(37),(20)	(39),(38)
William & Mary	(27),(30)	(21)
Rhode Island	(19),(45),(37),(55)	(21)

Numbers in (parentheses) indicate field goal was made.

2016 DEFENSIVE STATS**Defensive Leaders**

	GP	Tackles			TFL/Yds	Sacks-Yards	Pass Def			Fumbles		Blkd	
		Solo	Ast	Total			Int-Yds	BrUp	QBH	Rcv-Yds	FF	Kick	Saf
38 Tedder	11	36	38	74	6.0 - 24	2.0 - 18	.	1	.	.	2	.	.
41 Mynatt	11	40	31	71	9.5 - 49	3.0 - 25	1 - 0	.	.	2 - 0	1	.	.
56 Wallace	11	38	28	66	4.0 - 12	1.0 - 7	1 - 20	.	.	.	1	.	.
8 Fenner	11	39	24	63	2.0 - 5	.	1 - 23	7	.	.	4	.	.
22 Barr	11	28	30	58	6.5 - 24	3.0 - 15	.	1	.	.	1	.	.
51 Cummings	11	19	36	55	2.0 - 6	1 - 0	.	1	.
12 Paye	11	33	17	50	1.0 - 2	.	2 - 0	1	.	1 - 0	1	.	.
6 Jeter	11	26	13	39	1.5 - 2	.	1 - 0	4	.	1 - 0	.	.	.
90 Harps Upshur	11	13	23	36	3.5 - 6	1.0 - 1	.	.	.	1 - 0	.	.	.
52 Jackson	10	18	17	35	1.0 - 1	1 - 0	.	.	.
26 Klugh	10	22	8	30	4.0 - 21	1.0 - 5	1 - 18	3
93 Tejada	10	15	14	29	3.5 - 14	1.0 - 9
50 Heyward	11	13	11	24	5.0 - 10
17 Pettus-Dixon	10	18	5	23	2.0 - 11	1.0 - 7	2 - 23	1
73 Jones	10	9	11	20	3.5 - 5	.	.	2	1
99 Anderson	10	10	7	17	4.0 - 23	3.0 - 21	.	.	2
58 Handy	11	5	9	14	2.0 - 15	2.0 - 15
21 Floyd	8	10	3	13
31 Tyne	10	3	6	9	2.0 - 12	1.0 - 7
11 Carter	3	4	3	7	1.0 - 2	.	.	1
35 Williams	7	4	1	5
42 Green	11	2	3	5
46 Waite	4	4	.	4	1.0 - 5	1.0 - 5
49 Holder	11	4	.	4
9 Gallahan	11	2	1	3
98 Hayes	11	1	2	3
91 Ryder	11	2	.	2
63 Burnett	8	1	1	2
43 Scott	9	2	.	2
19 Killikelly-Le	11	2	.	2
18 Dessenberg	11	1	.	1
16 Toomey	11	1	.	1
68 Kauffman	11	1	.	1
92 Cook	2	1	.	1
10 Harris	11	1	.	1
Total	11	428	342	770	65 - 249	20 - 135	9 - 84	21	3	7 - 0	10	1	.
Opponents	11	438	322	760	59 - 198	14 - 95	14 - 241	48	6	8 - 206	9	3	.