



BASEBALL
TOWSON

**2017 Towson University
Baseball Media Guide**



#3 Richie Palacios | Infielder | Sophomore

- Rated #28 shortstop by D1Baseball.com
- 2017 Preseason All-CAA
- 2016 1st Team Freshman All-American by NCBWA
- 2016 2nd Team Freshman All-American by D1Baseball.com
- 2016 2nd Team Freshman All-American by Baseball America
- 2016 Louisville Slugger Freshman All-American
- 2016 CAA Rookie of the Year
- 2016 Second Team All-CAA
- 2016 CAA All-Freshman Team

TABLE OF CONTENTS**GENERAL**

| | |
|-----------------------|-------------------------------------|
| Name of School | Towson University |
| City/Zip | Towson, Md. 21252 |
| Founded | 1866 |
| Enrollment | 22,343 |
| Nickname | Tigers |
| School Colors | Black and Gold |
| Conference | Colonial Athletic Association (CAA) |
| President | Dr. Kim E. Schatzel |
| Director of Athletics | Tim Leonard |

DIVISION I HISTORY

| | |
|-----------------------------------|-------------------|
| First Year of Division I Baseball | 1980 |
| Overall Division I Record | 841-944-13 (.471) |
| No. Years in CWS | None |
| Years in NCAA Regional | 3 |
| Years | 1988, 1991, 2013 |
| Last Postseason Opponent | Florida Atlantic |
| Result | L, 5-6 |

STADIUM FACTS

| | |
|------------------|-------------------------|
| Home Field | John B. Schuerholz Park |
| Capacity | 500 |
| Field Dimensions | 312-LF, 424-CF, 301-RF |
| Fence Height | 10 feet |
| Playing Surface | Natural Grass |

COACHING STAFF

| | |
|-------------------------|-----------------|
| Head Coach | Mike Gottlieb |
| Record at TU (Years) | 713-787-10 (29) |
| Overall Record (Years) | Same |
| Gottlieb's Office Phone | 410-704-3775 |
| Best Time to Call | Mornings |
| Assistant Coaches | Scott Roane |
| | Jon Karsos |
| | Eric Franc |

TEAM INFORMATION

| | |
|----------------------------------|-------------|
| 2016 Overall Record | 20-35 |
| CAA Record (Finish) | 10-14 (8th) |
| Home Record (CAA) | 12-10 (8-4) |
| Road Record (CAA) | 6-25 (2-10) |
| Neutral Record (CAA) | 2-0 (0-0) |
| Letterwinners Returning/Lost | 19/7 |
| Position Starters Returning/Lost | 8/2 |
| Pitchers Returning/Lost | 7/3 |
| Newcomers | 12 |

MEDIA RELATIONS

| | |
|--------------------------------------|-------------------|
| Director of Media Relations/Baseball | John Brush |
| Office Phone | 410-704-3102 |
| Cell Phone | 270-293-0590 |
| Email | jbrush@towson.edu |
| Fax | 410-704-3861 |
| Press Box Phone | 410-704-5810 |

**TABLE of CONTENTS**

| | |
|-------------------|---|
| Quick Facts | 1 |
| Media Information | 2 |
| 2017 Roster | 3 |
| 2017 Schedule | 4 |
| Schuerholz Park | 5 |

PLAYERS

| | |
|-------------------------------|----|
| Matt Allen | 6 |
| Mason Anderson | 7 |
| Clark Clatchey | 8 |
| Alex Cuas | 9 |
| John Drexel | 10 |
| Colin Dyer | 11 |
| A.J. Gallo | 12 |
| Colin Gimblet | 13 |
| Matt Golczewski | 14 |
| Mark Grunberg | 15 |
| Noah Hartwell | 16 |
| Tristan Howerton | 17 |
| David Marriggi | 18 |
| Trey Martinez | 19 |
| Richard Miller | 20 |
| Skyler Morris | 21 |
| Cuinn Mullins | 22 |
| Richie Palacios | 23 |
| Kevin Ross | 24 |
| Chris Ruszin | 25 |
| Jay Sanford | 26 |
| Dean Stramara | 27 |
| Kyle Stricker | 28 |
| Michael Adams / Logan Burke | 29 |
| Noah Cabrera / Andrew Cassard | 30 |
| Brendan Clark / Billy Lennox | 31 |
| Dirk Masters / Alex Parker | 32 |
| Andy Pineda / Bo Plagge | 33 |
| Kody Reeser / Matt Smith | 34 |
| Brandyn Vogtberger | 35 |

COACHING STAFF

| | |
|-----------------------------|-------|
| Head Coach Mike Gottlieb | 36-37 |
| Assistant Coach Scott Roane | 38 |
| Assistant Coach Jon Karsos | 39 |
| Assistant Coach Eric Franc | 39 |

SEASON REVIEW

| | |
|---------------------------------------|-------|
| 2016 Overall Stats | 40 |
| 2016 CAA Stats | 41 |
| 2016 Results | 42 |
| 2016 Miscellaneous Stats | 43 |
| 2016 Game Highs | 44 |
| 2016 Home Runs / Game-Winning RBIs | 45 |
| 2016 Team Game-by-Game Batting | 46 |
| 2016 Team Game-by-Game Pitching | 47 |
| 2016 Starting Lineup by Position | 48 |
| 2016 Starting Lineup by Batting Order | 49 |
| 2016 Linescores | 50-52 |
| 2016 CAA Standings / All-CAA | 53 |

RECORD BOOK

| | |
|--------------------------------|-------|
| Year-by-Year Leaders | 54-57 |
| Single-Season Batting Records | 58 |
| Single-Season Pitching Records | 59 |
| Career Batting Records | 60 |
| Career Pitching Records | 61 |
| Single-Game Records | 62 |
| Single-Season Team Records | 63 |
| All-Conference Selections | 64 |
| All-Americans | 65 |
| Tigers in the Pros | 66-67 |
| Yearly Results | 68 |

MEDIA INFORMATION



John Brush

Director of Media Relations
Phone _____ 410-704-3102
Email ___jbrush@towson.edu
~ Football
~ Baseball



Rob Knox

Associate Director
Phone _____ 410-704-4571
Email ___rknox@towson.edu
~ Men's Basketball
~ Softball
~ Men's and Women's Golf



Megan O'Brien

Assistant Director
Phone _____ 410-704-4972
Email ___mobrien@towson.edu
~ Volleyball
~ Women's Basketball
~ Women's Lacrosse



John Stark

Assistant Director
Phone _____ 410-704-6258
Email ___jcstark@towson.edu
~ Women's Soccer
~ Men's Lacrosse
~ social media



Jen Bolton

Intern
Phone _____ 410-704-2232
Email ___jnbolton@towson.edu
~ Field Hockey
~ Cross Country/Track and Field
~ M/W Swimming and Diving
~ Gymnastics
~ Women's Tennis

MEDIA INFORMATION

The 2017 edition of the Towson Baseball Media Guide has been produced to assist you in your coverage of the Tigers. Additional information, photographs and statistics are available upon request.

PRESS BOX

The Schuerholz Park Press Box is located directly behind home plate at the top of the bleachers. Access to the press box is restricted to members of the media covering the event.

STATISTICS/SERVICES

Packets, including statistics and game notes, will be available in the press box prior to the game. Final box scores will be provided to the media following each game.

RADIO

Visiting radio for all home baseball games will be seated in the second row of the press box.

POSTGAME INTERVIEWS

Towson head coach Mike Gottlieb and selected Towson players will be made available to media down the third-base line following a 10-minute "cooling off" period after the game.

COVERING PRACTICE

Practice sessions are generally open to the media. Media are required to contact the Towson media relations office to arrange easy access to players and coaches prior to or following practice. Practice times vary. Contact the Towson media relations office for practice times.

PHONE INTERVIEWS

The Towson Media Relations office requests media members to arrange phone interviews at least **24 HOURS** in advance. Phone interviews can be arranged by calling John Brush, director of media relations, at 410-704-3102. In maintaining Towson Athletics Department policy, individual phone numbers of student-athletes may not be released.

TOWSON MEDIA RELATIONS

The Towson media relations office is located on the third floor of the Towson Center.

ON THE WEB

Updated information on Towson baseball can be found on TowsonTigers.com. This official website is refreshed daily with game stories, box scores and statistics.

LIVE STATS

All Towson Baseball games during the 2016 season can be viewed play-by-play on the official athletics website TowsonTigers.com.

LIVE VIDEO

Select Towson Baseball games during the 2016 season can be watched live on the official athletics website TowsonTigers.com.



ROSTER

| No. | Name | Pos | B/T | Ht | Wt | Yr. | Hometown (High School) |
|-----|---------------------|-----|-----|------|-----|------|--|
| 1 | Mark Grunberg | OF | S/L | 5-9 | 175 | RSo. | Hagerstown, Md. (North Hagerstown HS) |
| 2 | Dirk Masters | INF | R/R | 5-7 | 150 | Fr. | Charlotte, N.C. (Catholic HS) |
| 3 | Richie Palacios | INF | L/R | 5-10 | 160 | So. | Brooklyn, N.Y. (Berkely Carroll School) |
| 4 | John Drexel | INF | R/R | 5-10 | 180 | Jr. | Pasadena, Md. (Chesapeake HS) |
| 6 | Andrew Cassard | OF | R/R | 5-10 | 170 | Fr. | Gambrills, Md. (Arundel HS) |
| 7 | Cuinn Mullins | OF | R/R | 5-11 | 205 | So. | Columbia, Md. (Wilde Lake HS) |
| 8 | Skyler Morris | RHP | R/R | 6-1 | 170 | So. | Nottingham, Md. (Boys Latin HS) |
| 9 | Matt Golczewski | LHP | R/L | 5-11 | 185 | RSr. | Bel Air, Md. (Patterson Mill HS) |
| 10 | Trey Martinez | C | R/R | 5-9 | 205 | So. | Montgomery Village, Md. (Gaithersburg HS) |
| 11 | Billy Lennox | INF | R/R | 5-9 | 180 | Jr. | Damascus, Md. (Frederick CC) |
| 12 | Alex Parker | RHP | R/R | 6-2 | 190 | Fr. | Westminster, Md. (McDonogh School) |
| 13 | Matt Smith | OF | L/R | 6-2 | 200 | Fr. | Salisbury, Md. (Parkside HS) |
| 14 | Clark Clatchey | OF | L/L | 5-9 | 166 | So. | Catonsville, Md. (Mount Saint Joseph HS) |
| 15 | Chris Ruszin | RHP | R/R | 6-1 | 195 | RSo. | Pasadena, Md. (Chesapeake HS) |
| 16 | David Marriggi | LHP | L/L | 5-9 | 160 | Jr. | Plains, Pa. (James M. Coughlin HS) |
| 17 | Mason Anderson | RHP | R/R | 6-1 | 175 | RSo. | Lumberton, N.J. (Rancocas Valley HS) |
| 18 | Logan Burke | INF | R/R | 6-2 | 220 | Jr. | Bettendorf, Iowa (Black Hawk-Moline) |
| 19 | Tristan Howerton | C | R/R | 5-9 | 160 | Jr. | Virgilina, Va. (Halifax County HS) |
| 20 | Kody Reeser | RHP | R/R | 5-11 | 180 | Fr. | York Haven, Pa. (Northeastern HS) |
| 21 | Dean Stramara | RHP | R/R | 5-10 | 160 | So. | Pottsville, Pa. (Blue Mountain HS) |
| 22 | Alex Cuas | RHP | R/R | 6-1 | 188 | RSo. | Brooklyn, N.Y. (Grand Street Campus HS) |
| 23 | Richard Miller | INF | L/R | 6-0 | 215 | So. | East Amherst, N.Y. (Canisius HS) |
| 24 | A.J. Gallo | OF | L/R | 5-10 | 180 | RSr. | Woodmere, N.Y. (Lawrence HS) |
| 25 | Colin Gimblet | OF | R/R | 6-2 | 210 | RJr. | Forest Hill, Md. (Calvert Hall HS) |
| 27 | Kevin Ross | RHP | R/R | 6-1 | 190 | RSr. | Silver Spring, Md. (Good Counsel HS) |
| 28 | Noah Hartwell | RHP | L/R | 5-11 | 160 | So. | Newtown, Pa. (Council Rock North HS) |
| 29 | Colin Dyer | OF | R/R | 6-2 | 175 | RSr. | Ellicott City, Md. (Howard HS) |
| 30 | Matt Allen | RHP | R/R | 6-3 | 200 | Sr. | Egg Harbor Township, N.J. (Egg Harbor Township HS) |
| 31 | Michael Adams | RHP | R/R | 6-5 | 220 | Jr. | Mechanicsburg, Pa. (Harford CC) |
| 32 | Jay Sanford | INF | R/R | 5-9 | 165 | So. | Sparta, N.J. (Pope John XXIII HS) |
| 33 | Brandyn Vogtsberger | RHP | R/R | 6-4 | 170 | Fr. | Huntingtown, Md. (Huntingtown HS) |
| 35 | Noah Cabrera | INF | R/R | 5-11 | 175 | Fr. | Rego Park, N.Y. (Benjamin Cardozo HS) |
| 38 | Andy Pineda | C | R/R | 5-10 | 210 | Fr. | Harrisburg, Pa. (Central Dauphin East HS) |
| 42 | Kyle Stricker | LHP | L/L | 6-2 | 190 | Sr. | Columbia, Md. (Oakland Mills HS) |
| 43 | Brendan Clark | INF | L/R | 5-8 | 155 | So. | Millersville, Md. (Severna Park HS) |
| 44 | Bo Plagge | OF | R/R | 6-1 | 195 | Fr. | Leonardtwn, Md. (Leonardtwn HS) |

Head Coach: 26 Mike Gottlieb (Towson, '79) - 30th season

Assistant Coach: Scott Roane (Davis & Elkins, '96) - 13th season

Assistant Coach: Jon Karsos (West Virginia State, '05) - 3rd season

Volunteer Assistant Coach: Eric Franc (Towson, '03) - 8th season

SCHEDULE

ROAD HEADQUARTERS

CSUN

Depart via Alaska Airlines
Thurs Feb. 23 - Mon. Feb. 27
Best Western Plus Carriage Inn
5525 Sepulveda Blvd
Sherman Oaks, CA 91411
818-285-3143

BIG 5 BASEBALL BASH

Depart via Academy Bus
Fri. March 17 - Sun. March 19
Spring Hill Suites
430 Plymouth Road
Plymouth Meeting, PA
610-940-0400

VIRGINIA

Depart via Academy Bus
Tues. March 21 - Thurs. March 23
English Inn of Charlottesville
2000 Morton Drive
Charlottesville, VA 22903
434-971-9900

EAST CAROLINA

Depart via Academy Bus
Thurs. March 23 - Sun. March 26
Holiday Inn Greenville
203 Greenville Blvd SW
Greenville, NC 27834
252-355-8300

HOFSTRA

Depart via Academy Bus
Thurs. April 6 - Sun. April 9
Hampton Inn Garden City
1 North Avenue
Garden City, NY 11530
516-227-2720

COLLEGE OF CHARLESTON

Depart via Southwest Airlines
Thurs. April 20 - Sun. April 23
Crowne Plaza Charleston
4831 Tanger Outlet BLVD
Charleston, SC 29418
843-744-4422

JAMES MADISON

Depart via Academy Bus
Fri. May 5 - Sun. May 7
Comfort Inn Staunton
1302 Richmond Avenue
Staunton, VA 24402
540-886-5000

FEBRUARY

| | | | | |
|------|----|-------------|------------------------|--------|
| Fri. | 24 | @ CSUN | Northridge, California | 5 p.m. |
| Sat. | 25 | @ CSUN (DH) | Northridge, California | 1 p.m. |
| Sun. | 26 | @ CSUN | Northridge, California | 3 p.m. |

MARCH

| | | | | |
|------|----|----------------------|--------------------------------|-----------|
| Fri. | 3 | Wagner | Schuerholz Park | 2:30 p.m. |
| Sat. | 4 | Wagner | Schuerholz Park | 2 p.m. |
| Sun. | 5 | Wagner | Schuerholz Park | 1 p.m. |
| Tue. | 7 | @ Delaware State | Dover, Delaware | 2 p.m. |
| Wed. | 8 | @ UMBC | Catonsville, Maryland | 2:30 p.m. |
| Sat. | 11 | Norfolk State | Schuerholz Park | 2 p.m. |
| Sun. | 12 | Norfolk State (DH) | Schuerholz Park | 1 p.m. |
| Fri. | 17 | vs. La Salle ! | Philadelphia, Pennsylvania | 3 p.m. |
| Sat. | 18 | @ Villanova ! | Plymouth Meeting, Pennsylvania | 1 p.m. |
| Sun. | 19 | vs. Saint Joseph's ! | Philadelphia, Pennsylvania | 1 p.m. |
| Tue. | 21 | @ Virginia | Charlottesville, Virginia | 4 p.m. |
| Wed. | 22 | @ Virginia | Charlottesville, Virginia | 4 p.m. |
| Fri. | 24 | @ East Carolina | Greenville, North Carolina | 6:30 p.m. |
| Sat. | 25 | @ East Carolina | Greenville, North Carolina | 4 p.m. |
| Sun. | 26 | @ East Carolina | Greenville, North Carolina | 1 p.m. |
| Tue. | 28 | @ George Washington | Washington, D.C. | 3 p.m. |
| Wed. | 29 | Coppin State | Schuerholz Park | 3:30 p.m. |
| Fri. | 31 | Northeastern* | Schuerholz Park | 3 p.m. |

APRIL

| | | | | |
|------|----|--------------------------|------------------------------|-----------|
| Sat. | 1 | Northeastern* | Schuerholz Park | 2 p.m. |
| Sun. | 2 | Northeastern* | Schuerholz Park | 1 p.m. |
| Tue. | 4 | @ George Mason | Fairfax, Virginia | 3 p.m. |
| Wed. | 5 | Cornell | Schuerholz Park | 3:30 p.m. |
| Fri. | 7 | @ Hofstra* | Hempstead, New York | 3 p.m. |
| Sat. | 8 | @ Hofstra* | Hempstead, New York | 1 p.m. |
| Sun. | 9 | @ Hofstra* | Hempstead, New York | 1 p.m. |
| Tue. | 11 | @ Navy | Annapolis, Maryland | 3 p.m. |
| Wed. | 12 | Delaware State | Schuerholz Park | 3:30 p.m. |
| Fri. | 14 | Elon* | Schuerholz Park | 3 p.m. |
| Sat. | 15 | Elon* | Schuerholz Park | 2 p.m. |
| Sun. | 16 | Elon* | Schuerholz Park | 1 p.m. |
| Tue. | 18 | @ UMES | Princess Anne, Maryland | 3 p.m. |
| Wed. | 19 | George Washington | Schuerholz Park | 3:30 p.m. |
| Fri. | 21 | @ College of Charleston* | Mt. Pleasant, South Carolina | 6 p.m. |
| Sat. | 22 | @ College of Charleston* | Mt. Pleasant, South Carolina | 2:30 p.m. |
| Sun. | 23 | @ College of Charleston* | Mt. Pleasant, South Carolina | 1 p.m. |
| Tue. | 25 | Bucknell | Schuerholz Park | 3:30 p.m. |
| Wed. | 26 | Mount St. Mary's | Emmitsburg, Maryland | 3:30 p.m. |
| Fri. | 28 | William & Mary* | Schuerholz Park | 3 p.m. |
| Sat. | 29 | William & Mary* | Schuerholz Park | 2 p.m. |
| Sun. | 30 | William & Mary* | Schuerholz Park | 1 p.m. |

MAY

| | | | | |
|-----------|-------|------------------|----------------------------|-----------|
| Tue. | 2 | George Mason | Schuerholz Park | 3:30 p.m. |
| Wed. | 3 | vs. Maryland \$ | Ripken Stadium | 7 p.m. |
| Fri. | 5 | @ James Madison* | Harrisonburg, Virginia | 7 p.m. |
| Sat. | 6 | @ James Madison* | Harrisonburg, Virginia | 5 p.m. |
| Sun. | 7 | @ James Madison* | Harrisonburg, Virginia | 2 p.m. |
| Fri. | 12 | @ Delaware* | Newark, Delaware | 3 p.m. |
| Sat. | 13 | @ Delaware* | Newark, Delaware | 1 p.m. |
| Sun. | 14 | @ Delaware* | Newark, Delaware | 1 p.m. |
| Thurs. | 18 | UNCW* | Schuerholz Park | 3 p.m. |
| Fri. | 19 | UNCW* | Schuerholz Park | 3 p.m. |
| Sat. | 20 | UNCW* | Schuerholz Park | 1 p.m. |
| Wed.-Sat. | 24-27 | @ CAA Tournament | Wilmington, North Carolina | TBA |

All times are eastern

* - designates CAA games

! - Big Five Baseball Bash

\$ - game played at Ripken Stadium (Aberdeen, Maryland)

SCHUERHOLZ PARK

The 2016 Towson baseball team is playing its 16th full season in John B. Schuerholz Park.

On April 29, 2001, the project became a reality when Schuerholz Park was dedicated before the Tigers played a doubleheader against Northeastern.

The project, which involved a major renovation and expansion to the existing baseball facility, was completed in mid-April. Included in the project are permanent seating, a press box, a concessions area and rest room facilities.

A large crowd, which included many Tiger baseball alumni, was on hand for the dedication ceremonies. More than 125 college baseball fans, including 50 former Tiger players, contributed toward the completion of the project.

One of the unique features of Schuerholz Park is the distinctive brick work that is a mixture of beige and reddish brown brick.

Schuerholz Park is named in honor of John B. Schuerholz, a 1962 Towson graduate and former baseball player. Currently the president of the Atlanta Braves, he was the driving force behind the project.

A Baltimore native and a member of the Towson Athletic Hall of Fame, he was a three-sport standout for the Tigers. He earned all-conference honors in baseball and soccer at Towson.

He provided the lead gift for the Schuerholz Park project and served as the chairman of the fund-raising drive. Schuerholz Park is named in honor of Mr. Schuerholz and his father.

Honored as Towson's Alumnus of the Year in 1986, he was the general manager of the Kansas City Royals from 1981 to 1991 and led the Royals to the world championship in 1985.

Soon after graduating from Towson, Schuerholz began a career in professional baseball. After teaching at a middle school for three years,

he joined the Baltimore Orioles as an assistant in 1966. In 1968, he joined a new expansion team, the Kansas City Royals. He joined the Royals for the 1969 season, their first season in baseball.

In 1970, Schuerholz was named as the Royals Assistant Farm Director. He was promoted to Farm Director in 1975. He became the Royals Director of Player Procurement and Development in 1976 and was promoted to Vice-President for Player Personnel in 1979. In 1981, the Royals named him Executive Vice-President and General Manager, a position he held for ten years.

During his tenure in Kansas City, the Royals won their only World Series title, two American League pennants and six divisional championships.


In 1991, he joined the Atlanta Braves and directed the Braves' 14-year run of unprecedented success. Since 1991, the Braves have the best record in the major leagues and they won a major league-record 14-straight divisional titles and five National League pennants. The Braves won the 1995 World Series, beating Cleveland in six games.

He was honored as the Major League's Executive of the Year in 1985, an award he also earned with the Braves in 1991. He is the first baseball executive to be the general manager of world championship teams in both the American League and the National League.

Schuerholz and his wife, Karen, reside in the Atlanta area. They are the parents of a son and a daughter.

Since Schuerholz Park opened, it has given the Tigers a significant home field advantage.

In 2012, the Tigers posted a 17-8 record at Schuerholz Park and ended the regular season with a dramatic three-game sweep over James Madison, earning them a berth in the CAA Tournament.



RETURNERS

MATT ALLEN

Senior • Right-Handed Pitcher • 6-1 • 170 • R/R
Egg Harbor Township, New Jersey • Egg Harbor Township

30



CAREER BESTS

Innings: _____ 4.0, at George Mason (4/15/15)
Long Start: _____ 3.0, at Virginia (3/15/16)
Short Start: _____ 3.0, at Virginia (3/15/16)
Long Relief: _____ 4.0, at George Mason (4/15/15)
Strikeouts: _____ 3, 2x, last at George Mason (5/17/16)
Pitches Thrown: _____ 63, at George Mason (4/15/15)

2016: Appeared in 8 games...went 0-1 with a 5.23 ERA...made first career start against Virginia...allowed two runs over three innings...tossed two shutout innings at home against UMBC...followed it up with a scoreless inning against Delaware State.

2015: Appeared in 11 games, all out of the bullpen...went 0-1 with a 6.59 ERA and two saves...pitched two scoreless innings against UMES to earn his first save...allowed one run and struck out three over four innings to pick up the save at George Mason...had back-to-back scoreless outings against Delaware State and Northeastern.

2014: Appeared in five games, all out of the bullpen...struck out three over seven innings...made collegiate debut at Houston...tossed season-high 3.2 innings...did not allow a run in two-thirds of an inning at Georgetown...fanned two over a scoreless inning at William & Mary.

HIGH SCHOOL: Played for head coach Bryan Carmichael at Egg Harbor Township High School...went 2-4 with a 3.05 ERA as a senior...led the league in strikeouts in his 48 innings of work...earned honorable mention All-Cape Atlantic League honors...also played basketball for the Eagles...four-time Varsity Scholar.

PERSONAL: Born March 17, 1995...son of Russell and Kathleen Allen...has one older brother...older brother played baseball at Stevens Institute of Technology...favorite MLB team is the Los Angeles Angels...favorite player is Mike Trout...favorite actor is Mark Wahlberg...most memorable moment was carrying a no-hitter into extra innings in a game against Atlantic City...majoring in molecular biology, biochemistry and bioinformatics.

CAREER STATS

All Games

| Year | G-GS | W-L | ERA | SV | CG | SH | IP | H | R | ER | BB | SO |
|---------------|-------------|------------|-------------|----------|----------|----------|-------------|-----------|-----------|-----------|-----------|-----------|
| 2014 | 5-0 | 0-0 | 5.14 | 0 | 0 | 0 | 7.0 | 7 | 4 | 4 | 6 | 3 |
| 2015 | 11-0 | 0-1 | 6.59 | 2 | 0 | 0 | 13.2 | 25 | 13 | 10 | 9 | 6 |
| 2016 | 8-1 | 0-1 | 5.23 | 0 | 0 | 0 | 10.1 | 14 | 6 | 6 | 5 | 5 |
| Totals | 24-1 | 0-2 | 5.81 | 2 | 0 | 0 | 31.0 | 46 | 23 | 20 | 20 | 14 |

CAA Games

| Year | G-GS | W-L | ERA | SV | CG | SH | IP | H | R | ER | BB | SO |
|---------------|------------|------------|--------------|----------|----------|----------|------------|-----------|----------|----------|----------|----------|
| 2014 | 2-0 | 0-0 | 5.40 | 0 | 0 | 0 | 1.2 | 2 | 1 | 1 | 2 | 3 |
| 2015 | 3-0 | 0-0 | 20.25 | 0 | 0 | 0 | 2.2 | 10 | 7 | 6 | 5 | 1 |
| 2016 | 1-0 | 0-0 | 0.00 | 0 | 0 | 0 | 0.1 | 0 | 0 | 0 | 1 | 0 |
| Totals | 6-0 | 0-0 | 13.50 | 0 | 0 | 0 | 4.2 | 12 | 8 | 7 | 8 | 4 |



RETURNERS

MASON ANDERSON

RS-Sophomore • Right-Handed Pitcher • 6-1 • 175 • R/R
Lumberton, New Jersey • Rancocas Valley

17

**CAREER BESTS**

Innings: _____ 4.0, vs. Bryant (3/9/15)
Long Start: _____ None
Short Start: _____ None
Long Relief: _____ 4.0, vs. Bryant (3/9/15)
Strikeouts: _____ 2, 2x, last vs. George Mason (4/8/15)
Pitches Thrown: _____ 58, 2x, last vs. Cornell (4/1/15)

2016: Appeared in one game before season was cut short due to injury...did not allow a run in one-third of an inning at UMBC.

2015: Appeared in 13 games out of the bullpen...went 0-1 with a 11.90 ERA...made college debut at USC...tossed a scoreless inning against Marshall...threw a season-high four innings in relief in the second game of the doubleheader against Bryant...had back-to-back perfect innings against Bucknell and George Washington.

HIGH SCHOOL: Played for head coach Dave Hower at Rancocas Valley High School...finished his senior season with a 0.50 ERA...allowed just one earned run in his last two starts...struck out 12 over 15 innings in two victories.

PERSONAL: Born October 25, 1995...son of Robert and Stacy Anderson...has one brother...favorite professional team is the New York Mets...favorite pro athlete is Cole Hamels...hobbies included working on cars...most memorable experience was going to Florida with his high school team...majoring in business-finance.

**CAREER STATS****All Games**

| Year | G-GS | W-L | ERA | SV | CG | SH | IP | H | R | ER | BB | SO |
|---------------|-------------|------------|--------------|----------|----------|----------|-------------|-----------|-----------|-----------|-----------|-----------|
| 2015 | 13-0 | 0-1 | 11.90 | 0 | 0 | 0 | 19.2 | 32 | 31 | 26 | 14 | 11 |
| 2016 | 1-0 | 0-0 | 0.00 | 0 | 0 | 0 | 0.1 | 0 | 0 | 0 | 2 | 0 |
| Totals | 14-0 | 0-1 | 11.70 | 0 | 0 | 0 | 20.0 | 32 | 31 | 26 | 16 | 11 |

CAA Games

| Year | G-GS | W-L | ERA | SV | CG | SH | IP | H | R | ER | BB | SO |
|---------------|------------|------------|-------------|----------|----------|----------|------------|----------|----------|----------|----------|----------|
| 2015 | 1-0 | 0-0 | 0.00 | 0 | 0 | 0 | 0.2 | 0 | 0 | 0 | 1 | 0 |
| 2016 | 0-0 | 0-0 | 0.00 | 0 | 0 | 0 | 0.0 | 0 | 0 | 0 | 0 | 0 |
| Totals | 1-0 | 0-0 | 0.00 | 0 | 0 | 0 | 0.2 | 0 | 0 | 0 | 1 | 0 |

RETURNERS

CLARK

CLATCHEY

Sophomore • Outfielder • 5-9 • 166 • L/L
 Catonsville, Maryland • Mount Saint Joseph



14

CAREER HIGHS

At-Bats: _____ 4, 3x, last vs. George Washington (4/12/16)
Hits: _____ 2, 2x, last at Northeastern (5/21/16)
Runs: _____ 1, 4x, last vs. Navy (3/17/16)
RBIs: _____ 1, 6x, last at Northeastern (5/21/16)
Walks: _____ 1, 4x, last at Northeastern (5/21/16)
Hit Streak: _____ 4 games (2/20/16-2/28/16)

2016: Appeared in 21 games, making 10 starts in the outfield...hit .227 with six RBIs and four runs scored...scored his first career run in the season opener at New Mexico State...collected his first collegiate hit the next day...hit began a four-game hitting streak and a streak of three-straight games with an RBI...had first two-hit game in a midweek game against George Washington...closed the season by going 2-for-2 with a walk against Northeastern.

HIGH SCHOOL: Played for head coach Jody Harris at Mount Saint Joseph High School...hit .337 in earning MIAA "A" Conference honors as a senior...selected as a Brooks Robinson All-Star...named a preseason MSABC All-State selection prior to his senior year.

PERSONAL: Born May 20, 1997...son of Pat and Melanie Clatchey...has one brother...favorite professional team is the Tampa Bay Rays...favorite movie is *Blades of Glory*...majoring in sports management.

CAREER STATS

All Games

| Year | G-GS | Avg. | AB | R | H | 2B | 3B | HR | RBI | BB | SO | SB-A |
|---------------|--------------|-------------|-----------|----------|-----------|----------|----------|----------|----------|----------|-----------|------------|
| 2016 | 21-10 | .227 | 44 | 4 | 10 | 0 | 0 | 0 | 6 | 4 | 11 | 1-3 |
| Totals | 21-10 | .227 | 44 | 4 | 10 | 0 | 0 | 0 | 6 | 4 | 11 | 1-3 |

CAA Games

| Year | G-GS | Avg. | AB | R | H | 2B | 3B | HR | RBI | BB | SO | SB-A |
|---------------|------------|-------------|----------|----------|----------|----------|----------|----------|----------|----------|----------|------------|
| 2016 | 4-0 | .500 | 4 | 0 | 2 | 0 | 0 | 0 | 1 | 2 | 0 | 0-1 |
| Totals | 4-0 | .500 | 4 | 0 | 2 | 0 | 0 | 0 | 1 | 2 | 0 | 0-1 |



RETURNERS**ALEX
CUAS**RS-Sophomore • Right-Handed Pitcher • 6-1 • 188 • R/R
Brooklyn, New York • Hagerstown CC**22****CAREER BESTS**

Innings: _____ 1.0, at New Mexico State (2/20/16)
Long Start: _____ None
Short Start: _____ None
Long Relief: _____ 1.0, at New Mexico State (2/20/16)
Strikeouts: _____ 1, at New Mexico State (2/20/16)
Pitches Thrown: _____ 31, at New Mexico State (2/20/16)

2016: Appeared in one game before season was cut short due to injury...struck out one in one inning of work at New Mexico State.

HAGERSTOWN COMMUNITY COLLEGE: Played one season at Hagerstown Community College...went 6-3 with a 2.09 ERA and one save...appeared in 11 games, making three starts...struck out 78 and walked 14 over 73.1 innings...garnered second-team all-region and All-Maryland JUCO honors...selected to the All-Region XX Tournament team...allowed two earned runs and struck out eight in a complete-game victory over Allegany College of Maryland...fanned a season-best 13 over 8.2 innings against Chesapeake College...struck out 10 in a complete-game victory over Harford Community College.

HIGH SCHOOL: Played for head coach Melvio Martinez at Grand Street Campus High School...went 18-1 with a 0.51 ERA and 151 strikeouts in his high school career...earned Perfect Game Northeast High honorable mention honors as a junior and senior...helped the Wolves to the 2012 PSAL Class A City Championship.

PERSONAL: Born October 6, 1996...son of Jose and Belkys Cuas...has one brother and one sister...brother, Jose, played baseball at Maryland and is currently in the Milwaukee Brewers organization...favorite professional teams are the New York Mets, Boston Red Sox and Los Angeles Lakers...favorite athlete is Pedro Martinez...most memorable experience was visiting the Dominican Republic with his entire family...majoring in sports management.

**CAREER STATS****All Games**

| Year | G-GS | W-L | ERA | SV | CG | SH | IP | H | R | ER | BB | SO |
|---------------|------------|------------|--------------|----------|----------|----------|------------|----------|----------|----------|----------|----------|
| 2016 | 1-0 | 0-0 | 36.00 | 0 | 0 | 0 | 1.0 | 4 | 4 | 4 | 1 | 1 |
| Totals | 1-0 | 0-0 | 36.00 | 0 | 0 | 0 | 1.0 | 4 | 4 | 4 | 1 | 1 |

CAA Games

| Year | G-GS | W-L | ERA | SV | CG | SH | IP | H | R | ER | BB | SO |
|---------------|------------|------------|-------------|----------|----------|----------|------------|----------|----------|----------|----------|----------|
| 2016 | 0-0 | 0-0 | 0.00 | 0 | 0 | 0 | 0.0 | 0 | 0 | 0 | 0 | 0 |
| Totals | 0-0 | 0-0 | 0.00 | 0 | 0 | 0 | 0.0 | 0 | 0 | 0 | 0 | 0 |

RETURNERS

**JOHN
DREXEL**

Junior • Infielder • 5-10 • 180 • R/R
Pasadena, Maryland • Chesapeake



4

CAREER HIGHS

At-Bats: _____ 4, 3x, last at George Mason (4/12/16)
Hits: _____ 2, at Hofstra (4/12/15)
Runs: _____ 4, at Hofstra (4/12/15)
RBIs: _____ 2, at Northeastern (5/21/16)
Walks: _____ 3, vs. Delaware State (4/29/15)
Hit Streak: _____ 5 games (4/8/15-4/14/15)

2016: Appeared in 20 games, making nine starts...hit .194 with a home run and four RBIs...delivered a pinch-hit RBI single in his first at bat of the season...came off the bench and hit a walkoff home run to defeat Mount St. Mary's...drove in a pair of runs in the season finale at Northeastern.

2015: Appeared in 24 games, making 15 starts...hit .150 with 14 walks and 11 runs scored...made his collegiate debut at USC...walked and scored a run in a victory over Bryant...drove in his first run at Navy... went 2-for-4 with an RBI, two walks and career-best four runs scored in a victory over Hofstra in the series finale...put together a five-game hitting streak during the month of April.

HIGH SCHOOL: Played for head coach Kenny King at Chesapeake High School...helped the Cougars to the 4A state championship as a senior...hit .447 with 17 RBIs and 26 runs scored...two time all-county selection...selected to participate in the Brooks Robinson All-Star Game...hit .380 with 12 runs scored as a junior...posted a .420 batting average as a sophomore.

PERSONAL: Born December 4, 1995...son of David and Eileen Drexel...has one brother...uncle, Bart, played baseball at Alabama... favorite teams are the Baltimore Orioles and Baltimore Ravens... favorite athlete is Manny Machado...most memorable moment was winning state championship his senior year...majoring in health care management.

CAREER STATS

All Games

| Year | G-GS | Avg. | AB | R | H | 2B | 3B | HR | RBI | BB | SO | SB-A |
|---------------|--------------|-------------|-----------|-----------|-----------|----------|----------|----------|----------|-----------|-----------|------------|
| 2015 | 24-15 | .150 | 40 | 11 | 6 | 0 | 0 | 0 | 3 | 14 | 11 | 0-1 |
| 2016 | 20-9 | .194 | 31 | 4 | 6 | 1 | 0 | 1 | 4 | 13 | 10 | 1-1 |
| Totals | 44-24 | .169 | 71 | 15 | 12 | 1 | 0 | 1 | 7 | 27 | 21 | 1-2 |

CAA Games

| Year | G-GS | Avg. | AB | R | H | 2B | 3B | HR | RBI | BB | SO | SB-A |
|---------------|-------------|-------------|-----------|----------|----------|----------|----------|----------|----------|----------|----------|------------|
| 2015 | 7-3 | .364 | 11 | 6 | 4 | 0 | 0 | 0 | 2 | 5 | 3 | 0-0 |
| 2016 | 8-4 | .200 | 15 | 0 | 3 | 1 | 0 | 0 | 2 | 4 | 5 | 1-1 |
| Totals | 15-7 | .269 | 26 | 6 | 7 | 1 | 0 | 0 | 4 | 9 | 8 | 1-1 |



RETURNERS

COLIN DYER

RS-Senior • Outfielder • 6-2 • 175 • R/R
Ellicott City, Maryland • Howard



29

CAREER HIGHS

At-Bats: _____ 6, at Norfolk State (3/12/16)
Hits: _____ 3, 5x, last vs. Delaware (5/13/16)
Runs: _____ 3, 5x, last vs. Elon (4/19/15)
RBIs: _____ 4, 2x, last at Norfolk State (3/12/16)
Walks: _____ 2, 5x, last at Kennesaw State (3/25/16)
Hit Streak: _____ 6 games (4/27/16-5/7/16)

2016: Appeared in all 55 games, making 51 starts...started the first 10 games at second base before moving to first base...hit .241 with seven doubles, six triples, three home runs and 21 RBIs...tied for third in the CAA in triples...finished 15-of-18 in stolen bases...collected a double and triple in the victory over Richmond...drove in four runs, including a three-run triple in the top of the 14th inning, in a 6-3 victory over Norfolk State...tripled in back-to-games twice during the season...had two hits, two RBIs and scored two runs in a victory over Mount St. Mary's...recorded five hits in the first two games against Delaware.

2015: Appeared in 51 games, making 40 starts...hit .276 with eight doubles, one triple, one home run and 27 RBIs...also drew 25 walks and scored 35 runs...went 6-for-10 with three runs scored in the series at College of Charleston...doubled and drove in a career-best four runs in the victory over UNCW...scored three runs and drove in two more in series finale victory over Hofstra...went 2-for-4 with a double, triple, two RBIs and three runs scored in a victory over George Mason...collected his first career home run in the series finale against Elon...finished game with three RBIs and three runs scored...made his way onto the national scene with an over-the-shoulder catch against Delaware that turned into the Top Play on ESPN Sportscenter Top 10.

2014: Appeared in nine games, making five starts...hit .308 with two RBIs and five runs scored...went 1-for-3 with a run scored in collegiate debut against Houston...drove in a run with a sacrifice fly against Georgetown...had three hits and scored three runs against George Mason...ended season with two hits against UMBC.

2013: Red-shirted.

HIGH SCHOOL: Three-year starter for head coach Nicholas Hoffner at Howard High School...earned All-Howard County honors after hitting .357 with six doubles and 21 runs scored as a senior...hit .436 with nine doubles, one triple and one home run as a junior...also played basketball for the Lions...member of the national honor society and honored as Howard's Scholar-Athlete of the Year award winner.

PERSONAL: Born January 27, 1994...son of Christopher and Cindy Dyer...has one brother...favorite professional team is the Baltimore Orioles...favorite major league player is Derek Jeter, while Michael Jordan ranks as his favorite athlete...favorite movie is *Saving Private Ryan*...majoring in business-marketing.

CAREER STATS

All Games

| Year | G-GS | Avg. | AB | R | H | 2B | 3B | HR | RBI | BB | SO | SB-A |
|---------------|---------------|-------------|------------|-----------|-----------|-----------|----------|----------|-----------|-----------|-----------|--------------|
| 2013 | Red-shirted | | | | | | | | | | | |
| 2014 | 9-5 | .308 | 26 | 5 | 8 | 0 | 0 | 0 | 2 | 1 | 8 | 1-1 |
| 2015 | 51-40 | .276 | 156 | 35 | 43 | 8 | 1 | 1 | 27 | 25 | 34 | 8-10 |
| 2016 | 55-51 | .241 | 199 | 34 | 48 | 7 | 6 | 3 | 21 | 13 | 45 | 15-18 |
| Totals | 115-96 | .260 | 381 | 74 | 99 | 15 | 7 | 4 | 50 | 39 | 87 | 24-29 |

CAA Games

| Year | G-GS | Avg. | AB | R | H | 2B | 3B | HR | RBI | BB | SO | SB-A |
|---------------|--------------|-------------|------------|-----------|-----------|----------|----------|----------|-----------|-----------|-----------|--------------|
| 2013 | Red-shirted | | | | | | | | | | | |
| 2014 | 2-0 | .000 | 2 | 0 | 0 | 0 | 0 | 0 | 0 | 0 | 2 | 0-0 |
| 2015 | 24-24 | .310 | 87 | 18 | 27 | 4 | 0 | 1 | 20 | 17 | 16 | 5-5 |
| 2016 | 24-24 | .213 | 89 | 13 | 19 | 2 | 3 | 1 | 3 | 5 | 19 | 7-10 |
| Totals | 50-48 | .258 | 178 | 31 | 46 | 6 | 3 | 2 | 23 | 22 | 37 | 12-15 |



RETURNERS

**A.J.
GALLO**

RS-Senior • Outfielder • 5-10 • 180 • L/R
Woodmere, New York • Saint Joseph College

24



CAREER HIGHS

At-Bats: _____ 6, vs. George Mason (5/17/16)
Hits: _____ 4, vs. Delaware State (4/27/16)
Runs: _____ 4, vs. Delaware State (4/27/16)
RBIs: _____ 5, vs. Hofstra (4/1/16)
Walks: _____ 2, 5x, last Norfolk State (3/12/16)
Hit Streak: _____ 8 games (3/6/16-3/17/16)

2016: Started all 55 games in the outfield...hit .252 with five doubles, one home run and 33 RBIs...collected 14 multi-hit games, including a career-best four hits in a victory over Delaware State...also scored four runs in that contest...had six hits and drove in four runs in the opening series at New Mexico State...put together a season-best eight-game hit streak over the first two weeks in March...went 3-for-5 with a double, triple and five RBIs in the series opener against Hofstra...homered and drove in three in the series-opening victory over James Madison.

2015: Appeared in 50 games, making 33 starts...hit .331 with six doubles, two triples, three home runs and 30 RBIs...also scored 29 runs...tied for the team lead in batting average...came off the bench to go 2-for-2 with a double in the series opener against Bryant...collected three hits and drove in two runs in the series finale against NJIT...went 5-for-11 in the series at College of Charleston...delivered a pinch hit, three-run homer in the bottom of the eighth to cap and eight run inning in a comeback victory over William & Mary...followed it up by going 5-for-8 in the final two games of the series...drove in three runs in a road victory over George Mason...blasted two home runs and drove in career-best four against Mount St. Mary's.

2014: Red-shirted due to NCAA transfer rules.

SAINT JOSEPH'S COLLEGE: Spent one year at Saint Joseph's College.

HIGH SCHOOL: Played for head coach Dennis Leonard at Lawrence High School...three-time all-conference performer...hit .520 with one home run and 12 RBIs as a senior...batted .420 as a junior and .409 as a sophomore...also played basketball and volleyball...two-time all-conference honoree in volleyball.

PERSONAL: Born November 12, 1994...son of John and Donna Gallo...uncle, Thomas DiCeglio, played baseball at St. John's and in the Minnesota Twins Farm System...favorite team is the New York Yankees...favorite MLB player is Derek Jeter...favorite athlete is Michael Jordan...majoring in business-finance with a minor in psychology.



CAREER STATS

All Games

| Year | G-GS | Avg. | AB | R | H | 2B | 3B | HR | RBI | BB | SO | SB-A |
|---------------|---------------|-------------|------------|-----------|------------|-----------|----------|----------|-----------|-----------|-----------|--------------|
| 2014 | Red-shirted | | | | | | | | | | | |
| 2015 | 50-33 | .331 | 145 | 29 | 48 | 6 | 2 | 3 | 30 | 18 | 31 | 4-10 |
| 2016 | 55-55 | .252 | 226 | 27 | 57 | 5 | 1 | 1 | 33 | 15 | 47 | 11-16 |
| Totals | 105-88 | .283 | 371 | 56 | 105 | 11 | 3 | 4 | 63 | 33 | 78 | 15-26 |

CAA Games

| Year | G-GS | Avg. | AB | R | H | 2B | 3B | HR | RBI | BB | SO | SB-A |
|---------------|--------------|-------------|------------|-----------|-----------|----------|----------|----------|-----------|-----------|-----------|-------------|
| 2014 | Red-shirted | | | | | | | | | | | |
| 2015 | 23-18 | .325 | 77 | 16 | 25 | 3 | 0 | 1 | 14 | 12 | 16 | 3-4 |
| 2016 | 24-24 | .208 | 96 | 12 | 20 | 1 | 1 | 1 | 17 | 2 | 20 | 4-6 |
| Totals | 47-42 | .260 | 173 | 28 | 45 | 4 | 1 | 2 | 31 | 14 | 36 | 7-10 |

RETURNERS**COLIN
GIMBLET**RS-Junior • Outfielder • 6-2 • 210 • R/R
Forest Hill, Maryland • Calvert Hall**25****CAREER HIGHS**

At-Bats: _____ 6, at Norfolk State (3/12/16)
Hits: _____ 3, 5x, last at Kennesaw State (3/26/16)
Runs: _____ 3, vs. UNCW (3/29/15)
RBIs: _____ 3, vs. Cornell (4/1/15)
Walks: _____ 3, vs. NJIT (3/15/15)
Hit Streak: _____ 7 games (4/30/16-5/14/16)

2016: Appeared in 51 games, making 49 starts...hit .263 with 16 doubles, one triple and 16 RBIs...opened the Presbyterian series by going 3-for-4 with a pair of doubles...added three hits and scored a pair of runs in the extra-inning victory over Norfolk State...collected two doubles and drove in two runs in the victory over James Madison.

2015: Appeared in 40 games, making 29 starts...hit .298 with four doubles and 14 RBIs...scored 18 runs and drew 12 walks...collected three multi-hit games over a four-game span in early March...went 2-for-3 with a double, two RBIs and three runs scored in the middle game against UNCW...drove in season-high three runs in 3-for-5 effort against Cornell...collected four hits over the final two games at James Madison...went 3-for-5 with an RBI against Mount St. Mary's.

2014: Red-shirted.

HIGH SCHOOL: Played for head coach Lou Eckerl at Calvert Hall High School...earned All-MIAA honors...helped the Cardinals to back-to-back MIAA championships...hit .400 with three home runs and 32 RBIs as a senior...delivered game-winning single in MIAA championship game as a junior...finished season by hitting .380 with four home runs and 28 RBIs...hit six home runs as a sophomore...also played football.

PERSONAL: Born September 22, 1995...son of Jim and Jeni Gimblet...both parents are Towson graduates...majoring in exercise science.

**CAREER STATS****All Games**

| Year | G-GS | Avg. | AB | R | H | 2B | 3B | HR | RBI | BB | SO | SB-A |
|---------------|--------------|-------------|------------|-----------|-----------|-----------|----------|----------|-----------|-----------|-----------|------------|
| 2014 | Red-shirted | | | | | | | | | | | |
| 2015 | 40-29 | .298 | 114 | 18 | 34 | 4 | 0 | 0 | 14 | 12 | 18 | 1-4 |
| 2016 | 51-49 | .263 | 194 | 22 | 51 | 16 | 1 | 0 | 16 | 19 | 41 | 4-5 |
| Totals | 91-78 | .276 | 308 | 40 | 85 | 20 | 1 | 0 | 30 | 31 | 59 | 5-9 |

CAA Games

| Year | G-GS | Avg. | AB | R | H | 2B | 3B | HR | RBI | BB | SO | SB-A |
|---------------|--------------|-------------|------------|-----------|-----------|-----------|----------|----------|-----------|----------|-----------|------------|
| 2014 | Red-shirted | | | | | | | | | | | |
| 2015 | 17-11 | .283 | 46 | 9 | 13 | 4 | 0 | 0 | 9 | 2 | 9 | 0-0 |
| 2016 | 24-24 | .272 | 92 | 10 | 25 | 8 | 1 | 0 | 10 | 6 | 18 | 1-2 |
| Totals | 41-35 | .275 | 138 | 19 | 38 | 12 | 1 | 0 | 19 | 8 | 27 | 1-2 |

RETURNERS

**MATT
GOLCZEWSKI**

RS-Senior • Left-Handed Pitcher • 5-11 • 185 • L/L
Bel Air, Maryland • Patterson Mill



CAREER BESTS

Innings: _____ 7.0, vs. James Madison (4/10/16)
Long Start: _____ 5.0, 3x, last at Presbyterian (2/26/16)
Short Start: _____ 3.0, at College of Charleston (3/20/15)
Long Relief: _____ 7.0, vs. James Madison (4/10/16)
Strikeouts: _____ 7, vs. James Madison (4/10/16)
Pitches Thrown: _____ 122, vs. James Madison (4/10/16)

2016: Appeared in 17 games...first five appearances came as a starter... went 3-1 with a 4.08 ERA and one save...ranked second on the team in appearances and innings pitched (57.1)...allowed just one run over four innings in the season opener against New Mexico State...pitched 2.2 innings of relief to earn victory over Coppin State...followed it up by retiring all five hitters he faced to earn the save against Kennesaw State...struck out seven over seven shutout innings of relief to earn the victory over James Madison...picked up victory over College of Charleston after giving up one earned run over 2.1 innings.

2015: Appeared in 13 games, making two starts...went 1-3 with a 5.45 ERA...allowed an unearned run over three innings against Marshall... gave up two runs over five innings in his first start against NJIT...earned his first victory by getting the final two outs in the series finale against Hofstra...surrendered just one earned run over six innings against Elon.

2014: Appeared in 10 games, making one start...went 1-1 with a 6.60 ERA...retired only hitter he faced in debut against Georgetown...struck out two over two scoreless innings against Coppin State...tossed 3.2 innings, allowing one earned run, to earn first collegiate victory against George Mason...made first career start against Maryland, allowing two earned runs over five innings.

DELAWARE: Spent one year at Delaware, but did not pitch.

HIGH SCHOOL: Played for head coach Matt Roseland at Patterson Mill High School...two-time First-Team All-Harford County selection... went 8-4 with a 2.86 ERA as a senior in leading the Huskies to the state semifinals...struck out 78 over 77 innings...also hit .447 with nine doubles, four triples and two home runs...went 6-4 with a 3.05 ERA, while hitting .393 with two home runs and 23 RBIs as a junior...also played basketball and soccer...member of the national honor society.

PERSONAL: Born May 2, 1994...son of Greg and Nancy Golczewski... has one brother and two sisters...favorite MLB player is Andy Pettitte... favorite movie is *Remember The Titans*...majoring in business-finance and economics.



CAREER STATS

All Games

| Year | G-GS | W-L | ERA | SV | CG | SH | IP | H | R | ER | BB | SO |
|---------------|-------------|------------|-------------|----------|----------|----------|--------------|------------|-----------|-----------|-----------|-----------|
| 2014 | 10-1 | 1-1 | 6.60 | 0 | 0 | 0 | 15.0 | 21 | 15 | 11 | 7 | 11 |
| 2015 | 13-2 | 1-3 | 5.45 | 0 | 0 | 0 | 34.2 | 40 | 25 | 21 | 19 | 13 |
| 2016 | 17-5 | 3-1 | 4.08 | 1 | 0 | 0 | 57.1 | 57 | 41 | 26 | 30 | 32 |
| Totals | 40-8 | 5-5 | 4.88 | 1 | 0 | 0 | 107.0 | 118 | 81 | 58 | 56 | 56 |


CAA Games

| Year | G-GS | W-L | ERA | SV | CG | SH | IP | H | R | ER | BB | SO |
|---------------|-------------|------------|-------------|----------|----------|----------|-------------|-----------|-----------|-----------|-----------|-----------|
| 2014 | 5-0 | 0-0 | 24.00 | 0 | 0 | 0 | 3.0 | 7 | 8 | 8 | 4 | 5 |
| 2015 | 8-1 | 1-1 | 6.30 | 0 | 0 | 0 | 20.0 | 26 | 15 | 14 | 9 | 7 |
| 2016 | 9-0 | 2-0 | 2.30 | 0 | 0 | 0 | 31.1 | 25 | 15 | 8 | 19 | 16 |
| Totals | 22-1 | 3-1 | 4.97 | 0 | 0 | 0 | 54.1 | 58 | 38 | 30 | 32 | 28 |

RETURNERS

MARK GRUNBERG

RS-Sophomore • Outfielder • 5-9 • 175 • S/L
Hagerstown, Maryland • North Hagerstown

**CAREER HIGHS**

At-Bats: _____ 6, 3x, last vs. Delaware State (4/29/15)
Hits: _____ 3, 5x, last at Delaware (5/14/15)
Runs: _____ 3, vs. Bryant (3/9/15)
RBIs: _____ 2, 7x, last at Delaware (5/14/15)
Walks: _____ 2, 5x, last vs. Elon (4/18/15)
Hit Streak: _____ 9 games (4/22/15-5/3/15)

2016 PRESEASON HONORABLE MENTION ALL-CAA OUTFIELDER
2015 CAA ALL-FRESHMAN TEAM

2016: Started the first three games of the season before missing the remainder of the year with injury...hit .385 with an RBI and two runs scored...collected two hits in each of the final two games at New Mexico State...drove in a run and stole a base in the series finale.

2015: Appeared in 53 games, making 40 starts...hit .328 with eight doubles, two home runs and 29 RBIs...finished the season with 60 hits, becoming just the third freshman in school history to record 60 hits in freshman season...ranked third on the team in average and second in stolen bases with nine...put together a pair of nine-game hitting streaks during the season...had 13 multi-hit games during the streaks...went 2-for-4 with an RBI in his first collegiate start at USC...came off the bench to go 2-for-3 with a double, two RBIs and three runs scored in the first game of a doubleheader against Bryant...opened Hofstra series by going 3-for-5 with a home run and two RBIs...went 3-for-4 with an RBI at Bucknell...had back-to-back three-hit games to start the Northeastern series...closed out series with second home run of the season...hit safely in 14 of the final 15 games of the season.

HIGH SCHOOL: Played for head coach Drew Crawford at North Hagerstown High School...earned First-Team All-MVAL and all-county honors...finished career with a .343 average with three home runs, 30 RBIs and 34 stolen bases...set single-season record with 26 stolen bases...also holds career record for stolen bases...helped the Hubs to a West region championship as a junior...earned First-Team All-MVAL and all-county honors in football and soccer.

PERSONAL: Born February 27, 1996...son of Pete and Kim Grunberg...has two sisters...favorite professional teams are the Baltimore Orioles and Baltimore Ravens...favorite pro athlete is Adam Jones...favorite actor is Will Ferrell...lists playing in the 2008 Little League World Series as his most memorable experience...made diving catch during World Series that landed him as the No. 5 play on Sportscenter Top 10 Plays of the Day...majoring in sports management.

**CAREER STATS****All Games**

| Year | G-GS | Avg. | AB | R | H | 2B | 3B | HR | RBI | BB | SO | SB-A |
|------|-------|------|-----|----|----|----|----|----|-----|----|----|------|
| 2015 | 53-40 | .328 | 183 | 35 | 60 | 8 | 0 | 2 | 29 | 27 | 23 | 9-14 |
| 2016 | 3-3 | .385 | 13 | 2 | 5 | 0 | 0 | 0 | 1 | 1 | 1 | 1-1 |

Totals 56-43 .332 196 37 65 8 0 2 30 28 24 10-15

CAA Games

| Year | G-GS | Avg. | AB | R | H | 2B | 3B | HR | RBI | BB | SO | SB-A |
|------|-------|------|----|----|----|----|----|----|-----|----|----|------|
| 2015 | 24-22 | .337 | 98 | 19 | 33 | 4 | 0 | 2 | 15 | 11 | 11 | 3-7 |
| 2016 | 0-0 | .000 | 0 | 0 | 0 | 0 | 0 | 0 | 0 | 0 | 0 | 0-0 |

Totals 24-22 .337 98 19 33 4 0 2 15 11 11 3-7

RETURNERS

NOAH

HARTWELL

Sophomore • Right-Handed Pitcher • 5-11 • 160 • L/R
 Newtown, Pennsylvania • Council Rock North

28



CAREER BESTS

Innings: _____ 3.0, vs. Delaware State (4/27/16)
Long Start: _____ None
Short Start: _____ None
Long Relief: _____ 3.0, vs. Delaware State (4/27/16)
Strikeouts: _____ 3, 2x, last vs. College of Charleston (4/30/16)
Pitches Thrown: _____ 45, vs. College of Charleston (4/30/16)

2016: Appeared in 11 games out of the bullpen...went 1-0 with a 4.80 ERA...struck out 10 over 15.0 innings of work...pitched a scoreless inning in his collegiate debut at UMBC...allowed just one earned run over his first eight appearances...allowed just two hits over three shutout innings to earn the victory against Delaware State.

HIGH SCHOOL: Played for head coach Matt Schram at Council Rock North High School...hit .350 with 10 extra-base hits and 22 RBIs in helping the Indians to the state quarterfinals as a senior...also went 5-1 with a 0.71 ERA and two saves on the mound...earned Perfect Game All-America recognition as a senior...selected to the Bucks County Courier Times Golden Team...two-time all-league selection as a pitcher and outfielder...named to the USA, Mid-Atlantic Team after junior season...member of the honor roll.

PERSONAL: Born May 23, 1997...son of Michael and Dianne Hartwell...has two brothers...brother, Nick, plays soccer at Saint Joesph's...favorite professional team is the Kansas City Royals...favorite professional athlete is Zack Greinke...favorite movie is *Kicking and Screaming*...most memorable moment was playing on television in the Little League Mid-Atlantic regional final...majoring in English-secondary education.



CAREER STATS

All Games

| Year | G-GS | W-L | ERA | SV | CG | SH | IP | H | R | ER | BB | SO |
|---------------|-------------|------------|-------------|----------|----------|----------|-------------|-----------|----------|----------|----------|-----------|
| 2016 | 11-0 | 1-0 | 4.80 | 0 | 0 | 0 | 15.0 | 17 | 8 | 8 | 7 | 10 |
| Totals | 11-0 | 1-0 | 4.80 | 0 | 0 | 0 | 15.0 | 17 | 8 | 8 | 7 | 10 |

CAA Games

| Year | G-GS | W-L | ERA | SV | CG | SH | IP | H | R | ER | BB | SO |
|---------------|------------|------------|--------------|----------|----------|----------|------------|----------|----------|----------|----------|----------|
| 2016 | 3-0 | 0-0 | 13.50 | 0 | 0 | 0 | 3.1 | 8 | 5 | 5 | 2 | 4 |
| Totals | 3-0 | 0-0 | 13.50 | 0 | 0 | 0 | 3.1 | 8 | 5 | 5 | 2 | 4 |

RETURNERS

TRISTAN HOWERTON

Junior • Catcher • 5-9 • 160 • R/R
Virgilina, Virginia • Halifax County

19

**CAREER HIGHS**

At-Bats: _____ 5, 2x, last at William & Mary (5/7/16)
Hits: _____ 3, vs. James Madison (4/10/16)
Runs: _____ 2, 6x, last vs. George Mason (5/17/16)
RBIs: _____ 6, vs. James Madison (4/10/16)
Walks: _____ 2, 4x, last at Elon (4/17/16)
Hit Streak: _____ 4 games (3/20/16-3/28/16)

2016: Appeared in 33 games, making 24 starts behind the plate... hit .216 with three home runs and 19 RBIs... singled and drove in a run in season debut at New Mexico State... collected three hits and drove in three runs in two games against Rhode Island... had a career day against James Madison by going 3-for-3 with two home runs and six RBIs... drove in the first six runs of the game, including a grand slam that gave the Tigers the lead for good... came off the bench to go 2-for-2 with a pair of RBIs at George Washington.

2015: Appeared in 21 games, making 17 starts... missed the first month of the season due to illness... hit .236 with four doubles and six RBIs... went 1-for-3 with a pair of walks and two RBIs in his collegiate debut at Delaware State... collected two hits, including a double in the series finale against Elon... doubled twice in the middle game against James Madison... added two hits in the series opener at Delaware... drew a pair of walks and put down a sacrifice bunt in three plate appearances in the season finale.

HIGH SCHOOL: Played for head coach Kelvin Davis at Halifax County High School... hit .433 with 12 RBIs and 16 runs scored in earning all-conference and all-region honors as a senior... helped Comets capture conference and regional championships... garnered honorable mention accolades after hitting .373 with seven doubles and 21 RBIs as a junior... graduated high school with an associates degree in general studies.

PERSONAL: Born August 4, 1996... son of Stover and Paula Howerton... has one brother and two sisters... favorite professional team is the Atlanta Braves... favorite pro athlete is Johnny Bench... most memorable experience was playing at Camden Yards... majoring in business-management.

**CAREER STATS****All Games**

| Year | G-GS | Avg. | AB | R | H | 2B | 3B | HR | RBI | BB | SO | SB-A |
|---------------|--------------|-------------|------------|-----------|-----------|----------|----------|----------|-----------|-----------|-----------|------------|
| 2015 | 21-17 | .236 | 55 | 14 | 13 | 4 | 0 | 0 | 6 | 13 | 15 | 1-1 |
| 2016 | 33-24 | .216 | 74 | 18 | 16 | 2 | 0 | 3 | 19 | 13 | 21 | 0-0 |
| Totals | 54-41 | .225 | 129 | 32 | 29 | 6 | 0 | 3 | 25 | 26 | 36 | 1-1 |

CAA Games

| Year | G-GS | Avg. | AB | R | H | 2B | 3B | HR | RBI | BB | SO | SB-A |
|---------------|--------------|-------------|-----------|-----------|-----------|----------|----------|----------|-----------|-----------|-----------|------------|
| 2015 | 11-11 | .273 | 33 | 6 | 9 | 4 | 0 | 0 | 3 | 4 | 7 | 0-0 |
| 2016 | 16-10 | .250 | 28 | 8 | 7 | 1 | 0 | 2 | 9 | 7 | 5 | 0-0 |
| Totals | 27-21 | .262 | 61 | 14 | 16 | 5 | 0 | 2 | 12 | 11 | 12 | 0-0 |

RETURNERS

DAVID MARRIGGI

Junior • Left-Handed Pitcher • 5-9 • 160 • L/L
 Plains, Pennsylvania • Coughlin

16



CAREER BESTS

Innings: _____ 6.0, vs. Rhode Island (3/21/16)
Long Start: _____ 6.0, vs. Rhode Island (3/21/16)
Short Start: _____ 3.0, vs. George Mason (4/6/16)
Long Relief: _____ 5.0, vs. Delaware (5/13/16)
Strikeouts: _____ 7, vs. Coppin State (4/14/15)
Pitches Thrown: _____ 94, at UNCW (4/24/16)

2016: Appeared in 17 games, including six starts...went 2-5 with a 4.74 ERA and two saves...struck out 43 over 49.1 innings...allowed just one run over six innings to earn the victory over Rhode Island...struck out two of the three hitters he faced to earn the save against College of Charleston in the series opener...tossed three shutout innings to earn his second save over CofC in the series finale...surrendered just one hit and fanned five over five shutout innings to earn the victory over Delaware.

2015: Appeared in 19 games, all out of the bullpen...went 0-1 with a 6.75 ERA...made collegiate debut at USC...allowed an unearned run over 2.2 innings...pitched two shutout innings, striking out three, against Bryant...tossed season-high four innings of relief against Coppin State...struck out career-best seven, allowing just two hits...threw an inning of scoreless relief at Delaware.

HIGH SCHOOL: Played for head coach Moe Rodiznak at James M. Coughlin High School...went 3-2 with a 3.03 ERA and 40 strikeouts as a senior...posted three wins in each of his three seasons...fanned 57 hitters during his sophomore year...also a member of the soccer team...member of the National Honor Society.

PERSONAL: Born December 13, 1995...son of Dave and Kelly Marriggi...has one sister...favorite team is the New York Yankees...favorite athlete is Clayton Kershaw...most memorable moment is closing out the regional championship game...majoring in sports management.



CAREER STATS

All Games

| Year | G-GS | W-L | ERA | SV | CG | SH | IP | H | R | ER | BB | SO |
|---------------|-------------|------------|-------------|----------|----------|----------|-------------|-----------|-----------|-----------|-----------|-----------|
| 2015 | 19-0 | 0-1 | 6.75 | 0 | 0 | 0 | 28.0 | 36 | 27 | 21 | 19 | 25 |
| 2016 | 17-6 | 2-5 | 4.74 | 2 | 0 | 0 | 49.1 | 54 | 36 | 26 | 18 | 43 |
| Totals | 36-6 | 2-6 | 5.47 | 2 | 0 | 0 | 77.1 | 90 | 63 | 47 | 37 | 68 |

CAA Games

| Year | G-GS | W-L | ERA | SV | CG | SH | IP | H | R | ER | BB | SO |
|---------------|-------------|------------|-------------|----------|----------|----------|-------------|-----------|-----------|-----------|-----------|-----------|
| 2015 | 6-0 | 0-0 | 13.50 | 0 | 0 | 0 | 4.2 | 5 | 7 | 7 | 6 | 6 |
| 2016 | 7-2 | 1-2 | 4.15 | 2 | 0 | 0 | 21.2 | 21 | 13 | 10 | 9 | 25 |
| Totals | 13-2 | 1-2 | 5.81 | 2 | 0 | 0 | 26.1 | 26 | 20 | 17 | 15 | 31 |

RETURNERS**TREY
MARTINEZ**Sophomore • Catcher • 5-9 • 205 • R/R
Montgomery Village, Maryland • Gaithersburg**10****CAREER HIGHS**

At-Bats: _____ 4, 6x, last vs. Delaware State (4/27/16)
Hits: _____ 2, 3x, last vs. Hofstra (4/1/16)
Runs: _____ 2, vs. Hofstra (4/1/16)
RBIs: _____ 3, vs. Delaware State (4/27/16)
Walks: _____ 2, at Kennesaw State (3/26/16)
Hit Streak: _____ 3 games (3/22/16-3/26/16)

2016: Appeared in 37 games, making 29 starts behind the plate...hit .167 with a double, triple, home run and eight RBIs...collected a hit in his collegiate debut at New Mexico State...drove in his first run in a 2-for-3 effort in the series finale at Norfolk State...collected two hits, including a double, against Virginia...went 2-for-4 with a home run, two RBIs and two runs scored against Hofstra...tripled and drove in a career-best three runs in a victory over Delaware State.

HIGH SCHOOL: Played for head coach Jeff Rabberman at Gaithersburg High School...earned Gazette Player of the Year honors in helping the Trojans to the 4A state championship as a senior...named to the *Washington Post* All-Met second team...hit .363 with 22 doubles, seven home runs and 70 RBIs in his career...added 53 walks...tied the Maryland High School record with two home runs in one inning...school record holder for games played (86), hits (82) and walks...garnered MSACB All-West honors after hitting .393 with six doubles and 24 RBIs as a junior...helped team capture two 4A West Region championships and three division titles...selected to play in the Brooks Robinson All-Star Game, as well as the Battle of the Counties game.

PERSONAL: Born June 18, 1997...son of Tony Jr. and Rachel Martinez...has one sister...favorite professional team is the Washington Nationals...favorite athlete is Yadier Molina...most memorable experience was winning the Maryland 4A state championship as a senior...majoring in sports management.

CAREER STATS**All Games**

| Year | G-GS | Avg. | AB | R | H | 2B | 3B | HR | RBI | BB | SO | SB-A |
|---------------|--------------|-------------|-----------|----------|-----------|----------|----------|----------|----------|----------|-----------|------------|
| 2016 | 37-29 | .167 | 84 | 4 | 14 | 1 | 1 | 1 | 8 | 5 | 29 | 0-0 |
| Totals | 37-29 | .167 | 84 | 4 | 14 | 1 | 1 | 1 | 8 | 5 | 29 | 0-0 |

CAA Games

| Year | G-GS | Avg. | AB | R | H | 2B | 3B | HR | RBI | BB | SO | SB-A |
|---------------|--------------|-------------|-----------|----------|----------|----------|----------|----------|----------|----------|-----------|------------|
| 2016 | 16-14 | .108 | 37 | 3 | 4 | 0 | 0 | 1 | 3 | 0 | 10 | 0-0 |
| Totals | 16-14 | .108 | 37 | 3 | 4 | 0 | 0 | 1 | 3 | 0 | 10 | 0-0 |



RETURNERS

RICHARD MILLER

Sophomore • Infielder • 6-0 • 215 • L/R
 East Amherst, New York • Canisius HS

23



CAREER HIGHS

At-Bats: _____ 6, at Norfolk State (3/12/16)
Hits: _____ 3, at Presbyterian (2/26/16)
Runs: _____ 2, 4x, last vs. James Madison (4/10/16)
RBIs: _____ 1, 10x, last vs. College of Charleston (4/29/16)
Walks: _____ 2, 2x, last at Norfolk State (3/11/16)
Hit Streak: _____ 4 games (3/6/16-3/12/16)

2016: Appeared in 38 games, making 27 starts...hit .239 with five doubles, 10 RBIs and 13 runs scored...went 3-for-3 with an RBI in his first collegiate game at Presbyterian...collected two hits, including a double, against Wake Forest...hit safely in four-straight games in early March...had two hits in the middle game at Kennesaw State...scored a pair of runs, while going 2-for-4 against James Madison.

HIGH SCHOOL: Played for head coach Bryan Tenney at Canisius High School...earned All-State Catholic First Team honors...hit .411 with 11 doubles, five triples and one home run as a junior...selected to the Perfect Game National Tournament Team in 2014.

PERSONAL: Born May 14, 1997...son of Keith Miller and Mary Szabat...has one sister...cousin, David Wesloski played in the Miami Marlins organization...favorite professional team is the New York Yankees...favorite professional athlete is Alex Rodriguez...favorite movie is *Moneyball*...most memorable moment was hitting a walkoff single to win the Georgetown Cup in 2014...majoring in sports management.



CAREER STATS

All Games

| Year | G-GS | Avg. | AB | R | H | 2B | 3B | HR | RBI | BB | SO | SB-A |
|---------------|--------------|-------------|------------|-----------|-----------|----------|----------|----------|-----------|-----------|-----------|------------|
| 2016 | 38-27 | .239 | 113 | 13 | 27 | 5 | 0 | 0 | 10 | 16 | 25 | 2-2 |
| Totals | 38-27 | .239 | 113 | 13 | 27 | 5 | 0 | 0 | 10 | 16 | 25 | 2-2 |

CAA Games

| Year | G-GS | Avg. | AB | R | H | 2B | 3B | HR | RBI | BB | SO | SB-A |
|---------------|-------------|-------------|-----------|----------|----------|----------|----------|----------|----------|----------|----------|------------|
| 2016 | 11-8 | .281 | 32 | 5 | 9 | 2 | 0 | 0 | 2 | 1 | 6 | 0-0 |
| Totals | 11-8 | .281 | 32 | 5 | 9 | 2 | 0 | 0 | 2 | 1 | 6 | 0-0 |

RETURNERS

SKYLER MORRIS

Sophomore • Right-Handed Pitcher • 6-1 • 170 • R/R
Nottingham, Maryland • Boys Latin

8**CAREER BESTS**

Innings: _____ 6.0, 2x, last at Northeastern (5/19/16)
Long Start: _____ 6.0, 2x, last at Northeastern (5/19/16)
Short Start: _____ 2.1, vs. Delaware (5/13/16)
Long Relief: _____ 4.0, vs. Rhode Island (3/20/16)
Strikeouts: _____ 5, vs. James Madison (4/8/16)
Pitches Thrown: _____ 96, vs. James Madison (4/8/16)

2016: Appeared in 15 games, making nine starts...went 2-3 with a 4.89 ERA...made collegiate debut at New Mexico State...allowed just one run over three innings of relief at Virginia...followed it up with four shutout innings against Rhode Island...moved into the starting rotation at Kennesaw State...earned first career victory in CAA opener at Hofstra...gave up one earned run over 5.2 innings in a victory over James Madison...surrendered just one run over 5.2 innings in a no decision against College of Charleston.

HIGH SCHOOL: Played for head coach Bill Greenwell at Boys Latin High School...selected as the team MVP his junior and senior seasons...hit a team-high .450 as a senior...did not strike out in 88 at-bats during his senior season...earned First Team All-MIAA B Conference honors as a junior.

PERSONAL: Born January 15, 1997...son of Jeffrey and Tracy Morris...has one brother and one sister...favorite professional teams are the Baltimore Orioles and Baltimore Ravens...favorite athlete is Adam Jones...favorite movie is *Field of Dreams*...most memorable experience was playing at Camden Yards...majoring in sports management.

CAREER STATS**All Games**

| Year | G-GS | W-L | ERA | SV | CG | SH | IP | H | R | ER | BB | SO |
|---------------|-------------|------------|-------------|----------|----------|----------|-------------|-----------|-----------|-----------|-----------|-----------|
| 2016 | 15-9 | 2-3 | 4.89 | 0 | 0 | 0 | 53.1 | 64 | 37 | 29 | 24 | 28 |
| Totals | 15-9 | 2-3 | 4.89 | 0 | 0 | 0 | 53.1 | 64 | 37 | 29 | 24 | 28 |

CAA Games

| Year | G-GS | W-L | ERA | SV | CG | SH | IP | H | R | ER | BB | SO |
|---------------|------------|------------|-------------|----------|----------|----------|-------------|-----------|-----------|-----------|-----------|-----------|
| 2016 | 8-8 | 2-2 | 4.81 | 0 | 0 | 0 | 39.1 | 44 | 24 | 21 | 17 | 19 |
| Totals | 8-8 | 2-2 | 4.81 | 0 | 0 | 0 | 39.1 | 44 | 24 | 21 | 17 | 19 |



RETURNERS

CUINN

MULLINS

Sophomore • Outfielder • 5-11 • 205 • R/R
Columbia, Maryland • Wilde Lake



CAREER HIGHS

At-Bats: _____ 6, 2x, last vs. Delaware (5/13/16)
Hits: _____ 3, 2x, last at William & Mary (5/7/16)
Runs: _____ 3, at William & Mary (5/7/16)
RBIs: _____ 3, 2x, last vs. College of Charleston (4/30/16)
Walks: _____ 2, at William & Mary (5/7/16)
Hit Streak: _____ 5 games (4/29/16-5/7/16)

2016: Appeared in 49 games, making 41 starts in the outfield...hit .224 with eight doubles, two triples, two home runs and 19 RBIs...collected two hits and drove in a run in his collegiate debut at New Mexico State...drove in three runs in a 2-for-3 effort in the series opener at Norfolk State...tripled and drove in two runs in a victory over Coppin State...had first three-hit game of career in middle game against Elon...collected two doubles and drove in two runs in the game... homered in back-to-back games against College of Charleston and William & Mary...followed it up with three hits and three runs scored against WM...helped the Tigers to victory in the series opener against Delaware by robbing a home run in extra innings.

HIGH SCHOOL: Played for head coach Kareem Penn at Wilde Lake High School...earned Second-Team All-Met honors after hitting .600 with four doubles, six home runs and 22 RBIs as a senior...two-time all-district and all-county selection...selected to play in the MSABC and Brooks Robinson All-Star games...recipient of the Marine Corps Distinguished Athlete Award...member of the Dean's List.

PERSONAL: Born December 21, 1997...son of Daniel and Patti Clark-Mullins...has one brother and two sisters...favorite professional athlete is Barry Sanders...majoring in economics.

CAREER STATS

All Games

| Year | G-GS | Avg. | AB | R | H | 2B | 3B | HR | RBI | BB | SO | SB-A |
|---------------|--------------|-------------|------------|-----------|-----------|----------|----------|----------|-----------|-----------|-----------|------------|
| 2016 | 49-41 | .224 | 152 | 21 | 34 | 8 | 2 | 2 | 19 | 14 | 35 | 2-3 |
| Totals | 49-41 | .224 | 152 | 21 | 34 | 8 | 2 | 2 | 19 | 14 | 35 | 2-3 |

CAA Games

| Year | G-GS | Avg. | AB | R | H | 2B | 3B | HR | RBI | BB | SO | SB-A |
|---------------|--------------|-------------|-----------|-----------|-----------|----------|----------|----------|----------|----------|-----------|------------|
| 2016 | 23-21 | .247 | 73 | 12 | 18 | 4 | 1 | 2 | 9 | 7 | 19 | 1-1 |
| Totals | 23-21 | .247 | 73 | 12 | 18 | 4 | 1 | 2 | 9 | 7 | 19 | 1-1 |



RETURNERS

RICHIE PALACIOS

Sophomore • Infielder • 5-10 • 160 • L/R
Brooklyn, New York • Berkely Carroll School



3

CAREER HIGHS

At-Bats: _____ 6, 4x, last vs. Delaware (5/13/16)
Hits: _____ 4, at Elon (4/16/16)
Runs: _____ 3, vs. Delaware (5/13/16)
RBIs: _____ 4, vs. George Mason (5/17/16)
Walks: _____ 3, at Northeastern (5/21/16)
Hit Streak: _____ 15 games (3/11/16-3/30/16)

2016 1st TEAM FRESHMAN ALL-AMERICAN BY NCBWA
2016 2ND TEAM FRESHMAN ALL-AMERICAN BY DBASEBALL.COM
2016 2ND TEAM FRESHMAN ALL-AMERICAN BY BASEBALL AMERICA
2016 LOUISVILLE SLUGGER FRESHMAN ALL-AMERICAN
2016 CAA ROOKIE OF THE YEAR
2016 SECOND TEAM ALL-CAA
2016 CAA ALL-FRESHMAN TEAM

2016: Became first Tiger to be named CAA Rookie of the Year...started all 54 games in which he appeared...hit .329 with six doubles, five triples, six home runs and 38 RBIs...established a new school freshman record with 74 hits...set a new school record with 32 stolen bases...ranked second in the NCAA in stolen bases among freshman...reached safely in 48 games, including a stretch of 21-straight games...drew a pair of walks in collegiate debut at New Mexico State...ended the series with two hits, two RBIs and two runs scored...hit safely in 18 of the 19 games played in March, including 12 multi-hit games...ended month on 15-game hit steak...stole a season-high three bases in the series opener against Elon...followed it up with a four-hit performance, including a two-run home run...tied school record with two stolen bases at UNCW...set record with stolen base against Delaware State...hit a grand slam in a home game against George Mason.

HIGH SCHOOL: Played for head coach Luis Monell at Berkely Carroll School...hit .450 with five home runs and 40 stolen bases as a senior...four-time all-league selection...garnered All-Brooklyn honors after hitting .486 with six doubles, three triples and 44 stolen bases his junior season...helped the Lions capture three-straight league championships...member of the honor roll as a sophomore and junior.

PERSONAL: Born May 16, 1997...son of Richard and Lianne Palacios...has one brother...father reached AAA with the Detroit Tigers...uncle, Rey, played for the Kansas City Royals...brother, Josh, plays baseball at Auburn...favorite professional teams are the New York Yankees, New York Giants and Brooklyn Nets...favorite athlete is Robinson Cano...favorite movie is *Like Mike*...most memorable experience was Derek Jeter's last home game...majoring in business-finance.

**CAREER STATS****All Games**

| Year | G-GS | Avg. | AB | R | H | 2B | 3B | HR | RBI | BB | SO | SB-A |
|---------------|--------------|-------------|------------|-----------|-----------|----------|----------|----------|-----------|-----------|-----------|--------------|
| 2016 | 54-54 | .329 | 225 | 55 | 74 | 6 | 5 | 6 | 38 | 29 | 22 | 32-41 |
| Totals | 54-54 | .329 | 225 | 55 | 74 | 6 | 5 | 6 | 38 | 29 | 22 | 32-41 |

CAA Games

| Year | G-GS | Avg. | AB | R | H | 2B | 3B | HR | RBI | BB | SO | SB-A |
|---------------|--------------|-------------|-----------|-----------|-----------|----------|----------|----------|-----------|-----------|----------|--------------|
| 2016 | 24-24 | .304 | 92 | 25 | 28 | 1 | 1 | 4 | 18 | 13 | 6 | 10-15 |
| Totals | 24-24 | .304 | 92 | 25 | 28 | 1 | 1 | 4 | 18 | 13 | 6 | 10-15 |

RETURNERS

**KEVIN
ROSS**

RS-Senior • Right-Handed Pitcher • 6-1 • 190 • R/R
Silver Spring, Maryland • Good Counsel

27



CAREER BESTS

Innings: 9.0, 2x, last at Delaware (5/15/15)
Long Start: 9.0, 2x, last at Delaware (5/15/15)
Short Start: 1.1, at William & Mary (5/7/16)
Long Relief: 3.2, at UNCW (4/18/14)
Strikeouts: 7, 2x, last at Elon (4/17/16)
Pitches Thrown: 127, vs. Delaware (5/14/16)

2016: Started in all 14 games in which he appeared...went 2-7 with a 4.88 ERA...allowed one earned run over 5.2 innings to earn the victory against Kennesaw State...followed it up by allowing one unearned run over seven innings in a victory over Hofstra...tied career high with seven strikeouts against Delaware.

2015: Appeared in 12 games, all in a starting role...went 3-6 with a 4.83 ERA...led team in innings (72.2) and strikeouts (41)...tossed the team's only two complete games...allowed just one run over six innings in the victory over NJIT...earned CAA Pitcher of the Week honors after allowing three runs on five hits in a complete-game victory over Northeastern...followed it up by allowing just one run on six hits and career-best seven strikeouts in complete-game victory over Delaware.

2014: Appeared in 10 games, making five starts...went 1-1 with a 5.68 ERA...struck out 18 over 31.2 innings...did not allow a hit over 2.2 shutout innings at Virginia...allowed one run over four innings to earn the victory in his first start against Georgetown...tossed six shutout innings in a no decision against Delaware State...struck out a season-high five over 3.2 innings of relief at UNC Wilmington.

2013: Appeared in five games, with two starts...went 0-0 with a 5.40 ERA...missed the final two months with an injury...allowed one run on three hits over three innings in first career start against Longwood...tossed three shutout innings at Pittsburgh.

HIGH SCHOOL: Played for head coach Carl Smith at Our Lady of Good Counsel High School...went 3-0 with a 1.45 ERA in earning Second Team All-WCAC honors...struck out 42 over 38 innings...preseason all-state selection...went 2-1 with a 4.40 ERA and one save as a junior.

PERSONAL: Born July 28, 1994...son of David Ross and Patricia Johnson...has one older brother...older brother played baseball at Beloit College...favorite professional team is the Washington Nationals...favorite athlete is Rober Griffin III...favorite movie is *Batman The Dark Knight*...majoring in sociology and anthropology-criminal justice.



CAREER STATS

All Games

| Year | G-GS | W-L | ERA | SV | CG | SH | IP | H | R | ER | BB | SO |
|---------------|--------------|-------------|-------------|----------|----------|----------|--------------|------------|------------|------------|-----------|-----------|
| 2013 | 5-2 | 0-0 | 5.40 | 0 | 0 | 0 | 10.0 | 13 | 9 | 6 | 3 | 3 |
| 2014 | 10-5 | 1-1 | 5.68 | 0 | 0 | 0 | 31.2 | 34 | 23 | 20 | 12 | 18 |
| 2015 | 12-12 | 3-6 | 4.83 | 0 | 2 | 0 | 72.2 | 81 | 54 | 39 | 17 | 41 |
| 2016 | 14-14 | 2-7 | 4.88 | 0 | 0 | 0 | 66.1 | 87 | 60 | 36 | 27 | 35 |
| Totals | 41-36 | 6-14 | 5.04 | 0 | 2 | 0 | 180.2 | 215 | 146 | 101 | 59 | 97 |

CAA Games

| Year | G-GS | W-L | ERA | SV | CG | SH | IP | H | R | ER | BB | SO |
|---------------|--------------|-------------|-------------|----------|----------|----------|--------------|------------|-----------|-----------|-----------|-----------|
| 2013 | 0-0 | 0-0 | 0.00 | 0 | 0 | 0 | 0.0 | 0 | 0 | 0 | 0 | 0 |
| 2014 | 5-3 | 0-1 | 10.06 | 0 | 0 | 0 | 17.0 | 25 | 22 | 19 | 9 | 12 |
| 2015 | 8-8 | 2-5 | 5.24 | 0 | 2 | 0 | 55.0 | 55 | 35 | 32 | 15 | 29 |
| 2016 | 8-8 | 1-4 | 4.25 | 0 | 0 | 0 | 42.1 | 51 | 29 | 20 | 16 | 25 |
| Totals | 21-19 | 3-10 | 5.59 | 0 | 2 | 0 | 114.1 | 131 | 86 | 71 | 40 | 66 |

RETURNERS**CHRIS
RUSZIN**RS-Sophomore • Right-Handed Pitcher • 6-1 • 195 • R/R
Pasadena, Maryland • Chesapeake**15****CAREER HIGHS**

At-Bats: _____ 4, 4x, last at College of Charleston (3/21/15)
Hits: _____ 1, 12x, last at UMBC (5/5/15)
Runs: _____ 2, 3x, last vs. Delaware State (4/29/15)
RBIs: _____ 2, at George Mason (4/15/15)
Walks: _____ 2, at USC (2/15/15)
Hit Streak: _____ 3 games (2/27/15-3/1/15)

2016: Appeared in one game before season was cut short due to injury...made the transition to the mound in the fall.

2015: Appeared in 32 games, making 24 starts...hit .182 with one double and six RBIs...drew two walks and scored a pair of runs in the series finale at USC...hit safely in all three games he played in the Wake Forest Tournament...doubled to drive in a run, giving Towson the lead as part of an eight-run eighth inning in a win over William & Mary...drove in a pair of runs in a victory at George Mason.

HIGH SCHOOL: Played for head coach Ken King at Chesapeake High School...earned county player of the year honors as a senior after hitting .479 and going 9-0 with a 0.49 ERA...helped lead the Cougars to the 4A state championship...selected to play in the Brooks Robinson All-Star Game...also a member of the football team.

PERSONAL: Born October 10, 1996...son of Steven and Tracy Ruszin...has one sister...favorite professional teams are the Baltimore Orioles and Baltimore Ravens...most memorable moment was winning the state championship as a senior...majoring in information technology.

CAREER STATS**All Games**

| Year | G-GS | Avg. | AB | R | H | 2B | 3B | HR | RBI | BB | SO | SB-A |
|---------------|--------------|-------------|-----------|-----------|-----------|----------|----------|----------|----------|-----------|-----------|------------|
| 2015 | 32-24 | .182 | 66 | 10 | 12 | 1 | 0 | 0 | 6 | 11 | 22 | 1-2 |
| Totals | 32-24 | .182 | 66 | 10 | 12 | 1 | 0 | 0 | 6 | 11 | 22 | 1-2 |

CAA Games

| Year | G-GS | Avg. | AB | R | H | 2B | 3B | HR | RBI | BB | SO | SB-A |
|---------------|--------------|-------------|-----------|----------|----------|----------|----------|----------|----------|----------|----------|------------|
| 2015 | 11-10 | .217 | 23 | 3 | 5 | 1 | 0 | 0 | 2 | 2 | 3 | 0-0 |
| Totals | 11-10 | .217 | 23 | 3 | 5 | 1 | 0 | 0 | 2 | 2 | 3 | 0-0 |



RETURNERS

**JAY
SANFORD**

Sophomore • Infielder • 5-9 • 165 • R/R
Sparta, New Jersey • Pope John XXIII



32

CAREER HIGHS

At-Bats: _____ 5, at New Mexico State (2/21/16)
Hits: _____ 2, 2x, last vs. Navy (3/17/16)
Runs: _____ 2, at New Mexico State (2/21/16)
RBI: _____ 2, vs. Navy (3/17/16)
Walks: _____ 2, 3x, last at Northeastern (5/21/16)
Hit Streak: _____ 2 games (4/3/16-4/6/16)

2016: Appeared in 37 games, making 21 starts...hit .194 with four doubles and four RBIs...went 2-for-5 with a double in first career start at New Mexico State...drove in a pair of runs in a 2-for-4 effort against Navy...drew a pair of walks in each of his final two starts of the season.

HIGH SCHOOL: Played for head coach Vincent Bello at Pope John XXIII High School...hit .347 with five home runs and 20 stolen bases in earning Sussex County Player of the Year honors as a senior...stole 20 bases and hit .340 as a junior...three-time first-team all-conference selection...selected to play in the Garden State Underclassmen All-Star game.

PERSONAL: Born June 11, 1997...son of Shyron Sanford and Jeanine Terrusa...has one brother and one sister...father played football at Rhode Island...favorite professional team is the New York Yankees...favorite professional athlete is Mike Trout...most memorable experience was his first day of college...majoring in business-management.



CAREER STATS

All Games

| Year | G-GS | Avg. | AB | R | H | 2B | 3B | HR | RBI | BB | SO | SB-A |
|---------------|--------------|-------------|-----------|-----------|-----------|----------|----------|----------|----------|-----------|-----------|------------|
| 2016 | 37-21 | .194 | 62 | 13 | 12 | 4 | 0 | 0 | 4 | 16 | 29 | 0-1 |
| Totals | 37-21 | .194 | 62 | 13 | 12 | 4 | 0 | 0 | 4 | 16 | 29 | 0-1 |

CAA Games

| Year | G-GS | Avg. | AB | R | H | 2B | 3B | HR | RBI | BB | SO | SB-A |
|---------------|-------------|-------------|-----------|----------|----------|----------|----------|----------|----------|----------|-----------|------------|
| 2016 | 16-9 | .160 | 25 | 4 | 4 | 1 | 0 | 0 | 1 | 9 | 11 | 0-1 |
| Totals | 16-9 | .160 | 25 | 4 | 4 | 1 | 0 | 0 | 1 | 9 | 11 | 0-1 |

RETURNERS

DEAN STRAMARA

Sophomore • Right-Handed Pitcher • 5-10 • 160 • R/R
Pottsville, Pennsylvania • Blue Mountain

21

**CAREER BESTS**

Innings: _____ 6.0, at Delaware State (3/28/16)
Long Start: _____ 6.0, at Delaware State (3/28/16)
Short Start: _____ 3.1, vs. College of Charleston (4/30/16)
Long Relief: _____ 4.2, vs. Navy (3/17/16)
Strikeouts: _____ 12, vs. Delaware State (3/28/16)
Pitches Thrown: _____ 81, vs. Coppin State (3/22/16)

2016: Appeared in 16 games, making three starts...went 1-3 with a 5.88 ERA...struck out 36 in 41.1 innings...struck out four in collegiate debut at New Mexico State...allowed two earned runs over 4.2 innings in first start against Coppin State...struck out a school freshman record 12 in a victory over Delaware State...allowed just one run over six innings...did not allow a run over four innings of relief against George Washington.

HIGH SCHOOL: Played for head coach Tom Kramer at Blue Mountain High School...helped the Eagles to state quarterfinals...finished career with a 12-9 record and a 1.91 ERA...struck out 143 over 139 innings...helped the team to the PIAA District XI championship as a freshman...also a team captain on the basketball team.

PERSONAL: Born August 12, 1996...son of Anthony and Karleen Stramara...has one sister...favorite professional team is the Philadelphia Phillies...favorite professional athlete is LeBron James...favorite movie is *American Sniper*...most memorable experience was graduating high school with his best friends...majoring in accounting.

CAREER STATS**All Games**

| Year | G-GS | W-L | ERA | SV | CG | SH | IP | H | R | ER | BB | SO |
|---------------|-------------|------------|-------------|----------|----------|----------|-------------|-----------|-----------|-----------|-----------|-----------|
| 2016 | 16-3 | 1-3 | 5.88 | 0 | 0 | 0 | 41.1 | 62 | 41 | 27 | 19 | 36 |
| Totals | 16-3 | 1-3 | 5.88 | 0 | 0 | 0 | 41.1 | 62 | 41 | 27 | 19 | 36 |

CAA Games

| Year | G-GS | W-L | ERA | SV | CG | SH | IP | H | R | ER | BB | SO |
|---------------|------------|------------|-------------|----------|----------|----------|------------|----------|----------|----------|----------|----------|
| 2016 | 4-1 | 0-1 | 4.00 | 0 | 0 | 0 | 9.0 | 8 | 4 | 4 | 6 | 3 |
| Totals | 4-1 | 0-1 | 4.00 | 0 | 0 | 0 | 9.0 | 8 | 4 | 4 | 6 | 3 |



RETURNERS

KYLE STRICKER

Senior • Left-Handed Pitcher • 6-2 • 190 • L/L
Columbia, Maryland • CCBC Catonsville



42

CAREER BESTS

Innings: _____ 6.2, vs. Harvard (3/6/16)
Long Start: _____ None
Short Start: _____ None
Long Relief: _____ 6.2, vs. Harvard (3/6/16)
Strikeouts: _____ 6, at Northeastern (5/21/16)
Pitches Thrown: _____ 76, at William & Mary (5/7/16)

2016: Appeared in a team-high 18 games out of the bullpen...went 6-2 with a 3.86 ERA and one save...allowed just one hit over 6.2 shutout innings to earn the victory over Harvard...followed it up with 4.2 innings of shutout relief in a victory over Norfolk State...did not allow a run over three innings to earn the save against Rhode Island...pitched the Tigers to a series victory over Kennesaw State by allowing just one run over 4.2 innings...threw 5.1 innings against William & Mary, allowing just three hits, to earn the victory...closed the season by striking out six over six innings to earn the win against Northeastern.

CCBC CATONSVILLE: Played two seasons for head coach Dan Blue at CCBC Catonsville...went 5-3 with a 3.71 ERA in nine starts as a sophomore...struck out 50 over 51 innings...threw three complete games...earned first-team all-region and second-team all-state accolades as a sophomore...fanned 10 over seven shutout innings against Allegany College of Maryland...struck out career-best 11 over 7.2 innings against CCBC Dundalk...went 5-2 with a 3.86 ERAN in 10 starts as a freshman.

HIGH SCHOOL: Played for head coach Brian Rau at Oakland Mills High School...earned first-team all-county honors as a senior...member of the honor roll every quarter...also played football and basketball.

PERSONAL: Born September 22, 1995...son of Jeff Madden and Cheryl Stricker...has one sister...favorite professional teams are the Texas Rangers and Philadelphia Eagles...favorite professional athlete is Josh Hamilton...favorite movie is *Shooter*...most memorable experience was graduating high school and final high school baseball game...majoring in business-finance.



CAREER STATS

| All Games | | | | | | | | | | | | |
|---------------|-------------|------------|-------------|----------|----------|----------|-------------|-----------|-----------|-----------|-----------|-----------|
| Year | G-GS | W-L | ERA | SV | CG | SH | IP | H | R | ER | BB | SO |
| 2016 | 18-0 | 6-2 | 3.86 | 1 | 0 | 0 | 42.0 | 40 | 18 | 18 | 16 | 27 |
| Totals | 18-0 | 6-2 | 3.86 | 1 | 0 | 0 | 42.0 | 40 | 18 | 18 | 16 | 27 |

| CAA Games | | | | | | | | | | | | |
|---------------|------------|------------|-------------|----------|----------|----------|-------------|-----------|-----------|-----------|----------|-----------|
| Year | G-GS | W-L | ERA | SV | CG | SH | IP | H | R | ER | BB | SO |
| 2016 | 9-0 | 2-1 | 5.29 | 0 | 0 | 0 | 17.0 | 19 | 10 | 10 | 6 | 10 |
| Totals | 9-0 | 2-1 | 5.29 | 0 | 0 | 0 | 17.0 | 19 | 10 | 10 | 6 | 10 |

NEWCOMERS**MICHAEL
ADAMS**

Junior • Right-Handed Pitcher • 6-5 • 220 • R/R
Mechanicsburg, Pennsylvania • Harford CC

31

HARFORD COMMUNITY COLLEGE: Played sophomore season for head coach Tom Eller at Harford Community College...earned NJCAA Second-Team All-America honors after going 11-1 with a 2.95 ERA...fanned 79 in 82.1 innings...tossed four complete games and two shutouts...helped team capture Region XX championship and advance to the NJCAA World Series...struck out a season-best 12 in a victory over CCBC Catonsville.

ALBANY: Pitched one year at Albany...went 0-1 with a 6.00 ERA in five appearances.

HIGH SCHOOL: Played for head coach Levi Mumma at Cumberland Valley High School...garnered First-Team All-Sentinel and honorable

mention all-state accolades after going 7-1 with a 1.17 ERA as a senior...named the Commonwealth MD-Penn Most Valuable Player...two-time Second-Team All-Sentinel selection.

PERSONAL: Born June 21, 1996...son of Dean and Janice Adams...has one sister...father played baseball at Bloomsburg...roots for every Philadelphia team...favorite professional athlete is Chase Utley...most memorable experiences were playing in the JUCO World Series last year and in the Cape Cod League last summer...majoring in business-finance.

**LOGAN
BURKE**

Junior • Infielder • 6-2 • 220 • R/R
Bettendorf, Iowa • Black Hawk College-Moline

18

BLACK HAWK COLLEGE-MOLINE: Played for head coach Arnie Chavera at Black Hawk College-Moline...hit .321 with eight doubles, four triples, five home runs and 22 RBIs...earned Academic All-America recognition.

HIGH SCHOOL: Played for head coach Jay Ryan at Davenport Central High School...earned first-team all-conference accolades in football...state qualifier in wrestling...member of the National Honor Society.

PERSONAL: Born August 3, 1994...son of Mike and Deb Burke...has two brothers...father played football at Iowa...brother, Dallas, played baseball at Missouri Southern before playing professionally with the Roswell Invaders and Cologne (Germany) Cardinals...favorite

professional team is the St. Louis Cardinals...favorite professional athlete is Yadier Molina...most memorable experience was playing summer baseball in Myrtle Beach...majoring in exercise science.

NEWCOMERS

NOAH

CABRERA

Freshman • Infielder • 6-1 • 175 • R/R
Rego Park, New York • Benjamin Cardozo

35



HIGH SCHOOL: Played for head coach Ron Gorecki at Benjamin Cardozo High School...hit .529 in leading the Judges to the PSAL championship.

PERSONAL: Born December 26, 1997...son of Nelson and Orly Cabrera...has one brother and one sister...plans to major in business.

ANDREW

CASSARD

Freshman • Outfielder • 5-10 • 160 • R/R
Gambrills, Maryland • Arundel

6



HIGH SCHOOL: Played for head coach Frank Hood at Arundel High School...hit .373 with four doubles and 22 stolen bases as a senior... three-time all-county selection...helped the Wildcats to the county championships as a sophomore...earned honorable mention all-state accolades as a senior in football...garnered all-county laurels as a junior and senior as a corner and wide receiver.

PERSONAL: Born April 6, 1998...son of David and Janet Cassard...has one sister...both parents are Towson graduates...favorite professional teams are the Washington Redskins and Baltimore Orioles...favorite professional athlete is Bo Jackson...plans to major in business.

NEWCOMERS**BRENDAN
CLARK**

RS-Freshman • Infielder • 5-8 • 155 • L/R
Millersville, Maryland • Severna Park

43

2016: Sat out the season as a redshirt.

HIGH SCHOOL: Played for head coach Eric Milton at Severna Park High School...earned first-team all-county and second-team all-metro honors after hitting .388 with six home runs as a senior...selected to play in the Brooks Robinson All-Star game...member of the National Honor Society.

PERSONAL: Born June 20, 1997...son of Edwin and Jennifer Clark...has three brothers...favorite professional team is the Baltimore Orioles...favorite MLB player is Manny Machado...favorite movie is *American Sniper*...majoring in business-finance.

**BILLY
LENNOX**

Junior • Infielder • 5-10 • 180 • R/R
Damascus, Maryland • Frederick CC

11

FREDERICK COMMUNITY COLLEGE: Played two seasons for head coach Rodney Bennett at Frederick Community College...earned second-team all-region honors after hitting .380 as a sophomore...led the team with 76 hits, earning first-team all-conference accolades...hit .338 as a freshman, helping the Cougars reach the Division II NJCAA World Series.

HIGH SCHOOL: Played for head coach Patrick Duffy at The Avalon School...helped led the Black Knights to back-to-back Maryland State Private School championships...finished career with a .472 average and 171 hits, both school records...also ranked second in runs scored (125) and RBIs (98), and third in doubles (27)...selected as the conference MVP as a senior...three-time First-Team All-OLBC selection...also a member of the football team.

PERSONAL: Born March 19, 1996...son of Bill and Margo Lennox...has one sister...cousin, Sean Giblen, was drafted by the Pittsburgh Pirates...favorite professional teams are the Philadelphia Phillies and Philadelphia Eagles...favorite professional athlete is Dustin Pedroia...most memorable experience was playing the NJCAA Division II World Series...majoring in business-finance.

NEWCOMERS

DIRK

MASTERS

Freshman • Infielder • 5-7 • 150 • R/R
Charlotte, North Carolina • Charlotte Catholic



HIGH SCHOOL: Played for head coach Randy Belk at Charlotte Catholic High School.

PERSONAL: Born February 12, 1997...son of Mark and Amanda Masters...has one sister...sister plays soccer at Wofford...favorite professional teams are the Carolina Panthers and Charlotte Hornets... favorite professional athlete is Cam Newton...plans to major in sport management.

ALEX

PARKER

Freshman • Right-Handed Pitcher • 6-2 • 195 • R/R
Westminster, Maryland • McDonogh School



HIGH SCHOOL: Played for head coach Al Poklemba at the McDonogh School...went 3-5 with a 3.02 ERA as a senior...struck out 49 in 40 innings...hit .350 as a junior, throwing out 29 base runners as a catcher...two-time All-MIAA selection...four-year starter and two-time captain...also played basketball and football.

PERSONAL: Born August 14, 1998...son of Al and Carrie Parker...has one sister...grandfather wrestled at Maryland...favorite professional teams are the Baltimore Orioles and Baltimore Ravens...favorite professional athlete is Clayton Kershaw...most memorable experience was committing to Towson...plans to major in business-marketing.

NEWCOMERS**ANDY
PINEDA**

Freshman • Catcher • 5-10 • 210 • R/R
Harrisburg, Pennsylvania • Central Dauphin East

38

HIGH SCHOOL: Played for head coach Jim Mazzola at Central Dauphin East High School...two-time Mid-Penn All-Star...part of three Mid-Atlantic RBI regional championship teams...advanced to RBI World Series championship game in 2015.

PERSONAL: Born June 8, 1997...son of Sobeida Ogundo...has one sister...favorite professional team is the New York Yankees...favorite professional athlete is Russell Westbrook...plans to major in business.

**BO
PLAGGE**

Freshman • Outfielder • 6-2 • 205 • R/R
Leonardtwn, Maryland • Leonardtown

44

HIGH SCHOOL: Played for head coach Christopher Schoenbauer at Leonardtown High School...named the Southern Maryland Athletic Conference Player of the Year after hitting .562 with 17 doubles, five home runs and 36 RBIs as a senior...also earned First-Team All-Met honors his final season...two-time first-team all-conference honoree...finished career with a .527 average...participated in the Brooks Robinson All-Star game...member of the National Honor Society.

PERSONAL: Born April 11, 1998...son of Rick and Kimberly Plagge...has one brother and one sister...grandfather played football at Auburn and for the Buffalo Bills...favorite professional team is the Washington Nationals...favorite professional athlete is Chipper Jones...plans to major in biology.

NEWCOMERS

KODY

REESER

Freshman • Right-Handed Pitcher • 5-11 • 185 • R/R
York Haven, Pennsylvania • Northeastern

20



HIGH SCHOOL: Played for head coach Andy Srebroski at Northeastern High School...earned first-team all-county honors as a senior...also played basketball and football...member of the honor roll.

PERSONAL: Born September 7, 1997...son of Kerry and Kimberly Reeser...has one brother...favorite professional teams are the Baltimore Orioles and Philadelphia Eagles...favorite professional athlete is Lebron James...plans to major in physical education.

MATT

SMITH

Freshman • Outfielder • 6-2 • 205 • L/R
Salisbury, Maryland • Parkside

13



HIGH SCHOOL: Played for head coach Brian Holloman at Parkside High School...earned Bayside South Player of the Year honors after hitting .420 with eight home runs and 45 RBIs as a senior...garnered all-state honors each of his final three seasons.

PERSONAL: Born December 21, 1997...son of Matthew and Nikki Smith...has five brothers and three sisters...favorite professional team is the Baltimore Orioles...favorite professional athlete is Mike Trout...most memorable moment was playing in the Brooks Robinson All-Star game...plans to major in sports management.

NEWCOMERS

BRANDYN VOGTSBERGER

Freshman • Right-Handed Pitcher • 6-4 • 170 • R/R
Huntingtown, Maryland • Huntingtown

33



HIGH SCHOOL: Played for head coach Guy Smith at Huntingtown High School...earned First-Team All-SMAC honors...also a member of the football team.

PERSONAL: Born February 3, 1998...son of Carl and Crystal Vogtsberger...has one brother and one sister...favorite professional teams are the Pittsburgh Steelers and Pittsburgh Penguins...favorite professional athlete is Andrew McCutcheon...most memorable moment was winning a state championship...plans to major in business.



HEAD COACH**MIKE
GOTTLIEB**

Head Coach • 30th Season
Towson, '79



Mike Gottlieb has been associated with the Towson baseball program for nearly four decades.

Gottlieb came to Towson as a player, before joining Bill Hunter's staff as an assistant coach.

He took over as the Tigers head coach prior to the 1988 season. Since taking over, Gottlieb has led Towson to 713 victories, three conference tournament championships and three trips to the NCAA Tournament.

He has averaged nearly 25 victories per season over his tenure. To put that in perspective, the school-record for victories prior to his arrival was 26.

The Early Years

Gottlieb made an immediate impact in his first season as head coach, leading the Tigers to their first appearance in the NCAA Tournament. He guided Towson to a 30-17-1 record, including capturing the East Coast Conference regular season championship with a 12-2 record.

The Tigers swept through the ECC Tournament to win their first tournament championship. For his efforts, Gottlieb was selected as the ECC Coach of the Year and NCAA Regional Coach of the Year.

In their first appearance in the NCAA Tournament, the Tigers fell, 3-0, to eventual College World Series participant Miami, before rebounding for a 5-1 victory over VCU.

Three years later, Gottlieb led the Tigers to their second ECC Tournament championship and the NCAA Tournament.

The Tigers opened the tournament with a loss to Mississippi State before rebounding for a 5-0 victory over Princeton. The victory over Princeton was significant as it marked the 100th victory in Gottlieb's career.

Gottlieb would lead the Tigers to another 30-win season in 1992, their final year in the ECC.

The CAA Era

After a down year in 2004, Gottlieb doubled the team's win total in a 34-24 season in 2005. The Tigers got better as the season progressed, winning 17 of their final 24 games.

The Tigers offense featured an explosive offense that led the country with 105 home runs. The lineup was led by Second-Team All-Americans Jason Maxey (23 home runs) and Casper Wells (17 home runs).

Wells, who is the only Tiger to earn CAA Player of the Year honors, would go on to be drafted in the 14th round by the Detroit Tigers.

Shortstop Shane Justis would be selected in the 21st round by the Los Angeles Dodgers, marking the fourth time in the Gottlieb era that two Tigers were drafted in the same draft.

The 2005 season also marked the first time the Tigers had reached the championship game of the CAA Tournament. Towson overcame an opening-round loss to knock off regular-season champions UNCW and Delaware on their way to the title game.

Towson would enjoy another 30-win season in 2008, advancing to the CAA Tournament championship game for the second time. The Tigers again overcame an opening-round loss to battle through the losers bracket to the championship game.

Shortstop Nick Natolli was the anchor of the Tigers defense as he became the first Tiger to be named the conference Defensive Player of the Year. He would later repeat as the award winner following the 2011 season.

The 2013 season may have been one of Gottlieb's most rewarding campaigns as the Tigers coach.

Towson overcame adversity on and off the field to finish the regular season with a 25-28 record. The Tigers would win four-straight games to capture their first CAA Tournament championship.

The Tigers were seeded third in the Chapel Hill Regional where they knocked off No. 23 Florida Atlantic in the opening round.

The 2013 defense led the NCAA by turning 81 double plays.

Freshman Richie Palacios made an immediate impact in 2016 by setting a new single-season record for stolen bases (32), while also establishing a new freshman record for base hits (75). He became the first Tiger to earn conference Freshman of the Year honors in the Division I era.

Palacios was also a consensus Freshman All-America selection.

HEAD COACH**Coach Gottlieb's Milestone Victories**

| Win | Date | Result | Site |
|-----|----------------|---------------------------------|------|
| 1 | March 20, 1988 | Towson 21, High Point 6 | A |
| 100 | May 24, 1991 | Towson 5, Princeton 0 * | N |
| 200 | April 14, 1996 | Towson 9, Hofstra 3 | A |
| 300 | April 16, 2000 | Towson 2, Vermont 1 (10) | A |
| 400 | May 4, 2003 | Towson 11, Drexel 2 | H |
| 500 | March 12, 2008 | Towson 4, Mt. St. Mary's 2 | H |
| 600 | March 2, 2012 | Towson 9, Central Connecticut 2 | A |
| 700 | March 16, 2016 | Towson 6, Kennesaw State 5 | A |

* NCAA Tournament at Orono, Maine

He was not the only Tiger that enjoyed a breakout season in 2016. Junior Brady Policelli led the CAA with a .375 average on his way to earning First-Team All-CAA honors.

Policelli would be drafted in the 13th round of the Detroit Tigers.

Under his guidance, Gottlieb has had 16 players selected in the Major League Baseball First Year Player Draft, while a handful of other players have signed professional contracts.

Left-hander pitcher Chris Nabholz became the first Towson player under Gottlieb to make it to the majors. Nabholz made his major league debut for the Montreal Expos on June 11, 1990, after being selected by the Expos in the second round of the 1988 draft. Nabholz is still the highest drafted player in Towson history.

Casper Wells became the second player from the Gottlieb era to make it to the majors when he made his debut with the Detroit Tigers on May 15, 2010. Wells was selected by the Tigers in the 14th round of the 2005 draft.

Gottlieb is also responsible for recruiting and coaching all eight All-Americans and all three Freshman All-Americans in school history. He has also coached seven Academic All-Americans and 18 Academic All-District honorees.

Mike Gottlieb-Coached Players Who Have Been Drafted

| | | | |
|------|------------------------|------------|-----------------|
| 1988 | Chris Nabholz (LHP) | 2nd Round | Montreal |
| 1995 | Derek Hasselhoff (RHP) | 17th Round | Chicago (A) |
| 1995 | Mike Vota (RHP) | 18th Round | Chicago (A) |
| 1996 | Chris Karabinus (LHP) | 8th Round | Los Angeles (N) |
| 1999 | Chris Fiora (RHP) | 22nd Round | St. Louis |
| 1999 | Jason Rummel (INF) | 29th Round | Chicago (A) |
| 2000 | Chris Russ (LHP) | 3rd Round | Texas |
| 2000 | Denny Chapman (RHP) | 27th Round | San Diego |
| 2001 | Bryan Simmering (RHP) | 27th Round | Oakland |
| 2002 | Gregg Davies (OF) | 21st Round | Baltimore |
| 2005 | Casper Wells (OF) | 14th Round | Detroit |
| 2005 | Shane Justis (INF) | 21st Round | Los Angeles (N) |
| 2008 | Brian Conley (OF) | 17th Round | Baltimore |
| 2009 | Josh Squatrito (RHP) | 25th Round | St. Louis |
| 2010 | Drew Permison (RHP) | 41st Round | Toronto |
| 2011 | Charlie Cononie (RHP) | 24th Round | Tampa Bay |
| 2016 | Brady Policelli (C) | 13th Round | Detroit |

The Tigers have produced at least one all-conference performer in 25-straight years under Gottlieb. That list includes four conference player's of the year, three defensive player's of the year, one rookie of the year and 77 all-conference selections.

Gottlieb arrived in Towson after playing two seasons at Nassau Community College. He played first base for two seasons before graduating in 1979.

After graduation, Gottlieb remained at Towson as an assistant coach for Bill Hunter. Gottlieb spent seven years as an assistant under Hunter.

When Hunter stepped down in 1988 to become the Director of Athletics, Gottlieb was immediately tabbed as his successor.

Gottlieb currently resides in the Towson area.



ASSISTANT COACH**SCOTT
ROANE****Assistant Coach • 13th Season
Davis & Elkins, '96**

Scott Roane enters his 13th season as an assistant coach at Towson. Roane works with the infielders, while serving as the team's third-base coach. He has also spent time as the team's pitching coach.

Roane came to Towson in 2005 and spent the first three seasons as the team's third-base coach.

In his first season with the Tigers, Towson doubled its win total from the previous season and led the NCAA with 105 home runs. The offense was led by Second-Team All-Americans Josh Maxey (23 home runs) and Casper Wells (17 home runs).

Roane took over as the Tigers pitching coach in 2008. In his time as pitching coach, Roane mentored a pitching staff that lowered its earned run average by over three runs.

The 2012 Tigers pitching staff set a new school record by recording 388 strikeouts. Tyler Austin was the catalyst as he struck out 90 batters in 64 innings, the second most strikeouts in a single-season. His 12.66 strikeouts per nine innings led the NCAA.

Starter Michael Trionfo established a new wins mark in 2012 when he went 11-3 in 14 starts.

With Roane as the pitching coach, Towson pitchers have posted three of the top five single-season win totals, and four of the top five single-season save performances.

The 2013 season saw the Tigers lower their ERA by 0.70 on their way to their first CAA Tournament championship and a victory in the NCAA Chapel Hill Regional.

The Tigers put together a streak of three-straight seasons in which they had a hurler drafted in the Major League Draft. In 2009, Josh Squatrito was taken in the 25th round by the St. Louis Cardinals. Drew Permonson was taken by the Toronto Blue Jays in the 41st round in 2010 and Charlie Cononie was a 24th round selection by the Tampa Bay Rays in 2011.

Following the 2013- season, pitcher Mike Volpe signed with the Atlanta Braves, while right-hander Nik Nowotnick signed with the Baltimore Orioles. Nowotnick is currently still playing in the Orioles system, spending the 2015 season with the Frederick Keys in the Class A Advanced Carolina League.

Roane relinquished the pitching duties after the 2014 season and returned to the third-base coaching box, working with the infielders.

The Tigers 2015 offense improved in every category from the 2014 season, including collecting over 100 more hits and scoring 84 more runs.

The middle of the Tigers infield enjoyed success during the 2016 season as Brady Policelli earned all-region honors from the ABCA, while Richie Palacios was a unanimous Freshman All-America selection.

Roane joined the Tigers staff after four successful seasons as the head coach at Community College Baltimore County Dundalk, leading the Lions to a 116-69 record.

In his first season at CCBC Dundalk, Roane led the Lions to a 25-21 mark. The team was led by Third-Team All-America outfielder Anthony Aceves.

Roane followed that up with a 34-14 record in 2002, finishing as the Region XX runner-up. The team sent nine players to four-year colleges, including Second-Team All-Americans John Wanger and Roy Rojas.

Over his final two years, Roane guided the Lions to 57 wins and a fourth place finish in Region XX in 2003.

Following the 2004 season, left-handed pitcher Brent Gaphardt earned Third-Team All-America honors. Gaphardt would go on to be a 42nd round draft pick of the Montreal Expos.

Over his four-year tenure, Roane mentored 21 players who went on to sign with four-year colleges.

Roane took over as the head coach at CCBC Dundalk after spending four seasons as an assistant coach under NJCAA Hall of Famer Elliott Oppenheim. During Roane's tenure as an assistant coach, the Lions made two appearances in the NJCAA World Series.

Roane played two seasons at Davis & Elkins College, helping the Senators win the West Virginia Intercollegiate Athletic Conference North Division championship in 1995.

He transferred to Davis & Elkins after playing two seasons at Essex Community College. He went 3-1 with a 2.93 ERA as a freshman in helping the Knights to the NJCAA National Championship.

Roane graduated from Davis & Elkins in 1996 with a degree in accounting.

Roane and his wife, the former Melissa Meyers of Pittsburgh, reside in White Marsh. They are the parents of daughters, Sarah and Rachel.

ASSISTANT COACHES**JON
KARSOS****Assistant Coach • 3rd Season
West Virginia State, '05**

Jon Karsos enters his third year as an assistant coach on Mike Gottlieb's staff at Towson. Karsos serves as the team's pitching coach.

In his second season, Karsos saw the pitching staff lower the team ERA by 1.80. The 5.19 team ERA ranked fourth in the CAA.

Karsos came to Towson after spending two seasons as the head coach at the Community College of Baltimore County Dundalk.

In his two seasons as head coach, Karsos helped lead the Lions to back-to-back Region XX Division 2 runner-up finishes.

Karsos took over as the Lions head coach after spending the previous two seasons as an assistant coach.

Prior to his time at CCBC Dundalk, Karsos spent two seasons at Loyola Blakefield High School. After helping the team to the MIAA JV

championship in his first season, he helped the Dons get within one game of the MIAA championship.

Karsos played two seasons for head coach Cal Bailey at West Virginia State. In 2005, he helped the Yellow Jackets to the Division II College World Series and a No. 1 ranking in the national polls.

Prior to his time at WVSU, Karsos played two seasons for current Tiger assistant Scott Roane at CCBC Dundalk. He earned Maryland JUCO All-Star honors in 2004 after going 4-3 with a 2.84 ERA.

Karsos attended Towson High School where he helped the Generals to the 2000 2A Maryland state championship. He earned all-region and all-county honors as a senior.

Karsos received his bachelor's degree from West Virginia State in 2005.

**ERIC
FRANC****Volunteer Assistant Coach • 7th Season
Towson, '03**

Eric Franc enters his seventh season as a volunteer assistant coach at Towson. Franc serves as the team's first-base coach.

A 2003 graduate of Towson, Franc also works as an academic advisor in the Towson athletics department. He works with the Tigers baseball, men's lacrosse, women's soccer and swimming and diving programs.

Franc joined the athletics department in 2006 as the coordinator for women's basketball operations. He has also served as an instructor in the kinesiology department since 2007.

Prior to joining the Tiger baseball program, Franc spent two seasons as an assistant coach at Coppin State.

After graduating from Towson, Franc served as an assistant coach while earning his master's degree in curriculum instruction from Lake Erie College.

He and his wife, the former Lauren Carpenter, reside in the Baltimore area with their young son, Bradley.

2016 OVERALL STATS

2016 Towson Baseball Overall Statistics for Towson (Final) (All games sorted by batting average)

| | Record: 20-35 | | | Home: 12-10 | | | Away: 6-25 | | | Neutral: 2-0 | | | CAA: 10-14 | | | | | | | | | | |
|---------------------|---------------|-------|------|-------------|-----|-----|------------|----|-----|--------------|------|-----|------------|-----|-----|-------|----|----|--------|------|-----|----|-------|
| Player | AVG | GP-GS | AB | R | H | 2B | 3B | HR | RBI | TB | SLG% | BB | HBP | SO | GDP | OB% | SF | SH | SB-ATT | PO | A | E | FLD% |
| 6 Brady Policelli | .375 | 55-55 | 200 | 43 | 75 | 14 | 4 | 9 | 45 | 124 | .620 | 45 | 9 | 42 | 2 | .502 | 3 | 1 | 22-25 | 108 | 170 | 26 | .914 |
| 3 Richie Palacios | .329 | 54-54 | 225 | 55 | 74 | 6 | 5 | 6 | 38 | 108 | .480 | 29 | 5 | 22 | 3 | .415 | 1 | 1 | 32-41 | 117 | 155 | 7 | .975 |
| 12 Chris Henze | .278 | 48-48 | 176 | 23 | 49 | 10 | 2 | 3 | 36 | 72 | .409 | 35 | 8 | 32 | 3 | .418 | 1 | 0 | 2-3 | 30 | 2 | 1 | .970 |
| 25 Colin Gimblet | .263 | 51-49 | 194 | 22 | 51 | 16 | 1 | 0 | 16 | 69 | .356 | 19 | 3 | 41 | 5 | .336 | 1 | 3 | 4-5 | 109 | 7 | 3 | .975 |
| 24 A.J. Gallo | .252 | 55-55 | 226 | 27 | 57 | 5 | 1 | 1 | 33 | 67 | .296 | 15 | 3 | 47 | 0 | .304 | 3 | 2 | 11-16 | 120 | 4 | 0 | 1.000 |
| 29 Colin Dyer | .241 | 55-51 | 199 | 34 | 48 | 7 | 6 | 3 | 21 | 76 | .382 | 13 | 8 | 45 | 1 | .311 | 2 | 5 | 15-18 | 453 | 43 | 11 | .978 |
| 7 Cuinn Mullins | .224 | 49-41 | 152 | 21 | 34 | 8 | 2 | 2 | 19 | 52 | .342 | 14 | 3 | 35 | 4 | .298 | 2 | 2 | 2-3 | 70 | 1 | 4 | .947 |
| ----- | | | | | | | | | | | | | | | | | | | | | | | |
| 1 Mark Grunberg | .385 | 3-3 | 13 | 2 | 5 | 0 | 0 | 0 | 1 | 5 | .385 | 1 | 0 | 1 | 0 | .429 | 0 | 0 | 1-1 | 10 | 0 | 0 | 1.000 |
| 23 Richard Miller | .239 | 38-27 | 113 | 13 | 27 | 5 | 0 | 0 | 10 | 32 | .283 | 16 | 1 | 25 | 5 | .338 | 0 | 1 | 2-2 | 59 | 49 | 8 | .931 |
| 31 Spencer Sutton | .231 | 18-4 | 26 | 2 | 6 | 1 | 0 | 0 | 3 | 7 | .269 | 3 | 0 | 9 | 0 | .310 | 0 | 0 | 0-0 | 17 | 0 | 0 | 1.000 |
| 14 Clark Clatchey | .227 | 21-10 | 44 | 4 | 10 | 0 | 0 | 0 | 6 | 10 | .227 | 4 | 0 | 11 | 3 | .292 | 0 | 0 | 1-3 | 12 | 1 | 1 | .929 |
| 19 Tristan Howerton | .216 | 33-24 | 74 | 18 | 16 | 2 | 0 | 3 | 19 | 27 | .365 | 13 | 4 | 21 | 1 | .363 | 0 | 4 | 0-0 | 150 | 20 | 1 | .994 |
| 38 Billy Plante | .200 | 13-6 | 25 | 5 | 5 | 2 | 1 | 0 | 5 | 9 | .360 | 3 | 1 | 16 | 0 | .310 | 0 | 0 | 0-0 | 5 | 0 | 0 | 1.000 |
| 32 Jay Sanford | .194 | 37-21 | 62 | 13 | 12 | 4 | 0 | 0 | 4 | 16 | .258 | 16 | 1 | 29 | 1 | .367 | 0 | 0 | 0-1 | 14 | 27 | 5 | .891 |
| 4 John Drexel | .194 | 20-9 | 31 | 4 | 6 | 1 | 0 | 1 | 4 | 10 | .323 | 13 | 1 | 10 | 1 | .444 | 0 | 1 | 1-1 | 5 | 0 | 1 | .833 |
| 10 Trey Martinez | .167 | 37-29 | 84 | 4 | 14 | 1 | 1 | 1 | 8 | 20 | .238 | 5 | 4 | 29 | 2 | .247 | 0 | 9 | 0-0 | 133 | 44 | 6 | .967 |
| 33 Danny Caddigan | .167 | 15-9 | 30 | 7 | 5 | 0 | 0 | 0 | 2 | 5 | .167 | 4 | 0 | 10 | 1 | .265 | 0 | 2 | 0-0 | 4 | 14 | 6 | .750 |
| 28 Noah Hartwell | .000 | 1-0 | 0 | 0 | 0 | 0 | 0 | 0 | 0 | 0 | .000 | 0 | 1 | 0 | 0 | 1.000 | 0 | 0 | 0-0 | 1 | 1 | 0 | 1.000 |
| Totals | .264 | 55-55 | 1874 | 297 | 494 | 82 | 23 | 29 | 270 | 709 | .378 | 248 | 52 | 425 | 32 | .363 | 13 | 31 | 93-119 | 1437 | 653 | 93 | .957 |
| Opponents | .299 | 55-55 | 1926 | 370 | 576 | 116 | 11 | 49 | 321 | 861 | .447 | 205 | 52 | 305 | 38 | .377 | 28 | 42 | 86-112 | 1470 | 599 | 64 | .970 |

LOB - Team (451), Opp (446). DPs turned - Team (51), Opp (43). IBB - Team (10), Policelli 5, Henze 2, Drexel 1, Gallo 1, Palacios 1, Opp (9). Picked off - Policelli 5, Gallo 2, Gimblet 2, Grunberg 1.

(All games sorted by earned run average)

| Player | ERA | W-L | APP | GS | CG | SHO/CBO | SV | IP | H | R | ER | BB | SO | 2B | 3B | HR | AB | B/Avg | WP | HBP | BK | SFA | SHA |
|--------------------|-------|-------|-------|----|-----|---------|-------|-----|-----|-----|-----|-----|-----|----|----|------|-------|-------|----|-----|----|-----|-----|
| 9 Matt Golczewski | 4.08 | 3-1 | 17-5 | 0 | 0/0 | 1 | 57.1 | 57 | 41 | 26 | 30 | 32 | 9 | 1 | 3 | 222 | .257 | 6 | 5 | 0 | 3 | 6 | |
| 27 Kevin Ross | 4.88 | 2-7 | 14-14 | 0 | 0/0 | 0 | 66.1 | 87 | 60 | 36 | 27 | 35 | 21 | 1 | 7 | 273 | .319 | 15 | 13 | 0 | 4 | 6 | |
| ----- | | | | | | | | | | | | | | | | | | | | | | | |
| 17 Mason Anderson | 0.00 | 0-0 | 1-0 | 0 | 0/0 | 0 | 0.1 | 0 | 0 | 0 | 2 | 0 | 0 | 0 | 0 | 1 | .000 | 0 | 0 | 0 | 0 | 0 | |
| 15 Chris Ruszin | 0.00 | 0-0 | 1-0 | 0 | 0/0 | 0 | 0.0 | 1 | 1 | 0 | 1 | 0 | 1 | 0 | 0 | 1 | 1.000 | 0 | 0 | 0 | 0 | 0 | |
| 42 Kyle Stricker | 3.86 | 6-2 | 18-0 | 0 | 0/0 | 1 | 42.0 | 40 | 18 | 18 | 16 | 27 | 8 | 0 | 2 | 156 | .256 | 2 | 6 | 1 | 2 | 5 | |
| 20 Mark Smith | 4.66 | 0-1 | 8-2 | 0 | 0/0 | 0 | 19.1 | 21 | 14 | 10 | 5 | 14 | 2 | 2 | 2 | 75 | .280 | 2 | 5 | 0 | 5 | 0 | |
| 16 David Marriggi | 4.74 | 2-5 | 17-6 | 0 | 0/0 | 2 | 49.1 | 54 | 36 | 26 | 18 | 43 | 13 | 1 | 3 | 199 | .271 | 10 | 4 | 4 | 1 | 4 | |
| 28 Noah Hartwell | 4.80 | 1-0 | 11-0 | 0 | 0/0 | 0 | 15.0 | 17 | 8 | 8 | 7 | 10 | 2 | 1 | 2 | 60 | .283 | 0 | 0 | 0 | 1 | 0 | |
| 8 Skyler Morris | 4.89 | 2-3 | 15-9 | 0 | 0/0 | 0 | 53.1 | 64 | 37 | 29 | 24 | 28 | 14 | 0 | 8 | 212 | .302 | 11 | 4 | 0 | 1 | 3 | |
| 30 Matt Allen | 5.23 | 0-1 | 8-1 | 0 | 0/0 | 0 | 10.1 | 14 | 6 | 6 | 5 | 5 | 1 | 0 | 1 | 38 | .368 | 4 | 2 | 0 | 2 | 3 | |
| 13 Paul Beers | 5.47 | 0-3 | 12-1 | 0 | 0/0 | 0 | 24.2 | 35 | 23 | 15 | 8 | 15 | 7 | 0 | 4 | 108 | .324 | 2 | 2 | 0 | 3 | 2 | |
| 21 Dean Stramara | 5.88 | 1-3 | 16-3 | 0 | 0/0 | 0 | 41.1 | 62 | 41 | 27 | 19 | 36 | 13 | 2 | 4 | 176 | .352 | 11 | 1 | 0 | 3 | 5 | |
| 11 Austin Clark | 6.00 | 1-5 | 14-11 | 0 | 0/0 | 0 | 51.0 | 64 | 41 | 34 | 11 | 25 | 15 | 3 | 9 | 206 | .311 | 5 | 5 | 0 | 1 | 5 | |
| 18 Garrett Walther | 6.33 | 0-1 | 13-2 | 0 | 0/0 | 1 | 21.1 | 31 | 15 | 15 | 7 | 8 | 6 | 0 | 2 | 88 | .352 | 4 | 0 | 0 | 2 | 2 | |
| 2 Lee Lawler | 7.52 | 2-3 | 17-1 | 0 | 0/0 | 3 | 26.1 | 25 | 25 | 22 | 24 | 26 | 4 | 0 | 1 | 104 | .240 | 14 | 4 | 0 | 0 | 1 | |
| 22 Alex Cuas | 36.00 | 0-0 | 1-0 | 0 | 0/0 | 0 | 1.0 | 4 | 4 | 4 | 1 | 1 | 0 | 0 | 1 | 7 | .571 | 0 | 1 | 0 | 0 | 0 | |
| Totals | 5.19 | 20-35 | 55-55 | 0 | 0/0 | 8 | 479.0 | 576 | 370 | 276 | 205 | 305 | 116 | 11 | 49 | 1926 | .299 | 86 | 52 | 5 | 28 | 42 | |
| Opponents | 4.59 | 35-20 | 55-55 | 2 | 1/1 | 13 | 490.0 | 494 | 297 | 250 | 248 | 425 | 82 | 23 | 29 | 1874 | .264 | 58 | 52 | 6 | 13 | 31 | |

PB - Team (13), Martinez 8, Howerton 4, Policelli 1, Opp (7). Pickoffs - Team (8), Stricker 2, Howerton 1, Stramara 1, Clark 1, Marriggi 1, Golczewski 1, Martinez 1, Opp (10). SBA/ATT - Martinez (37-54), Howerton (45-48), Ross (19-26), Morris (15-19), Lawler (15-15), Golczewski (8-11), Stramara (7-9), Clark (5-7), Stricker (5-6), Marriggi (2-5), Walther (4-5), Smith (4-4), Beers (2-4), Hartwell (0-1).

2016 CAA STATS

**2016 Towson Baseball
Overall Statistics for Towson (Final)
(CAA games sorted by batting average)**

Record: 10-14 Home: 8-4 Away: 2-10 Neutral: 0-0 CAA: 10-14

| Player | AVG | GP-GS | AB | R | H | 2B | 3B | HR | RBI | TB | SLG% | BB | HBP | SO | GDP | OB% | SF | SH | SB-ATT | PO | A | E | FLD% |
|---------------------|------|-------|-----|-----|-----|----|----|----|-----|-----|------|-----|-----|-----|-----|-------|----|----|--------|-----|-----|----|-------|
| 6 Brady Policelli | .360 | 24-24 | 86 | 18 | 31 | 5 | 3 | 4 | 14 | 54 | .628 | 21 | 0 | 18 | 1 | .481 | 1 | 0 | 8-9 | 46 | 87 | 13 | .911 |
| 3 Richie Palacios | .304 | 24-24 | 92 | 25 | 28 | 1 | 1 | 4 | 18 | 43 | .467 | 13 | 5 | 6 | 2 | .418 | 0 | 0 | 10-15 | 59 | 73 | 0 | 1.000 |
| 25 Colin Gimblet | .272 | 24-24 | 92 | 10 | 25 | 8 | 1 | 0 | 10 | 35 | .380 | 6 | 1 | 18 | 3 | .320 | 1 | 3 | 1-2 | 44 | 0 | 2 | .957 |
| 7 Cuinn Mullins | .247 | 23-21 | 73 | 12 | 18 | 4 | 1 | 2 | 9 | 30 | .411 | 7 | 2 | 19 | 2 | .325 | 1 | 0 | 1-1 | 40 | 0 | 2 | .952 |
| 12 Chris Henze | .241 | 23-23 | 83 | 8 | 20 | 3 | 0 | 1 | 16 | 26 | .313 | 13 | 5 | 16 | 1 | .376 | 0 | 0 | 1-1 | 0 | 0 | 0 | .000 |
| 29 Colin Dyer | .213 | 24-24 | 89 | 13 | 19 | 2 | 3 | 1 | 3 | 30 | .337 | 5 | 4 | 19 | 0 | .286 | 0 | 2 | 7-10 | 237 | 13 | 4 | .984 |
| 24 A.J. Gallo | .208 | 24-24 | 96 | 12 | 20 | 1 | 1 | 1 | 17 | 26 | .271 | 2 | 2 | 20 | 0 | .238 | 1 | 1 | 4-6 | 53 | 2 | 0 | 1.000 |
| ----- | | | | | | | | | | | | | | | | | | | | | | | |
| 14 Clark Clatchey | .500 | 4-0 | 4 | 0 | 2 | 0 | 0 | 0 | 1 | 2 | .500 | 2 | 0 | 2 | 0 | .667 | 0 | 0 | 0-1 | 0 | 0 | 0 | .000 |
| 23 Richard Miller | .281 | 11-8 | 32 | 5 | 9 | 2 | 0 | 0 | 2 | 11 | .344 | 1 | 0 | 6 | 2 | .303 | 0 | 0 | 0-0 | 5 | 16 | 0 | 1.000 |
| 19 Tristan Howerton | .250 | 16-10 | 28 | 8 | 7 | 1 | 0 | 2 | 9 | 14 | .500 | 7 | 2 | 5 | 0 | .432 | 0 | 1 | 0-0 | 68 | 10 | 0 | 1.000 |
| 31 Spencer Sutton | .222 | 10-0 | 9 | 0 | 2 | 0 | 0 | 0 | 1 | 2 | .222 | 1 | 0 | 2 | 0 | .300 | 0 | 0 | 0-0 | 1 | 0 | 0 | 1.000 |
| 4 John Drexel | .200 | 8-4 | 15 | 0 | 3 | 1 | 0 | 0 | 2 | 4 | .267 | 4 | 0 | 5 | 1 | .368 | 0 | 0 | 1-1 | 2 | 0 | 0 | 1.000 |
| 32 Jay Sanford | .160 | 16-9 | 25 | 4 | 4 | 1 | 0 | 0 | 1 | 5 | .200 | 9 | 0 | 11 | 1 | .382 | 0 | 0 | 0-1 | 5 | 14 | 3 | .864 |
| 10 Trey Martinez | .108 | 16-14 | 37 | 3 | 4 | 0 | 0 | 1 | 3 | 7 | .189 | 0 | 1 | 10 | 0 | .132 | 0 | 4 | 0-0 | 53 | 21 | 2 | .974 |
| 33 Danny Caddigan | .050 | 10-7 | 20 | 3 | 1 | 0 | 0 | 0 | 0 | 1 | .050 | 2 | 0 | 6 | 1 | .136 | 0 | 1 | 0-0 | 3 | 12 | 5 | .750 |
| 38 Billy Plante | .000 | 5-0 | 4 | 0 | 0 | 0 | 0 | 0 | 0 | 0 | .000 | 0 | 0 | 3 | 0 | .000 | 0 | 0 | 0-0 | 0 | 0 | 0 | .000 |
| 28 Noah Hartwell | .000 | 1-0 | 0 | 0 | 0 | 0 | 0 | 0 | 0 | 0 | .000 | 0 | 1 | 0 | 0 | 1.000 | 0 | 0 | 0-0 | 0 | 0 | 0 | .000 |
| Totals | .246 | 24-24 | 785 | 121 | 193 | 29 | 10 | 16 | 106 | 290 | .369 | 93 | 23 | 166 | 14 | .341 | 4 | 12 | 33-47 | 628 | 286 | 39 | .959 |
| Opponents | .282 | 24-24 | 817 | 137 | 230 | 48 | 3 | 21 | 117 | 347 | .425 | 100 | 20 | 128 | 22 | .371 | 7 | 17 | 32-45 | 631 | 260 | 20 | .978 |

LOB - Team (165), Opp (196). DPs turned - Team (29), Opp (19). IBB - Team (6), Policelli 4, Drexel 1, Palacios 1, Opp (4). Picked off - Gallo 2, Policelli 1, Gimblet 1.

(CAA games sorted by earned run average)

| Player | ERA | W-L | APP | GS | CG | SHO/CBO | SV | IP | H | R | ER | BB | SO | 2B | 3B | HR | AB | B/Avg | WP | HBP | BK | SFA | SHA |
|--------------------|-------|-------|-------|----|-----|---------|-------|-----|-----|-----|-----|-----|----|----|----|-----|------|-------|----|-----|----|-----|-----|
| 9 Matt Golczewski | 2.30 | 2-0 | 9-0 | 0 | 0/0 | 0 | 31.1 | 25 | 15 | 8 | 19 | 16 | 3 | 0 | 2 | 115 | .217 | 2 | 3 | 0 | 0 | 2 | |
| 27 Kevin Ross | 4.25 | 1-4 | 8-8 | 0 | 0/0 | 0 | 42.1 | 51 | 29 | 20 | 16 | 25 | 10 | 0 | 4 | 169 | .302 | 9 | 6 | 0 | 2 | 5 | |
| 8 Skyler Morris | 4.81 | 2-2 | 8-8 | 0 | 0/0 | 0 | 39.1 | 44 | 24 | 21 | 17 | 19 | 8 | 0 | 7 | 152 | .289 | 10 | 2 | 0 | 1 | 3 | |
| ----- | | | | | | | | | | | | | | | | | | | | | | | |
| 18 Garrett Walther | 0.00 | 0-0 | 3-0 | 0 | 0/0 | 1 | 4.2 | 3 | 0 | 0 | 5 | 1 | 0 | 0 | 0 | 16 | .188 | 1 | 0 | 0 | 0 | 0 | |
| 30 Matt Allen | 0.00 | 0-0 | 1-0 | 0 | 0/0 | 0 | 0.1 | 0 | 0 | 0 | 1 | 0 | 0 | 0 | 0 | 1 | .000 | 0 | 0 | 0 | 0 | 0 | |
| 21 Dean Stramara | 4.00 | 0-1 | 4-1 | 0 | 0/0 | 0 | 9.0 | 8 | 4 | 4 | 6 | 3 | 4 | 1 | 0 | 31 | .258 | 3 | 1 | 0 | 1 | 2 | |
| 16 David Marriggi | 4.15 | 1-2 | 7-2 | 0 | 0/0 | 2 | 21.2 | 21 | 13 | 10 | 9 | 25 | 7 | 0 | 1 | 85 | .247 | 3 | 1 | 0 | 0 | 1 | |
| 13 Paul Beers | 4.50 | 0-0 | 4-0 | 0 | 0/0 | 0 | 8.0 | 10 | 5 | 4 | 2 | 6 | 2 | 0 | 1 | 34 | .294 | 0 | 0 | 0 | 0 | 0 | |
| 42 Kyle Stricker | 5.29 | 2-1 | 9-0 | 0 | 0/0 | 0 | 17.0 | 19 | 10 | 10 | 6 | 10 | 3 | 0 | 1 | 66 | .288 | 1 | 2 | 0 | 2 | 1 | |
| 11 Austin Clark | 7.84 | 1-3 | 7-5 | 0 | 0/0 | 0 | 20.2 | 29 | 21 | 18 | 6 | 7 | 7 | 2 | 4 | 84 | .345 | 4 | 3 | 0 | 0 | 3 | |
| 2 Lee Lawler | 8.49 | 1-1 | 9-0 | 0 | 0/0 | 2 | 11.2 | 12 | 11 | 11 | 11 | 12 | 3 | 0 | 1 | 46 | .261 | 7 | 2 | 0 | 0 | 0 | |
| 28 Noah Hartwell | 13.50 | 0-0 | 3-0 | 0 | 0/0 | 0 | 3.1 | 8 | 5 | 5 | 2 | 4 | 1 | 0 | 0 | 18 | .444 | 0 | 0 | 0 | 1 | 0 | |
| Totals | 4.77 | 10-14 | 24-24 | 0 | 0/0 | 5 | 209.1 | 230 | 137 | 111 | 100 | 128 | 48 | 3 | 21 | 817 | .282 | 40 | 20 | 0 | 7 | 17 | |
| Opponents | 4.62 | 14-10 | 24-24 | 2 | 1/1 | 4 | 210.1 | 193 | 121 | 108 | 93 | 166 | 29 | 10 | 16 | 785 | .246 | 24 | 23 | 3 | 4 | 12 | |

PB - Team (4), Martinez 3, Howerton 1, Opp (2). Pickoffs - Team (4), Howerton 1, Martinez 1, Clark 1, Golczewski 1, Opp (4). SBA/ATT - Martinez (15-24), Howerton (17-19), Ross (9-15), Morris (8-11), Golczewski (5-7), Lawler (5-5), Beers (2-3), Clark (1-2), Walther (1-1), Marriggi (1-1).

2016 RESULTS

**2016 Towson Baseball
Game Results for Towson (Final)
(All games)**

Record: 20-35 Home: 12-10 Away: 6-25 Neutral: 2-0 CAA: 10-14

| Game Date | Opponent | | Score | Inns | Overall | CAA | Pitcher of Record | Attend | Time |
|----------------|----------------------|---|-------|------|---------|---------|--------------------|--------|------|
| Feb 19, 2016 | at New Mexico State | L | 5-8 | 9 | 0-1-0 | 0-0-0 | Marriggi (L 0-1) | 763 | 3:14 |
| Feb 20, 2016 | at New Mexico State | L | 3-17 | 9 | 0-2-0 | 0-0-0 | Clark (L 0-1) | 656 | 2:45 |
| Feb 21, 2016 | at New Mexico State | L | 8-9 | 9 | 0-3-0 | 0-0-0 | Lawler (L 0-1) | 667 | 4:00 |
| Feb 26, 2016 | at Presbyterian | L | 5-7 | 9 | 0-4-0 | 0-0-0 | Stramara (L 0-1) | 158 | 3:00 |
| Feb 27, 2016 | at Presbyterian | L | 2-6 | 9 | 0-5-0 | 0-0-0 | Clark (L 0-2) | 306 | 2:07 |
| Feb 28, 2016 | at Presbyterian | L | 5-11 | 9 | 0-6-0 | 0-0-0 | Ross (L 0-1) | 303 | 3:30 |
| § Mar 04, 2016 | at Wake Forest | L | 4-8 | 9 | 0-7-0 | 0-0-0 | Golczewski (L 0-1) | 652 | 2:29 |
| § Mar 05, 2016 | vs Richmond | W | 3-2 | 9 | 1-7-0 | 0-0-0 | Lawler (W 1-1) | 519 | 3:04 |
| § Mar 06, 2016 | vs Harvard | W | 6-5 | 9 | 2-7-0 | 0-0-0 | Stricker (W 1-0) | 245 | 2:40 |
| Mar 08, 2016 | at UMBC | L | 3-12 | 9 | 2-8-0 | 0-0-0 | Smith (L 0-1) | 125 | 2:45 |
| Mar 11, 2016 | at Norfolk State | L | 7-12 | 9 | 2-9-0 | 0-0-0 | Marriggi (L 0-2) | 183 | 2:55 |
| Mar 12, 2016 | at Norfolk State | W | 6-3 | (14) | 3-9-0 | 0-0-0 | Stricker (W 2-0) | 168 | 4:23 |
| Mar 13, 2016 | at Norfolk State | L | 7-13 | 9 | 3-10-0 | 0-0-0 | Ross (L 0-2) | 211 | 3:01 |
| Mar 15, 2016 | at #10 Virginia | L | 3-4 | 9 | 3-11-0 | 0-0-0 | Morris (L 0-1) | 2949 | 2:58 |
| Mar 16, 2016 | at #10 Virginia | L | 8-10 | 9 | 3-12-0 | 0-0-0 | Stricker (L 2-1) | 3072 | 3:01 |
| Mar 17, 2016 | NAVY | L | 5-6 | 9 | 3-13-0 | 0-0-0 | Walther (L 0-1) | 163 | 2:58 |
| Mar 19, 2016 | RHODE ISLAND | L | 2-7 | 9 | 3-14-0 | 0-0-0 | Beers (L 0-1) | 143 | 2:56 |
| Mar 20, 2016 | RHODE ISLAND | L | 4-9 | 9 | 3-15-0 | 0-0-0 | Ross (L 0-3) | 137 | 2:32 |
| Mar 21, 2016 | RHODE ISLAND | W | 7-1 | 9 | 4-15-0 | 0-0-0 | Marriggi (W 1-2) | 127 | 2:37 |
| Mar 22, 2016 | COPPIN STATE | W | 8-7 | 9 | 5-15-0 | 0-0-0 | Golczewski (W 1-1) | 123 | 2:56 |
| Mar 25, 2016 | at Kennesaw State-1 | W | 7-6 | 9 | 6-15-0 | 0-0-0 | Stricker (W 3-1) | 313 | 3:21 |
| Mar 25, 2016 | at Kennesaw State-2 | L | 8-11 | 9 | 6-16-0 | 0-0-0 | Beers (L 0-2) | 585 | 3:21 |
| Mar 26, 2016 | at Kennesaw State | W | 6-5 | 9 | 7-16-0 | 0-0-0 | Ross (W 1-3) | 420 | 3:16 |
| Mar 28, 2016 | at Delaware State | W | 8-1 | 9 | 8-16-0 | 0-0-0 | Stramara (W 1-1) | 54 | 2:32 |
| Mar 30, 2016 | MOUNT ST. MARY'S | W | 8-7 | 9 | 9-16-0 | 0-0-0 | Stricker (W 4-1) | 163 | 2:38 |
| * Apr 01, 2016 | HOFSTRA | W | 15-4 | 9 | 10-16-0 | 1-0-0 | Morris (W 1-1) | 149 | 2:36 |
| * Apr 02, 2016 | HOFSTRA | L | 3-7 | 9 | 10-17-0 | 1-1-0 | Clark (L 0-3) | 263 | 2:41 |
| * Apr 03, 2016 | HOFSTRA | W | 4-2 | 9 | 11-17-0 | 2-1-0 | Ross (W 2-1) | 147 | 3:05 |
| Apr 06, 2016 | at George Mason | L | 3-10 | 9 | 11-18-0 | 2-1-0 | Stramara (L 1-2) | 85 | 3:03 |
| * Apr 08, 2016 | JAMES MADISON | W | 6-4 | 9 | 12-18-0 | 3-1-0 | Morris (W 2-1) | 133 | 2:45 |
| * Apr 10, 2016 | JAMES MADISON-1 | W | 3-2 | 7 | 13-18-0 | 4-1-0 | Lawler (W 2-1) | - | 2:00 |
| * Apr 10, 2016 | JAMES MADISON-2 | W | 8-4 | 9 | 14-18-0 | 5-1-0 | Golczewski (W 2-1) | 257 | 3:30 |
| Apr 12, 2016 | GEORGE WASHINGTON | L | 2-10 | 9 | 14-19-0 | 5-1-0 | Marriggi (L 1-3) | 123 | 3:04 |
| Apr 13, 2016 | UMBC | L | 3-4 | 9 | 14-20-0 | 5-1-0 | Beers (L 0-3) | 109 | 2:51 |
| * Apr 15, 2016 | at Elon | L | 8-9 | 9 | 14-21-0 | 5-2-0 | Lawler (L 2-2) | 272 | 3:30 |
| * Apr 16, 2016 | at Elon | L | 6-7 | 9 | 14-22-0 | 5-3-0 | Stramara (L 1-3) | 243 | 2:39 |
| * Apr 17, 2016 | at Elon | L | 2-5 | 9 | 14-23-0 | 5-4-0 | Ross (L 2-4) | 255 | 2:36 |
| Apr 19, 2016 | at George Washington | L | 2-7 | 9 | 14-24-0 | 5-4-0 | Lawler (L 2-3) | 42 | 2:33 |
| * Apr 22, 2016 | at UNCW | L | 2-7 | 9 | 14-25-0 | 5-5-0 | Morris (L 2-2) | 888 | 2:17 |
| * Apr 23, 2016 | at UNCW | L | 2-6 | 9 | 14-26-0 | 5-6-0 | Ross (L 2-5) | 1101 | 2:49 |
| * Apr 24, 2016 | at UNCW | L | 4-11 | 9 | 14-27-0 | 5-7-0 | Marriggi (L 1-4) | 1136 | 3:14 |
| Apr 27, 2016 | DELAWARE STATE | W | 18-4 | 9 | 15-27-0 | 5-7-0 | Hartwell (W 1-0) | 127 | 3:07 |
| * Apr 29, 2016 | CHARLESTON | W | 4-3 | 9 | 16-27-0 | 6-7-0 | Golczewski (W 3-1) | 143 | 2:37 |
| * Apr 30, 2016 | CHARLESTON-1 | L | 4-9 | 9 | 16-28-0 | 6-8-0 | Ross (L 2-6) | - | 2:49 |
| * Apr 30, 2016 | CHARLESTON-2 | W | 7-4 | 9 | 17-28-0 | 7-8-0 | Clark (W 1-3) | 437 | 3:00 |
| * May 07, 2016 | at William & Mary-1 | L | 7-8 | 9 | 17-29-0 | 7-9-0 | Marriggi (L 1-5) | 527 | 3:08 |
| * May 07, 2016 | at William & Mary-2 | W | 9-1 | 9 | 18-29-0 | 8-9-0 | Stricker (W 5-1) | 527 | 3:13 |
| * May 08, 2016 | at William & Mary | L | 1-9 | 9 | 18-30-0 | 8-10-0 | Clark (L 6-4) | 362 | 2:30 |
| * May 13, 2016 | DELAWARE | W | 10-9 | (13) | 19-30-0 | 9-10-0 | Marriggi (W 2-5) | 139 | 4:09 |
| * May 14, 2016 | DELAWARE | L | 6-9 | 9 | 19-31-0 | 9-11-0 | Stricker (L 5-2) | 231 | 3:05 |
| * May 15, 2016 | DELAWARE | L | 1-6 | 9 | 19-32-0 | 9-12-0 | Clark (L 1-5) | 217 | 2:26 |
| May 17, 2016 | GEORGE MASON | L | 10-11 | 9 | 19-33-0 | 9-12-0 | Allen (L 0-1) | 111 | 3:30 |
| * May 19, 2016 | at Northeastern | L | 0-4 | 9 | 19-34-0 | 9-13-0 | Morris (L 2-3) | 288 | 1:57 |
| * May 20, 2016 | at Northeastern | L | 2-3 | 9 | 19-35-0 | 9-14-0 | Ross (L 2-7) | 295 | 2:06 |
| * May 21, 2016 | at Northeastern | W | 7-4 | 9 | 20-35-0 | 10-14-0 | Stricker (W 6-2) | 299 | 2:29 |

* = Colonial Athletic Association games

§ = Wake Forest Tournament

() extra inning game

2016 MISCELLANEOUS STATS

| | | Multi-Hit Games | | | | |
|--------|------------------|-----------------|----|---|----|-------|
| Player | | 2 | 3 | 4 | 5+ | TOTAL |
| 3 | Richie Palacios | 19 | 5 | 1 | - | 25 |
| 6 | Brady Policelli | 14 | 7 | 1 | - | 22 |
| 24 | A.J. Gallo | 10 | 3 | 1 | - | 14 |
| 12 | Chris Henze | 10 | 2 | 2 | - | 14 |
| 25 | Colin Gimblet | 9 | 3 | - | - | 12 |
| 29 | Colin Dyer | 8 | 2 | - | - | 10 |
| 7 | Cuinn Mullins | 8 | 2 | - | - | 10 |
| 23 | Richard Miller | 4 | 1 | - | - | 5 |
| 10 | Trey Martinez | 3 | - | - | - | 3 |
| 19 | Tristan Howerton | 2 | 1 | - | - | 3 |
| 14 | Clark Clatchey | 2 | - | - | - | 2 |
| 32 | Jay Sanford | 2 | - | - | - | 2 |
| 1 | Mark Grunberg | 2 | - | - | - | 2 |
| 38 | Billy Plante | 2 | - | - | - | 2 |
| 33 | Danny Caddigan | - | 1 | - | - | 1 |
| TEAM | | 95 | 27 | 5 | - | 127 |

| | | Hitting Streaks | |
|--------|------------------|-----------------|---------|
| Player | | Longest | Current |
| 3 | Richie Palacios | 15 | - |
| 6 | Brady Policelli | 10 | 1 |
| 24 | A.J. Gallo | 8 | 1 |
| 25 | Colin Gimblet | 7 | 2 |
| 29 | Colin Dyer | 6 | - |
| 12 | Chris Henze | 6 | 1 |
| 7 | Cuinn Mullins | 5 | 1 |
| 23 | Richard Miller | 4 | 4 |
| 14 | Clark Clatchey | 4 | 1 |
| 19 | Tristan Howerton | 4 | - |
| 10 | Trey Martinez | 3 | - |
| 1 | Mark Grunberg | 3 | 3 |
| 31 | Spencer Sutton | 3 | - |
| 32 | Jay Sanford | 2 | 1 |
| 33 | Danny Caddigan | 2 | - |
| 4 | John Drexel | 1 | 1 |
| 38 | Billy Plante | 1 | - |

| | | Multi-RBI Games | | | | |
|--------|------------------|-----------------|----|---|----|-------|
| Player | | 2 | 3 | 4 | 5+ | TOTAL |
| 6 | Brady Policelli | 7 | 2 | 1 | 1 | 11 |
| 3 | Richie Palacios | 7 | 2 | 1 | - | 10 |
| 12 | Chris Henze | 7 | 1 | 1 | - | 9 |
| 24 | A.J. Gallo | 5 | 2 | - | 1 | 8 |
| 7 | Cuinn Mullins | 4 | 2 | - | - | 6 |
| 19 | Tristan Howerton | 2 | - | - | 1 | 3 |
| 29 | Colin Dyer | 1 | - | 1 | - | 2 |
| 25 | Colin Gimblet | 2 | - | - | - | 2 |
| 10 | Trey Martinez | 1 | 1 | - | - | 2 |
| 4 | John Drexel | 1 | - | - | - | 1 |
| 32 | Jay Sanford | 1 | - | - | - | 1 |
| 33 | Danny Caddigan | 1 | - | - | - | 1 |
| 38 | Billy Plante | 1 | - | - | - | 1 |
| TEAM | | 40 | 10 | 4 | 3 | 57 |

| | | Reached Base Streaks | |
|--------|------------------|----------------------|---------|
| Player | | Longest | Current |
| 3 | Richie Palacios | 21 | 2 |
| 24 | A.J. Gallo | 18 | 4 |
| 6 | Brady Policelli | 18 | 1 |
| 12 | Chris Henze | 12 | 1 |
| 29 | Colin Dyer | 10 | 4 |
| 25 | Colin Gimblet | 10 | 2 |
| 23 | Richard Miller | 10 | 5 |
| 19 | Tristan Howerton | 9 | 2 |
| 32 | Jay Sanford | 8 | 2 |
| 7 | Cuinn Mullins | 7 | 3 |
| 31 | Spencer Sutton | 5 | - |
| 14 | Clark Clatchey | 4 | 1 |
| 38 | Billy Plante | 3 | - |
| 10 | Trey Martinez | 3 | - |
| 1 | Mark Grunberg | 3 | 3 |
| 4 | John Drexel | 3 | 2 |
| 33 | Danny Caddigan | 2 | - |
| 28 | Noah Hartwell | 1 | 1 |

Overall _____ 20-35
 Home _____ 12-10
 Away _____ 6-25
 Neutral _____ 2-0

Colonial Athletic Association _____ 10-14
 Home _____ 8-4
 Away _____ 2-10
 Neutral _____ 0-0

Nonconference _____ 10-21
 Home _____ 4-6
 Away _____ 4-15
 Neutral _____ 2-0

Day games _____ 18-27
 Night games _____ 2-8

When Leading After...
 Five innings _____ 16-8
 Six innings _____ 15-7
 Seven innings _____ 14-3
 Eight innings _____ 15-2

When Trailing After...
 Five innings _____ 3-24
 Six innings _____ 3-26
 Seven innings _____ 3-28
 Eight innings _____ 1-31

When Tied After...
 Five innings _____ 1-3
 Six innings _____ 2-2
 Seven innings _____ 2-4
 Eight innings _____ 3-2

Extra-inning games _____ 2-0
 Shutouts _____ 0-1
 One-run games _____ 9-9
 Games decided by two runs or less _____ 11-11
 Games decided by three runs or more _____ 9-24
 Scoring first _____ 11-14
 Scoring in first inning _____ 6-11
 Scoring six runs or more _____ 16-10
 Scoring five runs or less _____ 4-25
 Allowing six runs or more _____ 4-30
 Allowing five runs or less _____ 16-5

February _____ 0-6
 March _____ 9-10
 April _____ 8-12
 May _____ 3-7
 Sunday _____ 4-8
 Monday _____ 1-0
 Tuesday _____ 2-5
 Wednesday _____ 2-3
 Thursday _____ 0-2
 Friday _____ 5-8
 Saturday _____ 6-9

2016 GAME HIGHS

TEAM GAME HIGHS

TEAM BATTING

| | | |
|-----------------|----|---------------------------|
| At bats | 52 | at Norfolk State (3/12) |
| Runs | 18 | vs. Delaware State (4/27) |
| Hits | 17 | vs. Delaware State (4/27) |
| RBI's | 18 | vs. Delaware State (4/27) |
| Doubles | 5 | at Kennesaw State (3/26) |
| Triples | 3 | vs. Coppin State (3/22) |
| Home Runs | 2 | 6x |
| Total Bases | 26 | vs. Hofstra (4/1) |
| | 26 | vs. Delaware State (4/27) |
| Walks | 12 | vs. George Mason (5/17) |
| Strikeouts | 17 | at Norfolk State (3/12) |
| Sac hits | 2 | 6x |
| Sac flies | 2 | at Virginia (3/16) |
| | 2 | at Kennesaw State (3/25) |
| Stolen Bases | 7 | vs. Coppin State (3/22) |
| Hit by Pitch | 4 | at UNCW (4/24) |
| Caught Stealing | 2 | 4x |
| Runners LOB | 14 | at Norfolk State (3/12) |
| | 14 | at Kennesaw State (3/26) |
| | 14 | at George Mason (4/6) |
| Hit into DP | 4 | at Elon (4/16) |

TEAM PITCHING

| | | |
|-------------------|------|----------------------------|
| Innings pitched | 14.0 | at Norfolk State (3/12) |
| Runs Allowed | 17 | at New Mexico State (2/20) |
| Earned Runs | 17 | at New Mexico State (2/20) |
| Walks | 9 | at Elon (4/15) |
| Strikeouts | 14 | at Delaware State (3/28) |
| Hits Allowed | 17 | at New Mexico State (2/20) |
| | 17 | at New Mexico State (2/21) |
| | 17 | vs. Delaware (5/14) |
| Doubles Allowed | 5 | at Norfolk State (3/11) |
| | 5 | at Elon (4/16) |
| Triples Allowed | 1 | 11x |
| Home Runs Allowed | 4 | at New Mexico State (2/20) |
| | 4 | vs. Delaware (5/13) |
| Wild Pitches | 5 | at Norfolk State (3/13) |
| | 5 | at Elon (4/15) |
| | 5 | at UNCW (4/24) |
| Hit Batters | 4 | at New Mexico State (2/21) |
| | 4 | at Norfolk State (3/13) |


INDIVIDUAL GAME HIGHS

BATTING

| | | |
|---------------|---|---|
| At bats | 6 | 13x |
| Runs scored: | 4 | A.J. Gallo vs. Delaware State (4/27) |
| Hits: | 4 | 5x |
| RBI's: | 6 | Tristan Howerton vs. James Madison (4/10) |
| Doubles: | 2 | 8x |
| Triples: | 1 | 23x |
| Home runs: | 2 | Tristan Howerton vs. James Madison (4/10) |
| Total bases: | 9 | Tristan Howerton vs. James Madison (4/10) |
| Walks: | 5 | Brady Policelli vs. George Mason (5/17) |
| Strikeouts: | 3 | 20x |
| Sac hits: | 2 | Trey Martinez vs. Coppin State (3/22) |
| Sac flies: | 1 | 13x |
| Stolen bases: | 3 | Richie Palacios at Elon (4/15) |
| Hit by pitch: | 3 | Richie Palacios vs. Delaware (5/14) |

PITCHING

| | | |
|-----------------|-----|--|
| Innings pitched | 7.0 | Kevin Ross vs. Hofstra (4/3) |
| | 7.0 | Matt Golczewski vs. James Madison (4/10) |
| | 7.0 | Kevin Ross vs. Delaware (5/14) |
| Strikeouts: | 12 | Dean Stramara at Delaware State (3/28) |



Brady Policelli



Kevin Ross

2016 HOME RUNS, GAME-WINNING RBIS**Towson Home Runs**

| No. | Player (#) | Game # | Date | Opponent | Pitcher | Runs | Outs | Count | Inning | Score | (W/L) | Final |
|-----|----------------|--------|------|------------------|-------------|------|------|-------|--------|-------|-------|-------|
| 1. | Dyer (1)* | 4 | 2/26 | Presbyterian | Trebendis | 1 | 0 | 1-0 | 8 | 4-7 | L | 5-7 |
| 2. | Dyer (2)* | 7 | 3/4 | Wake Forest | Johnson | 1 | 0 | 3-1 | 8 | 2-8 | L | 4-8 |
| 3. | Policelli (1) | 10 | 3/7 | UMBC | Christian | 1 | 1 | 0-0 | 6 | 1-5 | L | 3-12 |
| 4. | Policelli (2) | 16 | 3/17 | Navy | Goodman | 1 | 2 | 2-2 | 1 | 0-0 | L | 5-6 |
| 5. | Palacios (1) | 17 | 3/19 | Rhode Island | Wilson | 1 | 1 | 3-2 | 5 | 1-0 | L | 2-7 |
| 6. | Howerton (1)* | 18 | 3/20 | Rhode Island | Moyers | 1 | 0 | 3-2 | 3 | 0-9 | L | 4-9 |
| 7. | Henze (1) | 24 | 3/29 | Delaware State | Davis | 2 | 2 | 2-2 | 5 | 3-0 | W | 8-1 |
| 8. | Policelli (3) | 25 | 3/30 | Mount St. Mary's | Shuff | 2 | 1 | 2-1 | 5 | 4-2 | W | 8-7 |
| 9. | Drexel (1)* | 25 | 3/30 | Mount St. Mary's | Kuypers | 1 | 0 | 3-2 | 9 | 7-7 | W | 8-7 |
| 10. | Henze (2) | 26 | 4/1 | Hofstra | Weiss | 2 | 0 | 1-2 | 5 | 6-2 | W | 15-4 |
| 11. | Martinez (1) | 26 | 4/1 | Hofstra | Weiss | 2 | 2 | 0-0 | 5 | 9-2 | W | 15-4 |
| 12. | Palacios (2) | 27 | 4/2 | Hofstra | Matteson | 2 | 0 | 0-1 | 6 | 0-6 | L | 3-7 |
| 13. | Gallo (1) | 30 | 4/8 | James Madison | Hoover | 3 | 2 | 0-0 | 5 | 1-2 | W | 6-4 |
| 14. | Policelli (4) | 30 | 4/8 | James Madison | Leckert | 2 | 0 | 1-2 | 7 | 4-3 | W | 6-4 |
| 15. | Dyer (3) | 31 | 4/10 | James Madison | Evans | 1 | 2 | 0-0 | 6 | 2-2 | W | 3-2 |
| 16. | Howerton (2) | 32 | 4/10 | James Madison | Withers | 4 | 0 | 1-1 | 4 | 1-4 | W | 8-4 |
| 17. | Howerton (3)* | 32 | 4/10 | James Madison | Garner | 1 | 0 | 2-2 | 8 | 5-4 | W | 8-4 |
| 18. | Policelli (5) | 34 | 4/13 | UMBC | Rozylowicz | 3 | 2 | 2-2 | 5 | 0-4 | L | 3-4 |
| 19. | Palacios (3) | 36 | 4/16 | Elon | Crowe | 2 | 1 | 0-1 | 7 | 3-5 | L | 6-7 |
| 20. | Palacios (4) | 41 | 4/24 | UNCW | Gesell | 1 | 2 | 1-1 | 9 | 3-11 | L | 4-11 |
| 21. | Policelli (6) | 42 | 4/27 | Delaware State | Maisonet | 2 | 1 | 1-0 | 7 | 10-4 | W | 18-4 |
| 22. | Policelli (7)* | 44 | 4/30 | Charleston | Detwiler | 1 | 0 | 2-2 | 9 | 1-9 | L | 4-9 |
| 23. | Palacios (5) | 44 | 4/30 | Charleston | Detwiler | 1 | 0 | 2-0 | 9 | 2-9 | L | 4-9 |
| 24. | Mullins (1) | 45 | 4/30 | Charleston | Bauer | 2 | 1 | 0-1 | 2 | 0-1 | W | 7-4 |
| 25. | Mullins (2) | 46 | 5/7 | William & Mary | Brown | 2 | 2 | 0-2 | 4 | 2-4 | L | 7-8 |
| 26. | Policelli (8)* | 49 | 5/13 | Delaware | FitzPatrick | 1 | 0 | 2-0 | 7 | 5-9 | W | 10-9 |
| 27. | Policelli (9)* | 50 | 5/14 | Delaware | Walter | 1 | 0 | 0-0 | 7 | 5-4 | L | 6-9 |
| 28. | Palacios (6) | 52 | 5/17 | George Mason | Ostroff | 4 | 0 | 0-0 | 3 | 4-1 | L | 10-11 |
| 29. | Henze (3) | 52 | 5/17 | George Mason | Ostroff | 1 | 2 | 1-0 | 3 | 8-1 | L | 10-11 |

* leadoff

Towson Game-Winning RBIs

| No. | Player (#) | Game # | Date | Opponent | Runs | Outs | Count | Inning | Final | Play |
|-----|----------------|--------|------|------------------|------|------|-------|--------|-------|--|
| 1. | Henze (1) | 8 | 3/5 | Richmond | 1 | 2 | 0-0 | 9 | 3-2 | Henze RBI single to right center |
| 2. | Palacios (1) | 9 | 3/6 | Harvard | 1 | 1 | 0-0 | 5 | 6-5 | Palacios RBI groundout to first |
| 3. | Dyer (1) | 12 | 3/12 | Norfolk State | 3 | 2 | 0-0 | 14 | 6-3 | Dyer 3-run triple to left center |
| 4. | Policelli (1) | 19 | 3/21 | Rhode Island | 1 | 2 | 3-1 | 3 | 7-1 | Policelli RBI single to left center |
| 5. | Martinez (1) | 20 | 3/22 | Coppin State | 1 | 1 | 0-0 | 7 | 8-7 | Martinez RBI sac bunt |
| 6. | Henze (2) | 21 | 3/25 | Kennesaw State | 1 | 2 | 1-2 | 8 | 6-5 | Henze RBI single to center |
| 7. | No RBI awarded | | | | | | | | | |
| 8. | Howerton (1) | 24 | 3/29 | Delaware State | 1 | 1 | 2-0 | 2 | 8-1 | Howerton RBI groundout to short |
| 9. | Drexel (1) | 25 | 3/30 | Mount St. Mary's | 1 | 0 | 3-2 | 9 | 8-7 | Drexel solo home run to left |
| 10. | Gallo (1) | 26 | 4/1 | Hofstra | 3 | 1 | 1-1 | 3 | 15-4 | Gallo 3-run triple to right center |
| 11. | Policelli (2) | 28 | 4/3 | Hofstra | 1 | 2 | 3-2 | 5 | 4-2 | Policelli RBI single to right field |
| 12. | Policelli (3) | 30 | 4/8 | James Madison | 2 | 0 | 1-2 | 7 | 6-4 | Policelli 2-run homer to left |
| 13. | Dyer (2) | 31 | 4/10 | James Madison | 1 | 2 | 0-0 | 6 | 3-2 | Dyer solo homer to right center |
| 14. | Howerton (2) | 32 | 4/10 | James Madison | 4 | 0 | 1-1 | 4 | 8-4 | Howerton grand slam to left |
| 15. | Martinez (1) | 42 | 4/27 | Delaware State | 3 | 2 | 0-1 | 1 | 18-4 | Martinez 3-run triple to right center |
| 16. | Policelli (4) | 43 | 4/29 | Charleston | 2 | 1 | 0-0 | 8 | 4-3 | Policelli 2-run triple to right center |
| 17. | Mullins (1) | 45 | 4/30 | Charleston | 1 | 1 | 0-0 | 3 | 7-4 | Mullins sacrifice fly to center |
| 18. | Gimblet (1) | 47 | 5/7 | William & Mary | 1 | 0 | 3-2 | 5 | 9-1 | Gimblet RBI double to right center |
| 19. | Henze (3) | 49 | 5/13 | Delaware | 1 | 1 | 3-0 | 13 | 10-9 | Henze draws bases loaded walk |
| 20. | Drexel (2) | 55 | 5/21 | Northeastern | 2 | 1 | 1-1 | 3 | 7-4 | Drexel 2-run double to left center |

2016 TEAM GAME-BY-GAME BATTING

2016 Towson Baseball
Team Game-by-Game for Towson (Final)
Batting (All games)

| Date | Opponent | ab | r | h | rbi | 2b | 3b | hr | bb | ibb | sb | cs | hbp | sac | sf | gdp | k | po | a | e | avg. |
|-----------|----------------------|------|-----|-----|-----|----|----|----|-----|-----|----|----|-----|-----|----|-----|-----|------|-----|----|------|
| Feb 19 | at New Mexico State | 33 | 5 | 6 | 5 | 1 | 0 | 0 | 2 | 0 | 0 | 1 | 1 | 0 | 0 | 0 | 5 | 24 | 8 | 0 | .182 |
| Feb 20 | at New Mexico State | 35 | 3 | 12 | 3 | 2 | 0 | 0 | 3 | 0 | 0 | 0 | 2 | 1 | 0 | 2 | 9 | 24 | 10 | 0 | .265 |
| Feb 21 | at New Mexico State | 38 | 8 | 12 | 7 | 3 | 0 | 0 | 4 | 0 | 2 | 1 | 1 | 1 | 0 | 0 | 13 | 26 | 10 | 1 | .283 |
| Feb 26 | at Presbyterian | 35 | 5 | 10 | 4 | 2 | 0 | 1 | 4 | 0 | 3 | 0 | 3 | 0 | 0 | 0 | 12 | 24 | 12 | 4 | .284 |
| Feb 27 | at Presbyterian | 32 | 2 | 6 | 2 | 0 | 0 | 0 | 3 | 0 | 0 | 0 | 0 | 0 | 0 | 0 | 10 | 24 | 12 | 0 | .266 |
| Feb 28 | at Presbyterian | 33 | 5 | 6 | 5 | 2 | 0 | 0 | 8 | 0 | 2 | 0 | 0 | 0 | 0 | 0 | 11 | 24 | 11 | 2 | .252 |
| Mar 04 | at Wake Forest | 35 | 4 | 10 | 3 | 3 | 0 | 1 | 1 | 0 | 0 | 0 | 1 | 1 | 0 | 0 | 13 | 24 | 15 | 2 | .257 |
| Mar 05 | vs Richmond | 31 | 3 | 6 | 3 | 1 | 1 | 0 | 7 | 0 | 3 | 0 | 1 | 1 | 1 | 1 | 4 | 27 | 11 | 4 | .250 |
| Mar 06 | vs Harvard | 36 | 6 | 11 | 6 | 1 | 0 | 0 | 7 | 0 | 1 | 0 | 2 | 1 | 0 | 1 | 5 | 27 | 9 | 1 | .256 |
| Mar 08 | at UMBC | 32 | 3 | 6 | 3 | 2 | 0 | 1 | 4 | 0 | 0 | 0 | 0 | 0 | 0 | 0 | 5 | 24 | 11 | 4 | .250 |
| Mar 11 | at Norfolk State | 32 | 7 | 10 | 7 | 1 | 0 | 0 | 5 | 0 | 3 | 2 | 0 | 2 | 1 | 1 | 10 | 24 | 10 | 5 | .255 |
| Mar 12 | at Norfolk State | 52 | 6 | 13 | 6 | 2 | 2 | 0 | 8 | 2 | 3 | 1 | 0 | 2 | 0 | 0 | 17 | 42 | 17 | 0 | .255 |
| Mar 13 | at Norfolk State | 40 | 7 | 10 | 5 | 3 | 0 | 0 | 3 | 0 | 3 | 0 | 3 | 0 | 0 | 1 | 6 | 24 | 15 | 2 | .254 |
| Mar 15 | at Virginia | 35 | 3 | 8 | 3 | 1 | 0 | 0 | 6 | 0 | 2 | 0 | 1 | 0 | 0 | 0 | 7 | 24 | 10 | 1 | .253 |
| Mar 16 | at Virginia | 33 | 8 | 10 | 8 | 3 | 0 | 0 | 5 | 0 | 0 | 0 | 1 | 0 | 2 | 1 | 9 | 24 | 17 | 2 | .256 |
| Mar 17 | NAVY | 37 | 5 | 13 | 5 | 1 | 0 | 1 | 2 | 0 | 0 | 1 | 1 | 0 | 1 | 2 | 6 | 27 | 16 | 1 | .262 |
| Mar 19 | RHODE ISLAND | 30 | 2 | 5 | 2 | 0 | 0 | 1 | 3 | 0 | 1 | 0 | 0 | 0 | 1 | 1 | 10 | 27 | 13 | 4 | .257 |
| Mar 20 | RHODE ISLAND | 38 | 4 | 8 | 3 | 2 | 0 | 1 | 1 | 0 | 3 | 0 | 0 | 0 | 0 | 0 | 11 | 27 | 12 | 1 | .254 |
| Mar 21 | RHODE ISLAND | 31 | 7 | 7 | 7 | 1 | 0 | 0 | 7 | 1 | 4 | 0 | 0 | 2 | 0 | 0 | 8 | 27 | 11 | 0 | .253 |
| Mar 22 | COPPIN STATE | 30 | 8 | 10 | 7 | 1 | 3 | 0 | 7 | 0 | 7 | 1 | 1 | 2 | 1 | 0 | 4 | 27 | 16 | 4 | .256 |
| Mar 25 | at Kennesaw State | 36 | 7 | 12 | 7 | 3 | 0 | 0 | 6 | 0 | 4 | 0 | 2 | 1 | 2 | 0 | 9 | 27 | 15 | 3 | .260 |
| Mar 25 | at Kennesaw State | 39 | 8 | 12 | 4 | 1 | 0 | 0 | 3 | 0 | 6 | 1 | 2 | 0 | 0 | 0 | 6 | 24 | 9 | 2 | .263 |
| Mar 26 | at Kennesaw State | 38 | 6 | 12 | 5 | 5 | 0 | 0 | 7 | 0 | 2 | 0 | 1 | 1 | 0 | 2 | 11 | 27 | 13 | 0 | .265 |
| Mar 28 | at Delaware State | 33 | 8 | 10 | 8 | 3 | 0 | 1 | 6 | 0 | 1 | 1 | 2 | 1 | 0 | 0 | 5 | 27 | 10 | 0 | .267 |
| Mar 30 | MOUNT ST. MARY'S | 32 | 8 | 12 | 8 | 3 | 2 | 2 | 2 | 0 | 3 | 2 | 1 | 1 | 0 | 0 | 8 | 27 | 8 | 0 | .271 |
| * Apr 01 | HOFSTRA | 37 | 15 | 13 | 12 | 3 | 2 | 2 | 6 | 1 | 1 | 1 | 1 | 2 | 0 | 0 | 2 | 27 | 14 | 0 | .274 |
| * Apr 02 | HOFSTRA | 32 | 3 | 7 | 3 | 0 | 0 | 1 | 1 | 0 | 2 | 0 | 0 | 0 | 0 | 2 | 4 | 27 | 18 | 4 | .272 |
| * Apr 03 | HOFSTRA | 29 | 4 | 8 | 2 | 1 | 0 | 0 | 4 | 1 | 1 | 1 | 1 | 1 | 0 | 1 | 9 | 27 | 17 | 3 | .272 |
| Apr 06 | at George Mason | 35 | 3 | 9 | 3 | 0 | 1 | 0 | 7 | 0 | 0 | 1 | 1 | 1 | 0 | 0 | 7 | 24 | 8 | 4 | .272 |
| * Apr 08 | JAMES MADISON | 35 | 6 | 13 | 6 | 1 | 0 | 2 | 1 | 0 | 0 | 1 | 0 | 0 | 0 | 0 | 7 | 27 | 17 | 2 | .275 |
| * Apr 10 | JAMES MADISON | 24 | 3 | 7 | 3 | 2 | 0 | 1 | 1 | 0 | 1 | 0 | 0 | 0 | 0 | 0 | 7 | 21 | 10 | 1 | .275 |
| * Apr 10 | JAMES MADISON | 33 | 8 | 9 | 8 | 2 | 0 | 2 | 7 | 0 | 2 | 1 | 2 | 0 | 0 | 0 | 8 | 27 | 12 | 0 | .275 |
| Apr 12 | GEORGE WASHINGTON | 32 | 2 | 9 | 2 | 0 | 0 | 0 | 4 | 0 | 0 | 0 | 0 | 0 | 0 | 2 | 5 | 27 | 15 | 4 | .275 |
| Apr 13 | UMBC | 34 | 3 | 9 | 3 | 3 | 0 | 1 | 6 | 1 | 2 | 0 | 1 | 0 | 0 | 1 | 6 | 27 | 9 | 1 | .275 |
| * Apr 15 | at Elon | 34 | 8 | 11 | 6 | 2 | 1 | 0 | 4 | 0 | 6 | 1 | 3 | 2 | 0 | 2 | 7 | 26 | 12 | 2 | .276 |
| * Apr 16 | at Elon | 35 | 6 | 13 | 5 | 0 | 1 | 1 | 1 | 0 | 1 | 1 | 2 | 1 | 0 | 2 | 6 | 24 | 13 | 0 | .279 |
| * Apr 17 | at Elon | 27 | 2 | 4 | 2 | 1 | 0 | 0 | 7 | 0 | 0 | 1 | 0 | 0 | 1 | 2 | 6 | 24 | 5 | 0 | .276 |
| Apr 19 | at George Washington | 36 | 2 | 10 | 2 | 0 | 1 | 0 | 1 | 0 | 2 | 0 | 0 | 0 | 0 | 1 | 3 | 24 | 10 | 0 | .276 |
| * Apr 22 | at UNCW | 31 | 2 | 6 | 2 | 0 | 0 | 0 | 3 | 0 | 2 | 0 | 0 | 1 | 0 | 1 | 1 | 24 | 11 | 2 | .274 |
| * Apr 23 | at UNCW | 34 | 2 | 9 | 2 | 1 | 0 | 0 | 1 | 0 | 2 | 0 | 0 | 0 | 0 | 0 | 8 | 24 | 14 | 3 | .274 |
| * Apr 24, | at UNCW | 32 | 4 | 4 | 4 | 1 | 0 | 1 | 4 | 0 | 0 | 0 | 4 | 0 | 0 | 0 | 5 | 24 | 10 | 1 | .271 |
| Apr 27 | DELAWARE STATE | 40 | 18 | 17 | 18 | 2 | 2 | 1 | 11 | 0 | 2 | 0 | 0 | 0 | 0 | 1 | 13 | 27 | 16 | 1 | .275 |
| * Apr 29 | CHARLESTON | 32 | 4 | 8 | 4 | 1 | 1 | 0 | 0 | 0 | 0 | 0 | 0 | 0 | 0 | 1 | 7 | 27 | 10 | 1 | .275 |
| * Apr 30 | CHARLESTON | 32 | 4 | 6 | 4 | 1 | 1 | 2 | 3 | 0 | 0 | 0 | 0 | 0 | 0 | 1 | 11 | 27 | 13 | 2 | .273 |
| * Apr 30 | CHARLESTON | 32 | 7 | 8 | 7 | 3 | 1 | 1 | 6 | 0 | 1 | 0 | 0 | 1 | 1 | 0 | 9 | 27 | 7 | 1 | .272 |
| * May 07 | at William & Mary | 35 | 7 | 10 | 7 | 3 | 0 | 1 | 5 | 1 | 1 | 1 | 1 | 1 | 0 | 0 | 8 | 26 | 9 | 3 | .272 |
| * May 07 | at William & Mary | 39 | 9 | 10 | 6 | 4 | 1 | 0 | 7 | 0 | 1 | 0 | 0 | 0 | 0 | 0 | 9 | 27 | 8 | 1 | .272 |
| * May 08 | at William & Mary | 30 | 1 | 5 | 1 | 0 | 0 | 0 | 3 | 0 | 0 | 1 | 0 | 0 | 0 | 1 | 4 | 24 | 16 | 0 | .270 |
| * May 13 | DELAWARE | 48 | 10 | 13 | 8 | 1 | 1 | 1 | 7 | 2 | 4 | 1 | 3 | 0 | 0 | 1 | 11 | 39 | 14 | 3 | .270 |
| * May 14, | DELAWARE | 32 | 6 | 8 | 5 | 0 | 0 | 1 | 3 | 0 | 2 | 2 | 3 | 0 | 1 | 0 | 6 | 27 | 10 | 5 | .270 |
| * May 15 | DELAWARE | 29 | 1 | 3 | 0 | 0 | 0 | 0 | 5 | 1 | 0 | 0 | 0 | 1 | 0 | 0 | 10 | 27 | 14 | 3 | .267 |
| May 17 | GEORGE MASON | 36 | 10 | 10 | 10 | 1 | 1 | 2 | 12 | 0 | 1 | 0 | 1 | 1 | 0 | 1 | 11 | 27 | 8 | 1 | .267 |
| * May 19 | at Northeastern | 32 | 0 | 5 | 0 | 0 | 0 | 0 | 0 | 0 | 3 | 0 | 1 | 1 | 0 | 0 | 7 | 24 | 14 | 0 | .265 |
| * May 20 | at Northeastern | 30 | 2 | 4 | 2 | 0 | 0 | 0 | 4 | 0 | 3 | 0 | 1 | 0 | 0 | 0 | 10 | 24 | 11 | 0 | .263 |
| * May 21 | at Northeastern | 31 | 7 | 9 | 7 | 2 | 1 | 0 | 10 | 0 | 0 | 2 | 1 | 1 | 1 | 0 | 4 | 27 | 7 | 2 | .264 |
| Totals | | 1874 | 297 | 494 | 270 | 82 | 23 | 29 | 248 | 10 | 93 | 26 | 52 | 31 | 13 | 32 | 425 | 1437 | 653 | 93 | .264 |

* = CAA game

2016 TEAM GAME-BY-GAME PITCHING

**2016 Towson Baseball
Team Game-by-Game for Towson (Final)
Pitching (All games)**

| Date | Opponent | ip | h | r | er | bb | so | 2b | 3b | hr | wp | bk | hbp | dp | ibb | score | w-l | sv | era |
|----------|----------------------|-------|-----|-----|-----|-----|-----|-----|----|----|----|----|-----|----|-----|---------|-------|----|-------|
| Feb 19 | at New Mexico State | 8.0 | 9 | 8 | 8 | 6 | 6 | 1 | 0 | 1 | 3 | 0 | 2 | 1 | 1 | 5-8 | 0-1 | 0 | 9.00 |
| Feb 20 | at New Mexico State | 8.0 | 17 | 17 | 17 | 2 | 5 | 4 | 0 | 4 | 0 | 0 | 3 | 1 | 0 | 3-17 | 0-2 | 0 | 14.06 |
| Feb 21 | at New Mexico State | 8.2 | 17 | 9 | 8 | 3 | 4 | 1 | 1 | 0 | 2 | 0 | 4 | 0 | 0 | 8-9 | 0-3 | 0 | 12.04 |
| Feb 26 | at Presbyterian | 8.0 | 12 | 7 | 5 | 4 | 4 | 0 | 0 | 1 | 2 | 0 | 0 | 1 | 0 | 5-7 | 0-4 | 0 | 10.47 |
| Feb 27 | at Presbyterian | 8.0 | 9 | 6 | 6 | 2 | 5 | 1 | 0 | 3 | 2 | 0 | 2 | 2 | 0 | 2-6 | 0-5 | 0 | 9.74 |
| Feb 28 | at Presbyterian | 8.0 | 12 | 11 | 7 | 6 | 6 | 2 | 1 | 1 | 3 | 0 | 0 | 0 | 0 | 5-11 | 0-6 | 0 | 9.43 |
| Mar 04 | at Wake Forest | 8.0 | 8 | 8 | 3 | 4 | 3 | 3 | 1 | 0 | 3 | 0 | 0 | 0 | 0 | 4-8 | 0-7 | 0 | 8.58 |
| Mar 05 | vs Richmond | 9.0 | 9 | 2 | 1 | 3 | 6 | 3 | 0 | 0 | 2 | 0 | 1 | 1 | 0 | 3-2 | 1-7 | 0 | 7.54 |
| Mar 06 | vs Harvard | 9.0 | 6 | 5 | 1 | 3 | 5 | 4 | 0 | 0 | 1 | 0 | 1 | 0 | 0 | 6-5 | 2-7 | 0 | 6.75 |
| Mar 08 | at UMBC | 8.0 | 15 | 12 | 6 | 5 | 3 | 3 | 1 | 0 | 0 | 0 | 1 | 0 | 0 | 3-12 | 2-8 | 0 | 6.75 |
| Mar 11 | at Norfolk State | 8.0 | 13 | 12 | 8 | 2 | 5 | 5 | 0 | 1 | 2 | 0 | 2 | 1 | 0 | 7-12 | 2-9 | 0 | 6.95 |
| Mar 12 | at Norfolk State | 14.0 | 11 | 3 | 2 | 6 | 12 | 4 | 0 | 1 | 2 | 0 | 3 | 1 | 2 | 6-3 | 3-9 | 0 | 6.19 |
| Mar 13 | at Norfolk State | 8.0 | 12 | 13 | 7 | 3 | 3 | 3 | 0 | 1 | 5 | 0 | 4 | 1 | 0 | 7-13 | 3-10 | 0 | 6.31 |
| Mar 15 | at Virginia | 8.0 | 14 | 4 | 4 | 2 | 1 | 2 | 0 | 0 | 1 | 0 | 0 | 1 | 0 | 3-4 | 3-11 | 0 | 6.19 |
| Mar 16 | at Virginia | 8.0 | 12 | 10 | 8 | 0 | 3 | 1 | 0 | 3 | 0 | 0 | 1 | 0 | 0 | 8-10 | 3-12 | 0 | 6.37 |
| Mar 17 | NAVY | 9.0 | 10 | 6 | 5 | 5 | 5 | 3 | 0 | 1 | 3 | 0 | 0 | 0 | 0 | 5-6 | 3-13 | 0 | 6.28 |
| Mar 19 | RHODE ISLAND | 9.0 | 12 | 7 | 3 | 4 | 7 | 4 | 0 | 0 | 2 | 0 | 2 | 0 | 1 | 2-7 | 3-14 | 0 | 6.07 |
| Mar 20 | RHODE ISLAND | 9.0 | 11 | 9 | 2 | 3 | 6 | 2 | 0 | 2 | 1 | 0 | 0 | 2 | 0 | 4-9 | 3-15 | 0 | 5.84 |
| Mar 21 | RHODE ISLAND | 9.0 | 6 | 1 | 1 | 2 | 7 | 4 | 0 | 0 | 2 | 2 | 0 | 0 | 0 | 7-1 | 4-15 | 1 | 5.57 |
| Mar 22 | COPPIN STATE | 9.0 | 6 | 7 | 3 | 7 | 9 | 1 | 1 | 0 | 2 | 0 | 1 | 2 | 0 | 8-7 | 5-15 | 2 | 5.44 |
| Mar 25 | at Kennesaw State | 9.0 | 13 | 6 | 2 | 5 | 7 | 1 | 0 | 0 | 1 | 1 | 0 | 1 | 0 | 7-6 | 6-15 | 2 | 5.27 |
| Mar 25 | at Kennesaw State | 8.0 | 16 | 11 | 8 | 2 | 5 | 1 | 1 | 2 | 1 | 0 | 0 | 0 | 0 | 8-11 | 6-16 | 2 | 5.43 |
| Mar 26 | at Kennesaw State | 9.0 | 9 | 5 | 4 | 3 | 3 | 1 | 1 | 0 | 0 | 2 | 0 | 1 | 0 | 6-5 | 7-16 | 3 | 5.36 |
| Mar 28 | at Delaware State | 9.0 | 7 | 1 | 1 | 1 | 14 | 1 | 0 | 0 | 1 | 0 | 0 | 0 | 0 | 8-1 | 8-16 | 3 | 5.18 |
| Mar 30 | MOUNT ST. MARY'S | 9.0 | 9 | 7 | 7 | 3 | 11 | 3 | 0 | 1 | 0 | 0 | 2 | 1 | 0 | 8-7 | 9-16 | 3 | 5.25 |
| * Apr 01 | HOFSTRA | 9.0 | 10 | 4 | 4 | 4 | 3 | 0 | 0 | 2 | 3 | 0 | 0 | 1 | 0 | 15-4 | 10-16 | 4 | 5.20 |
| * Apr 02 | HOFSTRA | 9.0 | 10 | 7 | 4 | 4 | 4 | 1 | 0 | 2 | 0 | 0 | 0 | 3 | 0 | 3-7 | 10-17 | 4 | 5.16 |
| * Apr 03 | HOFSTRA | 9.0 | 6 | 2 | 1 | 3 | 5 | 2 | 0 | 0 | 1 | 0 | 1 | 2 | 0 | 4-2 | 11-17 | 5 | 5.00 |
| Apr 06 | at George Mason | 8.0 | 14 | 10 | 6 | 6 | 9 | 2 | 0 | 0 | 0 | 0 | 0 | 2 | 1 | 3-10 | 11-18 | 5 | 5.06 |
| * Apr 08 | JAMES MADISON | 9.0 | 10 | 4 | 2 | 5 | 7 | 1 | 0 | 0 | 4 | 0 | 0 | 1 | 0 | 6-4 | 12-18 | 6 | 4.95 |
| * Apr 10 | JAMES MADISON | 7.0 | 4 | 2 | 1 | 2 | 7 | 1 | 0 | 0 | 2 | 0 | 2 | 0 | 0 | 3-2 | 13-18 | 6 | 4.86 |
| * Apr 10 | JAMES MADISON | 9.0 | 9 | 4 | 4 | 3 | 8 | 1 | 1 | 1 | 2 | 0 | 0 | 0 | 0 | 8-4 | 14-18 | 6 | 4.83 |
| Apr 12 | GEORGE WASHINGTON | 9.0 | 15 | 10 | 8 | 4 | 5 | 1 | 0 | 1 | 0 | 0 | 0 | 0 | 0 | 2-10 | 14-19 | 6 | 4.93 |
| Apr 13 | UMBC | 9.0 | 8 | 4 | 3 | 1 | 4 | 1 | 0 | 0 | 0 | 0 | 1 | 0 | 0 | 3-4 | 14-20 | 6 | 4.87 |
| * Apr 15 | at Elon | 8.2 | 8 | 9 | 9 | 9 | 7 | 1 | 0 | 1 | 5 | 0 | 1 | 2 | 0 | 8-9 | 14-21 | 6 | 5.00 |
| * Apr 16 | at Elon | 8.0 | 8 | 7 | 7 | 5 | 1 | 5 | 1 | 1 | 1 | 0 | 1 | 1 | 1 | 6-7 | 14-22 | 6 | 5.07 |
| * Apr 17 | at Elon | 8.0 | 6 | 5 | 5 | 3 | 11 | 0 | 0 | 1 | 3 | 0 | 3 | 0 | 0 | 2-5 | 14-23 | 6 | 5.09 |
| Apr 19 | at George Washington | 8.0 | 11 | 7 | 7 | 4 | 4 | 1 | 0 | 2 | 0 | 0 | 0 | 0 | 0 | 2-7 | 14-24 | 6 | 5.15 |
| * Apr 22 | at UNCW | 8.0 | 8 | 7 | 3 | 4 | 2 | 4 | 0 | 2 | 0 | 0 | 2 | 2 | 0 | 2-7 | 14-25 | 6 | 5.11 |
| * Apr 23 | at UNCW | 8.0 | 11 | 6 | 6 | 4 | 2 | 3 | 1 | 0 | 0 | 0 | 1 | 3 | 0 | 2-6 | 14-26 | 6 | 5.15 |
| * Apr 24 | at UNCW | 8.0 | 13 | 11 | 11 | 8 | 9 | 4 | 0 | 2 | 5 | 0 | 1 | 0 | 0 | 4-11 | 14-27 | 6 | 5.31 |
| Apr 27 | DELAWARE STATE | 9.0 | 8 | 4 | 4 | 2 | 4 | 2 | 1 | 0 | 3 | 0 | 2 | 3 | 0 | 18-4 | 15-27 | 6 | 5.28 |
| * Apr 29 | CHARLESTON | 9.0 | 10 | 3 | 2 | 3 | 5 | 0 | 0 | 0 | 1 | 0 | 2 | 1 | 0 | 4-3 | 16-27 | 7 | 5.20 |
| * Apr 30 | CHARLESTON | 9.0 | 15 | 9 | 5 | 2 | 6 | 2 | 0 | 2 | 1 | 0 | 0 | 0 | 0 | 4-9 | 16-28 | 7 | 5.20 |
| * Apr 30 | CHARLESTON | 9.0 | 10 | 4 | 4 | 5 | 5 | 4 | 0 | 1 | 1 | 0 | 1 | 1 | 0 | 7-4 | 17-28 | 8 | 5.17 |
| * May 07 | at William & Mary | 8.2 | 10 | 8 | 7 | 4 | 4 | 2 | 0 | 1 | 2 | 0 | 2 | 0 | 0 | 7-8 | 17-29 | 8 | 5.21 |
| * May 07 | at William & Mary | 9.0 | 7 | 1 | 0 | 7 | 6 | 2 | 0 | 0 | 1 | 0 | 1 | 2 | 0 | 9-1 | 18-29 | 8 | 5.10 |
| * May 07 | at William & Mary | 8.0 | 9 | 9 | 9 | 4 | 2 | 1 | 0 | 1 | 3 | 0 | 1 | 1 | 2 | 1-9 | 18-30 | 8 | 5.20 |
| * May 13 | DELAWARE | 13.0 | 11 | 9 | 8 | 8 | 6 | 0 | 0 | 4 | 0 | 0 | 0 | 1 | 1 | 10-9 | 19-30 | 8 | 5.21 |
| * May 14 | DELAWARE | 9.0 | 17 | 9 | 7 | 4 | 6 | 3 | 0 | 0 | 1 | 0 | 0 | 2 | 0 | 6-9 | 19-31 | 8 | 5.24 |
| * May 15 | DELAWARE | 9.0 | 14 | 6 | 4 | 2 | 3 | 4 | 0 | 0 | 2 | 0 | 0 | 2 | 0 | 1-6 | 19-32 | 8 | 5.22 |
| May 17 | GEORGE MASON | 9.0 | 15 | 11 | 10 | 2 | 6 | 3 | 0 | 3 | 2 | 0 | 0 | 0 | 0 | 10-11 | 19-33 | 8 | 5.31 |
| * May 19 | at Northeastern | 8.0 | 8 | 4 | 4 | 0 | 5 | 3 | 0 | 0 | 0 | 0 | 0 | 1 | 0 | 0-4 | 19-34 | 8 | 5.30 |
| * May 20 | at Northeastern | 8.0 | 8 | 3 | 3 | 4 | 4 | 2 | 0 | 0 | 2 | 0 | 1 | 2 | 0 | 2-3 | 19-35 | 8 | 5.27 |
| * May 21 | at Northeastern | 9.0 | 8 | 4 | 1 | 3 | 10 | 2 | 0 | 0 | 0 | 0 | 0 | 1 | 0 | 7-4 | 20-35 | 8 | 5.19 |
| Totals | | 479.0 | 576 | 370 | 276 | 205 | 305 | 116 | 11 | 49 | 86 | 5 | 52 | 51 | 9 | 297-370 | 20-35 | 8 | 5.19 |

* = CAA game

2016 STARTING LINEUP BY POSITION**TOWSON STARTING LINEUP BY POSITION**

| Date | Opp. | P | C | 1B | 2B | SS | 3B | LF | CF | RF | DH |
|------|-----------------------|------------|-----------|---------|----------|-----------|-----------|----------|----------|----------|---------|
| 2/19 | New Mexico State | Golczewski | Martinez | Gimblet | Dyer | Palacios | Policelli | Clatchey | Grunberg | Gallo | Mullins |
| 2/20 | New Mexico State | Clark | Howerton | Gimblet | Dyer | Palacios | Policelli | Clatchey | Grunberg | Gallo | Mullins |
| 2/21 | New Mexico State | Ross | Martinez | Gimblet | Dyer | Palacios | Policelli | Clatchey | Grunberg | Gallo | Sanford |
| 2/26 | Presbyterian | Golczewski | Martinez | Miller | Dyer | Palacios | Policelli | Clatchey | Gallo | Gimblet | Sanford |
| 2/27 | Presbyterian | Clark | Howerton | Miller | Dyer | Palacios | Policelli | Mullins | Gallo | Gimblet | Sutton |
| 2/28 | Presbyterian | Ross | Howerton | Miller | Dyer | Palacios | Policelli | Mullins | Gallo | Gimblet | Sutton |
| 3/4 | Wake Forest | Golczewski | Policelli | Henze | Dyer | Palacios | Miller | Mullins | Gallo | Gimblet | Plante |
| 3/5 | Richmond | Clark | Martinez | Miller | Dyer | Palacios | Policelli | Clatchey | Gallo | Gimblet | Henze |
| 3/6 | Harvard | Ross | Howerton | Miller | Dyer | Palacios | Policelli | Mullins | Gallo | Gimblet | Henze |
| 3/8 | UMBC | Smith | Policelli | Henze | Dyer | Palacios | Miller | Mullins | Gallo | Gimblet | Sanford |
| 3/11 | Norfolk State | Golczewski | Martinez | Dyer | Palacios | Policelli | Miller | Mullins | Gallo | Gimblet | Henze |
| 3/12 | Norfolk State | Clark | Howerton | Dyer | Palacios | Policelli | Miller | Mullins | Gallo | Gimblet | Henze |
| 3/13 | Norfolk State | Ross | Martinez | Dyer | Palacios | Policelli | Miller | Clatchey | Gallo | Gimblet | Henze |
| 3/15 | Virginia | Allen | Howerton | Dyer | Palacios | Policelli | Sanford | Mullins | Gallo | Gimblet | Henze |
| 3/16 | Virginia | Marriggi | Martinez | Henze | Palacios | Policelli | Miller | Mullins | Gallo | Gimblet | Plante |
| 3/17 | Navy | Golczewski | Howerton | Dyer | Palacios | Policelli | Sanford | Mullins | Gallo | Gimblet | Henze |
| 3/19 | Rhode Island | Clark | Martinez | Dyer | Palacios | Policelli | Sanford | Mullins | Gallo | Gimblet | Henze |
| 3/20 | Rhode Island | Ross | Howerton | Miller | Palacios | Policelli | Sanford | Clatchey | Gallo | Gimblet | Henze |
| 3/21 | Rhode Island | Marriggi | Howerton | Dyer | Palacios | Policelli | Miller | Mullins | Gallo | Gimblet | Henze |
| 3/22 | Coppin State | Stramara | Martinez | Dyer | Palacios | Policelli | Sanford | Mullins | Gallo | Gimblet | Henze |
| 3/25 | Kennesaw State | Morris | Howerton | Dyer | Palacios | Policelli | Sanford | Mullins | Gallo | Gimblet | Henze |
| 3/25 | Kennesaw State | Clark | Martinez | Dyer | Palacios | Policelli | Miller | Clatchey | Gallo | Gimblet | Henze |
| 3/26 | Kennesaw State | Ross | Martinez | Dyer | Palacios | Policelli | Miller | Mullins | Gallo | Gimblet | Henze |
| 3/29 | Delaware State | Stramara | Howerton | Dyer | Palacios | Policelli | Miller | Drexel | Gallo | Gimblet | Henze |
| 3/30 | Mount St. Mary's | Smith | Martinez | Dyer | Palacios | Policelli | Sanford | Mullins | Gallo | Plante | Henze |
| 4/1 | Hofstra | Morris | Martinez | Dyer | Palacios | Policelli | Miller | Mullins | Gallo | Gimblet | Henze |
| 4/2 | Hofstra | Clark | Howerton | Dyer | Palacios | Policelli | Miller | Mullins | Gallo | Gimblet | Henze |
| 4/3 | Hofstra | Ross | Martinez | Dyer | Palacios | Policelli | Sanford | Drexel | Gallo | Gimblet | Henze |
| 4/6 | George Mason | Marriggi | Howerton | Dyer | Palacios | Policelli | Sanford | Drexel | Gallo | Plante | Henze |
| 4/8 | James Madison | Morris | Martinez | Dyer | Palacios | Policelli | Sanford | Drexel | Gallo | Gimblet | Henze |
| 4/10 | James Madison | Ross | Martinez | Dyer | Palacios | Policelli | Sanford | Drexel | Gallo | Gimblet | Henze |
| 4/10 | James Madison | Clark | Howerton | Dyer | Palacios | Policelli | Miller | Mullins | Gallo | Gimblet | Henze |
| 4/12 | George Washington | Marriggi | Howerton | Dyer | Sanford | Policelli | Miller | Drexel | Gallo | Clatchey | Henze |
| 4/13 | UMBC | Beers | Martinez | Dyer | Palacios | Policelli | Miller | Mullins | Gallo | Gimblet | Henze |
| 4/15 | Elon | Morris | Howerton | Dyer | Palacios | Policelli | Miller | Mullins | Gallo | Gimblet | Henze |
| 4/16 | Elon | Clark | Martinez | Dyer | Palacios | Policelli | Miller | Mullins | Gallo | Gimblet | Henze |
| 4/17 | Elon | Ross | Howerton | Dyer | Palacios | Policelli | Sanford | Mullins | Gallo | Gimblet | Henze |
| 4/19 | George Washington | Lawler | Howerton | Dyer | Palacios | Policelli | Miller | Mullins | Gallo | Clatchey | Henze |
| 4/22 | UNCW | Morris | Martinez | Dyer | Palacios | Policelli | Miller | Mullins | Gallo | Gimblet | Henze |
| 4/23 | UNCW | Ross | Martinez | Dyer | Palacios | Policelli | Miller | Mullins | Gallo | Gimblet | Henze |
| 4/24 | UNCW | Marriggi | Howerton | Dyer | Palacios | Policelli | Sanford | Mullins | Gallo | Gimblet | Henze |
| 4/27 | Delaware State | Walther | Howerton | Sutton | Palacios | Policelli | Caddigan | Drexel | Gallo | Plante | Henze |
| 4/29 | College of Charleston | Morris | Martinez | Dyer | Palacios | Policelli | Miller | Mullins | Gallo | Gimblet | Henze |
| 4/30 | College of Charleston | Ross | Martinez | Dyer | Palacios | Policelli | Caddigan | Mullins | Gallo | Gimblet | Henze |
| 4/30 | College of Charleston | Stramara | Howerton | Dyer | Palacios | Policelli | Sanford | Mullins | Gallo | Gimblet | Henze |
| 5/7 | William & Mary | Ross | Martinez | Dyer | Palacios | Policelli | Caddigan | Mullins | Gallo | Gimblet | Henze |
| 5/7 | William & Mary | Morris | Howerton | Dyer | Palacios | Policelli | Sanford | Mullins | Gallo | Gimblet | Henze |
| 5/8 | William & Mary | Clark | Howerton | Dyer | Palacios | Policelli | Caddigan | Mullins | Gallo | Gimblet | Henze |
| 5/13 | Delaware | Morris | Martinez | Dyer | Palacios | Policelli | Caddigan | Mullins | Gallo | Gimblet | Henze |
| 5/14 | Delaware | Ross | Howerton | Dyer | Palacios | Policelli | Caddigan | Mullins | Gallo | Gimblet | Henze |
| 5/15 | Delaware | Clark | Martinez | Dyer | Palacios | Policelli | Sanford | Mullins | Gallo | Gimblet | Henze |
| 5/17 | George Mason | Walther | Howerton | Sutton | Palacios | Policelli | Caddigan | Drexel | Gallo | Plante | Henze |
| 5/19 | Northeastern | Morris | Martinez | Dyer | Palacios | Policelli | Caddigan | Mullins | Gallo | Gimblet | Henze |
| 5/20 | Northeastern | Ross | Howerton | Dyer | Palacios | Policelli | Caddigan | Mullins | Gallo | Gimblet | Henze |
| 5/21 | Northeastern | Marriggi | Martinez | Dyer | Palacios | Policelli | Sanford | Mullins | Gallo | Gimblet | Drexe |

2016 STARTING LINEUP BY BATTING ORDER**TOWSON STARTING LINEUP BY BATTING ORDER**

| Date | Opp. | Leadoff | Second | Third | Cleanup | Fifth | Sixth | Seventh | Eighth | Ninth |
|------|-----------------------|----------|----------|-----------|-----------|---------|----------|----------|----------|----------|
| 2/19 | New Mexico State | Grunberg | Palacios | Policelli | Gallo | Gimblet | Martinez | Clatchey | Dyer | Mullins |
| 2/20 | New Mexico State | Grunberg | Palacios | Policelli | Gallo | Gimblet | Mullins | Dyer | Howerton | Clatchey |
| 2/21 | New Mexico State | Grunberg | Palacios | Policelli | Gallo | Gimblet | Martinez | Sanford | Dyer | Clatchey |
| 2/26 | Presbyterian | Palacios | Gimblet | Gallo | Policelli | Miller | Sanford | Dyer | Martinez | Clatchey |
| 2/27 | Presbyterian | Palacios | Gimblet | Gallo | Policelli | Miller | Mullins | Dyer | Sutton | Howerton |
| 2/28 | Presbyterian | Palacios | Gimblet | Gallo | Policelli | Miller | Mullins | Dyer | Sutton | Howerton |
| 3/4 | Wake Forest | Palacios | Dyer | Policelli | Gallo | Henze | Miller | Gimblet | Plante | Mullins |
| 3/5 | Richmond | Palacios | Dyer | Policelli | Gallo | Henze | Miller | Gimblet | Clatchey | Martinez |
| 3/6 | Harvard | Palacios | Dyer | Policelli | Henze | Gallo | Miller | Gimblet | Mullins | Howerton |
| 3/8 | UMBC | Palacios | Dyer | Policelli | Henze | Gallo | Miller | Gimblet | Mullins | Sanford |
| 3/11 | Norfolk State | Palacios | Dyer | Policelli | Henze | Gimblet | Miller | Gallo | Mullins | Martinez |
| 3/12 | Norfolk State | Palacios | Gimblet | Policelli | Henze | Miller | Gallo | Dyer | Mullins | Howerton |
| 3/13 | Norfolk State | Palacios | Gimblet | Policelli | Henze | Miller | Dyer | Gallo | Clatchey | Martinez |
| 3/15 | Virginia | Palacios | Gimblet | Policelli | Henze | Gallo | Dyer | Mullins | Sanford | Howerton |
| 3/16 | Virginia | Palacios | Gimblet | Policelli | Henze | Gallo | Miller | Mullins | Plante | Martinez |
| 3/17 | Navy | Palacios | Gimblet | Policelli | Henze | Gallo | Dyer | Mullins | Sanford | Howerton |
| 3/19 | Rhode Island | Palacios | Gimblet | Policelli | Henze | Gallo | Sanford | Dyer | Mullins | Martinez |
| 3/20 | Rhode Island | Palacios | Miller | Policelli | Henze | Gallo | Gimblet | Sanford | Clatchey | Howerton |
| 3/21 | Rhode Island | Palacios | Miller | Policelli | Henze | Gallo | Gimblet | Dyer | Mullins | Howerton |
| 3/22 | Coppin State | Palacios | Dyer | Policelli | Henze | Gallo | Gimblet | Mullins | Sanford | Howerton |
| 3/25 | Kennesaw State | Palacios | Dyer | Policelli | Henze | Gallo | Gimblet | Sanford | Mullins | Howerton |
| 3/25 | Kennesaw State | Palacios | Dyer | Policelli | Henze | Gallo | Gimblet | Miller | Clatchey | Martinez |
| 3.26 | Kennesaw State | Palacios | Gallo | Policelli | Henze | Gimblet | Miller | Dyer | Martinez | Mullins |
| 3/29 | Delaware State | Palacios | Gimblet | Policelli | Henze | Gallo | Miller | Dyer | Drexel | Howerton |
| 3/30 | Mount St. Mary's | Palacios | Dyer | Policelli | Henze | Gallo | Plante | Mullins | Sanford | Martinez |
| 4/1 | Hofstra | Palacios | Gimblet | Policelli | Henze | Gallo | Dyer | Miller | Mullins | Martinez |
| 4/2 | Hofstra | Palacios | Gimblet | Policelli | Henze | Gallo | Dyer | Miller | Mullins | Howerton |
| 4/3 | Hofstra | Palacios | Gimblet | Policelli | Henze | Gallo | Dyer | Drexel | Martinez | Sanford |
| 4/6 | George Mason | Palacios | Drexel | Policelli | Henze | Gallo | Dyer | Sanford | Plante | Howerton |
| 4/8 | James Madison | Palacios | Gimblet | Policelli | Henze | Gallo | Dyer | Drexel | Sanford | Martinez |
| 4/10 | James Madison | Palacios | Gimblet | Policelli | Henze | Gallo | Dyer | Drexel | Sanford | Martinez |
| 4/10 | James Madison | Palacios | Gimblet | Policelli | Henze | Gallo | Dyer | Miller | Mullins | Howerton |
| 4/12 | George Washington | Sanford | Miller | Policelli | Henze | Gallo | Dyer | Howerton | Drexel | Clatchey |
| 4/13 | UMBC | Palacios | Gimblet | Policelli | Henze | Gallo | Dyer | Miller | Mullins | Martinez |
| 4/15 | Elon | Palacios | Gimblet | Policelli | Henze | Dyer | Gallo | Miller | Mullins | Howerton |
| 4/16 | Elon | Palacios | Gimblet | Policelli | Henze | Dyer | Gallo | Mullins | Miller | Martinez |
| 4/17 | Elon | Palacios | Gimblet | Policelli | Henze | Mullins | Gallo | Dyer | Sanford | Howerton |
| 4/19 | George Washington | Palacios | Miller | Policelli | Henze | Gallo | Mullins | Dyer | Clatchey | Howerton |
| 4/22 | UNCW | Palacios | Gimblet | Policelli | Henze | Gallo | Mullins | Dyer | Miller | Martinez |
| 4/23 | UNCW | Palacios | Gimblet | Policelli | Henze | Gallo | Mullins | Dyer | Miller | Martinez |
| 4/24 | UNCW | Palacios | Gimblet | Policelli | Henze | Gallo | Mullins | Dyer | Sanford | Howerton |
| 4/27 | Delaware State | Henze | Gallo | Policelli | Palacios | Sutton | Drexel | Plante | Caddigan | Howerton |
| 4/29 | College of Charleston | Henze | Gallo | Policelli | Palacios | Gimblet | Dyer | Miller | Mullins | Martinez |
| 4/30 | College of Charleston | Henze | Gallo | Policelli | Palacios | Gimblet | Dyer | Caddigan | Mullins | Martinez |
| 4/30 | College of Charleston | Palacios | Gimblet | Policelli | Henze | Gallo | Dyer | Mullins | Sanford | Howerton |
| 5/7 | William & Mary | Palacios | Gimblet | Policelli | Henze | Gallo | Dyer | Mullins | Caddigan | Martinez |
| 5/7 | William & Mary | Palacios | Gimblet | Policelli | Henze | Gallo | Mullins | Dyer | Howerton | Sanford |
| 5/8 | William & Mary | Palacios | Gimblet | Policelli | Henze | Gallo | Mullins | Dyer | Howerton | Caddigan |
| 5/13 | Delaware | Palacios | Gimblet | Policelli | Henze | Mullins | Gallo | Dyer | Caddigan | Martinez |
| 5/14 | Delaware | Palacios | Gimblet | Policelli | Henze | Dyer | Mullins | Gallo | Howerton | Caddigan |
| 5/15 | Delaware | Palacios | Gimblet | Policelli | Henze | Dyer | Gallo | Mullins | Sanford | Martinez |
| 5/17 | George Mason | Palacios | Gallo | Policelli | Henze | Sutton | Howerton | Plante | Drexel | Caddigan |
| 5/19 | Northeastern | Palacios | Gimblet | Policelli | Henze | Dyer | Gallo | Mullins | Caddigan | Martinez |
| 5/20 | Northeastern | Palacios | Gimblet | Policelli | Henze | Dyer | Gallo | Mullins | Caddigan | Howerton |
| 5/21 | Northeastern | Palacios | Dyer | Policelli | Gimblet | Gallo | Sanford | Mullins | Drexel | Martinez |

2016 LINESCORES

Game 1 ▶ New Mexico State 8, Towson 5
Friday, Feb. 19, 2016 • Las Cruces, N.M.

| | | | | | | | |
|----------------------|-----|-----|-----|---|---|---|---|
| Towson | 000 | 050 | 000 | - | 5 | 6 | 0 |
| New Mexico St | 001 | 012 | 13x | - | 8 | 9 | 2 |

TOW - Golczewski; Stricker (5); Walther (6); Marriggi (8); Allen (8)
NMSU - Bradish; Frakes (7); Erwin (8); Worthen (9)
WP - Erwin **LP** - Marriggi (0-1) **SV** - Worthen
HR - Stine
 T - 3:14 A - 763

Game 2 ▶ New Mexico State 17, Towson 3
Saturday, Feb. 20, 2016 • Las Cruces, N.M.

| | | | | | | | |
|----------------------|-----|-----|-----|---|----|----|---|
| Towson | 000 | 300 | 000 | - | 3 | 12 | 0 |
| New Mexico St | 130 | 900 | 04x | - | 17 | 17 | 2 |

TOW - Clark; Morris (4); Stramara (4); Cuas (8)
NMSU - Renteria; McHugh (5)
WP - McHugh **LP** - Clark (0-1) **SV** - None
HR - Johnson 2; Koerper; Bell
 T - 2:45 A - 656

Game 3 ▶ New Mexico State 9, Towson 8
Sunday, Feb. 21, 2016 • Las Cruces, N.M.

| | | | | | | | |
|----------------------|-----|-----|-----|---|---|----|---|
| Towson | 100 | 204 | 010 | - | 8 | 12 | 1 |
| New Mexico St | 401 | 101 | 101 | - | 9 | 17 | 4 |

TOW - Ross; Smith (4); Marriggi (6); Beers (7); Lawler (8)
NMSU - Shalberg; Butcher (5); Galindo (6); Erwin (6); Worthen (6)
WP - Worthen **LP** - Lawler (0-1) **SV** - None
HR - None
 T - 4:00 A - 667

Game 4 ▶ Presbyterian 7, Towson 5
Friday, Feb. 26, 2016 • Clinton, S.C.

| | | | | | | | |
|---------------------|-----|-----|-----|---|---|----|---|
| Towson | 000 | 130 | 010 | - | 5 | 10 | 4 |
| Presbyterian | 100 | 033 | 00x | - | 7 | 12 | 0 |

TOW - Golczewski; Stramara (6); Stricker (7); Walther (8)
PC - Chock; Sauer (5); Wise (7); Trebendis (8); Deal (9)
WP - Sauder **LP** - Stramara (0-1) **SV** - Deal
HR - Dyer (1); Prialux
 T - 3:00 A - 158

Game 5 ▶ Presbyterian 6, Towson 2
Saturday, Feb. 27, 2016 • Clinton, S.C.

| | | | | | | | |
|---------------------|-----|-----|-----|---|---|---|---|
| Towson | 000 | 000 | 002 | - | 2 | 6 | 0 |
| Presbyterian | 120 | 002 | 01x | - | 6 | 9 | 0 |

TOW - Clark; Marriggi (6); Smith (8)
PC - Kehner; Wortkoetter (8); McLaughlin (9); Lesiak (9)
WP - Kehner **LP** - Clark (0-2) **SV** - None
HR - Avery; Johnson; Prialux
 T - 2:07 A - 306

Game 6 ▶ Presbyterian 11, Towson 5
Sunday, Feb. 27, 2016 • Clinton, S.C.

| | | | | | | | |
|---------------------|-----|-----|-----|---|----|----|---|
| Towson | 000 | 020 | 021 | - | 5 | 6 | 2 |
| Presbyterian | 034 | 004 | 00x | - | 11 | 12 | 0 |

TOW - Ross; Lawler (4); Beers (6); Allen (8); Morris (8)
PC - Hedrick; Kyzar (5); Springs (6); Trebendis (7); Wortkoetter (8); Deal (9)
WP - Hedrick **LP** - Ross (0-1) **SV** - None
HR - Jackson
 T - 3:30 A - 303

Game 7 ▶ Wake Forest 8, Towson 4
Friday, March 4, 2016 • Winston-Salem, N.C.

| | | | | | | | |
|--------------------|-----|-----|-----|---|---|----|---|
| Towson | 100 | 001 | 020 | - | 4 | 10 | 2 |
| Wake Forest | 010 | 601 | 00x | - | 8 | 8 | 0 |

TOW - Golczewski; Marriggi (4)
WF - Dunshee; Johnson (8); Craig (8)
WP - Dunshee **LP** - Golczewski (0-1) **SV** - Craig
HR - Dyer (2)
 T - 2:39 A - 652



Game 8 ▶ Towson 3, Richmond 2
Saturday, March 5, 2016 • Winston-Salem, N.C.

| | | | | | | | |
|-----------------|-----|-----|-----|---|---|---|---|
| Richmond | 001 | 001 | 000 | - | 2 | 9 | 2 |
| Towson | 000 | 000 | 102 | - | 3 | 6 | 4 |

UR - Collins; Bovenzi (7); Bartlett (8)
TOW - Clark; Beers (6); Lawler (8)
WP - Lawler (1-1) **LP** - Bartlett **SV** - None
HR - None
 T - 3:04 A - 519

Game 9 ▶ Towson 6, Harvard 5
Sunday, March 6, 2016 • Winston-Salem, N.C.

| | | | | | | | |
|----------------|-----|-----|-----|---|---|----|---|
| Towson | 022 | 020 | 000 | - | 6 | 11 | 1 |
| Harvard | 041 | 000 | 000 | - | 5 | 6 | 1 |

TOW - Ross; Stricker (3)
HAR - Stone; Combs (5); Rosenblum-Larson (7); O'Neill (8)
WP - Striker (1-0) **LP** - Stone **SV** - None
HR - None
 T - 2:40 A - 245

Game 10 ▶ UMBC 12, Towson 3
Tuesday, March 8, 2016 • Catonsville, Md.

| | | | | | | | |
|---------------|-----|-----|-----|---|----|----|---|
| Towson | 001 | 002 | 000 | - | 3 | 6 | 4 |
| UMBC | 110 | 302 | 50x | - | 12 | 15 | 0 |

TOW - Smith; Morris (4); Stramara (6); Ruzsin (7); Hartwell (7); Anderson (8)
UMBC - Christian; Callahan (6); Mikush (8)
WP - Christian **LP** - Smith (0-1) **SV** - None
HR - Policelli (1)
 T - 2:45 A - 125

Game 11 ▶ Norfolk State 12, Towson 7
Friday, March 11, 2016 • Norfolk, Va.

| | | | | | | | |
|----------------------|-----|-----|-----|---|----|----|---|
| Towson | 002 | 400 | 010 | - | 7 | 10 | 5 |
| Norfolk State | 000 | 140 | 61x | - | 12 | 13 | 0 |

TOW - Golczewski; Marriggi (5); Morris (8)
NSU - Outman; Anderson (6); Mauricio (8)
WP - Anderson **LP** - Marriggi (0-2) **SV** - Mauricio
HR - Mahdi
 T - 2:55 A - 183

Game 12 ▶ Towson 6, Norfolk State 3
Saturday, March 12, 2016 • Norfolk, Va.

| | | | | | | | | | |
|----------------------|-----|-----|-----|-----|----|---|---|----|---|
| Towson | 100 | 101 | 000 | 000 | 03 | - | 6 | 13 | 0 |
| Norfolk State | 000 | 102 | 000 | 000 | 00 | - | 3 | 11 | 1 |

TOW - Clark; Lawler (6); Beers (7); Stricker (10)
NSU - Hemmerich; Parmentier (6); Mauricio (10)
WP - Stricker (2-0) **LP** - Mauricio **SV** - None
HR - Beard
 T - 4:23 A - 168

Game 13 ▶ Norfolk State 13, Towson 7
Sunday, March 13, 2016 • Norfolk, Va.

| | | | | | | | |
|----------------------|-----|-----|-----|---|----|----|---|
| Towson | 010 | 100 | 005 | - | 7 | 10 | 2 |
| Norfolk State | 000 | 122 | 80x | - | 13 | 12 | 5 |

TOW - Ross; Smith (6); Stramara (7); Hartwell (7)
NSU - Boone; Jones (4); Anderson (7); McGuire (8); Mauricio (9)
WP - Jones **LP** - Ross (0-2) **SV** - Mauricio
HR - Mahdi
 T - 3:01 A - 211

Game 14 ▶ #10 Virginia 4, Towson 3
Tuesday, March 15, 2016 • Charlottesville, Va.

| | | | | | | | |
|-----------------|-----|-----|-----|---|---|----|---|
| Towson | 010 | 100 | 001 | - | 3 | 8 | 1 |
| Virginia | 200 | 010 | 01x | - | 4 | 14 | 1 |

TOW - Allen; Morris (4); Walther (7)
UVA - Haseley; Doherty (6); Bettinger (8)
WP - Haseley **LP** - Morris (0-1) **SV** - Bettinger
HR - None
 T - 2:58 A - 2949

Game 15 ▶ #10 Virginia 10, Towson 8
Wednesday, March 16, 2016 • Charlottesville, Va.

| | | | | | | | |
|-----------------|-----|-----|-----|---|----|----|---|
| Towson | 300 | 031 | 010 | - | 8 | 10 | 2 |
| Virginia | 010 | 130 | 23x | - | 10 | 12 | 1 |

TOW - Marriggi; Beers (5); Stricker (7)
UVA - Eason; Shambora (1); Roberts (4); Rosenberger (5); Sousa (7); Bettinger (9)
WP - Sousa **LP** - Stricker (2-1) **SV** - Bettinger
HR - Haseley; Thais (2)
 T - 3:01 A - 3072

Game 16 ▶ Navy 6, Towson 5
Thursday, March 17, 2016 • Schuerholz Park

| | | | | | | | |
|---------------|-----|-----|-----|---|---|----|---|
| Navy | 031 | 000 | 002 | - | 6 | 10 | 2 |
| Towson | 100 | 001 | 030 | - | 5 | 13 | 1 |

NAVY - Goodman; Saurer (4); Song (6); Meenach (8); Soresnon (8)
TOW - Golczewski; Stramara (4); Walther (9)
WP - Sorenson **LP** - Walther (0-1) **SV** - None
HR - Policelli (2); Paglialonga
 T - 2:58 A - 163

Game 17 ▶ Rhode Island 7, Towson 2
Saturday, March 19, 2016 • Schuerholz Park

| | | | | | | | |
|---------------------|-----|-----|-----|---|---|----|---|
| Rhode Island | 000 | 000 | 151 | - | 7 | 12 | 1 |
| Towson | 100 | 010 | 000 | - | 2 | 4 | 4 |

URI - Wilson; Applin (8); Veiga (9)
TOW - Clark; Beers (7); Smith (8); Hartwell (9)
WP - Wilson **LP** - Beers (0-1) **SV** - None
HR - Palacios (1)
 T - 2:56 A - 143

Game 18 ▶ Rhode Island 9, Towson 4
Sunday, March 20, 2016 • Schuerholz Park

| | | | | | | | |
|---------------------|-----|-----|-----|---|---|----|---|
| Rhode Island | 090 | 000 | 000 | - | 9 | 11 | 3 |
| Towson | 003 | 000 | 001 | - | 4 | 8 | 1 |

URI - Moyers; Silvestri (6); Grillo (8)
TOW - Ross; Morris (6)
WP - Moyers **LP** - Ross (0-3) **SV** - None
HR - Howerton (1); Hess; Corin
 T - 2:32 A - 137

2016 LINESCORES

Game 19 ► Towson 7, Rhode Island 1
Monday, March 21, 2016 • Schuerholz Park

| | | | | | | | |
|--------------|-----|-----|-----|---|---|---|---|
| Rhode Island | 100 | 000 | 000 | - | 1 | 6 | 3 |
| Towson | 011 | 000 | 32x | - | 7 | 7 | 0 |

URI - Wessel; Applin (7); Johnson (8); Ferraiolo (8)

TOW - Marriggi; Stricker (7)

WP - Marriggi (1-2) LP - Wessel SV - Stricker (1)

HR - None

T - 2:37 A - 127

Game 20 ► Towson 8, Coppin State 7
Tuesday, March 22, 2016 • Schuerholz Park

| | | | | | | | |
|--------------|-----|-----|-----|---|---|----|---|
| Coppin State | 000 | 120 | 022 | - | 7 | 6 | 2 |
| Towson | 002 | 120 | 30x | - | 8 | 10 | 4 |

CSU - Sutorius; Rivera Ozuna (5); McFadden (6); Taylor (7); O'Dwyer (8)

TOW - Stramara; Golczewski (5); Lawler (8)

WP - Golczewski (1-1) LP - Rivera Ozuna SV - Lawler (1)

HR - None

T - 2:56 A - 123

Game 21 ► Towson 7, Kennesaw State 6
Friday, March 25, 2016 • Kennesaw, Ga.

| | | | | | | | |
|----------------|-----|-----|-----|---|---|----|---|
| Towson | 000 | 011 | 320 | - | 7 | 12 | 4 |
| Kennesaw State | 300 | 021 | 000 | - | 6 | 12 | 0 |

TOW - Morris; Stricker (5)

KSU - Erwin; Reeves (7); Ward (7); Hutchinson (7); Lovelady (8); Turner (8); Stahl (9)

WP - Stricker (3-1) LP - Lovelady SV - None

HR - None

T - 3:21 A - 313

Game 22 ► Kennesaw State 11, Towson 8
Friday, March 25, 2016 • Kennesaw, Ga.

| | | | | | | | |
|----------------|-----|-----|-----|---|----|----|---|
| Towson | 006 | 200 | 000 | - | 8 | 12 | 2 |
| Kennesaw State | 300 | 132 | 02x | - | 11 | 16 | 5 |

TOW - Clark; Beers (5); Lawler (7)

KSU - Friese; Hutchinson (4); Stahl (9)

WP - Hutchinson LP - Beers (0-2) SV - Stahl

HR - Erwin 2

T - 3:21 A - 585

**Game 23 ► Towson 6, Kennesaw State 5**
Saturday, March 26, 2016 • Kennesaw, Ga.

| | | | | | | | |
|----------------|-----|-----|-----|---|---|----|---|
| Towson | 202 | 110 | 000 | - | 6 | 12 | 0 |
| Kennesaw State | 002 | 000 | 300 | - | 5 | 9 | 0 |

TOW - Ross; Marriggi (6); Golczewski (8)

KSU - Moore; Exley (5); Versteeg (8); Stahl (9); Loevelady (9)

WP - Ross (1-3) LP - Moore SV - Golczewski (1)

HR - None

T - 3:16 A - 420

Game 24 ► Towson 8, Delaware State 1
Tuesday, March 29, 2016 • Dover, Del.

| | | | | | | | |
|----------------|-----|-----|-----|---|---|----|---|
| Towson | 120 | 020 | 210 | - | 8 | 10 | 0 |
| Kennesaw State | 000 | 010 | 000 | - | 1 | 7 | 2 |

TOW - Stramara; Lawler (7); Hartwell (9)

DSU - Davis; McVey (5); Maisonet (7); Coverdale (8); Mace (9); Dill (9)

WP - Stramara (1-1) LP - Davis SV - None

HR - Henze

T - 2:32 A - 54

Game 25 ► Towson 8, Mount St. Mary's 7
Wednesday, March 30, 2016 • Schuerholz Park

| | | | | | | | |
|------------------|-----|-----|-----|---|---|----|---|
| Mount St. Mary's | 000 | 020 | 320 | - | 7 | 9 | 1 |
| Towson | 003 | 031 | 001 | - | 8 | 12 | 0 |

MSM - Diehl; Shuff (5); Kuypers (6)

TOW - Smith; Walther (6); Golczewski (7); Allen (8); Stricker (8)

WP - Stricker (4-1) LP - Kuypers SV - None

HR - Policelli (3); Drexel (1); Stewart

T - 2:38 A - 163

Game 26 ► Towson 15, Hofstra 4
Friday, April 1, 2016 • Schuerholz Park

| | | | | | | | |
|---------|-----|-----|-----|---|----|----|---|
| Hofstra | 002 | 002 | 000 | - | 4 | 10 | 5 |
| Towson | 105 | 051 | 03x | - | 15 | 13 | 0 |

HOF - Weiss; Bonk (6); Altieri (7); Jesch (8)

TOW - Morris; Walther (6)

WP - Morris (1-1) LP - Weiss SV - Walther (1)

HR - Henze (2); Martinez (1); Karl; Annunziata

T - 2:36 A - 149

Game 27 ► Hofstra 7, Towson 3
Saturday, April 2, 2016 • Schuerholz Park

| | | | | | | | |
|---------|-----|-----|-----|---|---|----|---|
| Hofstra | 011 | 103 | 001 | - | 7 | 10 | 0 |
| Towson | 000 | 002 | 001 | - | 3 | 7 | 4 |

HOF - Matteson; Cillis (8)

TOW - Clark; Beers (6); Golczewski (7)

WP - Matteson LP - Clark (0-3) SV - None

HR - Palacios (2); Cillis; Bottari

T - 2:41 A - 263

Game 28 ► Towson 4, Hofstra 2
Sunday, April 3, 2016 • Schuerholz Park

| | | | | | | | |
|---------|-----|-----|-----|---|---|---|---|
| Hofstra | 000 | 000 | 020 | - | 2 | 6 | 0 |
| Towson | 000 | 210 | 01x | - | 4 | 8 | 3 |

HOF - Rooney; Mundy (7); Heidenfelder (8); Eisenberg (8)

TOW - Ross; Stricker (8); Lawler (8)

WP - Ross (2-3) LP - Rooney SV - Lawler (2)

HR - None

T - 3:05 A - 147

Game 29 ► George Mason 10, Towson 3
Wednesday, April 6, 2016 • Fairfax, Va.

| | | | | | | | |
|--------------|-----|-----|-----|---|----|----|---|
| Towson | 200 | 000 | 001 | - | 3 | 9 | 4 |
| George Mason | 000 | 171 | 10x | - | 10 | 14 | 1 |

TOW - Marriggi; Stramara (4); Walther (5); Smith (6); Hartwell (7)

GMU - Kardas, Ricci (3); Maksimov (7); Aguilera (8); Ostroff (9)

WP - Ricci LP - Stramar (1-2) SV - None

HR - None

T - 3:03 A - 85

Game 30 ► Towson 6, James Madison 4
Friday, April 8, 2016 • Schuerholz Park

| | | | | | | | |
|---------------|-----|-----|-----|---|---|----|---|
| James Madison | 001 | 011 | 010 | - | 4 | 10 | 0 |
| Towson | 001 | 030 | 20x | - | 6 | 13 | 2 |

JMU - Hoover; Leckert (7); Bourne (8)

TOW - Morris; Stricker (6); Lawler (8)

WP - Morris (2-1) LP - Hoover SV - Lawler (3)

HR - Policelli (4); Gallo (1)

T - 2:45 A - 133

Game 31 ► Towson 3, James Madison 2
Sunday, April 10, 2016 • Schuerholz Park

| | | | | | | | |
|---------------|-----|-----|---|---|---|---|---|
| James Madison | 010 | 001 | 0 | - | 2 | 4 | 1 |
| Towson | 100 | 011 | x | - | 3 | 7 | 1 |

JMU - Harlow; Evans (6)

TOW - Ross; Lawler (6)

WP - Lawler (2-1) LP - Evans SV - None

HR - Dyer (3)

T - 2:00 A -

Game 32 ► Towson 8, James Madison 4
Sunday, April 10, 2016 • Schuerholz Park

| | | | | | | | |
|---------------|-----|-----|-----|---|---|---|---|
| James Madison | 400 | 000 | 000 | - | 4 | 9 | 1 |
| Towson | 010 | 400 | 03x | - | 8 | 9 | 0 |

JMU - Withers; Gunst (4); Evans (5); Krugh (6); Leckert (6); Garner (7)

TOW - Clark; Golczewski (2); Lawler (9)

WP - Golczewski (2-1) LP - Withers SV - None

HR - Howerton 2 (3)

T - 3:30 A - 257

Game 33 ► George Washington 10, Towson 2
Tuesday, April 12, 2016 • Schuerholz Park

| | | | | | | | |
|-------------------|-----|-----|-----|---|----|----|---|
| George Washington | 200 | 140 | 003 | - | 10 | 15 | 1 |
| Towson | 001 | 100 | 000 | - | 2 | 9 | 4 |

GW - Metz; Malek (5); Dalrymple (7); Olson (8)

TOW - Marriggi; Stramara (5); Walther (9)

WP - Metz LP - Marriggi (1-3) SV - None

HR - Campbell

T - 3:04 A - 123

Game 34 ► UMBC 4, Towson 3
Wednesday, April 10, 2016 • Schuerholz Park

| | | | | | | | |
|--------|-----|-----|-----|---|---|---|---|
| UMBC | 301 | 000 | 000 | - | 4 | 8 | 0 |
| Towson | 000 | 030 | 000 | - | 3 | 9 | 1 |

UMBC - Callahan; Hax (2); Rozylowicz (5); Mikush (6); Dierks (7); Casali (9)

TOW - Beers; Smith (3); Allen (8)

WP - Hax LP - Beers (0-3) SV - Casali

HR - Policelli (5)

T - 2:51 A - 109

Game 35 ► Elon 9, Towson 8
Friday, April 15, 2016 • Elon, N.C.

| | | | | | | | |
|--------|-----|-----|-----|---|---|----|---|
| Towson | 012 | 230 | 000 | - | 8 | 11 | 2 |
| Elon | 000 | 310 | 014 | - | 9 | 8 | 1 |

TOW - Morris; Golczewski (5); Lawler (8); Stricker (9)

ELON - Daniels; Conroy (5); Elsbury (6); Lettas (8)

WP - Lettas LP - Lawler (2-2) SV - None

HR - McVicar

T - 3:30 A - 272

Game 36 ► Elon 7, Towson 6
Saturday, April 16, 2016 • Elon, N.C.

| | | | | | | | |
|--------|-----|-----|-----|---|---|----|---|
| Towson | 201 | 000 | 201 | - | 6 | 13 | 0 |
| Elon | 032 | 000 | 11x | - | 7 | 8 | 1 |

TOW - Clark; Stramara (3); Stricker (7)

ELON - Elefante; Crowe (7); Hall (8)

WP - Crowe LP - Stramara (1-3) SV - Hall

HR - Palacios (3); O'Regan

T - 2:39 A - 243

2016 LINESCORES

Game 37 ▶ Elon 5, Towson 2
Sunday, April 17, 2016 • Elon, N.C.

| | | | | | | | |
|---------------|-----|-----|-----|---|---|---|---|
| Towson | 001 | 010 | 000 | - | 2 | 4 | 0 |
| Elon | 130 | 001 | 00x | - | 5 | 6 | 0 |

TOW - Ross; Marriggi (6)
ELON - Barrett; Conroy (6); Hall (9)
WP - Barrett **LP** - Ross (2-4) **SV** - Hall
HR - O'Regan
T - 2:36 A - 255

Game 38 ▶ George Washington 7, Towson 2
Tuesday, April 19, 2016 • Arlington, Va.

| | | | | | | | |
|--------------------------|-----|-----|-----|---|---|----|---|
| Towson | 000 | 000 | 101 | - | 2 | 10 | 0 |
| George Washington | 103 | 101 | 01x | - | 7 | 11 | 1 |

TOW - Lawler; Stramara (3); Walther (6); Hartwell (8)
GW - Metz; Swiggart (8)
WP - Metz **LP** - Lawler (2-3) **SV** - None
HR - Mahala
T - 2:33 A - 42

Game 39 ▶ UNCW 7, Towson 2
Friday, April 22, 2016 • Wilmington, N.C.

| | | | | | | | |
|---------------|-----|-----|-----|---|---|---|---|
| Towson | 000 | 001 | 001 | - | 2 | 6 | 2 |
| UNCW | 100 | 001 | 50x | - | 7 | 8 | 0 |

TOW - Morris; Golczewski (7); Clark (7); Walther (8)
UNCW - Foster
WP - Foster **LP** - Morris (2-2) **SV** - None
HR - Feight; McDowell
T - 2:17 A - 888

Game 40 ▶ UNCW 6, Towson 2
Saturday, April 23, 2016 • Wilmington, N.C.

| | | | | | | | |
|---------------|-----|-----|-----|---|---|----|---|
| Towson | 000 | 001 | 010 | - | 2 | 9 | 3 |
| UNCW | 002 | 102 | 10x | - | 6 | 11 | 0 |

TOW - Ross; Stricker (6); Stramara (7)
UNCW - Royalty; Magestro; Hyssong
WP - Royalty **LP** - Ross (2-5) **SV** - None
HR - None
T - 2:49 A - 1101

Game 41 ▶ UNCW 11, Towson 4
Sunday, April 24, 2016 • Wilmington, N.C.

| | | | | | | | |
|---------------|-----|-----|-----|---|----|----|---|
| Towson | 200 | 000 | 101 | - | 4 | 4 | 1 |
| UNCW | 010 | 154 | 00x | - | 11 | 13 | 1 |

TOW - Marriggi; Lawler (5); Golczewski (6); Hartwell (8)
UNCW - Gantz; Deal (7); Easter (7); Gessell (9)
WP - Gantz **LP** - Marriggi (1-4) **SV** - None
HR - Palacios (4); Feight 2
T - 3:14 A - 1136

Game 42 ▶ Towson 18, Delaware State 4
Wednesday, April 27, 2016 • Schuerholz Park

| | | | | | | | |
|-----------------------|-----|-----|-----|---|----|----|---|
| Delaware State | 220 | 000 | 000 | - | 4 | 8 | 2 |
| Towson | 602 | 020 | 26x | - | 18 | 17 | 1 |

DSU - Coverdale; Ragins (2); Dill (4); McVey (6);
Maisonet (7); Matiwane (8); Mace (8)
TOW - Walther; Hartwell (3); Clark (6); Stramara (7);
Stricker (8); Allen (9)
WP - Hartwell (1-0) **LP** - Coverdale **SV** - None
HR - Policelli (6)
T - 3:07 A - 127

Game 43 ▶ Towson 4, College of Charleston 3
Friday, April 29, 2016 • Schuerholz Park

| | | | | | | | |
|-------------------|-----|-----|-----|---|---|----|---|
| Charleston | 001 | 000 | 020 | - | 3 | 10 | 1 |
| Towson | 000 | 010 | 03x | - | 4 | 8 | 1 |

CofC - Helvey; Sisk (8)
TOW - Morris; Golczewski (6); Marriggi (9)
WP - Golczewski (3-1) **LP** - Helvey **SV** - Marriggi (1)
HR - None
T - 2:37 A - 143

Game 44 ▶ College of Charleston 9, Towson 4
Saturday, April 30, 2016 • Schuerholz Park

| | | | | | | | |
|-------------------|-----|-----|-----|---|---|----|---|
| Charleston | 002 | 004 | 003 | - | 9 | 15 | 0 |
| Towson | 000 | 000 | 013 | - | 4 | 6 | 2 |

CofC - Ober; Detwiler (9)
TOW - Ross; Lawler (7); Hartwell (8); Allen (9)
WP - Ober **LP** - Ross (2-6) **SV** - None
HR - Policelli (7); Palacios (5); Wondrack; Hunt
T - 2:49 A -

Game 45 ▶ Towson 7, College of Charleston 4
Saturday, April 30, 2016 • Schuerholz Park

| | | | | | | | |
|-------------------|-----|-----|-----|---|---|----|---|
| Charleston | 100 | 120 | 000 | - | 4 | 10 | 2 |
| Towson | 041 | 002 | 00x | - | 7 | 8 | 1 |

CofC - Bauer; Burke (6); Ocker (6); Love (8)
TOW - Stramara; Stricker (4); Clark (5); Marriggi (7)
WP - Clark (1-3) **LP** - Bauer **SV** - Marriggi (2)
HR - Mullins (1); Jones
T - 3:00 A - 437

Game 46 ▶ William & Mary 8, Towson 7
Saturday, May 7, 2016 • Williamsburg, Va.

| | | | | | | | |
|---------------------------|-----|-----|-----|---|---|----|---|
| Towson | 200 | 200 | 201 | - | 7 | 10 | 3 |
| William & Mary | 310 | 100 | 111 | - | 8 | 10 | 1 |

TOW - Ross; Golczewski (2); Marriggi (7)
WM - Brown; White (7); Gaouette (9)
WP - Gaouette **LP** - Marriggi (1-5) **SV** - None
HR - Mullins (2); Gould
T - 3:08 A -

Game 47 ▶ Towson 9, William & Mary 1
Saturday, May 7, 2016 • Williamsburg, Va.

| | | | | | | | |
|---------------------------|-----|-----|-----|---|---|----|---|
| Towson | 010 | 014 | 300 | - | 9 | 10 | 1 |
| William & Mary | 000 | 100 | 000 | - | 1 | 7 | 3 |

TOW - Morris; Stricker (4)
WM - Sheehan; Aker (5); Yoest (7); Waldman (8)
WP - Stricker (5-1) **LP** - Sheehan **SV** - None
HR - None
T - 3:13 A - 527

Game 48 ▶ William & Mary 9, Towson 1
Sunday, May 8, 2016 • Williamsburg, Va.

| | | | | | | | |
|---------------------------|-----|-----|-----|---|---|---|---|
| Towson | 000 | 100 | 000 | - | 1 | 5 | 0 |
| William & Mary | 001 | 000 | 44x | - | 9 | 9 | 0 |

TOW - Clark; Lawler (7); Stramara (8); Hartwell (8); Beers (8)
WM - Powers; Fletcher (9)
WP - Powers **LP** - Clark (1-4) **SV** - None
HR - Ameer
T - 2:30 A - 362

Game 49 ▶ Towson 10, Delaware 9
Friday, May 13, 2016 • Schuerholz Park


| | | | | | | | | | |
|-----------------|-----|-----|-----|-----|---|---|----|----|---|
| Delaware | 032 | 013 | 000 | 000 | 0 | - | 9 | 11 | 1 |
| Towson | 010 | 400 | 130 | 000 | 1 | - | 10 | 13 | 3 |

UD - Marinaccio; FitzPatrick (4); Villa (8); Spadafino (8)
TOW - Morris; Golczewski (3); Marriggi (9)
WP - Marriggi (2-5) **LP** - Spadafino **SV** - None
HR - Policelli (8); Glover; Nardo; Patten 2
T - 4:09 A - 139

Game 50 ▶ Delaware 9, Towson 6
Saturday, May 14, 2016 • Schuerholz Park

| | | | | | | | |
|-----------------|-----|-----|-----|---|---|----|---|
| Delaware | 210 | 000 | 141 | - | 9 | 17 | 1 |
| Towson | 120 | 020 | 100 | - | 6 | 8 | 5 |

UD - Walter; Chasanov (8); FitzPatrick (9)
TOW - Ross; Stricker (8); Lawler (8)
WP - Walter **LP** - Stricker (5-2) **SV** - FitzPatrick
HR - Policelli (9)
T - 3:05 A - 231



Game 51 ▶ Delaware 6, Towson 1
Sunday, May 15, 2016 • Schuerholz Park

| | | | | | | | |
|-----------------|-----|-----|-----|---|---|----|---|
| Delaware | 000 | 400 | 101 | - | 6 | 14 | 0 |
| Towson | 100 | 000 | 000 | - | 1 | 3 | 3 |

UD - Milley
TOW - Clark; Beers (5); Walther (9)
WP - Milley **LP** - Clark (1-5) **SV** - None
HR - None
T - 2:26 A - 217

Game 52 ▶ George Mason 11, Towson 10
Tuesday, May 17, 2016 • Schuerholz Park

| | | | | | | | |
|---------------------|-----|-----|-----|---|----|----|---|
| George Mason | 100 | 223 | 201 | - | 11 | 15 | 1 |
| Towson | 036 | 001 | 000 | - | 10 | 10 | 1 |

GM - Quinn; Skrtich (3); Ostroff (3); Yost (5); Aguilera (6)
Maksimow (8); Mort (9)
TOW - Walther; Stramara (5); Hartwell (6); Allen (8)
WP - Maksimow **LP** - Allen (0-1) **SV** - Mort
HR - Palacios (6); Henze (3); Klein 2; Tassone
T - 3:30 A - 111

Game 53 ▶ Northeastern 4, Towson 0
Thursday, May 19, 2016 • Boston, Mass.

| | | | | | | | |
|---------------------|-----|-----|-----|---|---|---|---|
| Towson | 000 | 000 | 000 | - | 0 | 5 | 0 |
| Northeastern | 000 | 013 | 00x | - | 4 | 8 | 1 |

TOW - Morris; Beers (7)
NU - Civalo; Fitzgerald (9)
WP - Civalo **LP** - Morris (2-3) **SV** - None
HR - None
T - 1:57 A - 288

Game 54 ▶ Northeastern 3, Towson 2
Friday, May 20, 2016 • Boston, Mass.

| | | | | | | | |
|---------------------|-----|-----|-----|---|---|---|---|
| Towson | 020 | 000 | 000 | - | 2 | 4 | 0 |
| Northeastern | 020 | 001 | 00x | - | 3 | 8 | 0 |

TOW - Ross; Golczewski (6)
NU - Mulry; Miaszsek (6); Fitzgerald (9)
WP - Miaszsek **LP** - Ross (2-7) **SV** - Fitzgerald
HR - None
T - 2:06 A - 295

Game 55 ▶ Towson 7, Northeastern 4
Saturday, May 21, 2016 • Boston, Mass.

| | | | | | | | |
|---------------------|-----|-----|-----|---|---|---|---|
| Towson | 023 | 000 | 101 | - | 7 | 9 | 2 |
| Northeastern | 013 | 000 | 000 | - | 4 | 8 | 0 |

TOW - Marriggi; Stricker (4)
NU - Christian; Borges (3); Lippert (7); Piscopo (8);
Driscoll (9)
WP - Stricker (6-2) **LP** - Christian **SV** - None
HR - None
T - 2:29 A - 299

2015 CAA STANDINGS, ALL-CAA

| Team | Conference | | | | Overall | | | | Home | Away | Neutral |
|----------------|------------|----|---|------|---------|----|---|------|---------|-------|---------|
| | W | L | T | Pct. | W | L | T | Pct. | | | |
| UNCW | 16 | 6 | 0 | .727 | 41 | 19 | 0 | .683 | 29-3 | 9-14 | 3-2 |
| William & Mary | 14 | 9 | 0 | .609 | 31 | 31 | 0 | .500 | 13-8 | 14-19 | 4-4 |
| Elon | 13 | 10 | 0 | .565 | 25 | 29 | 0 | .463 | 19-17 | 6-11 | 0-1 |
| James Madison | 13 | 11 | 0 | .542 | 24 | 31 | 0 | .436 | 13-13 | 10-16 | 1-2 |
| Northeastern | 12 | 11 | 0 | .522 | 31 | 27 | 0 | .534 | 13-11 | 14-12 | 4-4 |
| Charleston | 12 | 12 | 0 | .500 | 31 | 26 | 1 | .543 | 22-11-1 | 9-15 | 0-0 |
| Delaware | 10 | 14 | 0 | .417 | 32 | 22 | 0 | .593 | 1-12 | 12-9 | 1-1 |
| Towson | 10 | 14 | 0 | .417 | 20 | 35 | 0 | .364 | 12-10 | 6-25 | 2-0 |
| Hofstra | 5 | 18 | 0 | .217 | 15 | 37 | 0 | .288 | 5-10 | 9-22 | 1-5 |

First Team

- C Nick Feight _____ UNCW
- 1B Tyler McVicar _____ Elon
- 2B Brian Mims _____ UNCW
- SS Brady Policelli _____ Towson**
- 3B Daniel Stack _____ UNCW
- OF Jordan Glover _____ Delaware
- OF Steven Linkous _____ UNCW
- OF Ky Parrott _____ James Madison
- UT Nick Zammarelli _____ Elon
- DH CJ Young _____ Elon
- SP Aaron Civale _____ Northeastern
- SP Ryan Foster _____ UNCW
- RP Chris Hall _____ Elon

Second Team

- C Nick Tierno _____ Delaware
- 1B Charley Gould _____ William & Mary
- 2B Richie Palacios _____ Towson**
- SS Chad Carroll _____ James Madison
- 3B David Leiderman _____ Hofstra
- OF Casey Golden _____ UNCW
- OF Ryan Hall _____ William & Mary
- OF Robbie Thorburn _____ UNCW
- UT Gavin Stupienski _____ UNCW
- DH Ryder Miconi _____ William & Mary
- SP Dustin Hunt _____ Northeastern
- SP Bailey Ober _____ College of Charleston
- RP Mike Fitzgerald _____ Northeastern

Third Team

- C Zach Tondi _____ James Madison
- 1B Brett Johnson _____ James Madison
- 2B Cullen Large _____ William & Mary
- SS Ryne Ogren _____ Elon
- 3B Diaz Nardo _____ Delaware
- OF Kyle Baker _____ Delaware
- OF Pat Madigan _____ Northeastern
- OF Cam Walsh _____ Northeastern
- UT Charlie McConnell _____ Northeastern
- DH Doug Trimble _____ Delaware
- SP Dan Powers _____ William & Mary
- SP Brandon Walter _____ Delaware
- RP Austin Magestro _____ UNCW

All-Rookie Team

- OF Kyle Baker _____ Delaware
- IF Dupree Hart _____ College of Charleston
- IF/OF Charlie McConnell _____ Northeastern
- SS Ryne Ogren _____ Elon
- OF/C Liam O'Regan _____ Elon
- 2B Richie Palacios _____ Towson**
- 1B Nick Patten _____ Delaware
- P Alex Royalty _____ UNCW
- P Bodie Sheehan _____ William & Mary
- OF Cam Walsh _____ Northeastern
- P Brandon Walter _____ Delaware

All-Academic Team

- P Paul Beers _____ Towson**
- P Mike Driscoll _____ Northeastern
- P Ben Garner _____ James Madison
- C Chris Hardardt _____ Hofstra
- IF Danny Lynch _____ Elon
- IF Ryder Miconi _____ William & Mary
- OF Kevin Mohollen _____ Delaware
- OF Ales Pastorius _____ College of Charleston
- OF Robbie Thorburn _____ UNCW

PLAYER OF THE YEAR

Nick Feight, UNCW

PITCHER OF THE YEAR

Aaron Civale, Northeastern
Ryan Foster, UNCW

DEFENSIVE PLAYER OF THE YEAR

Josh Treff, Northeastern

ROOKIE OF THE YEAR

Richie Palacios, Towson

COACH OF THE YEAR

Mark Scalf, UNCW

PLAYERS OF THE WEEK

Feb. 23
 Player _____ Steven Linkous, UNCW
 Pitcher _____ Aaron Civale, NU
 Rookie _____ Dupree Hart, CofC

March 1
 Player _____ Brian Mimms, UNCW
 Pitcher _____ Nathan Helvey, CofC
 Rookie _____ Mason Daniels, Elon
 _____ Adam Rapp, UD

March 8
 Player _____ Chad Carroll, JMU
 Pitcher _____ Bailey Ober, CofC
Rookie _____ Richie Palacios, TU
 _____ Kevin Mohollen, UD

March 14
 Player _____ Tyler McVicar, Elon
 Pitcher _____ Ron Marinaccio, UD
 Rookie _____ Kyle Baker, UD
 _____ Ryan Conroy, Elon

March 21
 Player _____ Nick Feight, UNCW
 Pitcher _____ Aaron Civale, NU
 Rookie _____ Nick Patten, UD

March 28
 Player _____ Charles Ameer, WM
 Pitcher _____ Ben Garner, JMU
 Rookie _____ Hunter Smith, WM

April 4
Player _____ Brady Policelli, TU
 Pitcher _____ Dustin Hunt, NU
 _____ Carter Love, CofC
 Rookie _____ Charlie McConnell, NU

April 11
 Player _____ Jordan Glover, UD
 _____ Steven Linkous, UNCW
 Pitcher _____ Michael Elefante, Elon
 Rookie _____ Dupree Hart, CofC

April 18
 Player _____ Nick Feight, UNCW
 _____ David Leiderman, Hofstra
 Pitcher _____ Dan Powers, WM
 Rookie _____ John Rooney, Hofstra

April 25
 Player _____ Nick Feight, UNCW
 _____ Nick Zammarelli, Elon
 Pitcher _____ Nick Brown, WM
 Rookie _____ Ryne Ogren, Elon

May 2
 Player _____ Robbie Thorburn, UNCW
 Pitcher _____ Nick Brown, WM
 _____ Aaron Civale, NU
 Rookie _____ Ryne Ogren, Elon

May 9
 Player _____ Kyle Wrighte, WM
 Pitcher _____ Dustin Hunt, NU
 Rookie _____ Cam Walsh, NU

May 16
 Player _____ Kyle McPherson, JMU
 Pitcher _____ Kevin Milley, UD
 Rookie _____ Dupree Hart, CofC

May 23
 Player _____ Bradley McKay, JMU
 Pitcher _____ Colton Harlow, JMU
 _____ Bailey Ober, CofC
 Rookie _____ Bodie Sheehan, WM



YEAR-BY-YEAR LEADERS

Games Played

| | | |
|------|---------------------|----|
| 2015 | Colin Dyer | 55 |
| | A.J. Gallo | 55 |
| | Brady Policelli | 55 |
| 2015 | Brady Policelli | 54 |
| 2014 | Peter Bowles | 47 |
| | Kurt Wertz | 47 |
| | Zach Fisher | 47 |
| 2013 | Dominic Fratantuono | 60 |
| 2012 | Andrew Parker | 56 |
| 2011 | Steve Rice | 55 |
| 2010 | Ben Winter | 55 |
| | Nick Natoli | 55 |
| | Austin Harclerode | 55 |
| 2009 | 4 players | 53 |
| 2008 | Brian Conley | 58 |
| 2007 | Nick Natoli | 50 |
| 2006 | Kyle Shellchock | 54 |
| 2005 | Casper Wells | 58 |
| | Shane Justis | 58 |
| 2004 | Adam Heffron | 52 |
| | Brian McKenna | 52 |
| | Bobby Paduano | 52 |
| 2003 | 4 players | 53 |
| 2002 | Gregg Davies | 51 |
| | Mike Costello | 51 |
| | Scott Bacon | 51 |
| 2001 | Gregg Davies | 60 |
| | Scott Bacon | 60 |
| | Brian McKenna | 60 |
| 2000 | Gregg Davies | 55 |
| 1999 | Dusty Reynolds | 52 |
| | Scott Bacon | 52 |
| 1998 | Jason Rummel | 49 |
| | Dusty Reynolds | 49 |
| | Jason Sandner | 49 |
| 1997 | Joe Vuotto | 51 |
| 1996 | Ken Sturek | 46 |
| 1995 | James Vallillo | 53 |
| 1994 | Steve Farling | 40 |
| 1993 | Jay Logwood | 44 |
| | Eric Wagner | 44 |
| | Brent Flaharty | 44 |
| 1992 | Eric Wagner | 49 |
| | Erik Sheetz | 49 |
| 1991 | Jacen Martinez | 51 |
| 1990 | Scott Strickland | 47 |
| 1989 | Dave Cassard | 44 |
| | Kevin King | 44 |
| 1988 | Kevin King | 48 |
| | Robbie Smith | 48 |
| 1987 | Kevin King | 40 |
| 1986 | Rich Lehosky | 35 |
| | Steve Heller | 35 |
| | Skip Luzetsky | 35 |
| 1985 | Jeff Wilson | 35 |
| | Bob Thomas | 35 |
| 1984 | David Strejeck | 26 |
| 1983 | John Andrade | 35 |
| 1982 | Jack McCabe | 36 |
| 1981 | John Matheis | 38 |
| | Fred Tyler | 38 |

| | | |
|------|--------------|----|
| 1980 | Mark Carter | 24 |
| | Jeff DePiano | 24 |

Batting Average

| | | |
|------|---------------------|------|
| 2016 | Brady Policelli | .375 |
| 2015 | Chris Henze | .331 |
| | A.J. Gallo | .331 |
| 2014 | Peter Bowles | .304 |
| 2013 | Dominic Fratantuono | .342 |
| 2012 | Zach Fisher | .333 |
| 2011 | Austin Harclerode | .327 |
| 2010 | Kevin Collins | .346 |
| 2009 | Gary Helmick | .430 |
| 2008 | Brian Conley | .352 |
| 2007 | Ryan Schreiter | .358 |
| 2006 | Adam Heffron | .350 |
| 2005 | Mark Chiccini | .365 |
| 2004 | Adam Heffron | .359 |
| 2003 | Mike Costello | .387 |
| 2002 | Gregg Davies | .428 |
| 2001 | Gregg Davies | .399 |
| 2000 | Jimmy Kittelberger | .352 |
| 1999 | Nick Agoglia | .392 |
| 1998 | Jason Rummel | .390 |
| 1997 | Nick Agoglia | .402 |
| 1996 | Mike Fleming | .398 |
| 1995 | Ken Sturek | .340 |
| 1994 | Steve Farling | .360 |
| 1993 | Jay Logwood | .377 |
| 1992 | Jay Logwood | .474 |
| 1991 | Tom Coleman | .361 |
| 1990 | Kevin King | .350 |
| 1989 | Rob Belanger | .340 |
| 1988 | Kevin King | .351 |
| 1987 | Robbie Smith | .350 |
| 1986 | Rich Lehosky | .405 |
| 1985 | Jeff Wilson | .377 |
| 1984 | Jeff Wilson | .413 |
| 1983 | John Andrade | .360 |
| 1982 | Brian Marden | .375 |
| 1981 | Pete Shambreskis | .355 |
| 1980 | Mark Carter | .325 |

At Bats

| | | |
|------|-------------------|-----|
| 2016 | Richie Palacios | 225 |
| 2015 | Peter Bowles | 209 |
| 2014 | Peter Bowles | 181 |
| | Brandon Gonnella | 181 |
| | Kurt Wertz | 181 |
| 2013 | Zach Fisher | 241 |
| 2012 | Brendan Butler | 182 |
| 2011 | Austin Harclerode | 208 |
| 2010 | Ben Winter | 230 |
| 2009 | Steve Yarsinsky | 229 |
| 2008 | Brian Conley | 216 |
| 2007 | Kyle Skellchock | 200 |
| 2006 | A.J. Tinnirella | 215 |
| | Kyle Shellchock | 215 |
| 2005 | Shane Justis | 248 |
| 2004 | Brian McKenna | 215 |
| 2003 | Brian McKenna | 205 |
| 2002 | Scott Bacon | 198 |
| 2001 | Gregg Davies | 218 |

| | | |
|-------------|---------------------|-----|
| 2000 | Ryan Avila | 218 |
| | Jason Sandner | 196 |
| 1999 | Scott Bacon | 188 |
| 1998 | Jason Rummel | 187 |
| 1997 | Joe Vuotto | 189 |
| 1996 | James Vallillo | 167 |
| 1995 | James Vallillo | 171 |
| 1994 | Steve Farling | 139 |
| 1993 | Steve Farling | 180 |
| 1992 | Jacen Martinez | 186 |
| 1991 | Steve Farling | 178 |
| 1990 | Kevin King | 157 |
| 1989 | Kevin King | 149 |
| 1988 | Mike Weglein | 175 |
| 1987 | Rich Lehosky | 148 |
| 1986 | Steve Heller | 126 |
| 1985 | Doug Beck | 121 |
| | Steve Heller | 121 |
| 1984 | David Strejeck | 85 |
| 1983 | Jack McCabe | 117 |
| 1982 | John Matheis | 144 |
| 1981 | John Matheis | 132 |
| 1980 | Joe Bussard | 80 |
| Runs | | |
| 2016 | Richie Palacios | 55 |
| 2015 | Peter Bowles | 42 |
| 2014 | Dominic Fratantuono | 36 |

| | | |
|------|--------------------|----|
| 2013 | Brendan Butler | 50 |
| 2012 | Brendan Butler | 40 |
| 2011 | Chris Wychock | 42 |
| 2010 | Ben Winter | 55 |
| 2009 | Gary Helmick | 72 |
| 2008 | Nick Natoli | 54 |
| 2007 | Kyle Skellchock | 48 |
| 2006 | Hans Falkenhan | 41 |
| 2005 | Casper Wells | 70 |
| 2004 | Adam Heffron | 54 |
| 2003 | Mike Costello | 49 |
| 2002 | Gregg Davies | 59 |
| 2001 | Jimmy Kittelberger | 63 |
| 2000 | Jason Sandner | 44 |
| | Gregg Davies | 44 |
| 1999 | Jason Rummel | 42 |
| 1998 | Dusty Reynolds | 47 |
| 1997 | Nick Agoglia | 46 |
| 1996 | James Vallillo | 39 |
| 1995 | James Vallillo | 47 |
| 1994 | Steve Farling | 34 |
| 1993 | Jay Logwood | 49 |
| 1992 | Jay Logwood | 54 |
| 1991 | Erik Sheetz | 49 |
| 1990 | Kevin King | 27 |
| 1989 | Harry Grouppp | 35 |
| | Kevin King | 35 |
| 1988 | Robbie Smith | 48 |



Kurt Wertz

YEAR-BY-YEAR LEADERS

| | | |
|------|----------------|----|
| 1987 | Kevin King | 27 |
| 1986 | Steve Heller | 32 |
| 1985 | Jeff Wilson | 30 |
| 1984 | Tom Kimmitt | 19 |
| | David Strejeck | 19 |
| 1983 | John Andrade | 39 |
| 1982 | John Andrade | 35 |
| 1981 | John Andrade | 27 |
| 1980 | Mark Carter | 11 |
| | Skip Dantoni | 11 |

Hits

| | | |
|------|---------------------|----|
| 2016 | Brady Policelli | 75 |
| 2015 | Peter Bowles | 64 |
| 2014 | Peter Bowles | 55 |
| 2013 | Dominic Fratantuono | 79 |
| 2012 | Brendan Butler | 56 |
| 2011 | Austin Harclerode | 68 |
| 2010 | Ben Winter | 79 |
| 2009 | Gary Helmick | 98 |
| 2008 | Brian Conley | 76 |
| 2007 | Kyle Skellchock | 70 |
| 2006 | A.J. Tinnirella | 71 |
| | Kyle Shellchock | 71 |
| 2005 | Shane Justis | 85 |
| 2004 | Adam Heffron | 66 |
| 2003 | Mike Costello | 72 |
| 2002 | Gregg Davies | 80 |
| 2001 | Gregg Davies | 87 |
| 2000 | Jimmy Kittelberger | 63 |
| 1999 | Nick Agoglia | 67 |
| 1998 | Jason Rummel | 73 |
| 1997 | Joe Vuotto | 68 |
| 1996 | James Vallillo | 65 |
| 1995 | James Vallillo | 58 |
| 1994 | Steve Farling | 50 |
| 1993 | Steve Farling | 56 |
| 1992 | Jay Logwood | 81 |
| 1991 | Steve Farling | 62 |
| 1990 | Kevin King | 55 |
| 1989 | Dave Cassard | 47 |
| | Kevin King | 47 |
| 1988 | Kevin King | 61 |
| 1987 | Rich Lehosky | 47 |
| 1986 | Rich Lehosky | 49 |
| 1985 | Jeff Wilson | 43 |
| 1984 | Jeff Wilson | 26 |
| | Billy Gensler | 26 |
| 1983 | John Andrade | 40 |
| 1982 | John Andrade | 44 |
| | John Matheis | 44 |
| 1981 | Pete Shambreskis | 43 |
| 1980 | Mark Carter | 25 |

Doubles

| | | |
|------|---------------------|----|
| 2016 | Colin Gimblet | 16 |
| 2015 | Peter Bowles | 16 |
| 2014 | Kurt Wertz | 17 |
| 2013 | Dominic Fratantuono | 17 |
| | Andrew Parker | 17 |
| 2012 | Zach Fisher | 10 |
| | Andrew Parker | 10 |
| 2011 | Nick Natoli | 17 |

| | | |
|------|--------------------|----|
| 2010 | Chris Wychock | 20 |
| 2009 | Matt Collins | 23 |
| 2008 | Matt Collins | 20 |
| 2007 | Kyle Skellchock | 16 |
| 2006 | Kyle Shellchock | 18 |
| 2005 | Jason Maxey | 18 |
| 2004 | Brian McKenna | 18 |
| 2003 | Mike Costello | 21 |
| 2002 | Gregg Davies | 18 |
| 2001 | Jimmy Kittelberger | 22 |
| 2000 | Jimmy Kittelberger | 16 |
| 1999 | Nick Agoglia | 14 |
| | Gregg Davies | 14 |
| 1998 | Liam Healy | 15 |
| 1997 | Liam Healy | 14 |
| 1996 | Mike Fleming | 11 |
| | James Vallillo | 11 |
| 1995 | James Vallillo | 11 |
| | Jason Ferreira | 11 |
| 1994 | Steve Farling | 10 |
| 1993 | Steve Farling | 10 |
| 1992 | Jay Logwood | 13 |
| 1991 | Jacen Martinez | 12 |
| 1990 | Scott Strickland | 10 |
| 1989 | Kevin King | 16 |
| 1988 | Mike Weglein | 16 |
| 1987 | Robbie Smith | 14 |
| 1986 | Rich Lehosky | 14 |
| 1985 | Jeff Wilson | 11 |
| 1984 | Jeff Wilson | 8 |
| 1983 | John Andrade | 7 |
| | David Strejeck | 7 |
| 1982 | Jack McCabe | 11 |
| 1981 | Pete Shambreskis | 12 |
| 1980 | Mark Carter | 4 |
| | Jeff Johanson | 4 |

Triples

| | | |
|------|---------------------|---|
| 2016 | Colin Dyer | 6 |
| 2015 | Peter Bowles | 3 |
| 2014 | 4 players | 2 |
| 2013 | Kurt Wertz | 7 |
| 2012 | Dominic Fratantuono | 6 |
| 2011 | Steve Rice | 3 |
| 2010 | Ben Winter | 6 |
| 2009 | Gary Helmick | 9 |
| 2008 | Kevin Collins | 2 |
| 2007 | Kyle Skellchock | 3 |
| | Brian Conley | 3 |
| 2006 | Adam Heffron | 4 |
| 2005 | Adam Heffron | 7 |
| 2004 | Casper Wells | 7 |
| 2003 | Bobby Paduano | 2 |
| | Tom Trela | 2 |
| 2002 | Gregg Davies | 6 |
| 2001 | 4 players | 2 |
| 2000 | Gregg Davies | 7 |
| 1999 | Nick Agoglia | 3 |
| | Mike Dubansky | 3 |
| | Gregg Davies | 3 |
| 1998 | Jason Rummel | 3 |
| | Matt Brady | 3 |
| 1997 | Joe Vuotto | 3 |
| | Liam Healy | 3 |

| | | |
|------|----------------|---|
| 1996 | Ken Sturek | 2 |
| | Liam Healy | 2 |
| 1995 | Craig Miller | 3 |
| 1994 | Tony Viglucci | 3 |
| 1993 | Steve Farling | 4 |
| 1992 | Jacen Martinez | 4 |
| 1991 | Jay Logwood | 3 |
| 1990 | Kevin King | 2 |
| 1989 | Rick Milliman | 2 |
| 1988 | Mike Weglein | 5 |
| 1987 | Harry Group | 4 |
| 1986 | Rich Lehosky | 2 |
| | Steve Heller | 2 |
| 1985 | Rick Zemanski | 2 |
| 1984 | Tom Kimmitt | 2 |
| 1983 | Tony Linardi | 3 |
| 1982 | John Andrade | 4 |
| 1981 | John Andrade | 8 |
| 1980 | Jeff DePiano | 3 |

Home Runs

| | | |
|------|------------------|----|
| 2016 | Brady Policelli | 9 |
| 2015 | Brady Policelli | 8 |
| 2014 | Kurt Wertz | 11 |
| 2013 | Kurt Wertz | 13 |
| 2012 | Andrew Parker | 6 |
| 2011 | Chris Wychock | 7 |
| 2010 | Chris Wychock | 13 |
| 2009 | Gary Helmick | 17 |
| 2008 | Brian Conley | 12 |
| 2007 | Brian Conley | 11 |
| 2006 | Brian Conley | 10 |
| 2005 | Jason Maxey | 23 |
| 2004 | Casper Wells | 8 |
| | Brian McKenna | 8 |
| 2003 | Mike Costello | 17 |
| 2002 | Scott Bacon | 14 |
| 2001 | Gregg Davies | 15 |
| 2000 | Casey Stidham | 11 |
| 1999 | Jason Rummel | 9 |
| 1998 | Liam Healy | 14 |
| 1997 | Joe Vuotto | 11 |
| 1996 | James Vallillo | 14 |
| 1995 | James Vallillo | 9 |
| | Liam Healy | 9 |
| 1994 | Steve Farling | 12 |
| 1993 | Jay Logwood | 17 |
| 1992 | Jay Logwood | 17 |
| 1991 | Erik Sheetz | 17 |
| 1990 | Scott Strickland | 8 |
| 1989 | Kevin King | 6 |
| | Chuck Obrecht | 6 |
| 1988 | Robbie Smith | 11 |
| 1987 | Robbie Smith | 9 |
| 1986 | Paul Krug | 6 |
| | Doug Beck | 6 |
| 1985 | Jeff Wilson | 9 |
| 1984 | Jeff Wilson | 3 |
| | Jacob SMith | 3 |
| | Jack McCabe | 3 |
| 1983 | John Andrade | 7 |
| 1982 | John Matheis | 8 |
| 1981 | Pete Shambreskis | 8 |
| 1980 | Mark Carter | 4 |

Runs Batted In

| | | |
|------|------------------|----|
| 2016 | Brady Policelli | 45 |
| 2015 | Chris Henze | 42 |
| 2014 | Kurt Wertz | 44 |
| 2013 | Kurt Wertz | 65 |
| 2012 | Brendan Burtler | 34 |
| | Andrew Parker | 34 |
| 2011 | Austin Whychock | 42 |
| 2010 | Chris Wychock | 52 |
| 2009 | Steve Yarsinsky | 56 |
| 2008 | Brian Conley | 65 |
| 2007 | Kyle Shellchock | 39 |
| 2006 | A.J. Tinnirella | 46 |
| 2005 | Jason Maxey | 72 |
| 2004 | Brian McKenna | 39 |
| 2003 | Mike Costello | 63 |
| 2002 | Scott Bacon | 55 |
| 2001 | Gregg Davies | 74 |
| 2000 | Mike Dubansky | 39 |
| 1999 | Jason Rummel | 44 |
| 1998 | Liam Healy | 52 |
| 1997 | Joe Vuotto | 51 |
| 1996 | James Vallillo | 49 |
| 1995 | James Vallillo | 43 |
| 1994 | Steve Farling | 44 |
| 1993 | Jay Logwood | 50 |
| 1992 | Jay Logwood | 54 |
| 1991 | Erik Sheetz | 60 |
| 1990 | Scott Strickland | 32 |
| 1989 | Dave Cassard | 30 |
| 1988 | Robbie Smith | 45 |
| 1987 | Robbie Smith | 42 |
| 1986 | Rich Lehosky | 31 |
| 1985 | Jeff Wilson | 32 |
| 1984 | Jeff Wilson | 20 |
| 1983 | Jack McCabe | 35 |
| 1982 | Jack McCabe | 28 |
| 1981 | Pete Shambreskis | 31 |
| 1980 | Mark Carter | 9 |
| | Joe Bussard | 9 |

Walks

| | | |
|------|---------------------|----|
| 2016 | Brady Policelli | 45 |
| 2015 | Brendan Butler | 36 |
| 2014 | Dominic Fratantuono | 40 |
| 2013 | Andrew Parker | 37 |
| 2012 | Dominic Fratantuono | 40 |
| 2011 | Nick Natoli | 35 |
| 2010 | Kevin Collins | 31 |
| 2009 | Gary Helmick | 32 |
| 2008 | Brian Conley | 34 |
| 2007 | Brian Conley | 31 |
| 2006 | Hans Falkenhan | 37 |
| 2005 | Hans Falkenhan | 50 |
| 2004 | Adam Heffron | 34 |
| 2003 | Mike Costello | 39 |
| 2002 | Gregg Davies | 37 |
| | Mike Costello | 37 |
| 2001 | Mike Costello | 33 |
| 2000 | Gregg Davies | 34 |
| 1999 | Dusty Reynolds | 41 |
| 1998 | Ken Sturek | 29 |
| 1997 | Ken Sturek | 29 |

YEAR-BY-YEAR LEADERS



Dominic Fratantuono

| | |
|------------------------------|------------------------------|
| 1996 James Vallillo _____ 23 | 2008 Nick Natoli _____ 17 |
| 1995 James Vallillo _____ 37 | 2007 Nick Natoli _____ 6 |
| 1994 James Vallillo _____ 22 | 2006 Brian Conley _____ 11 |
| 1993 Jay Logwood _____ 38 | 2005 Shane Justis _____ 29 |
| 1992 Erik Sheetz _____ 37 | 2004 Shane Justis _____ 17 |
| 1991 Jacen Martinez _____ 38 | 2003 Shane Justis _____ 16 |
| 1990 Erik Sheetz _____ 22 | 2002 Gregg Davies _____ 14 |
| 1989 Kevin King _____ 30 | 2001 Gregg Davies _____ 8 |
| 1988 Rick Milliman _____ 33 | 2000 Ryan Avila _____ 5 |
| 1987 Kevin King _____ 30 | Mike Dubansky _____ 5 |
| 1986 Paul Krug _____ 23 | 1999 Jason Rummel _____ 12 |
| 1985 Jeff Wilson _____ 28 | 1998 Ryan Avila _____ 6 |
| 1984 Jacob Smith _____ 17 | Matt Brady _____ 6 |
| 1983 John Andrade _____ 41 | 1997 Joe Vuotto _____ 4 |
| 1982 Jack McCabe _____ 21 | Liam Healy _____ 4 |
| Craig Engler _____ 21 | 1996 Tony Viglucci _____ 4 |
| 1981 Mark Carter _____ 20 | 1995 Tony Viglucci _____ 4 |
| 1980 Scott Scala _____ 15 | 1994 Steve Farling _____ 5 |
| | 1993 Steve Farling _____ 12 |
| | 1992 Jacen Martinez _____ 28 |
| | 1991 Jacen Martinez _____ 20 |
| | 1990 John Musotto _____ 10 |
| | 1989 Harry Group _____ 13 |
| | 1988 Mike Weglein _____ 21 |
| | 1987 Mike Weglein _____ 3 |
| | Bryan Hooper _____ 3 |
| | 1986 Paul Krug _____ 7 |
| | 1985 Jeff Wilson _____ 5 |
| | Jamie Herbert _____ 5 |
| | 1984 Jacob Smith _____ 4 |
| | 1983 Jacob Smith _____ 10 |

Stolen Bases

| | |
|-----------------------------------|--|
| 2016 Richie Palacios _____ 32 | |
| 2015 Brendan Butler _____ 11 | |
| 2014 Dominic Fratantuono _____ 15 | |
| 2013 Dominic Fratantuono _____ 15 | |
| Zach Fisher _____ 15 | |
| Pat Fitzgerald _____ 15 | |
| 2012 Brendan Butler _____ 14 | |
| Brandon Gonnella _____ 14 | |
| 2011 Nick Natoli _____ 19 | |
| 2010 Kevin Collins _____ 26 | |
| 2009 Gary Helmick _____ 15 | |

| | |
|----------------------------|------------------------------|
| 1982 John Matheis _____ 13 | 2009 Josh Squatrito _____ 5 |
| Craig Engler _____ 13 | Nate Curd _____ 5 |
| 1981 John Matheis _____ 17 | 2008 Drew Permison _____ 6 |
| 1980 John Matheis _____ 4 | 2007 Jon Dupski _____ 4 |
| | 2006 Steve Johnson _____ 5 |
| | 2005 Matt Holley _____ 7 |
| | 2004 Joe Peeler _____ 5 |
| | 2003 John Caslin _____ 6 |
| | 2002 6 players _____ 3 |
| | 2001 Bryan Simmering _____ 8 |
| | 2000 Bryan Simmering _____ 6 |
| | 1999 Chris Russ _____ 6 |
| | Peter Buck _____ 6 |
| | 1998 Joe Fishel _____ 4 |
| | 1997 Ryan McGonigal _____ 6 |
| | 1996 Peter Buck _____ 5 |
| | 1995 Mike Vota _____ 9 |
| | 1994 Joby Weakland _____ 5 |
| | 1993 Joe Hughes _____ 7 |
| | 1992 Rob Lynch _____ 5 |
| | Brad Stinar _____ 5 |
| | 1991 Larry Raynor _____ 7 |
| | Brad Stinar _____ 7 |
| | 1990 Kurt Klebrowski _____ 5 |
| | 1989 Mark Eber _____ 5 |
| | 1988 Jay Eck _____ 9 |
| | 1987 Chris Nabholz _____ 6 |
| | 1986 Chris Nabholz _____ 5 |
| | 1985 Peter Diorio _____ 5 |
| | 1984 Chris Graves _____ 3 |
| | 1983 Chris Graves _____ 6 |
| | 1982 Brian Horn _____ 3 |
| | 1981 Doug Allen _____ 4 |
| | 1980 Doug Allen _____ 2 |
| | Charlie King _____ 2 |

Pitching Appearances

| | |
|-------------------------------|--|
| 2016 Kyle Stricker _____ 18 | |
| 2015 Austin Clark _____ 16 | |
| 2014 Kyle Paul _____ 23 | |
| 2013 Nick Cioffi _____ 25 | |
| 2012 Tyler Austin _____ 32 | |
| 2011 Tyler Austin _____ 18 | |
| 2010 Drew Permison _____ 26 | |
| 2009 Josh Squatrito _____ 24 | |
| Nate Curd _____ 24 | |
| 2008 Josh Squatrito _____ 27 | |
| 2007 Jon Dupski _____ 21 | |
| 2006 Steve Johnson _____ 22 | |
| 2005 Jason Summerlin _____ 18 | |
| 2004 Steve Swiech _____ 17 | |
| 2003 Jason Summerlin _____ 16 | |
| 2002 Jason Seger _____ 18 | |
| 2001 Jason Walter _____ 20 | |
| 2000 Matt Brady _____ 19 | |
| 1999 Casey Theberge _____ 16 | |
| 1998 Joe Fishel _____ 17 | |
| 1997 Peter Buck _____ 17 | |
| 1996 Andy Weltlinger _____ 12 | |
| 1995 Chris Karabinus _____ 15 | |
| 1994 Mike Vota _____ 12 | |
| 1993 Joe Hughes _____ 14 | |
| 1992 Brad Stinar _____ 18 | |
| 1991 Brad Stinar _____ 26 | |
| 1990 Brad Stinar _____ 14 | |
| 1989 Larry Raynor _____ 12 | |
| Brad Stinar _____ 12 | |
| 1988 Jon Reed _____ 16 | |
| 1987 Jay Eck _____ 10 | |
| Joe Steneman _____ 10 | |
| Brett Halsey _____ 10 | |
| 1986 Chris Nabholz _____ 11 | |
| 1985 Peter Diorio _____ 10 | |
| Garnell Bagby _____ 10 | |
| 1984 Brian Dudley _____ 11 | |
| 1983 Chris Graves _____ 13 | |
| Brian Dudley _____ 13 | |
| 1982 Steve Alcorn _____ 12 | |
| Brian Horn _____ 12 | |
| 1981 Doug Allen _____ 12 | |
| Mike Baummer _____ 12 | |
| Dan Nawojczyk _____ 12 | |
| 1980 Doug Allen _____ 9 | |
| Rick Knapp _____ 9 | |

Earned Run Average

| |
|----------------------------------|
| 2016 Kyle Stricker _____ 3.86 |
| 2015 Kevin Ross _____ 4.83 |
| 2014 Chris Acker _____ 3.86 |
| 2013 Kyle Paul _____ 3.19 |
| 2012 Brandon Gonnella _____ 2.53 |
| 2011 Chris Acker _____ 3.04 |
| 2010 Drew Permison _____ 3.35 |
| 2009 Josh Squatrito _____ 5.59 |
| 2008 Drew Permison _____ 5.62 |
| 2007 Jon Dupski _____ 4.23 |
| 2006 Steve Johnson _____ 6.00 |
| 2005 Matt Holley _____ 3.50 |
| 2004 Joe Peeler _____ 5.09 |
| 2003 John Caslin _____ 4.57 |
| 2002 Jason Summerlin _____ 4.36 |
| 2001 Bryan Simmering _____ 3.35 |
| 2000 Bryan Simmering _____ 3.26 |
| 1999 Casey Theberge _____ 3.00 |
| 1998 Dom Borro _____ 4.33 |
| 1997 Andy Weltlinger _____ 4.82 |
| 1996 Jay Eyster _____ 4.22 |
| 1995 Derek Hasselhoff _____ 3.76 |
| 1994 Joby Weakland _____ 3.36 |
| 1993 Joe Hughes _____ 1.36 |
| 1992 Rob Lynch _____ 3.31 |
| 1991 Larry Raynor _____ 3.68 |

Wins

| |
|-------------------------------|
| 2016 Kyle Stricker _____ 6 |
| 2015 Lee Lawler _____ 4 |
| Bruce Zimmermann _____ 4 |
| 2014 Bruce Zimmermann _____ 5 |
| 2013 Mike Volpe _____ 10 |
| 2012 Michael Trionfo _____ 11 |
| 2011 Charlie Cononie _____ 8 |
| 2010 Drew Permison _____ 4 |

YEAR-BY-YEAR LEADERS

| | | |
|------|---------------|------|
| 1990 | Larry Raynor | 1.70 |
| 1989 | Jon Reed | 2.70 |
| 1988 | Chris Nabholz | 2.21 |
| 1987 | Chris Nabholz | 3.84 |
| 1986 | Jim Wilson | 4.39 |
| 1985 | Kevin Smith | 4.38 |
| 1984 | Chris Graves | 5.33 |
| 1983 | Brian Horn | 3.38 |
| 1982 | Steve Alcorn | 5.16 |
| 1981 | Doug Allen | 4.26 |
| 1980 | Doug Allen | 3.70 |

Innings Pitched

| | | |
|------|------------------|-------|
| 2016 | Kevin Ross | 66.0 |
| 2015 | Kevin Ross | 72.2 |
| 2014 | Bruce Zimmermann | 66.2 |
| 2013 | Mike Volpe | 102.2 |
| 2012 | Michael Trionfo | 83.1 |
| 2011 | Charlie Cononie | 85.0 |
| 2010 | Tyler Austin | 56.2 |
| 2009 | Tyler Austin | 62.2 |
| 2008 | Zach Umberger | 67.0 |
| 2007 | Nate Curd | 63.0 |
| 2006 | Chris Rhoades | 70.1 |
| 2005 | Chris Rhoades | 73.0 |
| 2004 | Joe Peeler | 58.1 |
| 2003 | John Caslin | 65.0 |
| 2002 | Jason Summerlin | 53.2 |
| | Luke Thomas | 53.2 |
| 2001 | Bryan Simmering | 78.0 |
| 2000 | Bryan Rogers | 67.2 |
| 1999 | Peter Buck | 78.2 |
| 1998 | Peter Buck | 48.0 |
| 1997 | Ryan McGonigal | 53.2 |

| | | |
|------|---------------|------|
| 1996 | Jay Eyster | 53.1 |
| 1995 | Mike Vota | 92.2 |
| 1994 | Joby Weakland | 65.2 |
| 1993 | Mike Vota | 80.1 |
| 1992 | Rob Lynch | 70.2 |
| 1991 | Larry Raynor | 88.0 |
| 1990 | Mark Eber | 70.2 |
| 1989 | Jay Eck | 61.0 |
| 1988 | Jay Eck | 82.0 |
| 1987 | Chris Nabholz | 61.0 |
| 1986 | Chris Nabholz | 62.1 |
| 1985 | Peter Diorio | 56.1 |
| 1984 | Chris Graves | 50.2 |
| 1983 | Chris Graves | 90.2 |
| 1982 | Steve Alcorn | 61.0 |
| 1981 | Dan Nawojczyk | 61.2 |
| | Scott Smith | 61.2 |
| 1980 | Doug Allen | 48.2 |

Strikeouts

| | | |
|------|------------------|----|
| 2016 | David Marriggi | 43 |
| 2015 | Kevin Ross | 41 |
| 2014 | Bruce Zimmermann | 53 |
| 2013 | Mike Volpe | 78 |
| 2012 | Tyler Austin | 90 |
| 2011 | Charlie Cononie | 94 |
| 2010 | Tyler Austin | 57 |
| 2009 | Drew Permison | 62 |
| 2008 | Josh Squatrito | 66 |
| 2007 | Nate Curd | 34 |
| 2006 | Chris Rhoades | 54 |
| 2005 | Chris Rhoades | 61 |
| 2004 | Joe Peeler | 37 |
| 2003 | Stephen Merson | 42 |

| | | |
|------|-----------------|----|
| 2002 | Jason Summerlin | 26 |
| | Andy Hampton | 26 |
| 2001 | Bryan Simmering | 89 |
| 2000 | Chris Russ | 57 |
| 1999 | Chris Russ | 61 |
| 1998 | Joe Fishel | 30 |
| 1997 | Jason Reinhart | 46 |
| | Ryan McGonigal | 46 |
| 1996 | Ryan McGonigal | 32 |
| 1995 | Mike Vota | 63 |
| 1994 | Joby Weakland | 60 |
| 1993 | Joe Hughes | 61 |
| 1992 | Rob Lynch | 41 |
| 1991 | Larry Raynor | 54 |
| 1990 | Larry Raynor | 40 |
| | Mark Eber | 40 |
| 1989 | Jay Eck | 53 |
| 1988 | Jay Eck | 80 |
| 1987 | Chris Nabholz | 48 |
| 1986 | Chris Nabholz | 50 |
| 1985 | Peter Diorio | 27 |
| 1984 | Chris Graves | 56 |
| 1983 | Chris Graves | 74 |
| 1982 | Steve Alcorn | 33 |
| 1981 | Dan Nawojczk | 52 |
| 1980 | Doug Allen | 33 |

Saves

| | | |
|------|-------------------|----|
| 2016 | David Marriggi | 2 |
| 2015 | Matt Allen | 2 |
| 2014 | Brandon Gonnella | 10 |
| 2013 | Nick Cioffi | 2 |
| | Brandon Gonnella | 2 |
| 2012 | Tyler Austin | 6 |
| 2011 | Zach Umberger | 4 |
| 2010 | Drew Permison | 3 |
| 2009 | Josh Squatrito | 7 |
| 2008 | Josh Squatrito | 10 |
| 2007 | Jon Dupski | 3 |
| 2006 | Steve Johnson | 6 |
| 2005 | Jason Volker | 3 |
| 2004 | Steve Swiech | 2 |
| 2003 | Jason Seger | 3 |
| | Casper Wells | 3 |
| 2002 | Jason Seger | 4 |
| 2001 | Jason Walter | 7 |
| 2000 | Matt Brady | 4 |
| 1999 | Casey Theberge | 1 |
| | Wayne Feuerherd | 1 |
| 1998 | Joe Fishel | 3 |
| 1997 | Peter Buck | 3 |
| 1996 | Andy Weltlinger | 2 |
| 1995 | 5 players | 1 |
| 1994 | 5 players | 1 |
| 1993 | Joe Hughes | 1 |
| | Derek Hasselhoff | 1 |
| | Jeff Feingold | 1 |
| 1992 | Brad Stinar | 5 |
| 1991 | Brad Stinar | 6 |
| 1990 | Larry Raynor | 2 |
| | Brad Stinar | 2 |
| 1989 | Larry Raynor | 6 |
| 1988 | Steve Del Giudice | 4 |

| | | |
|------|---------------|---|
| 1987 | Peter Diorio | 2 |
| 1986 | Brett Halsey | 2 |
| 1985 | Jacob Smith | 1 |
| 1984 | Garnell Bagby | 1 |
| | Jeff Burdette | 1 |
| | Steve Alcorn | 1 |
| 1983 | Brian Dudley | 3 |
| 1982 | Brian Horn | 1 |
| | Mike Jeddry | 1 |
| 1981 | Mike Hammer | 3 |
| 1980 | Tim McNamara | 1 |

Completed Games

| | | |
|------|-------------------|----|
| 2016 | None | |
| 2015 | Kevin Ross | 2 |
| 2014 | Kyle Paul | 1 |
| 2013 | Mike Volpe | 1 |
| 2012 | Taylor Clarke | 1 |
| 2011 | Charlie Cononie | 2 |
| 2010 | None | |
| 2009 | Drew Permison | 1 |
| 2008 | Duane Herr | 2 |
| 2007 | None | |
| 2006 | None | |
| 2005 | Casper Wells | 2 |
| 2004 | Brian Brewer | 1 |
| 2003 | Stephen Merson | 2 |
| 2002 | Luke Thomas | 1 |
| 2001 | Bryan Simmering | 6 |
| 2000 | Bryan Simmering | 4 |
| | Chris Russ | 4 |
| 1999 | Peter Buck | 5 |
| 1998 | Dom Borro | 2 |
| | Collin McGonigal | 2 |
| | Peter Buck | 2 |
| 1997 | Ryan McGonigal | 3 |
| 1996 | Jay Eyster | 4 |
| | Jason Reinhart | 4 |
| 1995 | Mike Vota | 13 |
| 1994 | Joby Weakland | 5 |
| | Mike Vota | 5 |
| 1993 | Joe Hughes | 8 |
| 1992 | Rob Lynch | 4 |
| 1991 | Rob Lynch | 5 |
| 1990 | Rob Lynch | 5 |
| 1989 | Jon Reed | 3 |
| | Mark Eber | 3 |
| | Steve Del Giudice | 3 |
| 1988 | Chris Nabholz | 7 |
| 1987 | Chris Nabholz | 6 |
| 1986 | Jim Wilson | 4 |
| | Chris Nabholz | 4 |
| 1985 | Peter Diorio | 6 |
| 1984 | Chris Graves | 3 |
| 1983 | Chris Graves | 5 |
| 1982 | Brian Horn | 5 |
| 1981 | Doug Allen | 4 |
| 1980 | Doug Allen | 3 |
| | Charlie King | 3 |



Charlie Cononie

SINGLE-SEASON BATTING RECORDS

Average (min. 90 AB)

| | |
|---------------------|------|
| Jay Logwood (1992) | .474 |
| Mark Edwards (1978) | .455 |
| Gary Helmick (2009) | .430 |
| Gregg Davies (2002) | .428 |
| Rich Lehosky (1985) | .405 |
| Nick Agoglia (1997) | .402 |
| Gregg Davies (2001) | .399 |
| Mike Fleming (1997) | .398 |
| Nick Agoglia (1999) | .392 |
| Jason Rummel (1998) | .390 |

Games Played

| | |
|----------------------------|----|
| Dominic Fratantuono (2013) | 60 |
| Gregg Davies (2001) | 60 |
| Scott Bacon (2001) | 60 |
| Brian McKenna (2001) | 60 |
| Hunter Bennett (2013) | 59 |
| Brendan Butler (2013) | 59 |
| Ryan Avila (2001) | 59 |
| Jimmy Kittelberger (2001) | 59 |
| Brian Conley (2008) | 58 |
| Casper Wells (2005) | 58 |

At Bats

| | |
|-------------------------------|------------|
| Shane Justis (2005) | 248 |
| Dominic Fratantuono (2013) | 231 |
| Den Winter (2010) | 230 |
| Steve Yarsinsky (2009) | 229 |
| Hunter Bennett (2013) | 228 |
| Nick Natoli (2010) | 228 |
| Gary Helmick (2009) | 228 |
| Richie Palacios (2016) | 225 |
| Kurt Wertz (2013) | 222 |
| Kevin Collins (2009) | 221 |
| Matt Collins (2009) | 221 |

Runs Scored

| | |
|-------------------------------|-----------|
| Gary Helmick (2009) | 72 |
| Casper Wells (2005) | 70 |
| Jimmy Kittelberger (2001) | 63 |
| Ryan Avila (2001) | 62 |
| Kevin Collins (2009) | 61 |
| Shane Justis (2005) | 59 |
| Gregg Davies (2002) | 59 |
| Hans Falkenhan (2005) | 58 |
| Gregg Davies (2001) | 57 |
| Richie Palacios (2016) | 55 |
| Ben Winter (2010) | 55 |

Hits

| | |
|----------------------------|----|
| Gary Helmick (2009) | 98 |
| Gregg Davies (2001) | 87 |
| Shane Justis (2005) | 85 |
| Jay Logwood (1992) | 81 |
| Matt Collins (2009) | 81 |
| Gregg Davies (2002) | 80 |
| Dominic Fratantuono (2013) | 79 |
| Ben Winter (2010) | 79 |
| Zach Fisher (2013) | 77 |
| Casper Wells (2005) | 77 |

Doubles

| | |
|---------------------------|----|
| Matt Collins (2009) | 23 |
| Jimmy Kittelberger (2001) | 22 |
| Chris Wychock (2011) | 21 |
| Steve Yarsinsky (2009) | 21 |
| Mike Costello (2003) | 21 |
| Gregg Davies (2001) | 21 |
| Chris Wychock (2010) | 20 |
| Matt Collins (2008) | 20 |
| Ryan Avila (2001) | 20 |
| Chris Wychock (2009) | 19 |

Triples

| | |
|----------------------------|----------|
| Gary Helmick (2009) | 9 |
| John Andrade (1981) | 8 |
| Kurt Wertz (2013) | 7 |
| Adam Heffron (2005) | 7 |
| Casper Wells (2004) | 7 |
| Gregg Davies (2000) | 7 |
| Colin Dyer (2016) | 6 |
| Dominic Fratantuono (2012) | 6 |
| Ben Winter (2010) | 6 |
| Gregg Davies (2002) | 6 |

Home Runs

| | |
|----------------------|----|
| Jason Maxey (2005) | 23 |
| Casper Wells (2005) | 18 |
| Gary Helmick (2009) | 17 |
| Mike Costello (2003) | 17 |
| Jay Logwood (1993) | 17 |
| Jay Logwood (1992) | 17 |
| Erik Sheetz (1991) | 17 |
| Gregg Davies (2001) | 15 |
| Scott Bacon (2002) | 14 |
| Liam Healy (1998) | 14 |

Runs Batted In

| | |
|----------------------|----|
| Gregg Davies (2001) | 74 |
| Jason Maxey (2005) | 72 |
| Casper Wells (2005) | 66 |
| Kurt Wertz (2013) | 65 |
| Brian Conley (2008) | 65 |
| Mike Costello (2003) | 63 |
| Erik Sheetz (1991) | 60 |
| Kevin Collins (2009) | 56 |
| Scott Bacon (2002) | 55 |
| Jay Logwood (1992) | 54 |

Total Bases

| | |
|----------------------|-----|
| Gary Helmick (2009) | 179 |
| Jason Maxey (2005) | 164 |
| Gregg Davies (2001) | 157 |
| Casper Wells (2005) | 154 |
| Jay Logwood (1992) | 151 |
| Gregg Davies (2002) | 149 |
| Mike Costello (2003) | 146 |
| Kurt Wertz (2013) | 142 |
| Kevin Collins (2009) | 139 |
| Chris Wychock (2010) | 136 |

Stolen Bases

| | |
|-------------------------------|-----------|
| Richie Palacios (2016) | 32 |
| Shane Justis (2005) | 29 |
| Jacen Martinez (1992) | 28 |
| Kevin Collins (2010) | 26 |
| Brady Policelli (2016) | 22 |
| Mike Weglein (1988) | 21 |
| Jacen Martinez (1991) | 20 |
| Nick Natoli (2007) | 19 |
| Bob Brauer (1978) | 19 |
| John Matheis (1981) | 17 |

Walks

| | |
|----------------------------|----|
| Hans Falkenhan (2005) | 50 |
| Brady Policelli (2016) | 45 |
| Dusty Reynolds (1999) | 41 |
| John Andrade (1983) | 41 |
| Dominic Fratantuono (2014) | 40 |
| Dominic Fratantuono (2012) | 40 |
| Mike Costello (2003) | 39 |
| Jay Logwood (1993) | 38 |
| Jacen Martinez (1991) | 38 |
| Andrew Parker (2013) | 37 |
| Hans Falkenhan (2006) | 37 |
| Mike Costello (2002) | 37 |
| Gregg Davies (2002) | 37 |
| James Vallillo (1995) | 37 |
| Erik Sheetz (1992) | 37 |

Hit by Pitch

| | |
|----------------------------|----|
| Brendan Butler (2012) | 20 |
| Andrew Parker (2013) | 19 |
| Andrew Parker (2011) | 17 |
| Scott Bacon (2002) | 17 |
| Dominic Fratantuono (2012) | 15 |
| Shane Justis (2004) | 15 |
| Skip Luzetsky (1987) | 15 |
| Casper Wells (2005) | 14 |
| Pat Fitzgerald (2013) | 13 |



Jason Maxey

SINGLE-SEASON PITCHING RECORDS**Appearances**

| | |
|-----------------------|----|
| Tyler Austin (2012) | 32 |
| Josh Squatrito (2008) | 27 |
| Drew Permison (2010) | 26 |
| Brad Stinar (1991) | 26 |
| Nick Cioffi (2013) | 25 |
| Jon Dupski (2008) | 25 |
| Nate Curd (2009) | 24 |
| Josh Squatrito (2009) | 24 |
| Josh Brown (2006) | 24 |
| Kyle Paul (2014) | 23 |
| Nick Cioffi (2012) | 23 |

Games Started

| | |
|--------------------------|-----------|
| Mike Volpe (2013) | 16 |
| Kevin Ross (2016) | 14 |
| Paul Beers (2013) | 14 |
| Brandon Gonnella (2013) | 14 |
| Michael Trionfo (2012) | 14 |
| Charlie Cononie (2011) | 13 |
| Chris Rhoades (2006) | 13 |
| Matt Brady (2001) | 13 |
| Mike Vota (1995) | 13 |
| Larry Raynor (1991) | 13 |
| Chris Graves (1983) | 13 |

Wins

| | |
|--------------------------|----|
| Michael Trionfo (2012) | 11 |
| Mike Volpe (2013) | 10 |
| Mike Vota (1995) | 9 |
| Jay Eck (1988) | 9 |
| Charlie Cononie (2011) | 8 |
| Bryan Simmering (2001) | 8 |
| Matt Holley (2005) | 7 |
| Bryan Rogers (2001) | 7 |
| Joe Hughes (1993) | 7 |
| Larry Raynor (1991) | 7 |
| Brad Stinar (1991) | 7 |
| Steve Del Guidice (1989) | 7 |
| Jim Garland (1970) | 7 |
| Jim Garland (1969) | 7 |

Innings Pitched

| | |
|------------------------|-------|
| Mike Volpe (2013) | 102.2 |
| Mike Vota (1995) | 92.2 |
| Larry Raynor (1991) | 88.0 |
| Charlie Cononie (2011) | 85.0 |
| Michael Trionfo (2012) | 83.1 |
| Jay Eck (1988) | 82.0 |
| Chris Graves (1983) | 80.2 |
| Mike Vota (1993) | 80.1 |
| Peter Buck (1999) | 78.2 |
| Paul Beers (2013) | 78.0 |
| Bryan Simmering (2001) | 78.0 |

Earned Run Average

| | |
|----------------------|------|
| Jim Garland (1970) | 0.68 |
| Bob Worgan (1979) | 0.88 |
| Joe Hughes (1993) | 1.36 |
| Larry Raynor (1990) | 1.70 |
| John Doster (1976) | 2.00 |
| Jason Walter (2001) | 2.10 |
| Chris Nabholz (1988) | 2.12 |
| Charlie King (1979) | 2.41 |
| Jon Reed (1989) | 2.70 |
| Rob Lynch (1990) | 2.74 |

Complete Games

| | |
|-------------------------|---|
| Derek Hasselhoff (1995) | 9 |
| Joe Hughes (1993) | 8 |
| Chris Nabholz (1988) | 7 |
| Jim Garland (1969) | 7 |
| Bryan Simmering (2001) | 6 |
| Jay Eck (1988) | 6 |
| Chris Nabholz (1987) | 6 |
| Pete Diorio (1985) | 6 |
| Peter Buck (1999) | 5 |
| Chris Graves (1983) | 5 |
| Brian Horn (1982) | 5 |

Shutouts

| | |
|------------------------|---|
| Bryan Simmering (2001) | 3 |
| Scott Hargest (1978) | 3 |

Strikeouts

| | |
|------------------------|----|
| Charlie Cononie (2011) | 94 |
| Tyler Austin (2012) | 90 |
| Jim Garland (1970) | 90 |
| Bryan Simmering (2001) | 89 |
| Jay Eck (1980) | 80 |
| Mike Volpe (2013) | 78 |
| Chris Graves (1983) | 74 |
| Chris Nabholz (1988) | 72 |
| Josh Squatrito (2008) | 66 |
| Mike Vota (1995) | 63 |

Walks

| | |
|------------------------|----|
| Steve Alcorn (1982) | 55 |
| Chris Graves (1983) | 51 |
| Mike Vota (1995) | 43 |
| Charlie Cononie (2011) | 42 |
| Joby Weakland (1994) | 40 |
| Joe Steneman (1987) | 40 |
| Jeff Moore (1982) | 40 |
| Scott Smith (1982) | 40 |

Saves

| | |
|-------------------------|----|
| Brandon Gonnella (2014) | 10 |
| Josh Squatrito (2008) | 10 |
| Josh Squatrito (2009) | 7 |
| Jason Walter (2001) | 7 |
| Tyler Austin (2012) | 6 |
| Steve Johnson (2006) | 6 |
| Brad Stinar (1991) | 6 |
| Larry Raynor (1989) | 6 |



Mike Volpe



Josh Squatrito

CAREER BATTING RECORDS

Games Played

| | |
|--------------------------------|-----|
| Gregg Davies (1999-2002) | 217 |
| Nick Natoli (2007-08, 2010-11) | 215 |
| Brian McKenna (2001-04) | 214 |
| Dominic Fratantuono (2011-14) | 209 |
| Brian Conley (2005-08) | 208 |
| Scott Bacon (1999-2002) | 206 |
| Adam Heffron (2003-06) | 204 |
| Hans Falkenhan (2004-07) | 202 |
| Austin Harclerode (2008-11) | 202 |
| Ben Winter (2009-12) | 200 |

At-Bats

| | |
|---------------------------|-----|
| Nick Natoli (2007-11) | 827 |
| Brian McKenna (2001-04) | 821 |
| Adam Heffron (2003-06) | 767 |
| Gary Helmick (2006-2009) | 765 |
| Gregg Davies (1999-2002) | 755 |
| Scott Bacon (1999-2002) | 739 |
| Ben Winter (2009-12) | 732 |
| Chris Wychock (2008-11) | 732 |
| Shane Justis (2002-05) | 730 |
| Steve Yarsinsky (2007-10) | 716 |

Runs Scored

| | |
|--------------------------------|-----|
| Gregg Davies (1999-2002) | 195 |
| Kevin Collins (2007-10) | 168 |
| Gary Helmick (2006-09) | 167 |
| Shane Justis (2002-05) | 158 |
| Brian McKenna (2001-04) | 158 |
| Nick Natoli (2007-08, 2010-11) | 156 |
| Adam Heffron (2003-06) | 156 |
| Nick Agoglia (1997-2000) | 156 |
| Chris Wychock (2008-11) | 152 |
| Hans Falkenhan (2004-07) | 152 |

Hits

| | |
|--------------------------------|-----|
| Gregg Davies (1999-2002) | 274 |
| Brian McKenna (2001-04) | 257 |
| Nick Natoli (2007-08, 2010-11) | 254 |
| Adam Heffron (2003-06) | 248 |
| Gary Helmick (2006-09) | 248 |
| Nick Agoglia (1997-2000) | 235 |
| Steve Yarsinsky (2007-10) | 234 |
| Chris Wychock (2008-11) | 230 |
| Scott Bacon (1999-2002) | 228 |
| Shane Justis (2002-05) | 228 |

Doubles

| | |
|--------------------------------|----|
| Gregg Davies (1999-2002) | 66 |
| Chris Wychock (2008-11) | 64 |
| Brian McKenna (2001-04) | 59 |
| Nick Agoglia (1997-2000) | 52 |
| Matt Collins (2006-09) | 52 |
| Nick Natoli (2007-08, 2010-11) | 52 |
| Andrew Parker (2010-13) | 49 |
| Kurt Wertz (2010-14) | 47 |
| Steve Yarsinsky (2007-10) | 47 |
| Liam Healy (1995-98) | 46 |

Triples

| | |
|-------------------------------|----|
| Gregg Davies (1999-2002) | 18 |
| Adam Heffron (2003-06) | 15 |
| Dominic Fratantuono (2011-14) | 14 |
| John Andrade (1981-83) | 13 |
| Gary Helmick (2006-09) | 12 |
| Casper Wells (2003-05) | 12 |
| Kurt Wertz (2010-14) | 11 |
| Kevin Collins (2007-10) | 10 |
| Kurt Wertz (2011-14) | 9 |
| Steve Farling (1991-94) | 9 |

Home Runs

| | |
|---------------------------|----|
| Jay Logwood (1990-93) | 45 |
| Gregg Davies (1999-2002) | 40 |
| Chris Wychock (2008-2011) | 39 |
| Kurt Wertz (2010-14) | 36 |
| Brian Conley (2005-08) | 35 |
| Erik Sheetz (1989-92) | 32 |
| Steve Farling (1991-94) | 32 |
| Casey Stidham (1999-2002) | 32 |
| Mike Costello (2001-03) | 31 |
| Liam Healy (1995-98) | 30 |
| Gary Helmick (2006-09) | 30 |
| James Vallillo (1993-96) | 30 |

RBIs

| | |
|--------------------------|-----|
| Gregg Davies (1999-2002) | 193 |
| Chris Wychock (2008-11) | 162 |
| Scott Bacon (1999-2002) | 159 |
| Adam Heffron (2003-06) | 159 |
| Kurt Wertz (2010-14) | 158 |
| Mike Costello (2001-03) | 154 |
| Brian Conley (2005-08) | 153 |
| Jay Logwood (1990-93) | 145 |
| Nick Agoglia (1997-2000) | 145 |
| Brian McKenna (2001-04) | 141 |

Base on Balls

| | |
|-------------------------------|-----|
| Hans Falkenhan (2004-07) | 139 |
| Dominic Fratantuono (2011-14) | 132 |
| Gregg Davies (1999-2002) | 117 |
| Dusty Reynolds (1996-99) | 116 |
| Brian Conley (2005-08) | 113 |
| Mike Costello (2001-03) | 109 |
| Kurt Wertz (2010-14) | 107 |
| Adam Heffron (2003-06) | 104 |
| Jay Logwood (1990-93) | 104 |
| Nick Natoli (2007-11) | 102 |

Stolen Bases

| | |
|-------------------------------|-------|
| Shane Justis (2002-05) | 69-77 |
| Kevin Collins (2007-10) | 54-68 |
| Nick Natoli (2007-11) | 51-61 |
| Jacen Martinez (1991-92) | 48-55 |
| Dominic Fratantuono (2011-14) | 43-57 |
| Steve Farling (1991-94) | 40-50 |
| John Matheis (1981-84) | 40-46 |
| Pat Fitzgerald (2011-14) | 39-53 |
| Brandon Gonnella (2011-14) | 39-57 |
| Mark Chiccini (2002-05) | 34-41 |



Gregg Davies



Chris Wychock

CAREER PITCHING RECORDS**Appearances**

| | |
|----------------------------|----|
| Tyler Austin (2009-12) | 84 |
| Nate Curd (2006-10) | 77 |
| Jon Dupski (2005-08) | 72 |
| Brad Stinar (1989-92) | 70 |
| Brandon Gonnella (2011-14) | 64 |
| Wes Shifflett (2007-10) | 64 |
| Jason Summerlin (2001-05) | 62 |
| Tyler Travis (2004-07) | 62 |
| Drew Permison (2008-10) | 60 |
| Zach Umberger (2007-11) | 60 |

Games Started

| | |
|-----------------------------|----|
| Chris Rhoades (2003-06) | 39 |
| Mike Vota (1992-95) | 38 |
| Michael Trionfo (2010-12) | 37 |
| Joe Peeler (2004-07) | 34 |
| Chris Nabholz (1986-88) | 31 |
| Rob Lynch (1989-92) | 30 |
| Nate Curd (2007-10) | 29 |
| Jim Garland (1967-70) | 29 |
| Brandon Gonnella (2011-14) | 28 |
| Scott Smith (1980-83) | 28 |
| Larry Raynor (1988-91) | 28 |
| Bryan Simmering (1999-2001) | 28 |

Complete Games

| | |
|-----------------------------|----|
| Jim Garland (1967-70) | 21 |
| Chris Nabholz (1986-88) | 17 |
| Bryan Simmering (1999-2001) | 14 |
| Mike Vota (1992-95) | 14 |
| Rob Lynch (1989-92) | 14 |
| Joe Hughes (1992-95) | 14 |
| Derek Hasselhoff (1992-95) | 14 |

Shutouts

| | |
|-----------------------------|---|
| Bryan Simmering (1999-2001) | 5 |
| Chris Nabholz (1986-88) | 4 |
| Scott Hargest (1977-79) | 3 |

Innings Pitched

| | |
|-------------------------|-----|
| Mike Vota (1992-95) | 283 |
| Jim Garland (1967-70) | 234 |
| Rob Lynch (1989-92) | 224 |
| Chris Rhoades (2003-06) | 219 |
| Jon Dupski (2005-08) | 213 |
| Nate Curd (2006-10) | 211 |
| Peter Buck (1996-99) | 209 |
| Tyler Austin (2009-12) | 208 |
| Jay Eck (1986-89) | 203 |
| Larry Raynor (1988-91) | 201 |

Victories

| | |
|-----------------------------|-------|
| Jim Garland (1967-70) | 24-6 |
| Mike Vota (1992-95) | 20-13 |
| Peter Buck (1996-99) | 19-5 |
| Chris Nabholz (1986-88) | 17-10 |
| Jay Eck (1986-89) | 17-9 |
| Michael Trionfo (2010-12) | 17-14 |
| Bryan Simmering (1999-2001) | 16-9 |
| Brad Stinar (1989-92) | 16-5 |
| Matt Holley (2004-07) | 15-12 |
| Rob Lynch (1989-92) | 14-13 |

Hits Allowed

| | |
|-------------------------|-----|
| Mike Vota (1992-95) | 328 |
| Nate Curd (2006-10) | 300 |
| Jon Dupski (2005-08) | 287 |
| Joe Peeler (2004-07) | 255 |
| Peter Buck (1996-99) | 248 |
| Tyler Travis (2004-07) | 247 |
| Tyler Austin (2009-12) | 247 |
| Chris Rhoades (2003-06) | 246 |
| Rob Lynch (1989-92) | 244 |
| Zach Umberger (2007-11) | 244 |

Base on Balls

| | |
|---------------------------|-----|
| Steve Alcorn (1981-84) | 130 |
| Tyler Austin (2009-12) | 119 |
| Scott Smith (1980-83) | 118 |
| Charlie Cononie (2008-11) | 116 |
| Chris Rhoades (2003-06) | 110 |
| Mike Vota (1992-95) | 108 |
| Joby Weakland (1991-94) | 104 |
| Jason Reinhart (1995-98) | 104 |
| Wes Shifflett (2007-10) | 102 |

Saves

| | |
|----------------------------|----|
| Josh Squatrito (2008-09) | 17 |
| Brandon Gonnella (2011-14) | 13 |
| Brad Stinar (1989-92) | 13 |
| Tyler Austin (2009-12) | 9 |
| Steve Johnson (2003-06) | 8 |
| Larry Raynor (1988-91) | 8 |
| Jason Walter (2001-02) | 8 |
| Jon Dupski (2005-08) | 7 |
| Jason Seger (2002-03) | 7 |
| Jason Summerlin (2001-05) | 7 |

Strikeouts

| | |
|-----------------------------|-----|
| Tyler Austin (2009-12) | 218 |
| Jim Garland (1967-70) | 178 |
| Bryan Simmering (1999-2001) | 176 |
| Mike Vota (1992-95) | 172 |
| Chris Nabholz (1986-88) | 170 |
| Chris Rhoades (2003-06) | 166 |
| Jay Eck (1986-89) | 163 |
| Charlie Cononie (2008-11) | 160 |
| Brandon Gonnella (2011-14) | 145 |
| Derek Hasselhoff (1992-95) | 145 |

Losses

| | |
|----------------------------|----|
| Nate Curd (2006-10) | 18 |
| Derek Hasselhoff (1992-95) | 16 |
| Kurt Klebrowski (1988-91) | 16 |
| Brandon Gonnella (2011-14) | 15 |
| Chris Rhoades (2003-06) | 15 |
| Jon Dupski (2005-08) | 15 |
| Joby Weakland (1991-94) | 14 |
| Ryan McGonigal (1995-98) | 14 |
| Mike Vota (1992-95) | 13 |
| Rob Lynch (1989-92) | 13 |



Tyler Austin



Chris Nabholz

SINGLE-GAME RECORDS**INDIVIDUAL SINGLE GAME****Hitting****At Bats:**

9 Brian Conley vs. Old Dominion _____ 2006

Hits

6 A.J. Tinnarella at Hofstra _____ 2006

Runs

5 Hunter Bennett vs. Delaware _____ 2014

5 Brendan Butler vs. William & Mary _____ 2013

5 Kevin Collins at Delaware State _____ 2010

5 Shane Justis at Delaware _____ 2005

5 A.J. Tinnarella vs. Richmond _____ 2005

5 James Vallillo vs. UNC Greensboro _____ 1995

5 Jon Eichner vs. UNC Asheville _____ 1994

5 Jacen Martinez vs. Maryland _____ 1992

5 Steve Farling vs. Delaware _____ 1991

Doubles

4 Liam Healy at George Mason _____ 1998

4 Casey Stidham at Bucknell _____ 2001

4 Mike Costello vs. Coppin State _____ 2003

Triples

3 Mike Weglein at Temple _____ 1988

Home Runs

3 Kurt Wertz vs. James Madison _____ 2014

3 Kevin Collins vs. Yale _____ 2009

3 Jason Stifler vs. William & Mary _____ 2008

3 Brian Conley at Delaware State _____ 2006

3 Jason Maxey vs. Long Island _____ 2005

3 Steve Farling vs. Delaware _____ 1991

3 Rick Milliman at Lafayette _____ 1988

3 Robbie Smith at Duke _____ 1988

3 John Andrade at American _____ 1983

Home Runs (Inning)

2 Brian McKenna vs. Air Force _____ 2002

2 Alex Yost vs. Delaware _____ 1991

Runs Batted In

9 Chris Henze at Hofstra _____ 2015

Total Bases

15 Kurt Wertz vs. James Madison _____ 2014

15 Steve Farling vs. Delaware _____ 1991

Stolen Bases

4 Kevin Collins vs. George Mason _____ 2010

4 Dennis Kaczor vs. Johns Hopkins _____ 1979

Walks

5 Brady Policelli vs. George Mason _____ 2016

Dusty Reynolds vs. Lafayette _____ 1998

Hit For Cycle

Kevin Collins vs. Boston College _____ 2009

Gary Helmick vs. Yale _____ 2009

Kyle Skellchock vs. George Mason _____ 2007

Jacen Martinez vs. Maryland _____ 1992

Pitching**Innings**

10 Mike Vota vs. Winthrop _____ 1993

10 Chris Nabholz at Temple _____ 1988

Walks

12 Garnell Bagby vs. Hopkins _____ 1985

Hits Allowed

15 5 times

Runs Allowed

17 Pete Diorio at Delaware _____ 1985

Earned Runs Allowed

11 Pete Buck vs. Drexel _____ 1997

11 Ira Varhaftik vs. Delaware _____ 1985

Strikeouts

16 Joe Hughes vs. Campbell _____ 1993

16 Jim Garland vs. Gallaudet _____ 1970

Wild Pitches

5 Andy Hampton vs. High Point _____ 2002

Balks

3 Matt Holley at Virginia Tech _____ 2006

3 Chris Rhoades vs. Delaware State _____ 2003



A.J. Tinnarella

TEAM SINGLE GAME**Hitting****At Bats**

70 vs. Old Dominion (18 inn.) _____ 2006

Base Hits:

28 vs. Maine _____ 2001

Runs Scored

30 vs. Richmond _____ 2005

Runs In An Inning

14 vs. Richmond (1st inn.) _____ 2005

Largest Deficit Overcome

12 at Delaware (20-19) _____ 2005

Doubles

9 at Long Island _____ 2002

Triples

4 at George Washington _____ 1981

Home Runs

8 vs. Delaware _____ 1991

Home Runs In An Inning

4 vs. Air Force _____ 2002

Runs Batted In

29 vs. Richmond _____ 2005

Total Bases

51 vs. Delaware _____ 1991

Stolen Bases

8 vs. Central Connecticut _____ 1992

Walks

16 vs. George Washington _____ 1999

Strikeouts

23 vs. Old Dominion _____ 2006

Hit By Pitch

9 vs. Delaware State _____ 2002

Double Plays

6 at North Carolina _____ 1999

Triple Plays

vs. Marist _____ March 6, 2011

Chris Acker, Hunter Bennett, Austin Harclerode

at Liberty _____ April 2, 1986

Steve Heller, Rich Lehosky

SINGLE-SEASON TEAM RECORDS**GAMES PLAYED**

| | | | |
|-----------|-----------|-------------|--------------|
| 1. | 60 | 2013 | 30-30 |
| | 60 | 2001 | 37-23 |
| 3. | 58 | 2012 | 27-31 |
| | 58 | 2008 | 30-28 |
| | 58 | 2005 | 34-24 |
| 6. | 55 | 2016 | 20-35 |
| | 55 | 2011 | 26-28-1 |
| | 55 | 2010 | 19-36 |
| | 55 | 2000 | 31-23-1 |
| 10. | 54 | 2015 | 17-35-2 |
| | 54 | 2006 | 20-34 |

BATTING AVERAGE

| | | | |
|----|------|------|---------|
| 1. | .321 | 2009 | 28-25 |
| 2. | .315 | 2008 | 30-28 |
| 3. | .314 | 2001 | 37-23 |
| 4. | .311 | 1998 | 21-27 |
| 5. | .309 | 2005 | 34-24 |
| | .309 | 2003 | 28-25 |
| 7. | .307 | 1992 | 30-19-1 |
| 8. | .306 | 1997 | 24-28 |
| 9. | .304 | 2010 | 19-36 |
| | .304 | 2002 | 23-27-1 |
| | .304 | 1999 | 33-19 |

HITS

| | | | |
|-----|-----|------|---------|
| 1. | 651 | 2008 | 30-28 |
| 2. | 637 | 2005 | 34-24 |
| 3. | 628 | 2013 | 30-30 |
| 4. | 623 | 2009 | 38-25 |
| 5. | 603 | 2010 | 19-36 |
| 6. | 588 | 2001 | 37-23 |
| 7. | 557 | 2006 | 20-34 |
| 8. | 547 | 2002 | 23-27-1 |
| 9. | 538 | 2015 | 17-35-2 |
| 10. | 537 | 2003 | 28-25 |

RUNS SCORED

| | | | |
|-----|-----|------|---------|
| 1. | 462 | 2005 | 34-24 |
| 2. | 434 | 2001 | 37-23 |
| 3. | 433 | 2009 | 28-25 |
| 4. | 423 | 2013 | 30-30 |
| 5. | 412 | 2008 | 30-28 |
| 6. | 375 | 2002 | 23-27-1 |
| 7. | 364 | 2010 | 19-36 |
| 8. | 362 | 2003 | 28-25 |
| 9. | 357 | 1999 | 33-19 |
| 10. | 346 | 2015 | 17-35-2 |

DOUBLES

| | | | |
|-----|-----|------|---------|
| 1. | 137 | 2009 | 28-25 |
| 2. | 133 | 2013 | 30-30 |
| 3. | 130 | 2001 | 37-23 |
| 4. | 128 | 2010 | 19-36 |
| 5. | 122 | 2002 | 23-27-1 |
| 6. | 118 | 2005 | 34-24 |
| 7. | 117 | 2011 | 26-28-1 |
| 8. | 107 | 1997 | 24-28 |
| 9. | 105 | 2000 | 31-23-1 |
| 10. | 104 | 2003 | 28-25 |

TRIPLES

| | | | |
|-----------|-----------|-------------|--------------|
| 1. | 23 | 2016 | 20-35 |
| 2. | 22 | 1981 | 15-23 |
| 3. | 21 | 2013 | 30-30 |
| | 21 | 2005 | 34-24 |
| 5. | 20 | 2012 | 27-31 |
| | 20 | 2010 | 19-36 |
| 7. | 19 | 2000 | 31-23-1 |
| | 19 | 1992 | 30-19-1 |
| 9. | 18 | 1995 | 24-28-1 |
| 10. | 17 | 2006 | 20-34 |
| | 17 | 2004 | 17-35 |
| | 17 | 1988 | 31-17-1 |

HOME RUNS

| | | | |
|-----|-----|------|---------|
| 1. | 105 | 2005 | 34-24 |
| 2. | 97 | 2009 | 28-25 |
| 3. | 82 | 2008 | 30-28 |
| 4. | 68 | 2003 | 28-25 |
| 5. | 66 | 2001 | 37-23 |
| 6. | 60 | 2002 | 23-27-1 |
| 7. | 59 | 2010 | 19-36 |
| 8. | 54 | 2013 | 30-30 |
| 9. | 51 | 1991 | 28-23-1 |
| 10. | 49 | 1995 | 24-28-1 |

RUNS BATTED IN

| | | | |
|-----|-----|------|---------|
| 1. | 427 | 2005 | 34-24 |
| 2. | 405 | 2009 | 28-25 |
| 3. | 403 | 2001 | 37-23 |
| 4. | 390 | 2008 | 30-28 |
| 5. | 375 | 2013 | 30-30 |
| 6. | 347 | 2002 | 23-27-1 |
| 7. | 339 | 2003 | 28-25 |
| 8. | 337 | 2010 | 19-36 |
| 9. | 324 | 1999 | 33-19 |
| 10. | 306 | 2015 | 17-35-2 |

WALKS

| | | | |
|-----------|------------|-------------|--------------|
| 1. | 295 | 2013 | 30-30 |
| 2. | 270 | 2015 | 17-35-2 |
| 3. | 260 | 2005 | 34-24 |
| 4. | 248 | 2016 | 20-35 |
| 5. | 245 | 2010 | 19-36 |
| 6. | 240 | 2009 | 28-25 |
| 7. | 238 | 2002 | 23-27-1 |
| | 238 | 1991 | 28-23-1 |
| 9. | 236 | 2001 | 37-23 |
| 10. | 234 | 2011 | 26-28-1 |

STOLEN BASES

| | | | |
|-----------|-----------|-------------|--------------|
| 1. | 93 | 2016 | 20-35 |
| 2. | 89 | 2013 | 30-30 |
| 3. | 85 | 2005 | 34-24 |
| 4. | 79 | 2011 | 26-28-1 |
| 5. | 76 | 2012 | 27-31 |
| 6. | 65 | 1992 | 30-19-1 |
| 7. | 64 | 2010 | 19-36 |
| 8. | 61 | 1981 | 15-23 |
| 9. | 53 | 2015 | 17-35-2 |
| | 53 | 1982 | 12-24 |
| | 52 | 1988 | 30-17-1 |

EARNED RUN AVERAGE

| | | | |
|-----|------|------|---------|
| 1. | 3.37 | 1979 | 20-10 |
| 2. | 3.99 | 1988 | 30-17-1 |
| 3. | 4.65 | 1990 | 18-29 |
| 4. | 5.00 | 1989 | 23-21-1 |
| 5. | 5.03 | 2001 | 37-23 |
| 6. | 5.09 | 2013 | 30-30 |
| | 5.09 | 1983 | 19-17-1 |
| 8. | 5.15 | 2000 | 31-23-1 |
| 9. | 5.18 | 2014 | 22-25 |
| 10. | 5.27 | 1999 | 33-19 |

INNINGS PITCHED

| | | | |
|-----------|--------------|-------------|--------------|
| 1. | 539.1 | 2013 | 30-30 |
| 2. | 505.0 | 2012 | 27-31 |
| | 505.0 | 2005 | 34-24 |
| 4. | 496.1 | 2008 | 30-28 |
| 5. | 480.2 | 2011 | 26-28-1 |
| 6. | 479.0 | 2016 | 20-35 |
| 7. | 477.1 | 2006 | 20-34 |
| 8. | 473.1 | 2010 | 19-36 |
| 9. | 469.1 | 2015 | 17-35-2 |
| 10. | 465.2 | 2001 | 37-23 |

BATTERS STRUCKOUT

| | | | |
|-----|-----|------|---------|
| 1. | 388 | 2012 | 27-31 |
| 2. | 384 | 2009 | 28-25 |
| 3. | 369 | 2010 | 19-36 |
| 4. | 360 | 2005 | 34-24 |
| 5. | 340 | 2013 | 30-30 |
| | 340 | 2008 | 30-28 |
| | 340 | 2001 | 37-23 |
| 8. | 333 | 2011 | 26-28-1 |
| | 333 | 2000 | 31-23-1 |
| 10. | 315 | 2006 | 20-34 |

SAVES

| | | | |
|----|----|------|---------|
| 1. | 20 | 2008 | 30-28 |
| 2. | 15 | 2014 | 22-25 |
| 3. | 13 | 2003 | 28-25 |
| 4. | 12 | 2006 | 20-34 |
| 5. | 11 | 2001 | 37-23 |
| 6. | 10 | 2013 | 30-30 |
| 7. | 10 | 2012 | 27-31 |
| 8. | 10 | 2011 | 26-28-1 |
| 9. | 9 | 2007 | 21-30 |
| | 9 | 2005 | 34-24 |
| | 9 | 1989 | 23-21-1 |

ALL-CONFERENCE**COLONIAL ATHLETIC ASSOCIATION****All-CAA**

2016 _____ Brady Policelli (SS) - 1st team
 2016 _____ Richie Palacios (2B) - 2nd team
 2015 _____ Chris Henze (DH) - 1st team
 2015 _____ Richie Blosser (OF) - 3rd team
 2014 _____ Peter Bowles (1B) - 2nd team
 2014 _____ Kurt Wertz (OF) - 3rd team
 2013 _____ Kurt Wertz (DH) - 1st team
 2013 _____ Zach Fisher (3B) - 2nd team
 2013 _____ Brandon Gonnella (UTIL) - 2nd team
 2013 _____ Andrew Parker (C) - 2nd team
 2013 _____ Peter Bowles (OF) - 2nd team
 2013 _____ Dominic Frantantuono (OF) - 3rd team
 2012 _____ Brendan Butler (UTIL) - 2nd team
 2012 _____ Michael Trionfo (P) - 2nd team
 2011 _____ Andrew Parker (C) - 2nd team
 2011 _____ Charlie Cononie (P) - 2nd team
 2011 _____ Austin Harclerode (1B) - 3rd team
 2011 _____ Nick Natoli (SS) - 3rd team
 2011 _____ Chris Wychock (3B) - 3rd team
 2010 _____ Kevin Collins (OF) - 2nd team
 2010 _____ Nick Natoli (SS) - 2nd team
 2010 _____ Steve Rice (DH) - 2nd team
 2010 _____ Ben Winter (OF) - 3rd team
 2009 _____ Gary Helmick (SS) - 1st team
 2009 _____ Matt Collins (1B) - 2nd team
 2009 _____ Kevin Collins (OF) - 2nd team
 2009 _____ Austin Harclerode (UTL) - 2nd team
 2009 _____ Chris Wychock (2B) - 2nd team
 2008 _____ Brian Conley (OF) - 2nd team
 2008 _____ Nick Natoli (SS) - 2nd team
 2008 _____ Jason Stifler (C) - 3rd team
 2008 _____ Matt Collins (DH) - 3rd team
 2007 _____ Kyle Skellchock (OF) - 2nd team
 2006 _____ Adam Heffron (OF) - 2nd team
 2005 _____ Jason Maxey (1B) - 1st team
 2005 _____ Casper Wells (UTIL) - 1st team
 2005 _____ Shane Justis (SS) - 2nd team
 2005 _____ Mark Chiccini (OF) - 2nd team
 2005 _____ Adam Heffron (OF) - 2nd team
 2005 _____ Chris Rhoades (P) - 2nd team
 2004 _____ Casper Wells (DH) - 1st team
 2004 _____ Adam Heffron (OF) - 2nd team
 2003 _____ Mike Costello (DH) - 1st team
 2003 _____ Brian McKenna (SS) - 1st team
 2003 _____ Jeremy Stifler (C) - 2nd team
 2003 _____ Shane Justis (2B) - 2nd team
 2002 _____ Gregg Davies (OF) - 1st team
 2002 _____ Mike Costello (1B) - 2nd team

CAA Scholar-Athlete of the Year

2012 _____ Zach Fisher (3B)

CAA Player of the Year

2005 _____ Casper Wells (OF-P)

CAA Rookie of the Year

2016 _____ Richie Palacios (2B)

CAA Defensive Player of the Year

2013 _____ Andrew Parker (C)
 2011 _____ Nick Natoli (SS)
 2008 _____ Nick Natoli (SS)

CAA All-Rookie Team

2016 _____ Richie Palacios (2B)
 2015 _____ Mark Grunberg (OF)
 2012 _____ Brendan Butler (UTIL)
 2009 _____ Ben Winter (OF)
 2008 _____ Austin Harclerode (OF)
 2008 _____ Drew Permison (P)

All-Tournament Team

2013 _____ Zach Fisher (3B) - MVP
 2013 _____ Kurt Wertz (DH)
 2013 _____ Andrew Parker (C)
 2013 _____ Dominic Frantantuono (OF)
 2013 _____ Mike Volpe (P)
 2012 _____ Zach Fisher (3B)
 2008 _____ Brian Conley (OF)
 2008 _____ Greg Furmanek (1B)
 2005 _____ Casper Wells (DH-P)
 2005 _____ Matt Holley (P)

CAA All-Academic Team

2016 _____ Paul Beers (P)
 2015 _____ Chris Acker (P)
 2014 _____ Kyle Paul (P)

AMERICA EAST**All-America East**

2001: _____ Gregg Davies (OF) - 1st team
 2001: _____ Jim Kittelberger (OF) - 1st team
 2001: _____ Bryan Simmering (P) - 1st team
 2001: _____ Casey Stidham (C) - 2nd team
 2001: _____ Brian McKenna (SS) - 2nd team
 2000: _____ Bryan Simmering (P) - 1st team
 2000: _____ Jim Kittleberger (DH) - 1st team
 1999: _____ Nick Agoglia (OF) - 1st team
 1999: _____ Jason Rummel (2B) - 1st team
 1999: _____ Dusty Reynolds (C) - 1st team
 1998: _____ Scott Bacon (SS) - 2nd team
 1998: _____ Jason Rummel (SS) - 1st team
 1998: _____ Dusty Reynolds (C) - 1st team
 1998: _____ Liam Healy (1B) - 2nd team
 1997: _____ Joe Vuotto (OF) - 1st team
 1996: _____ James Vallillo (DH) - 1st team
 1996: _____ Mike Fleming (OF) - 2nd team

America East Player of the Year

2001: _____ Gregg Davies (OF)
 1996: _____ James Vallillo (DH)

America East Coach of the Year

1999: _____ Mike Gottlieb

America East Scholar-Athlete

2001: _____ Gregg Davies (OF)
 2000: _____ Jason Sandner (OF)

1999: _____ Jason Rummel (2B)
 1996: _____ James Vallillo (DH)

America East All-Tournament

2001: _____ Gregg Davies (OF),
 _____ Scott Bacon (3B),
 _____ Brian McKenna (SS),
 _____ Jimmy Kittelberger (DH)
 2000: _____ Jason Sandner (OF)
 1999: _____ Dusty Reynolds (C),
 _____ Chris Russ (P),
 _____ Jason Sandner (OF),
 _____ Tim Pritchard (3B)
 1997: _____ Craig Miller (OF)

America East Tournament**Most Outstanding Player**

2001: _____ Gregg Davies (OF)

BIG SOUTH CONFERENCE**All-Big South**

1995: _____ James Vallillo (OF) - 2nd team
 1994: _____ Steve Farling (OF) - 1st team
 1993: _____ Jay Logwood (OF) - 1st team
 1993: _____ Joe Hughes (P) - 1st team

Big South All-Tournament Team

1993: _____ Mike Vota (P)

EAST COAST CONFERENCE**All-East Coast**

1992: _____ Jay Logwood (OF) - 1st team
 1992: _____ Rob Lynch (P) - 1st team
 1989: _____ Kevin King (SS) - 1st team
 1989: _____ Chuck Obrecht (1B) - 1st team
 1988: _____ Robbie Smith (1B) - 1st team
 1988: _____ Mike Wlazlak (3B) - 1st team
 1988: _____ Kevin King (SS) - 1st team
 1988: _____ Chris Nabholz (P) - 1st team
 1987: _____ Robbie Smith (OF) - 1st team
 1986: _____ Jamie Herbert (OF) - 1st team
 1986: _____ Rich Lehosky (1B) - 1st team
 1986: _____ Paul Krug (DH) - 1st team
 1985: _____ Jacob Smith (OF) - 1st team

ECC Player of the Year

1992: _____ Jay Logwood (OF)

ECC Coach of the Year

1988: _____ Mike Gottlieb

ECC Tour. Most Valuable Player

1991: _____ Larry Raynor, Pitcher
 1988: _____ Brian Walsh, Second Base

ECC Tour. Most Valuable Pitcher

1988: _____ Chris Nabholz

ALL-AMERICAN

ALL-AMERICANS

- 2013: _____ Kurt Wertz, DH
(ABCA, USBWA - 3rd Team)
- 2009: _____ Gary Helmick, SS
(Collegiate Baseball - 2nd Team)
- 2005: _____ Jason Maxey, 1B
(Collegiate Baseball - 2nd Team)
- 2005: _____ Casper Wells, DH
(ABCA - 2nd Team)
- 2003: _____ Mike Costello, 1B
(CollegeBaseball.com - H. Mention)
- 2002: _____ Gregg Davies, OF
(AFCA - Honorable Mention)
- 2001: _____ Gregg Davies, OF
(Collegiate Baseball - 3rd team)
- 1992: _____ Jay Logwood, OF
(Amer. Baseball Coaches - 2nd team)

FRESHMAN ALL-AMERICANS

- 2016 _____ Richie Palacios (2B)
- 2008: _____ Drew Permison (P)
- 2001: _____ Brian McKenna (SS)

CAPITAL ONE ACADEMIC ALL-AMERICANS (SELECTED BY CoSIDA)

- 2013: _____ Zach Fisher (INF) - 1st team
- 2012: _____ Zach Fisher (INF) - 3rd team
- 2008: _____ Jon Dupski (P) - 3rd team
- 2007: _____ Ryan Schreiter (C) - 3rd team
- 2002: _____ Gregg Davies (OF) - 2nd team
- 1999: _____ Jason Rummel (INF) - 3rd team
- 1996: _____ James Vallillo (DH) - 2nd team

CoSIDA ACADEMIC ALL-DISTRICT 2

- 2013: _____ Zach Fisher (INF)
- 2012: _____ Zach Fisher (INF)
- 2010: _____ Kevin Collins (OF)
- 2009: _____ Kevin Collins (OF)
- 2009: _____ Steve Yarsinsky (INF)
- 2008: _____ Jon Dupski (P)
- 2008: _____ Brian Conley (OF)
- 2007: _____ Jon Dupski (P)
- 2007: _____ Ryan Schreiter (C)
- 2004: _____ Brian McKenna (INF)
- 2003: _____ Brian McKenna (INF)
- 2002: _____ Gregg Davies (OF)
- 2002: _____ Brian McKenna (INF)
- 2001: _____ Gregg Davies (OF)
- 2000: _____ Mike Dubansky (OF)
- 1999: _____ Jason Rummel (INF)
- 1998: _____ Jason Rummel (INF)
- 1996: _____ James Vallillo (DH)



TIGERS IN THE PROS



In the history of Towson baseball, only three former Tigers have gone on to play in the major leagues.

In 2010, Casper Wells became the third former Towson standout to reach the major leagues when he joined the Detroit Tigers.

After a week in the major leagues, he returned to Toledo, Detroit's AAA franchise. In August, he returned to Detroit and finished the season with the Tigers.

In his rookie season, Wells played in 36 games and batted .323. He had six doubles, a triple, four home runs and 17 runs batted in.

A former All-American at Towson, Casper was traded to Seattle in July, 2011. He got off to a great start for the Mariners but a late season injury slowed him down. He finished the season with a .237 batting average, 11 home runs and RBI's.

In 2012, Wells belted 10 home runs with 36 RBI's for the Mariners. After an injury-plagued 2013 season, he entered the 2014 season with a career batting average of .230 with 25 home runs and 81 RBI's in 276 games.

Wells played for Seattle, Oakland, the Chicago White Sox and Philadelphia. He was also used as a relief pitcher by the White Sox and Phillies in very long extra-inning games.

Infielder Al Rubeling, a member of the Towson Athletic Hall of Fame, became the first former Tiger to play in the major leagues in 1940. He played five seasons in the big leagues, appearing in 253 games. After a year-and-a-half with the Philadelphia Athletics, he spent the rest of his career with the Pittsburgh Pirates. Primarily a second baseman, he had a career batting average of .249 with eight home runs and 79 RBI's. An excellent defensive player, he finished his career with a .955 fielding percentage.

One of the top pitchers in school history, Chris Nabholz pitched in the major leagues from 1990 to 1995. A second round pick by Montreal in 1988, he pitched for the Expos from 1990 to 1993. In four seasons as an Expo, Nabholz had a 34-29 record. In 1992, he was 11-12 with a 3.32 earned run average. He made his debut in 1990, posting a 6-2 mark and a 2.83 E.R.A. He pitched for the Chicago Cubs for one year and split the 1994 season between Boston and Cleveland. He retired with a 37-35 career record and a 3.94 E.R.A.

Although there have only been three former Tigers in the major leagues, Towson has another strong big league connection.

From 1979 to 1987, the Tiger baseball program was coached by Bill Hunter, a former major league manager and player. Hunter, who compiled a 144-166-3 record in his nine seasons as the Tiger baseball coach, had a seven-year career as an infielder with the St. Louis Browns, the Baltimore Orioles, the New York Yankees, the Cleveland Indians and the Kansas City Athletics.

The Orioles' starting shortstop in 1954, he was a member of the 1953 American League all-star team. He also played for the Yankees' World Championship team in 1956.

After his retirement, he joined the Orioles' organization in 1962 and managed Bluefield in the Appalchian League for two years, leading the team to a pair of league titles.


In 1964, he joined the Orioles as the third base coach, a position he held for more than 13 seasons. During those years, the Orioles won the World Series in 1966 and 1970 and also won four American League pennants.

In mid-1977, he was named as the Texas Rangers' manager. In two years, he led the Rangers to a pair of second place finishes in the A.L. West.

After his retirement in 1978 from major league baseball, he became the Tigers' baseball coach. He was also the Towson University athletic director from 1984 to 1995. Inducted into the Orioles' Hall of Fame in 1997, he became a member of the Towson Athletic Hall of Fame one year later.

Since 1995, Towson has had 14 players drafted by the major leagues.

In 2011, pitcher Charlie Cononie was selected in the 24th round by Tampa Bay. He pitched for Hudson Valley in the New York-Penn League and was named to the NYP all-star team. He finished the season with a 1-1 record, six saves and a 2.73 E.R.A.

TIGERS IN THE PROS

Bill Hunter

In 2010, pitcher Drew Permisson was drafted by Toronto in the 42nd round. While pitching for Auburn in the New York-Penn League, he impressed the Toronto executives by pitching in 27 games and posting a 1-1 record with seven saves. He posted a 2.31 E.R.A. Permisson pitched 39 innings. He walked only 19 batters and had 59 strikeouts. In 2011, he helped Vancouver win the Northwest League championship. A member of the Northwest League all-star team, he led the league with 15 saves and had a 1.69 E.R.A.

Shortstop Nick Natoli, who was named as the

Colonial Athletic Association Defensive Player of the Year twice, signed a free agent contract after his senior season with the Boston Red Sox. He played for the Lowell Spinners of the New York-Penn League for three seasons.

In 2009, pitcher Josh Squatrito was drafted by St. Louis in the 25th round. He appeared in 20 games for Batavia and posted a 4-1 record with a 1.37 E.R.A. He also had one save. He suffered a career-ending injury in 2010.

After the 2009 season, shortstop Gary Helmick and catcher Jason Stifler signed free agent contracts with Baltimore. Playing for Bluefield in the Appalachian League, Helmick batted .275 with 10 doubles, four triples, four home runs and 13 RBI's. He also scored 31 runs as Bluefield's leadoff hitter. Stifler was a backup catcher at Aberdeen.

Both Helmick and Stifler were teammates on the Orioles' South Atlantic League affiliate, the Delmarva Shorebirds in 2010.

In 2008, outfielder Brian Conley was drafted by Baltimore in the 17th round of the June draft. Conley hit .248 for Bluefield in 2008. He played for Delmarva and Aberdeen in 2009.

In 2010, he had an outstanding season while playing for Delmarva. In 98 games, he batted .270 with a .393 on-base percentage. He scored 52 runs, hit 16 doubles, five triples, six home runs and had 29 runs batted in.

Conley was named to the South Atlantic League all-star team at mid-season. He finished up the 2010 season at Frederick.

In 2005, infielder Shane Justis and Wells were drafted. The Colonial Athletic Association Player of the Year, Wells was a 14th round pick by Detroit while Justis was chosen in the 21st round by the Los Angeles Dodgers.

After three years in the Dodgers' organization, Justis was picked by Milwaukee in the Rule V Draft in 2008. He batted .277 for Huntsville in the Southern League and made the league's all-star team. He also hit five home runs and had 50 runs

batted in. He retired in 2009.

Pitcher Derek Hasselhoff came very close to reaching the major leagues. Hasselhoff, a member of the Chicago White Sox organization for five years, pitched for the Class AAA Pawtucket Red Sox in 2002. In 1999, he helped the Charlotte Knights win the International League title, posting a 6-0 record with 4 saves and a 4.82 E.R.A. In 2001, he pitched to a 6-1 record at Charlotte with a 2.03 E.R.A. and six saves. In three years at Charlotte, he had a 19-5 record with 16 saves.

A third round pick by Texas in 2000, Chris Russ had an impressive start to his career before injuries took their toll. In 2000, he pitched at Pulaski in the Appalachian League and had a 2-0 record with a 0.83 E.R.A. After being promoted to Savannah in the South Atlantic League, he had a 3-1 record and a 2.43 E.R.A. In 2001, he had a 5-2 record with a 3.47 E.R.A. at Charlotte and was named to the Florida State League's All-Star team. However, a back injury sidelined him for the rest of the season.

In 2001, Bryan Simmering was picked by Oakland in the 27th round. He had an impressive season for Phoenix in the Arizona League, posting a 2-2 record with a 2.40 E.R.A.

In 2002, Gregg Davies was drafted by Baltimore in the 21st round. He played for the Aberdeen Ironbirds in their first season and hit .224. In 2003, he split the year between Delmarva and Frederick and hit .270 for Frederick.



Brian Conley

Tigers Drafted

| Year | Player | Pos. | Organization | Round |
|------|------------------|------|---------------------|------------|
| 1983 | John Andrade | INF | Texas Rangers | 24th round |
| 1988 | Chris Nabholz | LHP | Montreal Expos | 2nd round |
| 1995 | Derek Hasselhoff | RHP | Chicago White Sox | 17th round |
| 1995 | Mike Vota | RHP | Chicago White Sox | 18th round |
| 1999 | Chris Fiora | RHP | St. Louis Cardinals | 22nd round |
| 1999 | Jason Rummel | INF | Chicago White Sox | 29th round |
| 2000 | Chris Russ | LHP | Texas Rangers | 3rd round |
| 2000 | Denny Chapman | RHP | San Diego Padres | 27th round |
| 2001 | Bryan Simmering | RHP | Oakland Athletics | 27th round |
| 2002 | Gregg Davies | OF | Baltimore Orioles | 21st round |
| 2005 | Casper Wells | OF | Detroit Tigers | 14th round |
| 2005 | Shane Justis | SS | Los Angeles Dodgers | 21st round |
| 2008 | Brian Conley | OF | Baltimore Orioles | 17th round |
| 2009 | Josh Squatrito | RHP | St. Louis Cardinals | 25th round |
| 2010 | Drew Permisson | RHP | Toronto Blue Jays | 42nd round |
| 2011 | Charlie Cononie | RHP | Tampa Bay Rays | 24th round |
| 2016 | Brady Policelli | SS | Detroit Tigers | 13th round |

YEARLY RESULTS

Colonial Athletic Association

| Season | W-L | Conf. Record | Con. Tour. | Home | Away | Coach | Remarks |
|--------|---------|--------------|------------|---------|-------|---------------|-------------------------------|
| 2016 | 20-35 | 10-14, 8th | n/a | 12-10 | 6-25 | Mike Gottlieb | |
| 2015 | 17-35-2 | 9-15, 7th | n/a | 10-14-2 | 7-18 | Mike Gottlieb | |
| 2014 | 22-25 | 4-13, 8th | n/a | 9-7 | 6-17 | Mike Gottlieb | |
| 2013 | 30-30 | 14-13, 4th | 4-0, 1st | 10-9 | 15-20 | Mike Gottlieb | CAA Champions, NCAA Regionals |
| 2012 | 27-31 | 15-15, 5th | 2-1, 5th | 17-8 | 9-19 | Mike Gottlieb | CAA Tournament |
| 2011 | 26-28-1 | 15-15, 5th | n/a | 15-7-1 | 9-16 | Mike Gottlieb | |
| 2010 | 19-36 | 11-13, 5th | n/a | 9-9 | 9-26 | Mike Gottlieb | |
| 2009 | 28-25 | 12-12, 7th | n/a | 16-9 | 11-14 | Mike Gottlieb | |
| 2008 | 30-28 | 14-16, 6th | 2-2, 2nd | 19-6 | 9-21 | Mike Gottlieb | CAA Tour. Runners-Up |
| 2007 | 21-30 | 11-18, 9th | n/a | 12-11 | 9-19 | Mike Gottlieb | |
| 2006 | 20-34 | 8-22, 11th | n/a | 10-12 | 8-22 | Mike Gottlieb | |
| 2005 | 34-24 | 13-11, 4th | 2-2, 2nd | 19-9 | 13-12 | Mike Gottlieb | CAA Tour. Runners-Up |
| 2004 | 17-35 | 6-18, 10th | n/a | 12-16 | 5-19 | Mike Gottlieb | |
| 2003 | 28-25 | 11-9, 6th | 0-2 | 18-10 | 8-11 | Mike Gottlieb | First CAA Tour. appearance |
| 2002 | 23-27-1 | 9-12, 8th | n/a | 14-8 | 9-1 | Mike Gottlieb | |

America East Conference

| Season | W-L | Conf. Record | Con. Tour. | Home | Away | Coach | Remarks |
|--------|---------|----------------|--------------|--------|--------|---------------|-------------------------|
| 2001 | 37-23 | 17-11, 3rd pl. | 2-2, 2nd pl. | 22-10 | 13-11 | Mike Gottlieb | America East Runners-Up |
| 2000 | 31-23-1 | 19-9, 2nd pl. | 0-2, 4th pl. | 13-11 | 17-9-1 | Mike Gottlieb | America East Tournament |
| 1999 | 33-19 | 20-7, 1st pl. | 2-2, 2nd pl. | 21-5 | 10-12 | Mike Gottlieb | America East Runners-Up |
| 1998 | 21-27 | 9-18, 8th pl. | n/a | 13-9-1 | 8-18 | Mike Gottlieb | |
| 1997 | 24-28 | 9-14, 6th pl. | 1-2, 4th pl. | 10-12 | 12-12 | Mike Gottlieb | America East Tournament |
| 1996 | 17-29 | 8-14, 8th pl. | n/a | 12-9 | 5-17 | Mike Gottlieb | |

Big South Conference


| Season | W-L | Conf. Record | Con. Tour. | Home | Away | Coach | Remarks |
|--------|---------|----------------|------------|---------|------|---------------|---------|
| 1995 | 24-28-1 | 10-16, 6th pl. | n/a | 20-10-1 | 4-18 | Mike Gottlieb | |
| 1994 | 18-29 | 8-19, 8th pl. | n/a | 8-12 | 7-16 | Mike Gottlieb | |
| 1993 | 20-25 | 14-9, 2nd pl. | 0-2 | 11-8 | 9-15 | Mike Gottlieb | |

East Coast Conference


| Season | W-L | Conf. Record | Con. Tour. | Home | Away | Coach | Remarks |
|--------|---------|---------------|------------|--------|--------|---------------|----------------------------|
| 1992 | 30-19-1 | 9-4, 2nd pl. | 2-2 | 17-5 | 9-10-1 | Mike Gottlieb | |
| 1991 | 28-23-1 | 13-5, 3rd pl. | 3-0 | 12-6-1 | 12-16 | Mike Gottlieb | ECC Champions, NCAA Tourn. |
| 1990 | 18-29 | 7-7, 4th pl. | 0-2 | 13-10 | 5-15 | Mike Gottlieb | |
| 1989 | 23-21-1 | 9-4, 3rd pl. | 2-2 | 11-7-1 | 10-12 | Mike Gottlieb | ECC Runners-Up |
| 1988 | 31-17-1 | 12-2, 1st pl. | 3-0 | 16-7 | 14-9-1 | Mike Gottlieb | ECC Champions, NCAA Tourn. |
| 1987 | 22-19 | 9-5, 4th pl. | 0-2 | 12-7 | 10-11 | Bill Hunter | |
| 1986 | 26-19 | 9-5, 4th pl. | 0-2 | | | Bill Hunter | |
| 1985 | 15-20 | 7-7, 4th pl. | 1-2 | | | Bill Hunter | |
| 1984 | 10-14-2 | 3-9, 7th pl. | n/a | | | Bill Hunter | |
| 1983 | 19-17-1 | 9-5, 3rd pl. | 0-2 | | | Bill Hunter | |
| 1982 | 12-24 | n/a | n/a | | | Bill Hunter | |
| 1981 | 15-23 | n/a | n/a | | | Bill Hunter | |
| 1980 | 5-20 | n/a | n/a | | | Bill Hunter | |

NCAA Division II

| Season | W-L | Conf. Record | Con. Tour. | Home | Away | Coach | Remarks |
|--------|--------|--------------|------------|------|------|---------------|--------------------------|
| 1979 | 20-10 | n/a | n/a | | | Bill Hunter | |
| 1978 | 20-13 | 7-3 | 0-1 | | | Bob Ziegler | NCAA-II Regional Tourn. |
| 1977 | 11-18 | 5-7 | n/a | | | Charlie Field | |
| 1976 | 10-17 | 4-8 | n/a | | | Charlie Field | |
| 1975 | 17-15 | n/a | --- | | | Charlie Field | |
| 1974 | 11-10 | n/a | --- | | | Earl Killian | |
| 1973 | 5-10-2 | n/a | --- | | | Earl Killian | |
| 1972 | 4-12 | n/a | --- | | | Earl Killian | |
| 1971 | 9-8 | n/a | --- | | | Earl Killian | Mason-Dixon Conf. Champs |
| 1970 | 12-7 | n/a | --- | | | Earl Killian | |
| 1969 | 9-4 | n/a | --- | | | Earl Killian | Mason-Dixon Conf. Champs |
| 1968 | 9-3 | n/a | --- | | | Earl Killian | |
| 1967 | 9-5 | n/a | --- | | | Earl Killian | |
| 1966 | 9-5 | n/a | --- | | | Earl Killian | |



Former Major League manager Bill Hunter coached the Tigers from 1979 to 1987 and won more than 140 games. He retired as the coach when he was named as the Director of Athletics.



Earl Killian led the Tigers to a pair of Mason-Dixon Conference championships in nine years as head coach.

RADIO-TV ROSTER



1 • Mark Grunberg
RSo. • OF • 5-9 • 175
Hagerstown, Md.



2 • Dirk Masters
Fr. • INF • 5-7 • 150
Charlotte, N.C.



3 • Richie Palacios
So. • INF • 5-10 • 160
Brooklyn, N.Y.



4 • John Drexel
Jr. • INF • 5-10 • 180
Pasadena, Md.



6 • Andrew Cassard
Fr. • OF • 5-10 • 170
Gambrills, Md.



7 • Cuinn Mullins
So. • OF • 5-11 • 205
Columbia, Md.



8 • Skyler Morris
So. • RHP • 6-1 • 170
Nottingham, Md.



9 • Matt Golczewski
Sr. • LHP • 5-11 • 185
Bel Air, Md.



10 • Trey Martinez
So. • C • 5-9 • 205
Montgomery Village, Md.



11 • Billy Lennox
Jr. • INF • 5-9 • 180
Damascus, Md.



12 • Alex Parker
Fr. • RHP • 6-2 • 190
Westminster, Md.



13 • Matt Smith
Fr. • OF • 6-2 • 200
Salisbury, Md.



14 • Clark Clatchey
So. • OF • 5-9 • 166
Catonsville, Md.



15 • Chris Ruszin
RSo. • RHP • 6-1 • 195
Pasadena, Md.



16 • David Marriggi
Jr. • LHP • 5-9 • 160
Plains, Pa.



17 • Mason Anderson
RSo. • RHP • 6-1 • 175
Lumberton, N.J.



18 • Logan Burke
Jr. • INF • 6-2 • 220
Davenport, Iowa



19 • Tristan Howerton
Jr. • C • 5-9 • 160
Virgilina, Va.



20 • Kody Reeser
Fr. • RHP • 5-11 • 180
York Haven, Pa.



21 • Dean Stramara
So. • RHP • 5-10 • 160
Pottsville, Pa.



22 • Alex Cuas
RSo. • RHP • 6-1 • 188
Brooklyn, N.Y.



23 • Richard Miller
So. • INF • 6-0 • 215
East Amherst, N.Y.



24 • A.J. Gallo
Sr. • OF • 5-10 • 180
Woodmere, N.Y.



25 • Colin Gimblet
Jr. • OF • 6-2 • 210
Forest Hill, Md.



27 • Kevin Ross
Sr. • RHP • 6-1 • 190
Silver Spring, Md.



29 • Colin Dyer
Sr. • INF • 6-2 • 175
Ellicott City, Md.



30 • Matt Allen
Sr. • RHP • 6-3 • 200
Egg Harbor Township, N.J.



31 • Michael Adams
Jr. • RHP • 6-5 • 220
Mechanicsburg, Pa.



32 • Jay Sanford
So. • INF • 5-9 • 165
Sparta, N.J.



33 • Brandyn Vogtberger
Fr. • RHP • 6-4 • 170
Huntingtown, Md.



35 • Noah Cabrera
Fr. • INF • 5-11 • 175
Rego Park, N.Y.



38 • Andy Pineda
Fr. • C • 5-10 • 210
Harrisburg, Pa.



42 • Kyle Stricker
Sr. • LHP • 6-2 • 190
Columbia, Md.



43 • Brendan Clark
So. • INF • 5-8 • 155
Millersville, Md.



44 • Bo Plagge
Fr. • OF • 6-1 • 195
Leonardtown, Md.

TOWSON BASEBALL

20



17

FEBRUARY

MARCH

| Sun | Mon | Tue | Wed | Thu | Fri | Sat | Sun | Mon | Tue | Wed | Thu | Fri | Sat |
|-----|-----|-----|-----|-----|-----|-----|-----|-----|-----|-----|-----|-----|-----|
| | | | 1 | 2 | 3 | 4 | | | | 1 | 2 | 3 | 4 |
| 5 | 6 | 7 | 8 | 9 | 10 | 11 | 5 | 6 | 7 | 8 | 9 | 10 | 11 |
| 12 | 13 | 14 | 15 | 16 | 17 | 18 | 12 | 13 | 14 | 15 | 16 | 17 | 18 |
| 19 | 20 | 21 | 22 | 23 | 24 | 25 | 19 | 20 | 21 | 22 | 23 | 24 | 25 |
| 26 | 27 | 28 | | | | | 26 | 27 | 28 | 29 | 30 | 31 | |

APRIL

MAY

| Sun | Mon | Tue | Wed | Thu | Fri | Sat | Sun | Mon | Tue | Wed | Thu | Fri | Sat |
|-----|-----|-----|-----|-----|-----|-----|-----|-----|-----|-----|-----|-----|-----|
| | | | | | | 1 | | 1 | 2 | | 4 | 5 | 6 |
| 2 | 3 | 4 | 5 | 6 | 7 | 8 | 7 | 8 | 9 | 10 | 11 | 12 | 13 |
| 9 | 10 | 11 | 12 | 13 | 14 | 15 | 14 | 15 | 16 | 17 | 18 | 19 | 20 |
| 16 | 17 | 18 | 19 | 20 | 21 | 22 | 21 | 22 | 23 | 24 | 25 | 26 | 27 |
| 23 | 24 | 25 | 26 | 27 | 28 | 29 | 28 | 29 | 30 | 31 | | | |



= Home Games

= Game played at Ripken Stadium (Aberdeen, Md.)

= CAA Baseball Tournament (Wilmington, N.C.)