



TOWSON FOOTBALL

Football Contact: John Brush • O: 410-704-3102 • C: 270-293-0590 • Email: jbrush@towson.edu
Towson Media Relations, Unitas Stadium, 8000 York Road, Towson, MD 21252 • www.TowsonTigers.com

2016 SCHEDULE

Date	Opponent	Time/Result
Sep. 3	at South Florida American Sports Network/ESPN3	L, 20-56
Sept. 10	Saint Francis CAA.tv	W, 35-28
Sep. 17	at #21/18 Villanova * Comcast SportsNet	L, 21-40
Oct. 1	at #6/7 Richmond * Comcast SportsNet	L, 28-31
Oct. 8	Stony Brook * Comcast SportsNet	7 p.m.
Oct. 15	at Dartmouth	1:30 p.m.
Oct. 22	New Hampshire * Comcast SportsNet	3:30 p.m.
Oct. 29	at Delaware * Comcast SportsNet	3:30 p.m.
Nov. 5	Elon * CAA.tv	2 p.m.
Nov. 12	William & Mary * American Sports Network	12 p.m.
Nov. 19	at Rhode Island * CAA.tv.	12 p.m.

* - CAA contests
All times are Eastern

FOLLOW THE TIGERS

Radio _____ CBS Sports Radio 1300
Play-by-Play _____ Spiro Morekas
Color Analyst _____ Gordy Combs

Internet Audio _____ TowsonTigers.com
Live Stats _____ TowsonTigers.com

Social Media

Facebook _____ Facebook.com/TowsonFootball
Twitter _____ @Towson_FB, @TowsonTigers
Instagram _____ Instagram.com/TUTigers
You Tube _____ YouTube.com/TheTowsonTigers

GAME 4

RV/RV TOWSON



1-3, 0-2 CAA

RV/RV STONY BROOK



2-2, 1-0 CAA

vs

Oct. 8 • 7 p.m. • Unitas Stadium • Towson, Md.

GAMEDAY CENTRAL

Stadium _____ Johnny Unitas® Stadium
Capacity _____ 11,180
Surface _____ Field Turf
Kickoff _____ 7 p.m.
Television _____ Comcast SportsNet
_____ Brent Harris (PxP), Andy Gresh (Analyst) and Travis Thomas (Sideline)
Radio _____ CBS Sports Radio 1300
_____ Spiro Morekas (PxP) and Gordy Combs (Analyst)
Internet _____ www.TowsonTigers.com
Series Record _____ Towson leads 2-1

MATHCUP AT A GLANCE

Towson _____ vs. _____ Stony Brook
Towson, Maryland _____ Location _____ Stony Brook, New York
1866 _____ Founded _____ 1957
22,284 _____ Enrollment _____ 25,272
Colonial Athletic Association _____ Conference _____ Colonial Athletic Association
Johnny Unitas _____ Stadium _____ LaValle
Tim Leonard _____ Athletics Director _____ Shawn Heibron
1969 _____ First Year of Football _____ 1984
263-239-4 _____ All-Time Record _____ 169-164-2
Rob Ambrose _____ Head Coach _____ Chuck Priore
44-44 _____ Record at School _____ 64-54
47-50 _____ Career Record _____ 103-63
7-4 _____ 2015 Record _____ 5-5

STORY LINES

► The Tigers play their first home game in nearly a month as they welcome Stony Brook to Unitas Stadium for Family Weekend. Kickoff is set for 7 p.m. and can be seen live on Comcast SportsNet. Saturday's game will be Breast Cancer Awareness Game.

► Senior running back Darius Victor rushed for a career-high four touchdowns against Richmond. He finished the game with 99 yards as part of a rushing attack that ran for 225 yards.

► Turnovers can play a major role in determining the outcome of the game as both teams rank last in the CAA in turnover margin at -4.

► The two teams are meetingn for the fourth time on the gridiron with Towson holding a 2-1 advantage in the series. The home team is still in search of its first win in the series.

MEDIA INFORMATION

Sunday - 2	Monday - 3	Tuesday - 4	Wednesday - 5	Thursday - 6	Friday - 7	Saturday - 8
Off Day No availability	Off Day No availability Coach Ambrose CAA Teleconference 12 p.m.	Practice 3:30 p.m. Players and Coaches available after practice	Practice 3:30 p.m. Players and Coaches available after practice	Walk Thru 3:30 p.m. No availability	Practice 3:30 p.m. No availability	Stony Brook 7 p.m. Players and Coaches available after game

Football Information

Offensive Formation	Pro-style
Defensive Formation	3-4
2015 Overall Record	7-4
2015 Conference Record	5-3
2015 Conference Finish	4th
Offensive Starters Returning/Lost	10/3
Defensive Starters Returning/Lost	8/4
First Varsity Season	1969
Seasons/Winning Seasons	47/24
Overall Record	263-236-4 (.527)
All-Time Playoff Record	6-6
CAA Titles	2
	2011, 2012
NCAA Playoff Appearances	6
	1976, 1983, 1984, 1986, 2011, 2013

Stadium Information

Stadium Name	Johnny Unitas® Stadium
Field	FieldTurf Revolution
Capacity	11,198
First Year	1978
First Game	Sept. 9, 1978 (Towson 37, Mansfield 6)
Largest Crowd	11,196 Dec. 3, 2011 (Lehigh 40, Towson 38 - FCS Playoffs)
Record at Stadium	125-76-2

Towson Coaches and Staff

Head Coach	Rob Ambrose (8th season)
Overall D1 Head Coaching Record	43-41
Overall Record at Towson	43-41
Offensive Coordinator, Quarterbacks	Jared Ambrose
Defensive Coordinator, Inside Linebackers	Matt Hachmann
Offensive Line Coach	John Donatelli
Running Backs/Recruiting Coordinator	Lyndon Johnson
Cornerbacks	Derrick Johnson
Defensive	Konstantinos Kosmakos
Safeties/Special Teams Coordinator	Joe Tricario
Outside Linebackers	Jon Schwartz
Wide Receivers	Mike Moyseenko
Fullbacks/Tight Ends	Dan Hernandez
Director of Football Operations	Lance Yaniger
Strength & Conditioning Coach	Jeremy Pick
Director of Sports Medicine	Nathan Wilder
Assistant Athletic Trainer	Tyler Fredlund
Academic Advisor	Elysa Newman
Equipment Manager	Mike Shapley

Daily Media Availability

Monday: Coach Ambrose will be available during the CAA Conference call. His weekly time slot is 12:00-12:10 p.m. Media members are encouraged to call in with questions by dialing 877-805-0692 and requesting the CAA Football teleconference.

Tuesday: Coach Ambrose, assistant coaches and players will be available at the conclusion of practice.

Wednesday: Coach Ambrose, assistant coaches and players will be available at the conclusion of practice.

Thursday: Coach Ambrose will be available on a case-by-case basis. Please contact the media relations office to put in a request. No players will be available after Wednesday.

Friday and Sunday: No Availability.

Saturday: Post-game availability only. Members of the Towson Athletics Media Relations staff will escort media representatives to the appropriate areas following the conclusion of the game. The Towson locker room, home and away, is closed to the media at all times.

Coach Ambrose and selected Tiger players will be brought to the designated interview area. At home games, that area is the Field View Room on the top floor of the Field House.

After a 10-minute cooling off period, the visiting team coaches and players will appear in the interview room. After the visiting team finishes, Coach Ambrose and selected players will appear in the interview room.

We ask the media to please say what outlet they are with before asking questions.

No Tiger first-year freshmen will be made available.

At the midway point of the fourth quarter, interview requests will be collected.

Interviews after games on the road will be conducted based on the post-game policy of that institution.

Practice Procedures

Covering Practice: Practices are generally open to the media. Please contact John Brush no later than noon on the day you would like to attend practice. Brush will provide parking information. Coach Ambrose reserves the right to close practice at any time.

Note: Player or coach interviews must not conflict with classes, meetings, training room treatments or other team obligations.

GENERAL NOTES**STATS FCS Top 25 Poll
(Oct. 3)**

Team (1st-place votes)	Record	Prev Rank
1. North Dakota State (164)	4-0	1
2. Sam Houston State	4-0	2
3. Jacksonville State	3-1	3
4. Eastern Washington	4-1	4
5. Chattanooga	5-0	5
6. Richmond	4-1	6
7. James Madison	4-1	7
8. Charleston Southern	3-2	10
9. Citadel	4-0	9
10. Montana	3-1	11
11. Northern Iowa	2-2	12
12. South Dakota State	2-2	15
13. Western Illinois	3-1	8
14. Villanova	4-1	17
15. Youngstown State	3-1	20
16. Albany	4-0	21
17. Coastal Carolina	3-2	14
18. North Carolina A&T	3-1	22
19. Eastern Illinois	3-2	13
20. McNeese	3-2	23
21. Cal Poly	3-2	16
22. Harvard	3-0	25
23. Illinois State	2-3	18
24. North Dakota	3-2	NR
25. Central Arkansas	4-1	NR

**Scouting Stony Brook**

The Seawolves enter the contest with a 2-2 record and a 1-0 mark in conference play.

SBU is coming off their bye week after losing at home to Sacred Heart the previous week.

The Seawolves defeated Richmond, 42-14, in the CAA opener Sept. 17.

Stony Brook hangs their hat on their defense. The Seawolves rank third in the CAA in total defense, allowing 324.5 yards per game. SBU ranks second in the CAA in rushing defense, surrendering just 111.0 yards per game.

The Seawolves possess the league's top kickoff return unit, averaging 25.6 yards per return. They are also the only team in the CAA to return a kickoff for a touchdown.

SBU has also returned a punt for a touchdown and is averaging 10.7 yards per return.

Running back Stacey Bedell leads the offense with 221 yards and five touchdowns. He has scored five of the team's seven touchdowns on the season.

Quarterback Joe Carbone is 43-for-84 for 495 yards and one touchdown. He has also thrown five interceptions.

Ray Bolden is the top target with 17 catches for 241 yards and a touchdown.

Shayne Lawless leads the defense with 35 tackles. Jaheem Woods, Tyrice Beverette and Noah McGinty each lead the team with two sacks.

Four different players have recorded interceptions.

Stony Brook Quick Facts

Location _____ Stony Brook, New York
 Enrollment _____ 25,272
 Nickname _____ Seawolves
 Colors _____ Red and New York Navy
 Conference _____ Colonial Athletic Association
 President _____ Samuel L. Stanley, Jr., M.D.
 Athletics Director _____ Shawn Heibron

Head Coach _____ Chuck Priore
 Record at School _____ 64-54 (11th season)
 Career Record _____ 103-63 (17th season)

2015 Record _____ 5-5
 Conference Record (Finish) _____ 3-5 (t-7th)
 Starters Returning _____ 16
 Starters Lost _____ 6

SID _____ Brian Miller
 Email _____ brian.j.miller@stonybrook.edu
 Office _____ 631-632-4318
 Web _____ stonybrookathletics.com

Towson's Opening Drives

Opp	1st	2nd
South Florida	Punt	Punt
Saint Francis	Fumble	TD
Villanova	TD	Punt
Richmond	Punt	TD
Stony Brook		
Dartmouth		
New Hampshire		
Delaware		
Elon		
William & Mary		
Rhode Island		

2016 TIGER SCHEDULE & RESULTS

DATE	OPPONENT	TV	RESULT	SERIES	NOTES
Sept. 3	@ South Florida	ASN/ESPN3	L, 20-56	USF leads 1-0	Simpson sets single-game return record with 229 yards
Sept. 10	Saint Francis	CAA	W, 35-28	TU leads 5-0	Summers has 232 receiving yards in win
Sept. 17	@ Villanova	CSN	L, 21-40	VU leads 8-5	Three turnovers cost Tigers
Sept. 26	@ Richmond	CSN	L, 28-31	UR leads 6-4	Victor rushes for 4 TDs in loss
Oct. 10	Stony Brook	CSN	7 p.m.	TU leads 2-1	Tigers score final 21 points in the victory yards
Oct. 17	@ Dartmouth	None	1:30 p.m.	First Meeting	First game against the Ivy League since 2010
Oct. 24	New Hampshire	CSN	3:30 p.m.	UNH leads 7-3	Tigers have won three-straight in series
Oct. 31	@ Delaware	CSN	3:30 p.m.	UD leads 10-7	Defense allows just 102 yards in 1st shutout since 2005.
Nov. 7	Elon	CAA	2 p.m.	TU leads 4-1	Tigers hope to avenge loss in 2015
Nov. 14	William & Mary	ASN	12 p.m.	WM leads 9-3	Victor rushes for 2 scores in road loss
Nov. 21	@ Rhode Island	CAA	12 p.m.	Series tied 7-7	Defense records 3 2nd half interceptions

* - Denotes CAA game • All times are central

GENERAL NOTES

FCS Coaches Poll (Oct. 3)

Team (1st-place votes)	Record	Prev Rank
1. North Dakota State (26)	4-0	1
2. Sam Houston State	4-0	2
3. Chattanooga	5-0	3
4. Jacksonville State	3-1	4
5. Eastern Washington	4-1	5
6. James Madison	4-1	6
7. Richmond	4-1	7
8. Charleston Southern	3-2	8
9. The Citadel	4-0	10
10. Montana	3-1	11
11. Northern Iowa	2-2	12
12. Villanova	4-1	14
13. Youngstown State	3-1	15
14. Western Illinois	3-1	8
15. South Dakota State	2-2	16
16. Harvard	3-0	19
17. Albany	4-0	21
18. North Carolina A&T	3-1	23
19. McNeese State	3-2	22
20. Eastern Illinois	3-2	13
21. North Dakota	3-2	NR
22. Cal Poly	3-2	18
23. Illinois State	2-3	20
24. Central Arkansas	4-1	NR
25. Grambling State	4-1	NR

The Game

Towson returns to the friendly confines of Johnny Unitas® Stadium as it welcomes Stony Brook for Family Weekend. Kickoff is set for 7 p.m.

Breast Cancer Awareness

Saturday's game will be the Breast Cancer Awareness Game. The Tigers are partnering with The Red Devils and Susan G. Koman for the event.

Radio Coverage

The Tigers contest at Richmond can be heard live on CBS Sports Radio 1300. The voice of the Tigers, Spiro Morekas, will once again be joined by Gordy Combs to call the action.

TV Coverage

Saturday's game at Richmond will be carried live on Comcast SportsNet. Brent Harris will provide the play-by-play, while Andy Gresh will provide the commentary and Travis Thomas on the sidelines.

Saturday Weather

The temperature should reach the upper 60s on Saturday with a chance of some rain in the afternoon and evening.

vs. Stony Brook

The Tigers and Seawolves are meeting for just the fourth time on the gridiron. The Tigers hold a 2-1 lead in the series, with the road team winning all three games.

Date	Location	Result
9/28/13	Stony Brook	W, 35-21

2-MINUTE DRILL

► Towson returns to the friendly confines of Johnny Unitas® Stadium as it welcomes Stony Brook for Family Weekend. Kickoff is set for 7 p.m. on Comcast SportsNet.

► This marks the second time in the past seven seasons the Tigers have played three of their first four games on the road. Towson opened the 2010 season by playing three of their first four on the road, while the 2013 season opened with four of the first five games away from home.

► The Oct. 8 date for the second home game is the latest since the 1994 Tigers did not play their second home game until Oct. 22.

► Saturday's game is Breast Cancer Awareness Game. The Tigers have partnered with The Red Devils for the game.

► Running back Darius Victor is coming off a game in which he scored four rushing touchdowns. It was the first four TD game for a Tiger running back since Terrance West ran for five touchdowns against Eastern Illinois in the FCS Quarterfinals in 2013.

► Fellow running back Shane Simpson ran for a career-high 106 yards against Richmond. He opened the second half with a 47-yard run to set up a touchdown.

► Simpson ranks 11th in the FCS in all-purpose yards at 154.5 yards per game. His 417 kickoff return yards are the second most in the FCS.

► Cornerback Justice Pettus-Dixon recorded his team-leading second interception to set up a second-quarter touchdown against Richmond.

► Safety Keon Paye made six tackles in his first start of his career.

► The Tigers hit the road for their final non-conference game of the season as they travel to Dartmouth Oct. 15. Kickoff is set for 1:30 p.m.

2016 GAME-BY-GAME OFFENSIVE STARTERS

	X	LT	LG	C	RG	RT	Y	TE	FB	RB	QB
USF	Dessenberg	Santarelli	Harris	Stup	Evans	Kauffman	Summers	Vallely	Holder	Victor	Mahalak
SFU	Dessenberg	Edmondson	Harris	Stup	Flaherty	Kauffman	Summers	Vallely	Holder	Victor	Mahalak
VU	Dessenberg	Santarelli	Harris	Stup	Flaherty	Kauffman	Summers	Vallely	Holder	Victor	Knudson
UR	Dessenberg	Santarelli	Harris	Stup	Flaherty	kauffman	Summers	Vallely	Holder	Victor	Knudson
SB											
DC											
UNH											
UD											
ELON											
WM											
URI											

2016 GAME-BY-GAME DEFENSIVE STARTERS

	BULL	NT	TACKLE	SAM	WILL	MIKE	ANCHOR	FS	SS	CB	CB
USF	Cummings	Tejada	Harps Upshur	Mynatt	Tedder	Wallace	Barr	Floyd	Fenner	Pettus-Dixon	Jeter
SFU	Cummings	Harps Upshur	Jones	Mynatt	Tedder	Wallace	Barr	Carter	Fenner	Klugh	Jeter
VU	Cummings	Tejada	Harps Upshur	Mynatt	Tedder	Wallace	Barr	Carter	Fenner	Klugh	Jeter
UR	Anderson	Harps Upshur	Jones	Mynatt	Tedder	Jackson	Barr	Paye	Fenner	Klugh	Jeter
SB											
DC											
UNH											
UD											
ELON											
WM											
URI											

GENERAL NOTES**TOWSON SCORING DRIVES**

Opponent	Qt.	Points	Plays	Yards	TOP	How Scored
South Florida	1	3	10	29	4:27	O'Neill 29 yd field goal
South Florida	2	7	2	57	0:40	Victor 1 yd run
South Florida	3	7	6	39	2:43	Victor 8 yd run
South Florida	4	3	18	61	5:16	O'Neill 33 yd field goal
Saint Francis	1	3	14	64	6:57	O'Neill 28 yd field goal
Saint Francis	2	7	5	76	2:12	Knudson 20 yd run
Saint Francis	2	3	2	54	0:14	O'Neill 29 yd field goal
Saint Francis	3	8	13	75	5:59	Victor 2 yd run
Saint Francis	3	7	2	99	0:53	Summers 94 yd pass from Knudson
Saint Francis	4	7	1	43	0:09	Summers 43 yd pass from Knudson
Villanova	1	7	10	47	4:14	Simpson 3 yd run
Villanova	2	7	13	82	5:30	Knudson 1 yd run
Villanova	4	7	11	83	1:54	Gallahan 18 yd pass from Knudson
Richmond	1	7	5	43	2:41	Victor 16 yd run
Richmond	2	7	2	10	0:42	Victor 3 yd run
Richmond	2	7	7	76	2:50	Victor 8 yd run
Richmond	3	7	5	73	1:49	Victor 2 yd run

10/4/14 ____ Towson ____ L, 3-14
 10/17/15 ____ Stony Brook ____ W, 21-14

On this Date: Oct. 8

Saturday's game will mark the seventh time the Tigers will play on Oct. 8. Towson is 5-1 in the previous six contests, including winning all three games at home.

Year	Opponent	Result
1977	____ Frostburg State	____ W, 20-3
1983	____ Morgan State	____ W, 48-0
1988	____ @ Howard	____ W, 30-14
1994	____ @ Bucknell	____ L, 28-41
2005	____ @ Rhode Island	____ W, 23-14
2011	____ Richmond	____ W, 31-28

Last Year vs. Stony Brook

The Tigers fell behind 14-0 early in the second quarter before a big play turned the momentum of the game. Max Tejada broke through the line and forced a fumble that was returned 65 yards for a touchdown. The Tigers would tie the game before a Darius Victor TD run in the game's final minutes gave the Tigers the 21-14 victory.

Protecting the Home Turf

Towson will look to continue its stretch of protecting its home field since the start of the 2015 season. The Tigers have gone 6-1 over that stretch, including 5-1 a season ago.

0-2 in CAA Play

Towson has started CAA play for the second-straight season. Last season, the Tigers responded by winning five of the next six games to finish at 5-3 in the league.

2nd Half Defense

The Tigers defense has been strong in the second half in each of the past three games. The defense has not allowed more than 10 points in the second half in any of the three games.

Opponent	Yards	Points
Saint Francis	74	0
Villanova	124	7
Richmond	117	10

Victor Rushes for 4 TDs

Running back Darius Victor rushed for a career-high four touchdowns against Richmond. It marked the 10th time in school history a Tiger running back has rushed for four touchdowns in a game, and the first since Terrance West rushed for five TDs against Eastern Illinois in the 2013 FCS Quarterfinals.

PLAYER	TDS	OPPONENT
1. Terrance West	5	Eastern Illinois (12/13/13)
Terrance West	5	Delaware St. (9/14/13)
Tony Vinson	5	Morgan St. (11/20/93)
4. Darius Victor	4	Richmond (10/1/16)
Terrance West	4	Richmond (10/26/13)
Terrance West	4	New Hampshire (11/12/11)

GENERAL NOTES

Athlon Sports Power Poll (Week 6)

Team	Record	Prev Rank
1. North Dakota State	4-0	1
2. Eastern Washington	4-1	2
3. Jacksonville State	3-1	3
4. Sam Houston State	4-0	4
5. Chattanooga	5-0	5
6. James Madison	4-1	7
7. Richmond	4-1	8
8. Charleston Southern	3-2	12
9. Montana	3-1	10
10. South Dakota State	2-2	13
11. Western Illinois	3-1	6
12. Northern Iowa	2-2	11
13. The Citadel	4-0	14
14. Cal Poly	3-1	9
15. Villanova	4-1	15
16. Youngstown State	3-1	17
17. Coastal Carolina	3-2	16
18. McNeese State	3-2	22
19. North Dakota	3-2	NR
20. Albany	4-0	21
21. Illinois State	2-3	19
22. Samford	3-1	NR
23. Eastern Illinois	3-2	21
24. Central Arkansas	4-1	3-0
25. Harvard	3-0	NR



Terrance West	4	Delaware (10/29/11)
Terrance West	4	Richmond (10/8/11)
Dan Ricker	4	New Haven (11/8/86)
Paul Cillo	4	Millersville (9/12/81)

Simpson Goes Over 100 Yards

Redshirt freshman Shane Simpson recorded his first 100-yard rushing performance of his career by rushing for 106 yards against Richmond. He was aided by a 46 yard on the first play of the second half.

Toomey Assumes Kickoff Duties

Through four games this season, the Tigers have used three different kickers on kickoffs. Redshirt sophomore Pat Toomey is the latest to take over the responsibilities on kickoffs.

Knudson Throws for 300

Quarterback Ellis Knudson came off the bench to throw for 301 yards in the victory over Saint Francis. It marked the first 300-yard passing game for a Tiger since Peter Athens threw for 301 yards against Fordham in the opening round of the 2013 FCS Playoffs.

Fewest Completions With 300 Yards

Quarterback Ellis Knudson completed only 10 passes in throwing for 301 yards. It was the fewest completions ever by a Tiger QB throwing for 300 yards. He is just the second FCS quarterback since Charleston Southern's Brooks Combs in 1998 to throw for over 300 yards on 10 completions.

QB	Yards	Comp
Ellis Knudson (2016)	301	10
Peter Athens (2013)	301	13
Dan Crowley (1994)	308	14
Jay Amer (2002)	309	18
Dan Crowley (1993)	317	18
Theron Richards (1986)	327	18
Kevin Smith (1996)	307	19
Dan Dullea (1974)	344	19

Summers Career Day

Senior wide receiver Christian Summers had a career day against Saint Francis as he caught six passes for 232 yards and two touchdowns.

Player	Yards	Opponent
Mark Orlando	266	American Int. (10/22/94)
Mark Orlando	244	Kutztown (11/5/94)
Mark Orlando	238	Buffalo (9/10/94)
Marc Brown	233	Bucknell (9/25/82)
Christian Summers	232	Saint Francis (9/10/16)

Longest TD Passes

Christian Summers caught a short pass in the flat, made a defender miss, then raced for a 94-yard touchdown against Saint Francis. The play went down as the second longest touchdown pass in school history, trailing only the 95-yard pass from Dan Crowley to Shawn Ward against Kutztown in 1994.

Player	Yards	Opponent
Dan Crowley-Shawn Ward	95	Kutztown (11/5/94)
Ellis Knudson-Christian Summers	94	Saint Francis (9/10/16)
Kevin Smith-Adam Overbey	89	Monmouth (9/12/98)
Kevin Smith-Shawn Ward	88	Wagner (11/16/96)

Second Half Shutout

The Tigers defense was dominant in the second half as they held Saint Francis to just 72 yards, including just 12 in the third quarter. It was the second time in the last three games the Tigers have shutout their opponents in the second half. Towson shut out Rhode Island in the 2015 season finale.

Block Party

D'Sean Cummings may have had one of the biggest plays in the win over Saint Francis as he blocked a field goal midway through the fourth quarter to keep the game tied at 28.

After an FBS Opponent

Towson improved to 9-1 in games following a contest with an FBS program.

RED-ZONE SCORING

Opponent	Times In RZ	Times Scored	Total Pts	-----Failed to score inside RZ-----									
				TDs	Rush TDs	Pass TDs	FGs Made	FGA	Downs	Int	Fumb	Half	Game
South Florida	4	4	20	2	2	0	2	0	0	0	0	0	0
Saint Francis	5	4	21	2	2	0	2	0	0	0	1	0	0
Villanova	5	3	21	3	2	1	0	0	0	2	0	0	0
Richmond	4	4	28	4	4	0	0	0	0	0	0	0	0
Stony Brook													
Dartmouth													
New Hampshire													
Delaware													
Elon													
William & Mary													
Rhode Island													
Totals	18	15	90	11	10	1	4	0	0	2	1	0	0
15-for-18 (83.3%)													

GENERAL NOTES**Did You Know?**

Towson University is the only program in NCAA history to make the playoffs at the Division III, Division II and Division I levels.

Date	Opponent	Result
9/6/08	Morgan State	W, 21-16
9/19/09	Coastal Carolina	W, 21-17
9/11/10	Coastal Carolina	W5ot, 47-45
10/8/11	Richmond	W, 31-28
9/115/12	William & Mary *	W, 20-17
10/6/12	@ James Madison	L, 10-13
9/7/13	@ Holy Cross	W, 49-7
9/13/14	@ Delaware State	W, 21-7
9/12/15	Saint Francis	W, 35-20
9/10/16	Saint Francis	W, 35-20

* - came off a bye

Ryder Earns CAA Specialist Honor

After averaging 49.4 yards on seven punts, Jake Ryder was named the CAA Specialist of the Week. He started the season with a 68 yard kick down to the five-yard line, and also added kicks of 61 and 50 yards. Three of the punters were downed inside the 20.

Victor Adds to TD Total

Senior running back Darius Victor scored a pair of touchdowns in the season opener to raise his career total to 36. It was also the 19th time in the last 24 games that he has scored at least one touchdown. It is also the ninth multi-touchdown game in his career.

Simpson Sets Return Record

Redshirt freshman kick returner Shane Simpson set a new single-game record with 229 kickoff return yards against USF. He broke the old record of 211 set by Lyrics Klugh in 2015.

Who is the Kicker?

That was the question everyone was asking in the season opener. The answer, true freshman Aidan O'Neill. He was not listed on

any roster as he arrived on campus just a few days before the Tigers took off for the season opener.

JPD With the INT

Justice Pettus-Dixon got the start at corner in his collegiate debut at USF. On just the eighth play of his career, Pettus-Dixon stepped in front of a pass for his first career interception. He would also add a pair of solo tackles.

Wallace Does a Little of Everything

Sophomore Diondre Wallace was all over the field in the opener at USF. The linebacker led the way with 14 tackles, including 10 solo stops. He also added two tackles-for-loss, a sack and forced a fumble.

Fourth Down Conversions

Towson Head Coach Rob Ambrose has never been afraid to roll the dice. That was evident by him going for it six times in the season opener against USF. The Tigers were able to convert five of the six attempts, including converting a 4th-and-8 and a 4th-and-9.

It's a Fake

The Tigers executed a fake punt to convert a 4th-and-9 from their own territory in the second half. Emmanuel Holder took the short snap and picked up 10 yards and the first down.

90 Plays

The Towson offense ran 90 plays in the season opener against USF. The 90 plays are the most since running a school record 101 plays against Lehigh in 1999.

Ball Control Offense

The Tigers offense controlled the clock against USF. Towson held the ball for 37:40. TU held the ball for at least 8:45 in each of the four quarters.

Wethington Runs Hard

True freshman Deshaun Wethington made the most of his opportunity in his collegiate

2016 HONORS**Darius Victor**

- STATS Preseason Offensive Player of the Year Watch List
- CFPA National Offensive Performer of the Year Watch List
- STATS 3rd Team All-American
- Preseason 3rd Team All-American TonySoftli.com
- Preseason All-CAA

Shane Simpson

- STATS National Specialis of the Week Honorable Mention (Sept. 5)

Christian Summers

- CAA Offensive Player of the Week (Sept. 12)
- College Sports Madness National FCS Offensive Player of the Week

Emmanuel Holder

- Preseason 3rd Team All-American TonySoftli.com

Jake Ryder

- CAA Specialist of the Week (Sept. 5)

debut as he rushed five times for 31 yards against South Florida. His 12 yard run to pick up a first down tied for the longest run of the day by a Tiger.

Distance Traveled for Opener

This season marks the furthest trip ever taken by the Tigers to play a season opener. Towson will travel 961.4 miles to Tampa, Florida. This supplants the 723 miles to Evanston, Illinois for the 2009 season opener against Northwestern.



Monty Fenner, Rob Ambrose, Katherine Turner, Xavier Turner

WARDELL TURNER SCHOLARSHIP

Redshirt sophomore defensive back Monty Fenner was the inaugural winner of the Wardell Turner Memorial Scholarship.

The scholarship honors Sergeant Major Wardell B. Turner who was Killed in Action on November 24, 2014 in Kabul, Afghanistan. Sergeant Major Turner was serving in a NATO role advising Afghan security forces when his vehicle struck an Improvised Explosive Device.

The scholarship will be awarded annually to a defensive back on the football team that is in good academic standing and demonstrates the qualities and attributes exemplified by Wardell Turner; leadership, selfless service and commitment. Head Coach Rob Ambrose will award the scholarship.

GENERAL NOTES

CLIMBING THE CAREER CHARTS

Senior running back Darius Victor continues to climb the career record book at Towson. He enters his final season as a Tiger already in the Top 10 for rushing yards, attempts, touchdowns and 100-yard performances.

CAREER

RUSHING YARDS

PLAYER	SEASONS	YARDS
1. Terrance West	2011-13	4,849
2. Jason Corle	1996-99	3,601
3. Darius Victor	2013-pres.	3,408
4. Tony Vinson	1992-93	3,058
5. Brian McCarty	1991-94	2,594
6. Noah Read	1998-2001	2,577
7. Nick Williams	2004-07	1,985
8. Matt Romeo	2000-03	1,950
9. Dan Ricker	1983-87	1,876
10. Larry Jones	1973-74	1,868

ATTEMPTS

PLAYER	SEASONS	ATT
1. Terrance West	2011-13	802
2. Jason Corle	1996-99	781
3. Darius Victor	2013-pres.	656
4. Noah Read	1998-2001	587
5. Tony Vinson	1992-93	484
6. Brian McCarty	1991-94	479
7. Nick Williams	2004-07	473
8. Matt Romeo	2000-03	460
9. Dan Ricker	1983-87	439
10. Paul Cillo	1981-82	421

TOUCHDOWNS

PLAYER	SEASONS	TD
1. Terrance West	2011-13	84
2. Darius Victor	2013-pres.	45
3. Jason Corle	1996-99	33
4. Brian McCarty	1991-94	32
5. Tony Vinson	1992-93	29
6. Dan Ricker	1983-87	26
7. David Meggett	1987-88	23
8. Paul Cillo	1981-82	22
9. Noah Read	1998-2001	21
10. Larry Jones	1973-74	20

100-YARD GAMES

PLAYER	SEASONS	GAMES
1. Terrance West	2011-13	23
2. Jason Corle	1996-99	15
3. Darius Victor	2013-pres.	14
Tony Vinson	1992-93	14
5. Noah Read	1998-01	13
6. Larry Jones	1973-74	11
7. Dan Ricker	1983-86	9
8. Matt Romeo	2000-03	7
David Meggett	1987-88	7
Paul Cillo	1981-82	7

Covering the East Coast

Towson will log some miles up and down the East Coast from its season opener to regular season finale. The Tigers head south to Tampa, Florida for the opener, while closing out the regular season in Kingston, Rhode Island. The difference in mileage from the two places is 1,286.1 miles.

All Aboard the #VitoExpress

The #VitoExpress will be making stops up and down the East Coast in 2016. The senior will make his next stop in Uinitas Stadium on Oct. 8.

Victor Climbs Rushing Charts

Senior running back Darius Victor is making his way up the rushing charts at Towson. He currently ranks third on the all-time list and is just 193 yards away from passing Jason Corle for second place on the career rushing list. A full list of Victor's career rankings can be found on page 8.

Rushing (minimum 1,000 yards)

Player	Att.	Yards	TDs
1. Terrance West (2011-13)	802	4,849	84
2. Jason Corle (1996-99)	781	3,601	33
3. Darius Victor (2013-)	656	3,408	45
4. Tony Vinson (1992-93)	484	3,058	29
5. Brian McCarty (1991-94)	479	2,594	32

Three-Straight 1,000-Yard Seasons

Running back Darius Victor is trying to put himself into some very rare company. He is looking to become just the second running back in Towson history to rush for over 1,000 yards in three-straight seasons. The only other Tiger to achieve this milestone was Terrance West from 2011-13.

Shake and Bake

The Towson backfield will feature a little bit of everything this year. The Tigers will hit opponents with the power of All-American running back Darius Victor, then follow it up with the speed of redshirt freshman running back Shane Simpson.

Non-Conference Game in October

The Tigers will take a break from CAA action on Oct. 15 when they travel to take on Dartmouth. This will mark the latest out-of-conference game for the Tigers since playing at Liberty on October 15, 2005. The last time Towson played a non-conference game in the month of October was 2011. The Tigers traveled to play Maryland on Oct. 1.

NCAA CAREER ACTIVE LEADERS

RUSHING YARDS

PLAYER	YARDS
Tarik Cohen, North Carolina A&T	4,501
Kade Harrington, Lamar	4,161
Chase Edmonds, Fordham	4,071
Martin Ruiz, Youngstown State	3,520
Darius Victor, Towson	3,309

ATTEMPTS

PLAYER	ATTS
Tarik Cohen, North Carolina A&T	718
Martin Ruiz, Youngstown State	708
Kade Harrington, Lamar	691
Darius Victor, Towson	637
Chase Edmonds, Fordham	633

TOUCHDOWNS

PLAYER	TDS
Chase Edmonds, Fordham	51
Tarik Cohen, North Carolina A&T	44
Kade Harrington, Lamar	43
Darius Victor, Towson	41
Martin Ruiz, Youngstown State	35

Same Faces, New Numbers

The Tigers will have a few players that will be wearing new numbers this season.

Player	Old #	New #
Shane Simpson	20	13
Ryan Bowles	19	80
Shawn Flaherty	76	69
Marquise Watts	84	64

Victor Named to STATS Watch List

Running back Darius Victor was one of 22 players named to the STATS Preseason Offensive Player of the Year Watch List, formerly the Walter Payton Award.

The 6 Kings

Instead of naming captains, Towson names Kings. These kings each have two sentinels and a kingdom. The Kings for the 2016 season are LB Eric Handy, FB Emmanuel Holder, LB Malik Jackson, FB Dreon Johnson, LB Jordan Mynatt and RB Darius Victor.

New Faces on the Sidelines

The Tigers will have a couple new faces on the sidelines in 2016. Lyndon Johnson takes over as the running backs coach and recruiting coordinator, while Dan Hernandez is the team's new fullbacks/tight ends coach.

Victor Earn Preseason CAA Honors

Running back Darius Victor was selected to the preseason All-CAA team. It is the second-straight year he has been named to the preseason team.

Victor Earn Preseason Honors

The Tigers were picked to finish sixth in the preseason CAA poll released at the league's annual media day in July. Richmond was the preseason favorite to win the league.

Tigers in the NFL

Towson has four players currently on NFL rosters. Four of the five Tigers played under current head coach Rob Ambrose.

Player	Team
Jermon Bushrod	Miami Dolphins
Jordan Dangerfield	Pittsburgh Steelers
Ryan Delaire	Carolina Panthers
Terrance West	Baltimore Ravens

Tigers in the CFL

Towson has two players currently on CFL rosters. Four of the five Tigers played under current head coach Rob Ambrose.

Player	Team
Frank Beltre	Calgary Stampeders
Gerrard Sheppard	Winnipeg Blue Bombers

Up Next

The Tigers hit the road for their final non-conference game of the season as they travel to face Dartmouth on Sept. 15. Kickoff is set for 1:30 p.m.

GENERAL NOTES**TIGERS RECORD WHEN...**

Overall	1-3
at home	1-0
on road	0-3
on grass	0-1
on field turf	1-2
in overtime	0-0
Towson wins coin toss	1-1
Towson scores first	0-1
Towson leads after 1st quarter	0-0
Towson leads at the half	0-0
Towson leads after 3rd quarter	0-1
Towson has more rushing yards	0-2
Towson has more passing yards	1-1
Towson has more total yards	1-1
Towson has less penalties	0-1
Towson has less turnovers	0-1
Towson scores under 20 points	0-0
Towson scores 20-29 points	0-3
Towson scores 30-39 points	1-0
Towson scores 40-49 points	0-0
Towson scores 50 points or more	0-0
Towson holds opponent under 30 points	1-0
Towson holds opponent under 20 points	0-0
Towson holds opponent under 10 points	0-0
Towson completes 50% of passes	1-1
Towson completes 60% of passes	0-0
Towson has 100-yard rusher	0-2
Opponent has 100-yard rusher	0-1
Towson has 300-yard passer	1-0
Opponent has 300-yard passer	0-0
Towson has 100-yard receiver	1-0
Opponent has 100-yard receiver	0-0
Towson defense scores	0-0
Opponent defense scores	1-1
Towson special teams score	0-0
Opponent special teams score	0-0

TALE OF THE TAPE**Towson****Stony Brook**

26.0	Points	16.2
372.0	Total Offense	242.8
155.2	Rushing Yards	119.0
40.0	Rushing Attempts/Game	39.3
3.9	Yards Per Carry	3.0
216.8	Passing Yardage	123.8
30.5	Passing Attempts/Game	22.0
15.2	Yards Per Pass Completion	11.5
38.8	Points Allowed	24.8
382.8	Total Defense	324.5
169.5	Rushing Yards Allowed	111.0
4.2	Yards Per Carry Allowed	3.2
213.2	Passing Yards Allowed	213.5
12.7	Yards Per Completion Allowed	12.2
-4	Turnover Margin	-4

Leaders**Leaders**

Knudson (644)	Passing Yards	Carbone (495)
Knudson (3)	Passing TDs	Carbone (1)
Victor (354)	Rushing Yards	Bedell (222)
Victor (7)	Rushing TDs	Bedell (5)
Summers (20)	Receptions	Bolden (17)
Summers (2)	Receiving TDs	Bolden (1)
Summers (395)	Receiving Yards	Bodlen (241)
Wallace/Tedder (33)	Tackles	Lawless (35)
Anderson/Barr (2.0)	Sacks	3 players (2.0)
Pettus-Dixon (2)	Interceptions	4 players (1)



THE LAST TIME...***THE LAST TIME TOWSON...*****30+ Rushing Attempts**

39, Terrance West vs. Eastern Illinois, 12-13-13

100 Yards Rushing

106, Shane Simpson at Richmond, 10-11-16

200 Yards Rushing

207, Darius Victor vs. Holy Cross, 9-19-15

300 Yards Rushing

354, Terrance West at Eastern Illinois, 12-13-13

2 TD's Rushing

2, Darius Victor at South Florida, 9-3-16

3 TD's Rushing

3, Darius Victor vs. Holy Cross, 9-19-15

4 TD's Rushing

4, Darius Victor at Richmond, 10-1-16

20+ Completions

25, Connor Frazier vs. Delaware, 10-31-15

30+ Completions

35, Sean Schaefer vs. Villanova, 11-15-08

40+ Completions

47, Joe Lee at Lehigh, 10-30-99

30+ Passing Attempts

36, Morgan Mahalak at South Florida, 9-3-16

40+ Passing Attempts

44, Peter Athens vs. North Dakota State, 1-4-14

50+ Passing Attempts

59, Sean Schaefer vs. James Madison, 11-17-07

300+ Yards Passing

301, Ellis Knudson vs. Saint Francis, 9-10-16

400+ Yards Passing

435, Sean Schaefer vs. Delaware, 10-28-06

500+ Yards Passing

567, Joe Lee at Lehigh, 10-30-99

3 TD's Passing

3, Connor Frazier vs. James Madison, 10-10-15

4 TD's Passing

4, Grant Enders vs. Rhode Island, 11-10-12

5+ TD's Passing

5, Sean Schaefer at Delaware, 10-28-06

2 TD's receiving

2, Christian Summers vs. Saint Francis, 9-10-16

3+ TD's receiving

3, Eric Yancey at Delaware, 10-28-06

10+ Receptions

10, David Newsom at Richmond, 9-13-08

100+ Receiving yards

133, Christian Summers vs. Delaware, 10-31-15

150+ Receiving Yards

153, Spencer Wilkins vs. New Hampshire, 10-5-13

200+ Receiving Yards

232, Christian Summers vs. Saint Francis, 9-10-16

Kickoff Return For TD

90, Derrick Joseph vs. Villanova, 10-12-13

Punt return For TD

49, Donnell Lewis vs. Saint Francis, 9-12-15

Interception For TD

34, Chris Tedder vs. Villanova, 10-24-15

86, Romell Haley vs. Villanova, 10-24-15

60+ punt

68, Jake Ryder at South Florida, 9-3-16

61, Jake Ryder at South Florida, 9-3-16

Scored a safety

at New Hampshire, 11-20-10

Fumble Return For TD

65, Donnell Lewis at Stony Brook, 10-17-15

Blocked Punt For TD

0, Fred Overstreet at Delaware State, 9-13-14

Blocked Punt

Jordan Mynatt vs. James Madison, 10-10-15

Blocked Field Goal

D'Sean Cummings vs. Saint Francis, 9-10-16

Blocked extra Point

Alfonso Augustine vs. North Carolina Central, 9-20-14

3 Interceptions In Game By One Player

3, Allante Harrison at Delaware, 9-11-04

4 field goals in a game

4, Sam Hurwitz vs. Delaware, 10-31-15

50+ Field Goal

50, Drew Evangelista vs. Albany, 10-19-13

Rush Of 65+ Yards

72, Terrance West vs. New Hampshire, 11-12-11

Pass Of 65+ Yards

73, Peter Athens to Leon Kinnard vs. New Hampshire, 10-5-13

Rush Of 75+ Yards

79, Terrance West vs. Richmond, 10-26-13

Pass of 75+ Yards

94, Ellis Knudson to Christian Summers vs Saint Francis, 9-10-16

THE LAST AN OPPONENT...**30+ Rushing Attempts**

32, Lyle McCombs, Rhode Island, 11-22-14

100 Yards Rushing

128, Xavier Goodall, Richmond, 10-1-16

200 Yards Rushing

200, John Griffin, Northeastern, 10-24-09

300 Yards Rushing

348, Shun White, Navy, 8-30-08

20+ Completions

20, Kyle Lauletta, Richmond, 10-1-16

30+ Completions

35, Clint Trickett, West Virginia, 9-6-14

30+ Passing Attempts

31, Kyle Lauletta, Richmond, 10-1-16

40+ Passing Attempts

40, Zach Bednarczyk, Villanova, 10-24-15

50+ Passing Attempts

50, Jimmy Garoppolo, Eastern Illinois, 12-13-13

300+ Yards Passing

348, Clint Trickett, West Virginia, 9-6-14

400+ Yards Passing

409, Mike Potts, William & Mary, 11-4-06

3 TD's Passing

3, Kyle Lauletta, Richmond, 10-1-16

4 TD's Passing

5, Vad Lee, James Madison, 10-10-15

2 TD's receiving

2, Taurus Phillips, Villanova, 9-17-16

10+ Receptions

10, Brendan Flaherty, Holy Cross, 9-19-15

100+ Receiving yards

110, Taurus Phillips, Villanova, 9-17-16

Kickoff Return For TD

92, Charles Tutt, James Madison, 10-10-15

Punt return For TD

46, Dae'Quan Scott, James Madison, 11-23-13

Interception For TD

100, Rob Rolle, Villanova, 9-17-16

Scored a safety

Holy Cross, 9-19-15

Fumble Return For TD

89, Lorenzo Jerome, Saint Francis, 9-10-16

Blocked Punt

Brandon Waller, Richmond, 10-1-16

Blocked Field Goal

Jeremy Gloston, Elon, 11-1-14



TWO DEEP**OFFENSE**

WR	18	Andre Dessenberg		6-3 195	Sr.
	10	Romeo Harris		6-3 214	RJr.
LT	74	Fred Santarelli		6-6 309	Sr.
	75	Samuel Edmondson		6-5 295	Sr.
LG	72	Antonio Harris		6-4 300	RJr.
	78	Nick Carnesale		6-1 282	RFr.
C	65	Brady Stup		6-6 288	Sr.
	77	Amos Campbell		6-3 300	RJr.
RG	69	Shawn Flaherty		6-2 280	RJr.
	61	Sam Evans		6-2 286	Sr.
RT	68	Matt Kauffman		6-5 299	RSo.
	75	Samuel Edmondson		6-5 295	Sr.
TE	89	Tanner Vallely		6-6 260	Sr.
	42	Joe Green		6-2 235	RSo.
WR	25	Christian Summers		6-3 217	Sr.
	9	Sam Gallahan		6-1 193	RSo.
QB	8	Ellis Knudson		6-2 241	RSo.
	12	Heath Dahlgren		6-1 212	RSr.
FB	49	Emmanuel Holder		5-11 266	RSr.
	48	Dreon Johnson		6-0 242	RSr.
RB	7	Darius Victor		5-8 223	Sr.
	13	Shane Simpson		5-9 185	RFr.
	4	Deshaun Wethington		5-10 196	Fr.

DEFENSE

BULL	99	Kanyia Anderson		6-2 256	RJr.
	51	D'Sean Cummings		6-5 252	RJr.
NT	90	Zain Harps Upshur		6-1 283	Jr.
	93	Max Tejada		6-2 301	Sr.
TACKLE	73	Clifton Jones		6-2 268	RJr.
	46	Jordan Waite		6-1 238	RSo.
SAM	41	Jordan Mynatt		6-2 209	RSo.
	22	Bryton Barr		6-0 222	RJr.
WILL	38	Chris Tedder		6-0 215	So.
	52	Malik Jackson		5-11 239	Sr.
MIKE	52	Malik Jackson		5-11 239	Sr.
	56	Diondre Wallace		6-0 249	So.
ANCHOR	22	Bryton Barr		6-0 22	RJr.
	58	Eric Handy		6-0 248	Sr.
CB	26	Lyrics Klugh		5-10 175	So.
	17	Justice Pettus-Dixon		5-11 187	RFr.
SS	8	Monty Fenner		6-0 190	RSo.
	11	Antwaine Carter		6-1 190	RSo.
FS	12	Keon Paye		6-0 198	RFr.
	21	Jordan Floyd		6-0 206	RSr.
CB	6	Troy Jeter		5-11 186	Sr.
	19	Juleon Killikelly-Lee		5-10 179	RSr.

SPECIALISTS

FG	30	Aidan O'Neill		6-1 182	Fr.	H	16	Pat Toomey		6-2 192	RSo.
	94	Dane Borges		6-0 185	Fr.		9	Sam Gallahan		6-1 193	RSo.
KO	16	Pat Toomey		6-2 192	RSo.	KR	13	Shane Simpson		5-9 185	RFr.
	30	Aidan O'Neill		6-1 182	Fr.		26	Lyrics Klugh		5-10 175	So.
P	91	Jake Ryder		6-0 182	Sr.	PR	26	Lyrics Klugh		5-10 175	So.
	16	Pat Toomey		6-2 192	RSo.		13	Shane Simpson		5-9 185	RFr.
LS	98	Will Hayes		6-1 219	Jr.						
	89	Tanner Valley		6-6 260	Sr.						

 - State of Maryland residents

CAA STANDINGS - SCHEDULE**2016 Colonial Athletic Association Standings**

School	Conf	CPct.	Overall	Pct.	Streak
James Madison	2-0	1.000	4-1	0.800	W2
Villanova	2-0	1.000	4-1	0.800	W4
New Hampshire	2-0	1.000	3-2	0.600	W2
UAlbany	1-0	1.000	4-0	1.000	W4
Stony Brook	1-0	1.000	2-2	0.500	L1
Richmond	1-1	0.500	4-1	0.800	W2
Elon	1-1	0.500	2-3	0.400	L1
Delaware	0-1	0.000	2-2	0.500	L2
Maine	0-1	0.000	1-3	0.250	W1
William & Mary	0-2	0.000	2-3	0.400	L2
Towson	0-2	0.000	1-3	0.250	L2
Rhode Island	0-2	0.000	1-4	0.200	W1

**THIS WEEK'S SCHEDULE****Saturday, October 8**

Rhode Island at Villanova, 12 p.m.

Richmond at Albany, 3:30 p.m.

Maine at Delaware, 3:30 p.m.

New Hampshire at Elon, 3:30 p.m.

William & Mary at James Madison, 3:30 p.m.

Stony Brook at Towson, 7 p.m.

LAST WEEK'S RESULTS**Saturday, October 1**

Rhode Island 28, Brown 13

James Madison 43, Delaware 20

Villanova 42, Elon 7

New Hampshire 21, William & Mary 12

Richmond 31, Towson 28

Maine 35, Bryant 31

CAA PLAYERS OF THE WEEK

Sept. 5
 Offense _____ Jake Lauletta, UR
 Defense _____ Jaheem Woods, SB
Specialist _____ **Jake Ryder, TU**
 Rookie _____ Corey Parker, WM

Oct. 24
 Offense
 Defense
 Specialist
 Rookie

Sept. 12
Offense _____ **Christian Summers, TU**
 Defense _____ Brandon Walker, UR
 Specialist _____ Rashard Davis, JMU
 Rookie _____ Pop Lacey, UNH

Oct. 31
 Offense
 Defense
 Specialist
 Rookie

Sept. 19
 Offense _____ Elijah Ibitokun-Hanks, UA
 Defense _____ Rob Rolle, VU
 Specialist _____ Sherman Alston, SB
 Rookie _____ Albert Funderburke, WM

Nov. 7
 Offense
 Defense
 Specialist
 Rookie

Sept. 26
 Offense _____ Khalid Abdullah, JMU
 Defense _____ Tanoh Kpassagnon, VU
 Specialist _____ Demetrius Oliver, ELON
 Rookie _____ Xavier Goodall, RU
 _____ Khalil Moore, ELON

Nov. 14
 Offense
 Defense
 Specialist
 Rookie

Oct. 3
 Offense _____ Zach Bednarczyk, VU
 _____ Bryan Schorr, JMU
 Defense _____ Pat Ricard, Maine
 Specialist _____ Oliver Graybar, URI
 Rookie _____ Josh Mack, Maine

Nov. 21
 Offense
 Defense
 Specialist
 Rookie

Oct. 10
 Offense
 Defense
 Specialist
 Rookie

Oct. 17
 Offense
 Defense
 Specialist
 Rookie

NUMERICAL ROSTER

No.	Player	Pos.	Ht.	Wt.	Cl.	Hometown / Previous School
2	Marquel Dickerson	RB	5-9	185	Jr.	Waldorf, Md. / Northpoint H.S.
3	Morgan Scroggins	WR	5-11	198	Fr.	Baltimore, Md. / Calvert Hall College H.S.
4	Deshaun Wethington	RB	5-10	196	Fr.	Suffolk, Va. / King's Fork H.S.
6	Morgan Mahalak	QB	6-3	205	R-So.	Kentfield, Calif. / Oregon
6	Troy Jeter	DB	5-11	186	Sr.	Aliquippa, Pa. / Southern Miss.
7	Darius Victor	RB	5-8	223	Sr.	Hyattsville, Md. / Northwestern H.S.
8	Monty Fenner	DB	6-0	190	R-So.	Chesapeake, Va. / Oscar F. Smith H.S.
8	Ellis Knudson	QB	6-2	241	R-So.	Alexandria, Va. / Hayfields H.S.
9	Sam Gallahan	WR	6-1	193	R-So.	Springfield, Va. / St. Stephen's and St. Agnes H.S.
10	Romeo Harris	WR	6-3	214	R-Jr.	Odenton, Md. / Monmouth
11	Antwaine Carter	DB	6-1	190	R-So.	Waldorf, Md. / Maryland
12	Heath Dahlgren	QB	6-1	212	R-Sr.	Frederick, Md. / Governor Thomas Johnson H.S.
12	Triston Harris	QB	6-2	190	Fr.	Dover, Del. / Dover
12	Keon Paye	DB	6-0	198	R-Fr.	Olney, Md. / Good Counsel H.S.
13	Shane Simpson	RB	5-9	185	R-Fr.	Easton, Pa. / Easton H.S.
14	Tyron McDade	CB	5-10	179	R-So.	Bowie, Md. / Friendship Collegiate Academy
16	Ryan Stover	QB	6-4	215	Fr.	Oreland, Pa. / Upper Dublin H.S.
16	Pat Toomey	K/P	6-2	192	R-So.	Brick, N.J. / Red Bank Catholic H.S.
17	Justice Pettus-Dixon	CB	5-11	187	R-Fr.	Columbia, Md. / St. Frances Academy
18	Andre Dessenberg	WR	6-3	195	Sr.	Virginia Beach, Va. / Ocean Lakes H.S.
19	Juleon Killikelly-Lee	CB	5-10	179	R-Sr.	Gwynn Oak, Md. / Woodlawn H.S.
21	Jordan Floyd	DB	6-1	210	R-Sr.	Bel Air, Md. / UConn
22	Bryton Barr	LB	6-0	222	R-Jr.	Camp Hill, Pa. / Mechanicsburg Area H.S.
23	Isaiah Ross	LB	5-11	188	R-Fr.	Piscataway, N.J. / Piscataway H.S.
24	Jamal Watson	CB	6-0	175	Fr.	Charlotte, N.C. / Myers Park H.S.
25	Christian Summers	WR	6-3	217	Sr.	Drexel Hill, Pa. / Valley Forge Military College
26	Lyrics Klugh	CB	5-10	175	So.	Lyman, S.C. / Byrnes H.S.
28	Mike Rogers	RB	6-0	196	R-Fr.	Smyrna, Ga. / UCF
29	Noah Staub	WR	6-3	197	Fr.	Hanover, Pa. / South Western H.S.
30	Aidan O'Neill	K	6-1	182	Fr.	New Paltz, N.Y. / New Paltz H.S.
31	Malik Tyne	LB	6-2	234	R-Fr.	Ontario, Canada / John Carroll School
32	Romell Haley	DB	5-11	185	Sr.	Bryans Road, Md. / West Virginia State
34	Rico Duran	FB	6-2	230	So.	Washington, D.C. / Silver Spring H.S.
35	Brent Richardson	WR	6-0	190	R-Fr.	Cooksville, Md. / Glenelg H.S.
35	Dominique Williams	DB	6-0	185	Sr.	Potomac, Md. / Victor Valley College
36	Brandon Shepherd	CB	5-11	195	Jr.	Upper Marlboro, Md. / Stevenson
38	Chris Tedder	LB	6-0	215	So.	Henrico, Va. / Varina H.S.
39	Christian Johnson	DB	6-2	201	Fr.	Shenandoah W.Va. / Jefferson H.S.
40	Jindu Chiazor	FB	6-0	270	R-So.	Silver Spring, Md. / The Bullis School
41	Jordan Mynatt	LB	6-2	209	R-Sr.	Columbia, Md. / Wilde Lake H.S.
42	Joe Green	TE	6-2	235	R-So.	Washington, D.C. / Kent State
43	James Scott	LB	6-1	230	R-So.	Gloucester, Va. / Gloucester H.S.
44	Zach Heron	TE	6-5	247	R-So.	Hampstead, Md. / Manchester Valley H.S.
46	Jordan Waite	DE	6-1	238	R-So.	Cheltenham, Md. / St. Stephens St. Agnes H.S.
47	Grayson Boyce	RB	6-2	255	R-So.	Poquoson, Va. / Poquoson H.S.
48	Dreon Johnson	FB	6-0	242	R-Sr.	Houston, Texas / Mayde Creek H.S.
49	Emmanuel Holder	FB	5-11	266	R-Sr.	Baltimore, Md. / Calvert Hall H.S.
50	Robert Heyward	LB	5-10	210	R-Fr.	Savannah, Ga. / Calvary Day School
51	D'Sean Cummings	DE	6-5	252	R-Jr.	Clinton, Md. / Frederick Douglass H.S.
52	Malik Jackson	LB	5-11	239	Sr.	Reisterstown, Md. / Franklin H.S.
53	Bryce Carter	LB	6-3	230	Fr.	Steelton, Pa. / Steelton-Highspire H.S.
55	Darren Seward	LB	6-2	220	Fr.	Reisterstown, Md. / Loyola Blakefield H.S.
56	Diondre Wallace	LB	6-0	249	So.	Odenton, Md. / Arundel H.S.
57	KJ Brandal	OL	6-4	280	Jr.	Torod, Norway / IMG Academy
58	Eric Handy	LB	6-0	248	Sr.	Columbia, Md. / Wilde Lake H.S.
61	Sam Evans	OL	6-2	286	Sr.	Fallston, Md. / Loyola Blakefield H.S.
63	Reece Burnett	DT	6-2	350	R-So.	Springfield, Va. / Lake Braddock H.S.
64	Marquise Watts	OL	6-4	242	R-So.	LaPlata, Md. / North Point H.S.
65	Brady Stup	OL	6-6	288	R-Sr.	Frederick, Md. / Tuscarora H.S.
67	Nico Russolillo	OL	6-1	303	Fr.	Frisco, Texas / Heritage H.S.
68	Matt Kauffman	OL	6-5	299	R-So.	York, Pa. / York Suburban H.S.
69	Shawn Flaherty	OL	6-2	280	R-Jr.	Oakland, N.J. / St. Joseph's Regional H.S.

NUMERICAL ROSTER

70	Jesus Barrio	OL	6-5	310	R-So.	McKinney, Texas / McKinney Boyd H.S.
71	Brendan Cassels	OL	6-3	285	Fr.	Walkersville, Md. / Walkersville H.S.
72	Antonio Harris	OL	6-4	300	R-Jr.	Upper Marlboro, Md. / Wise H.S.
73	Clifton Jones	DT	6-2	268	R-Jr.	Virginia Beach, Va. / Tallwood H.S.
74	Aaron Grzymkowski	OL	6-4	255	Fr.	Stevensville, Md. / Stevensville H.S.
74	Fred Santarelli	OL	6-6	309	Sr.	Philadelphia, Pa. / The Hill School
75	Samuel Edmondson	OL	6-5	295	Sr.	Dickson, Tenn. / Fairview H.S.
75	Andrew Garnett	OL	6-5	294	Fr.	Upper Marlboro, Md. / Riverdale Baptist H.S.
77	Amos Campbell	OL	6-3	300	R-Jr.	Montclair, N.J. / Montclair H.S.
78	Nick Carnesale	OL	6-1	282	R-Fr.	Hammonton, N.J. / Hammonton H.S.
79	Tommy Danagogo	DL	6-2	300	Fr.	Randallstown, Md. / Randallstown H.S.
80	Ryan Bowles	WR	6-4	180	R-Fr.	Leonardtown, Md. / St. Mary's Ryken
81	Tre' Bowens	DE	6-4	252	R-Jr.	Bowie, Md. / The Maret School
82	Brandon Allen	WR	6-2	187	R-Fr.	Lancaster, Pa. / McCaskey H.S.
83	Nick Gray	WR	6-1	198	Fr.	Morganza, Md. / Chopticon H.S.
85	Jay Galloway	WR	6-2	180	R-Fr.	Rockwall, Texas / Rockwall H.S.
87	Kevin Schroeder	K	6-3	195	R-Fr.	St. James, N.Y. / Smithtown East H.S.
88	Ryan Rutkowski	WR	6-2	190	Fr.	Broadlands, Virginia / Briar Woods H.S.
89	Tanner Vallely	TE	6-6	260	Sr.	Germantown, Md. / Seneca Valley H.S.
90	Zain Harps Upshur	DL	6-1	283	Jr.	Norfolk, Va. / Booker T. Washington H.S.
91	Jake Ryder	P/K	6-0	182	Sr.	Olney, Md. / Sherwood H.S.
92	Niquekko Cook	DE	6-5	238	R-So.	Odenton, Md. / Meade H.S.
93	Max Tejada	DL	6-2	301	Sr.	Orange Park, Fla. / The Bolles School
94	Dane Borges	K	6-0	185	Fr.	Brookfield, Ct. / Brookfield
95	Glorie Tchouda	TE	6-4	247	Jr.	Silver Spring, Md. / Montgomery College
96	Quinn Cox	DL	6-2	267	R-Fr.	Arlington, Va. / Yorktown H.S.
98	Will Hayes	LS	6-1	219	Jr.	Winston-Salem, N.C. / North Forsyth H.S.
99	Kanyia Anderson	DE	6-2	256	R-Jr.	Chesapeake, Va. / Old Dominion

HEAD COACH: Rob Ambrose (Towson, 1993), 8th season

Assistant Coaches: Matt Hachmann (Defensive Coordinator/Inside Linebackers)
 Jared Ambrose (Offensive Coordinator/Quarterbacks)
 John Donatelli (Offensive Line)
 Lyndon Johnson (Running Backs/Recruiting Coordinator)
 Derrick Johnson (Cornerbacks)
 Konstantinos Kosmakos (Defensive Line)
 Joe Tricario (Safeties/Special Teams Coordinator)
 Jon Schwartz (Outside Linebackers)
 Mike Moyseenko (Wide Receivers)
 Dan Hernandez (Tight Ends/Fullbacks)
 Lance Yaniger (Director of Football Operations)
 Jeremy Pick (Strength and Conditioning)
 Nathan Wilder (Director of Sports Medicine)
 Tyler Fredlund (Assistant Athletic Trainer)
 Mike Shapley (Assistant Equipment Manager)

PRONUNCIATION GUIDE

Kanyia Anderson _____ Kuh-NYE
 Bryton Barr _____ Bright-in
 Jesus Barrio _____ HAY-Seuss Barr-E-oh
 Jindu Chiazor _____ Gin-DO CHEE-uh-zorr
 Niquekko Cook _____ NEE-koe
 D'Sean Cummings _____ Duh-Sean
 Heath Dahlgren _____ Doll-grin
 Tommy Danagogo _____ Dan-Uh-go-go
 Andre Dessenberg _____ Dess-in-berg
 Marquel Dickerson _____ Mar-Kell
 Sam Gallahan _____ Gal-uh-han

Aaron Grzymkowski _____ Grim-cow-ski
 Romell Haley _____ ROW-mell
 Zach Heron _____ Hair-in
 Malik Jackson _____ Muh-leak
 Dreon Johnson _____ Dray-on
 Juleon Killikelly-Lee _____ Jewel-ee-on Kill-uh-kell-ee
 Lyrics Klugh _____ CLUE
 Ellis Knudson _____ NUDD-son
 Morgan Mahalak _____ Muh-HALL-ick
 Jordan Mynatt _____ My-natt
 Keon Paye _____ PAY

Nico Russolillo _____ Ruh-sill-E-O
 Fred Santarelli _____ San-tuh-rell-ee
 Brady Stup _____ STUP
 Glorie Tchouda _____ Shoe-duh
 Max Tejada _____ TAY-Haa-duh
 Malik Tyne _____ Muh-leak
 Tanner Vallely _____ Vall-uh-lee
 Deshaun Wethington _____ Duh-shawn

HEAD COACH ROB AMBROSE**ROB
AMBROSE**

Head Coach

8th Season • Towson, '93



Over the last five years, Rob Ambrose has led Towson football to 40 wins, a pair of CAA championships and two NCAA FCS playoff appearances. Heading into his eighth season at the helm of the Tiger football program in 2016, Ambrose has his sights set on a return to the NCAA FCS National Championship game.

The 2015 Tigers returned to their winning ways as they put together a four-game winning streak en route to a 7-4 season. The defense carried the way as they recorded the first shutout over Delaware, and put together a streak of seven-straight scoreless quarters.

Coming off an NCAA FCS Championship game appearance the year before, the Tigers battled a plethora of injuries during the 2014 season. However, for the second straight year, a Tiger was selected in the NFL Draft. Just one year after running back Terrance West was selected by the Cleveland Browns in the third round, cornerback Tye Smith went in the fifth round of the 2015 NFL Draft to the Seattle Seahawks.

You don't have to look very far back to find Ambrose's impact in the wins and losses column. In 2013, he guided the Tigers to a magical season as Towson reached the NCAA FCS championship game by beating No. 9 Fordham, No. 2 Eastern Illinois and No. 3 Eastern Washington in consecutive weeks. Towson finished the campaign with a 13-3 record; the 13 wins were a school record.

Ranked second in the final NCAA FCS polls, Towson won the Lambert/Meadowlands Award as the top FCS team in the East. The Tigers were also honored as the ECAC FCS Team of the Year.

During the 2012 season, Ambrose led the Tigers to a 7-4 record against an extremely difficult schedule. The Tigers lost to a pair of nationally-ranked FBS programs in Kent State and LSU. But, Towson finished the season with a 6-2 CAA record as the Tigers shared the league title.

In 2011, just his third season as the Tigers' head coach, Ambrose guided Towson to one of the most dramatic turnarounds in college football history. Only one season removed from a 1-10 record, the 2011 team became the "Turnaround Tigers" by going 9-3. Their 7.5-game improvement was the most dramatic improvement in NCAA Division I history.

Towson posted a 9-2 regular season record, beat six nationally-ranked teams and won the CAA championship outright with a 7-1 record

in 2011. The Tigers also made their first appearance in the NCAA FCS playoffs, becoming the first program to earn playoff berths at the Division III, Division II and FCS (I-AA) levels.

Once the season ended, Ambrose was honored as the 2011 CAA Coach of the Year, the AFCA District Coach of the Year and was a finalist for the Liberty Mutual Coach of the Year. In January 2012, he was the recipient of the Eddie Robinson Award as the top coach in FCS football.

The UConn years (2002-08)

Ambrose joined the staff at UConn as the Huskies grew from an NCAA Division I-AA program into a major college contender. During his seven seasons in Storrs, Connecticut, the Huskies were 49-36 with just two losing seasons. UConn made three bowl appearances in five years, debuted in the AP national rankings at 16th, and won a share of the Big East title in 2007.

Joining the staff as the quarterbacks coach, Ambrose played a major role in the development of Dan Orlovsky, the first UConn quarterback to play in the NFL as a fifth-round draft pick by the Detroit Lions. In 2008 as the offensive coordinator, Ambrose coached Donald Brown, an All-American and the 2008 BIG EAST Offensive Player of the Year. Brown led the nation with 2,083 yards on 367 carries and became the first UConn player to be selected in the first round of the NFL draft.

His first head coaching job – Catholic (2001)

Ambrose left Towson after the 2000 season to become the head coach at Catholic University, a Division III program in Washington, D.C. In one year at Catholic, Ambrose led the Cardinals to a 3-7 record.

As a Tiger assistant (1992-2000)

In nine years as a Tiger assistant, the team went 54-36 with only two losing seasons. Ambrose started as a student-assistant before being promoted to wide receivers coach in 1993, offensive coordinator in 1997 and then to associate head coach in 2000.

He coached four All-Americans in running back Tony Vinson, quarterback Dan Crowley, and wide receivers Mark Orlando and Jamal White. Vinson led the nation in rushing yards (2,016), all-purpose yards (2,073) and points

scored (138) in 1993. Vinson went on to be a fifth-round draft pick of the San Diego Chargers. Orlando earned All-America notice by catching 55 passes for 1,223 yards and 12 touchdowns.

In 1999, Towson led the nation in passing yardage, averaging 381.2 passing yards per game.

His collegiate playing career

As a player at Towson, Ambrose started his career as a quarterback but moved to wide receiver as a sophomore. In 1990, he caught four passes for 20 yards. As a junior, he had four catches for 35 yards. Three of those receptions were touchdown passes from Dan Crowley. He caught an 11-yard TD pass at James Madison, a seven-yard TD toss at Liberty and a 14-yard TD pass against Hofstra. An injury in the spring before his senior year forced Ambrose to the sidelines.

The Ambrose family

The Tigers' coach is the son of one of the most successful high school football coaches in Maryland. His father, Tim, was the head coach at Middletown for 31 years and won 249 games, leading the Knights to 14 Monocacy Valley League championships. He retired in 2013, just in time to follow the Tigers' march to the NCAA championship game. The former athletic director at Middletown, he stepped down as football coach after the 2004 season. Coach Ambrose's brother, Jared, was an assistant football coach at Delaware for two years before joining the Tigers' staff. He is currently the program's offensive coordinator.

Ambrose and his wife, Melissa, have two children: Grace and Riley.

THE AMBROSE FILE

2009-present _____ Towson, Head Coach
2006-08 _____ Connecticut, Off. Coord.
2002-05 _____ Connecticut, QB Coach
2001 _____ Catholic, Head Coach
2000 _____ Towson, Assoc. HC/OC
1997-99 _____ Towson, Offensive Coordinator
1992-96 _____ Towson, Wide Receivers

NOTABLE


Led Tigers to school-record 13 wins and first National Championship game appearance in 2013

2011 Eddie Robinson National Coach of the Year

Helped Tigers to a 9-3 record in 2011, completing the largest turnaround in NCAA history, improving win total by 7.5 games.

Played collegiately at Towson for three years. Began career as a quarterback, before moving to wide receiver.

2016 GAME RECAPS

Sept. 3 • Raymond James Stadium • Tampa, Fla.		
	TOWSON	20
	SOUTH FLORIDA	56

TAMPA, Fla. -- Darius Victor rushed for a pair of touchdowns in Towson's 2016 season opener at South Florida.

Victor rushed for 70 yards and became just the fourth Tiger running back to eclipse the 3,000 yard mark in his career.

True freshman Aidan O'Neill made his collegiate debut and went 2-for-2 on field goals, hitting from 29 and 33 yards.

Sophomore Diondre Wallace led the defensive attack by recording a career-high 14 tackles. He added two tackles-for-loss, a sack and a forced fumble.

Cornerback Justice Pettus-Dixon made his first career start and intercepted a pass on the second series of the game.

Kick returner Shane Simpson set a new single-game record with 229 kickoff return yards.

Punter Jake Ryder averaged 49.4 yards on seven punts. He had two kicks over 60 yards, including a 68 yarder on the first punt of the season.

Scoring Summary	1	2	3	4	F
Towson	3	7	7	3	20
South Florida	14	14	21	7	56

1st Quarter

13:21 USF - Tice 43yd pass from Flowers (Nadelman kick)

6:24 TOW - O'Neill 29yd field goal

5:55 USF - Mack 7yd run (Nadelman kick)

2nd Quarter

13:42 TOW - Victor 1yd run (O'Neill kick)

6:56 USF - Scantling 51yd pass from Flowers (Nadelman kick)

1:49 USF - Flowers 5yd run (Nadelman kick)

3rd Quarter

10:04 USF - Adams 4yd run (Nadelman kick)

7:21 TOW - Victor 7yd run (O'Neill kick)

5:32 USF - Flowers 7yd run (Nadelman kick)

1:40 USF - Johnson 23yd pass from Kean (Nadelman kick)

4th Quarter

11:24 TOW - O'Neill 33yd fiel goal

5:28 USF - Wilcox 21yd pass from Kean (Nadelman kick)

Team Statistics	TOW	USF
First Downs	20	22
Rush Att.-Net Yards	49-127	41-214
Passing C-A-Int.	16-41-1	13-25-1
Net Passing Yards	165	230
Offensive Plays	90	66
Total Offense	292	444
Fumbles-Lost	3-3	2-1
Penalties-Yards	5-62	4-42
Punts-Average	7-49.4	4-38.5
3rd Down Conversion	6-22	6-12
Time of Possession	37:40	22:20

Rushing

TOW - Victor 23-70, Wethington 5-31, Holder 1-10, Boyce 3-9, Mahalak 10-8, Simpson 5-2, Knudson 2-(-3); USF - Mack 9-58, Flowers 9-46, Adams 4-37, Johnson 6-33, Tice 6-32, Antoine 1-7, Reed 1-6, Gunter 1-5, Kean 2-(-8).


Passing

TOW - Mahalak 16-36-1-165-0, Knudson 0-5-0-0-0; USF - Flowers 8-18-1-178-2, Kean 5-7-0-52-2.

Receiving

TOW - Dessenberg 5-59, Summers 3-65, Holder 2-16, Gallahan 2-12, Harris 2-1, Vallely 1-7, Victor 1-5; USF - Scantling 3-79, Adams 2-20, Antoine 2-10, Tice 1-43, Dillon 1-27, Johnson 1-23, Wilcox 1-21, Bronson 1-9, Mut 1-(-2).

ATT: 35,976

Sept. 10 • Johnny Unitas Stadium • Towson, Md.		
	SAINT FRANCIS	28
	TOWSON	35

TOWSON, Md. -- The Towson University football team scored the final 25 points in erasing an 18-point deficit to defeat Saint Francis, 35-28, in the home opener at Unitas Stadium.

Quarterback Ellis Knudson came off the bench to go 10-for-22 for 301 yards and two touchdowns.

His main target was Christian Summers, who caught six passes for 232 yards and two scores.

The Tigers began their comeback on the final play of the first half as Aidan O'Neill kicked a 29 yard field goal.

Towson took the second half kickoff and used a 13-play drive that was capped by a Darius Victor two-yard touchdown run. After Knudson ran in the two-point conversion, the Tigers were within seven points.

Backed against their goaline, the duo of Knudson and Summers hooked up on a 94-yard touchdown pass to tie the game.

After D'Sean Cummings blocked a potential go ahead field goal, the Tigers got the game-winning touchdown as Summers laid out for a 43-yard TD catch from Knudson.

Cummings finished the game with nine tackles, while Monty Fenner had seven tackles and two forced fumbles.

Scoring Summary	1	2	3	4	F
Saint Francis	7	21	0	0	28
Towson	3	10	15	7	35

1st Quarter

14:36 SFU - Jerome 89yd fumble return (Geesey kick)

7:39 TOW - O'Neill 28yd field goal

2nd Quarter

14:24 SFU - Lewis 60yd pass from Drayer (Geesey kick)

12:04 TOW - Knudson 20yd run (O'Neill kick)

0:38 SFU - Drayer 7yd run (Geesey kick)

0:14 SFU - Lewis 13yd pass from Drayer (Geesey kick)

0:00 TOW - O'Neill 29yd field goal

3rd Quarter

9:01 TOW - Victor 2yd run (Knudson rush)

4:40 TOW - Summers 94yd pass from Knudson (O'Neill kick)

4th Quarter

2:21 TOW - Summers 43yd pass from Knudson (O'Neill kick)

Team Statistics	SFU	TOW
First Downs	17	23
Rush Att.-Net Yards	39-127	39-114
Passing C-A-Int.	14-23-1	14-27-1
Net Passing Yards	160	359
Offensive Plays	62	66
Total Offense	287	473
Fumbles-Lost	4-1	1-1
Penalties-Yards	6-79	9-79
Punts-Average	6-38.8	4-43.5
3rd Down Conversion	7-15	6-13
Time of Possession	30:56	29:04

Rushing

TOW - Victor 18-70, Knudson 7-22, Simpson 9-22, Mahalak 2-10; SFU - Bagley 21-96, Drayer 15-41, Jordan-Toney 1-0, Ajayi 2-(-10).

Passing


TOW - Knudson 10-22-1-301-2, Mahalak 4-5-0-58-0;

SFU - Drayer 14-23-1-160-2.

Receiving

TOW - Summers 6-232, Dessenberg 3-55, Gallahan 2-25, Simpson 1-20, Vallely 1-16, Harris 1-11; SFU - Ajayi 6-68, Lewis 3-74, Bagley 2-4, Millberry 1-10, Valenzuela 1-5, Alston 1-(-1)

ATT: 8,069

Sept. 17 • Villanova Stadium • Villanova, Pa.		
	TOWSON	21
	#21 VILLANOVA	40

VILLANOVA, Pa. -- The Towson offense turned the ball over three times, leading to 14 points as the Tigers fell 40-21 at No. 21 Villanova.

The offense got off to a strong start as Shane Simpson scored from three yards out on the opening possession.

A turnover on the second possession helped the Wildcats take a 14-7 lead. The offense got back into the endzone in the second quarter as Ellis Knudson capped a 13-play drive with a one-yard TD run.

The Tiger defense held the Wildcats scoreless in third quarter. The offense looked to draw the Tigers closer, but an interception in the endzone ended the threat.

Two series later, the Wildcats intercepted their second pass in the endzone, this time returning it 100 yards for a score.

Knudson led the Tigers on one more scoring drive, capping the 11-play drive with an 18 yard hook-up with Sam Gallahan.

Darius Victor recorded his first 100-yard rushing performance of the season, rushing for 115 yards on 22 carries.

Wide receiver Christian Summers had seven catches for 63 yards, while Andre Dessenberg added five catches for 91 yards.

Scoring Summary	1	2	3	4	F
Towson	7	7	0	7	21
Villanova	7	19	0	14	40

1st Quarter

10:46 TOW - Simpson 3yd run (O'Neill kick)

6:53 VU - Phillips 16yd pass from Bednarczyk (Smith kick)

2nd Quarter

14:55 VU - Forbes 4yd pass from Bednarczyk (Smith kick)

9:55 VU - Phillips 21yd pass from Bednarczyk (kick failed)

4:19 TOW - Knudson 1yd run (O'Neill kick)

0:32 VU - White 1yd run (pass failed)

4th Quarter

4:50 VU - White 9yd run (Smith kick)

3:21 VU - Rolle 100yd interception return (Smith kick)

1:17 TOW - Gallahan 18yd pass from Knudson (O'Neill kick)

Team Statistics	TOW	VU
First Downs	21	24
Rush Att.-Net Yards	34-155	42-152
Passing C-A-Int.	19-35-2	20-26-0
Net Passing Yards	238	230
Offensive Plays	69	68
Total Offense	393	382
Fumbles-Lost	1-1	0-0
Penalties-Yards	4-50	6-40
Punts-Average	3-46.3	3-42.3
3rd Down Conversion	6-12	8-12
Time of Possession	25:38	34:22

Rushing

TOW - Victor 22-115, Simpson 6-23, Wethington 2-14, Knudson 4-3; VU - White 18-80, Forbes 6-38, Bednarczyk 9-37, McClenton 4-2, Russo 1-1, DaSilva 3-(-1).

Passing


TOW - Knudson 19-35-2-235-1; VU - Bednarczyk 20-26-0-230-3.

Receiving

TOW - Summers 7-63, Dessenberg 5-91, Harris 3-41, Gallahan 2-34, Scroggins 1-11, Victor 1-(-2); VU - Phillips 7-110, Chadbourne 3-31, Kerxton 3-23, Bell 2-16, White 2-12, Padovani 1-25, McClenton 1-9, Forbes 1-4.

ATT: 9,025

2016 GAME RECAPS

Oct. 1 • Robins Stadium • Richmond, Va.		
	TOWSON	28
	#6 RICHMOND	31

RICHMOND, Va. -- Darius Victor rushed for a career-high four touchdowns, and Shane Simpson had his first 100-yard rushing game in Towson's 31-28 loss at No. 6 Richmond.

Victor did the bulk of his work in the first half as he scored on runs of 16, three and eight. He would add a two-yard run in the third quarter. Victor finished the day with 99 yards on 19 carries.

The four-touchdown effort from Victor matched the performance from Terrance West in the Tigers last visit to Richmond in 2013.

With the score tied at the half, Simpson rumbled 46 yards on the first play of the second half to set up Victor's final score.

Cornerback Justice Pettus-Dixon helped to set up the Tigers second touchdown with his second interception of the season. His 22-yard return, coupled with a penalty set the Tigers up at the 10-yard line.

The Tigers put together one final fourth-quarter drive where they drove into Spiders territory. Facing a fourth down, the pass was broken up at the last second to end the drive.

Monty Fenner and Bryton Barr each had nine tackles, while Barr and Robert Heyward each posted two tackles-for-loss.

Scoring Summary	1	2	3	4	F
Towson	7	14	7	0	28
Richmond	7	14	3	7	31

1st Quarter

8:05 UR - Brown 21yd pass from Lauletta (Trau kick)

5:24 TOW - Victor 16yd run (O'Neil kick)

2nd Quarter

12:15 TOW - Victor 3yd run (O'Neill kick)

4:29 UR - Goodall 3yd pass from Lauletta (Trau kick)

1:39 TOW - Victor 8yd run (O'Neill kick)

0:16 UR - Hudson 7yd pass from Lauletta (Trau kick)

3rd Quarter

13:11 TOW - Victor 2yd run (O'Neill kick)

10:37 UR - Trau 44yd field goal

4th Quarter

10:16 UR - Broadus 2yd run (Trau kick)

Team Statistics	TOW	UR
First Downs	13	21
Rush Att.-Net Yards	38-225	40-185
Passing C-A-Int.	8-19-0	20-31-1
Net Passing Yards	105	233
Offensive Plays	57	71
Total Offense	330	418
Fumbles-Lost	1-0	1-0
Penalties-Yards	5-32	4-55
Punts-Average	6-37.2	4-38.0
3rd Down Conversion	6-13	8-15
Time of Possession	25:38	34:22

Rushing

TOW - Simpson 12-106, Victor 19-99, Wethington 2-24, Knudson 4-(-3); UR - Goodall 23-128, Broadus 8-19, Lauletta 3-16, Thompson 3-15, Drake 1-9.


Passing

TOW - Knudson 8-19-0-105-0; UR - Lauletta 20-31-1-233-3.


Receiving

TOW - Summers 4-35, Dessenberg 2-43, Gallahan 1-19, Vallely 1-8; UR - Hudson 4-81, Brown 4-64, Wilkins 4-36, Goodall 4-14, Pavik 1-11, McCombs 1-11, Bevels 1-8, Drake 1-8.

ATT: 8,700


Oct. 8 • Johnny Unitas Stadium • Towson, Md.		
	STONY BROOK	
	TOWSON	

TOWSON, Md. --


Oct. 15 • Memorial Field • Hanover, N.H.		
	TOWSON	
	DARTMOUTH	

HANOVER, N.H. --


2016 GAME RECAPS

Oct. 22 • Johnny Unitas Stadium • Towson, Md.		
	NEW HAMPSHIRE	
	TOWSON	

TOWSON, Md. --


Oct. 29 • Delaware Stadium • NEWARK, Del.		
	TOWSON	
	DELAWARE	

NEWARK, Del. --


Nov. 5 • Johnny Unitas Stadium • Towson, Md.		
	ELON	
	TOWSON	

TOWSON, Md. --

2016 GAME RECAPS

Nov. 12 • Johnny Unitas Stadium • Towson, Md.		
	WILLIAM & MARY	
	TOWSON	

TOWSON, Md. --

Nov. 19 • Meade Stadium • Kingston, R.I.		
	TOWSON	
	RHODE ISLAND	

KINGSTON, R.I. --

INDIVIDUAL GAME-BY-GAME**Rushing (Att.-Yards-TD)**

	USF	SFU	VILL	RICH	SB	DC	UNH	DEL	ELON	WM	RI
Grayson Boyce	3-9-0	0-0-0	DNP	DNP							
Emmanuel Holder	1-10-0	0-0-0	0-0-0	0-0-0							
Ellis Knudson	2-(-3)-0	7-22-1	4-3-1	4-(-3)-0							
Morgan Mahalak	10-8-0	2-10-0	DNP	DNP							
Shane Simpson	5-2-0	9-22-0	6-23-1	12-106-0							
Darius Victor	23-70-2	18-70-1	22-115-0	19-99-4							
Deshaun Wethington	5-31-0	0-0-0	2-14-0	2-24-0							

Receiving (Rec.-Yards-TD)

	USF	SFU	VILL	RICH	SB	DC	UNH	DEL	ELON	WM	RI
Andre Dessenberg	5-59-0	3-55-0	5-91-0	2-43-0							
Sam Gallahan	2-12-0	2-25-0	2-34-1	1-19-0							
Romeo Harris	2-1-0	1-11-0	3-41-0	0-0-0							
Emmanuel Holder	2-16-0	0-0-0	0-0-0	0-0-0							
Morgan Scroggins	0-0-0	DNP	1-11-0	0-0-0							
Shane Simpson	0-0-0	1-20-0	0-0-0	0-0-0							
Christian Summers	3-65-0	6-232-2	7-63-0	4-35-0							
Tanner Vallely	1-7-0	1-16-0	0-0-0	1-8-0							
Darius Victor	1-5-0	0-0-0	1-(-2)-0	0-0-0							

Passing (Comp.-Att.-Int.-Yards-TD)

	#6 Morgan Mahalak	#8 Ellis Knudson
South Florida	16-36-1-165-0	0-5-0-0-0
Saint Francis	4-5-0-58-0	10-22-1-301-2
Villanova	DNP	19-35-2-238-1
Richmond	DNP	8-19-0-105-0
Stony Brook		
Dartmouth		
New Hampshire		
Delaware		
Elon		
William & Mary		
Rhode Island		

Punting/Field Goals (Punts-Avg./FGM-FGA)

	#91 Jake Ryder P	#30 Aidan O'Neill FG
South Florida	7-49.4	2-2
Saint Francis	4-43.5	2-3
Villanova	3-46.3	0-0
Richmond	5-47.4	0-0
Stony Brook		
Dartmouth		
New Hampshire		
Delaware		
Elon		
William & Mary		
Rhode Island		

TEAM GAME-BY-GAME

Game	Score	First Downs	Time of Possession	Rushing (No-Yds-TD)	Passing (Cmp-Att-Int-Yds-TD)	Total Offense (Plays-Yds-TD)	3rd Down Conv.	Fumbles-Lost
TOWSON	20	20	37:40	49-127-2	16-41-1-165-0	90-292-2	6-22	3-3
at South Florida	56	22	22:20	41-214-4	13-25-1-230-4	66-444-8	6-12	2-1
TOWSON	35	23	29:04	39-114-2	14-27-1-359-2	66-472-4	6-13	1-1
Saint Francis	28	17	30:56	39-127-1	14-23-1-160-2	62-287-3	7-15	4-1
TOWSON	21	21	25:38	34-155-2	19-35-2-238-1	69-393-3	6-12	1-1
at Villanova	40	24	34:22	42-152-2	20-26-0-230-3	68-382-5	8-12	0-0
TOWSON	28	13	25:38	38-225-4	8-19-0-105-0	47-330-4	6-13	1-0
at Richmond	31	21	34:22	40-185-1	20-31-1-233-3	71-418-4	8-15	1-0
TOWSON Stony Brook								
TOWSON at Dartmouth								
TOWSON New Hampshire								
TOWSON at Delaware								
TOWSON Elon								
TOWSON William & Mary								
TOWSON at Rhode Island								

2016 Towson Tigers Football

Towson - Long Plays

20-YARD PLUS PLAYS

Yd	Type	Player(s)	Opponent
94*	Pass	Christian Summers from Ellis Knudson	Saint Francis
64	FGR	Justice Pettus-Dixon+Justice Pettus-Dixon	Saint Francis
61	KR	Shane Simpson	USF
56	Pass	Christian Summers from Morgan Mahalak	USF
54	Pass	Christian Summers from Ellis Knudson	Saint Francis
53	KR	Shane Simpson	Villanova
46	Pass	Andre Dessenberg from Ellis Knudson	Villanova
46	Rush	Shane Simpson	Richmond
43*	Pass	Christian Summers from Ellis Knudson	Saint Francis
35	Pass	Andre Dessenberg from Ellis Knudson	Saint Francis
32	Rush	Shane Simpson	Richmond
30	KR	Shane Simpson	Richmond
29	KR	Shane Simpson	USF
27	Pass	Christian Summers from Ellis Knudson	Villanova
27	KR	Shane Simpson	USF
26	Pass	Andre Dessenberg from Ellis Knudson	Richmond
26	KR	Shane Simpson	USF
25	KR	Lyrics Klugh	Villanova
25	Rush	Deshaun Wethington	Richmond
25	Pass	Romeo Harris from Ellis Knudson	Villanova
24	KR	Shane Simpson	USF
22	KR	Shane Simpson	USF
22	KR	Shane Simpson	Saint Francis
22	Rush	Shane Simpson	Saint Francis
22	INT	Justice Pettus-Dixon	Richmond
22	KR	Lyrics Klugh	Saint Francis
21	KR	Lyrics Klugh	Richmond
21	KR	Shane Simpson	Villanova
21	KR	Shane Simpson	USF
21	KR	Shane Simpson	Villanova
21	Pass	Christian Summers from Ellis Knudson	Saint Francis
20	Pass	Shane Simpson from Morgan Mahalak	Saint Francis
20*	Rush	Ellis Knudson	Saint Francis
20	Rush	Darius Victor	Villanova
20	KR	Shane Simpson	Villanova

* touchdown scored on play

LONG PLAYS BY THE NUMBERS

Long Plays By Ya	No.	TD
100+	0	0
90-99	1	1
80-89	0	0
70-79	0	0
60-69	2	0
50-59	3	0
40-49	3	1
30-39	3	0
20-29	23	1

Long Plays By Ty	No.	TD
Rushing	6	1
Passing	11	2
Punt returns	0	0
Kick returns	16	0
Interceptions	1	0
Fumble returns	0	0
Other	1	0
TOTAL	35	3

20-YARD PLUS BY PLAYER

Player	No.	TD	R	P	KR	PR	IR	FR
Shane Simpson	17	0	3	1	13	0	0	0
Christian Summers	6	2	0	6	0	0	0	0
Andre Dessenberg	3	0	0	3	0	0	0	0
Lyrics Klugh	3	0	0	0	3	0	0	0
Ellis Knudson	1	1	1	0	0	0	0	0
Darius Victor	1	0	1	0	0	0	0	0
Justice Pettus-Dixon	1	0	0	0	0	0	1	0
Romeo Harris	1	0	0	1	0	0	0	0
Justice Pettus-Dixon+	1	0	0	0	0	0	0	1
Deshaun Wethington	1	0	1	0	0	0	0	0
TOTAL	35	3	6	11	16	0	1	1

LONGEST PLAYS OF THE YEAR**Rushing**

46 Shane Simpson vs Richmond (10/1/2016)

Rushing Touchdown

20 Ellis Knudson vs Saint Francis (9/10/2016)

Passing94 Christian Summers from Ellis Knudson
vs Saint Francis (9/10/2016)**Passing Touchdown**94 Christian Summers from Ellis Knudson
vs Saint Francis (9/10/2016)**Punt Return**

12 Shane Simpson vs Villanova (9/17/2016)

Kick Return

61 Shane Simpson vs USF (9/3/2016)

Interception Return

22 Justice Pettus-Dixon vs Richmond (10/1/2016)

Fumble Return

None

Field Goal Return

64 Justice Pettus-Dixon+Justice Pettus-Dixon vs Saint Francis

Punt

68 Jake Ryder vs USF (9/3/2016)

Field Goal

33 Aidan O'Neill vs USF (9/3/2016)

2016 TEAM STATS

2016 Towson Tigers Football
Towson Overall Team Statistics (as of Sep 17, 2016)
All games

Team Statistics	TOWSON	OPP
SCORING	104	155
Points Per Game	26.0	38.8
Points Off Turnovers	10	49
FIRST DOWNS	77	84
Rushing	41	34
Passing	30	42
Penalty	6	8
RUSHING YARDAGE	621	678
Yards gained rushing	720	776
Yards lost rushing	99	98
Rushing Attempts	160	162
Average Per Rush	3.9	4.2
Average Per Game	155.2	169.5
TDs Rushing	10	8
PASSING YARDAGE	867	853
Comp-Att-Int	57-122-4	67-105-3
Average Per Pass	7.1	8.1
Average Per Catch	15.2	12.7
Average Per Game	216.8	213.2
TDs Passing	3	12
TOTAL OFFENSE	1488	1531
Total Plays	282	267
Average Per Play	5.3	5.7
Average Per Game	372.0	382.8
KICK RETURNS: #-Yards	21-510	16-280
PUNT RETURNS: #-Yards	4-28	10-94
INT RETURNS: #-Yards	3-23	4-149
KICK RETURN AVERAGE	24.3	17.5
PUNT RETURN AVERAGE	7.0	9.4
INT RETURN AVERAGE	7.7	37.2
FUMBLES-LOST	6-5	8-2
PENALTIES-Yards	23-223	20-216
Average Per Game	55.8	54.0
PUNTS-Yards	20-882	17-666
Average Per Punt	44.1	39.2
Net punt average	38.4	36.4
KICKOFFS-Yards	18-908	27-1491
Average Per Kick	50.4	55.2
Net kick average	32.1	35.4
TIME OF POSSESSION/Game	29:30	30:30
3RD-DOWN Conversions	24/60	29/54
3rd-Down Pct	40%	54%
4TH-DOWN Conversions	7/11	1/2
4th-Down Pct	64%	50%
SACKS BY-Yards	7-49	7-48
MISC YARDS	36	0
TOUCHDOWNS SCORED	13	22
FIELD GOALS-ATTEMPTS	4-5	1-3
ON-SIDE KICKS	0-2	0-0
RED-ZONE SCORES	(15-18) 83%	(13-15) 87%
RED-ZONE TOUCHDOWNS	(11-18) 61%	(13-15) 87%
PAT-ATTEMPTS	(12-12) 100%	(20-21) 95%
ATTENDANCE	8069	53701
Games/Avg Per Game	1/8069	3/17900
Neutral Site Games		0/0

Score by Quarters	1st	2nd	3rd	4th	OT	Total
Towson	20	38	29	17	0	104
Opponents	35	68	24	28	0	155

2016 INDIVIDUAL STATS

2016 Towson Tigers Football
Towson Overall Individual Statistics (as of Sep 17, 2016)
All games

Rushing	g	att	gain	loss	net	avg	td	lg	avg/g
Darius Victor	4	82	364	10	354	4.3	7	20	88.5
Shane Simpson	4	32	172	19	153	4.8	1	46	38.2
Deshaun Wethingt	4	9	70	1	69	7.7	0	25	17.2
Ellis Knudson	4	17	55	36	19	1.1	2	20	4.8
Morgan Mahalak	2	12	40	22	18	1.5	0	12	9.0
Emmanuel Holder	4	1	10	0	10	10.0	0	10	2.5
Grayson Boyce	2	3	9	0	9	3.0	0	5	4.5
TEAM	3	4	0	11	-11	-2.8	0	0	-3.7
Total	4	160	720	99	621	3.9	10	46	155.2
Opponents	4	162	776	98	678	4.2	8	27	169.5

Passing	g	effic	comp	att	in	pct	yds	td	lg	avg/g
Ellis Knudson	4	117.28	37	81	3	45.7	644	3	94	161.0
Morgan Mahalak	2	89.59	20	41	1	48.8	223	0	56	111.5
Total	4	107.97	57	122	4	46.7	867	3	94	216.8
Opponents	4	164.05	67	105	3	63.8	853	12	60	213.2

Receiving	g	no.	yds	avg	td	lg	avg/g
Christian Summers	4	20	395	19.8	2	94	98.8
Andre Dessenberg	4	15	248	16.5	0	46	62.0
Sam Gallahan	4	7	90	12.9	1	19	22.5
Romeo Harris	4	6	53	8.8	0	25	13.2
Tanner Vallely	4	3	31	10.3	0	16	7.8
Emmanuel Holder	4	2	16	8.0	0	12	4.0
Darius Victor	4	2	3	1.5	0	5	0.8
Shane Simpson	4	1	20	20.0	0	20	5.0
Morgan Scroggins	4	1	11	11.0	0	11	2.8
Total	4	57	867	15.2	3	94	216.8
Opponents	4	67	853	12.7	12	60	213.2

Punt Returns	no.	yds	avg	td	lg
Shane Simpson	4	28	7.0	0	12
Total	4	28	7.0	0	12
Opponents	10	94	9.4	0	35

Interceptions	no.	yds	avg	td	lg
Justice Pettus-Dixo	2	23	11.5	0	22
Keon Paye	1	0	0.0	0	0
Total	3	23	7.7	0	22
Opponents	4	149	37.2	1	100

Kick Returns	no.	yds	avg	td	lg
Shane Simpson	16	417	26.1	0	61
Lyrics Klugh	3	68	22.7	0	25
Andre Dessenberg	1	11	11.0	0	11
Keon Paye	1	14	14.0	0	14
Total	21	510	24.3	0	61
Opponents	16	280	17.5	0	52

Fumble Returns	no.	yds	avg	td	lg
Total	0	0	0.0	0	0
Opponents	4	102	25.5	1	89

2016 INDIVIDUAL STATS

2016 Towson Tigers Football
Towson Overall Individual Statistics (as of Sep 17, 2016)
All games

Scoring	td	fg	PAT				dx	saf	pts
			kick	rush	rcv	pass			
Darius Victor	7	-	-	-	-	-	-	-	42
Aidan O'Neill	-	4-5	12-12	-	-	-	-	-	24
Ellis Knudson	2	-	-	1-1	-	-	-	-	14
Christian Summers	2	-	-	-	-	-	-	-	12
Sam Gallahan	1	-	-	-	-	-	-	-	6
Shane Simpson	1	-	-	-	-	-	-	-	6
Total	13	4-5	12-12	1-1	-	-	-	-	104
Opponents	22	1-3	20-21	-	-	0-1	-	-	155

Total Offense	g	plays	rush	pass	total	avg/g
Ellis Knudson	4	98	19	644	663	165.8
Darius Victor	4	82	354	0	354	88.5
Morgan Mahalak	2	53	18	223	241	120.5
Shane Simpson	4	32	153	0	153	38.2
Deshaun Wethingt	4	9	69	0	69	17.2
Emmanuel Holder	4	1	10	0	10	2.5
Grayson Boyce	2	3	9	0	9	4.5
TEAM	3	4	-11	0	-11	-3.7
Total	4	282	621	867	1488	372.0
Opponents	4	267	678	853	1531	382.8

Field Goals	fg	pct.	01-19	20-29	30-39	40-49	50-99	lg	blk
Aidan O'Neill	4-5	80.0	0-0	3-3	1-1	0-0	0-1	33	0

FG Sequence	Towson	Opponents
USF	(29),(33)	-
Saint Francis	(28),(29),52	30
Villanova	-	-
Richmond	-	(44),48

Numbers in (parentheses) indicate field goal was made.

Punting	no.	yds	avg	lg	tb	fc	i20	50+	blk
Jake Ryder	19	896	47.2	68	1	1	8	9	0
TEAM	1	-14	-14.	0	0	0	0	0	1
Total	20	882	44.1	68	1	1	8	9	1
Opponents	17	666	39.2	48	1	6	6	0	0

Kickoffs	no.	yds	avg	tb	ob	retn	net	ydln
Dane Borges	8	402	50.2	2	0			
Aidan O'Neill	5	223	44.6	0	0			
Pat Toomey	5	283	56.6	0	0			
Total	18	908	50.4	2	0	17.5	32.1	32
Opponents	27	149	55.2	1	0	24.3	35.4	29

2016 INDIVIDUAL STATS

2016 Towson Tigers Football
Towson Overall Individual Statistics (as of Sep 17, 2016)
All games

All Purpose	g	rush	rcv	pr	kr	ir	total	avg/g
Shane Simps	4	153	20	28	417	0	618	154.5
Christian Su	4	0	395	0	0	0	395	98.8
Darius Victor	4	354	3	0	0	0	357	89.2
Andre Desse	4	0	248	0	11	0	259	64.8
Sam Gallaha	4	0	90	0	0	0	90	22.5
Deshaun Wet	4	69	0	0	0	0	69	17.2
Lyrics Klugh	3	0	0	0	68	0	68	22.7
Romeo Harris	4	0	53	0	0	0	53	13.2
Tanner Vallel	4	0	31	0	0	0	31	7.8
Emmanuel H	4	10	16	0	0	0	26	6.5
Justice Pettu	4	0	0	0	0	23	23	5.8
Ellis Knudson	4	19	0	0	0	0	19	4.8
Morgan Maha	2	18	0	0	0	0	18	9.0
Keon Paye	4	0	0	0	14	0	14	3.5
Morgan Scro	4	0	11	0	0	0	11	2.8
Grayson Boy	2	9	0	0	0	0	9	4.5
TEAM	3	-11	0	0	0	0	-11	-3.7
Total	4	621	867	28	510	23	2049	512.2
Opponents	4	678	853	94	280	149	2054	513.5

2016 DEFENSIVE STATS

2016 Towson Tigers Football
Towson Overall Defensive Statistics (as of Sep 17, 2016)
All games

#	Defensive Leaders	gp	Tackles			tfl/yds	Sacks no-yds	Pass defense			Fumbles		blkd	
			ua	a	tot			int-yds	brup	qbh	rcv-yds	ff	kick	saf
38	Chris Tedder	4	14	19	33	2.0-4	.	.	1
56	Diondre Wallace	4	24	9	33	2.0-10	1.0-7	1	.	.
41	Jordan Mynatt	4	15	10	25	2.0-7	1.0-6	.	.	.	1-0	.	.	.
8	Monty Fenner	4	19	5	24	.	.	.	5	.	.	2	.	.
22	Bryton Barr	4	12	9	21	3.0-13	2.0-10	1	.	.
51	D'Sean Cummings	4	8	13	21	0.5-1	1	.
6	Troy Jeter	4	8	6	14	1.0-1
52	Malik Jackson	3	6	5	11
21	Jordan Floyd	4	8	2	10
12	Keon Paye	4	9	.	9	.	.	1-0	.	.	.	1	.	.
90	Zain Harps Upshur	4	3	5	8	1-0	.	.	.
73	Clifton Jones	4	5	2	7	1.5-4	.	.	2	1
17	Justice Pettus-Dixon	4	7	.	7	.	.	2-23
11	Antwaine Carter	3	4	3	7	1.0-2	.	.	1
58	Eric Handy	4	1	3	4	1.0-10	1.0-10
50	Robert Heyward	4	3	1	4	2.0-5
99	Kanyia Anderson	4	4	.	4	2.0-16	2.0-16
26	Lyrics Klugh	3	4	.	4	1.0-10	.	.	1
93	Max Tejada	3	2	1	3
43	James Scott	4	2	.	2
31	Malik Tyne	4	1	1	2
46	Jordan Waite	3	2	.	2
98	Will Hayes	4	.	1	1
92	Niquekko Cook	2	1	.	1
16	Pat Toomey	4	1	.	1
63	Reece Burnett	4	.	1	1
35	Dominique Williams	2	1	.	1
68	Matt Kauffman	4	1	.	1
91	Jake Ryder	4	1	.	1
19	Juleon Killikelly-Le	4	1	.	1
Total		4	167	96	263	19-83	7-49	3-23	10	1	2-0	5	1	.
Opponents		4	160	122	282	24-85	7-48	4-149	15	1	5-102	6	1	.