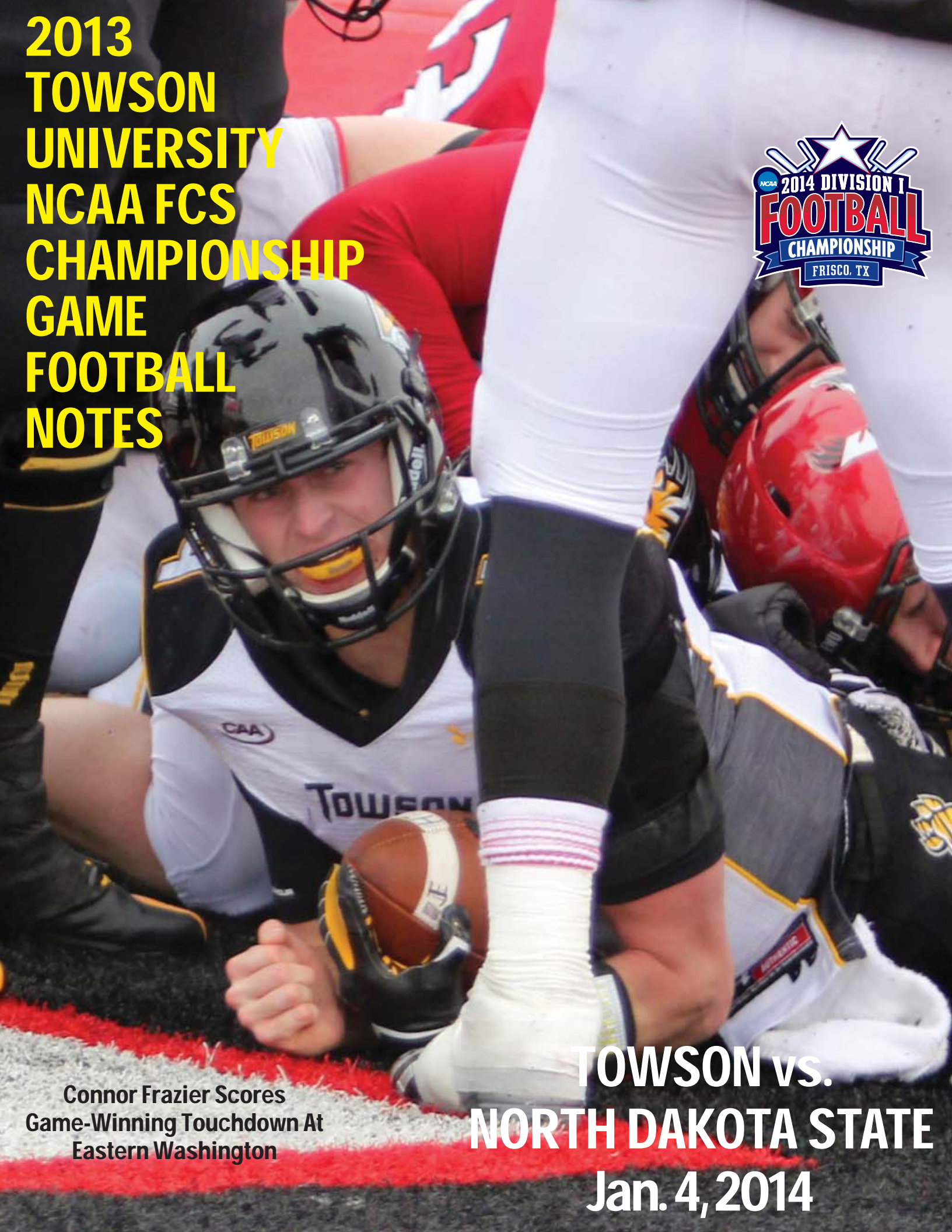


**2013
TOWSON
UNIVERSITY
NCAA FCS
CHAMPIONSHIP
GAME
FOOTBALL
NOTES**



Connor Frazier Scores
Game-Winning Touchdown At
Eastern Washington

**TOWSON vs.
NORTH DAKOTA STATE
Jan. 4, 2014**

2013 TOWSON UNIVERSITY ROSTER

No.	Player	Pos.	Cl.	Ht.	Wt.	High School/Hometown	Major	No.	Player	Pos.	Cl.	Hgt.	Wgt.	High School/Hometown	Major
7	Peter Athens	QB	Sr.	6-1	220	Huntingtown H.S./Huntingtown, Md.	SPMGT	7	Jordan Love	CB	Sr.	6-1	180	Deep Run H.S./Washington, D.C.	MCO
37	Alfonso Augustine	DB	Fr.	6-0	170	George Washington H.S./Wyncote, Pa.	UND	86	Brian Matthews	WR	Fr.	6-2	175	Perryville H.S./Perryville, Md.	UND
22	Bryton Barr	LB	So.	6-0	220	Mechanicsburg Area H.S./Camp Hill, Pa.	UND	14	Ryan Mays	CB	Sr.	5-9	160	Franklin H.S./Reisterstown, Md.	SPMG
34	Brandan Berney	FB	Fr.-R	6-0	220	Gov. Thomas Johnson HS/Frederick, Md.	UND	17D	Joe McCargo	LB	So.	6-0	200	Old Mill H.S./Severn, Md.	ECON
92	Tre' Bowens	DT	Fr.	6-4	230	Maret School/Bowie, Md.	UND	35	Tevin McCleave	DB	So.	5-11	198	Colonial Forge H.S./Washington, D.C.	UND
110	Joe Brennan	QB	Jr.	6-3	215	Camden Catholic HS/Audubon, N.J.	FIN	87	Sean Mooney	TE	So.	6-6	230	Malvern Prep/Chester Springs, Pa.	UND
25	Navassa Brown	RB	So.	5-9	175	Franklin H.S./Reisterstown, Md.	PMGT	41	Jordan Mynatt	DB	Fr.-R	6-2	195	Wilde Lake H.S./Columbia, Md.	MCO
77	Amos Campbell	OT	Fr.	6-2	272	Montclair H.S./Montclair, N.J.	UND	81	Devon Nikolis	WR	Fr.	6-1	190	Eastern Regional H.S./Voorhees, N.J.	BUAD
12D	Christian Carpenter	DB	So.	6-2	185	Aberdeen H.S./Aberdeen, Md.	UND	84	James Oboh	TE	Sr.	6-4	230	Sherwood H.S./Olney, Md.	ECON
26	Brian Charles	DB	Fr.	5-11	175	DeMatha H.S./Riverdale, Md.	UND	39	Fred Overstreet	LB	Jr.	6-1	220	Thomas Jefferson H.S./Tampa, Fla.	CRJU
54	Drew Cheripko	DE	Jr.	6-5	252	Northwest H.S./Darnestown, Md.	CRJU	21	Sterlin Phifer	RB	Sr.	5-11	215	Landstown H.S./Virginia Beach, Va.	CRJU
13	Telvion Clark	LB	Sr.	6-1	230	Granby H.S./Norfolk, Va.	ECON	71	Eric Pike	OT	Sr.	6-5	298	DuVal H.S./Landover, Md.	SOCI
66	Gavin Class	OG	Jr.	6-4	295	St. Paul's School/Monkton, Md.	ACSCI	75	Derek Pittman	OT	So.	6-5	305	St. Vincent Pallotti H.S./Lanham, Md.	HIST
94	Tungie Coker	DT	So.	6-2	255	Largo H.S./Forestville, Md.	CRJU	80	Willie Ponder	WR	Fr.-R	5-11	195	Western Branch H.S./Portsmouth, Va.	UND
51	D'Sean Cummings	DE	Fr.	6-5	215	Frederick Douglass H.S./Clinton, Md.	UND	42	Sidney Ruffin	RB	Fr.	6-0	192	Moorestown H.S./Moorestown, N.J.	UND
120	Heath Dahlgren	QB	Fr.	6-1	205	Gov. Thomas Johnson/Frederick, Md.	UND	91	Jake Ryder	P-PK	Fr.	6-0	175	Sherwood H.S./Olney, Md.	KIN
70	Anthony Davis	OG-OC	Sr.	6-3	310	Clover Hill H.S./Richmond, Va.	COST	74	Fred Santarelli	OT	Fr.-R	6-6	295	The Hill School/Philadelphia, Pa.	UND
38	Riley Davis	LB	Fr.-R	6-0	220	River Hill H.S./Highland, Md.	UND	79	Jake Schunke	OT	So.	6-5	300	Wayne Hills H.S./Wayne, N.J.	SPMGT
56	Ryan Delaire	DE	Jr.	6-4	245	Windsor H.S./Windsor, Conn.	BUS	44	Eric Schuster	LB	Sr.	6-1	210	Reservoir H.S./Laurel, Md.	BUAD
33	Vince DePaola	RB	So.	5-11	205	Hereford H.S./Sparks, Md.	UND	6	Ariane Scott	WR	So.	6-2	170	Nova H.S./Lauderhill, Fla.	CRJU
99	Jon Desir	DT	So.	6-5	315	St. Anthony's H.S./Westbury, N.Y.	CRJU	60	Doug Shaw	OC	Sr.	6-1	265	Loyola Blakefield H.S./Woodbine, Md.	CRJU
18	Andre Dessenberg	WR	Fr.	6-2	185	Ocean Lakes H.S./Virginia Beach, Va.	UND	97	Grayson Shelly	P-PK	Fr.	6-3	175	Deep Run H.S./Glen Allen, Va.	UND
30	Isaiah Diaz-Mays	ATH	Fr.	6-3	190	Union City H.S./Union City, N.J.	UND	53	James Simms	LB	Fr.	6-3	200	Reservoir H.S./Laurel, Md.	UND
40	Alexander DiSanzo	LB	Sr.	6-3	240	Don Bosco Prep/Fair Lawn, N.J.	COST	24	Tye Smith	CB	Jr.	6-1	180	Wakefield H.S./Raleigh, N.C.	SPMGT
29	Brian Dowling	WR	Jr.	5-10	190	Wayne Hills H.S./Wayne, N.J.	BUS	90	D.J. Soven	P-PK	Sr.	5-8	180	Cypress Bay H.S./Weston, Fla.	BUAD
23	Walt Dunston	LB	So.	6-0	195	West Windsor Plainsboro/West Windsor, N.J.	BUS	20	DeAngelo Stephenson	DB	Fr.	5-11	170	Bish. England H.S./Daniel Island, S.C.	UND
16	Ryan Egolf	QB	Fr.-R	6-0	212	Bish. Shanahan H.S./Phoenixville, Pa.	SPMGT	65	Brady Stup	OC	Fr.-R	6-5	280	Tuscarora H.S./Frederick, Md.	EXSCI
43	Drew Evangelista	PK-P	Gr.	5-10	185	Cedar Grove H.S./Cedar Grove, N.J.	SPMGT	69	Shayne Sullivan	OT	Fr.-R	6-6	285	Arch. Spalding H.S./Crofton, Md.	CRJU
61	Sam Evans	OG	Fr.	6-2	270	Loyola Blakefield H.S./Fallston, Md.	UND	93	Max Tejada	DT	Fr.-R	6-2	305	The Bolles School/Orange Park, Fla.	UND
96	Arnold Farmer	DT.	Sr.	6-1	330	Baltimore Poly H.S./Baltimore, Md.	ACCT	89	Tanner Vallely	TE	Fr.-R	6-6	250	Seneca Valley H.S./Germantown, Md.	UND
76	Shawn Flaherty	OG	Fr.	6-2	270	St. Joseph's Reg. H.S./Oakland, N.J.	UND	83	Daniel Vaughan	TE	Jr.	6-0	235	Oscar F. Smith H.S./Chesapeake, Va.	LAC
47	Will Fleming	TE	Gr.	6-4	245	Arch. Hoban H.S./Oviedo, Fla.	PRST	27	Darius Victor	RB	Fr.	5-8	218	Northwestern H.S./Hyattsville, Md.	UND
4	Connor Frazier	QB	So.	6-0	200	Damascus H.S./Gaitersburg, Md.	FIN	45	Zack Vogeley	LB	Fr.	6-1	220	Middle Twp./Cape May Court House, N.J.	UND
11D	Monte Gaddis	LB	Sr.	6-0	230	Central Catholic/Cleveland, Ohio	PSY	28	Terrance West	RB	Jr.	5-11	223	Northwestern H.S./Baltimore, Md.	SPMGT
55	Brendon Gannon	DT	Jr.	6-3	265	Card. Gibbons/Halethorpe, Md.	MCO	98	Amir Whittaker	DE	So.	6-4	230	Pope John Paul H.S./Baltimore, Md.	EXSCI
31	Jalil Gordon	DB	So.	5-11	185	Carroll H.S./South Lake, Texas	SPMG	10	Spencer Wilkins	WR	Jr.	6-0	185	Mount Hebron H.S./Ellicott City, Md.	SOC
50	Greg Grant	DE	So.	6-2	225	Sherwood H.S./Olney, Md.	MCO								
58	Eric Handy	LB	Fr.	6-0	230	Wilde Lake H.S./Columbia, Md.	UND								
85	James Harrell	WR	Fr.	5-10	160	McDonough H.S./Waldorf, Md.	UND								
72	Antonio Harris	OG	Fr.	6-4	300	Wise H.S./Upper Marlboro, Md.	UND								
62	Randall Harris	OT	Sr.	6-4	280	DuVal H.S./Lanham, Md.	CRJU								
49	Emmanuel Holder	FB	So.	5-11	255	Calvert Hall H.S./Baltimore, Md.	SPMG								
82	Syd Holt	DE	Fr.-R	6-4	210	Sayreville War Mem./So. Amboy, N.J.	UND								
52	Malik Jackson	LB	Fr.	5-11	210	Franklin H.S./Reisterstown, Md.	UND								
95	Stefan Janik	TE	So.	6-4	260	Calvert Hall H.S./Sparks, Md.	CRJU								
57	Charles Johnson	OG	Sr.	6-2	295	Baltimore Poly H.S./Baltimore, Md.	COSCI								
48	Dreon Johnson	FB	So.	6-0	245	Mayde Creek H.S./Houston, Texas	UND								
59	Malik Johnson	DT	Fr.-R	6-1	295	Arch. Spalding H.S./Glen Burnie, Md.	UND								
73	Clifton Jones	DT	Fr.	6-1	260	Tallwood H.S./Virginia Beach, Va.	MCO								
32	Trea Jones	RB	Jr.	5-10	210	Wake Forest Roseville/Wake Forest, NC	COST								
2	Derrick Joseph	WR-KR	Jr.	5-8	155	McDonough H.S./Waldorf, Md.	INTE								
19	Juleon Killikelly-Lee	CB	Fr.-R	5-10	170	Woodlawn H.S./Gwynn Oak, Md.	UND								
9	Leon Kinnard	WR	Sr.	5-10	185	Loyola Blakefield H.S./Towson, Md.	MCO								
37	Justin Kulscar	WR	Fr.	6-2	175	Bergen Catholic H.S./New Milford, N.J.	UND								
15	Donnell Lewis	CB	So.	5-10	160	Woodside H.S./Virginia Beach, Va.	UND								
170	Price Litton	QB	So.	6-3	225	Providence Day School/Matthews, N.C.	MCO								

Towson University Coaching Staff

Head Coach:	Rob Ambrose (Towson, '93) - 5th season
Defensive Coordinator:	Matt Hachmann (St. Thomas '93) - 5th season
Offensive Coordinator:	Jared Ambrose (Shepherd, '07) - 5th season
Offensive Line Coach:	John Donatelli (Frostburg, '88) - 18th season
Running Backs Coach:	Reno Ferri (West Point, '00) - 3rd season
Wide Receivers Coach:	Dassin Blackwell (Towson, '98) - 4th season
Safeties/Sp. Teams Coach:	Joe Tricario (Cortland, '83) - 1st season
Cornerbacks Coach:	Derrick Johnson (No. Carolina, '03) - 6th season
Defensive Line Coach:	Konstantinos Kosmakos (Towson, '07) - 6th season
O. Linebackers Coach:	Jon Schwartz (Shepherd, '11) - 2nd season
Tight Ends Coach:	Tyler Bowen (Maryland, '11) - 1st season
Strength Coach:	Jeremy Pick (Greenville, '92) - 5th season
Dir. of Operations:	Jon Dahlquist (Connecticut, '03) - 5th season
Equip. Manager:	Mike McIntosh (Towson, '09) - 4th season
Dir. of Sports Medicine:	Nathan Wilder (Waynesburg, '96) - 3rd season
Captains:	Bryton Barr, Anthony Davis, Monte Gaddis, Eric Pike, Doug Shaw

TOWSON PRONUNCIATION GUIDE

TOWSON -	TOW (as in cow) - SON - (as in son of a gun)	48 - DREON JOHNSON	Dray - on
54 - CHERIPKO	Shur - ip - KOE	32 - TREA JONES	TRAY
13 - TELVION CLARK	TELL - vin	19 - KILLIKELLY-LEE	KILLEE - Kellie - Lee
94 - TUNGIE COKER	TOON - jee	9 - KINNARD	Kin - ARD
56 - DELAIRE	Duh - LARE	84 - OBOH	OH - boe
33 - DePAOLA	Duh - PAUL - oh	21 - PHIFER	FIFE - err
99 - DESIR	Duh - ZEER	91 - RYDER	RIDE - err
11 - MONTE GADDIS	Mon - TAY GADD - iss	79 - SCHUNKE	Shun - KEE
95 - JANIK	JANN - ick	90 - SOVEN	SO - vin



2013 Towson University NCAA FCS Championship Game Notes

2013 Towson Schedule

Aug. 29	at Connecticut (ESPN3)	W, 33-18
Sept. 7	at Holy Cross	W, 49-7
Sept. 14	DELAWARE STATE	W, 49-7
Sept. 21	at North Carolina Central	W, 35-17
Sept. 28	at Stony Brook *	W, 35-21
Oct. 5	NEW HAMPSHIRE * (CSN-MA)	W, 44-28
Oct. 12	VILLANOVA * (NBCSN)	L, 35-45
Oct. 19	at Albany *	W, 44-17
Oct. 26	at Richmond * (CSN-MA)	W, 48-32
Nov. 2	DELAWARE *	L, 31-32
Nov. 16	at William & Mary *	W, 15-9
Nov. 23	JAMES MADISON * (NBCSN)	W, 28-17
Dec. 7	# FORDHAM (ESPN3)	W, 48-28
Dec. 13	# at Eastern Illinois (ESPN2)	W, 49-39
Dec. 21	# at Eastern Washington (ESPN)	W, 35-31
Jan. 4	# North Dakota State (ESPN2)	2:00 pm

All games broadcast on www.TowsonTigers.com.

Home games at Unitas Stadium in **BOLD CAPS**

HC - Homecoming

* - Colonial Athletic Association game

- NCAA FCS Playoffs

2013 CAA Standings

	CAA	Overall
Maine * (NCAA)	7-1	10-3
Towson (NCAA)	6-2	13-2
New Hampshire (NCAA)	6-2	10-5
Villanova	5-3	6-5
William & Mary	4-4	7-5
Delaware	4-4	7-5
Richmond	4-4	6-6
James Madison	3-5	6-6
Stony Brook	3-5	5-6
Rhode Island	2-6	3-9
Albany	0-8	1-11

* CAA Champions

(NCAA) NCAA Playoff teams

Today's Game

Television: ESPN2 - **Anish Shroff** and **Kelly Stouffer** will call the action

Radio: www.TowsonTigers.com - **Spiro Morekas** and **Ron Meehan** call the action for Saturday's game while **Damon Lewis** is the host of the pre-game show.

Post-Game Interviews: All post-game interviews will be held in the area designated by Toyota Stadium personnel. As per NCAA rules, players and coaches from the losing team will be brought to the interview room after a 10-minute cooling off period.

Players and coaches from the winning team will follow.

Tiger Athletics Media Relations

Director/Football Contact	Dan O'Connell
Phone.....	410-704-3102
Cell Phone.....	410-382-4986
E-Mail.....	doconnell@towson.edu
Associate Director	Dustin Semonavick
Assistant Director	Megan Bradshaw
Assistant Director	Megan O'Brien
Intern	Kevin Hess
SID Emeritus	Peter Schlehr
Media Relations Fax	410-704-3861



No. 5 Towson (13-2)
vs. No. 1 North Dakota State (14-0)
Saturday, Jan. 4 - 2:00 p.m. (EST)
Toyota Stadium, Frisco, Texas

TIGERS MAKING FIRST APPEARANCE IN NCAA FCS CHAMPIONSHIP GAME: After posting three consecutive post-season wins over No. 9 Fordham, No. 2 Eastern Illinois and No. 3 Eastern Washington, the Tigers have advanced to the NCAA FCS championship game for the first time.

By reaching the FCS championship game, Towson is the first school to play for an NCAA championship at the Division III level and the FCS level ... Towson is the only NCAA school to qualify for the NCAA playoffs at the Division III, Division II and FCS levels.

The Tigers played for the NCAA Division III championship in 1976 when they reached the Stagg Bowl ... After beating C.W. Post and St. Lawrence in the quarter-finals and the semi-finals, the Tigers lost to St. John's (Minn.) in the championship game, 31-28.

In 1983, 1984 and 1986, the Tigers went to the Division II playoffs three times, reaching the semi-finals in 1984.

Towson has an all-time NCAA post-season record of 6-5 ... The Tigers were 2-1 as a Division III program and had a 1-3 mark in Division II ... The Tigers have a 3-1 record in NCAA FCS playoff games.

CAA TEAMS IN NCAA FCS CHAMPIONSHIP GAME: By reaching the NCAA FCS championship game, Towson became the sixth different Colonial Athletic Association team to play for the NCAA FCS championship ... The Tigers join Massachusetts, Delaware, James Madison, Villanova and Richmond as CAA teams to reach the finals

... CAA teams have a 5-5 record in the NCAA FCS championship game ... However, four different CAA teams have won the NCAA FCS championship since 2003 ... Towson was one of three CAA teams that qualified for the NCAA FCS playoffs this year ... Maine and New Hampshire also qualified for the playoffs.

Delaware won the title in 2003 and James Madison captured the 2004 championship ... Richmond won the 2008 championship and Villanova was the 2009 champion.

Of the other CAA schools, Delaware has reached the finals four times while former CAA member Massachusetts played for the title three times.

ROAD WARRIORS:

When the Tigers beat Eastern Washington, they improved their road record to 9-0 ... Towson has the best road record of any NCAA program ... Northern Illinois was 7-0 on the road.

During their nine road games this season, the Tigers have traveled 10,892 miles already.

Dating back to last year, the Tigers have won 12 consecutive road games ... The last road loss came on Oct. 6, 2012 at James Madison when JMU pulled out a 13-10 victory.

TIGERS IN NCAA PLAYOFFS

NCAA FCS Playoffs

2013 Towson 35, Eastern Washington 31..	(A)
2013 Towson 49, Eastern Illinois	(A)
2013 Towson 48, Fordham 28	(H)
2011 Lehigh 40, Towson 38	(H)

NCAA Division II Playoffs

1986 Central State (Ohio) 31, Towson 0....	(A)
1984 Troy State 45, Towson 3.....	(A)
1984 Towson 31, Norfolk State 21	(A)
1983 North Dakota State 24, Towson 17 ...	(A)

NCAA Division III Playoffs

1976 St. John's (Minn.) 31, Towson 28	(N)
1976 Towson 38, St. Lawrence 36	(H)
1976 Towson 14, C.W. Post 10	(A)

* Stagg Bowl (Division III Championship Game)

CAA TEAMS IN FCS CHAMPIONSHIP GAME

Season	Champion	Runner-Up	Score
2010	Eastern Washington	DELAWARE	20-19
2009	VILLANOVA	Montana	23-21
2008	RICHMOND	Montana	24-7
2007	Appalachian State	DELAWARE	49-21
2006	Appalachian State	MASSACHUSETTS	28-17
2004	JAMES MADISON	Montana	31-21
2003	DELAWARE	Colgate	40-0
1998	MASSACHUSETTS	Georgia Southern	55-43
1982	Eastern Kentucky	DELAWARE	17-14
1978	Florida A&M	MASSACHUSETTS	35-28

CAA teams listed in capital letters.

TIGERS' ROAD WINNING STREAK

Oct. 27, 2012	at Villanova	W, 49-35
Nov. 4, 2012	at Delaware	W, 34-27 (ot)
Nov. 18, 2012	at New Hampshire	W, 64-35
Aug. 29, 2013	at Connecticut.....	W, 33-18
Sept. 7, 2013	at Holy Cross	W, 49-7
Sept. 21, 2013	at North Carolina Central.....	W, 35-17
Sept. 28, 2013	at Stony Brook	W, 35-21
Oct. 19, 2013	at Albany	W, 44-17
Oct. 26, 2013	at Richmond	W, 48-32
Nov. 16, 2013	at William & Mary	W, 15-9
Dec. 13, 2013	at Eastern Illinois (NCAA).....	W, 49-39
Dec. 21, 2013	at Eastern Washington (NCAA)	W, 35-31



TIGER FOOTBALL

... The Last Time



TIGERS PLAYED AN OVERTIME GAME:

Nov. 3, 2012 - Tigers 34, Delaware 27 - 1 OT ... The Tigers have played eight overtime games since 1996 and are 6-2 ... The longest game was their 5-OT game against Coastal Carolina in 2010 ... The Tigers had played 86 games between overtime contests when they beat Coastal, 47-45.

TIGERS WERE SHUT OUT:

Nov. 6, 2010 - Delaware 48, Towson 0

TIGERS SHUT OUT OPPONENT:

Sept. 10, 2005 - Towson 70, Lock Haven 0

TIGER RETURNED KICKOFF FOR TOUCHDOWN:

Oct. 12, 2013 - Derrick Joseph - 90 yds. vs. Villanova ... There have been 9 kickoff returns for TD's in school history (Maurice Sydnor 2, David Meggett 2, Derrick Joseph 4, Mike Barth)

OPPONENTS RETURNED KICKOFF FOR TOUCHDOWN:

Aug. 30, 2012 - Dri Archer, Kent State, 98-yd. kickoff return

TIGER RETURNED PUNT FOR TOUCHDOWN:

Sept. 26, 1998 - Dennis Cliggett - 71 yds. vs. Fordham ... There have been 12 punt returns for TD's - 3 by Gary Gist in 1970 and 1971

OPPONENTS RETURNED PUNT FOR TOUCHDOWN:

Nov. 23, 2013 - Dae'Quan Scott, James Madison - 46 yds.

TIGER HAD INTERCEPTION RETURN FOR TD:

Oct. 26, 2013 - Christian Carpenter - 34 yds. at Richmond

OPPONENTS INTERCEPTION RETURN FOR TD:

Oct. 13, 2012 - Troy Eastman, Maine - 92 yds.

TIGER HAD BLOCKED PUNT RETURN FOR TD:

Nov. 5, 2005 - Josh Corle - 28 yds. vs. Villanova

TIGER HAD FUMBLE RETURN FOR TD:

Oct. 26, 2013 - Telvion Clark, vs. Richmond - 32 yds.

OPPONENT HAD FUMBLE RETURN FOR TD:

Nov. 21, 2009 - Arthur Moats, James Madison - 68 yards

TIGER BLOCKED A PUNT:

Oct. 12, 2013 - Arione Scott vs. Villanova

OPPONENTS BLOCKED A PUNT:

Dec. 21, 2013 - Zach Wimberley, Eastern Washington

TIGER BLOCKED PAT:

Oct. 26, 2013 - Arnold Farmer, Tye Smith at Richmond

TIGER BLOCKED A FIELD GOAL ATTEMPT:

Sept. 21, 2013 - Arnold Farmer at North Carolina Central

OPPONENTS BLOCKED A FIELD GOAL ATTEMPT:

Dec. 13, 2013 - Pat Wertz, Eastern Illinois.

TIGER HAD A PAT RETURN FOR 2 POINTS:

Nov. 5, 2005 - Davon Telp vs. Villanova

OPPONENTS HAD A PAT RETURN FOR 2 POINTS:

Nov. 5, 2011 - Trevor Coston, Maine

TIGERS RECORDED A SAFETY:

Nov. 20, 2010 - at New Hampshire (Frank Beltre, Kyle Polk tackled Sean Jellison in end zone)

OPPONENTS RECORDED A SAFETY:

Dec. 3, 2011 - Lehigh (Tom Bianchi sack in end zone)

TIGER INTERCEPTED 3 PASSES IN A GAME:

Sept. 11, 2004 - Allante Harrison at Delaware

OPPONENT INTERCEPTED 3 PASSES IN A GAME:

Oct. 19, 1985 - David Meggett, Morgan State

TIGER RUSHED FOR OVER 300 YARDS:

Dec. 13, 2013 - Terrance West, 354 yds. (39 carries) at E. Illinois

OPPONENT RUSHED FOR OVER 300 YARDS:

Aug. 30, 2008 - Shun White, Navy - 348 yds. (19 carries) - school record

TIGER RUSHED FOR OVER 200 YARDS:

Nov. 2, 2013 - Terrance West - 206 yds. (29 carries) vs. Delaware

OPPONENT RUSHED FOR OVER 200 YARDS:

Oct. 24, 2009 - John Griffin, Northeastern - 200 yds. (29 carries)

TIGER RUSHED FOR OVER 100 YARDS:

Dec. 21, 2013 - Terrance West - 115 yds. (27 carries) at Eastern Washington

OPPONENT RUSHED FOR OVER 100 YARDS:

Dec. 7, 2013 - Taylor Duncan, Eastern Illinois - 100 yds. (20 carries)

TIGER PASSED FOR OVER 500 YARDS:

Oct. 30, 1999 - Joe Lee - 567 yds. (47-77-2) at Lehigh - school rec.

TIGER PASSED FOR OVER 400 YARDS:

Oct. 28, 2006 - Sean Schaefer - 435 yds. (27-37-0) vs. Delaware

OPPONENT PASSED FOR OVER 400 YARDS:

Nov. 4, 2006 - Mike Potts, William & Mary - 409 yds. (28-44-1)

TIGER PASSED FOR OVER 300 YARDS:

Dec. 7, 2013 - Peter Athens - 301 yds. (13-15-0) vs. Fordham

OPPONENT PASSED FOR OVER 300 YARDS:

Dec. 21, 2013 - Vernon Adams, Eastern Washington - 394 yds. (28-42-1)

TIGER PASSED FOR 5 TOUCHDOWNS:

Oct. 28, 2006 - Sean Schaefer - 5 at Delaware (tied school record)

TIGER PASSED FOR 4 TOUCHDOWNS:

Nov. 10, 2012 - Grant Enders - 4 TD passes vs. Rhode Island

OPPONENT PASSED FOR 4 TOUCHDOWNS:

Oct. 20, 2012 - John Robertson, Villanova - 4 TD passes

TIGER RAN FOR 5 TOUCHDOWNS:

Nov. 20, 1993 - Tony Vinson - 5 TD's at Morgan (school record)

Sept. 14, 2013 - Terrance West - 5 TD's vs. Delaware State

Dec. 13, 2013 - Terrance West - 5 TD's at Eastern Illinois

TIGER CAUGHT 5 TOUCHDOWN PASSES:

Sept. 24, 2005 - Andrae Brown - 5 TD receptions at Northeastern (school record, CAA record)

TIGER CAUGHT 10 PASSES:

Sept. 13, 2008 - David Newsom at Richmond (10-106-0)

OPPONENT CAUGHT 10 PASSES:

Dec. 13, 2013 - Erik Lora, Eastern Illinois (18-129-1)

TIGER KICKED A 50-YARD FIELD GOAL:

Oct. 19, 2013 - Drew Evangelista - 50-yard FG at Albany

TIGER KICKED A 40-YARD FIELD GOAL:

Oct. 5, 2013 - D.J. Soven - 49-yard FG vs. New Hampshire

SCORED 30 POINTS:

Dec. 21, 2013 - Tigers 35, Eastern Washington 31

ALLOWED 30 POINTS:

Dec. 21, 2013 - Tigers 35, Eastern Washington 31

SCORED 40 POINTS:

Dec. 13, 2013 - Tigers 49, Eastern Illinois 39

ALLOWED 40 POINTS:

Oct. 12, 2013 - Villanova 45, Towson 35

SCORED 50 POINTS:

Nov. 12, 2011 - Tigers 56, New Hampshire 42

ALLOWED 50 POINTS:

Sept. 2, 2010 - Indiana 51, Tigers 17

SCORED 60 POINTS:

Nov. 17, 2012 - Tigers 64, New Hampshire 35

ALLOWED 60 POINTS:

Sept. 17, 2005 - New Hampshire 62, Tigers 17

2013 Towson University FCS Championship Game Notes

OFFENSE

WR: 2 – Derrick Joseph (5-8, 165, Jr.)	18 - Andre Dessenberg (6-2, 185, Fr.)	20 - DeAngelo Stephenson (5-11, 170, Fr.)
WR: 6 - Arione Scott (6-2, 170, So.)	4 - Connor Frazier (6-0, 200, So.)	
WR: 29 - Brian Dowling (5-10, 190, Jr.)	80 - Willie Ponder (5-11, 185, R-Fr.)	
RT: 62 – Randall Harris (6-4, 285, Sr.)	74 - Fred Santarelli (6-6, 295, Fr.-R)	75 - Derek Pittman (6-5, 305, So.)
RG: 61 - Sam Evans (6-2, 270, Fr.)	79 - Jake Schunke (6-5, 300, So.)	
OC: 60 – Doug Shaw (6-1, 265, Sr.)	70 – Anthony Davis (6-3, 300, Sr.)	65 – Brady Stup (6-5, 280, Fr.-R)
LG: 70 – Anthony Davis (6-3, 300, Sr.)	57 - Charles Johnson (6-2, 295, Sr.)	
LT: 71 – Eric Pike (6-5, 298, Sr.)	69 - Shayne Sullivan (6-6, 285, Fr.-R)	
TE: 84 - James Oboh (6-4, 235, Sr.)	87 - Sean Mooney (6-6, 230, So.)	98 - Jake Schunke (6-5, 300, So.)
FB: 49 – Emmanuel Holder (5-11, 255, So.)	48 – Dreon Johnson (6-0, 235, Fr.)	
RB: 28 - Terrance West (5-11, 220, Jr.)	27 - Darius Victor (5-8, 218, Fr.)	32 - Trea Jones (5-11, 215, Jr.)
QB: 7 – Peter Athens (6-1, 209, Sr.)	4 - Connor Frazier (6-0, 200, So.)	11 - Joe Brennan (6-3, 215, Jr.)

DEFENSE

DE: 54 - Drew Cheripko (6-5, 252, Jr.)	94 - Tungie Coker (6-2, 255, So.)	50 – Greg Grant (6-2, 225, So.)
DT: 99 – Jon Desir (6-5, 310, So.)	82 - Syd Holt (6-4, 210, Fr.-R)	94 - Tungie Coker (6-2, 255, So.)
DT: 96 – Arnold Farmer (6-1, 325, Sr.)	93 - Max Tejada (6-2, 305, Fr.-R)	59 - Malik Johnson (6-1, 295, Fr.-R)
DE: 56 – Ryan Delaire (6-4, 245, Jr.)	55 - Brendon Gannon (6-3, 265, Jr.)	94 - Tungie Coker (6-2, 255, So.)
SLB: 40 - Alexander DiSanzo (6-3, 240, Sr.)	39 - Fred Overstreet (6-1, 220, Jr.)	23 - Walter Dunston (6-0, 195, So.)
MLB: 11 – Monte Gaddis (5-11, 206, Sr.)	39 - Fred Overstreet (6-1, 220, Jr.)	
WLB: 13 - Telvion Clark (6-1, 230, Sr.)	58 - Eric Handy (6-2, 230, Fr.)	33 - Vince DePaola (5-11, 205, So.)
CB: 24 – Tye Smith (6-0, 170, Jr.)	14 - Ryan Mays (5-9, 160, Sr.)	
FS: 12 – Christian Carpenter (6-2, 185, So.)	31 - Jalil Gordon (5-11, 185, So.)	
SS: 15 - Donnell Lewis (5-10, 180, So.)	31 - Jalil Gordon (5-11, 185, So.)	
CB: 7 – Jordan Love (6-1, 180, Sr.)	15 - Donnell Lewis (5-10, 180, So.)	19 - Juleon Killikelly-Lee (5-10, 170, R-Fr.)

SPECIAL TEAMS

P: 91 – Jake Ryder (6-0, 175, Fr.)	43 – Drew Evangelista (5-10, 185, Gr.)	4 - Connor Frazier (6-0, 200, So.)
LS: 79 - Jake Schunke (6-5, 300, So.)	11/46 - Joe Brennan (6-3, 215, Jr.)	
SS: 79 - Jake Schunke (6-5, 300, So.)	11/46 - Joe Brennan (6-3, 215, Jr.)	
PK: 43 – Drew Evangelista (5-10, 185, Gr.)	90 – D.J. Soven (5-7, 160, Sr.)	
KO: 90 – D.J. Soven (5-7, 160, Sr.)	43 – Drew Evangelista (5-10, 185, Gr.)	
HDR: 4 - Connor Frazier (6-0, 200, So.)		
PR: 29 - Brian Dowling (5-10, 190, Jr.)	2 – Derrick Joseph (5-8, 155, So.)	
KOR: 2 – Derrick Joseph (5-8, 165, Jr.)	29 - Brian Dowling (5-10, 190, Jr.)	

* **Returning starters in bold**

TIGERS' GAME-BY-GAME STARTERS

OFFENSE

Opponent	WR/TE	WR/TE	LT	LG	C	RG	RT	TE/WR	WR/FB	RB	QB
at Connecticut	Wilkins	Kinnard	Pike	A. Davis	Shaw	Evans	R. Harris	Oboh	Holder	West	Athens
at Holy Cross	Joseph	Kinnard	Pike	A. Davis	Shaw	Evans	R. Harris	Oboh	Holder	West	Athens
Delaware State	Joseph	Kinnard	Pike	A. Davis	Shaw	Evans	R. Harris	Oboh	Wilkins	West	Athens
at North Carolina Cent.	Wilkins	Kinnard	Pike	A. Davis	Shaw	Evans	R. Harris	Oboh	Holder	West	Athens
at Stony Brook	Wilkins	Joseph	Pike	A. Davis	Shaw	Evans	R. Harris	Oboh	Holder	West	Athens
New Hampshire	Wilkins	Kinnard	Pike	Johnson	Shaw	Evans	R. Harris	Oboh	Holder	West	Athens
Villanova	Wilkins	Kinnard	Pike	Johnson	Shaw	Evans	R. Harris	Oboh	Holder	West	Athens
at Albany	Wilkins	Kinnard	Pike	A. Davis	Shaw	Evans	R. Harris	Oboh	Holder	West	Athens
at Richmond	Wilkins	Kinnard	Pike	A. Davis	Shaw	Evans	R. Harris	Schunke	Holder	West	Athens
Delaware	Joseph	Kinnard	Pike	A. Davis	Shaw	Schunke	R. Harris	Oboh	Holder	West	Athens
at William & Mary	Joseph	Kinnard	Pike	A. Davis	Shaw	Schunke	R. Harris	Oboh	Holder	West	Athens
James Madison	Joseph	Dowling	Pike	A. Davis	Shaw	Evans	R. Harris	Oboh	Holder	West	Athens
Fordham	Dessenberg	Dowling	Pike	A. Davis	Shaw	Evans	R. Harris	Oboh	Holder	West	Athens
at Eastern Illinois	Dessenberg	Scott	Pike	A. Davis	Shaw	Schunke	R. Harris	Oboh	Holder	West	Athens
at Eastern Washington	Dessenberg	Dowling	Pike	A. Davis	Shaw	Johnson	R. Harris	Oboh	Holder	West	Athens

DEFENSE

Opponent	DE	DT	DT	DE	SLB	MLB	WLB	CB	FS	SS	CB
at Connecticut	Coker	Farmer	Desir	Delaire	Barr	Gaddis	Clark	D. Lewis	Dunston	Bradley	T. Smith
at Holy Cross	Cheripko	Farmer	Desir	Delaire	Barr	Gaddis	Clark	D. Lewis	Dunston	Bradley	T. Smith
Delaware State	Cheripko	Farmer	Desir	Delaire	Dunston	Gaddis	Clark	Love	Carpenter	Bradley	T. Smith
at North Carolina Cent.	Cheripko	Farmer	Desir	Delaire	Dunston	Gaddis	Clark	Love	Carpenter	Bradley	T. Smith
at Stony Brook	Cheripko	Farmer	Desir	Delaire	Dunston	Gaddis	Clark	Love	Carpenter	D. Lewis	T. Smith
New Hampshire	Cheripko	Farmer	Desir	Delaire	Dunston	Gaddis	Clark	Love	Carpenter	Bradley	T. Smith
Villanova	Cheripko	Farmer	Desir	Delaire	Dunston	Gaddis	Clark	Love	Carpenter	D. Lewis	T. Smith
at Albany	Cheripko	Farmer	Desir	Grant	Dunston	Gaddis	Clark	Love	Carpenter	D. Lewis	T. Smith
at Richmond	Cheripko	Farmer	Desir	Delaire	Dunston	Gaddis	Clark	Love	Carpenter	D. Lewis	T. Smith
Delaware	Cheripko	Farmer	Desir	Delaire	Overstreet	Gaddis	Clark	Love	Carpenter	D. Lewis	T. Smith
at William & Mary	Cheripko	Farmer	Desir	Delaire	Overstreet	Gaddis	Clark	Love	Carpenter	D. Lewis	T. Smith
James Madison	Cheripko	Farmer	Desir	Delaire	Overstreet	Gaddis	Clark	Love	Carpenter	D. Lewis	T. Smith
Fordham	Cheripko	Farmer	Desir	Delaire	DiSanzo	Gaddis	Clark	Love	Carpenter	D. Lewis	Mays
at Eastern Illinois	Cheripko	Farmer	Desir	Delaire	DiSanzo	Gaddis	Clark	Love	Carpenter	D. Lewis	T. Smith
at Eastern Washington	Cheripko	Farmer	Desir	Delaire	DiSanzo	Gaddis	Clark	Love	Carpenter	D. Lewis	T. Smith

Coach

Rob Ambrose

2011 Eddie Robinson
National Coach of the Year

2011 CAA Coach of the Year
2011 AFCA District Coach of Year

Towson, '93 - 5th season



TIGERS' COACHING STAFF

Only the fourth head coach in Towson football history, Rob Ambrose has guided the Tigers to a remarkable turnaround. In his first two seasons, the Tigers posted a 3-19 record and went 1-15 in Colonial Athletic Association (CAA) games.

Tigers' Coaching History		
Coach	Seasons	Record
Carl Runk	1969-71	11-14-1
Phil Albert	1972-91	117-91-3
Gordy Combs	1992-2008	92-90-0
Rob Ambrose	2009-pres.	32-28-0

In the last three seasons, Towson has a 29-9 record and has won back-to-back CAA titles.

A 1993 Towson graduate, he coached his alma mater to a 9-3 record in 2011, a number nine national ranking, the CAA championship and its first appearance in

the FCS playoffs.

It was a far cry from the 1-10 record that Towson posted in 2010 and it earned Ambrose the Eddie Robinson Award as the FCS National Coach of the Year. He was also honored as the CAA Coach of the Year and the AFCA District Coach of the Year.

Ambrose Year-By-Year			
Season	W-L	CAA	Notes
2013	13-2	6-2	FCS championship game
2012	7-4	6-2	CAA co-champs
2011	9-3	7-1	CAA champions
2010	1-10	0-8	
2009	2-9	1-7	
Totals	32-28	20-20	

From 1992 to 2000, he served as a member of the Towson coaching staff. He was the Tigers' wide receivers coach from 1992 to 1996. In 1997, Coach Gordy Combs promoted him to offensive coordinator. In 2000, he earned the title of associate head coach.

Ambrose left his alma mater after the 2000 season and became the head coach at Catholic University. After one year at Catholic, he joined the staff at the University of Connecticut where he worked for Randy Edsall, now the head coach at Maryland.

Ambrose spent seven seasons on the UConn staff as the program transitioned from NCAA Division I-AA status to NCAA Division I-A (FBS). Ambrose spent four years as the quarterbacks coach and three years as the offensive coordinator.

During those seven years, he helped UConn compile a 49-36 record with the first three Bowl Game appearances in school history.

A native of Middletown, Md., Ambrose is the son of Tim Ambrose, one of the winningest high school coaches in the state of Maryland. He played for his father at Middletown High School. His younger brother, Jared, was an assistant coach at Delaware for two years and has been part of the Tigers' coaching staff for the fifth year in a row. He is the Tigers' offensive coordinator.

Ambrose was named as the Tigers' head coach on December 27, 2008.

JARED AMBROSE, Offensive Coordinator: 5th-year member of Tigers' coaching staff ... serving as Offensive Coordinator for first season ... 2007 graduate of Shepherd ... served as Tigers' Tight Ends Coach in 2009 and 2010 ... moved to Quarterbacks Coach prior to 2012 season ... spent two seasons at Delaware in 2007 and 2008.

DASSIN BLACKWELL, Wide Receivers Coach: 3rd-year member of Tigers' coaching staff ... 1998 Towson graduate ... 12th season as a college coach ... also coached at Georgetown and Hofstra.

TYLER BOWEN, Tight Ends Coach: 1st-year member of Tigers' coaching staff ... 2011 graduate of Maryland ... served as graduate assistant coach at Maryland for Coach Randy Edsall.

JOHN DONATELLI, Offensive Line Coach: Veteran member of Tigers' coaching staff ... starting 18th season as part of Tiger staff ... coached three All-CAA offensive linemen last season ... coached Jermon Bushrod, '07, an All-Pro tackle for the Chicago Bears.

RENO FERRI, Running Backs Coach: 3rd-year member of Tigers' coaching staff ... graduate of West Point who played running back for the Cadets ... spent six years as assistant coach at Akron ... helped Tigers lead CAA in rushing in first season at Towson with 229.9 yards per game.

MATT HACHMANN, Defensive Coordinator: 5th-year member of Tigers' coaching staff ... coached top defensive unit in the Colonial Athletic Association in 2012 ... came from Lafayette where he spent nine seasons ... served as linebackers coach at Lafayette ... helped Leopards win three straight Patriot League titles from 2004 to 2006 ... graduate of St. Thomas (Minn.).

DERRICK JOHNSON, Cornerbacks Coach: 6th-year member of Tigers' coaching staff ... 2004 graduate of North Carolina ... three-year starter for the Tar Heels at cornerback ... coached at McDaniel College for one year.

KONSTANTINOS KOSMAKOS, Defensive Line Coach: 6th-year member of Tigers' coaching staff ... 2006 graduate of Towson ... four-year starter on the offensive line for the Tigers ... first-year coach of the defensive linemen.

JON SCHWARTZ, Outside Linebackers Coach: 1st-year member of Tigers' coaching staff ... 2011 graduate of Shepherd ... native of Annapolis ... spent last season as Towson's Quality Control Coach.

JOE TRICARIO, Safeties/Special Teams Coach: 1st-year member of Tigers' coaching staff ... starting 25th season as a college football coach ... has coached at Massachusetts, Stony Brook, Fordham, Lafayette, Pennsylvania, Union and Albany.

JON DAHLQUIST, Director of Football Operations: 5th-year member of staff ... graduate of Connecticut who met Coach Rob Ambrose when both were members of the UConn staff ... came to Towson as Tigers' first director of football operations when Coach Ambrose was hired.

ROB AMBROSE YEAR-BY-YEAR RESULTS

2013 (13-2, 6-2)
at Connecticut W, 33-18
at Holy Cross W, 49-7
Delaware State W, 49-7
at NC Central W, 35-17
*at Stony Brook .. W, 35-21
*New Hampshire W, 44-28
*Villanova L, 35-45
*at Albany W, 44-17
*at Richmond W, 48-32
*Delaware L, 31-32
*at William & Mary W, 15-9
*James Madison.. W, 28-17
#Fordham W, 48-28
#at Eastern Illinois... W, 49-39
#at E. Washington.... W, 35-31

2012 (7-4, 6-2)
at Kent State..... L, 21-41
*William & Mary .. W, 20-17
St. Francis, Pa. W, 46-17
at Louisiana State L, 22-38
*at James Madison L, 10-13
*Maine W, 24-19
*Old Dominion L, 20-31
*at Villanova W, 49-35
*at Delaware. W, 34-27 (ot)
*Rhode Island W, 41-10
*at New Hampshire... W, 64-35

2011 (9-3, 7-1)
Morgan State..... W, 42-3
*Villanova W, 31-10
Colgate W, 42-17
at Maryland..... L, 3-28
*Richmond W, 31-28
*at Old Dominion W, 39-35
*at William & Mary W, 38-27
*Delaware L, 30-35
*at Maine W, 40-30
*New Hampshire W, 56-42
*at Rhode Island.. W, 28-13
#Lehigh L, 38-40

2010 (1-10, 0-8)
at Indiana..... L, 17-51
C. Carolina . W, 47-45 (5ot)
*at Villanova L, 7-43
at Columbia L, 10-24
*Massachusetts ... L, 14-27
*James Madison... L, 13-17
*at Richmond L, 6-28
*Rhode Island..... L, 20-30
*at Delaware..... L, 0-48
*Maine L, 18-28
*at New Hampshire. L, 19-38

2009 (2-9, 1-7)
at Northwestern L, 14-47
Coastal Carolina.. W, 21-17
at Morgan State..... L, 9-12
*New Hampshire ... L, 7-57
*at Rhode Island.. W, 36-28
*New Hampshire ... L, 21-49
*at Northeastern ... L, 7-27
*Richmond L, 14-42
*at William & Mary.. L, 0-31
*Villanova..... L, 7-49
*at James Madison.. L, 12-43
* CAA games
FCS playoffs

LONG AND WINDING ROAD: For the Tigers, the "Road To Frisco" has been a long and winding one ... On their way to the NCAA FCS championship game, the Tigers have made two of the longest road trips in school history ... Their trip to Eastern Illinois for their quarter-final win was the ninth-longest trip ever ... The visit to Eastern Washington was the second-longest trip ever ... When the Tigers play for the national championship, it will be fourth-longest trip they've ever made ... It will also be Towson's first game in the state of Texas.

TIGERS' LONGEST TRIPS			
Year	Opponent	Miles	Result
2000	St. Mary's (Cal.)	2,846	L, 33-45
2013	* Eastern Washington	2,576	W, 35-31
1983	* North Dakota State	1,442	L, 17-24
2014	* FCS Championship	1,360	???
2012	Louisiana State	1,184	L, 22-38
2000	Drake	1,076	W, 30-23
1984	* Troy (Ala.)	916	L, 3-45
2009	Northwestern	801	L, 14-47
2013	* Eastern Illinois	740	W, 49-39
* NCAA Playoffs			

OVERCOMING INJURIES: Like most teams who have played 15 games, the Tigers have had a number of significant injuries ... In fact, 16 players have had season-ending surgeries ... Sophomore co-captain **Bryton Barr** suffered a season-ending arm injury in the second game of the season, a win at Holy Cross ... Barr was a starter at outside linebacker.

MOST SIGNIFICANT INJURIES	
Bryton Barr	So. LB
Riley Davis	R-Fr. LB
Tyler Fleming	Gr. TE
Leon Kinnard	Sr. WR
Joe McCargo	So. LB
Jordan Mynatt	So. CB
Sterlin Phifer	Sr. RB
Daniel Vaughan	Jr. TE
Tanner Valley	R-Fr. TE
Spencer Wilkins	Jr. WR

The Tigers' two most significant injuries occurred in road wins at Richmond and William & Mary ... Junior wide receiver **Spencer Wilkins** was injured in the Tigers' win at Richmond ... At William & Mary, senior wide receiver **Leon Kinnard** sustained a season-ending injury.

Both Wilkins and Kinnard were named as third team All-Colonial Athletic Association selections.

Senior running back **Sterlin Phifer** suffered a career-ending injury in the Tigers' game against Delaware ... Phifer played in the first three games and was injured against Delaware State ... He returned for two games before suffering a season-ending injury.

TIGERS ON TV: The NCAA FCS championship game will be Towson's ninth televised game of the season ... The Tigers have a 7-1 record in televised games this season.



Rob Ambrose is interviewed by Brooke Weisbrod of ESPN2 after the Tigers' win at Eastern Illinois last month.

Towson has played two games on ESPN3 (Connecticut, Fordham) and two games on NBC SportsNet (Villanova, James Madison) ... The Tigers also played two games on Comcast SportsNet (New Hampshire, Richmond) ... The Tigers' game against Eastern Illinois was shown on ESPN2 ... Towson also appeared on ESPNU when the Tigers beat Eastern Washington.

This is the most games televised games the Tigers have ever played in one season.

SEEKING A NATIONAL CHAMPIONSHIP: Towson University is seeking its first NCAA championship at the Division I level when the Tigers face North Dakota State ... This is the second appearance in an NCAA Division I championship game for the Towson Athletics program ... In 1991, the Tiger men's lacrosse team faced North Carolina in the national championship game at Syracuse ... The Tar Heels won the championship with an 18-13 victory over Towson.

Towson also reached the men's lacrosse semi-finals in 2001 ... The Tigers beat Duke and Maryland to reach the semi-finals where they lost to Princeton, 12-11.

Towson did win a College Division national championship in 1974 when the Tigers edged Cortland State, 18-17 ... Towson also won an AIAW Division II championship in gymnastics in 1968.

GRIDIRON GRADS: On the evening before the Tigers left for Eastern Washington, eight members of the football team received their degrees in a special ceremony at SECU Arena on Dec. 18.

The special ceremony was held because the Tiger players missed the University's mid-year graduation because they were on the road, playing Eastern Washington in the NCAA FCS semi-finals.

The group of eight Tigers who received their degrees included tackles **Eric Pike** and **Randall Harris**, guard **Anthony Davis** and center **Doug Shaw** ... Linebacker **Eric Schuster**, defensive tackle **Arnold Farmer**, running back **Sterlin Phifer** and cornerback **Ryan Mays** also graduated.

The eight graduates received their diplomas from University President **Maravene Loeschke** before a crowd that included friends and family members as well as their teammates ... Dr. Loeschke called the special ceremony "our gift to you for all the wonderful memories you've given us."

She also remarked that it was the shortest commencement ceremony she had ever attended.

TIGER GRADUATES		
Name	Pos.	Hometown
Anthony Davis	OG	Richmond, Va.
Arnold Farmer	DT	Baltimore, Md.
Randall Harris	OT	Landover, Md.
Ryan Mays	CB	Reisterstown, Md.
Sterlin Phifer	RB	Landstown, Va.
Eric Pike	OT	Lanham, Md.
Eric Schuster	LB	Laurel, Md.
Doug Shaw	OC	Woodbine, Md.



Tiger graduates Anthony Davis, Arnold Farmer, Randall Harris, Ryan Mays, Sterlin Phifer, Eric Pike, Eric Schuster and Doug Shaw.

TIGER ALL-AMERICANS: Junior running back **Terrance West** and senior tackle **Eric Pike** have been named as first team selections on each of the six FCS All-American teams that have been announced to date.

West and Pike were named as first team honorees on the AFCA, A.P., Walter Camp, College Sports Madness, Beyond Sports Network and The Sports Network teams.

This is the first time that Towson has had two consensus All-America first team selections in the same year.

Junior defensive end **Ryan Delaire** earned third team notice from CSM and BSN while fullback **Emmanuel Holder** and cornerback **Jordan Love** were named to the second team by The Sports Network ... Linebacker **Telvion Clark** earned third team notice from TSN and second team honors from BSN.

Senior tackle **Randall Harris** earned honorable mention All-American honors from BSN.

All eight Tiger All-Americans were named as first team All-Colonial Athletic Association selections.

TIGER ALL-AMERICANS		
Walter Camp All-America Team		
Eric Pike, OT		1st team
Terrance West, RB		1st team
AFCA All-America Team		
Eric Pike, OT		1st team
Terrance West, RB		1st team
Associated Press All-America Team		
Eric Pike, OT		1st team
Terrance West, RB		1st team
College Sports Madness All-America Team		
Eric Pike, OT		1st team
Terrance West, RB		1st team
Ryan Delaire, DE		3rd team
The Sports Network All-America Team		
Eric Pike, OT		1st team
Terrance West, RB		1st team
Emmanuel Holder, FB		2nd team
Jordan Love, CB		2nd team
Telvion Clark, LB		3rd team
Beyond Sports Network All-America Team		
Eric Pike, OT		1st team
Terrance West, RB		1st team
Emmanuel Holder, FB		2nd team
Jordan Love, CB		2nd team
Telvion Clark, LB		2nd team
Ryan Delaire, DE		3rd team
Randall Harris, OT		Hon. Mention

QUOTING ROB AMBROSE

On the number of FCS teams that beat FBS teams this season:

"I think if you take the top tier of FCS football and pair them up with BCS teams, we can compete for one game. Where we would have a hard time is the battle of attrition. All of us would lose in the battle of attrition."

On the Tigers' motto 'Leave No Doubt': *"Everybody had a bad taste in their mouths after last season. We were disappointed that we didn't take care of business when we had the opportunity to do so. We won our last four games and beat some very good teams but we left our fate in the hands of a committee. We didn't want that to happen again."*

On Earning A Top Eight Seed and a First Round Bye: *"When you work hard and when you sacrifice, special things can happen. Every day, the eye was on the prize. Without everybody working together this just doesn't happen. When I took the job, I said it wasn't a matter of if, but when. The ability to maintain our level of success over the past couple of years has given Towson national respect. I am proud to be a part of this community. It's gratifying, I can't hide it. I'm proud, I really am. The feeling is just plain awesome."*

On reaching the FCS championship game: *"I'm happy and I'm proud of our players. But the job's not done. After we beat Eastern Washington, there was no celebration like we won the Super Bowl. We felt excitement and joy and happiness. But, it was like our wins over Fordham and Eastern Illinois. Maybe all of us will appreciate what we've done when it's over."*

On facing North Dakota State: *"North Dakota State is perfect. It's not just their record. Their program is perfect. Looking for holes on their offense or defense or special teams, they don't have them. The 11 players they put on the field are as good, if not better at their positions, than anybody else in the country. There's a reason that they're undefeated and have not lost a game in no-one-knows-how-long. They have resources, they have a following, they are consistent. They are the Ivan Drago of I-AA football. They are perfect."*

On Terrance West and the Walter Payton Award: *"Terrance is an incredible talent. It's been great to watch his growth as a player and as a person. The best thing about Terrance is that he is still growing. He has become a student of the game and he has become a very good teammate. It's fun to have him on our team. He works so well with our offensive line and he would be the first one to say that. One doesn't work without the other. They give Terrance some room and he will break a tackle and get the extra yardage. We all thought he deserved the Walter Payton Award but Terrance was unaffected by it. He is focused on winning the championship."*

On the Tigers' success on the road: *"This team has a general mentality to focus and ignore the noise. Jon Dahlquist, our Director of Operations, deserves a lot of credit for our road success. He has everything organized and attends to every detail. These guys are singularly-minded and they don't pay attention to a lot of the other stuff that doesn't matter. This team stays true to one another and does a good job maintaining its focus."*

On representing the Colonial Athletic Association: *"When I first started coaching in the CAA, the other coaches told me how the level of competition prepares you for the NCAA FCS playoffs. We have experienced it first-hand this season. The competition hardens you and toughens you. If we didn't play in the CAA, I'm not sure we would have made it to the championship game. At the same time, there are a few other CAA teams that could have made it here. Fortunately, we got some breaks and reached the finals."*

On 14 players earning All-CAA honors: *"Our guys play extremely hard for each other and it is massively gratifying to see their consistent play garner so much respect. To have this many young men celebrated for their efforts certainly signify the strength of our efforts and the strength of our program moving forward."*

On the Tigers' line play: *"The line play on both sides of the ball has been outstanding all season. That is one of the main reasons for our success. Over the last three years, the play of our offensive linemen has been vital to our success. Every coach knows that you need great line play if you want to have a chance for the brass ring. Our offensive linemen are so experienced and committed. They have stayed healthy because they make sacrifices and take care of themselves."*

INCREASED HOME ATTENDANCE: Over the last few seasons, the Tigers have been drawing fans in record numbers to Unitas Stadium ... In their 2013 home opener, the Tigers and Delaware State drew the fourth-largest crowd to Unitas Stadium ... The crowd of 10,302 marked fifth time that more than 10,000 fans came to Unitas Stadium ... In October, a crowd of 10,234 attended the Towson-Villanova game.

In six games this year, the Tigers drew 50,838 fans, an average of 8,473.

In seven home games in 2011, Towson attracted a record 62,645 fans to Unitas Stadium, an average just under 9,000 per game ... On Dec. 3, 2011, Towson had its first Unitas Stadium sellout as the NCAA FCS playoff game against Lehigh attracted 11,196.

Fourteen of the top 23 crowds in Unitas Stadium history have attended Tiger football games since 2011.

FIRST 13-WIN SEASON:

When the Tigers beat Eastern Washington, they set a school record for victories in a season again ... This is first 13-win season in the 45-year history of the program.

This is the fourth time that Towson has won 10 or more games in a season ... In 1983, the Tigers posted a 10-1 record in the regular season and earned a berth in the NCAA Division II playoffs ... They dropped a 24-17 decision at North Dakota State in the 1983 playoffs, ending the season with a 10-2 record.

The Tigers also posted 10-win seasons in 1974 and 1976 ... In 1974, the Tigers posted a perfect 10-0 record ... In 1976, the Tigers earned a berth in the NCAA Division III playoffs ... The 1976 Tigers beat C.W. Post and St. Lawrence to reach the 10-victory level ... A loss to St. John's (Minn.) left the Tigers with a final mark of 10-3.

This is the first time that Towson will play 16 games in a season ... The Tigers played 13 games in 1976 and 1984.

TOWSON PICKED TO FINISH SECOND IN CAA:

The Tigers entered the 2013 season picked to finish second in the CAA standings ... Towson made the voters look good by finishing in a tie for second in the CAA with New Hampshire ... Villanova was the pre-season favorite but the Wildcats finished fourth ... Maine won the CAA championship.

Both Towson and New Hampshire reached the FCS semi-finals.

TIGERS' 2011 IMPROVEMENT WAS HISTORIC:

The Tigers were the most improved team in Division I football in 2011 ... Their 7.5-game improvement over the 2010 season was one of the biggest turnarounds in NCAA FCS history.

With its 9-3 record, Towson made a dramatic improvement over its 1-10 mark in 2010 ... Sam Houston State, the national runner-up, had a six-game improvement from 6-5 to 14-1.

With their nine wins, the Tigers surpassed their three-year total of 2008 (3-8), 2009 (2-9) and 2010 (1-10) ... Towson had a 6-27 record over the previous three years ... The previous best improvement in school history was a 4.5-game improvement between 1991 (1-10) and 1992 (5-5).

The Tigers' 9-3 record was the best mark they have ever had as an NCAA Division FCS (I-AA) program prior to this season ... In 1993 and 1994, the Tigers went 8-2 ... Towson's nine victories were the highest single season total since 1984 when Towson ended finished the year with a 9-4 record and reached the semi-finals of the NCAA Division II playoffs ... Towson won 10 games in 1974, 1976 and 1983.

Montana State holds the record for the largest improvement in NCAA FCS history ... In 1984, Montana State posted a 12-2 record, just one year after compiling a 1-10 mark.

Largest Crowds At Unitas Stadium

11,196	LehighDec. 3, 2011
10,856	Delaware *Sept. 22, 2007
10,778	Delaware *Oct. 5, 2005
10,302	Delaware State *Sept. 14, 2013
10,234	Villanova *Oct. 12, 2013
10,141	Maine *Oct. 13, 2012
9,919	Colgate *Sept. 24, 2011
9,828	St. Francis (Pa.) *Sept. 22, 2012
9,759	Morgan State *Sept. 3, 2011
9,511	New HampshireOct. 5, 2013
9,049	James Madison *Oct. 9, 2010
8,990	Coastal Carolina *Sept. 11, 2010
8,741	Delaware *Nov. 2, 2013
8,517	Morgan State *Sept. 5, 2002
8,366	New HampshireNov. 12, 2011
8,309	William & MarySept. 15, 2012
8,125	Holy CrossOct. 11, 2003
8,122	Delaware *Oct. 29, 2011
8,056	Morgan State *Sept. 3, 1998
8,026	New Hampshire *Oct. 3, 2010
7,856	HofstraOct. 13, 2007
7,817	Old Dominion *Oct. 20, 2012
7,696	Villanova *Sept. 10, 2011

* Night Games

2011 Most Improved Teams In NCAA FCS

School	2011	2010	Improvement
Towson	9-3	1-10	+ 7.5
Sam Houston State	14-1	6-5	+ 6
Portland State	7-4	2-9	+ 5
Bucknell	6-5	1-10	+ 5

Most Improved Teams In NCAA FCS History

School	Improvement	Season
Montana State	+ 9.5	1984
Boston University	+ 8	1992
Boise State	+ 8	1994
McNeese State	+ 8	1997
Massachusetts	+ 8	1998
Sacred Heart	+ 8	2000
Nicholls State	+ 7.5	1996
Florida Atlantic	+ 7.5	2003
Sam Houston State	+ 7.5	2004
TOWSON	+ 7.5	2011

RECORD-SETTING ERIC PIKE LEADS VETERAN LINE:

In the regular season finale, tackle **Eric Pike** set a school record by becoming the first player in school history to play in 46 career games ... Even more noteworthy is the fact that he has started all of them ... He made his first start at Indiana in 2010 and hasn't left the lineup ... Pike has made a record 49 consecutive starts .



Senior Eric Pike has started a school record 48 straight games at tackle.

A strong candidate for All-American honors, Pike is a major part of an impressive offensive line ... Since the 2011 season, the Tigers have had one of the most prolific offenses in FCS football ... In 2011, Towson were 11th in FCS by averaging 229.9 rushing yards per game ... Towson also ranked

NCAA FBS TRANSFERS MAKING IMPACT: Like most NCAA FCS programs, the Tigers have a number of players on the roster who are transfers from NCAA FBS programs.

With the addition of **Ryan Delaire** (Massachusetts) and **Brian Dowling** (Massachusetts), Towson has two newcomers who are transfers from NCAA FBS programs ... Towson has a total of 12 FBS transfers on the roster.



Telvion Clark leads the Tigers in tackles.

Six of those transfers are regular starters for the Tigers and two of them earned All-CAA first team notice.

Linebacker **Telvion Clark** came from Virginia Tech prior to last season and became a regular starter ... He earned first team All-CAA honors this season was named as the CAA Defensive Player of the Week twice.

Cornerback **Jordan Love** came to Towson from Georgia prior to the 2012 season ... He has earned All-CAA honors twice ... In 2012, he was a second team All-CAA selection and picked up All-CAA first team honors this season.

Tigers' Veteran Offensive Linemen

Name, Position	Ht, Wt.	GP	GS	Streak
Eric Pike, Sr. LT	6-5, 298	49	49	School record 49 straight starts
Randall Harris, Sr. RT	6-4, 280	40	34	26 straight starts
Doug Shaw, Sr. OC	6-1, 265	48	43	Started 43 of last 44 games
Anthony Davis, Sr. LG	6-3, 300	42	32	Missed 2 games with injury.

16th in the FCS in total offense (431.0 yards per game) and 12th in scoring (34.8 ppg).

In 2012, the Tigers averaged 229.0 rushing yards per game, 13th in NCAA FCS ... Averaging 441.0 yards of offense per game, Towson was 15th in the nation.

This season, the Tigers are ranked 11th in FCS scoring 38.5 points per game .. With 472.6 yards per game, Towson is 12th in total offense ... Averaging 248.9 rushing yards per game, the Tigers are 10th.



Senior Randall Harris has earned All-CAA first team honors twice in his career.

The Tigers' line has been recognized as an outstanding unit ... During the last two seasons, two Tigers have earned All-Colonial Athletic Association first team honors.

Pike was named All-CAA three years in a row ... As a sophomore, he was named third team All-CAA ... In 2012 and 2013, he has earned first team All-CAA honors ... A two-time member of the Pre-Season All-CAA team, he was named as a second team pre-season All-American by The Sports Network in 2013.

Pike has been a consensus first team All-American this season.

The Tigers' right tackle, senior **Randall Harris** has also been honored the last two seasons ... Harris (6-4, 285) has been named first team All-CAA the last two seasons and was also a member of the 2013 Pre-Season All-CAA team ... Harris, a teammate of Pike's at DuVal H.S., has started the last 26 games in a row.

Senior center **Doug Shaw** (6-1, 265) has been the "quarterback" of the Tiger offensive line the last three years ... A two-year co-captain, Shaw has started 43 of the last 44 games for the Tigers ... He is also a two-time All-CAA selection who earned second team honors as a junior and was a third team All-CAA selection in 2013.

Senior **Anthony Davis** (6-3, 300) became the starting left guard in 2012 ... A co-captain, he suffered an ankle injury at Stony Brook and missed two games ... Davis has started 22 of the Tigers' last 24 games.

Towson has used several players at the right guard position ... First-year freshman **Sam Evans** (6-2, 270, Fr.) has started 11 games while sophomore **Jake Schunke** (6-5, 300, So.) and senior **Charles Johnson** (6-2, 295, Sr.) have also seen action at right guard.

The Tigers' offensive line has also done a terrific job at pass protection ... The Tigers' line has allowed only 12 sacks in 15 games ... Towson is eighth in NCAA FCS in fewest sacks allowed.

Tigers' FBS Transfer Students

Name, Position	Original School
Joe Brennan, Jr. QB	Wisconsin
Telvion Clark, Sr. LB	Virginia Tech
Vince DePaola, So. LB	Rutgers
* Ryan Delaire, Jr. DE	Massachusetts
* Brian Dowling, Jr. WR	Massachusetts
Brendon Gannon, Jr. DT	Western Michigan
Trea Jones, Jr. RB	Colorado
Leon Kinnard, Sr. WR	Connecticut
Jordan Love, Sr. CB	Georgia
James Oboh, Sr. TE	Florida Atlantic
Fred Overstreet, Jr. LB	Rutgers
Sterlin Phifer, Sr. RB	Boston College
* newcomers	

Linebackers **Vince DePaola** and **Fred Overstreet** joined Towson from Rutgers last year.

Defensive tackle **Brendon Gannon** came from Western Michigan last year while quarterback **Joe Brennan** is a transfer from Wisconsin.

Senior tight end **James Oboh**, a two-year starter, is a transfer from Florida Atlantic ... Running backs **Trea Jones** and **Sterlin Phifer** joined the Tigers prior to the 2011 season ... Jones came from Colorado while Phifer transferred from Boston College.

Prior to the 2011 season, the Tigers added a pair of transfers from Connecticut ... Senior **Leon Kinnard** joined the team and has made significant contributions to the Tigers' back-to-back championships ... **Gerrard Sheppard**, who played for the Tigers for two seasons, graduated from Towson in May ... Sheppard is currently a member of the Baltimore Ravens' practice squad.

GREAT START: When the Tigers opened the 2013 season with six straight wins, it was one of the best starts in school history ... Towson's 6-0 start was the best by a Towson team at the NCAA FCS level ... It was also the best start since the Tigers went 6-0 in 1986, their final season as an NCAA Division II program.

Towson has opened the season with at least six consecutive wins five times in the history of the program ... The first unbeaten start came in 1974 when the Tigers produced their first unbeaten season at 10-0.

TOWSON'S BEST STARTS

Season	Start	Final
1974	10-0	10-0
1984	7-0	9-4
1985	7-0-1	7-2-1
1986	6-0	8-3-1
2013	6-0	???

2ND HALF TIGERS: Through 15 games, the Tigers have been a second-half team ... In the second halves, Towson has outscored its opponents by a 274-146 margin.

The disparity is even more drastic in the third quarter ... In third quarters of games, Towson has outscored its opponents by an 144-51 margin ... The only touchdowns the Tigers have allowed in the third quarter were scored by Delaware State, Albany, James Madison, Eastern Illinois and Eastern Washington.

The Tigers' score-by-quarters is very unusual ... Towson has been outscored by a 123-82 margin in the first quarter ... But, the Tigers have been dominant after that ... In the final three quarters, Towson owns a 496-225 margin.

Tigers' Score By Quarters

	1	2	3	4	Total
Opponents	123	79	51	95	348
Towson	82	222	144	130	578

RUSH HOUR: Over the last three seasons, Towson has rushed for more than 200 yards 24 times ... The Tigers are 22-2 during games in which they have run for more than 200 yards.

In their FCS quarter-final win over Eastern Illinois, the Tigers set a school record with 472 rushing yards ... Towson is now 21-2 all-time when rushing for 300 yards.

After scoring three rushing touchdowns against Eastern Washington, Towson has at least one rushing touchdown in 34 straight games ... Towson has scored multiple rushing touchdowns in 19 consecutive games.

In their last 38 games, Towson has rushed for more than 100 yards 36 times ... During this stretch, only Kent State and Villanova have held the Tigers under 100 yards.

In 2013, the Tigers are averaging 248.3 rushing yards per game, tenth in NCAA FCS ... Towson has scored a school record 54 rushing touchdowns, the most in the nation ... Coastal Carolina is second in NCAA FCS with 50 rushing touchdowns while Jacksonville State scored 47 rushing touchdowns.

The Tigers have rushed for a school record 3,724 yards on a record 677 carries ... Their 54 rushing touchdowns are also a school record.

Seven different Tigers have scored rushing touchdowns this season ... **Terrance West** has 40 touchdowns while **Darius Victor** has scored seven ... **Peter Athens** and **Connor Frazier** have two touchdowns while **Sterlin Phifer**, **Trea Jones** and **Brian Dowling** have scored one each.

OFFENSIVE CONSISTENCY: Averaging 38.5 points per game, the Tigers have been consistent on offense this season ... The Tigers were slowed down in the last two games of the regular season, scoring a total of 43 points in wins over William & Mary and James Madison.

However, the Tigers' offense has come to life in the post-season ... Towson has averaged 44.0 points per game in the FCS playoffs.

Towson has topped 31 points in 13 of 15 games ... The Tigers have scored 40 or more points in seven games ... Towson's seasonal high is 49 points, a total it has reached three times - Holy Cross, Delaware State and Eastern Illinois.

FANTASTIC FRESHMEN: A pair of first-year freshmen, running back **Darius Victor** and wide receiver **Andre Dessenberg**, have played key roles in the Tigers' post-season run.

The CAA Offensive Rookie of the Year, Victor ran for a career high 105 yards on only 12 carries, an 8.8 average against Fordham ... He had 80 yards on 11 attempts with one TD at Eastern Illinois ... Victor has run for 208 yards on 28 carries with two touchdowns in three playoff games.

Dessenberg has seven catches for 169 yards in three post-season games ... He caught a 46-yard touchdown pass in the win over Fordham ... He has 12 catches for 256 yards and one touchdown this season.

Tiger Rushing

2011	Atts.	Yards	TD
Morgan State (W, 42-3)	54	264	2
Villanova (W, 31-10)	45	223	3
Colgate (W, 42-17)	40	251	5
at Maryland (L, 3-28)	43	161	0
Richmond (W, 31-28)	40	239	4
at Old Dominion (W, 39-35)	47	220	3
at William & Mary (W, 38-27)	41	224	3
Delaware (L, 30-35)	46	229	4
at Maine (W, 40-30)	53	334	5
New Hampshire (W, 56-42)	39	334	4
at Rhode Island (W, 28-17)	35	154	2
Lehigh (L, 38-40)	38	125	3
Totals	521	2,759	38
2012	Atts.	Yards	TD
at Kent State (L, 21-41)	30	80	2
William & Mary (W, 20-17)	50	247	1
St. Francis (W, 42-17)	45	262	3
at LSU (L, 22-38)	40	188	2
at James Madison (L, 10-13)	42	170	1
Maine (W, 24-19)	38	247	2
Old Dominion (L, 20-31)	26	165	1
at Villanova (W, 49-35)	48	321	3
at Delaware (W, 34-27 ot)	51	174	3
Rhode Island (W, 41-10)	33	260	2
at New Hampshire (W, 64-35)	57	415	6
Totals	460	2,519	26
2013	Atts.	Yards	TD
at UConn (W, 33-18)	50	201	4
at Holy Cross (W, 49-7)	49	286	4
Delaware State (W, 49-7)	49	199	5
at NC Central (W, 35-17)	44	192	4
at Stony Brook (W, 35-21)	37	190	2
New Hampshire (W, 44-28)	48	352	3
Villanova (L, 35-45)	20	90	2
at Albany (W, 44-17)	44	279	4
at Richmond (W, 48-32)	45	341	4
Delaware (L, 31-32)	50	332	3
at William & Mary (W, 15-9)	53	248	2
James Madison (W, 28-17)	35	111	3
Fordham (W, 48-28)	39	189	4
at Eastern Illinois (W, 49-39)	59	472	7
at Eastern Washington (W, 35-31)	55	241	3
Totals	*677	*3,724	*54
<i>* Towson single season records</i>			



Darius Victor

TIGERS PLACE 14 ON ALL-CAA TEAMS: **Terrance West** of the Tigers was named as the Colonial Athletic Association (CAA) Offensive Player of the Year and was one of 14 Tigers named to the All-CAA teams ... In addition, freshman running back **Darius Victor** was named as the CAA's Offensive Rookie of the Year.

The Tigers led all CAA schools with 14 selections on the three All-CAA teams ... Towson had eight players on the All-CAA first team, including three repeat selections.

West was named to the All-CAA first team for the third time ... Senior tackles **Eric Pike** and **Randall Harris** were named first team All-CAA for the second year ... Pike was an All-CAA third team pick as a sophomore.

The Tigers, who led all CAA schools with eight first-team selections, had two players on the All-CAA second team and four players named third team.

Sophomore fullback **Emmanuel Holder**, junior defensive tackle **Ryan Delaire**, senior linebacker

Telvion Clark, sophomore safety **Christian Carpenter** and senior cornerback **Jordan Love** rounded out the Tigers' contingent of first team picks ... Love was a second team All-CAA choice last year.

Senior linebacker **Monte Gaddis** was named second team All-CAA for the second year while junior cornerback **Tye Smith** also earned second team honors ... He was a third team honoree last season.

Senior wide receiver **Leon Kinnard**, junior wide receiver **Spencer Wilkins**, center **Doug Shaw** and kick returner **Derrick Joseph** were named to the third team ... Kinnard and Wilkins are first-time honorees while Shaw was a second team pick last year ... Joseph earned third team All-CAA honors for the second time ... He was a second team All-CAA selection as a freshman.

West leads NCAA FCS with a record 2,410 rushing yards in 15 games, an average of 160.7 yards per game ... While averaging 6.2 yards per carry, he has run for more than 100 yards in 12 of 15 games ... A four-time selection as the CAA Offensive Player of the Week, West leads the nation (all divisions) with 41 touchdowns scored.

The second Tiger to be named as the CAA Offensive Rookie of the Year, Victor has run for 618 yards in 13 games as West's backup ... He averages 6.6 yards per carry with seven touchdowns and he was named as the CAA Rookie of the Week in September.

THE REMATCH - 30 YEARS LATER: Towson and North Dakota State are meeting for the second time - some 30 years after the Bison edged Towson in the quarter-finals of the 1983 NCAA Division II playoffs, 24-17.

In a game that was played on a cold, windy and snowy Dacotah Field, the Bison started their march to the national championship by beating the No. 4 Tigers ... The Bison took a 14-0 lead in the first quarter when **Jeff Willis** scored on a two-yard run and quarterback **Jeff Bentrim** scored from one yard out.

The Tigers came back to cut their deficit to 14-10 in the second quarter when **Jerome Nolan** kicked a 31-yard field goal and **Brian O'Neal** caught a 15-yard touchdown pass from **Bret Rogers** ... A 13-yard touchdown run by Bentrim in the third quarter gave the Bison a 21-10 advantage before a **Ken Kubisz** field goal made it 24-10 ... Towson pulled to within 24-17 on a 12-yard TD pass from Rogers to **Mike Lewns** with 1:10 left ... But, the Bison recovered the onside kick to clinch the win.

The Tigers, who allowed only 5.8 points per game, ended their season with a 10-2 record.

All-CAA Tigers

First Team

- Christian Carpenter, So. DB
- Telvion Clark, Sr. LB
- Ryan Delaire, Jr. DE
- Emmanuel Holder, So. FB
- Randall Harris, Sr. OT 2-time 1st team All-CAA
- Jordan Love, Sr. DB 2nd team All-CAA in 2012
- Eric Pike, Sr. OT 2-time 1st team All-CAA
- Terrance West, Jr. RB 3-time 1st team All-CAA

Second Team

- Monte Gaddis, Sr. LB 2nd team All-CAA in 2012
- Tye Smith, Jr. DB 3rd team All-CAA in 2012

Third Team

- Derrick Joseph, Jr. KR 3rd team All-CAA in 2012
- Leon Kinnard, Sr. WR
- Doug Shaw, Sr. OC 2nd team All-CAA in 2012
- Spencer Wilkins, Sr. RB

- CAA Off. Player of Year** - Terrance West, RB
- CAA Off. Rookie of Year** - Darius Victor, RB



Quarterback Bret Rogers leads the Tiger offense at North Dakota State in 1983.

TIME IS ON THEIR SIDE: The Tigers have continued a trend they established last season ... In 2012, the Tigers averaged 34:02 in time of possession, a mark that placed them third in NCAA FCS.

Towson has won the time of possession battle in 10 of 15 games.

In their first six games of 2013, the Tigers averaged 33:35 in time of possession ... That mark placed Towson sixth in NCAA FCS.

However, they lost the time of possession battle by a wide margin against Villanova ... Against Villanova, Towson had the ball for only 19:50 while the Wildcat offense was on the field for 40:10.

Against New Hampshire, the Tigers controlled the clock for 36:10 ... Stony Brook, James Madison and Fordham were the only other teams to control the clock against Towson ... The Tigers only had the ball for 27:11 at Stony Brook ... Against James Madison, the Tigers had the ball for 29:47 ... On the season, Towson ranks 31st in the nation with an average of 31:17 in time of possession.

In 2012 Eastern Kentucky led the nation with a 34:22 average time of possession while North Dakota State was second with an average time of possession of 34:21.

4TH DOWN CONVERSIONS: Through 15 games, the Tigers have

TIGERS ON FOURTH DOWN		
Game	4th Down Pct.	Touchdowns
at Connecticut	2-3 .500	West 2
at Holy Cross	5-5 1.000	West, Dowling
Delaware State	1-2 .500	West
at N. Carolina Cent.	0-2 .000	
at Stony Brook	1-1 1.000	
New Hampshire	2-3 .667	
Villanova	1-1 1.000	
at Albany	2-3 .667	
at Richmond	1-2 .500	West
Delaware	1-2 .500	
at William & Mary	3-3 1.000	
James Madison	0-0 .000	
Fordham	2-2 1.000	Oboh, West
at Eastern Illinois	0-1 .000	
at E. Washington	2-2 1.000	Dowling, West
	23-32 .719	West 7, Dowling 2, Oboh

been very successful on fourth down ... Towson is 23-for-32 on fourth down plays and has the second-highest total in NCAA FCS ... Their .719 percentage is fifth nationally.

Amazingly, Towson has scored touchdowns on 10 of its fourth-down plays ... The Tigers were two-for-three on fourth down at Connecticut ... **Terrance West** scored touchdowns on two of the fourth-down attempts.

At Holy Cross, West scored another touchdown while **Brian Dowling** scored on an eight-yard run ... Against Delaware State, the Tigers scored on a two-yard run by West.

In the win at Richmond, the Tigers added to their total when West scored on a one-yard run.

In the win at William & Mary, fourth down was a key to the Tigers' victory ... Towson was three-for-three on fourth down while the Tribe failed to convert any of its fourth down opportunities.

NCAA FCS LEADERS Fourth Down Conversions		
Eastern Illinois	28-46	.609
The Citadel	23-36	.639
Towson	23-32	.719
Albany	20-40	.500
Bethune-Cookman	19-32	.594

Against Fordham, Towson scored two more touchdowns on fourth down ... In the first quarter, West scored on a one-yard run ... In the second quarter, the Tigers faced fourth-and-three at the Rams' 32-yard line ... **Peter Athens** rolled to his right and fired a 32-yard touchdown pass to tight end **James Oboh**.

At Eastern Washington, the Tigers scored two touchdowns on fourth down.



Terrance West has scored six touchdowns on fourth down plays.

**2013 TOWSON
TIME OF POSSESSION**

Game	Towson	Opps
Connecticut (W)	36:23	23:37
Holy Cross (W)	36:03	23:57
Delaware State (W)	32:10	27:50
North Carolina Central(W)	33:34	26:26
Stony Brook (W)	27:11	32:49
New Hampshire (W)	36:10	23:50
Villanova (L)	19:50	40:10
Albany (W)	34:34	25:26
Richmond (W)	31:51	28:09
Delaware (L)	31:26	28:34
at William & Mary (W)	34:45	25:15
James Madison (W)	29:47	30:13
Fordham (W)	27:27	32:33
at Eastern Illinois (W)	31:02	28:58
at E. Washington (W)	33:41	26:19

TREND SETTERS: When the Tigers earned their first win over an NCAA FCS program with a 33-18 win over Connecticut on Aug. 29, they started a trend.

Towson was the first of seven FCS teams to beat FBS programs in the opening week of the season ... There were 16 games where FCS teams beat FBS programs this season.

Bethune-Cookman 34, Florida International 13
Fordham 30, Temple 29
Chattanooga 42, Georgia State 14
Maine 24, UMass 14
Jacksonville St 32, Georgia St 26 OT
Nicholls 27, Western Michigan 23

Towson 33, UConn 18
Southern Utah 22, South Alabama 21
Samford 31, Georgia State 21

North Dakota State 24, Kansas State 21
Eastern Washington 49, Oregon State 46
McNeese State 53, South Florida 21
Northern Iowa 28, Iowa State 20
Eastern Illinois 40, San Diego State 19
Old Dominion 59, Idaho 38
Georgia Southern 26, Florida 20

SEVEN NAMED TO PRE-SEASON ALL-CAA TEAM: The Tigers had seven players named to the Pre-Season All-Colonial Athletic Association team ... Towson's seven picks were more than any other CAA school ... Five of the seven were named to the All-CAA first team.

Running back **Terrance West** was selected as the CAA's Pre-Season Offensive Player of the Year for the second time ... He lived up to the notoriety by winning the award at the end of the season.

Offensive tackles **Eric Pike** and **Randall Harris** and sophomore fullback **Emmanuel Holder** were also Pre-Season honorees.

Senior linebacker **Monte Gaddis**, senior cornerback **Jordan Love** and junior cornerback **Tye Smith** were named to the Pre-Season All-CAA team on defense ... Love was a first team All-CAA selection at the end of the season while Gaddis and Smith earned second team honors.

CAA SUCCESS: As members of the Colonial Athletic Association, the Tigers are part of a conference that has had four different national champions since 2003 ... Delaware (2003), James Madison (2004), Richmond (2008) and Villanova (2009) have all won titles ... Towson was one three CAA schools selected for the NCAA FCS playoffs ... Maine and New Hampshire were also part of the playoff field.

Over the last three seasons, the Tigers have finished either first or second in the CAA ... After winning the 2011 CAA title outright, the Tigers shared the 2012 championship ... In 2013, Towson tied for second with New Hampshire.

Towson is 19-5 over the last three CAA seasons, the best mark in the CAA.

The Tigers were 7-1 when they won CAA title in 2011 and they posted a 6-2 record last year when they shared the title ... Towson was 6-2 this year.

Heading into the 2011 season, the Tigers had lost 27 of 29 CAA games.

During this 24-game period, the Tigers are 11-1 in CAA road games ... Their only loss was a 13-10 decision at James Madison in 2012 ... They are 8-4 in CAA games at home.

CAA Best Records (2011-2013)		
	CAA	Overall
Towson	19-5	29-9
New Hampshire	18-6	26-13
Maine	17-7	24-13
James Madison	13-11	21-15
Villanova	12-12	16-18
Delaware	11-13	19-15
Richmond	10-14	17-17

**TIGERS'
CAREER STARTS**

Player	2013	Career
Eric Pike (OT)	15	49
Doug Shaw (OC)	15	47
James Oboh (TE)	14	31
Charles Johnson (OG)	3	23
Anthony Davis (OG)	13	33
Randall Harris (OT)	14	33
Tye Smith (DB)	14	32
Bryton Barr (LB)	2	13
Arnold Farmer (DT)	15	26
Jordan Love (CB)	14	25
Telvion Clark (LB)	15	24
Peter Athens (QB)	15	21
Leon Kinnard (WR)	11	18
Terrance West (TB)	15	24
Spencer Wilkins (WR)	8	12
Emmanuel Holder (FB)	14	16
Walt Dunston (LB)	9	10
Sam Evans (OG)	11	11
Jon Desir (DT)	15	15
Ryan Delaire (DE)	14	14
Christian Carpenter(DB)	13	13
Drew Cheripko (DE)	14	14
Donnell Lewis (CB)	13	13
Alexander DiSanzo (LB)	3	14
Greg Grant (DE)	1	1
Fred Overstreet (LB)	3	5
Jake Schunke (OG-TE)	3	6
Tungie Coker (DE)	1	1
Brian Dowling (WR)	3	3
Ariane Scott (WR)	1	1
Ryan Mays (CB)	1	1

TIGERS' RECORD WHEN SCORING

Points	W	L	T
*70	1	0	0
60-69	4	0	0
50-59	13	0	0
40-49	39	3	0
30-39	78	13	1
20-29	72	44	1
10-19	39	83	0
**2-9	2	53	1
0	0	24	1
All-Time	249	219	4

*Towson had 70 pts in Lock Haven win (2005).
** Wins with 9 or less pts: 3-0 vs. Randolph-Macon (1977); 7-0 win vs. Wayne St. (1980).

Tigers' Top Offensive Games

2005..... Towson 70, Lock Haven 0
1970..Towson 69, Albany (N.Y.) State 14
2012 Towson 64, New Hampshire 35
1974....Towson 63, Washington & Lee 16
1983..... Towson 60, New York Tech 0
2002..... Towson 56, Brown 42
1993..... Towson 56, Morgan State 12
2011..... Towson 56, New Hampshire 42

Opponents' Top Offensive Games

2003.....Yale 62, Towson 28
2004..... New Hampshire 62, Towson 24
2005..... New Hampshire 62, Towson 21

2011 TIGERS MADE HISTORY: When the Tigers earned a berth in the 2011 NCAA Football Championship Subdivision (FCS) playoffs, they claimed a spot in NCAA football history.

With that bid, the Tigers became the only team in NCAA post-season football tournament history to make appearances in all three divisions (NCAA Division III, NCAA Division II and NCAA Division FCS/I-AA) ... The way college football is structured today, Towson may become the only team ever to accomplish the feat.

Forty teams have made multiple division appearances in NCAA Football Playoffs and/or Bowl Games ... Towson became the 11th team to play at a third different post-season level but the only school to come up through the ranks.

The other 10 schools picked up a third appearance in a bowl game ... For instance, Fordham has competed in the NCAA Division III and FCS playoffs - long after appearing in the 1941 Cotton Bowl and the 1942 Sugar Bowl.

Montana State participated in the Division II and FCS tournaments after playing in such bowl games as the Harbor, Aluminum, Camellia and Grantland Rice bowls in its early history ... Likewise, Western Kentucky (Division II and FCS) faced Coast Guard in the 1963 Tangerine Bowl.

Towson made its first post-season appearance in the 1976 NCAA Division III playoffs, upsetting heavily favored C.W. Post, 14-10, in the quarter finals ... In their first NCAA post-season home game, the Tigers edged St. Lawrence, 38-36 ... The Tigers lost to St. John's, 31-28, in the Amos Alonzo Stagg Bowl in Phenix City, Ala.

In 1983, after the Tigers moved to Division II, they faced eventual national champion North Dakota State in Fargo, bowing 24-17 ... In 1984, the Tigers beat Norfolk State 31-21 but were eliminated by Troy State 45-3, another eventual national champ ... Troy was coached by **Chan Gailey**, the former head coach of the Buffalo Bills. In 1986, the Tigers traveled to Dayton, Ohio where they were beaten by Central State, 31-0.

In 2011, Towson earned its first berth in the NCAA FCS playoffs.

LET IT SNOW: When the Tigers played Eastern Illinois, it marked the first time in their 45-year history that they played a game during a snowstorm ... Towson played several games the morning after a snowstorm but this was the first time it was snowing during the game.

The snow started falling about two hours before kickoff ... By the time the game started, there was about 2-3 inches on the field ... Fortunately, the snow stopped in the second quarter and didn't resume until midway through the fourth quarter.



Terrance West runs through the snow at Eastern Illinois.

Many of the Tigers celebrated their win by making "snow angels" on the snow-covered playing field.

The Tigers' playoff run has had the feel of the holiday season ... After beating Fordham on a green field, Towson beat EIU on a white field covered by snow ... Most recently, they played on a red field at Eastern Washington.

Multiple Division Appearances In NCAA Playoffs Or Bowl Games

Akron.....	FBS, FCS, D2
Alcorn State.....	FCS, D2
Bethune Cookman.....	FCS, D2
Boise State.....	FBS, FCS, D2
C.W. Post.....	D2, D3
Cal Poly.....	FCS, D2
Central Florida.....	FBS, FCS, D2
Delaware.....	FCS, D2
Eastern Illinois.....	FCS, D2
Eastern Kentucky.....	FCS, D2
Fordham.....	Major Bowl, FCS, D2
Fort Valley State.....	D2, D3
Grambling.....	FCS, D2
Hampton.....	FCS, D2
Hofstra.....	FCS, D3
Jacksonville.....	FCS, D2
Lehigh.....	Major Bowl, FCS, D2
Louisiana Tech.....	FBS, FCS, D2
Massachusetts.....	FCS, D2
Millersville.....	D2, D3
Mississippi College.....	D2, D3
Montana State.....	Major Bowl, FCS, D2
New Hampshire.....	FCS, D2
Northern Iowa.....	FCS, D2
North Dakota State.....	FCS, D2
Northeastern.....	FCS, D2
Portland State.....	FCS, D2
Slippery Rock.....	D2, D3
South Dakota State.....	FCS, D2
Texas State.....	FCS, D2
Towson.....	FCS, D2, D3
Troy.....	FBS, FCS, D2
Tennessee-Martin.....	FCS, D2
West Georgia.....	D2, D3
Western Carolina.....	FCS, D2
Western Illinois.....	FCS, D2
Western Kentucky.....	Major Bowl, FCS, D2
Wofford.....	FCS, D2
Youngstown State.....	FCS, D2

Source: NCAA Statistics

PRESIDENTIAL SALUTE: One of the highlights of the Tigers' 2011 season actually occurred at halftime of a basketball game against Oregon State on Nov. 26, 2011 ... On that date, the Colonial Athletic Association champion Tigers earned a rare tribute.

While they were being saluted on the floor for winning the CAA title, President **Barack Obama** joined the celebration ... President Obama was sitting in the front row



President Barack Obama poses with the 2011 CAA champion Tigers at halftime of a basketball game in the Towson Center. Among the players pictured are Doug Shaw (left with beard), Paul Stefanik (#43), Matt Morgan (right) and Chris Patterson (lower right).

with the First Family watching the basketball game because his brother-in-law, **Craig Robinson**, is the head coach at Oregon State.

As the Tigers' accomplishments were being announced, the President stood up and started to applaud ... At that point, several Tigers approached him to shake his hand and the President came out on the floor to join in the celebration and posed for photos.

WORKING OVERTIME: When the Tigers beat Delaware last season, it continued a trend started when the NCAA instituted overtime in football in 1996 ... The win over Delaware improved Towson's record in overtime games to 6-2.

From 2002 to 2011, Towson went 86 games without playing an overtime contest.

The Tigers' streak without an overtime game ended on September 11, 2010 when they edged Coastal Carolina in five overtimes ... The Tigers and the Chanticleers scored a total of 50 points during the overtimes.

The Tigers have played four overtime games at home where they are 3-1 ... Towson has also won three of its four overtime games on the road.

The 2001 season was the only year when the Tigers played two overtime games ... After a 16-13 win over Lafayette on Sept. 8, they played another overtime game at Morgan State three weeks later, pulling out a 20-17 overtime victory.

The Coastal Carolina game was the Tigers' longest game and one of the longest games played in NCAA FCS.

TOWSON'S OVERTIME GAMES				
Date	Opponent	Score	OT's	
Nov. 3, 2012	at Delaware	W, 34-27	1	
Sept. 10, 2010	COASTAL CAROLINA	W, 47-45	5	
Oct. 5, 2002	at Cornell	L, 31-34	1	
Sept. 29, 2001	at Morgan State	W, 20-17	1	
Sept. 8, 2001	LAFAYETTE	W, 16-13	1	
Sept. 30, 2000	COLGATE	L, 27-30	1	
Sept. 26, 1998	FORDHAM	W, 35-34	1	
Nov. 2, 1996	at Marist	L, 32-33	3	

TIGERS PLAYING BEFORE LARGE CROWDS:

When the Tigers beat UConn in the season opener, they played in front of the fifth-largest crowd to see a Towson football game ... It was also the fifth crowd of 30,000 or more to see the Tigers play.

Towson played before an announced crowd of 92,154 last year when the Tigers faced LSU ... But, there were probably half that many in the stands due to rain ... Towson has played before 12 crowds of more than 20,000 ... The Tigers are 3-9 when playing before a large crowd.

LARGEST CROWDS EVER TO WATCH TIGERS			
92,154	at LSU (Set. 29, 2012)		L, 22-38
35,573	at Maryland (Oct. 1, 2011)		L, 3-28
35,242	at Indiana (Sept. 2, 2010)		L, 17-51
31,613	at Navy (Aug. 30, 2008)		L, 13-41
30,689	at Connecticut (Aug. 29, 2013)	W, 33-18	
25,077	at James Madison (Oct. 6, 2012)	L, 10-13	
22,782	at Delaware (Sept. 11, 2004)	L, 17-21	
22,136	at Delaware (Oct. 28, 2006)	W, 49-35	
21,603	at Delaware (Nov. 6, 2010)	L, 0-48	
20,720	at Delaware (Nov. 8, 2008)	L, 21-31	
20,709	at Delaware (Nov. 6, 1993)	W, 32-20	
20,232	at Delaware (Oct. 23, 1982)	L, 7-51	

TIGERS vs. FCS NATIONALLY RANKED TEAMS:
When the Tigers face No. 1 North Dakota State, it will be their eighth game against a nationally-ranked team this season ... Towson is 5-2 against nationally-ranked teams in 2013.

When the Tigers beat No. 2 Eastern Illinois last month, it represented the highest-ranked FCS team they had ever beaten.

When the Tigers play North Dakota State, it will be their first game against the top-ranked team in the nation since a 43-7 loss to No. 1 Villanova in 2010 ... Towson played the top-ranked team in the nation three years in a row, losing to James Madison in 2008 and Richmond in 2009.

In 2013, Towson owns wins over No. 19 New Hampshire, No. 16 William & Mary, No. 9 Fordham, No. 2 Eastern Illinois and No. 3 Eastern Washington while losing to No. 15 Villanova and No. 21 Delaware.

In the last two seasons, the Tigers are 7-1 against ranked teams on the road.

In 2012, the Tigers faced five nationally ranked FCS teams and posted a 3-2 record against those ranked teams.

Since joining the Atlantic 10 Football Conference/CAA in 2004, the Tigers have played 51 games against nationally ranked FCS teams ... Although Towson is 18-35 against ranked teams since 2004, the Tigers have won 14 of their last 20 games against ranked teams.

On their way to the 2011 CAA title, Towson was 6-2 against nationally ranked teams, beating No. 20 Villanova, No. 14 Richmond, No. 18 William & Mary, No. 7 Maine and No. 7 New Hampshire ... The Tigers lost to No. 21 Delaware and No. 6 Lehigh in the FCS playoffs.

When Towson beat Villanova in 2011, it snapped a streak of 17 consecutive losses to ranked teams ... The last previous win over a ranked team was a 23-21 win over No. 14 Richmond in 2007.

Since **Rob Ambrose** became the Tigers' head coach, he has led Towson to a 14-16 mark against nationally ranked opponents.

SLOW STARTERS: The Tigers have been able to win 13 of 15 games despite starting games slowly ... In eight of their last 11 games, the Tigers have trailed in the first period.

Towson is 6-2 when trailing after the first quarter this season.

In those eight games, the Tigers have been outscored by 96-26 in the first quarter ... At Stony Brook, the Tigers trailed by 14-0 before winning ... In the Tigers' win over New Hampshire, UNH had a 20-3 lead in the first quarter ... Villanova used three turnovers in the first 10 minutes to grab a 21-0 lead, a deficit that was more than the Tigers could overcome.

At Albany, the Tigers trailed by 7-0 before winning, 44-17 ... The Tigers overcame a 10-7 deficit to take a lead before Delaware rallied to win ... Against James Madison, Towson trailed by 7-0 but led by 21-7 at halftime.

Last month, Eastern Illinois grabbed a 14-0 lead in the first quarter before the Tigers came back to win.

The Tigers have been dominant in the second quarter and have out-scored their opponents by 222-79.

TOWSON vs. NATIONALLY-RANKED TEAMS

2013

- @ #3 Eastern Washington...W, 35-31
- @ #2 Eastern IllinoisW, 49-39
- #9 FordhamW, 48-28
- @ #16 William & MaryW, 15-9
- #21 Delaware.....L, 31-32
- #15 VillanovaL, 35-45
- @#19 New HampshireW, 44-28

2012

- @ #7 New HampshireW, 64-35
- @ #23 DelawareW, 34-27 (OT)
- @ #19 VillanovaW, 49-35
- #7 Old DominionL, 20-31
- @ #5 James MadisonL, 10-13

2011

- #6 Lehigh (FCS)L, 38-40
- #7 New Hampshire.....W, 56-42
- @ #7 MaineW, 40-30
- #21 DelawareL, 30-35
- @ #14 William & Mary.....W, 38-27
- @ #18 Old DominionW, 39-35
- #14 RichmondW, 31-28
- #20 Villanova.....W, 31-10

2010

- @ #5 DelawareL, 0-48
- @ #16 RichmondL, 6-28
- #7 James MadisonL, 13-17
- #8 MassachusettsL, 14-27
- @ #1 VillanovaL, 7-43

2009

- #6 New HampshireL, 7-43
- #23 DelawareL, 21-49
- #1 RichmondL, 14-42
- @ #5 Will. & MaryL, 0-31
- #3 VillanovaL, 7-49

2008

- #4 RichmondL, 14-45
- @ #10 New HampL, 14-42
- #16 Will. & MaryL, 14-34
- @ #6 VillanovaL, 31-34
- #1 James MadisonL, 27-58

2007

- @ #3 UMassL, 15-36
- #11 DelawareL, 7-27
- #14 RichmondW, 23-21
- #10 HofstraL, 3-20

2006

- #8 UMassL, 0-35
- @ #25 DelawareW, 49-35
- @ #25 RichmondW, 31-7
- #7 James MadisonL, 3-38

2005

- #3 New Hampshire ...L, 21-62
- #5 DelawareW, 35-31
- @ #12 Will. & MaryL, 13-44
- #18 RichmondL, 21-48

2004

- @ #7 DelawareL, 17-21
- #18 NortheasternL, 3-27
- #16 Will. & MaryL, 16-41
- @ #24 VillanovaL, 6-41
- @ #10 New Hamp.....L, 21-62
- #8 James MadisonL, 17-31

TIGERS' FIRST QUARTER DEFICITS

	Deficit	Result
Stony Brook	0-14	W, 31-21
New Hampshire	3-20	W, 44-28
Villanova	6-21	L, 35-45
Albany	3-7	W, 44-17
Delaware	7-10	L, 31-32
William & Mary	0-3	W, 15-9
James Madison	0-7	W, 28-17
Eastern Illinois	0-14	W, 49-39

TOWSON RANKED 5TH IN FINAL POLL: The Tigers were ranked in the NCAA FCS Top Ten for 12 of the last 13 weeks and were fifth in the final regular season poll ... Towson was third for the three straight weeks, the highest national ranking ever for the Tigers ... They started the season ranked 11th and moved up to fifth after their win at Connecticut ... A win over Holy Cross enabled the Tigers to earn a number four ranking ... The win at North Carolina Central moved the Tigers up to third ... Towson has been nationally ranked for 38 straight weeks.

With a 7-4 record, the Tigers were ranked each week in 2012 and finished 17th in the rankings.

The Tigers, who were ninth in the 2011 final poll, finished the season as a Top 10 team for the first time ever ... Towson was seventh in the pre-season last year.

TIGERS IN THE NFL: In 2013, Towson has only one active player in the NFL, offensive tackle **Jermon Bushrod** of the Chicago Bears ... A member of the New Orleans Saints' Super Bowl team in 2010, Bushrod started for four years and earned All-Pro honors twice ... In the off-season, he signed a free agent contract with the Bears ... A four-year starter at Towson, Bushrod (2003-06) was an all-conference lineman who was drafted by the Saints in the fourth round.

Former Tiger linebacker **Joe Vitt** (1974-77) has been the Saints' Assistant Head Coach since 2006 ... He has coached with the Rams, Packers, Eagles, Chiefs, Seahawks and the Colts in his 32-year NFL career ... In 2005, he was the interim head coach of the St. Louis Rams when **Mike Martz** was ill.

When **Sean Payton** served a suspension in 2012, Vitt was the Saints' interim head coach and had a 5-5 record.

Three Tigers vied for spots on NFL rosters this year ... Defensive back **Jordan Dangerfield** was a



member of the Buffalo Bills while **Gerrard Sheppard** played for the Baltimore Ravens ... **Frank Beltre** was impressive in the pre-season for the San Diego Chargers ... Dangerfield and Beltre made it to the final round of cuts.

Sheppard is now a member of the Ravens' practice squad.

2011 TIGERS' WEEKLY RANKINGS

Sept. 5.....	NR
Sept. 12.....	ARV
Sept. 19.....	ARV
Sept. 26.....	23
Oct. 3.....	25
Oct. 10.....	17
Oct. 17.....	15
Oct. 24.....	13
Oct. 31.....	14
Nov. 7.....	12
Nov. 14.....	8
Nov. 21.....	8
FINAL	9

2012 TIGERS' WEEKLY RANKINGS

Pre-Season.....	7
Sept. 3.....	13
Sept. 10.....	12
Sept. 17.....	13
Sept. 24.....	12
Oct. 1.....	12
Oct. 8.....	17
Oct. 15.....	18
Oct. 22.....	23
Oct. 29.....	19
Nov. 5.....	17
Nov. 12.....	19
FINAL	17

2013 TIGERS' WEEKLY RANKINGS

Pre-Season.....	11
Sept. 2.....	5
Sept. 9.....	4
Sept. 16.....	4
Sept. 23.....	3
Sept. 30.....	3
Oct. 7.....	3
Oct. 14.....	7
Oct. 21.....	8
Oct. 28.....	7
Nov. 4.....	13
Nov. 11.....	10
Nov. 18.....	7
Nov. 25.....	5

Towson Tigers In The NFL

Player	Years	Teams
Jermon Bushrod (OT)	2007-pres.	New Orleans (2007-2012); Chicago (2013)
Stan Eisenhooth (OC)	1987-1989	Seattle (1987-88); Indianapolis (1989)
Sean Landeta (P)	1985-2005	N.Y. Giants (1985-93) St. Louis Rams (1993-96, 2003-04) Tampa Bay (1997) Green Bay (1998) Philadelphia (1999-2002, 2005)
David Meggett (RB)	1989-98	N.Y. Giants (1989-94) New England (1995-97) N.Y. Jets (1998)
Tony Vinson (RB)	1994-97	San Diego (1994); Atlanta (1995) Baltimore Ravens (1996-97)
Joe Vitt (Coach)	1979-pres.	Baltimore Colts (1979-81) Seattle (1982-91) L.A. Rams (1992-94) Philadelphia (1995-98) Green Bay (1999) Kansas City (2000-03) St. Louis Rams (2004-05)* New Orleans (2006-present)
Jim O'Neil (Asst. Coach)	2009-pres.	New York Jets (2009-12) Buffalo Bills (2013)
Brian Fleury (Asst. Coach)	2013	Buffalo Bills (2013)

* served as interim head coach for final 11 games of 2005 season

2013 Towson University FCS Championship Game Notes

TIGERS RANK AMONG FCS LEADERS ON THIRD DOWN: After converting 7 of 13 third down opportunities at Eastern Washington, the Tigers are ranked third in NCAA FCS with a .503 percentage ... In their three NCAA FCS playoff games, the Tigers are 20-for-33 on third down.

Top-ranked North Dakota State leads the nation with a .561 mark while Coastal Carolina has a .513 mark ... Perhaps not so coincidentally, six of the top 10 teams made the FCS playoffs.

49 IS MAGIC NUMBER:

The Tigers have scored a seasonal high 49 points three times this season ... Towson has also scored 48 points twice ... In fact, Towson won back-to-back games by identical 49-7 scores in September ... After a 49-7 victory at Holy Cross, the Tigers beat Delaware State, 49-7 ... It marked the first time the Tigers won back-to-back games by the identical score ... Towson had 49 points against Holy Cross, Delaware State and Eastern Illinois.

RECORD-SETTING OFFENSE: With 578 points scored, the Tigers have shattered the school record for points scored in a season ... Towson is averaging 38.5 points per game, tenth in the nation.

While the offense gets the bulk of the credit for those points, all that scoring has truly been a team effort ... Towson has scored a total of 80 touchdowns this season ... Towson is fourth in NCAA FCS with 80 touchdowns ... The Tigers have scored an NCAA FCS-leading 54 rushing touchdowns and 19 passing TD's.

Towson has also set a single season record with 7,079 yards of total offense.

The Tiger defense has scored five touchdowns while two others were scored on kick-off returns by **Derrick Joseph** ... The Tiger defense has had three interception returns for touchdowns - and had two others nullified by penalties.

Sophomore **Donnell Lewis** has two defensive touchdowns ... He had a 43-yard fumble return for a touchdown at Stony Brook and a 38-yard interception return at Albany ... Junior **Thomas Bradley** had a 90-yard interception return for a touchdown against Holy Cross ... At Richmond, **Christian Carpenter** intercepted a pass and returned it 34 yards for a touchdown.

Linebacker **Telvion Clark** scored a defensive touchdown at Richmond with a 32-yard fumble return.

In a win over Delaware State, Carpenter intercepted a pass and returned it for an apparent touchdown ... But, the Tigers were penalized for holding and the TD was nullified ... **Tye Smith** had a 60-yard interception return taken away against Delaware due to a holding call.

KICKERS BY COMMITTEE: The Tigers have used two different place kickers and three different punters this year.

Graduate student **Drew Evangelista** has been the busiest specialist ... He has made 68 of 72 conversion kicks, setting a school record for conversion kicks made in a season ... He has also made five of 11 field goal tries, including a 50-yard field goal at Albany ... He has punted 17 times for a 37.0 average ... At Eastern Illinois, he punted twice for a 43.5 average ... He also had a career long 59-yard punt.

Senior **D.J. Soven** has handled kickoffs and has a 55.3 average with 12 touchbacks ... He is also two-for-three on field goal attempts, connecting from 51 yards and 49 yards.

Freshman **Jake Ryder** and sophomore quarterback **Connor Frazier** have also taken their turns at punting ... Ryder is averaging 38.6 yards on 22 punts ... He had a career long 54-yard punt against James Madison in the regular season finale last month.

The versatile Frazier has punted three times for a 37.7 average and has a long punt of 42 yards.

FCS 3rd DOWN LEADERS

	3rd Downs	Pct.
No. Dakota State	105-187	.561
Coastal Carolina	99-193	.513
Towson	93-185	.503
Fordham	105-210	.500
San Diego	70-141	.496
Lehigh	75-152	.493
SE Louisiana	105-213	.493
Richmond	86-175	.491
Prairie View	96-198	.485
E. Washington	88-183	.483

TIGERS LED BY 19 SENIORS: In their final regular season home game, the Tigers honored their 19 seniors ... This outstanding group of seniors includes three All-CAA offensive linemen, an All-American tackle, an All-American cornerback and two All-CAA linebackers.

This is one of the winningest classes in school history with a 30-19 mark and two CAA titles.

This senior class also includes five of the best offensive linemen ever to play for Towson ... **Anthony Davis**, **Randall Harris**, **Charles Johnson**, All-American **Eric Pike** and center **Doug Shaw** have been keys to the Tigers' success the last three years.

The class includes quarterback **Peter Athens**, tight end **Will Fleming**, receiver **Leon Kinnard**, tight end **James Oboh** and tailback **Sterlin Phifer**.

Linebackers **Telvion Clark**, **Monte Gaddis** and **Alexander DiSanzo** join defensive tackle **Arnold Farmer** as defensive players among the seniors.

Cornerback **Jordan Love**, defensive back **Ryan Mays**, linebacker **Eric Schuster** and kickers **D.J. Soven** and **Drew Evangelista** are also part of the senior class.

TIGER SENIORS

7 - Peter Athens	QB	Huntingtown, Md.
13 - Telvion Clark	LB	Norfolk, Va.
70 - Anthony Davis	OG	Richmond, Va.
12 - Alexander DiSanzo	LB	Fair Lawn, N.J.
43 - Drew Evangelista	P-PK	Cedar Grove, N.J.
96 - Arnold Farmer	DT	Baltimore, Md.
47 - Will Fleming	TE	Akron, Ohio
11 - Monte Gaddis	LB	Cleveland, Ohio
62 - Randall Harris	OT	Lanham, Md.
57 - Charles Johnson	OG	Baltimore, Md.
9 - Leon Kinnard	WR	Reisterstown, Md.
7 - Jordan Love	CB	Washington, D.C.
14 - Ryan Mays	DB	Reisterstown, Md.
84 - James Oboh	TE	Olney, Md.
21 - Sterlin Phifer	TB	Virginia Beach, Va.
71 - Eric Pike	OT	Landover, Md.
44 - Eric Schuster	LB	Laurel, Md.
60 - Doug Shaw	OC	Woodbine, Md.
90 - D.J. Soven	P-PK	Weston, Fla.



Tiger Seniors

CAA WEEKLY HONORS: The Tigers have been the recipients of a number of the Colonial Athletic Association weekly awards.

Junior **Terrance West** was the recipient of four CAA Offensive Player of the Week awards and now has a CAA record 11 weekly awards in his career ... West was honored after Tiger wins over Connecticut, Delaware State, New Hampshire and Richmond.

The Tigers were also honored with five CAA Defensive Player of the Week awards ... Senior linebacker **Telvion Clark** was honored twice while defensive back **Donnell Lewis** earned two weekly honors ... Clark was named as the Defensive Player of the Week after Towson's wins over New Hampshire and Richmond ... Lewis picked up the award after wins over Albany and William & Mary ... After Towson's win over James Madison, junior cornerback **Tye Smith** was the CAA Defensive Player of the Week.

In September, junior **Derrick Joseph** was named as the CAA's Special Teams Player of the Week after returning a kickoff for a touchdown against Delaware State ... Freshman **Darius Victor** was the CAA Rookie of the Week after Towson's win at North Carolina Central.



Donnell Lewis leads the Tigers' offensive defense with two touchdowns.



Tye Smith was the CAA Defensive Player of the Week in November.

MANY HAPPY RETURNS: Junior **Derrick Joseph** has provided the Tigers with an explosive threat as a kickoff return specialist ... The CAA leader in kickoff returns as a freshman, he is a three-time All-CAA selection.

In 2013, Joseph is averaging 23.8 yards per kickoff return with two kickoff returns for touchdowns ... In the Tigers' win over Delaware State, Joseph opened the second half with a 95-yard kickoff return for a

touchdown ... That enabled him to become the first player in school history with three kickoff returns for touchdowns in his career ... In the loss to Villanova, he had a 90-yard kickoff return for a TD.

Joseph is one of nine NCAA FCS players with two kickoff returns for touchdowns this season.

Joseph also had a 99-yard kickoff return for a TD against St. Francis last season and returned a kickoff 93 yards for a TD at New Hampshire as a freshman.

In his career, Joseph has returned 84 kickoffs for 2,181 yards and a 26.0 average, a school record.

TOWSON'S KICKOFF RETURNS FOR TD'S

Date	Yds.	Name	Opponent
Oct. 12, 2013	90	Derrick Joseph	Villanova
Sept. 14, 2013	95	Derrick Joseph	Delaware State
Sept. 22, 2012	99	Derrick Joseph	St. Francis
Nov. 12, 2011	93	Derrick Joseph	New Hampshire
Sept. 9, 1995	89	Maurice Sydnor	Butler
Sept. 23, 1993	86	Maurice Sydnor	Chas. Southern
Oct. 8, 1988	84	David Meggett	Howard
Sept. 10, 1988	100	David Meggett	Northeastern
Sept. 29, 1985	96	Mike Barth	Amer. Intern'l

WEST BREAKS FCS SINGLE SEASON SCORING RECORD: Junior running back **Terrance West** has broken the NCAA FCS single season records for touchdowns scored and points scored ... He broke the single season record for rushing touchdowns with 40 this season ... His 41 touchdowns ... broke the record set by **Omar Cuff** of Delaware in 2007 ... West also has 246 points this season, breaking Cuff's record.

With 85 (83 rushing, two receiving) career touchdowns scored in 36 games, West enters the NDSU game just four touchdowns shy of the NCAA FCS career record for TDs scored ... **Brian Westbrook** of Villanova holds the record with 89 touchdowns ... **Adrian Peterson** of Georgia Southern is second on the list with 87 touchdowns.

WEST BREAKS NCAA FCS RUSHING RECORD: Thanks to his 115-yard rushing effort against Eastern Washington, **Terrance West** now has 2,410 rushing yards this season, the highest single season total in NCAA FCS history ... He broke the NCAA FCS single season rushing record set by **Jamaal Branch** of Colgate in 2003 ...

NCAA FCS CAREER TOUCHDOWN LEADERS

Name	Years	TD
Brian Westbrook, Villanova	1997-2001	89
Adrian Peterson, Ga. South.	1998-2001	87
Terrance West, Towson	2011-pres.	85
Kevin Richardson, App. St.	2004-07	74
Omar Cuff, Delaware	2004-07	73

NCAA FCS SINGLE SEASON RUSHING LEADERS

Name	Season	Atts.	Yds.	Avg.
Terrance West, Towson	2013	391	2,410	6.2
Jamaal Branch, Colgate	2003	450	2,326	5.2
Charles Roberts, Sacramento State	1998	386	2,260	5.8
Arnold Mickens, Butler	1994	409	2,255	5.5
Jerry Azumah, New Hampshire	1998	342	2,195	6.4

Branch had 2,326 yards on 450 carries ... In the win over Eastern Illinois, West broke the Towson single season record of 2,016 rushing yards, set by **Tony Vinson** in 1993.

With 2,410 rushing yards, West also set the Colonial Athletic Association for rushing yards in a season.

He also clinched the 2013 NCAA FCS rushing title by passing **Zach Zenner** of South Dakota State .. Zenner finished the season with 2,015 yards.

In fact, West is the leading rusher in all of college football ... **Andre Williams** of Boston College leads BCS with 2,102 yards while **Franklin Quiteh** of Bloomsburg leads Division II (2,195) ... **Domonique Hayden** of Thomas More led Division III with 2,017 yards.



Terrance West

NCAA FCS RANKINGS The Sports Network

Final Regular Season			
School	Record	Pts.	LW
1. North Dakota State (143)	11-0	3,575	1
2. Eastern Illinois	11-1	3,416	2
3. Eastern Washington	10-2	3,278	3
4. Montana	10-2	2,997	5
5. Towson	10-2	2,780	7
6. McNeese State	10-2	2,711	9
7. Southeastern Louisiana	10-2	2,698	8
8. Northern Arizona	9-2	2,526	10
9. Fordham	12-1	2,372	12
10. Maine	10-2	2,356	4
11. Coastal Carolina	11-2	2,012	11
12. Bethune-Cookman	10-3	1,959	14
13. South Dakota State	8-4	1,788	16
14. Sam Houston State	9-4	1,666	9
15. New Hampshire	8-4	1,451	21
16. Montana State	7-5	1,220	13
17. Youngstown State	8-4	1,053	15
18. Samford	8-4	988	24
19. Tennessee State	10-3	784	25
20. Jacksonville State	9-3	565	NR
21. Chattanooga	8-4	517	23
22. Southern Utah	8-4	487	20
23. Charleston Southern	10-3	452	18
24. Lehigh	8-3	370	17
25. South Carolina State	9-3	312	NR

Others receiving votes: Liberty 278, Harvard 271, William & Mary 259, Central Arkansas 200, Princeton 138, Sacred Heart 125, Delaware 122, Northern Iowa 108, Furman 106, Villanova 97, Wofford 96, James Madison 87, Southern Illinois 74, Alcorn State 38, Georgia Southern 37, Richmond 23, Eastern Kentucky 22, Jackson State 17, Illinois State 16, Butler 8, Gardner-Webb 7, Lafayette 7, Marist 6.

Teams in bold are still alive in FCS playoffs.

NCAA FCS RANKINGS Coaches Poll

Final Regular Season			
School	Record	Pts.	LW
1. North Dakota State (25)	10-0	625	1
2. Eastern Illinois	11-1	600	2
3. Eastern Washington	10-2	575	3
4. Towson	10-2	535	5
5. Montana	10-2	517	6
6. McNeese State	10-2	490	8
7. Southeastern Louisiana	10-2	465	10
8. Maine	10-2	428	4
9. Northern Arizona	9-2	407	12
10. Fordham	12-1	400	11
11. Coastal Carolina	11-2	398	7
12. Bethune-Cookman	10-3	356	14
13. South Dakota State	8-4	322	17
14. Sam Houston State	9-4	244	9
15. New Hampshire	8-4	209	24
16. Samford	8-4	177	23
17. Tennessee State	10-3	163	25
18. Montana State	7-5	151	13
19. Youngstown State	8-4	128	18
20. Charleston Southern	10-3	110	16
21. Jacksonville State	9-3	109	RV
22. Harvard	9-1	105	RV
23. Chattanooga	8-4	90	21
24. Lehigh	8-3	83	15
25. Southern Utah	8-4	81	22

Others receiving votes: South Carolina State 79, Princeton 59, William & Mary 43, Sacred Heart 32, Alcorn State 23, Central Arkansas 22, Jackson State 18, Butler 11, Liberty 11, Cal Poly 7, Furman 6, Villanova 6, Lafayette 2.

Teams in bold are still alive in FCS playoffs.

TIGERS RANK AMONG NCAA FCS LEADERS IN SACKS: With 41 sacks in 15 games, the Tigers are 13th in the NCAA FCS in sacks ... Towson is averaging 2.73 sacks per game.

Junior **Ryan Delaire** leads the Tigers with 11.5 sacks in 14 games ... He is sixth in NCAA FCS ... In the Tigers' win at Stony Brook, Delaire had three sacks ... A first team All-CAA selection, he also had a pair of key sacks in the second half to help the Tigers beat William & Mary ... Delaire also had two sacks at Eastern Illinois.

But Delaire has had a lot of help putting pressure on opposing quarterbacks ... The Tigers have 16 players who have received credit for at least a partial sack.

Defensive end **Drew Cheripko** has made six sacks while senior linebacker **Telvion Clark** has 4.5 sacks.



Tiger offense celebrates a touchdown.

DRIVE TIME: In its 15 games, Towson has seven drives of 90 or more yards.

At UConn, the Tigers used a 95-yard, 13-play drive to take a 19-10 lead in the third quarter ... In their win at Holy Cross, the Tigers had two drives of 90-plus yards en route to a 49-7 win.

At Stony Brook, the Tigers staged their most dramatic drive of the season ... Trailing by 21-20 in the fourth quarter, the Tigers marched 96 yards in 10 plays to take a 28-21 with 2:38 left in the fourth quarter ... **Darius Victor** capped off the drive by scoring on a 31-yard run.

On the first possession at Richmond, the Tigers went 98 yards on six plays ... West's TD reception capped off the 98-yard march that took eight plays.

TIGERS' LONGEST TD DRIVES

Opponent	Plays	Yds.	Time	Result
Connecticut	13	95	7:35	Athens, 1 run
Holy Cross	10	90	4:35	Oboh, 16 pass
Holy Cross	5	96	2:20	Athens, 24 run
Stony Brook	10	96	4:58	Victor, 31 run
Villanova	20	90	7:46	West, 1 run
at Richmond	6	98	2:45	West, 6 pass
at Richmond	8	93	3:52	West, 1 run

TERRANCE WEST FINISHES THIRD IN WALTER PAYTON VOTING: Junior running back **Terrance West** of the Tigers finished third in voting for the Walter Payton Award ... **Jimmy Garoppolo** of Eastern Illinois won the award while **Vernon Adams** of Eastern Washington was runner-up ... The winner of the Jerry Rice award as the top freshman in FCS in 2011, West finished sixth in the Payton Award voting last year ... The Walter Payton Award and the Jerry Rice Award are presented by **The Sports Network** and sponsored by Fathead.com.

TERRANCE WEST EARNS FOUR WEEKLY CAA HONORS: All-American running back **Terrance West** was named as the Colonial Athletic Association Offensive Player of the Week four times this season ... He has now been honored as the CAA Offensive Player of the Week seven times in his career ... In his career, he has now picked up 11 weekly honors from the CAA, a league record ... **Andrew Pierce** of Delaware has nine weekly awards from the CAA.

MORE HONORS FOR WEST: Named first team All-American by The Sports Network, Associated Press and Walter Camp Foundation ... Honored as ECAC Offensive Player of the Year ... Winner of the first FCS ADA Running Back of the Year award.

WILD, WILD WEST: Named as the 2013 Colonial Athletic Association Offensive Player of the Year ... named as the 2012 and 2013 Colonial Athletic Association Pre-Season Offensive Player of the Year ... also named to 2012 and 2013 Pre-Season All-CAA team ... named to pre-season watch list for the Walter Payton Award for the second year in a row ... selected as a second team Pre-Season All-American in 2013 by **The Sports Network** ... named as the winner of the first Jerry Rice Award in 2011, presented to the top freshman in NCAA FCS football by **The Sports Network** and fathead.com ... received award from **Jerry Rice** at **The Sports Network** FCS Awards Dinner in Frisco, Texas ... set Towson single season record with 29 touchdowns scored in 2011 ... led NCAA FCS with 29 touchdowns in 2011, setting a record for touchdowns scored by a freshman ... 2011 NCAA FCS scoring leader with 174 points in 11 games, an average of 15.8 points per game ... has scored 85 career touchdowns in 36 games ... leading rusher in Towson football history ... named All-CAA first team three times ... has been named as CAA Offensive Player of the Week seven times in career.

2013 SEASON: Named first team All-CAA for the third year in a row ... led Tigers to first win over FBS program, a 33-18 victory over Connecticut with 156 yards on 36 carries and scored two touchdowns at UConn ... picked up 121 yards on 17 carries with two TD's at Holy Cross ... tied Towson single game record by scoring five touchdowns in 49-7 victory over Delaware State ... has topped the 100-yard mark 11 times in 14 games ... surpassed the 1,000-yard mark against Albany ... first Tiger to run for more than 1,000 yards three years in a row.



Terrance West at LSU.

Became Tigers' career rushing leader in win at Richmond as he gained 272 yards on 29 carries and scored four rushing touchdowns ... also caught a TD pass at Richmond ... named as CAA Offensive Player of the Week for the fourth time ... ran for 206 yards on 29 carries and scored two touchdowns against Delaware ... surpassed the 4,000-yard career rushing mark in the Tigers' win at William & Mary with 157 yards on 30 carries ... set NCAA FCS post-season single game record with 354 rushing yards on 39 carries with five touchdowns at Eastern Illinois in FCS quarter-finals.

2012 SEASON: Led Tigers in rushing for the second straight year ... ran for 1,046 yards on 195 carries with 14 rushing touchdowns ... led CAA in rushing with a 104.6 average ... also led CAA in scoring ... named first team All-CAA for the sec-

ond time ... named third team All-American by College Sports Madness ... ran for more than 100 yards five times ... had six multi-touchdown games ... had 22 carries for 79 yards and scored two TD's at Louisiana State ... ran for 144 yards on 23 carries with two touchdowns in win at Villanova and caught a 78-yard TD pass ... led Tigers to win at Delaware with 113 yards on 30 carries and two touchdowns ... scored game-winning TD in overtime on a three-yard run ... capped off season with a 236-yard effort at New Hampshire on 19 carries and scored twice ... named as CAA Offensive Player of the Week after Tigers' 64-35 win.

2011 SEASON: Winner of the Jerry Rice Award winner as the top freshman in FCS football ... named first team All-American by the Walter Camp Foundation, The Sports Network, Phil Steele's Magazine and the College Sports Journal ... named as ECAC Offensive Rookie of the Year and first team All-ECAC ... All-Colonial Athletic Association first team pick who was named as the CAA Offensive Rookie of the Year ... named second team All-American by Associated Press ... two-time CAA Offensive Player of the Week ... honored as CAA Rookie of the Week four times.

Terrance West Game-By-Game					
2011 Season	Atts.	Yds.	Long	TD	
Morgan St.	0	0	--	0	
Villanova	11	40	13	2	CAA ROW
Colgate	11	85	22	3	
at Maryland	9	49	23	0	
Richmond	21	128	25	4	CAA ROW
at Old Dominion	16	148	54	2	CAA ROW
at William & Mary	23	141	24	3	CAA ROW
Delaware	27	155	46	4	
at Maine	21	183	48	3	CAA POW
New Hampshire	23	261	72	4	CAA POW
at Rhode Island	19	52	10	2	
Lehigh	11	52	11	2	
Totals	194	1,294	72	#29	
# led NCAA FCS					
2012 Season	Atts.	Yds.	Long	TD	
at Kent State	14	36	13	2	
William & Mary	27	153	37	0	
St. Francis, Pa.	8	62	25	3	
at LSU	22	79	15	2	
at James Madison	28	112	18	0	
Maine	18	96	33	1	
Old Dominion		DNP			
at Villanova	23	144	48	2	
at Delaware	30	113	24	2	
Rhode Island	6	20	9	0	
at New Hampshire	19	236	64	2	CAA POW
Totals	195	1,046	64	14	
2013 Season	Atts.	Yds.	Long	TD	
at UConn	36	156	23	2	CAA POW
at Holy Cross	17	121	44	2	
Delaware State	16	82	23	5	CAA POW
at NC Central	31	139	22	2	
at Stony Brook	26	150	36	1	
New Hampshire	28	238	60	3	CAA POW
Villanova	15	61	15	2	
at Albany	22	183	59	2	
at Richmond	29	272	79	4	CAA POW
Delaware	29	206	23	2	
at William & Mary	30	157	19	2	
James Madison	22	100	16	3	
Fordham	24	76	14	3	
at Eastern Illinois	39	354	63	5	
at E. Washington	27	115	21	2	
Totals	391	2,410	79	40	
CAREER	780	4,750	79	83*	
<i>* West has scored 85 total touchdowns in his career. He has caught two touchdown passes.</i>					

TERRANCE WEST BY THE NUMBERS

- 1 Leads college football with 2,410 rushing yards
- 1 Leads college football with 41 touchdowns
- 4 200-yard rushing games this season
- 4 CAA Offensive Player of Week four times this season
- 5 Scored five touchdowns in game three times this season
- 7 CAA Offensive Player of Week seven times in career
- 12 100-yard rushing games this season
- 16 Has scored at least one touchdown in 16 straight games
- 23 Has 23 100-yard rushing games in career
- 41 Touchdowns scored in 2013
- 85 Touchdowns scored in career
- 4,750 Has rushed for 4,750 career yards

on 11 carries with two touchdowns ... led Tigers to 31-28 victory over No. 14 Richmond by rushing for 128 yards on 21 carries with four touchdowns ... helped Tigers to 39-35 victory at No. 18 Old Dominion by rushing for 148 yards on 16 carries with two TD's ... led Tigers to a 38-27 win at No. 14 William and Mary by running for 141 yards on 23 carries with three touchdowns ... matched career high with four touchdowns against Delaware ... picked up 155 yards on 27 carries against UD ... ran for 183 yards on 21 carries at Maine ... named as CAA Offensive Player of the Week after win at Maine ... exploded for 261 yards on 23 carries to lead Tigers to a 56-42 win over No. 8 New Hampshire ... had third four-TD game in win over UNH ... named as the CAA Offensive Player of the Week for the second time after win over UNH.

QUARTERBACKS

7 - PETER ATHENS, Sr. QB (15 GP/15 GS):

Fifth-year senior ... missed 2010 season while recovering from knee surgery ... suffered shoulder injury in win at Eastern Washington ... **2013 SEASON:** Has led Tigers to a 13-2 record ... has completed 228 of 353 passes for 3,194 yards and 19 touchdowns in 15 games ... ranks second in CAA with 151.6 passing efficiency ... has completed 29 of 37 passes in FCS playoffs for 560 yards and five touchdowns ... had 343 yards passing against New Hampshire ... completed 13 of 20 passes for 192 yards and a touchdown at UConn with a rushing TD ... passed for 232 yards and two TD's at Holy Cross ... scored on a 24-yard run at Holy Cross ... had career-high 355 yards against Villanova ... threw for 294 yards in win at Albany ... has run for 169 yards on 62 carries with two touchdowns ... has only been sacked 10 times ... had career high three TD passes against Fordham ... completed eight of nine passes for 144 yards and two touchdowns in win at Eastern Washington ... **2012 SEASON:** Played in one game as reserve ... **2011 SEASON:** Played in five games ... started at Maryland, completing 17-of-29 passes for 217 yards ... **2010 SEASON:** DNP ... **2009 SEASON:** Started six games before suffering ACL injury ... completed 59-of-112 passes for 691 yards and six TD's ... CAA Rookie of Week after win over Coastal Carolina.



PETER ATHENS

Season	GP	Atts.	Comp.	Pct.	Int.	Yds.	TD	Rushes	Yds.	TD
2013	15	353	228	.646	12	3194	19	62	169	2
2012	1	0	0	---	0	0	0	0	0	0
2011	5	34	22	.647	2	332	1	15	47	0
2010	DID NOT PLAY - INJURED									
2009	6	112	59	.527	12	691	6	31	132	1
CAREER	27	499	309	.619	26	4,217	26	108	348	3

PETER ATHENS CAREER HIGHS

Passing Attempts:..... 41, vs. Villanova, 2013
Pass Completions:..... 24, vs. Villanova, 2013
Passing Yards:..... 355 yds., vs. Villanova, 2013
Interceptions:..... 5, vs. New Hampshire, 2009
Touchdown Passes:..... 3, vs. Fordham, 2013
Longest Pass:..... 80 yds., vs. Villanova, 2013
Rushing Attempts:..... 13., at Rhode Island, 2009
Rushing Yards:..... 74 yds., at Rhode Island, 2009
Longest Rush:..... 35 yds., at Rhode Island, 2009
Touchdowns:..... 1, at Rhode Island, 2009; at UConn, 2013; at Holy Cross, 2013

4 - CONNOR FRAZIER, So. QB (15 GP/1 GS):

Versatile quarterback who competed for starting position in pre-season ... serves as holder on all placements .. has lined up at wide receiver and has punted ... one of the Tigers' unsung heroes ... **2013 SEASON:** Has played in all 15 games ... led Tigers to a 35-31 win at Eastern Washington with two fourth quarter drives ... scored winning touchdown on a one-yard run with 17 seconds left ... ran for 98 yards at Eastern Washington ... has run for for 212 yards on 38 carries ... ran for 40 yards on five carries at Eastern Illinois ... has caught four passes for 62 yards and a touchdown ... scored first touchdown of career in win over James Madison by catching a 35-yard touchdown pass from Peter Athens ... completed two passes for 36 yards against New Hampshire ... has punted three times for a 37.7 average ... had two big plays in win over William & Mary ... picked up first down on fake field goal to set up go-ahead touchdown ... recovered fumble in end zone for two-point conversion.



CONNOR FRAZIER

Season	GP	Atts.	Comp.	Pct.	Int.	Yds.	TD	Rushes	Yds.	TD	Recs.	Yds.	Long	TD
2012	4	1	0	.000	0	0	0	5	29	0	0	0	0	0
2013	15	14	9	.643	0	141	0	38	212	2	4	62	35	1
CAREER	19	15	9	.600	0	141	0	43	241	2	4	62	35	1

CONNOR FRAZIER CAREER HIGHS

Passing Attempts:..... 10, at Eastern Washington, 2013
Pass Completions:..... 6, at Eastern Washington, 2013
Passing Yards:..... 98 yds., at Eastern Washington, 2013
Interceptions:.....
Touchdown Passes:.....
Longest Pass:..... 50 yds., at Eastern Washington, 2013
Rushing Attempts:..... 18, at Eastern Washington, 2013
Rushing Yards:..... 98 yds., at Eastern Washington, 2013
Longest Rush:..... 19 yds., at Eastern Washington, 2013
Touchdowns:..... 1, at Eastern Illinois, 2013; at Eastern Washington, 2013
Receptions:..... 2, vs. Villanova, James Madison, 2013
Receiving Yards:..... 42 yds., vs. James Madison, 2013
Longest Reception:..... 35 yds., vs. James Madison, 2013
Touchdowns:..... 1, vs. James Madison, 2013

FULLBACKS

49 - EMMANUEL HOLDER, So. FB (15 GP/12 GS):

Named first team All-CAA ... second-year performer at fullback ... named to 2013 Pre-Season All-CAA team ... named as honorable mention Freshman All-American by College Sports Journal in 2012 ... six of 21 career catches have been for touchdowns ... **2013 SEASON:** Played in all 15 games with 12 starts ... has two carries for 17 yards ... has caught 15 passes for 160 yards and three touchdowns ... caught an 18-yard TD pass in victory over New Hampshire ... had a five-yard TD catch against Delaware ... had a one-yard touchdown reception at Eastern Washington ... **2012 SEASON:** Played in all 11 games and started twice ... caught six passes for 60 yards and three touchdowns ... named as CAA Rookie of the Week after catching two TD passes at Delaware ... also caught a three-yard touchdown pass at New Hampshire ... ran for 23 yards on three carries ... honorable mention All-State pick who played defensive line at Calvert Hall H.S.



EMMANUEL HOLDER

Season	GP	Rushes	Yds.	Long	TD	Recs.	Yds.	Long	TD
2013	15	2	17	14	0	15	160	18	3
2012	11	3	22	14	0	6	60	25	3
CAREER	26	5	39	14	0	21	220	25	6

EMMANUEL HOLDER CAREER HIGHS

Rushing Attempts:..... 2, vs. St. Francis, 2012
Rushing Yards:..... 20, vs. St. Francis, 2012
Touchdowns:.....
Receptions:..... 3, at Delaware, 2012
Yards:..... 36, at Delaware, 2012
Touchdowns:..... 2, at Delaware, 2012

48 - DREON JOHNSON, So. FB (15 GP/0 GS):

Very good blocker who has seen action in all 15 games this season ... solid special teams player who has made seven tackles this season ... **2013 SEASON:** Has not carried the ball this season ... **2012 SEASON:** Appeared in seven games as reserve fullback ... had three carries for six yards ... had two carries for five yards at New Hampshire in season finale.



DREON JOHNSON

Season	GP	Rushes	Yds.	Long	TD	Recs.	Yds.	Long	TD
2013	15	0	0	--	0	0	0	--	0
2012	7	3	6	2	0	0	0	--	0
CAREER	22	3	6	2	0	0	0	--	0

THE TIGERS IN 2013

When Tigers score first.....	6-0
When opponents score first	7-2
When leading after first quarter	4-0
When tied after first quarter	4-0
When trailing after first quarter	5-2
When leading at halftime	10-1
When trailing at halftime	2-1
When tied at halftime	1-0
When leading after three quarters	11-1
When trailing after three quarters	2-1
Winning turnover battle	7-0
Turnovers tied	4-1
Losing turnover battle	2-1
When outrushing opponent	12-1
When controlling time of possession	10-1
When winning the coin toss	10-0

RUNNING BACKS

28 - TERRANCE WEST, Jr. RB (15 GP/15 GS):

Consensus All-American first team selection ... named as CAA Offensive Player of the Year in 2013 ... finished third in voting for the Walter Payton Award ... winner of the Jerry Rice Award as the top freshman in FCS football in 2011 ... CAA Pre-Season Offensive Player of the Year twice ... leading rusher in school history with 4,750 yards and 83 rushing touchdowns in 36 career games ... has had 23 100-yard rushing games in career ... owns school record for career touchdowns (85) ... **2013 SEASON:** Leads NCAA FCS with a record 2,410 yards in 15 games ... leads all NCAA players (all divisions) with 41 touchdowns ... named CAA Player of the Week four times ... named All-CAA first team for third year in a row ... has rushed for 100 yards 12 times in 15 games ... has scored at least one touchdown in all 15 games ... ran for more than 200 yards in three games ... tied school record with five rushing touchdowns against Delaware State ... also scored five touchdowns in wins at Richmond and Eastern Illinois ... CAA career leader in rushing touchdowns scored ... **2012 SEASON:** Named first team All-CAA ... ran for 1,046 yards with 14 rushing touchdowns ... named as CAA Offensive Player of the Week after rushing for 236 yards at New Hampshire ... led Tigers to win at Villanova by rushing for 144 yards on 23 carries and two touchdowns ... also caught 78-yard TD pass at Villanova ... **2011 SEASON:** Named as CAA Offensive Rookie of the Year and first team All-CAA ... Tigers' top rusher with 1,294 yards on 194 carries ... set school record with 29 touchdowns scored ... led NCAA FCS in touchdowns.



TERRANCE WEST

Season	GP	Rushes	Yds.	Long	TD	Recs.	Yds.	Long	TD
2013	15	391	2410	79	40	21	219	29	1
2012	10	195	1046	64	14	5	102	78	1
2011	11	194	1294	72	29	5	25	10	0
CAREER	36	780	4750	79	83	31	346	78	2

TERRANCE WEST CAREER HIGHS

Rush Attempts:..... 39, at Eastern Illinois, 2013
Rushing Yards:..... 354 yds., at Eastern Illinois, 2013
Rushing Touchdowns:..... 5, vs. Delaware State, at Eastern Illinois, 2013
Longest Rush:..... 79 yds., at Richmond, 2013
Receptions:..... 6, vs. Villanova, 2013
Receiving Yards:..... 101 yds., vs. Villanova, 2013
Longest Reception:..... 78 yds., at Villanova, 2012 (TD)
Receiving Touchdowns:..... 1, at Villanova, 2012; at Richmond, 2013

27 - DARIUS VICTOR, Fr. RB (13 GP/0 GS):

Named as the 2013 CAA Offensive Rookie of the Year ... reserve tailback who has gotten more work due to injury to Sterlin Phifer ... **2013 SEASON:** Tigers' second-leading rusher with 618 yards on 93 carries ... averages 6.6 yards per carry ... second on team with eight touchdowns ... has rushed for 208 yards on 28 carries in Tigers' three NCAA FCS playoff games ... made debut at North Carolina Central and ran for 53 yards on six carries with two touchdowns ... named as CAA Rookie of the Week ... led Tigers to win at Stony Brook with five carries for 45 yards ... scored game-winning touchdown with a 31-yard run with 2:38 left ... ran for 57 yards on 10 carries against New Hampshire ... had 62 yards on 10 carries with a touchdown at Albany ... ran for 78 yards on 15 carries with one TD against Delaware ... rushed for 50 yards on nine carries at William & Mary ... caught a two-point conversion pass against Villanova ... led Tigers to win over Fordham with a career high 105 yards on 12 carries with two TD's.



DARIUS VICTOR

Season	GP	Rushes	Yds.	Long	TD	Recs.	Yds.	Long	TD
2013	13	93	618	31	7	5	71	41	1


DARIUS VICTOR CAREER HIGHS

Rush Attempts:..... 15, vs. Delaware, 2013
Rushing Yards:..... 105 yds., vs. Fordham, 2013
Longest Rush:..... 31 yds., at North Carolina Central, 2013
Receptions:..... 1, 4 times, 2013
Rushing Touchdowns:..... 2, at North Carolina Central, 2013
Receiving Yards:..... 41 yds., vs. Fordham, 2013
Receiving Touchdowns:..... 1, vs. Fordham, 2013
Receptions:..... 1, 4 times, 2013
Receiving Touchdowns:..... 1, vs. Fordham, 2013

OFFENSIVE LINEMEN

71 - ERIC PIKE, Sr. LT (15 GP/15 GS):

Consensus first team All-American ... outstanding offensive lineman who is a fourth-year starter at left tackle ... has been named first team All-CAA as a junior and senior ... two-year Tiger co-captain ... set a school record against James Madison by playing in the 46th game of his career ... has started 49 consecutive games ... named to Pre-Season All-CAA team twice ... named pre-season All-American second team by The Sports Network ... has an incredible work ethic ... has great size and very long arms ... smart offensive lineman who has tremendous focus ... **2013 SEASON:** Has started all 15 games ... **2012 SEASON:** Starter in all 11 games ... **2011 SEASON:** Team leader of the Turnaround Tigers who won the CAA championship ... named third team All-CAA as a sophomore.



62 - RANDALL HARRIS, Sr. RT (15 GP/15 GS):

Veteran lineman who has made tremendous improvement during career ... named first team All-CAA in 2012 and 2013 ... also named to Pre-Season All-CAA team in 2013 ... has played in 40 career games with 34 starts ... **2013 SEASON:** Starter at right tackle in first 15 games ... **2012 SEASON:** Starter at left guard in first two games ... started at right tackle in last eight games ... has gotten bigger and stronger over the last two seasons ... very fast, very athletic lineman with great size ... can play guard and tackle ... **2011 SEASON:** Tigers' regular starter at left guard ... played in 11 games and started eight times ... starter at guard in final seven games ... key to the Tigers' offensive line play which enabled Towson to average 229.9 rushing yards per game.



60 - DOUG SHAW, Sr. OC (15 GP/15 GS):

Very reliable performer who has played several positions in career ... named third team All-CAA as a senior ... one of the Tiger captains for the second year in a row ... second team All-CAA selection in 2012 ... named third team All-CAA in 2013 ... fourth-year starter at center ... incredibly strong lineman with tremendous quickness ... has also played fullback in career ... has played in 48 career games with 47 starts ... has started 42 of last 43 games ... **2013 SEASON:** Starter in Tigers' first 15 games ... **2012 SEASON:** Starter in all 11 games ... named second team All-CAA ... **2011 SEASON:** Starter at offensive center in 11 of 12 games ... did not play in Tigers' FCS playoff game against Lehigh.




70 - ANTHONY DAVIS, Sr. LG (13 GP/13 GS):

One of the Tiger co-captains ... veteran lineman who has played in 42 career games with 33 starts ... **2013 SEASON:** Started at left guard in first five games of the season ... suffered ankle injury at Stony Brook ... did not play against New Hampshire or Villanova ... returned to lineup in win at Albany ... had a rarity for an offensive lineman in win at William & Mary ... had two forced fumbles ... forced a fumble on Tigers' two-point conversion which was converted into two points ... **2012 SEASON:** Started at left guard in final nine games after Randall Harris moved to tackle ... **2011 SEASON:** Appeared in 11 games at guard and center ... made six starts ... starter at left guard five times ... made first career start at center in FCS playoff game against Lehigh due to injury to Doug Shaw ... **2010 SEASON:** Played in eight games at left guard and center ... started five of last six games at left guard ... made first career start against James Madison.




61 - SAM EVANS, Fr. RG (12 GP/11 GS):

Very talented first-year freshman who has started at right guard in first nine games of career ... Tigers' only first-year freshman starter ... All-Metro selection at nearby Loyola Blakefield High School in 2012 ... attended same high school as senior center Doug Shaw and senior wide receiver Leon Kinnard ... **2013 SEASON:** Had a very impressive pre-season ... made first career start in Tigers' 33-18 win at Connecticut ... did not play against Delaware or William & Mary due to injury.



79 - JAKE SCHUNKE, So. OG (10 GP/3 GS):

Top reserve on the offensive line ... has seen action at guard, tackle and tight end ... **2013 SEASON:** Started at tight end in Tigers' win at Richmond ... also made a start at guard in win at William & Mary ... missed first three games of season with an injury ... has played in 12 games the last two seasons and made four starts ... **2012 SEASON:** Appeared in three games as a red-shirt freshman ... made first start of career in Tigers' win over Rhode Island in final home game of season ... also saw action against Delaware and New Hampshire.



TIGHT END

84 - JAMES OBOH, Sr. TE (15 GP/12 GS): Sure-handed wide receiver who specializes in making clutch catches ... has caught 52 passes for 832 yards and 10 touchdowns in career ... **2013 SEASON:** Had a 16-yard touchdown reception at Holy Cross ... caught a nine-yard TD pass at North Carolina Central ... caught 9-yard TD pass against Villanova ... matched career high with four catches at William & Mary ... had 32-yard touchdown catch against Fordham ... caught two passes for 41 yards at Eastern Illinois ... made terrific 30-yard catch at EIU that made ESPN SportsCenter's plays of the day ... **2012 SEASON:** Hampered by early-season injury ... caught nine passes for 158 yards and two touchdowns ... had TD pass in opener at Kent State ... also had an 18-yard TD catch in win over Rhode Island ... **2011 SEASON:** Had 16 catches for 297 yards and three touchdowns ... caught three passes for 97 yards and two touchdowns in win over New Hampshire ... also caught a 31-yard touchdown pass in win at William & Mary ... **2010 SEASON:** Played in three games and caught four passes for 23 yards and a touchdown ... transfer from Florida Atlantic prior to season.



JAMES OBOH

Season	GP	Recs.	Yds.	Avg.	Long	TD
2013	15	23	354	15.4	49	4
2012	8	9	158	17.6	26	2
2011	12	16	297	18.6	56	3
2010	3	4	23	5.8	8	1
CAREER	38	52	832	15.7	56	10


JAMES OBOH CAREER HIGHS

Pass Receptions: 4, vs. Villanova, 2011; at William & Mary, 2013
Receiving Yards: 97 yds., vs. New Hampshire, 2011
Receiving Touchdowns: 2, vs. New Hampshire, 2011
Longest Reception: 56 yds., vs. New Hampshire, 2011 (TD)

WIDE RECEIVERS

9 - LEON KINNARD, Sr. WR (11 GP/11 GS):

Named third team All-CAA as a senior wide receiver ... suffered season-ending injury at William & Mary ... versatile performer who transferred from Connecticut prior to 2011 season ... lined up at wide receiver most of the time ... also returns punts and kickoffs ... leads Tigers with 43 receptions for 664 yards and a touchdown ... one of three Loyola Blakefield graduates on the Towson roster ... **2013 SEASON:** Caught four passes for 61 yards to lead Tigers to season-opening win over UConn ... had four catches for 59 yards at Holy Cross with a 33-yard touchdown catch ... caught career high seven passes for 102 yards at North Carolina Central ... had six receptions for 102 yards in win over New Hampshire ... had career long 73-yard catch against New Hampshire ... caught three passes for 105 yards against Delaware ... **2012 SEASON:** Caught 11 passes for 58 yards ... had three catches for 15 yards at Kent State ... averaged 6.5 yards per punt return, second in the CAA ... **2011 SEASON:** Played in all 12 games with eight starts ... lined up at several different positions during season ... Tigers' second-leading receiver with 36 receptions for 402 yards and one touchdown ... returned five kickoffs for 94 yards, an 18.8 average ... had six punt returns for a 1.5 average ... ran for 41 yards on nine carries, a 4.6 average ... helped Tigers to win over Richmond with team-leading five catches for 66 yards ... had three receptions for 31 yards and had a 36-yard kickoff return in Tigers' win at No. 18 Old Dominion ... also threw two-point conversion pass to Mike Evans with 3:13 left as Tigers rallied from 35-24 deficit in final minutes ... Tigers' top receiver in FCS playoff game against Lehigh who caught five passes for 94 yards and one touchdown.



LEON KINNARD

Season	GP	Recs.	Yds.	Avg.	Long	TD	Rushes	Yds.	TD	PR-Yds	KOR-Yds.
2013	11	43	664	15.4	73	1	2	5	0	0-0	3-57
2012	11	11	58	5.3	12	0	2	11	0	17-111	16-272
2011	12	36	402	11.2	66	0	7	41	0	6-9	5-94
CAREER	34	90	1,124	11.2	73	1	11	57	0	23-120	24-423

LEON KINNARD CAREER HIGHS

Pass Receptions: 7, at North Carolina Central, 2013
Receiving Yards: 105, vs. Delaware, 2013
Receiving Touchdowns: .. 1, vs. Lehigh, 2011; at Holy Cross, 2013
Longest Rush: 13 yds., at William & Mary, 2011
Longest Reception: 73 yds., vs. New Hampshire, 2013
Longest Kickoff Return: .. 36 yds., at Old Dominion, 2011
Longest Punt Return: 23 yds., at Delaware, 2012

2 - DERRICK JOSEPH, Jr. WR (15 GP/12 GS):

Third-year performer who also returns kickoffs ... named to All-CAA third team in 2013 ... earned All-CAA honors third team honors in 2012 ... was second team All-CAA as freshman ... has excellent hands and good speed ... averages 26.0 yards per kickoff return in career, a school record ... has school record four kickoff returns for TD's in career ... **2013 SEASON:** Had career high 189 kickoff return yards against Villanova ... had 90-yard kickoff return for TD against Villanova ... had a 95-yard kickoff return for a touchdown in Tigers' win over Delaware State ... became first Towson player with four kickoff returns for touchdowns in career ... has 31 catches for 318 yards and a touchdown ... caught first career touchdown pass against Delaware ... named as CAA Special Teams Player of the Week for third time in career ... **2012 SEASON:** Finished second in CAA with a 26.3 kickoff return average ... had two returns for 148 yards against St. Francis ... had 99-yard return for TD in win over Red Flash ... **2011 SEASON:** Led CAA in kickoff return average ... returned 35 kickoffs for 978 yards and a 27.9 average ... ninth in NCAA FCS in kickoff return average ... set Towson record with 978 kickoff return yards ... second team All-CAA ... led Tigers to win over No. 8 New Hampshire by returning five kickoffs for 167 yards ... opened second half with a 93-yard kickoff return for a touchdown ... had three kickoff returns for 87 yards at Rhode Island.



DERRICK JOSEPH

Season	GP	Recs.	Yds.	Avg.	Long	TD	Rushes	Yds.	TD	KOR	Yds.	Avg.	TD
2013	15	31	318	10.3	50	1	4	18	0	34	808	23.8	2
2012	8	1	12	12.0	12	0	0	0	0	15	395	26.3	1
2011	12	5	68	13.6	40	0	0	0	0	35	978	27.9	1
CAREER	35	37	398	10.8	50	1	4	18	0	84	2,181	26.0	4

DERRICK JOSEPH CAREER HIGHS

Pass Receptions: 8, vs. James Madison, 2013
Receiving Yards: 63, vs. Morgan State, 2011
Receiving Touchdowns: 1, vs. Delaware State, 2013
Longest Reception: 50 yards, at Eastern Washington, 2013
Kickoff Returns: 5, at Maryland, vs. Delaware, vs. UNH, 2011
Kickoff Return Yards: 187, vs. Villanova, 2013
KO Return Touchdowns: 1, four times (School record)
Longest KO Return: 99 yards, vs. St. Francis (Pa.), 2012

10 - SPENCER WILKINS, Jr. WR (9 GP/8 GS):

Tigers' top wide receiver who suffered season-ending injury at Richmond ... named third team All-CAA ... has caught 75 passes for 1,008 yards and five touchdowns in career ... Tigers' second-leading receiver in 2012 with 32 catches for 352 yards and a touchdown ... **2013 SEASON:** Caught 40 passes for 691 yards and four touchdowns ... topped the 100-yard receiving mark in three straight games ... averaged 17.9 yards per catch ... caught five passes for 55 yards in win at UConn ... had five catches for 59 yards and a touchdown at Stony Brook ... also caught a two-point conversion pass at Stony Brook ... had five receptions for 125 yards with an 80-yard touchdown against Villanova ... had six catches for 129 yards and a TD at Albany ... **2012 SEASON:** Caught at least one pass in 10 of 11 games ... caught five passes for 80 yards in season opener at Kent State ... caught lone touchdown pass of season in 49-35 win over Villanova ... had 11-yard TD reception with two seconds left in first half ... **2011 SEASON:** Appeared in 11 games ... caught nine passes for 123 yards ... caught a 10-yard touchdown pass in season opener against Morgan State.



SPENCER WILKINS

Season	GP	Recs.	Yds.	Avg.	Long	TD
2013	9	40	691	17.3	80	4
2012	11	32	352	11.0	26	1
2011	11	9	123	13.7	36	1
CAREER	31	81	1,166	14.4	80	6

SPENCER WILKINS CAREER HIGHS

Pass Receptions: 7, vs. New Hampshire, 2013
Receiving Yards: 153 yds., vs. New Hampshire, 2013
Receiving Touchdowns: 1, six times.
Longest Reception: 80 yds., vs. Villanova, 2013

WIDE RECEIVERS

29 - BRIAN DOWLING, Jr. WR-PR (15 GP/3 GS):

Transfer from Massachusetts ... versatile performer who can play wide receiver and running back ... also returns punts and kickoffs ... played in 19 games in two years at UMass ... **2013 SEASON:** Played in first 15 games ... made first start against James Madison ... fourth on team with 29 catches for 371 yards ... averages 3.7 yards per punt return ... had career high four catches for 88 yards and a touchdown in win at Eastern Washington ... had a 38-yard catch for a TD at Eastern Washington ... also had a clutch 22-yard catch in game-winning drive at EWU ... made a terrific catch for a 45-yard gain that set up a fourth quarter touchdown at Connecticut ... cored first career touchdown on eight-yard run at Holy Cross ... caught three passes for 15 yards at Holy Cross ... **At UMass:** Appeared in 10 games at UMass in 2012 ... caught two passes for 10 yards ... averaged 15.8 yards per kickoff return as a freshman.



BRIAN DOWLING

Season	GP	Recs.	Yds.	Avg.	Long	TD	Rushes	Yds.	TD	PR	Yds.	Avg.	TD
2013	15	29	371	12.1	45	1	4	17	1	14	52	3.7	0

BRIAN DOWLING CAREER HIGHS

Pass Receptions: 4, at Eastern Washington, 2013
Receiving Yards: 88 yds., at Eastern Washington, 2013
Receiving Touchdowns: 1, at Eastern Washington, 2013
Longest Reception: 45 yds., at Connecticut, 2013
Rushing Attempts: 3, at Holy Cross, 2013
Rushing Yards: 15 yds., at Holy Cross, 2013
Rushing Touchdowns: 1, at Holy Cross, 2013
Longest Rush: 8 yds., at Holy Cross, 2013 (TD)
Punt Returns: 3, vs. Delaware State, 2013
Punt Return Yards: 21, vs. Delaware State, 2013
Longest Punt Return: 16 yds., vs. Delaware State, 2013

6 - ARIONE SCOTT, So. WR (14 GP/4 GS):

Reserve wide receiver who has seen more playing time due to injuries to Leon Kinnard and Spencer Wilkins ... has appeared in 14 games and has started four times ... **2013 SEASON:** Did not appear in season opener at Connecticut ... has nine receptions for 115 yards ... has caught one pass in seven different games ... had a 20-yard catch against Delaware ... caught a seven-yard pass at Holy Cross ... had a key 13-yard reception in win at William & Mary, helping Tigers score first touchdown ... also had a 13-yard catch in win at Richmond ... caught two passes for 31 yards against Fordham ... **2012 SEASON:** Played in four games but did not make any receptions.



ARIONE SCOTT

Season	GP	Recs.	Yds.	Avg.	Long	TD
2013	14	9	115	12.8	20	0
2012	4	0	0	0.0	--	0
CAREER	18	9	115	12.8	20	0

ARIONE SCOTT CAREER HIGHS

Pass Receptions: 2, vs. Fordham, 2013
Receiving Yards: 31 yds., vs. Fordham, 2013
Receiving Touchdowns: 0
Longest Reception: 20 yds., vs. Delaware, 2013

18 - ANDRE DESSENBERG, Fr. WR (14 GP/3 GS):

Reserve wide receiver who has seen more playing time due to injuries to Leon Kinnard and Spencer Wilkins ... has appeared in 14 games and has started three times ... **2013 SEASON:** Has 12 receptions for 256 yards ... averages 21.3 yards per catch ... Tigers' leading receiver in NCAA FCS playoffs with seven catches for 169 yards and a TD ... had three catches for 94 yards and a touchdown against Fordham ... caught a 46-yard touchdown pass to give Tigers a 28-21 lead over the Rams ... caught two passes for 61 yards against North Carolina Central ... had a 29-yard reception at Eastern Illinois.



ANDRE DESSENBERG

Season	GP	Recs.	Yds.	Avg.	Long	TD
2013	14	12	256	21.3	46	1

ANDRE DESSENBERG CAREER HIGHS

Pass Receptions: 3, vs. Fordham, 2013; at Eastern Washington, 2013
Receiving Yards: 94 yds., vs. Fordham, 2013
Receiving Touchdowns: 1, vs. Fordham, 2013
Longest Reception: 46 yds., vs. Fordham, 2013

DEFENSIVE LINEMEN

56 - RYAN DELAIRE, Jr. DE (14 GP/14 GS):

Transfer from Massachusetts where he played two seasons ... earned first team All-CAA honors this season ... **2013 SEASON:** Started 14 of 15 games ... did not play at Albany due to injury ... tied for third in NCAA FCS with 11.5 sacks ... ranks second in CAA in sacks ... has made 66 tackles, sixth on the team ... has 17.5 tackles for lost yardage, third in the CAA ... has also recovered four fumbles and forced two fumbles ... leads CAA with four fumble recoveries ... made three tackles with 1.5 sacks against UConn in season-opening win ... had three sacks at Stony Brook ... had four tackles and two sacks at North Carolina Central ... recovered fumble against New Hampshire ... had career high nine tackles against Villanova ... made eight tackles with two sacks at William & Mary ... had six tackles and two sacks at Eastern Illinois ... **At UMass:** Made 19 tackles in 2012 with five tackles for lost yardage and 2.5 sacks ... made six tackles against Indiana in 2012 ... had a sack and forced fumble in win over Akron ... had nine tackles in 2011.



RYAN DELAIRE

Season	GP	UA	A	Tackles	TFL-Yds	Sacks-Yds.	PB	FF	FR
2013	14	42	24	66	17.5-86	11.5-73	5	2	4

RYAN DELAIRE'S CAREER HIGHS

Tackles: 9, vs. Villanova, vs. James Madison, 2013
Tackles For Yards Lost: 3, at Stony Brook, 2013
Sacks: 3, at Stony Brook, 2013
Fumbles Recovered: 1, four times, 2013

96 - ARNOLD FARMER, Sr. DT (15 GP/15 GS):

Tigers' most experienced defensive lineman ... smart lineman who is one of the strongest players on the team ... Towson's Defensive Scout Team Player of the Year in 2009 ... good student who has been named to the CAA Academic All-Conference team three times ... **2013 SEASON:** Has 35 tackles in 15 games ... had five tackles in win at Stony Brook ... made career high six tackles against Villanova ... led Tigers to win over Delaware State with five tackles ... had 1.5 sacks and forced a fumble ... made four tackles in win over James Madison ... has two blocked kicks this season ... **2012 SEASON:** Starter in all 11 games ... had 25 tackles ... made four tackles at Kent State ... had four tackles against St. Francis ... blocked field goal try at Delaware ... tied for team lead with two forced fumbles ... **2011 SEASON:** Played in 12 games ... had 11 tackles ... had four tackles for lost yardage ... helped Tigers to win at Maine with two tackles, including a sack.



ARNOLD FARMER

Season	GP	UA	A	Tackles	TFL-Yds	Sacks-Yds.	PB	FF	FR
2013	15	18	17	35	4.5-10	1.5-1	0	1	1
2012	11	12	13	25	1.5-14	1-12	0	2	0
2011	12	4	7	11	4-12	1-6	0	0	0
2010	5	0	0	0	0-0	0-0	0	0	0
CAREER	45	34	37	71	10-36	3.5-19	0	3	1

ARNOLD FARMER'S CAREER HIGHS

Tackles: 6, vs. Villanova, 2013
Tackles For Yards Lost: 2, vs. Maine, 2011
Sacks: 1, 3 times

99 - JON DESIR, So. DT (15 GP/15 GS):

Talented defensive lineman who earned starting role in pre-season ... appeared in all 11 games as a red-shirt freshman last year ... **2013 SEASON:** Starter in first 15 games ... has 54 tackles, eighth on team ... made four tackles at Connecticut ... intercepted a pass at UConn that set up the Tigers' go-ahead touchdown ... had five tackles against Villanova ... made six tackles against Delaware ... made four tackles with a sack and forced fumble against Fordham ... had five tackles at Eastern Illinois ... **2012 SEASON:** Played in all 11 games ... made 14 tackles ... had three tackles against Old Dominion.



JON DESIR

Season	GP	UA	A	Tackles	TFL-Yds	Sacks-Yds.	PB	Ints-Yds	FF	FR
2013	15	16	38	54	3-13	1.5-12	4	1-0	1	0
2012	11	12	13	25	1.5-14	1-12	0	0	0	0
CAREER	26	28	51	79	4.5-27	2.5-29	4	1	1	0

JON DESIR CAREER HIGHS

Tackles: 6, vs. Delaware, 2013
Sacks: 1, vs. Fordham, 2013
Tackles For Loss: 1, vs. St. Francis, 2012
Interceptions: 1, at Connecticut, 2013

54 - DREW CHERIPKO, Jr. DE (15 GP/14 GS): Solid pass rusher ... second on team with 6.0 sacks ... **2013 SEASON:** Starter in 14 of 15 games ... has made 47 tackles, ninth on the team ... has 6.0 tackles for lost yardage ... helped Tigers to win at Connecticut with a career high six tackles ... also had a sack at UConn ... had three tackles and 1.5 sacks in win at North Carolina Central ... had five tackles against Delaware ... had four tackles in at William & Mary ... made four tackles with a sack in win over James Madison ... had five tackles, including a sack in win over Fordham ... **2012 SEASON:** Played in all 11 games and made 15 tackles ... also had three sacks.



DREW CHERIPKO										
Season	GP	UA	A	Tackles	TFL-Yds	Sacks-Yds.	PB	Ints-Yds	FF	FR
2013	15	22	25	47	6.0-22	6-17	1	0	0	0
2012	11	5	10	15	3-12	3-12	0	0	0	0
2011	7	3	2	5	0-0	0-0	0	0	0	0
CAREER	33	30	37	67	9.0-34	9-29	1	0	0	0

DREW CHERIPKO CAREER HIGHS

Tackles:6, at Connecticut, 2013
Sacks:1.5, at North Carolina Central, 2013
Tackles For Yards Lost:1.5, at North Carolina Central, 2013

LINEBACKERS

13 - TELVION CLARK, Sr. LB (15 GP/15 GS): Named to All-CAA first team as a senior ... returning starter at outside linebacker ... transfer from Virginia Tech who joined Tigers in pre-season of 2012 ... two-time CAA Defensive Player of the week ... named as FCS National Defensive Player of the Week after Richmond win ... **2013 SEASON:** Tigers' leading tackler with 139 tackles in 15 games ... ranks fourth in CAA ... made career high 16 tackles at Richmond with two recovered fumbles ... scored on a 32-yard fumble return at Richmond ... had 14 tackles at Stony Brook ... made 13 tackles at UConn with one sack ... had seven tackles at Holy Cross ... had 11 tackles, a sack and two forced fumbles against UNH ... leads CAA with five forced fumbles ... second in CAA with three fumble recoveries ... **2012 SEASON:** Starter in 9 of 11 games ... made 49 tackles, fifth on team ... had 11 tackles and forced a fumble at LSU ... made five tackles in opener at Kent State ... made seven tackles in win over St. Francis ... had one fumble recovery in win over Maine ... two-year linebacker at Virginia Tech ... played in four games and made six tackles in 2011.



TELVION CLARK										
Season	GP	UA	A	Tackles	TFL-Yds	Sacks-Yds.	PB	Ints-Yds	FF	FR
2013	15	83	56	139	10.5-44	4.5-31	5	0	5	3
2012	11	29	20	49	2.5-6	0-0	2	0	1	1
CAREER	26	112	76	188	13.0-50	4.5-31	7	0	6	4

TELVION CLARK CAREER HIGHS

Tackles:16, at Richmond, 2013
Tackles For Loss:1.5, at Kent State, 2012
Sacks:1, three times.
Fumble Recovery:2, at Richmond, 2013
Forced Fumbles:2, vs. New Hampshire, 2013

22 - BRYTON BARR, So. LB (2 GP/2 GS): One of the Tiger co-captains ... only the second sophomore to serve as Tiger co-captain ... started all 11 games as a first-year freshman ... suffered season-ending injury at Holy Cross ... **2013 SEASON:** Starter in first two games of season ... made eight tackles against UConn ... **2012 SEASON:** Started in all 11 games as a first-year freshman ... made 74 tackles to tie for second on team ... made five tackles for lost yardage ... had two sacks and two forced fumbles ... had career high 10 tackles at James Madison ... had six tackles and a fumble recovery at LSU ... had five tackles and recovered a fumble in win over Maine ... had six tackles and a forced fumble in win at Villanova.



BRYTON BARR										
Season	GP	UA	A	Tackles	TFL-Yds	Sacks-Yds.	PB	Ints-Yds	FF	FR
2013	2	4	6	10	1.5-4	0.5-2	0	0	0	0
2012	11	42	32	74	5-18	2-13	0	0	1	2
CAREER	13	46	38	84	6.5-22	2.5-15	5	0	1	2

BRYTON BARR CAREER HIGHS

Tackles:10, at James Madison, 2012
Fumble Recoveries:1, at LSU, 2012; 1 vs. Maine, 2012
Forced Fumbles:1, at Villanova, 2012
Quarterback Sacks:1, at Villanova, 2012; 1 vs. Rhode Island, 2012

11 - MONTE GADDIS, Sr. LB (15 GP/15 GS): One of the Tigers' co-captains ... two-time All-CAA second team pick ... named to the 2013 Pre-Season All-Colonial Athletic Association team ... **2013 SEASON:** Starter in all 15 games ... second on team with 117 tackles ... has two interceptions ... made five tackles in season opener at UConn ... made five tackles at Holy Cross ... intercepted first pass at Holy Cross ... had interception and 35-yard return against Delaware State ... made nine tackles in win over New Hampshire ... made 11 tackles against Villanova ... had nine tackles in win at William & Mary ... made nine tackles in win over James Madison ... had 14 tackles and a sack at Eastern Illinois ... **2012 SEASON:** Led Tigers with 74 tackles in 10 games ... ranked 10th in CAA with 7.4 tackles per game ... led Tigers with 12 tackles for lost yardage ... tied for team lead with five sacks ... had 12 tackles against Old Dominion ... had 12 tackles in win at Villanova ... had seven tackles at LSU with a sack.



MONTE GADDIS										
Season	GP	UA	A	Tackles	TFL-Yds	Sacks-Yds.	PB	Ints-Yds	FF	FR
2013	15	67	50	117	8-24	2.5-15	1	2-35	1	1
2012	10	40	34	74	12-48	5-29	0	0	0	0
CAREER	25	107	84	191	20-72	7.5-44	1	2-35	1	1

MONTE GADDIS CAREER HIGHS

Tackles:14, at Eastern Illinois, 2013
Sacks:2, at Villanova, 2012
Tackles For Yards Lost:3, at Villanova, 2012
Interceptions:1, at Holy Cross, 2013; vs. Delaware State, 2013

39 - FRED OVERSTREET, Jr. LB (14 GP/2 GS): Outside linebacker who has received more playing time as the season has progressed ... has played in 14 games with two starts ... started against William & Mary and James Madison ... **2013 SEASON:** Has made 36 tackles ... had career high nine tackles against Delaware ... helped Tigers to win at William & Mary with five tackles ... also made five tackles in win over James Madison ... had a seven-yard sack in win at Richmond ... **2012 SEASON:** Transfer from Rutgers prior to season ... did not see any game action.



FRED OVERSTREET										
Season	GP	UA	A	Tackles	TFL-Yds	Sacks-Yds.	PB	Ints-Yds	FF	FR
2013	14	24	12	36	2-12	1-7	0	0	0	0

FRED OVERSTREET CAREER HIGHS

Tackles:9, vs. Delaware, 2013
Sacks:1, at Richmond, 2012
Tackles For Yards Lost:1, at Richmond, vs. James Madison, 2013

40 - ALEXANDER DiSANZO, Sr. LB (4 GP/3 GS): Veteran linebacker who made seasonal debut against James Madison ... was granted an extra year of eligibility by the NCAA prior to the James Madison game ... **2013 SEASON:** Played in four games with three starts ... made six tackles in win over James Madison ... had 1.5 tackles for lost yardage ... had seven tackles and recovered a fumble against Fordham ... matched career high with 10 tackles at Eastern Illinois ... clinched win by recovering onside kick ... had eight tackles at Eastern Washington ... **2011 SEASON:** Transfer from Boston College ... started in 11 games ... made 68 tackles, fourth on the team ... tied for team lead with three interceptions ... had seven tackles and interception in win over Colgate ... had interception in win at William & Mary.



ALEXANDER DiSANZO										
Season	GP	UA	A	Tackles	TFL-Yds	Sacks-Yds.	PB	Ints-Yds	FF	FR
2013	4	19	12	31	1.5-6	0-0	0	0	0	1
2012					DNP					
2011	11	34	34	68	4-12	0-0	4	3-8	0	1
CAREER	15	53	46	99	5.5-18	0-0	4	3-8	0	2

ALEXANDER DiSANZO CAREER HIGHS

Tackles:10, at William & Mary, 2011; at E. Illinois, 2013
Sacks:-----
Tackles For Yards Lost:3, at Rhode Island, 2011
Fumbles Recovered:1, vs. Villanova, 2011; vs. Fordham, 2013
Interceptions:1, vs. Colgate, at William & Mary, at Maine, 2013

DEFENSIVE BACKS

15 - DONNELL LEWIS, So. DB (15 GP/12 GS):

Versatile defensive back who has seen action at safety and cornerback this season ... started in place of injured Jordan Love in first two games ... honored as CAA Defensive Player of the Week twice ... earned the award after Tiger wins at Albany and William & Mary ... **2013 SEASON:** Tied for fourth on team with 91 tackles ... made first career start in at UConn and made four tackles ... made seven tackles in win at Stony Brook and recovered a fumble and returned it 43 yards for a touchdown ... had nine tackles against Villanova ... named as CAA Defensive Player of Week after making seven tackles at Albany ... also had a 38-yard interception return for TD at Albany ... named as CAA Defensive Player of Week after win over William & Mary ... had career high 10 tackles and intercepted a pass against the Tribe ... had six tackles and broke up two passes against Fordham ... made six tackles and forced a fumble in win at Eastern Illinois ... matched career high with 10 tackles in win over Eastern Washington ... also forced a fumble against Eastern Washington ... **2012 SEASON:** Appeared in five games as reserve defensive back ... made three tackles.



DONNELL LEWIS

Season	GP	UA	A	Tackles	TFL-Yds	Sacks-Yds.	PB	Ints-Yds	FF	FR
2013	15	58	33	91	4.5-12	0-0	9	4-38	4	2
2012	5	2	1	3	0-0	0-0	0	0-0	0	0
CAREER	20	60	34	94	4.5-12	0-0	9	4-38	4	2

DONNELL LEWIS CAREER HIGHS

Tackles: 10, at William & Mary, 2013; at Eastern Washington, 2013
Interceptions: 1, at Albany, 2013 - 38-yd. return for TD; at W&M, 2013
Recovered Fumbles: ... 1, at Stony Brook, 2013 - 43-yd return for TD
Pass Breakups: 2, at Connecticut, 2013; vs. New Hampshire, 2013

7 - JORDAN LOVE, Sr. CB (14 GP/13 GS):

Two-year starter at cornerback ... earned first team All-CAA honors in 2013 ... named second team All-CAA as a junior ... did not play in season opener at UConn due to injury ... transfer from the University of Georgia prior to last season ... two-year performer for the Bulldogs ... named to 2013 Pre-Season All-CAA team ... named to Pre-Season All-America team by The Sports Network ... **2013 SEASON:** Has 64 tackles in 14 games ... second on team with 10 pass break-ups ... key to win at William & Mary with four tackles and five pass breakups ... made game-saving pass breakup against Tre McBride in final minute of game ... had career high nine tackles against Delaware ... made first start of season against Delaware State and had three tackles ... also broke up two passes ... made five tackles and broke up pass against New Hampshire ... ranks 12th in the CAA in pass breakups ... had eight tackles against Fordham ... had eight tackles and broke up a pass at Eastern Illinois ... **2012 SEASON:** Started in all 11 games ... named second team All-CAA ... led team with two interceptions ... had 35 tackles and five pass breakups ... made five tackles at Kent State and broke up a pass ... made eight tackles in win over Maine ... broke up three passes against Old Dominion ... nailed down overtime win at Delaware with interception in overtime ... also had an interception in win over Rhode Island ... served as Tigers' kickoff return specialist ... had nine kickoff returns for 185 yards and a 20.6 average.



JORDAN LOVE

Season	GP	UA	A	Tackles	TFL-Yds	Sacks-Yds.	PB	Ints-Yds	FF	FR
2013	14	49	15	64	2-5	0-0	10	0-0	0	0
2012	11	23	12	35	0-0	0-0	5	2-0	0	0
CAREER	25	72	27	99	2-5	0-0	15	2-0	0	0

JORDAN LOVE CAREER HIGHS

Tackles: 9, vs. Delaware, 2013
Interceptions: 1, at Delaware, 2012; vs. Rhode Island, 2012
Recovered Fumbles: -----
Pass Breakups: 5, at William & Mary, 2013

24 - TYE SMITH, Jr. CB (15 GP/14 GS):

Very talented cornerback who is a third-year starter ... two-time All-CAA selection ... named third team All-CAA in 2012 ... picked up second team All-CAA honors this season ... named to Pre-Season All-Colonial Athletic Association team ... very mature defensive back who has a tremendous work ethic ... **2013 SEASON:** Starter in 14 games ... ranks third on team with 100 tackles ... ranks eighth among all CAA defensive backs in tackles ... leads Tigers with 12 pass breakups ... has two interceptions for 10 yards ... named as CAA Defensive Player of the Week after leading Tigers to win over James Madison ... made 10 tackles, intercepted a pass and broke up three passes against JMU ... made career high 11 tackles in win at Albany ... also forced a fumble ... made 10 tackles at Stony Brook ... made four tackles in Tiger win over Connecticut ... had 10 tackles at Richmond ... had eight tackles and a sack at North Carolina Central ... made seven tackles with two pass breakups against New Hampshire ... had 10 tackles and an interception against Delaware ... had seven tackles at Eastern Illinois ... made six tackles and recovered a fumble at Eastern Washington ... **2012 SEASON:** Starter in all 11 games ... led the Tigers with 75 tackles ... had season high 10 tackles with two sacks at LSU ... had five tackles against William & Mary ... had four tackles, a pass breakup and a fumble recovery against St. Francis ... made nine tackles at James Madison ... had nine tackles and an interception against Old Dominion ... also had 10 tackles in win at Delaware ... made seven tackles and broke up a pass at New Hampshire ... **2011 SEASON:** Played in 11 games as a first-year freshman ... starter in four games ... ranked eighth on team with 49 tackles ... broke up three passes ... intercepted two passes for 45 yards and a touchdown ... forced a fumble and recovered a fumble ... returned nine kickoffs for 137 yards ... named as Colonial Athletic Association Rookie of the Week after leading Tigers to a 56-42 win over New Hampshire ... made nine tackles against UNH ... also intercepted two passes for 45 yards against the Wildcats ... intercepted a pass and returned it 45 yards for a touchdown to give Tigers a 21-7 first quarter lead over UNH ... recovered a fumble and broke up a pass in UNH win ... made nine tackles in win over Richmond ... had eight tackles in victory at William and Mary ... had four tackles in NCAA FCS Playoff game against Lehigh.



TYE SMITH

Season	GP	UA	A	Tackles	TFL-Yds	Sacks-Yds.	PB	Ints-Yds	FF	FR
2013	15	73	27	100	4.5-11	1-5	12	2-30	2	1
2012	11	53	22	75	2.5-15	2.5-15	5	0-0	2	1
2011	11	35	14	49	0-0	0-0	3	2-45	1	1
CAREER	37	161	63	224	7-26	3.5-20	20	4-75	5	3

TYE SMITH CAREER HIGHS

Tackles: 11, at Albany, 2013
Tackles For Lost Yds: 1, vs. Delaware, 2011; at Rhode Island, 2011
Recovered Fumbles: 1, three times
Interceptions: 2, vs. New Hampshire, 2011
Sacks: 2, at LSU, 2012
Pass Breakups: 3, vs. James Madison, 2013

12 - CHRISTIAN CARPENTER, So. DB (13 GP/13 GS):

Named first team All-CAA at free safety ... hard-hitting defensive back who started at free safety during last 13 games ... moved into starting role when Walter Dunston was moved to linebacker ... **2013 SEASON:** Has 91 tackles in 13 games ... tied for team lead with four interceptions ... had an interception and a 34-yard return for a touchdown at Richmond ... made career high 13 tackles against Villanova ... had six tackles at North Carolina Central ... intercepted a pass against Delaware State ... made seven tackles at Stony Brook ... made seven tackles against New Hampshire ... also intercepted a pass against UNH ... made nine tackles at Albany ... made six tackles and recovered a fumble against James Madison ... has recovered two fumbles ... helped Tigers to win over Fordham with 10 tackles ... made seven tackles in win at Eastern Illinois ... made nine tackles and intercepted a pass in win at Eastern Washington ... clinched Tigers' victory over the Eagles by intercepting a Vernon Adams pass with three seconds left in game ... **2012 SEASON:** Played in nine games and made one start ... made first career start at Delaware, a 34-27 win ... made 22 tackles in nine games ... made eight tackles against Old Dominion.



CHRISTIAN CARPENTER

Season	GP	UA	A	Tackles	TFL-Yds	Sacks-Yds.	PB	Ints-Yds	FF	FR
2013	13	51	40	91	2.5-4	0-0	4	4-74	0	2
2012	9	11	11	22	0-0	0-0	2	0-0	0	0
CAREER	22	62	51	113	2.5-4	0-0	6	4-74	0	2

CHRISTIAN CARPENTER CAREER HIGHS

Tackles: 13, vs. Villanova, 2013
Interceptions: 1, four times, 2013
Forced Fumbles: -----
Fumble Recoveries: 1, vs. Delaware, vs. James Madison, 2013

SPECIALISTS

90 - D.J. SOVEN, Sr. PK (15 GP/0 GS): Fourth-year performer who handles kickoffs and long field goals ... served as Tigers' punter as a freshman ... named to the CAA's Academic All-Conference team in 2010 ... averages 55.3 yards per kickoff, including 12 touchbacks ... has made 18 of 27 field goal attempts in career ... has scored 146 points in college career ... has made 90 of 100 conversions ... **2013 SEASON:** Kicked a career-long 51-yard field goal in win at Stony Brook ... 51-yard field goal was second-longest in school history ... also booted a 49-yard field goal against New Hampshire on final play of first half ... **2012 SEASON:** Kicked nine field goals and 36 conversion kicks ... also scored a two-point conversion on a direct snap and run ... had first two-field goal game in win over William & Mary ... booted a 40-yard field goal at James Madison ... had a season-long 43-yard field goal at New Hampshire ... **2011 SEASON:** Played in all 12 games ... made seven of eight field goal attempts ... converted 53 of 56 conversion tries ... made final five field goal tries ... had a career long 47-yard field goal at ODU and executed a perfect onside kick with 3:07 left, enabling Tigers to score winning touchdown ... kicked game-winning field goal on final play of Tigers' win over Richmond.



D.J. SOVEN							
Season	GP	FG-FGA	Pct.	Long	XP-XPA	Pct.	Points
2013	15	2-3	.667	51	1-3	.333	7
2012	11	9-16	.563	43	36-41	.878	65
2011	11	7-8	.875	47	53-56	.964	74
CAREER	37	18-27	.667	51	90-100	.900	146

D.J. SOVEN FIELD GOALS BY DISTANCE						
Season	0-19 yds.	20-29 yds.	30-39 yds.	40-49 yds.	50-plus	All
2011	1-1	3-4	1-1	2-2	0-0	7-8
2012	0-0	3-3	3-6	3-5	0-1	9-16
2013	0-0	0-0	0-0	1-2	1-1	2-3
CAREER	1-1	6-7	4-7	6-8	1-2	18-27

D.J. SOVEN CAREER HIGHS
Conversions Made: 8, vs. New Hampshire, 2011
Field Goals Made:..... 2, vs. William & Mary, 2012; vs. Old Dominion, 2012
Field Goals Attempted:.... 4, vs. Maine, 2012
Longest Field Goal:..... 51 yds., at Stony Brook, 2013

91 - JAKE RYDER, Fr. P (13 GP/0 GS): First-year performer who won punting job in the pre-season ... **2013 SEASON:** Has punted 22 times for a 38.6 average ... has had four punts of 50 yards or more ... has placed seven punts inside the 20-yard line ... had a 53-yard punt against New Hampshire ... punted four times for a 45.3 average against UNH ... had a key 54-yard punt in fourth quarter of Tigers' win over James Madison ... placed two punts inside the 20-yard line in Tigers' win over Eastern Washington ... honorable mention All-State kicker at Sherwood High School ... three-year performer at punter and kicker for Coach Mike Bonovia ... averaged 37 yards per punt as a senior ... converted on eight of 11 field goal attempts as a sophomore ... finished high school career with 13 field goals in 21 attempts.



JAKE RYDER								
Season	GP	Punts	Yds.	Avg.	Long	TB	FC	I20
2013	13	22	854	38.6	54	.1	3	7

JAKE RYDER CAREER HIGHS
Punts: 3, vs. Delaware State, NC Central, UNH, 2013
Yards: 136, vs. New Hampshire, 2013
Average: 45.3, vs. New Hampshire, 2013
Long:..... 54, vs. James Madison, 2013

43 - DREW EVANGELISTA, Gr. P-PK (15 GP/0 GS): Tigers' utility kicker ... has served as place kicker on conversions and short field goals ... has also been used as a punter ... **2013 SEASON:** Has converted on 68 of 72 conversion attempts ... broke the school record with 68 conversion kicks made this season ... made all seven extra point attempts at Eastern Illinois ... has made five of 12 field goal attempts ... has scored 78 points, seventh in the CAA ... nailed a 33-yard field goal at Stony Brook ... booted a 37-yarder and a 26-yarder against New Hampshire ... punted four times at UConn and averaged 37.5 yards per punt ... had 41-yard punt in final minutes at UConn to help Tigers protect their lead ... made seven conversion kicks at Holy Cross ... punted twice for a 42.0 average against Delaware ... punted six times for a 31.5 average against James Madison ... had a 47-yard punt against JMU ... kicked a career-long 50-yard field goal at Albany ... has punted 16 times for a 36.1 average ... has placed three punts inside the opponents' 20-yard line ... had 59-yard punt at Eastern Illinois ... very good student who is a two-time member of CAA Academic All-Conference team ... transfer from Stony Brook.



DREW EVANGELISTA							
Season	GP	FG-FGA	Pct.	Long	XP-XPA	Pct.	Points
2013	15	5-12	.438	50	68-72	.944	83
2012	1	0-0	---	---	4-4	1.000	4
CAREER	16	5-12	.438	50	72-76	.948	87

Season	GP	Punts	Yds.	Avg.	Long	TB	FC	I20
2013	13	16	578	36.1	59	1	1	3

DREW EVANGELISTA FIELD GOALS BY DISTANCE						
Season	0-19 yds.	20-29 yds.	30-39 yds.	40-49 yds.	50-plus	All
2013	0-0	2-5	2-5	0-1	1-1	5-12

2013 Towson University FCS Championship Game Notes

Aug. 29 - No. 11 Towson 33, Connecticut 18

EAST HARTFORD, Conn. – Junior **Terrance West** ran for 156 yards and scored two touchdowns as the Tigers (1-0) earned their first-ever win over an NCAA FBS opponent, a 33-18 victory over the University of Connecticut (0-1) in the season opener for both teams at Rentschler Field.

West, who recorded the 12th 100-yard game of his career, clinched the victory when he scored on a five-yard run with 16 seconds left in the game.

"This is important to us because we have played well against FBS teams in the past but we haven't been able to get a victory," said Coach **Rob Ambrose**. "We do have team goals and in order to reach those goals, we had to win tonight. It doesn't matter who we played. We were committed to winning this game."

The Tigers took a 26-10 lead with 5:14 left when West scored on a six-yard run. However, the Huskies put together a 68-yard, seven-play drive to cut the deficit to 26-18 with 3:29 left. Quarterback **Chandler Whitmer** capped off the drive with a 21-yard touchdown pass to **Shakim Phillips**. Whitmer's two-point conversion pass to **Spencer Parker** pulled UConn to within 26-18.

The Huskies forced a Towson punt with 2:56 remaining. But, **Brian Lemelle** fumbled and long snapper **Tanner Vallely** recovered the fumble at the UConn 30-yard line. The Tigers marched 30 yards in six plays to score the game-clinching touchdown on West's fourth-down run.

The Tigers, who used their running game to control the clock, rushed for 201 yards and had the ball for 36:23.

The Tiger defense turned in a very strong effort. Led by linebacker **Telvion Clark**, the Tigers recorded five sacks and held UConn to 287 total yards. Whitmer gave UConn a 7-0 lead with a 31-yard touchdown pass to Phillips with 4:55 left in the first quarter.

When **Derrick Joseph** returned the ensuing kickoff to the Towson 34-yard line, the Tigers had great field position. Four plays later, senior **Sterlin Phifer** caught a 23-yard TD pass from **Peter Athens**. **D.J. Soven's** conversion kick tied the game at 7-7 with 2:51 remaining in the first quarter.

In the second quarter, defensive tackle **Jon Desir** tipped Whitmer's screen pass into the air and made a great catch for an interception to give the Tigers a first down at the UConn 29-yard line. Phifer ran the ball twice and scored on a five-yard touchdown run to put the Tigers ahead. But, Soven's conversion kick was no good and the Tigers owned a 13-7 lead with 7:04 left in the half. A 22-yard field goal by **Chad Christen** cut the deficit to 13-10 with 1:48 left in the half.

In the second half, the Tigers extended their lead to 19-10 as Athens directed a 95-yard, 13-play march that included a 39-yard pass completion to senior **Leon Kinnard**. Athens scored on a one-yard run to give Towson a 19-10 advantage with 5:09 remaining in the third quarter.

SCORE BY QUARTERS	1	2	3	4	Final
Towson (1-0)	7	6	6	14	33
Connecticut (0-1)	7	3	0	8	18

SCORING SUMMARY

UConn - Shak Phillips, 31 pass from Chandler Whitmer. (4:55 1st - 9 plays, 92 yds., 4:01). D.J. Soven kick.

TOWSON - Sterlin Phifer, 23 pass from Peter Athens. (2:51 1st - 4 plays, 66 yds., 2:04). D.J. Soven kick.

TOWSON - Sterlin Phifer, 5 run. (7:04 2nd - 2 plays, 29 yds., 0:36). Kick failed.

UConn - Chad Christen, 22 field goal. (1:48 2nd - 11 plays, 71 yds., 5:16).

TOWSON - Peter Athens, 1 run. (5:09 3rd - 13 plays, 95 yds., 7:35). Kick failed.

TOWSON - Terrance West, 6 run. (5:14 4th - 10 plays, 68 yds., 6:02). Drew Evangelista kick.

UConn - Shak Phillips, 21 pass from Chandler Whitmer. (3:29 4th - 7 plays, 68 yds., 1:45). Spencer Parker, pass from Chandler Whitmer.

TOWSON - Terrance West, 5 run. (0:16 4th - 6 plays, 30 yds., 2:40). Drew Evangelista kick.

TEAM STATS	TOWSON	CONNECTICUT
First Downs	17	15
Rushes-Net Yards	50-201	27-81
Passing Yards	192	206
Passes Att-Com-Int	20-13-1	28-16-1
Total Offense	393	287
Punt Rets.-Yds.	0-0	2-2
Interceptions-Ret. Yds.	1-0	1-0
Punts-Avg.	6-32.5	6-39.5
Fumbles-Lost	1-0	2-1
Penalties-Yds.	7-70	5-32
Possession Time	36:23	23:37
Sacks By: No.-Yds.	5-23	0-0

TOP INDIVIDUAL PERFORMANCES:

RUSHING: **TOWSON** - Terrance West 36-156; Sterlin Phifer 8-39; Peter Athens 3-7; Connor Frazier 1-3; **TEAM** 1-(-4). **UConn** - Lyle McCombs 17-76; Deshon Foss 1-12; Chandler Whitmer 9-(-7).

PASSING: **TOWSON** - Peter Athens 13-20-1 192. **UConn** - Chandler Whitmer 16-28-1 206.

RECEIVING: **TOWSON** - Spencer Wilkins 5-55; Leon Kinnard 4-61; Brian Dowling 1-45; Sterlin Phifer 1-23; Derrick Joseph 1-6; Terrance West 1-2. **UConn** - Jeremy Davis 5-100; Shak Phillips 5-77; Lyle McCombs 5-18; Max DeLorenzo 1-11.

INTERCEPTIONS: **TOWSON** - Jon Desir 1-0. **UConn** - Obi Melifonwu 1-0.

Attendance: 30,689.

Sept. 7 - No. 5 Towson 49, Holy Cross 7

WORCESTER, Mass. – Quarterback **Peter Athens** completed 17 of 23 passes for a career high 232 yards and two touchdowns as the fifth-ranked Tigers handed Holy Cross (0-2) a 49-7 loss at Fitton Field. With the win, the Tigers extended the second-longest winning streak in FCS football to six games.

While Athens was enjoying a career day, **Terrance West** inscribed his name into the Towson record books again. He ran for 121 yards on 17 carries and moved into third place on Towson's career rushing list with 2,617 yards. With two touchdowns, he broke the school record with 48 career TD's.

On their first possession, the Tigers marched 90 yards to take a 7-0 lead. Athens threw a 16-yard TD pass to tight end **James Oboh** to give Towson a lead. The Crusaders responded by marching 65 yards in five plays to tie the score when **Mike Fess** caught a 31-yard TD pass from **Ryan Laughlin**.

It took the Tigers only two plays to retake the lead. After a 42-yard run by West, Athens lofted a 33-yard pass toward the end zone where **Leon Kinnard** made an acrobatic catch for a touchdown, giving Towson a 14-7 lead.

In the second quarter, Athens completed a 40-yard pass to **Spencer Wilkins** to give Tigers a first down at the Holy Cross four-yard line. West scored on a one-yard run to give the Tigers a 21-7 lead with 5:14 remaining in the first half.

Holy Cross tried to narrow its deficit on its next possession. The Crusaders drove to the Tiger 13-yard line where safety **Thomas Bradley** intercepted a pass and returned it 90 yards for a touchdown and a 28-7 halftime lead.

Towson opened the second half with another long drive. The Tigers moved 70 yards in 12 plays before West scored on a three-yard run for a 35-7 lead. It was the 48th touchdown of his career and set the school record for TD's scored.

An interception by **Monte Gaddis** gave the Tigers the ball at their own four-yard line. They drove 96 yards in five plays as Athens scored on a 24-yard touchdown run for a 42-7 lead with six seconds left in the third quarter.

In the fourth quarter, reserve quarterback **Connor Frazier** directed a time-consuming 16-play, 76-yard drive that used up 9:02 of the fourth quarter. **Brian Dowling** finished the drive by scoring on an eight-yard run with 4:27 left.

Coach **Rob Ambrose** admitted that he was concerned about a letdown after the Tigers' historic win over Connecticut. "I was a little concerned about this game because everyone was still talking about the win over UConn," he said. "But we have some very good football players with a lot of maturity. Holy Cross gave us everything they had and we were able to win."

The Tigers piled up 525 yards of offense and controlled the time of possession. The Tigers had the ball for 36:03.

The Tiger defense held Holy Cross to 263 yards of offense in the win. Linebacker **Telvion Clark** led the team with seven tackles.

SCORE BY QUARTERS	1	2	3	4	Final
Towson (2-0)	14	14	14	7	49
Holy Cross (0-2)	7	0	0	0	7

SCORING SUMMARY

TOWSON - James Oboh, 16 pass from Peter Athens. (8:55 1st - 10 plays, 90 yds., 4:35). Drew Evangelista kick.

HC - Mike Fess, 31 pass from Ryan Laughlin. (6:58 1st - 5 plays, 65 yds., 1:57). John Macomber kick.

TOWSON - Leon Kinnard, 33 pass from Peter Athens. (5:53 1st - 2 plays, 75 yds., 1:05). Drew Evangelista kick.

TOWSON - Terrance West, 1 run. (5:14 2nd - 8 plays, 50 yds., 3:19). Drew Evangelista kick.

TOWSON - Thomas Bradley, 90 interception return. (1:43 2nd. Drew Evangelista kick.

TOWSON - Terrance West, 3 run. (8:45 3rd - 70 yds., 12 plays, 6:06). Drew Evangelista kick.

TOWSON - Peter Athens, 24 run. (0:06 3rd - 96 yds., 5 plays, 2:20). Drew Evangelista kick.

TOWSON - Brian Dowling, 8 run. (0:16 4th - 76 yds., 16 plays, 9:02). Drew Evangelista kick.

TEAM STATS	TOWSON	HOLY CROSS
First Downs	27	16
Rushes-Net Yards	49-286	29-114
Passing Yards	239	149
Passes Att-Com-Int	24-18-0	32-15-2
Total Offense	525	263
Punt Rets.-Yds.	1-0	0-0
Interceptions-Ret. Yds.	2-90	0-0
Punts-Avg.	1-23.0	6-37.7
Fumbles-Lost	2-0	0-0
Penalties-Yds.	5-30	4-49
Possession Time	36:03	23:57
Sacks By: No.-Yds.	1-2	0-0

TOP INDIVIDUAL PERFORMANCES:

RUSHING: **TOWSON** - Terrance West 17-121; Sterlin Phifer 9-40; Vince DePaola 7-36; Peter Athens 4-30; Connor Frazier 4-29; Brian Dowling 3-14; Derrick Joseph 2-13; Emmanuel Holder 1-3; Brandon Berney 1-1; **TEAM** 1-(-1). **HOLY CROSS** - Gabe Guild 14-59; Ryan Laughlin 8-35; Peter Pujals 3-13; Reggie Woods 3-4; Michael O'Dwyer 1-3.

PASSING: **TOWSON** - Peter Athens 17-23-0 232; Connor Frazier 1-1-0 7. **HOLY CROSS** - Ryan Laughlin 14-30-2 149; Peter Pujals 1-2-0 0.

RECEIVING: **TOWSON** - Leon Kinnard 4-59; Derrick Joseph 4-29; Spencer Wilkins 3-103; Brian Dowling 3-15; Sterlin Phifer 2-10; James Oboh 1-16; Arionne Scott 1-7. **HOLY CROSS** - Mike Fess 6-81; Tyler Artim 3-35; Gabe Guild 2-21; Zach Buzzard 1-5; Reggie Woods 1-4; Jon Smith 1-3; Elad Covaliu 1-0.

INTERCEPTIONS: **TOWSON** - Thomas Bradley 1-90; Monte Gaddis 1-0.

Attendance: 6,281.

2013 Towson University FCS Championship Game Notes

Sept. 14 - No. 4 Towson 49, Delaware State 7

TOWSON, Md. – Junior **Terrance West** ran for 82 yards on 16 carries and tied a school record by scoring five touchdowns as the No. 4 Tigers (3-0) rolled past Delaware State (0-2) by a 49-7 margin before a crowd of 10,302 at Johnny Unitas® Stadium. The victory was Towson's seventh in a row.

By scoring five touchdowns, West tied the school record for touchdowns in a game, a mark set by former All-American **Tony Vinson, '94** against Morgan State in 1993. He also set the Unitas Stadium record for touchdowns in a game. Although the Tiger offense scored 49 points, the defense was dominant. The Tiger defense forced four turnovers and held the Hornets to one touchdown. Midway through the first quarter, the Tigers scored the first touchdown of the game when quarterback **Peter Athens** led an 83-yard, 12-play drive. West scored the go-ahead touchdown with a one-yard run.

Early in the second quarter, linebacker **Monte Gaddis** picked off a pass at the Hornets' 38-yard line and returned it to their three-yard line. Two plays later, West scored the 50th touchdown of his career on a three-yard run. After a short punt, the Tigers started their next possession at the Hornets' 48-yard line. On the sixth play of the drive, West scored on another one-yard run to give the Tigers a 21-0 lead. Later in the second quarter, the Tigers marched 56 yards in 12 plays for another touchdown. West scored to give the Tigers a 28-0 advantage.

Just before halftime, the Tigers turned another turnover into a touchdown. Cornerback **Donnell Lewis** forced a fumble and recovered at the Towson 49-yard line. When Athens fired a seven-yard touchdown pass to **Derrick Joseph**, the Tigers owned a 35-0 lead at halftime.

The Tigers continued to build their lead in the second half. On the opening kickoff, Joseph returned it 95 yards for a TD to give the Tigers a 42-0 lead. It was the third time in his career that he returned a kickoff for a touchdown.

The Hornets' fourth turnover enabled the Tigers to up their lead to 49-0. A sack by defensive tackle **Arnold Farmer** forced a fumble that was recovered by **Ryan Delaire** at the DSU 29-yard line. Four plays later, West scored on a 17-yard run. With the Tigers leading by 49-0 early in the third quarter, Coach **Rob Ambrose** pulled his starters and substituted freely. "At halftime, we decided that we would pull our starters after the first two series of the second half," he said. "I would be the dumbest coach in America if I left the starters in and someone got hurt. It was great to get our younger guys so much playing time."

Athens completed 16 of 24 passes for 209 yards and a touchdown to lead the Tigers while **Navassa Brown** ran for 59 yards on 12 carries.

The Tiger defense held DelState to 15 rushing yards as Towson sacked Murphy five times. Lewis led the Tiger defense with six tackles and a pass breakup. Freshman **DeAngelo Stephenson** made seven tackles. Farmer had five tackles, including 1.5 sacks and a forced fumble.

<u>SCORE BY QUARTERS</u>	<u>1</u>	<u>2</u>	<u>3</u>	<u>4</u>	<u>Final</u>
Delaware State (0-2)	0	0	7	0	7
Towson (3-0)	7	28	14	0	49

SCORING SUMMARY

TOWSON - Terrance West, 1 run. (3:18 1st - 12 plays, 83 yds., 4:13). Drew Evangelista kick.

TOWSON - Terrance West, 3 run. (14:29 2nd - 2 plays, 3 yds., 0:12). Drew Evangelista kick.

TOWSON - Terrance West, 1 run. (9:31 2nd - 6 plays, 48 yds., 2:53). Drew Evangelista kick.

TOWSON - Terrance West, 2 run. (3:15 2nd - 12 plays, 56 yds., 4:44). Drew Evangelista kick.

TOWSON - Derrick Joseph, 7 pass from Peter Athens. (0:42 2nd - 5 plays, 51 yds., 1:06). Drew Evangelista kick.

TOWSON - Derrick Joseph, 95 kickoff return. (14:47 3rd) Drew Evangelista kick.

TOWSON - Terrance West, 17 run. (12:30 3rd - 29 yds., 3 plays, 1:30). Drew Evangelista kick.

DELAWARE STATE - Milton Williams, 6 pass from Cory Murphy. (0:06 3rd - 67 yds., 10 plays, 2:44). Mitchell Ward kick.

<u>TEAM STATS</u>	<u>DELAWARE STATE</u>	<u>TOWSON</u>
First Downs	17	21
Rushes-Net Yards	21-15	49-199
Passing Yards	234	209
Passes Att-Com-Int	53-26-2	25-16-0
Total Offense	249	408
Punt Rets.-Yds.	0-0	3-21
Interceptions-Ret. Yds.	0-0	2-62
Punts-Avg.	6-32.2	3-47.7
Fumbles-Lost	2-2	1-1
Penalties-Yds.	3-15	8-54
Possession Time	27:50	32:10
Sacks By: No.-Yds.	0-0	5-16

TOP INDIVIDUAL PERFORMANCES:

RUSHING: DELAWARE STATE - Nagee Nagee 3-8, Cory Murphy 9-8; Dae-Hun Cheung 4-5; Lamar Shaw 1-2; **TEAM** 1(-2); Jamal Jackson 3(-6). **TOWSON** - Terrance West 16-82; Navassa Brown 12-59; Ryan Ego 1-19; Sterlin Pifer 6-14; Trea Jones 4-12; Connor Frazier 4-7; Brandon Berney 2-7; Brian Dowling 1-3; Peter Athens 1-0; **TEAM** 2(-4).

PASSING: DELAWARE STATE - Cory Murphy 26-53-2 234. **TOWSON** - Peter Athens 16-24-0 209; Connor Frazier 0-1-0 0.

RECEIVING: DELAWARE STATE - Milton Williams 9-105; Robert King 6-44; Malik Golson 4-30; Aris Scott 3-42; Jamaal Jackson 2-4; Joe Ceravallo 1-6; Dae-Hon Cheung 1-3. **TOWSON** - Leon Kinnard 4-70; Spencer Wilkins 3-32; Derrick Joseph 3-24; James Oboh 2-48; Emmanuel Holder 2-21; Brian Dowling 1-9; Terrance West 1-5.

INTERCEPTIONS: TOWSON - Christian Carpenter 1-27; Monte Gaddis 1-35.

Attendance: 10,302.

Sept. 21 - No. 4 Towson 35, North Carolina Central 17

DURHAM, N.C. – **Terrance West** ran for 139 yards on 31 carries and scored two touchdowns as the No. 4 Tigers (4-0) avoided an upset bid by North Carolina Central (2-2) to win their eighth game in a row, a 35-17 victory over the Eagles. The Tigers, who outscored their opponents by 131-to-32 during the first three games, found themselves in a tight struggle with the Eagles for most of the contest.

"We got a wake-up call," admitted Coach **Rob Ambrose**. "We made more mistakes today than we did in our first three games. Nobody on our team played well and the players all know it. We won this game because we stayed together as a team and worked together. But we did enough to win and now we're 4-0." In the first quarter, the Tigers got the message that this game was not going to be a comfortable win as neither team scored.

In the second quarter, **Leon Kinnard** made a pair of clutch receptions on third down and the Tigers moved into NCCU territory. They took a 7-0 lead when quarterback **Peter Athens** completed a 9-yard touchdown pass to tight end **James Oboh**.

After the Tigers forced a punt, the Eagles got the first break of the game when the punt inadvertently hit a Tiger and **Tre Smith** recovered at the Towson 23-yard-line. Two plays later, **Jordan Reid** found **Marvin Poole** open in the end zone for a 21-yard TD pass that tied the game at 7-7.

On their next possession, Athens hooked up with Kinnard on three clutch third down conversions as the Tigers reached the Eagles' 45-yard line. At that point, Athens lofted a long pass to freshman **Andre Dessenberg**, who made an acrobatic catch at the one-yard line. Two plays later, West scored to give the Tigers a 14-7 lead with 47 seconds left in the half.

The Eagles took advantage of a short kickoff and reached the Towson 15-yard line. **Oleg Parent's** 33-yard field goal gave the Tigers a 14-10 lead at halftime.

The Tigers received the opening kickoff of the second half and marched 67 yards in four plays. West scampered for a 22-yard touchdown to give Towson a 21-10 lead with 13:18 left in the third quarter.

On the next possession, Towson drove 86 yards in 12 plays before freshman **Darius Victor** scored on a four-yard run to give the Tigers a 28-10 lead.

But the Eagles came back. On the first play of the fourth quarter, Reid completed a 40-yard TD pass to **Thomas Dixon** to cut the Tigers' lead to 28-17.

At that point, the Tiger defense took over and shut down the Eagles. With 2:30 left, the Tigers took possession at the NCCU 19-yard line. Victor clinched the victory with a 10-yard TD run with 1:35 remaining, upping the lead to 35-17.

The Tiger defense recorded a seasonal high six sacks. Delaire made four tackles, including two sacks. He also tipped two passes at the line of scrimmage and recorded two quarterback hits.

<u>SCORE BY QUARTERS</u>	<u>1</u>	<u>2</u>	<u>3</u>	<u>4</u>	<u>Final</u>
Towson (4-0)	0	14	14	7	35
North Carolina Central (2-2)	0	10	0	7	17

SCORING SUMMARY

TOWSON - James Oboh, 9 pass from Peter Athens. (6:39 2nd - 13 plays, 79 yds., 4:38). Drew Evangelista kick.

NCCU - Marvin Poole, 21 pass from Jordan Reid. (3:45 2nd - 2 plays, 23 yds., 0:44). Oleg Parent kick.

TOWSON - Terrance West, 1 run. (00:47 2nd - 10 plays, 75 yds., 2:58). Drew Evangelista kick.

NCCU - Oleg Parent, 33 field goal. (4 plays, 42 yds., 0:41).

TOWSON - Terrance West, 22 run. (13:18 3rd - 4 plays, 67 yds., 1:35). Drew Evangelista kick.

TOWSON - Darius Victor, 4 run. (5:09 3rd - 12 plays, 86 yds., 5:12). Drew Evangelista kick.

NCCU - Thomas Dixon, 40 pass from Jordan Reid. (14:52 4th - 3 plays, 80 yds., 0:51) Oleg Parent kick.

TOWSON - Darius Victor, 10 run. (1:35 4th - 19 yds., 2 plays, 0:55). Drew Evangelista kick.

<u>TEAM STATS</u>	<u>TOWSON</u>	<u>NORTH CAROLINA CENTRAL</u>
First Downs	25	20
Rushes-Net Yards	44-192	24-2
Passing Yards	252	292
Passes Att-Com-Int	33-20-1	46-25-1
Total Offense	444	294
Punt Rets.-Yds.	2-8	0-0
Interceptions-Ret. Yds.	1-8	1-0
Punts-Avg.	3-37.0	5-38.6
Fumbles-Lost	3-2	1-0
Penalties-Yds.	6-65	5-25
Possession Time	33:34	26:26
Sacks By: No.-Yds.	6-41	3-21

TOP INDIVIDUAL PERFORMANCES:

RUSHING: TOWSON - Terrance West 31-139; Darius Victor 6-53; Leon Kinnard 1-5; Peter Athens 6(-5). **NCCU** - Andre Clarke 4-17; Shaheed Swinson 2-9; Kevin Thompson 3-3; Idreis Augustus 5-2; Jordan Reid 10(-29).

PASSING: TOWSON - Peter Athens 20-31-1 232. **NCCU** - Jordan Reid 25-46-1 292.

RECEIVING: TOWSON - Leon Kinnard 7-102; Spencer Wilkins 3-6; Andre Dessenberg 2-61; Brian Dowling 2-32; Derrick Joseph 2-14; James Oboh 2-10; Tanner Vallely 1-16; Arionne Scott 1-11. **NCCU** - Marvin Poole 4-68; Nathan Scruggs 4-29; Adrian Wilkins 4-29; Tyrone Harris 3-68; Thomas Dixon 3-51; Idreis Augustine 3-14; gabe Smith 2-15; Lamar Scruggs 1-15; Shaheed Swinson 1-3.

INTERCEPTIONS: TOWSON - Thomas Bradley 1-0. **NCCU** - Michael Jones 1-0.

Attendance: 4,037.

2013 Towson University FCS Championship Game Notes

Sept. 28 - No. 3 Towson 35, Stony Brook 21

STONY BROOK, N.Y. – **Darius Victor** capped off a 96-yard, 10-play drive by scoring on a 31-yard run with 2:38 left as the No. 3 Tigers (5-0) rallied from a 21-10 halftime deficit to stun Stony Brook University (1-3, 1-2) by a 35-21 margin in a Colonial Athletic Association game at LaValle Stadium.

Sophomore **Donnell Lewis** provided an insurance touchdown with 42 seconds left when **Ryan Delaire** sacked quarterback **Lyle Negron** to force a fumble which Lewis returned for a 43-yard touchdown. That gave the Tigers a 35-21 advantage. "In the first half, we basically gave them 14 points," said Coach **Rob Ambrose**. "At halftime, we were confident that if we played the way we could, we would win this game. This is a team that plays together and they got it done. I couldn't be more proud of a team."

With the Tigers trailing by 21-20, a punt by **Nick Ferraira** pinned them back at their own four-yard line with 7:36 left in the game. Led by junior **Terrance West**, the Tigers moved deep into Stony Brook territory. Facing a third-and-three at the Seawolves' 31-yard line, Victor burst through a hole on the left side and broke into the clear for a 31-yard TD run to give Towson a 26-21 lead with 2:38 left. The Tigers made a two-point conversion when Athens completed a pass to **Spencer Wilkins**. Playing their fourth road game in five contests this season, the Tigers put themselves in a 14-0 hole in the first half.

The Seawolves took the opening kickoff and marched right down the field to score. They took a 7-0 lead as **James Kenner** scored on a two-yard run. On the Tigers' second offensive play of the game, **Jawara Dudley** intercepted a pass at the Towson 17-yard line and returned it to the five-yard line. Then, **Jameel Poteat** scored on a five-yard run and the Seawolves had taken a 14-0 lead.

The Tigers started their comeback when Athens completed four of seven passes for 49 yards on a drive that took them into Stony Brook territory. **Drew Evangelista's** 33-yard field goal in the second quarter cut the Tigers' deficit to 14-3.

In the second quarter, West carried the ball six times on a 58-yard, seven-play drive and scored his 12th touchdown of the season on a two-yard run. West's touchdown cut the Tigers' deficit to 14-10 with 7:12 left in the first half.

But, the Seawolves drove 78 yards in 13 plays in 6:26 to increase their lead to 21-10 with 39 seconds left in the half. Negron threw a four-yard touchdown pass to **Malcolm Eugene** to give the Seawolves their halftime lead.

It was the first time in nine games that Towson trailed at halftime.

A fumble by **Nick Wagner** at the Stony Brook 25-yard line set up the Tigers' next touchdown. **Monte Gaddis** recovered and Athens completed an 18-yard TD pass Wilkins to cut the deficit to 21-17 with 11:01 left in the third quarter. **D. J. Soven's** career-long 51-yard field goal cut the lead to 21-20 early in the fourth quarter.

West led the Tigers' offense with 150 yards on 26 carries with one touchdown. It was the 15th 100-yard game of his career.

Linebacker **Telvin Clark** led the Tiger defense with 14 tackles and a sack. Delaire also had a big game with five tackles, including three sacks and a forced fumble.

SCORE BY QUARTERS	1	2	3	4	Final
Towson (5-0, 1-0)	0	10	7	18	35
Stony Brook (1-3, 1-2)	14	7	0	0	21

SCORING SUMMARY

STONY BROOK - James Kenner, 2 run. (7:03 1st - 13 plays, 78 yds., 7:57). Nick Ferrara kick

STONY BROOK - Jameel Poteat, 5 run. (6:06 1st - 1 play, 5yds., 0:06). Nick Ferrara kick

TOWSON - Drew Evangelista, 33 field goal. (14:54 2nd - 14 plays, 62 yds., 5:59).

TOWSON - Terrance West, 2 run. (7:12 2nd - 7 plays, 58 yds., 3:15). Drew Evangelista kick.

STONY BROOK - Malcolm Eugene, 4 pass from Lyle Negron. (00:39 2nd - 13 plays, 78 yds., 6:26). Nick Ferrara kick.

TOWSON - Spencer Wilkins, 18 pass from Peter Athens. (11:01 3rd - 2 plays, 25 yds., 0:45). Drew Evangelista kick.

TOWSON - D.J. Soven, 51 field goal. (14:45 4th - 8 plays, 41 yds., 2:33).

TOWSON - Darius Victor, 31 run. (2:38 4th - 10 plays, 96 yds. 4:48).

Spencer Wilkins, pass from Peter Athens.

TOWSON - Donnell Lewis, 43 fumble return. (00:42 4th). Drew Evangelista kick.

TEAM STATS	TOWSON	STONY BROOK
First Downs	19	19
Rushes-Net Yards	37-190	43-142
Passing Yards	104	118
Passes Att-Com-Int	21-10-2	12-16-0
Total Offense	294	260
Punt Rets.-Yds.	1-12	1-1
Interceptions-Ret. Yds.	0-0	2-12
Punts-Avg.	2-32.0	5-41.4
Fumbles-Lost	2-0	2-2
Penalties-Yds.	4-40	6-78
Possession Time	27:11	32:49
Sacks By: No.-Yds.	4-19	0-0

TOP INDIVIDUAL PERFORMANCES:

RUSHING: **TOWSON** - Terrance West 26-150; Darius Victor 5-45; Peter Athens 6-(-5). **SBU** - James Kenner 19-82; Jameel Poteat 18-72; Tyler Fredericks 1-1; Lyle Negron 5-(-13).

PASSING: **TOWSON** - Peter Athens 10-21-2 104. **SBU** - Lyle Negron 12-16-0 118.

RECEIVING: **TOWSON** - Spencer Wilkins 5-59; Andre Dessenberg 2-23; James Oboh 1-9; Leon Kinnard 1-7; Terrance West 1-6. **SBU** - Malcolm Eugene 5-53; Will Tye 5-51; Adrian Coxson 2-14.

INTERCEPTIONS: **SBU** - Jawara Dudley 1-12; Jameel Poteat 1-0.

Attendance: 7,859.

Oct. 5 - No. 3 Towson 44, No. 19 New Hampshire 28

TOWSON, Md. – Junior **Terrance West** ran for a seasonal high 238 yards on 28 carries and scored three touchdowns as the undefeated Tigers (6-0, 2-0) overcame a 20-3 deficit to win their 10th game in a row, a 44-28 win over No. 19 New Hampshire before a crowd of 9,511 at Uritas Stadium.

Led by West, the Tigers set a school record with 731 yards of total offense. While West was tormenting UNH for the third year in a row, **Peter Athens** completed 22 of 33 passes for a career high 343 yards and two touchdowns.

For West, it marked the third time he topped the 200-yard mark against the Wildcats. He has now rushed 735 yards on 70 carries with nine TD's against UNH. UNH stunned the Tigers by taking a 20-3 lead in the first nine minutes as the Wildcats took advantage of two Tiger turnovers. The Wildcats scored just 1:42 into the game on a nine-yard run by **Nico Steriti**. After **Drew Evangelista's** 37-yard field goal put the Tigers on the scoreboard, UNH needed only two plays to take a 13-3 lead as quarterback **Andy Vailas** ran for a 44-yard touchdown.

After another Tiger turnover, wide receiver **Jared Allison** threw a 29-yard touchdown pass to tight end **Harold Spears** for a 20-3 lead.

However, the Tigers responded by scoring 41 consecutive points over the next 33:31. West's 50-yard touchdown run cut the deficit to 20-10 midway through the second quarter and opened the floodgates. The Tigers scored 24 points over the final 10:56 of the second quarter. A one-yard run by West made it 20-17 with 6:51 left in the half before Athens completed a 21-yard TD pass with 44 seconds left in the half to put Towson ahead, 24-20. After a UNH turnover in the final seconds, **D.J. Soven** kicked a 49-yard field goal on the final play of the half to give the Tigers a 27-24 lead at intermission.

On the first play of the second half, **Christian Carpenter** intercepted a pass to give the Tigers the ball at the UNH 40-yard line. Five plays later, Athens threw an 18-yard TD pass to **Emmanuel Holder** for a 34-20 Tiger lead.

Evangelista's second field goal of the game, a 26-yarder, upped the Towson lead to 37-20.

With 2:33 left in the third quarter, West capped off an 84-yard drive with a one-yard TD run, putting Towson ahead, 44-20.

UNH ended its scoring drought with 2:32 left in the game when **Sean Goldrich** threw a three-yard touchdown pass to **Justin Mello**.

"When we fell behind, there was cause for concern," admitted Coach **Rob Ambrose**. "However, no game has ever been won on one play or even one quarter. We just went back to what we do well and we got a win over a tough team."

SCORE BY QUARTERS	1	2	3	4	Final
New Hampshire (1-3, 0-1)	20	0	0	8	28
Towson (6-0, 2-0)	3	24	17	0	44

SCORING SUMMARY

UNH - Nico Steriti, 9 run. (13:18 1st - 3 plays, 23 yds., 0:54). Mike MacArthur kick.

TOWSON - Drew Evangelista, 37 field goal. (8:44 1st -10 plays, 68 yds., 4:28).

UNH - Andy Vailas, 44 run. (8:14 1st - 2 plays, 65 yds., 0:30). Pass failed.

UNH - Harold Spears, 29 pass from Jared Allison. (6:04 1st - 2 plays, 43 yds., 0:35). Mike MacArthur kick.

TOWSON - Terrance West, 50 run. (10:56 2nd - 1 play, 50 yds., 0:10). Drew Evangelista kick.

TOWSON - Terrance West, 1 run. (6:51 2nd - 5 play, 27 yds., 1:59). Drew Evangelista kick.

TOWSON - Spencer Wilkins, 21 pass from Peter Athens. (0:44 2nd - 7 plays, 75 yds., 1:44). Drew Evangelista kick.

TOWSON - D.J. Soven, 49 field goal. (0:00 2nd - 3 plays, 12 yds., 0:15).

TOWSON - Emmanuel Holder, 18 pass from Peter Athens. (12:46 3rd - 5 plays, 40 yds., 2:01). Drew Evangelista kick.

TOWSON - Drew Evangelista, 26 field goal. (6:47 3rd - 7 plays, 89 yds., 2:57).

TOWSON - Terrance West, 1 run. (3:17 3rd - 6 plays, 84 yds., 3:17)

UNH - Justin Mello, 3 pass from Sean Goldrich. (2:32 4th - 11 plays, 65 yds. 3:21). Chris Setian run.

TEAM STATS	UNH	TOWSON
First Downs	22	27
Rushes-Net Yards	31-169	48-352
Passing Yards	276	379
Passes Att-Com-Int	39-25-2	35-24-0
Total Offense	445	731
Punt Rets.-Yds.	2-(-2)	3-3
Interceptions-Ret. Yds.	0-0	2-13
Punts-Avg.	7-36.7	4-44.5
Fumbles-Lost	3-2	3-3
Penalties-Yds.	7-36	14-121
Possession Time	23:50	36:10
Sacks By: No.-Yds.	0-0	1-9

TOP INDIVIDUAL PERFORMANCES:

RUSHING: **UNH** - Andy Vailas 3-51; Nico Steriti 13-47; Chris Setian 8-39; Sean Goldrich 5-22; Jimmy Owens 1-6; Dalton Crossan 1-4. **TOWSON** - Terrance West 28-238; Darius Victor 10-57; Peter Athens 5-35; Emmanuel Holder 1-14; Navassa Brown 1-7; Connor Frazier 1-3; Trea Jones 1-(-2).

PASSING: **UNH** - Andy Vailas 18-29-2 194; Sean Goldrich 6-9-0 53; Jared Allison 1-1-0 29. **TOWSON** - Peter Athens 22-33-0 343; Connor Frazier 2-2-0 36.

RECEIVING: **UNH** - R.J. Harris 8-77; Justin Mello 6-51; Harold Spears 4-106; Chris Setian 3-21; Dalton Crossan 2-14; Jimmy Giansante 1-7; Nico Steriti 1-0.

TOWSON - Spencer Wilkins 7-153; Leon Kinnard 6-102; Derrick Joseph 4-47; Brian Dowling 2-2; Willie Ponder 1-25; Emmanuel Holder 1-18; Darius Victor 1-12; Arionne Scott 1-11; James Oboh 1-9.

INTERCEPTIONS: **TOWSON** - Christian Carpenter 1-12; Thomas Bradley 1-0.

Attendance: 9,511.

2013 Towson University FCS Championship Game Notes

Oct. 12 - No. 15 Villanova 45, No. 3 Towson 35

TOWSON, Md. – Quarterback **John Robertson** ran for 150 yards and scored three touchdowns as No. 15 Villanova (4-2, 3-0) ended the No. 3 Tigers' 10-game winning streak with a 45-35 CAA victory at Unitas Stadium.

The Wildcats, who earned their fourth win in a row, took advantage of three Tiger turnovers in the first 10 minutes to take a 21-0 lead with 4:59 left in the first quarter. The Tigers came back and got on the scoreboard when **Peter Athens** threw an 80-yard touchdown pass to **Spencer Wilkins** just 12 seconds after the Wildcats grabbed their 21-0 lead. However, **Drew Evangelista's** conversion kick was blocked and the Tigers trailed by 21-6.

Robertson's seven-yard touchdown pass to **Earnest Pettaway** early in the second quarter upped the lead to 28-6. However, **Derrick Joseph's** 90-yard kickoff return for a touchdown pulled Towson to within 28-12. **Terrance West's** two-point conversion pass to **James Oboh** made it a 28-14 game.

But, the Wildcats responded with a 75-yard drive that resulted in a four-yard touchdown run by Robertson and a 35-14 Villanova lead. When **Mark Hamilton** kicked a 21-yard field goal with 22 seconds left in the half, the Wildcats owned a 38-14 lead at intermission. In the first half, the Tigers were held to 11 offensive plays.

In the third quarter, the Tigers marched 90 yards in 20 plays to cut into their deficit. West's 13-yard TD run and a two-point conversion pass from Athens to **Darius Victor** pulled Towson to within 38-22.

Robertson's third TD run, a 10-yarder, capped off an 80-yard drive and gave Villanova a 45-22 lead with 14:02 remaining in the game.

The Tigers tried to come from behind and pull out the win. A nine-yard touchdown pass from Athens to Oboh cut the lead to 45-28 with 7:49 left. After the Tigers recovering an onside kick by **D.J.Soven**, they marched 52 yards in five plays and made it a 45-35 game on a one-yard TD run by West. In the final minutes, the Tigers drove inside the Villanova 10-yard line but the Wildcat defense stiffened and helped Villanova hold on for the win.

In addition to rushing for 150 yards and scoring three TD's, Robertson completed 17 of 18 passes for 182 yards and two touchdowns.

West was held to 61 yards on 15 carries but scored two touchdowns. He also caught six yards for 101 yards.

"I'm proud of the way we fought back," said Coach **Rob Ambrose**. "In the first half, everything went against us. We only had 11 plays and I've never heard of that."

SCORE BY QUARTERS

	1	2	3	4	Final
Villanova (4-2, 3-0)	21	17	0	7	45
Towson (6-1, 2-1)	6	8	8	13	35

SCORING SUMMARY

VILLA- Gary Underwood, 20 pass from John Robertson. (14:03 1st - 2 plays, 20 yds., 4:09). Mark Hamilton kick.

VILLA- John Robertson, 2 run. (9:39 1st - 8 plays, 32 yds., 3:39). Mark Hamilton kick.

VILLA- Kevin Monangai, 1 run. (4:59 1st - 7 plays, 44 yds., 3:18). Mark Hamilton kick.

TOWSON- Spencer Wilkins, 80 pass from Peter Athens. (4:47 1st - 1 play, 80 yds., 0:12). Kick blocked.

VILLA- Earnest Pettaway, 7 pass from John Robertson. (14:01 2nd - 12 plays, 74 yds., 5:37). Mark Hamilton kick.

TOWSON- Derrick Joseph, 90 kickoff return. (13:47 2nd). James Oboh, pass from Terrance West.

VILLA- John Robertson, 4 run. (5:39 2nd - 16 plays, 75 yds., 8:08). Mark Hamilton kick.

VILLA- Mark Hamilton, 21 field goal. (0:22 2nd - 10 plays, 51 yds., 3:37).

TOWSON- Terrance West, 13 run. (2:50 3rd - 20 plays, 90 yds., 7:46). Darius Victor, pass from Peter Athens.

VILLA- John Robertson, 10 run. (14:02 4th - 8 plays, 80 yds., 3:45). Mark Hamilton kick.

TOWSON- James Oboh, 9 pass from Peter Athens. (7:49 4th - 8 plays, 49 yds., 1:37). Pass failed.

TOWSON- Terrance West, 1 run. (6:31 4th - 5 plays, 52 yds., 1:18). Drew Evangelista kick.

TEAM STATS

	VILLA	TOWSON
First Downs	28	21
Rushes-Net Yards	65-269	20-90
Passing Yards	182	375
Passes Att-Com-Int	18-17-0	42-25-3
Total Offense	451	466
Punt Rets.-Yds.	0-0	1-5
Interceptions-Ret. Yds.	3-21	0-0
Punts-Avg.	3-23.7	1-29.0
Fumbles-Lost	4-2	2-2
Penalties-Yds.	5-42	9-63
Possession Time	40:10	19:50
Sacks By: No.-Yds.	0-0	2-11

TOP INDIVIDUAL PERFORMANCES:

RUSHING: **VILLA** - John Robertson 32-150; Kevin Monangai 18-62; Jamal Abdur-Rahman 8-36; Austin Medley 4-16; Poppy Livers 1-7; **TEAM** 1-(-2). **TOWSON** - Terrance West 15-61; Peter Athens 3-21; Connor Frazier 1-5; Derrick Joseph 1-4. **PASSING:** **VILLA** - John Robertson 17-18-0 182.2. **TOWSON** - Peter Athens 24-41-3 255.2; Leon Kinnard 1-1-0 20.0.

RECEIVING: **VILLA** - Jamal Abdur-Rahman 6-89; Poppy Livers 4-24; Kevin Gulyas 2-18; Earnest Pettaway 2-14; Gary Underwood 1-20; Aaron Wells 1-11; Mike Burke 1-6. **TOWSON** - Terrance West 6-101; Spencer Wilkins 5-125; Leon Kinnard 5-41; Brian Dowling 3-38; Derrick Joseph 2-28; James Oboh 2-22; Connor Frazier 2-20.

INTERCEPTIONS: **VILLA** - Joey Harmon 1-0; Cameron McCurry 1-25; Craig James 1-(-4).

Attendance: 10,234.

Oct. 19 - No. 7 Towson 44, Albany 17

ALBANY, N.Y. – Led by **Terrance West**, who ran for 183 yards on 22 carries and scored two touchdowns, the No. 7 Tigers (7-1, 3-1) overcame four turnovers and an early 7-3 deficit en route to a 44-17 Colonial Athletic Association victory over Albany (1-7, 0-4) at Bob Ford Field.

For the Tigers, it marked their eighth consecutive win on the road, a mark that dates back to Oct. 27, 2012 and a win over Villanova.

For the fourth consecutive game, the Tigers fell behind in the first quarter.

Late in the first quarter, the Tigers turned the ball over when defensive end **Cory Connell** tipped a pass into the air and caught it for an interception at the Towson 24-yard line. Three plays later, **Jake Meek** took a direct snap and scored on a 10-yard TD run. Tom O'Riordan's conversion kick gave the Great Danes a 7-0 lead. The Tigers came right back and drove to the Albany 33-yard line. Graduate student **Drew Evangelista** got the Tigers on the scoreboard when he made a 50-yard field goal on the final play of the first quarter, pulling Towson to within 7-3.

Albany responded by driving to the Tiger 31-yard line. But, the Great Danes stalled and the Tigers took over when **Syd Holt** sacked **Will Fiacchi** on fourth down.

Over the next 3:38, the Tigers scored three touchdowns to take control of the game. Five plays after the sack by Holt, a 38-yard touchdown pass from **Peter Athens** to Wilkins gave Towson a 10-7 advantage with 10:20 left in the first half. Less than two minutes later, **Donnell Lewis** intercepted a pass at the Albany 38-yard line and returned it for a touchdown, giving the Tigers a 17-7 lead.

With 6:42 remaining in the half, West broke loose for a 59-yard touchdown run, giving Towson a 24-7 advantage with 6:42 left in the half.

In the final minute of the half, O'Riordan kicked a 35-yard field goal, cutting the Albany deficit to 24-10 at halftime.

On the opening drive of the second half, Athens hooked up with Wilkins for a 51-yard pass to set up West's second TD run of the game. When West scored on a seven-yard run, it capped off an 84-yard, 10-play drive and gave Towson a 31-10 lead. Late in the third quarter, West ran for 49 yards on back-to-back plays as the Tigers drove into Albany territory. With 4:26 left in the third quarter, Victor scored on a seven-yard touchdown run to give Towson a 38-10 advantage.

Junior **Trea Jones** added an insurance touchdown with 54 seconds left to give Towson a 44-17 advantage. It was the first TD of his career.

"I am proud of our guys for the way they rallied around each other and pulled out the win," said Coach **Rob Ambrose**. "Albany played well and we were fortunate to come back the way we did. Those turnovers are eventually going to keep us from reaching our goals. For now, I am just really proud and happy to get out of here with a win."

SCORE BY QUARTERS

	1	2	3	4	Final
Towson (7-1, 3-1)	3	21	14	6	44
Albany (1-7, 0-4)	7	3	0	7	17

SCORING SUMMARY

ALBANY- Jake Meek, 10 run. (3:01 1st - 3 plays, 24 yds., 0:58). Tom O'Riordan kick.

TOWSON- Drew Evangelista, 50 field goal. (0:00 1st - 7 plays, 40 yds., 3:00).

TOWSON- Spencer Wilkins, 38 pass from Peter Athens. (10:20 2nd - 5 plays, 60 yds., 1:41). Drew Evangelista kick.

TOWSON- Donnell Lewis, 38 interception return. (8:48 2nd). Drew Evangelista kick.

TOWSON- Terrance West, 59 run. (6:42 2nd - 2 plays, 59 yds., 0:43). Drew Evangelista kick.

ALBANY- Tom O'Riordan, 35 field goal. (0:10 2nd - 11 plays, 83 yds., 1:33).

TOWSON- Terrance West, 7 run. (11:11 3rd - 10 plays, 84 yds., 3:44). Drew Evangelista kick.

TOWSON- Darius Victor, 7 run. (4:33 3rd - 6 plays, 68 yds., 2:21). Drew Evangelista kick.

ALBANY- Jameel Gay, 28 pass from Will Fiacchi. (1:52 3rd - 9 plays, 50 yds., 2:34). Tom O'Riordan kick.

TOWSON- Trea Jones, 2 run. (0:54 4th - 8 plays, 54 yds., 3:51). Kick blocked.

TEAM STATS

	TOWSON	ALBANY
First Downs	25	16
Rushes-Net Yards	44-279	36-126
Passing Yards	294	141
Passes Att-Com-Int	33-22-2	39-19-1
Total Offense	573	267
Punt Rets.-Yds.	0-0	0-0
Interceptions-Ret. Yds.	1-38	02-0
Punts-Avg.	2-42.0	7-36.9
Fumbles-Lost	2-2	2-0
Penalties-Yds.	8-96	11-107
Possession Time	34:34	25:26
Sacks By: No.-Yds.	1-8	1-10

TOP INDIVIDUAL PERFORMANCES:

RUSHING: **TOWSON** - Terrance West 22-183; Darius Victor 10-62; Trea Jones 6-24; Connor Frazier 2-18; Navassa Brown 1-6; **TEAM** 1-(-6); Peter Athens 2-(-8). **ALBANY** - Omar Osbourne 16-50; Jake Meek 5-44; Andre Martin 7-17; Presley Beauvais 5-10; Will Fiacchi 3-5.

PASSING: **TOWSON** - Peter Athens 22-33-2 294.1; **ALBANY** - Will Fiacchi 17-35-1 126.1; Ryan Smith 2-4-0 15.0.

RECEIVING: **TOWSON** - Spencer Wilkins 6-129; Leon Kinnard 5-36; Terrance West 4-27; James Oboh 3-65; Emmanuel Holder 2-27; Brian Dowling 1-7; Andre Dessenberg 1-3. **ALBANY** - Cole King 4-27; Brian Parker 4-19; Omar Osbourne 3-29; Kavin Chillis 3-22; Jameel Gay 2-31; Kevin Malloy 1-10; Nic Ketter 1-(-4); Andre Martin 1-(-1).

INTERCEPTIONS: **TOWSON** - Donnell Lewis 1-38. **ALBANY** - Jojo McClary 1-0; Cory Connell 1-0.

Attendance: 8,500.

2013 Towson University FCS Championship Game Notes

Oct. 26 - No. 7 Towson 48, Richmond 32

RICHMOND, Va. – The Tigers continued their success on the road as **Terrance West** scored five touchdowns to lead the No. 7 Tigers (8-1, 4-1) to a 48-32 Colonial Athletic Association victory over Richmond (2-6, 0-4) at Robbins Stadium. It marked Towson's ninth consecutive win on the road.

"We came out and played a complete game from start to finish," said Coach **Rob Ambrose**. "Everyone contributed to this win. Richmond is an excellent team and I am very proud with how we responded. This win brings us one step closer to our goals."

West, who ran for a career high 272 yards on 29 carries, gave Towson an early 7-0 lead when he completed a 98-yard drive by catching a six-yard TD pass from **Peter Athens**. West had gotten the drive started with a 79-yard run on the Tigers' second play from scrimmage.

West's two-yard run early in the second quarter upped the lead to 13-6.

With the Tigers clinging to a 13-12 lead in the second quarter, West scored on a one-yard run to complete a 70-yard drive and give Towson a 20-12 lead with 2:20 left in the first half. Moments later, **Christian Carpenter** intercepted a pass and returned it 34 yards for a touchdown to put the Tigers up by 27-12. The Spiders cut into the lead with 19 seconds left in the half, making it 27-18.

The Tigers took control of the game in the second half. West's one-yard run in the third quarter gave Towson a 34-18 lead. When **Telvion Clark** sacked **Michael Strauss**, recovered the fumble and scored on a 32-yard run, the Tigers led, 41-18. After Richmond scored a bizarre touchdown on a muffed punt, the Tigers closed out the win with 72-yard drive that resulted in West's fifth touchdown. His three-yard run gave the Tigers a 48-24 lead with 7:16 left in the game.

With his career high performance, West became Towson's all-time rushing leader as he surpassed **Jason Corle's** record of 3,601 yards. He also broke the CAA record for career rushing touchdowns with his 66th score. West now has 68 touchdowns in 30 career games.

While West was leading the Tigers' offense, Clark had the best game of his career on defense. He made a career high 16 tackles and recovered two fumbles. He also forced a fumble and had two tackles for lost yardage. In addition, he scored his first career touchdown on the 32-yard fumble return.

<u>SCORE BY QUARTERS</u>	<u>1</u>	<u>2</u>	<u>3</u>	<u>4</u>	<u>Final</u>
Towson (8-1, 4-1)	7	20	7	14	48
Richmond (2-6, 0-4)	6	12	0	14	32

SCORING SUMMARY

TOWSON - Terrance West, 6 pass from Peter Athens. (8:59 1st - 6 plays, 98 yds., 2:45). Drew Evangelista kick.

RICHMOND - Shane Savage, 10 pass from Michael Strauss. (0:10 1st - 13 plays, 79 yds., 5:19). Kick blocked.

TOWSON - Terrance West, 2 run. (9:52 2nd - 13 plays, 78 yds., 5:08). Kick failed.

RICHMOND - David Broadus, 6 run. (6:49 2nd - 7 plays, 75 yds., 3:03). Kick failed.

TOWSON - Terrance West, 1 run. (2:20 2nd - 9 plays, 70 yds., 4:23). Drew Evangelista kick.

TOWSON - Christian Carpenter, 34 interception return. (1:45 2nd). Drew Evangelista kick.

RICHMOND - Rashad Ponder, 11 pass from Michael Strauss. (0:19 2nd - 8 plays, 75 yds., 1:25). Kick blocked.

TOWSON - Terrance West, 1 run. (4:30 3rd - 8 plays, 93 yds., 3:52). Drew Evangelista kick.

TOWSON - Telvion Clark, 32 fumble return. (12:19 4th). Drew Evangelista kick.

RICHMOND - Aaron Roane, 0 fumble return. (10:00 4th). Pass failed.

TOWSON - Terrance West, 3 run. (7:16 4th - 6 plays, 72 yds., 2:35). Drew Evangelista kick.

RICHMOND - Shane Savage, 10 pass from Kyle Lauletta. (0:38 4th - 13 plays, 69 yds., 3:22). Shane Savage pass from Kyle Lauletta.

<u>TEAM STATS</u>	<u>TOWSON</u>	<u>RICHMOND</u>
First Downs	22	30
Rushes-Net Yards	45-341	32-130
Passing Yards	228	325
Passes Att-Com-Int	21-16-1	49-36-2
Total Offense	569	455
Punt Rets.-Yds.	1-(-25)	1-7
Interceptions-Ret. Yds.	2-34	1-0
Punts-Avg.	2-38.5	4-49.2
Fumbles-Lost	2-2	2-2
Penalties-Yds.	5-53	4-35
Possession Time	30:44	29:16
Sacks By: No.-Yds.	4-18	1-7

TOP INDIVIDUAL PERFORMANCES:

RUSHING: TOWSON - Terrance West 29-272; Darius Victor 9-66; Peter Athens 4-6; Leon Kinnard 1-0; Connor Frazier 1-(-1); **TEAM** 1-(-6). **RICHMOND** - Seth Fisher 8-44; David Broadus 6-35; Kyle Lauletta 2-15; Michael Strauss 10-12; Jacob Green 4-12 Rashad Ponder 2-12.

PASSING: TOWSON - Peter Athens 16-21-1 228 1; **RICHMOND** - Michael Strauss 28-38-1 281 2; Kyle Lauletta 8-10-0 44 1; David Broadus 0-1-1 0 0.

RECEIVING: TOWSON - Leon Kinnard 6-81; Spencer Wilkins 3-29; Brian Dowling 2-46; Emmanuel Holder 2-20; Terrance West 2-14; James Oboh 1-14; Arionne Scott 1-13; Derrick Joseph 1-11. **RICHMOND** - Stephen Barnette 11-148; Shane Savage 9-63; Reggie Diggs 6-51; Hunter Westfall 3-18; Sean Fitzpatrick 2-13; Seth Fisher 2-13; Rashad Ponder 1-11; Brian Brown 1-8; Jacobi Green 1-0.

INTERCEPTIONS: TOWSON - Christian Carpenter 1-34; Donnell Lewis 1-0.

RICHMOND - Reggie Barnette 1-0.

Attendance: 8,700.

Nov. 2 - No. 21 Delaware 32, No. 7 Towson 31

TOWSON, Md. – Junior **Terrance West** ran for 206 yards on 29 carries and scored two touchdowns but it wasn't enough as the No. 7 Tigers (8-2, 4-2) fell victim to a miraculous comeback by No. 21 Delaware (7-2, 4-1) as the Blue Hens pulled out a 32-31 Colonial Athletic Association victory at Unitas Stadium.

The Tigers built a 31-10 lead with 14:31 left in the fourth quarter before Delaware rallied. A one-yard touchdown run by **Jalen Randolph** cut the deficit to 31-17 with 11:26 left.

With 4:23 remaining, the Blue Hens took possession at their own 20-yard line still trailing by 31-17. Quarterback **Trevor Sasek** directed an 80-yard, 17-play drive that resulted in an 11-yard touchdown pass to **Michael Johnson** with 48 seconds left.

Trailing by 31-24, the Blue Hens recovered on onsides kick to keep their hopes alive. After completing a 28-yard pass and a 30-yard pass, Sasek had a first down at the Towson three-yard line. On the next play, he completed a three-yard touchdown pass to **Rob Jones**, making it a 31-30 game with 19 seconds left. Delaware elected to go for the win and Sasek hit Jones with a conversion pass, giving Delaware a shocking 32-31 win.

"All the credit goes to Delaware," said Towson Coach **Rob Ambrose**. "They earned the win. It was a truly impressive performance. We didn't play well for long enough to get this win. We missed plays on offense and defense and special teams. We win as a team and we lose as a team. The bottom line is that we lost."

For most of the game, it appeared that the Tigers would earn their ninth win of the season after they overcame an early 10-7 deficit. Towson scored 24 consecutive points to take an almost comfortable lead.

West finished off a pair of long drives in the second quarter with one-yard touchdown runs to give Towson a 21-10 lead at halftime.

When **Peter Athens** threw a five-yard touchdown pass to **Emmanuel Holder** early in the third quarter, the Tigers had a 28-10 advantage.

The Tigers, who had 332 rushing yards on 50 carries, had 492 total yards against the Blue Hens. Freshman **Darius Victor** ran for 78 yards on 15 carries and scored a touchdown.

Tye Smith and **Monte Gaddis** each made 10 tackles to lead the Tiger defense. Smith also intercepted a pass in the third quarter.

<u>SCORE BY QUARTERS</u>	<u>1</u>	<u>2</u>	<u>3</u>	<u>4</u>	<u>Final</u>
Delaware (7-2, 4-1)	10	0	0	22	32
Towson (8-2, 4-2)	7	14	7	3	31

SCORING SUMMARY

DELAWARE - Sean Baner, 20 field goal. (9:52 1st - 11 plays, 70 yds., 5:08).

TOWSON - Darius Victor, 22 run. (6:52 1st - 7 plays, 82 yds., 2:56). Drew Evangelista kick.

DELAWARE - Jerel Harrison, 16 pass from Trevor Sasek. (3:36 1st - 7 plays, 34 yds., 3:04). Sean Baner kick.

TOWSON - Terrance West, 1 run. (5:24 2nd - 8 plays, 80 yds., 3:21). Drew Evangelista kick.

TOWSON - Terrance West, 1 run. (0:26 2nd - 9 plays, 61 yds., 3:38). Drew Evangelista kick.

TOWSON - Emmanuel Holder, 5 pass from Peter Athens. (13:22 3rd - 5 plays, 79 yds., 1:32). Drew Evangelista kick.

TOWSON - Drew Evangelista, 25 field goal. (14:31 4th - 10 plays, 69 yds., 2:56).

DELAWARE - Jalen Randolph, 1 run. (11:26 4th - 10 plays, 56 yds., 2:57). Sean Baner kick.

DELAWARE - Michael Johnson, 11 pass from Trevor Sasek. (0:48 4th - 17 plays, 80 yds., 3:35). Sean Baner kick.

DELAWARE - Rob Jones, 3 pass from Trevor Sasek. (0:19 4th - 3 plays, 51 yds., 0:45). Rob Jones pass from Trevor Sasek.

<u>TEAM STATS</u>	<u>DELAWARE</u>	<u>TOWSON</u>
First Downs	23	24
Rushes-Net Yards	29-90	50-332
Passing Yards	330	160
Passes Att-Com-Int	47-34-1	19-9-0
Total Offense	420	492
Punt Rets.-Yds.	2-(-6)	2-7
Interceptions-Ret. Yds.	0-0	1-10
Punts-Avg.	4-44.8	3-39.7
Fumbles-Lost	2-1	2-2
Penalties-Yds.	7-57	5-18
Possession Time	28:34	31:26
Sacks By: No.-Yds.	1-9	2-17

TOP INDIVIDUAL PERFORMANCES:

RUSHING: DELAWARE - Andrew Pierce 14-55; Jerel Harrison 4-34; Julian Laing 3-9; Jalen Randolph 2-6; Michael Johnson 1-(-2); Trevor Sasek 3-(-9); **TEAM** 2-(-3).

TOWSON - Terrance West 29-206; Darius Victor 15-78; Sterlin Phifer 3-42; Peter Athens 3-6.

PASSING: DELAWARE - Trevor Sasek 34-46-1 330 3; **TEAM** 0-1-0 0; **TOWSON** - Peter Athens 9-19-0 160 1.

RECEIVING: DELAWARE - Jerel Harrison 12-109; Michael Johnson 6-71; Rob Jones 5-74; Nick Boyle 5-35; Andrew Pierce 5-32; Mike Milburn 1-9. **TOWSON** - Leon Kinnard 3-105; Brian Dowling 3-11; Emmanuel Holder 1-5; Arionne Scott 1-20; Derrick Joseph 1-19.

INTERCEPTIONS: TOWSON - Tye Smith 1-10.

Attendance: 8,741.

2013 Towson University FCS Championship Game Notes

Nov. 16 - No. 10 Towson 15, No. 16 William & Mary 9

WILLIAMSBURG, Va. – Safety **Donnell Lewis** had 10 tackles with an interception to lead the No. 10 Tigers (9-2, 5-2) to their 10th straight road victory, a 15-9 Colonial Athletic Association win over No. 16 William & Mary (7-4, 4-3) at Zable Stadium.

The Tribe came into the game with the top-ranked defense in NCAA FCS, allowing only 12.2 points per game. While the Tribe held the Tigers to their lowest point total of the season, the Tiger defense did an even better job. The Tigers shut out the Tribe in the second half, stopping them on downs three times in Towson territory.

Terrance West provided most of the offense for the Tigers. He ran for 157 yards on 30 carries and scored twice. He also became the first Tiger to rush for more than 4,000 career yards. In 32 career games, he has 4,105 yards. West also upped his total to an NCAA-leading 28 touchdowns this season and 72 career TD's.

"I am so proud of this team," said Coach **Rob Ambrose**. "To come down here and beat a very tough William & Mary team with their great defense is quite an accomplishment. We usually score a lot more points but the goal is to win the game. That's what we did."

The Tribe took an early 3-0 lead when junior **John Carpenter** kicked a 43-yard field on the opening possession of the game. On the Tigers' second possession, they marched 72 yards in 11 plays to take a 7-3 lead. West capped off the drive by scoring his 27th touchdown of the season on a one-yard run.

William & Mary came right back and drove to the Tiger 13-yard line where the drive stalled. Carpenter kicked his second field goal, a 30-yarder, to pull the Tribe to within 7-6 with 10:19 left in the first half.

Late in the second quarter, the Tribe drove into Towson territory. Again, the Tigers stopped them and Carpenter kicked his third field goal of the game, a 31-yarder with 30 seconds left in the half to give the Tribe a 9-7 lead at halftime.

Trailing 9-7 in the third quarter, the Tiger offense came up with a big drive. The Tigers marched 71 yards on 10 plays to re-take the lead. A 13-yard pass from **Peter Athens** to **Brian Dowling** gave Towson a first down at the Tribe's 14-yard line. But the drive stalled and the Tigers had fourth-and-nine. **Drew Evangelista** came in to try a 31-yard field goal. However, it was a fake. Holder **Connor Frazier**, the back-up quarterback, ran 10 yards for the first down. On the next play, West gave Towson a 13-9 lead on a three-yard run with 1:25 left in the third quarter.

The Tigers tried for the two-point conversion and Athens fumbled at the one-yard line. Tribe Defensive back **Jerome Couplin** recovered in the end zone and tried to advance. Left guard **Anthony Davis** tackled him in the end zone and forced a fumble. Frazier recovered and the Tigers had a two-point conversion and a 15-9 lead. The Tribe responded with another drive to the Tiger 31-yard line where they faced a third-and-one. On two straight plays, **Mikal Abdul-Saboor** was stopped by **Monte Gaddis** and **Telvion Clark** and the Tigers took over. With 8:20 remaining, Lewis stopped a William & Mary drive when he intercepted at the Towson 16-yard line.

The Tribe took possession at the 20-yard line with 2:42 left and no time outs. A 23-yard pass to McBride got the Tribe moving. The Tribe reached the Towson 43-yard line where the defense made its stand. After three incomplete passes, Caprio rolled to his right and fired a long pass down the right sideline towards McBride. At the last instant, **Jordan Love** got his hand on the pass and knocked it away. The Tigers took over on downs and ran out the clock.

SCORE BY QUARTERS	1	2	3	4	Final
Towson (9-2, 5-2)	0	7	8	0	15
William & Mary (6-4, 4-3)	3	6	0	0	9

SCORING SUMMARY
W&M - John Carpenter, 43 field goal. (12:17 1st - 7 plays, 43 yds., 2:43)
TOWSON - Terrance West, 1 run. (14:56 2nd - 11 plays, 72 yds., 5:35). Drew Evangelista kick.
W&M - John Carpenter, 30 field goal. (10:19 2nd - 11 plays, 62 yds., 4:37)
W&M - John Carpenter, 31 field goal. (0:30 2nd - 11 plays, 57 yds., 4:16)
TOWSON - Terrance West, 3 run. (1:25 3rd - 10 plays, 71 yds., 4:13). Connor Frazier run..

TEAM STATS	TOWSON	W&M
First Downs	22	18
Rushes-Net Yards	53-248	33-108
Passing Yards	94	167
Passes Att-Com-Int	18-9-1	27-13-1
Total Offense	342	275
Punt Rets.-Yds.	0-0	1-3
Interceptions-Ret. Yds.	1-0	1-12
Punts-Avg.	3-36.7	1-41.0
Fumbles-Lost	0-0	1-1
Penalties-Yds.	8-85	1-5
Possession Time	34:15	25:45
Sacks By: No.-Yds.	2-16	2-9

TOP INDIVIDUAL PERFORMANCES:
RUSHING: **TOWSON** - Terrance West 30-157; Darius Victor 9-50; Peter Athens 10-39; Connor Frazier 1-10; **TEAM** 3-(-8). **WILLIAM & MARY** - Mikal Abdul-Saboor 20-105; Jarrell Cooper 7-14; Keoth Anderson 1-0; Sean Ballard 1-(-3); Brent Caprio 4-(-8).
PASSING: **TOWSON** - Peter Athens 9-18-1 94 0; **W&M** - Brent Caprio 13-27-1 167 0.
RECEIVING: **TOWSON** - James Oboh 4-45; Brian Dowling 2-27; Arionne Scott; Emmanuel Holder 1-9; Darius Victor 1-0. **W&M** - Tre McBride 6-88; Christian Reeves 3-32; Bo Revell 1-18; Robert Asmar 1-14; Mikal Abdul-Saboor 1-11; Sean Ballard 1-4.
INTERCEPTIONS: **TOWSON** - Donnell Lewis 1-0. **W&M** - Airek Green 1-0.
Attendance: 9,674.

Nov. 23 - No. 7 Towson 28, James Madison 17

TOWSON, Md. – Junior **Terrance West** scored three touchdowns and ran for 100 yards to support a solid defensive effort as the No. 7 Tigers (10-2, 6-2) outlasted James Madison (6-6, 3-5) by a 28-17 margin in the Colonial Athletic Association finale for both teams at Unitas Stadium.

The win was Towson's first victory over JMU since 1992. The win also enabled them to have a 10-victory season for the first time since 1983.

"I really want to salute our senior class, said Towson Coach **Rob Ambrose**. "This senior class came here on a dream. They came believing in something you could not see. In today's world, that is very, very rare. They went about the business of working to create something that no one believed could get done. They are my family and I love them. I'm proud of them in a way words really can't express."

A top candidate for the Walter Payton Award, West ran for 100 yards on 22 carries with three touchdowns. His three touchdowns increased his season total to 31 TD's, a school record and a total that leads FCS football. He finished the regular season with 1,865 yards on 301 carries, the top mark in the nation.

The Dukes took a 7-0 lead midway through the first quarter. On fourth down-and-15 yards to go at the Towson 29-yard line, quarterback **Michael Birdsong** hit junior **Anthony Rose** for a touchdown, giving James Madison an early lead.

On their next possession, the Tigers wasted no time tying the score. They marched 61 yards on eight plays and evened the score at 7-7 when West scored on a seven-yard run with 1:47 left in the first quarter.

Midway through the second quarter, cornerback **Tye Smith** intercepted a pass and returned it to the JMU 33-yard line. The Tigers drove 33 yards on six running plays to take the lead. West scored the go-ahead touchdown on a six-yard run, giving Towson a 14-7 advantage with 5:40 left in the first half.

With a fourth down-and-nine at the Tiger 38-yard line, JMU decided to try for the first down. However, the center snap went over Birdsong's head and **Christian Carpenter** recovered at the Dukes' 45-yard line.

Moments later, quarterback **Peter Athens** scrambled to his right and spotted **Connor Frazier** wide open at the JMU 20-yard line. Frazier caught the pass and ran into the end zone for a 35-yard TD. That gave Towson a 21-7 lead at halftime. "That bad snap on the fourth down play really hurt us," said JMU Coach **Mickey Matthews**. "It gave them a chance to score again before halftime and that's the last thing we wanted."

In the third quarter, JMU tried to come back. The Dukes held the Tigers without a first down and scored 10 consecutive points. After a field goal by **Cameron Starke**, **Dae'Quan Scott** cut the deficit to 21-17 with a 46-yard punt return for a touchdown.

With their lead trimmed to 21-17, the Tigers responded with their best drive of the game. They marched 79 yards on nine plays to grab a 28-17 lead. West scored on a six-yard touchdown run, giving Towson a 28-17 lead 11:44 left in the game.

SCORE BY QUARTERS	1	2	3	4	Final
James Madison (6-6, 3-5)	7	0	10	0	17
Towson (10-2, 6-2)	7	14	0	7	28

SCORING SUMMARY
JMU - Anthony Rose, 29 pass from Michael Birdsong. (6:24 1st - 9 plays, 73 yds., 3:29)
TOWSON - Terrance West, 7 run. (1:47 1st - 8 plays, 61 yds., 4:31). Drew Evangelista kick.
TOWSON - Terrance West, 6 run. (5:40 2nd - 6 plays, 33 yds., 2:32). Drew Evangelista kick.
TOWSON - Connor Frazier, 35 pass from Peter Athens. (0:43 2nd - 5 plays, 45 yds., 0:52). Drew Evangelista kick..
JMU - Cameron Starke, 21 field goal. (6:02 3rd - 11 plays, 33 yds., 4:25).
TOWSON - Terrance West, 6 run. (11:44 4th - 9 plays, 79 yds. - 3:41). Drew Evangelista kick.

TEAM STATS	JMU	TOWSON
First Downs	23	18
Rushes-Net Yards	44-162	35-111
Passing Yards	170	171
Passes Att-Com-Int	39-20-1	30-21-1
Total Offense	332	282
Punt Rets.-Yds.	5-65	1-2
Interceptions-Ret. Yds.	1-0	2-18
Punts-Avg.	5-35.0	7-34.7
Fumbles-Lost	4-1	1-1
Penalties-Yds.	9-95	9-61
Possession Time	30:13	29:47
Sacks By: No.-Yds.	1-0	2-3

TOP INDIVIDUAL PERFORMANCES:
RUSHING: **JMU** - Michael Birdsong 26-136; Dae'Quan Scott 13-31; Rashard Davis 1-13; Khalid Abdullah 1-1; Brandon Ravenel 2-(-2); **TEAM** 1-(-17). **TOWSON** - Terrance West 22-100; Peter Athens 7-26; DeAngelo Stephenson 1-4; Derrick Joseph 1-1; Darius Victor 1-(-1); **TEAM** 3-(-19).
PASSING: **JMU** - Michael Birdsong 20-39-2 170 1. **TOWSON** - Peter Athens 21-30-1 171 1.
RECEIVING: **JMU** - Dae'Quan Scott 6-11; Dan Brown 3-45; David Cheatham 3-29; Arlanid Harvey 3-27; Anthony Rose 2-32; Brandon Ravenel 2-21; Quinton Hunter 1-5. **TOWSON** - Derrick Joseph 8-29; Terrance West 3-30; Brian Dowling 3-19; Connor Frazier 2-42; Emmanuel Holder 2-23; James Oboh 1-12; Arionne Scott 1-9; Darius Victor 1-7.
INTERCEPTIONS: **JMU** - DeAndre Smith 1-6; **TOWSON** - Tye Smith 1-18; Donnell Lewis 1-0.
Attendance: 7,379.

2013 Towson University FCS Championship Game Notes

Dec. 7 - NCAA FCS Playoffs -
No. 5 Towson 48, No. 9 Fordham 28

TOWSON, Md. – Quarterback **Peter Athens** completed 13 of 15 passes for 301 yards and three touchdowns as the No. 5 Tigers (11-2) advanced to the quarter-finals of the NCAA FCS playoffs with a 48-28 victory over Fordham (12-2) at Johnny Unitas @ Stadium.

"Fordham is a very good team and we knew that going in," said Towson Coach **Rob Ambrose**. "But there is a really, really good team in our locker room that is still playing."

On the first drive of the second half, the Tigers broke a 21-21 tie and took a lead when they drove 76 yards in four plays. Athens' 46-yard TD pass to freshman **Andre Dessenberg** gave the Tigers a 28-21 lead.

After a fumble recovery by **Alexander DiSanzo**, **Terrance West** scored on a five-yard run to give the Tigers a 35-21 lead with 5:31 left in the third quarter.

Athens led another efficient 70-yard touchdown drive. With 10:54 left in the game, West scored his third TD on a 14-yard run and Towson had a 42-21 advantage.

With 9:13 left, the Rams got on the scoreboard when quarterback **Michael Nebrich** threw a 20-yard TD pass to **Brian Wetzel** that pulled Fordham to within 42-28.

After **Thomas Bradley** recovered an onsidies kick for the Tigers at the Fordham 46-yard line, **Darius Victor** scored on a 22-yard run to put the Tigers ahead, 48-28. The Tigers built a 21-7 first half lead before the Rams came back to tie the game.

On the opening possession, the Tigers took a 7-0 lead with a 67-yard drive. West's one-yard run gave Towson the lead.

After the Rams tied the game, Towson marched 64 yards on seven plays and scored. On fourth-and-three, Athens rolled to his right and threw a 32-yard TD pass to tight end **James Oboh** for a 14-7 lead. When Athens threw a 41-yard screen pass to Victor for a touchdown, the Tigers had a 21-7 lead with 12:12 left in the half.

The Rams cut their deficit to 21-14 when Nebrich threw a 23-yard touchdown pass to **Sam Ajala** with 6:32 remaining. After a muffed punt, Fordham tied the game when Nebrich threw a 37-yard touchdown pass with 41 seconds left in the half.

Victor ran for a career high 105 yards on 12 carries for an 8.8 average. He had one rushing touchdown. Victor also caught one pass for 41 yards and a touchdown.

Senior linebacker **Monte Gaddis** and sophomore safety **Christian Carpenter** led the Tigers with 10 tackles each.

SCORE BY QUARTERS	1	2	3	4	Final
No. 9 Fordham (12-2)	7	14	0	7	28
Towson (10-2, 6-2)	7	14	14	13	48

SCORING SUMMARY

TOWSON - Terrance West, 1 run. (8:59 1st - 11 plays, 67 yds., 5:27). Drew Evangelista kick.

FORDHAM - Jorge Solano, 9 pass from Michael Nebrich. (3:48 1st - 13 plays, 71 yds., 5:04). Michael Marando kick.

TOWSON - James Oboh, 32 pass from Peter Athens. (14:53 2nd - 7 plays, 64 yds., 3:49). Drew Evangelista kick.

TOWSON - Darius Victor, 41 pass from Peter Athens. (12:12 2nd - 4 plays, 63 yds., 1:31). Drew Evangelista kick.

FORDHAM - Sam Ajala, 23 pass from Michael Nebrich. (6:32 2nd - 12 plays, 89 yds., 5:32). Michael Marando kick.

FORDHAM - Sam Ajala, 37 pass from Michael Nebrich. (0:41 2nd - 7 plays, 47 yds., 2:39). Michael Marando kick.

TOWSON - Andre Dessenberg, 46 pass from Peter Athens. (13:05 3rd - 4 plays, 76 yds., 1:48). Drew Evangelista kick.

TOWSON - Terrance West, 5 run. (5:31 3rd - 9 plays, 54 yds. - 4:40). Drew Evangelista kick.

TOWSON - Terrance West, 14 run. (10:54 4th - 8 plays, 70 yds. - 4:01). Drew Evangelista kick.

FORDHAM - Brian Wetzel, 20 pass from Michael Nebrich. (9:13 4th - 5 plays, 64 yds., 1:36). Michael Marando kick.

TOWSON - Darius Victor, 22 run. (6:25 4th - 5 plays, 46 yds. - 6:25). Kick blocked.

TEAM STATS	FORDHAM	TOWSON
First Downs	25	21
Rushes-Net Yards	30-32	39-189
Passing Yards	394	171
Passes Att-Com-Int	51-37-0	15-13-0
Total Offense	426	490
Punt Ret.-Yds.	0-0	2-(-4)
Interceptions-Ret. Yds.	0-0	0-0
Punts-Avg.	2-41.0	1-44.0
Fumbles-Lost	3-2	3-2
Penalties-Yds.	5-53	4-50
Possession Time	32:33	27:27
Sacks By: No.-Yds.	1-0	3-17

TOP INDIVIDUAL PERFORMANCES:

RUSHING: **FORD** - Michael Nebrich 15-32; Carlton Koonce 12-26; Jorge Soriano 1-5; **TEAM 2**-(-31). **TOWSON** - TDarius Victor 12-105; Terrance West 24-76; Peter Athens 2-9; **TEAM 3**-(-19).

PASSING: **FORD**- Michael Nebrich 37-50-0 394 4. **TOWSON** - Peter Athens 13-15-0 301 1.

RECEIVING: **FORD** - Dan Light 13-122; Sam Ajala 8-120; Brian Wetzel 5-86; Tebucky Jones 5-15; Carlton Koonce 4-16; Jorge Soriano 2-35. **TOWSON** - Andre Dessenberg 3-94; James Oboh 2-55; Arione Scott 2-31; Derrick Joseph 2-27; Terrance West 1-29; Brian Dowling 1-9; Emmanuel Holder 1-15; Darius Victor 1-41.

INTERCEPTIONS: None.

Attendance: 4,761.

Dec. 13 - NCAA FCS Quarter-Finals -
No. 5 Towson 49, No. 2 Eastern Illinois 39

CHARLESTON, Ill. – Running back **Terrance West** set an NCAA FCS playoff record with 354 yards on 39 carries and scored five touchdowns to lead the Tigers (12-2) to a snowy 49-39 victory over No. 2 Eastern Illinois (12-2) before a national television audience in the quarter-finals of the NCAA FCS playoffs.

"It took us a while to get used to the snow," said Towson Coach **Rob Ambrose**. "We have never even practiced on a snowy field. Once we figured out what we could do, we were fine."

After the Panthers took a 14-0 lead, the game turned dramatically. Late in the first quarter, West burst through the right side for a 47-yard run to EIU 25-yard line. On that run, he broke the Towson single season rushing record of 2,016 yards set by **Tony Vinson** in 1993. Four plays later, West scored on a nine-yard run and the Tigers cut their deficit to 14-7 with 12:40 left in the first half.

Midway through the second quarter, the Tigers marched 63 yards on 10 plays and tied the game at 14-14 when quarterback **Connor Frazier** scored on a four-yard run. The Tigers took their first lead of the game when West scampered around left end and broke a few tackles on his way to a 63-yard TD run. That gave the Tigers a 21-14 lead with 4:39 left in the half.

On the opening kickoff of the second half, **Jordan Love** lost a fumble and quarterback **Jimmy Garoppolo** scored on a one-yard run to tie the game at 21-21.

It wasn't tied for very long. Moments later, the Tigers went 75 yards on seven plays. West scored on a six-yard run to give Towson a 28-21 lead.

After **Cameron Berra** kicked a 28-yard field goal to cut the EIU deficit to 28-24, West capped off a 70-yard, 10-play drive with a five-yard TD run, giving the Tigers their biggest lead of the game at 35-24.

In the fourth quarter, EIU cut its deficit to 35-32 when Garoppolo threw a 39-yard TD pass to **Jeff LePak**. The two-point conversion made it 35-32.

A three-yard TD run by **Darius Victor** gave Towson a 42-32 lead. A sack by **Ryan Delaire** at the Panthers' 22-yard line forced a fumble by Garoppolo that was recovered by **Syd Holt**. With 7:33 left, West scored on a three-yard run for his fifth touchdown of the game and a 49-32 lead. It marked the third time this season that West scored five touchdowns in a game.

With 3:08 left, **Ryan Meyer** closed out the scoring for EIU when he scored on a 10-yard run, making the lead 49-39.

Alexander DiSanzo recovered the onsidies kick and Towson ran out the clock.

The Tigers finished the game with 587 yards of total offense, including a school record 472 rushing yards.

SCORE BY QUARTERS	1	2	3	4	Final
No. 5 Towson (12-2)	0	21	14	14	49
No. 2 Eastern Illinois (12-2)	14	0	10	15	39

SCORING SUMMARY

EIU - Erik Lora, 3 pass from Jimmy Garoppolo. (10:13 1st - 17 plays, 76 yds., 4:47). Cameron Berra kick.

EIU - Jimmy Garoppolo, 6 run. (7:18 1st - 6 plays, 63 yds., 1:27). Cameron Berra kick.

TOWSON - Terrance West, 9 run. (12:40 2nd - 5 plays, 72 yds., 1:26). Drew Evangelista kick.

TOWSON - Connor Frazier, 4 run. (6:21 2nd - 10 plays, 63 yds., 3:25). Drew Evangelista kick.

TOWSON - Terrance West, 63 run. (4:39 2nd - 2 plays, 76 yds., 0:37). Drew Evangelista kick.

EIU - Jimmy Garoppolo, 1 run. (13:15 3rd - 6 plays, 36 yds., 1:35). Cameron Berra kick.

TOWSON - Terrance West, 6 run. (9:52 3rd - 7 plays, 75 yds., 3:15). Drew Evangelista kick.

EIU - Cameron Berra, 28 field goal. (6:20 3rd - 14 plays, 63 yds., 3:27).

TOWSON - Terrance West, 5 run. (1:13 3rd - 10 plays, 70 yds. - 5:02). Drew Evangelista kick.

EIU - Jeff LePak, 39 pass from Jimmy Garoppolo. (14:35 4th - 8 plays, 74 yds., 1:35).

Erik Lora, pass from Jimmy Garoppolo.

TOWSON - Darius Victor, 3 run. (9:53 4th - 3 plays, 42 yds. - 1:04). Drew Evangelista kick.

TOWSON - Terrance West, 3 run. (7:33 4th - 3 plays, 22 yds. - 1:23). Drew Evangelista kick.

EIU - Ryan Meyer, 10 run. (3:08 4th - 16 plays, 64 yds., 4:19). Cameron Berra kick.

TEAM STATS	TOWSON	EASTERN ILLINOIS
First Downs	26	28
Rushes-Net Yards	59-472	48-190
Passing Yards	115	321
Passes Att-Com-Int	14-8-0	51-38-0
Total Offense	587	511
Punt Ret.-Yds.	0-0	1-(-1)
Interceptions-Ret. Yds.	0-0	0-0
Punts-Avg.	2-43.5	4-31.8
Fumbles-Lost	4-2	7-2
Penalties-Yds.	3-15	7-65
Possession Time	31:02	28:58
Sacks By: No.-Yds.	3-17	0-0

TOP INDIVIDUAL PERFORMANCES:

RUSHING: **TOWSON** - Terrance West 39-354; Darius Victor 11-80; Connor Frazier 5-40; Peter Athens 2-2; **TEAM 2**-(-4). **EIU** - Taylor Duncan 20-100; Shepard Little 14-58; Jimmy Lera 2-12; Jimmy Garoppolo 10-12; Ryan Meyer 1-10; **TEAM 1**-(-2).

PASSING: **TOWSON** - Peter Athens 8-13-0 115 0. **EIU**- Jimmy Garoppolo 38-50-0 321 2; Taylor Duncan 0-1-0 0.

RECEIVING: **TOWSON** - James Oboh 3-41; Andre Dessenberg 1-29; Brian Dowling 1-23; Derrick Joseph 1-18; Emmanuel Holder 1-3; Terrance West 1-1. **EIU** - Erik Lora 18-129; Jeff LePak 5-67; Adam Drake 4-65; Taylor Duncan 4-20; Shepard Little 4-16; Keiondre Gober 3-24.

INTERCEPTIONS: None.

Attendance: 3,850.

2013 Towson University FCS Championship Game Notes

Dec. 21 - NCAA FCS Semi-Finals -
No. 5 Towson 35, No. 3 Eastern Washington 31

CHENEY, Wash. – Trailing by 31-21 with less than six minutes remaining, reserve quarterback **Connor Frazier** directed a stirring comeback to lead No. 5, Towson University (12-2) to a 35-31 win over No. 3 Eastern Washington (12-3) in the NCAA FCS semi-finals at Roos Field.

With the win, the Tigers advanced to the NCAA FCS championship game on Jan. 4 in Frisco, Texas. It will be the first-ever appearance for Towson in the FCS championship game.

Trailing by 31-21 midway through the fourth quarter, the Tigers marched 75 yards in 15 plays. On fourth-and-goal at the Eastern Washington three-yard line, junior **Terrance West** ran to his left, stopped and reversed field. He broke two tackles on his way to the end zone as he scored his second touchdown of the game. His touchdown cut the Tigers' deficit to 31-28 with 5:09 left in the game. The Eagles, who rolled up 580 yards of total offense, drove the ball deep into Towson territory. Facing fourth down-and-two at the Towson 29-yard line, the Eagles went for the first down as quarterback **Vernon Adams** tried to connect with freshman wide receiver **Cooper Kupp** for a big play. However, the pass was just beyond his Kupp's reach and the Tigers took over at their own 29-yard line with 1:35 remaining in the game.

Frazier, who entered the game when senior quarterback **Peter Athens** was injured, proceeded to direct a 71-yard, 10-play drive. On the drive, Frazier completed all five pass attempts for 48 yards. His 22-yard completion to **Brian Dowling** gave the Tigers a first down at the Eagles' 34-yard line. Four plays later, Frazier scrambled to the Eagles' one-yard line with 25 seconds left. After West was tackled for no gain on first down, Frazier scored on a quarterback sneak with 17 seconds left to put the Tigers ahead. **Drew Evangelista's** conversion gave Towson a 35-31 advantage.

On the Eagles' first play after the kickoff, Adams threw a deep pass that was intercepted by **Christian Carpenter** at the Tigers' 24-yard line, touching off a wild celebration on the Tiger sidelines.

"From the most difficult circumstances come the best stories," said Coach **Rob Ambrose**. "I am numb right now. This team has shown that you can accomplish things no one thought you could with belief, faith, trust, love and hard work."

In truth, the Towson-Eastern Washington game was three games rolled into one. In the first game, Towson jumped out to a 21-0 lead in the first half. Then, Eastern Washington scored 31 consecutive points to take a 31-21 lead with 11:55 remaining in the game. In the third game, Towson scored twice in the last 5:09 to win the game.

"I think it was shock to us when we lost Peter (Athens) to that injury," said Ambrose. "It took us a while to adjust. Eastern Washington is an excellent football team. But, we never quit and we found a way to win."

Early on, it appeared that the Tigers might roll to an easy win.

On their opening drive, the Tigers marched 75 yards on nine plays to take a 7-0 lead. On the Tigers' first drive, West ran for 45 yards on five carries as he broke the NCAA FCS single season rushing record held by **Jamaal Branch** of Colgate. The Tigers took the early lead when Athens threw a one-yard pass to fullback **Emmanuel Holder**, putting the Tigers ahead with 10:29 left in the first quarter.

On their first possession, Adams completed a 29-yard pass to Kupp, who fumbled at the Towson 12-yard line. When junior cornerback **Tye Smith** recovered, the Tigers took over.

The Tigers came up the first big play of the game when Frazier, who was playing wide receiver, completed a 50-yard pass to **Derrick Joseph** on an end around play. When West scored on a one-yard run, the Tigers took a 14-0 on an 88-yard, eight-play drive with 4:40 left in the first quarter.

It was West's 40th touchdown of the season, setting an NCAA FCS single season record.

After their best first quarter of the season, the Tigers added to their lead early in the second period. A 36-yard pass from Athens to **Andre Dessenberg** gave Towson a first down at the Eagles' 45-yard line. Facing a fourth down-and-three at the Eagles' 38-yard line, Athens rolled to his right and fired a 38-yard touchdown pass to Dowling. That gave Towson a 21-0 lead with 10:32 left in the first half.

The Eagles responded with their best drive of the game. They marched 67 yards on seven plays and got on the scoreboard when **Quincy Forte** caught an eight-yard touchdown pass from Adams to cut their deficit to 21-7 with 7:41 left in the half.

Late in the first half, the biggest play of the game may have occurred. The Tigers reached the Eagles' 29-yard line when Athens fumbled a shotgun snap. The Eagles recovered but Athens left the game with a shoulder injury.

Just before halftime, the Eagles drove to deep in Towson territory. With 11 seconds left in the half and the ball on the Towson one-yard line, the Eagles took their final time-out. Adams tried to score on a run off the right side but **Telvion Clark** and **Donnell Lewis** stopped him short of the goal line and the Tigers went into halftime with a 21-7 lead.

On the opening drive of the second half, the Eagles cut their deficit to 21-14 as they marched 92 yards in 10 plays. On fourth down-and-two at the Towson 46-yard line, Adams completed a 39-yard pass to **Ashton Clark**, moving the

ball to the Towson seven-yard line. On the next play, Forte scored his second touchdown of the game on a seven-yard run. **Kevin Miller's** conversion kick cut the Eagles' deficit to 21-14 with 11:34 left in the third quarter.

With Frazier at quarterback, the Tigers moved to the Eagles' 49-yard line where the drive stalled. The Eagles took over after a punt at their own nine-yard line. Once again, Adams directed an efficient drive. Facing a fourth-and-two at the Towson 22-yard line, Adams ran for a first down. Eastern Washington moved inside the Tigers' 10-yard line where the drive stalled. A 22-yard field goal by Miller cut the Towson lead to 21-17 with 4:15 left in the third quarter.

On their next drive, the Tigers were forced to punt. A punt by Evangelista was blocked by **Zach Wimberly** and Eastern Washington took possession at its own 20. Two plays later, **Mario Brown** scored on a three-yard run to give the Eagles their first lead of the game, a 24-21 advantage.

Early in the fourth quarter, the Eagles extended their lead to 31-21 when they marched 82 yards in nine plays. A 13-yard pass from Adams to **Cory Mitchell** gave the Eagles their biggest lead of the game, setting the stage for the Tigers' comeback.

Adams, who was the runner-up for the Walter Payton Award, completed 28 of 42 passes for 394 yards and two touchdowns. He also ran for 65 yards on 11 carries. Forte ran for 77 yards on 14 carries and scored one rushing touchdown. Clark led the Eagles with eight catches for 129 yards while Cupp had eight receptions for 124 yards.

Playing most of the first half, Athens completed eight of nine passes for 144 yards and two touchdowns.

In the longest playing stint of his career, Frazier ran for a career high 98 yards on 18 carries and scored the game-winning touchdown. West had 115 yards on 27 carries and scored twice.

West set two NCAA FCS season records in the win. He now holds the FCS record with 2,410 yards on 391 carries. His 41 touchdowns are also a national record.

Dowling, a transfer from the University of Massachusetts, had a career high four receptions for 88 yards and a touchdown.

Lewis led the Tiger defense with 10 tackles and a forced fumble.

For the Tigers, the victory marked their 12th consecutive road win. Towson has not lost a road game since Oct. 6, 2012.

SCORE BY QUARTERS	1	2	3	4	Final
No. 5 Towson (13-2)	14	7	0	14	35
No. 3 Eastern Washington (12-3)	0	7	17	7	31

SCORING SUMMARY

TOWSON - Emmanuel Holder, 1 pass from Peter Athens. (10:29 1st - 9 plays, 75 yds., 4:31).

Drew Evangelista kick.

TOWSON - Terrance West, 1 run. (4:40 1st - 8 plays, 88 yds., 3:44). Drew Evangelista kick.

TOWSON - Brian Dowling, 38 pass from Peter Athens. (10:32 2nd - 7 plays, 91 yds., 3:34).

Drew Evangelista kick.

EWU - Quincy Forte, 8 pass from Vernon Adams. (7:41 2nd - 7 plays, 67 yds., 2:51). Kevin Miller kick.

EWU - Quincy Forte, 7 run. (11:34 3rd - 10 plays, 92 yds., 3:25). Kevin Miller kick.

EWU - Kevin Miller, 22 field goal. (4:15 3rd - 12 plays, 86 yds., 5:08).

EWU - Mario Brown, 3 run. (1:36 3rd - 2 plays, 23 yds., 0:28). Kevin Miller kick.

EWU - Cory Mitchell, 13 pass from Vernon Adams. (11:55 4th - 9 plays, 82 yds., 2:58). Kevin Miller kick.

TOWSON - Terrance West, 3 run. (5:09 4th - 15 plays, 75 yds., 6:46). Drew Evangelista kick.

TOWSON - Connor Frazier, 1 run. (0:17 4th - 10 plays, 71 yds. - 1:18). Drew Evangelista kick.

TEAM STATS

	TOWSON	EASTERN WASHINGTON
First Downs	25	30
Rushes-Net Yards	55-241	30-186
Passing Yards	242	394
Passes Att-Com-Int	19-14-0	43-28-1
Total Offense	483	580
Punt Rets.-Yds.	1-5	1-9
Interceptions-Ret. Yds.	1-0	0-0
Punts-Avg.	4-31.8	2-42.5
Fumbles-Lost	3-1	2-1
Penalties-Yds.	5-39	4-30
Possession Time	33:41	26:19
Sacks By: No.-Yds.	0-0	2-16

TOP INDIVIDUAL PERFORMANCES:

RUSHING: **TOWSON** - Terrance West 27-115; Connor Frazier 18-98; Darius Victor 5-23; Peter Athens 4-6; **TEAM** 1-(-1). **EWU** - Quincy Forte 14-77; Vernon Adams 11-65; Mario Brown 5-44.

PASSING: **TOWSON** - Peter Athens 8-9-0 144 2; Connor Frazier 6-10-0 98 0. **EWU** - Vernon Adams 28-42-1 394 2; **TEAM** 0-1-0 0 0.

RECEIVING: **TOWSON** - Brian Dowling 4-88; Andre Dessenberg 3-46; Derrick Joseph 2-66; Emmanuel Holder 2-19; Darius Victor 1-11; James Obob 1-8; Terrance West 1-4. **EWU** - Ashton Clark 8-129; Cooper Kupp 8-124; Quincy Forte 6-68; Cory Mitchell 4-51; Shaquille Hill 2-22.

INTERCEPTIONS: **TOWSON** - Christian Carpenter 1-0.

Attendance: 6,209.



2013 Towson University Football
Towson University Overall Team Statistics (Dec. 21, 2013 - 15 Games)
All games



Team Statistics	TOWSON	OPP
SCORING	578	348
Points Per Game	38.5	23.2
FIRST DOWNS	340	330
Rushing	177	120
Passing	147	187
Penalty	16	23
RUSHING YARDAGE	3724	1816
Yards gained rushing	3959	2176
Yards lost rushing	235	360
Rushing Attempts	677	522
Average Per Rush	5.5	3.5
Average Per Game	248.3	121.1
TDs Rushing	54	16
PASSING YARDAGE	3355	3704
Comp-Att-Int	238-369-12	361-578-16
Average Per Pass	9.1	6.4
Average Per Catch	14.1	10.3
Average Per Game	223.7	246.9
TDs Passing	19	27
TOTAL OFFENSE	7079	5520
Total Plays	1046	1100
Average Per Play	6.8	5.0
Average Per Game	471.9	368.0
KICK RETURNS: #-Yards	54-1005	86-1447
PUNT RETURNS: #-Yards	19-33	16-78
INT RETURNS: #-Yards	16-275	12-45
KICK RETURN AVERAGE	18.6	16.8
PUNT RETURN AVERAGE	1.7	4.9
INT RETURN AVERAGE	17.2	3.8
FUMBLES-LOST	31-20	37-19
PENALTIES-Yards	100-873	83-724
Average Per Game	58.2	48.3
PUNTS-Yards	44-1622	67-2528
Average Per Punt	36.9	37.7
Net punt average	34.2	36.0
KICKOFFS-Yards	100-5535	65-3616
Average Per Kick	55.3	55.6
Net kick average	51.6	35.9
TIME OF POSSESSION/Game	31:36	28:24
3RD-DOWN Conversions	93/185	79/215
3rd-Down Pct	50%	37%
4TH-DOWN Conversions	23/32	24/45
4th-Down Pct	72%	53%
SACKS BY-Yards	41-217	12-72
MISC YARDS	0	0
TOUCHDOWNS SCORED	80	45
FIELD GOALS-ATTEMPTS	7-15	11-16
ON-SIDE KICKS	1-1	1-6
RED-ZONE SCORES	(60-76) 79%	(41-55) 75%
RED-ZONE TOUCHDOWNS	(55-76) 72%	(31-55) 56%
PAT-ATTEMPTS	(69-75) 92%	(35-38) 92%
ATTENDANCE	50838	85799
Games/Avg Per Game	6/8473	9/9533
Neutral Site Games		0/0

Score by Quarters	1st	2nd	3rd	4th	OT	Total
Towson University	82	222	144	130	0	578
Opponents	123	79	51	95	0	348



2013 Towson University Football
Towson University Overall Individual Statistics (Dec. 21, 2013 - 15 Games)
All games



Rushing	gp-gs	att	gain	loss	net	avg	td	lg	avg/g
Terrance West	15-15	391	2468	58	2410	6.2	40	79	160.7
Darius Victor	13-0	93	629	11	618	6.6	7	31	47.5
Connor Frazier	15-1	38	232	20	212	5.6	2	19	14.1
Peter Athens	15-15	62	257	88	169	2.7	2	24	11.3
Sterlin Phifer	5-0	26	138	3	135	5.2	1	33	27.0
Navassa Brown	8-0	14	73	1	72	5.1	0	15	9.0
Vince DePaola	15-0	7	36	0	36	5.1	0	9	2.4
Trea Jones	9-0	12	38	4	34	2.8	1	12	3.8
Ryan Egolf	4-0	1	19	0	19	19.0	0	19	4.8
Derrick Joseph	15-8	4	18	0	18	4.5	0	13	1.2
Emmanuel Holder	15-12	2	17	0	17	8.5	0	14	1.1
Brian Dowling	15-3	4	17	0	17	4.2	1	8	1.1
Brandon Berney	4-0	3	8	0	8	2.7	0	4	2.0
Leon Kinnard	11-8	2	5	0	5	2.5	0	5	0.5
DeAngelo Stephenson	14-0	1	4	0	4	4.0	0	4	0.3
TEAM	12-0	17	0	50	-50	-2.9	0	0	-4.2
Total	15	677	3959	235	3724	5.5	54	79	248.3
Opponents	15	522	2176	360	1816	3.5	16	44	121.1

Passing	gp-gs	effic	comp-att-int	pct	yds	td	lg	avg/g
Peter Athens	15-15	151.56	228-353-12	64.6	3194	19	80	212.9
Connor Frazier	15-1	148.89	9-14-0	64.3	141	0	50	9.4
TEAM	12-0	0.00	0-1-0	0.0	0	0	0	0.0
Leon Kinnard	11-8	268.00	1-1-0	100.0	20	0	20	1.8
Total	15	151.36	238-369-12	64.5	3355	19	80	223.7
Opponents	15	126.17	361-578-16	62.5	3704	27	40	246.9

Receiving	gp-gs	no.	yds	avg	td	lg	avg/g
Leon Kinnard	11-8	43	664	15.4	1	73	60.4
Spencer Wilkins	9-8	40	691	17.3	4	80	76.8
Derrick Joseph	15-8	31	318	10.3	1	50	21.2
Brian Dowling	15-3	29	371	12.8	1	45	24.7
James Oboh	15-12	24	354	14.8	4	49	23.6
Terrance West	15-15	21	219	10.4	1	29	14.6
Emmanuel Holder	15-12	15	160	10.7	3	18	10.7
Andre Dessenberg	14-3	12	256	21.3	1	46	18.3
Arione Scott	14-4	9	115	12.8	0	20	8.2
Darius Victor	13-0	5	71	14.2	1	41	5.5
Connor Frazier	15-1	4	62	15.5	1	35	4.1
Sterlin Phifer	5-0	3	33	11.0	1	23	6.6
Willie Ponder	12-0	1	25	25.0	0	25	2.1
Tanner Vallely	6-0	1	16	16.0	0	16	2.7
Total	15	238	3355	14.1	19	80	223.7
Opponents	15	361	3704	10.3	27	40	246.9

Punt Returns	no.	yds	avg	td	lg
Brian Dowling	14	52	3.7	0	16
Derrick Joseph	3	-25	-8.3	0	2
Ryan Mays	1	1	1.0	0	0
Arione Scott	1	2	2.0	0	0
Andre Dessenberg	0	3	0.0	0	3
Total	19	33	1.7	0	16
Opponents	16	78	4.9	1	46

Interceptions	no.	yds	avg	td	lg
Christian Carpenter	4	74	18.5	1	34
Donnell Lewis	4	38	9.5	1	38
Thomas Bradley	3	98	32.7	1	90
Tye Smith	2	30	15.0	0	18
Monte Gaddis	2	35	17.5	0	35
Jon Desir	1	0	0.0	0	0
Total	16	275	17.2	3	90
Opponents	12	45	3.8	0	25

Kick Returns	no.	yds	avg	td	lg
Derrick Joseph	34	808	23.8	2	95
Brian Dowling	8	93	11.6	0	27
Leon Kinnard	3	57	19.0	0	37
Jordan Love	3	33	11.0	0	10
Fred Overstreet	1	5	5.0	0	5
Eric Handy	1	2	2.0	0	0
Navassa Brown	1	7	7.0	0	7
Emmanuel Holder	1	0	0.0	0	0
TEAM	1	0	0.0	0	0
Thomas Bradley	1	0	0.0	0	0
Total	54	1005	18.6	2	95
Opponents	86	1447	16.8	0	66

Fumble Returns	no.	yds	avg	td	lg
Telvion Clark	1	32	32.0	1	32
Donnell Lewis	1	43	43.0	1	43
Total	2	75	37.5	2	43
Opponents	2	64	32.0	1	49



2013 Towson University Football
 Towson University Overall Individual Statistics (Dec. 21, 2013 - 15 Games)
All games



Scoring	td	fg	PAT				d xp	s af	pts
			kick	rush	rcv	pass			
Terrance West	41	-	-	-	-	1-1	-	-	246
Drew Evangelista	-	5-12	68-72	-	-	-	-	-	83
Darius Victor	8	-	-	-	1	-	-	-	50
Spencer Wilkins	4	-	-	-	1	-	-	-	26
James Oboh	4	-	-	-	1	-	-	-	26
Connor Frazier	3	-	-	1-1	-	-	-	-	20
Derrick Joseph	3	-	-	-	-	-	-	-	18
Emmanuel Holder	3	-	-	-	-	-	-	-	18
Donnell Lewis	2	-	-	-	-	-	-	-	12
Sterlin Phifer	2	-	-	-	-	-	-	-	12
Peter Athens	2	-	-	-	-	2-3	-	-	12
Brian Dowling	2	-	-	-	-	-	-	-	12
D.J. Soven	-	2-3	1-3	-	-	-	-	-	7
Trea Jones	1	-	-	-	-	-	-	-	6
Andre Dessenberg	1	-	-	-	-	-	-	-	6
Thomas Bradley	1	-	-	-	-	-	-	-	6
Christian Carpenter	1	-	-	-	-	-	-	-	6
Leon Kinnard	1	-	-	-	-	-	-	-	6
Telvion Clark	1	-	-	-	-	-	-	-	6
Total	80	7-15	69-75	1-1	3	3-4	-	-	578
Opponents	45	11-16	35-38	1-1	4	4-6	-	-	348

Total Offense	g	plays	rush	pass	total	avg/g
Peter Athens	15	415	169	3194	3363	224.2
Terrance West	15	391	2410	0	2410	160.7
Darius Victor	13	93	618	0	618	47.5
Connor Frazier	15	52	212	141	353	23.5
Sterlin Phifer	5	26	135	0	135	27.0
Navassa Brown	8	14	72	0	72	9.0
Vince DePaola	15	7	36	0	36	2.4
Trea Jones	9	12	34	0	34	3.8
Leon Kinnard	11	3	5	20	25	2.3
Ryan Egolf	4	1	19	0	19	4.8
Derrick Joseph	15	4	18	0	18	1.2
Brian Dowling	15	4	17	0	17	1.1
Emmanuel Holder	15	2	17	0	17	1.1
Brandon Berney	4	3	8	0	8	2.0
DeAngelo Stephenson	14	1	4	0	4	0.3
TEAM	12	18	-50	0	-50	-4.2
Total	15	1046	3724	3355	7079	471.9
Opponents	15	1100	1816	3704	5520	368.0

Field Goals	fg	pct.	01-19	20-29	30-39	40-49	50-99	lg	blk
Drew Evangelista	5-12	41.7	0-0	2-5	2-5	0-1	1-1	50	2
D.J. Soven	2-3	66.7	0-0	0-0	0-0	1-2	1-1	51	0

FG Sequence	Towson University	Opponents
Connecticut	-	(22)
Holy Cross	33	-
Delaware State	36	-
No. Carolina Central	-	38,(33),45
Stony Brook	(33),(51)	-
New Hampshire	(37),(49),(26)	-
Villanova	41,21	(21)
Albany	(50)	(35)
Richmond	-	-
Delaware	33,(25)	(20)
William & Mary	46,25	(43),(30),(31)
James Madison	-	(21),36
Fordham	-	41,47
Eastern Illinois	26	(28)
Eastern Washington	-	(22)

Punting	no.	yds	avg	lg	tb	fc	i20	50+	blk
Jake Ryder	22	850	38.6	54	0	4	7	4	1
Drew Evangelista	17	629	37.0	59	1	1	3	2	1
Connor Frazier	3	113	37.7	42	1	1	0	0	0
TEAM	2	30	15.0	30	0	0	0	0	0
Total	44	1622	36.9	59	2	6	10	6	2
Opponents	67	2528	37.7	76	4	23	19	10	1

Kickoffs	no.	yds	avg	tb	ob	retn	net	ydln
D.J. Soven	100	5535	55.3	12	3			
Total	100	5535	55.3	12	3	16.8	37.9	27
Opponents	65	3616	55.6	11	0	18.6	35.9	29

Numbers in (parentheses) indicate field goal was made.



2013 Towson University Football
Towson University Overall Individual Statistics (Dec. 21, 2013 - 15 Games)
All games



All Purpose	g	rush	rcv	pr	kr	ir	total	avg/g
Terrance West	15	2410	219	0	0	0	2629	175.3
Derrick Joseph	15	18	318	-25	808	0	1119	74.6
Leon Kinnard	11	5	664	0	57	0	726	66.0
Spencer Wilkins	9	0	691	0	0	0	691	76.8
Darius Victor	13	618	71	0	0	0	689	53.0
Brian Dowling	15	17	371	52	93	0	533	35.5
James Oboh	15	0	354	0	0	0	354	23.6
Connor Frazier	15	212	62	0	0	0	274	18.3
Andre Dessenbe	14	0	256	3	0	0	259	18.5
Emmanuel Hold	15	17	160	0	0	0	177	11.8
Peter Athens	15	169	0	0	0	0	169	11.3
Sterlin Phifer	5	135	33	0	0	0	168	33.6
Arione Scott	14	0	115	2	0	0	117	8.4
Thomas Bradley	10	0	0	0	0	98	98	9.8
Navassa Brown	8	72	0	0	7	0	79	9.9
Christian Carpen	13	0	0	0	0	74	74	5.7
Donnell Lewis	15	0	0	0	0	38	38	2.5
Vince DePaola	15	36	0	0	0	0	36	2.4
Monte Gaddis	15	0	0	0	0	35	35	2.3
Trea Jones	9	34	0	0	0	0	34	3.8
Jordan Love	14	0	0	0	33	0	33	2.4
Tye Smith	15	0	0	0	0	30	30	2.0
Willie Ponder	12	0	25	0	0	0	25	2.1
Ryan Egolf	4	19	0	0	0	0	19	4.8
Tanner Vallely	6	0	16	0	0	0	16	2.7
Brandon Berney	4	8	0	0	0	0	8	2.0
Fred Overstreet	14	0	0	0	5	0	5	0.4
DeAngelo Steph	14	4	0	0	0	0	4	0.3
Eric Handy	5	0	0	0	2	0	2	0.4
Ryan Mays	14	0	0	1	0	0	1	0.1
TEAM	12	-50	0	0	0	0	-50	-4.2
Total	15	3724	3355	33	1005	275	8392	559.5
Opponents	15	1816	3704	78	1447	45	7090	472.7



2013 Towson University Football
Towson University Overall Defensive Statistics (Dec. 21, 2013 - 15 Games)
All games



##	Defensive Leaders	gp-gs	Tackles				tfl/yds	Sacks no-yds	Pass defense			Fumbles		blkd	
			ua	a	tot				int-yds	brup	qbh	rcv-yds	ff	kick	saf
13	Telvion Clark	15-15	83	56	139	10.5-44	4.5-31	.	5	.	3-32	5	.	.	
11	Monte Gaddis	15-15	67	50	117	8.0-24	2.5-15	2-35	1	2	1-0	1	.	.	
24	Tye Smith	15-14	73	27	100	4.5-11	1.0-5	2-30	12	1	1-0	2	1	.	
15	Donnell Lewis	15-12	58	33	91	4.5-12	.	4-38	9	.	2-43	4	.	.	
12	Christian Carpenter	13-13	51	40	91	2.5-4	.	4-74	4	.	2-0	.	.	.	
56	Ryan Delaire	14-14	42	24	66	17.5-86	11.5-73	.	3	7	4-0	2	.	.	
7	Jordan Love	14-13	49	15	64	2.0-5	.	.	10	
99	Jon Desir	15-15	16	38	54	3.0-13	1.5-12	1-0	4	2	.	1	.	.	
54	Drew Cheripko	15-14	22	25	47	6.0-22	6.0-17	.	1	3	
39	Fred Overstreet	14-2	24	12	36	2.0-12	1.0-7	
96	Arnold Farmer	15-15	18	17	35	4.5-10	1.5-1	.	.	2	1-0	1	2	.	
40	Alexander DiSanzo	4-3	19	12	31	1.5-6	1-0	.	.	.	
23	Walter Dunston	13-10	11	15	26	.	.	.	1	
3	Thomas Bradley	10-5	12	8	20	1.0-3	1.0-3	3-98	1	
94	Tungie Coker	14-1	8	12	20	1.5-4	0.5-1	
93	Max Tejada	14-0	11	8	19	6.5-24	3.5-18	
14	Ryan Mays	14-1	14	4	18	.	.	.	2	
20	DeAngelo Stephenson	14-0	12	6	18	.	.	.	1	.	.	1	.	.	
82	Syd Holt	11-0	5	7	12	1.0-8	1.0-8	.	.	2	1-0	1	.	.	
52	Malik Jackson	8-0	6	5	11	.	.	.	1	
22	Bryton Barr	2-2	4	6	10	1.5-4	0.5-2	
55	Brendon Gannon	11-0	5	5	10	2.0-18	2.0-18	.	.	1	
50	Greg Grant	7-1	4	6	10	1.0-1	1.0-1	
33	Vince DePaola	15-0	6	1	7	
59	Malik Johnson	4-0	4	3	7	1.0-5	1.0-5	
19	Jul. Killikelly-Lee	11-0	5	2	7	
48	Dreon Johnson	15-0	2	5	7	
90	D.J. Soven	15-0	5	1	6	
58	Eric Handy	5-0	3	3	6	.	.	.	1	
31	Jalil Gordon	14-0	3	2	5	.	.	.	1	
49	Emmanuel Holder	15-12	2	1	3	
34	Brandon Berney	4-0	1	1	2	
10	Spencer Wilkins	9-8	2	.	2	
79	Jake Schunke	10-3	1	.	1	
25	Navassa Brown	8-0	1	.	1	
70	Anthony Davis	13-13	1	.	1	1	.	.	
28	Terrance West	15-15	1	.	1	
80	Willie Ponder	12-0	.	1	1	
71	Eric Pike	15-15	1	.	1	
35	Tevin McCleave	3-0	1	.	1	
21	Sterlin Phifer	5-0	.	1	1	
89	Tanner Vallely	6-0	1-0	.	.	.	
6	Arione Scott	14-4	1	.	
18	Andre Dessenberg	14-3	1-0	.	.	.	
Total		15	653	452	1105	82-316	41-217	16-275	57	20	18-75	19	4	.	
Opponents		15	542	642	1184	56-170	12-72	12-45	45	13	19-64	17	6	.	



2013 Towson University Football
Towson University Game Results (Dec. 21, 2013 - 15 Games)
All games



Date	Opponent		Score	Overall	Conference	Time	Attend
Aug 29, 2013	at Connecticut	W	33-18	1-0	0-0	3:05	30689
Sep 07, 2013	at Holy Cross	W	49-7	2-0	0-0	2:39	6281
Sep 14, 2013	DELAWARE STATE	W	49-7	3-0	0-0	2:58	10302
Sep 21, 2013	at No. Carolina Central	W	35-17	4-0	0-0	2:50	4037
* Sep 28, 2013	at #23 Stony Brook	W	35-21	5-0	1-0	2:50	7859
* Oct 05, 2013	#19 NEW HAMPSHIRE	W	44-28	6-0	2-0	3:22	9511
* Oct 12, 2013	#15 VILLANOVA	L	35-45	6-1	2-1	3:16	10234
* Oct 19, 2013	at Albany	W	44-17	7-1	3-1	3:03	8500
* Oct 26, 2013	at Richmond	W	48-32	8-1	4-1	3:11	8700
* Nov 02, 2013	#21 DELAWARE	L	31-32	8-2	4-2	3:07	8741
* Nov 16, 2013	at #16 William & Mary	W	15-9	9-2	5-2	2:41	9674
* Nov 23, 2013	JAMES MADISON	W	28-17	10-2	6-2	3:11	7379
% Dec 07, 2013	#9 FORDHAM	W	48-28	11-2	6-2	3:09	4671
% Dec 13, 2013	at #2 Eastern Illinois	W	49-39	12-2	6-2	3:32	3850
% Dec 21, 2013	at #3 Eastern Washington	W	35-31	13-2	6-2	3:15	6209

* CAA Games

% NCAA FCS playoffs



2013 Towson University Football
Towson University Team Game-by-Game (Dec. 21, 2013 - 15 Games)
All games



TEAM STATISTICS

Date	Opponent	Rushing				Receiving				Passing				Kick Returns				Punt Returns				tot off
		no.	yds	td	lg	no.	yds	td	lg	cmp-att-int	yds	td	lg	no.	yds	td	lg	no.	yds	td	lg	
Aug 29	at Connecticut	50	201	4	24	13	192	1	45	13-20-1	192	1	45	3	64	0	30	0	0	0	0	393
Sep 07	at Holy Cross	49	286	4	44	18	239	2	40	18-24-0	239	2	40	1	30	0	30	2	-1	0	1	525
Sep 14	DELAWARE STATE	49	199	5	21	16	209	1	40	16-25-0	209	1	40	2	102	1	95	3	21	0	16	408
Sep 21	at No. Carolina Central	44	192	4	22	20	252	1	44	20-33-1	252	1	44	2	61	0	37	2	8	0	7	444
Sep 28	at Stony Brook	37	190	2	36	10	104	1	18	10-21-2	104	1	18	4	69	0	21	1	12	0	12	294
Oct 05	NEW HAMPSHIRE	48	352	3	60	24	379	2	73	24-35-0	379	2	73	4	56	0	18	3	3	0	0	731
Oct 12	VILLANOVA	20	91	2	15	25	375	2	80	25-42-3	375	2	80	6	187	1	90	1	5	0	3	466
Oct 19	at Albany	44	279	4	59	22	294	1	51	22-33-2	294	1	51	2	32	0	18	0	0	0	0	573
Oct 26	at Richmond	45	341	4	79	16	228	1	38	16-21-1	228	1	38	4	72	0	23	1	-25	0	0	569
Nov 02	DELAWARE	50	332	3	33	9	160	1	60	9-19-0	160	1	60	6	36	0	19	2	7	0	5	492
Nov 16	at William & Mary	53	248	2	19	9	94	0	19	9-18-1	94	0	19	4	69	0	29	0	0	0	0	342
Nov 23	JAMES MADISON	35	111	3	16	21	171	1	35	21-30-1	171	1	35	2	35	0	21	1	2	0	2	282
Dec 07	FORDHAM	39	189	4	30	13	301	3	46	13-15-0	301	3	46	4	63	0	27	2	-4	0	0	490
Dec 13	at Eastern Illinois	59	472	7	63	8	115	0	30	8-14-0	115	0	30	6	66	0	14	0	0	0	0	587
Dec 21	at Eastern Washington	55	241	3	21	14	242	2	50	14-19-0	242	2	50	4	63	0	29	1	5	0	5	483
Opponents		677	3724	54	79	238	3355	19	80	238-369-12	3355	19	80	54	1005	2	95	19	33	0	16	7079
		522	1816	16	44	361	3704	27	40	361-578-16	3704	27	40	86	1447	0	66	16	78	1	46	5520

Games played: 15
 Avg per rush: 5.5
 Avg per catch: 14.1
 Pass efficiency: 151.36
 Kick ret avg: 18.6
 Punt ret avg: 1.7
 All purpose avg/game: 559.5
 Total offense avg/gm: 471.9

Date	Opponent	Tackles				Sacks no-yds	Fumble		Pass Defense			Blkd kick	PAT Attempts				pts		
		ua	a	total	tfl-yds		ff	fr-yds	int-yds	qbh	brup		kick	rush	rcv	saf			
Aug 29	at Connecticut	28	32	60	7.0-29	5.0-23	0	1-0	1-0	0	2	0	3-5	0	0	0	0	0	33
Sep 07	at Holy Cross	42	12	54	2.0-4	1.0-2	0	0-0	2-90	0	1	0	7-7	0	0	0	0	49	
Sep 14	DELAWARE STATE	37	28	65	7.0-25	5.0-16	2	2-0	2-62	0	9	0	7-7	0	0	0	0	49	
Sep 21	at No. Carolina Central	33	24	57	8.0-45	6.0-41	1	0-0	1-8	4	7	1	5-5	0	0	0	0	35	
Sep 28	at Stony Brook	45	28	73	10.0-32	4.0-19	1	2-43	0-0	0	0	0	3-3	0	1	0	0	35	
Oct 05	NEW HAMPSHIRE	41	32	73	1.0-9	1.0-9	3	2-0	2-13	1	6	0	5-5	0	0	0	0	44	
Oct 12	VILLANOVA	51	50	101	3.0-13	2.0-11	1	1-0	0-0	0	0	1	1-2	0	2	0	0	35	
Oct 19	at Albany	39	42	81	9.0-25	1.0-8	2	0-0	1-38	0	4	0	5-6	0	0	0	0	44	
Oct 26	at Richmond	48	38	86	6.0-23	4.0-18	2	2-32	2-34	2	4	2	6-7	0	0	0	0	48	
Nov 02	DELAWARE	48	26	74	7.0-25	2.0-17	1	1-0	1-12	2	3	0	4-4	0	0	0	0	31	
Nov 16	at William & Mary	35	30	65	4.0-20	2.0-16	1	1-0	1-0	0	7	0	1-1	1	0	0	0	15	
Nov 23	JAMES MADISON	48	32	80	8.0-25	2.0-3	1	1-0	2-18	5	6	0	4-4	0	0	0	0	28	
Dec 07	FORDHAM	48	26	74	6.0-23	3.0-17	1	2-0	0-0	1	4	0	6-7	0	0	0	0	48	
Dec 13	at Eastern Illinois	78	14	92	3.0-17	3.0-17	2	2-0	0-0	5	3	0	7-7	0	0	0	0	49	
Dec 21	at Eastern Washington	32	38	70	1.0-1	0.0-0	1	1-0	1-0	0	1	0	5-5	0	0	0	0	35	
Opponents		653	452	1105	82.0-316	40.0-217	19	18-75	16-275	20	57	4	69-75	1	3	0	0	578	
		542	642	1184	56.0-170	12.0-72	17	19-64	12-45	13	45	6	35-38	1	4	0	0	348	

Date	Opponent	Punting										Field Goals			Kickoffs				
		no.	yds	avg	long	blkd	tb	fc	50+	i20	md-att	long	blkd	no.	yds	avg	tb	ob	
Aug 29	at Connecticut	6	195	32.5	41	0	0	1	0	1	0-0	0	0	6	348	58.0	0	0	
Sep 07	at Holy Cross	1	23	23.0	23	0	0	0	0	0	0-1	0	0	8	410	51.2	0	1	
Sep 14	DELAWARE STATE	3	131	43.7	48	0	0	0	0	1	0-1	0	0	8	451	56.4	0	1	
Sep 21	at No. Carolina Central	3	111	37.0	43	0	0	2	0	0	0-0	0	0	6	342	57.0	1	0	
Sep 28	at Stony Brook	2	64	32.0	34	0	0	0	0	0	2-2	51	0	7	402	57.4	0	0	
Oct 05	NEW HAMPSHIRE	4	178	44.5	53	0	1	0	2	2	3-3	49	0	8	489	61.1	1	1	
Oct 12	VILLANOVA	1	29	29.0	29	0	0	0	0	0	0-2	0	1	5	245	49.0	1	0	
Oct 19	at Albany	2	84	42.0	43	0	0	1	0	1	1-1	50	0	8	425	53.1	0	0	
Oct 26	at Richmond	2	77	38.5	50	0	0	0	1	0	0-0	0	0	8	476	59.5	3	0	
Nov 02	DELAWARE	3	119	39.7	44	0	0	0	0	1	1-2	25	0	6	349	58.2	1	0	
Nov 16	at William & Mary	3	110	36.7	44	1	0	1	0	0	0-2	0	0	3	179	59.7	1	0	
Nov 23	JAMES MADISON	7	243	34.7	54	0	0	0	1	1	0-0	0	0	5	293	58.6	3	0	
Dec 07	FORDHAM	1	44	44.0	44	0	0	0	0	1	0-0	0	0	8	436	54.5	1	0	
Dec 13	at Eastern Illinois	2	87	43.5	59	0	1	0	1	0	0-1	0	1	8	370	46.2	0	0	
Dec 21	at Eastern Washington	4	127	31.8	51	1	0	1	1	2	0-0	0	0	6	320	53.3	0	0	
Opponents		44	1622	36.9	59	2	2	6	6	10	7-15	51	2	100	5535	55.3	12	3	
		47	2538	37.7	74	1	4	22	10	10	11-16	42	1	45	2614	55.4	11	0	



2013 Towson University Football
Towson University Opponent Game-by-Game (Dec. 21, 2013 - 15 Games)
All games



OPPONENT STATISTICS

Date	Opponent	Rushing				Receiving				Passing				Kick Returns				Punt Returns				tot off
		no.	yds	td	lg	no.	yds	td	lg	cmp-att-int	yds	td	lg	no.	yds	td	lg	no.	yds	td	lg	
Aug 29	at Connecticut	27	81	0	22	16	206	2	31	16-28-1	206	2	31	6	110	0	26	2	2	0	4	287
Sep 07	at Holy Cross	29	114	0	11	15	149	1	31	15-32-2	149	1	31	7	123	0	39	0	0	0	0	263
Sep 14	DELAWARE STATE	21	15	0	12	26	239	1	26	26-53-2	239	1	26	7	117	0	25	0	0	0	0	254
Sep 21	at No. Carolina Central	24	2	0	11	25	292	2	40	25-46-1	292	2	40	5	103	0	33	0	0	0	0	294
Sep 28	at Stony Brook	43	142	2	14	12	118	1	16	12-16-0	118	1	16	7	109	0	20	1	1	0	1	260
Oct 05	NEW HAMPSHIRE	31	169	2	44	25	276	2	36	25-39-2	276	2	36	6	92	0	22	2	-2	0	0	445
Oct 12	VILLANOVA	65	269	4	17	17	182	2	36	17-18-0	182	2	36	5	55	0	26	0	0	0	0	451
Oct 19	at Albany	36	126	1	30	19	141	1	28	19-39-1	141	1	28	8	133	0	39	0	0	0	0	267
Oct 26	at Richmond	32	130	1	13	36	325	3	37	36-49-2	325	3	37	5	89	0	45	1	7	0	7	455
Nov 02	DELAWARE	29	90	1	19	34	330	3	35	34-47-1	330	3	35	5	148	0	66	2	-6	0	3	420
Nov 16	at William & Mary	33	108	0	17	13	167	0	23	13-27-1	167	0	23	2	41	0	24	1	3	0	3	275
Nov 23	JAMES MADISON	44	162	0	22	20	170	1	29	20-39-2	170	1	29	2	28	0	21	5	65	1	46	332
Dec 07	FORDHAM	30	32	0	10	37	394	4	37	37-51-0	394	4	37	7	146	0	41	0	0	0	0	426
Dec 13	at Eastern Illinois	48	190	3	16	38	321	2	39	38-51-0	321	2	39	8	87	0	21	1	-1	0	0	511
Dec 21	at Eastern Washington	30	186	2	20	28	394	2	39	28-43-1	394	2	39	6	66	0	18	1	9	0	0	580
Towson University		522	1816	16	44	361	3704	27	40	361-578-16	3704	27	40	86	1447	0	66	16	78	1	46	5520
Towson University		677	3724	54	79	238	3355	19	80	238-369-12	3355	19	80	54	1005	2	95	19	33	0	16	7079

Games played: 15
 Avg per rush: 3.5
 Avg per catch: 10.3
 Pass efficiency: 126.17
 Kick ret avg: 16.8
 Punt ret avg: 4.9
 All purpose avg/game: 472.7
 Total offense avg/gm: 368.0

Date	Opponent	Tackles				Sacks no-yds	Fumble		Pass Defense			Blkd kick	PAT Attempts				saf	pts
		ua	a	total	tfl-yds		ff	fr-yds	int-yds	qbh	brup		kick	rush	rcv			
Aug 29	at Connecticut	25	70	95	4.0-8	0.0-0	0	0-0	1-0	0	2	0	1-1	0	1	0	0	18
Sep 07	at Holy Cross	43	28	71	2.0-2	0.0-0	0	0-0	0-0	0	2	0	1-1	0	0	0	7	
Sep 14	DELAWARE STATE	37	52	89	3.0-4	0.0-0	1	1-0	0-0	0	2	0	1-1	0	0	0	7	
Sep 21	at No. Carolina Central	35	48	83	5.0-33	3.0-21	2	2-15	1-0	0	7	0	2-2	0	0	0	17	
Sep 28	at Stony Brook	31	32	63	4.0-9	0.0-0	1	0-0	2-12	0	2	0	3-3	0	0	0	21	
Oct 05	NEW HAMPSHIRE	47	52	99	4.0-8	0.0-0	1	3-0	0-0	1	5	0	2-2	1	0	0	28	
Oct 12	VILLANOVA	27	34	61	1.0-3	0.0-0	2	2-0	3-21	1	6	2	6-6	0	0	0	45	
Oct 19	at Albany	38	50	88	7.0-23	1.0-10	2	2-49	2-0	0	2	0	2-2	0	0	0	17	
Oct 26	at Richmond	26	62	88	4.0-11	1.0-7	2	2-0	1-0	1	3	0	0-3	0	1	0	32	
Nov 02	DELAWARE	44	24	68	5.0-15	1.0-9	0	1-0	0-0	3	3	0	3-3	0	1	0	32	
Nov 16	at William & Mary	36	50	86	4.0-12	2.0-9	0	0-0	1-12	2	4	1	0-0	0	0	0	9	
Nov 23	JAMES MADISON	32	38	70	5.0-11	1.0-0	1	1-0	1-0	1	2	0	2-2	0	0	0	17	
Dec 07	FORDHAM	37	20	57	2.0-8	1.0-0	1	2-0	0-0	0	1	1	4-4	0	0	0	28	
Dec 13	at Eastern Illinois	53	14	67	3.0-3	0.0-0	3	2-0	0-0	2	2	1	4-4	0	1	0	39	
Dec 21	at Eastern Washington	31	68	99	3.0-20	2.0-16	1	1-0	0-0	0	2	1	4-4	0	0	0	31	
Towson University		542	642	1184	56.0-170	12.0-72	17	19-64	12-45	13	45	6	35-38	1	4	0	348	
Towson University		653	452	1105	82.0-316	40.0-217	19	18-75	16-275	20	57	4	69-75	1	3	0	578	

Date	Opponent	Punting										Field Goals			Kickoffs				
		no.	yds	avg	long	blkd	tb	fc	50+	i20	md-att	long	blkd	no.	yds	avg	tb	ob	
Aug 29	at Connecticut	6	237	39.5	54	0	0	5	1	1	1-1	22	0	4	246	61.5	1	0	
Sep 07	at Holy Cross	6	226	37.7	54	0	0	3	1	1	0-0	0	0	2	130	65.0	1	0	
Sep 14	DELAWARE STATE	6	193	32.2	40	0	0	0	0	1	0-0	0	0	2	104	52.0	0	0	
Sep 21	at No. Carolina Central	5	193	38.6	55	0	1	1	1	2	1-3	33	1	4	229	57.2	2	0	
Sep 28	at Stony Brook	5	207	41.4	54	0	0	2	1	1	0-0	0	0	4	253	63.2	0	0	
Oct 05	NEW HAMPSHIRE	7	257	36.7	44	0	0	2	0	2	0-0	0	0	4	252	63.0	0	0	
Oct 12	VILLANOVA	3	71	23.7	36	1	0	0	0	1	1-1	21	0	7	393	56.1	1	0	
Oct 19	at Albany	7	258	36.9	76	0	1	3	1	3	1-1	35	0	4	228	57.0	1	0	
Oct 26	at Richmond	4	197	49.2	63	0	1	0	2	2	0-0	0	0	5	275	55.0	1	0	
Nov 02	DELAWARE	4	179	44.8	55	0	1	0	2	2	1-1	20	0	5	283	56.6	0	0	
Nov 16	at William & Mary	1	41	41.0	41	0	0	1	0	0	3-3	43	0	4	226	56.5	0	0	
Nov 23	JAMES MADISON	5	175	35.0	42	0	0	1	0	1	1-2	21	0	4	235	58.8	2	0	
Dec 07	FORDHAM	2	82	41.0	45	0	0	0	0	0	0-2	0	0	4	173	43.2	0	0	
Dec 13	at Eastern Illinois	4	127	31.8	37	0	0	4	0	0	1-1	28	0	6	263	43.8	0	0	
Dec 21	at Eastern Washington	2	85	42.5	53	0	0	1	1	2	1-1	22	0	6	326	54.3	2	0	
Towson University		67	2528	37.7	76	1	4	23	10	19	11-16	43	1	65	3616	55.6	11	0	
Towson University		44	1422	32.0	50	2	2	6	6	10	7-15	51	2	100	5525	55.2	12	2	



2013 Towson University Football
 Towson University Games Played (Dec. 21, 2013 - 15 Games)
 All games



##	PLAYER	GP-GS	UCONN	HC	DSU	NCCU	SBU	UNH	VU	ALBANY	RICHMO	DELAWA	W&M	JMU
84	James Oboh	15/12	START	START	START	START	START	START	START	START	XXX	START	START	XXX
39	Fred Overstreet	14/2	XXX	XXX	XXX	XXX	XXX	...	XXX	XXX	XXX	XXX	START	STAR
21	Sterlin Phifer	5/-	XXX	XXX	XXX	XXX	XXX
71	Eric Pike	15/15	START	START	START	START	START	START	START	START	START	START	START	STAR
75	Derek Pittman	5/-	...	XXX	XXX	XXX	...	XXX	XXX
80	Willie Ponder	12/-	...	XXX	XXX	XXX	XXX	XXX	XXX	XXX	XXX	XXX	XXX	XXX
91	Jake Ryder	13/-	XXX	XXX	XXX	XXX	XXX	XXX	XXX	XXX	XXX	...	XXX	XX
74	Fred Santarelli	5/-	...	XXX	XXX	XXX	...	XXX	XXX
79	Jake Schunke	10/3	XXX	XXX	XXX	START	XXX	START	XX
44	Eric Schuster	1/-	...	XXX
6	Arione Scott	14/4	...	XXX	XXX	XXX	XXX	XXX	XXX	XXX	XXX	XXX	START	STAR
60	Doug Shaw	15/15	START	START	START	START	START	START	START	START	START	START	START	STAR
24	Tye Smith	15/14	START	START	START	START	START	START	START	START	START	START	START	STAR
90	D.J. Soven	15/-	XXX	XXX	XXX	XXX	XXX	XXX	XXX	XXX	XXX	XXX	XXX	XX
20	D. Stephenson	14/-	...	XXX	XXX	XXX	XXX	XXX	XXX	XXX	XXX	XXX	XXX	XX
65	Brady Stup	2/-	...	XXX	XXX
69	Shayne Sullivan	9/-	XXX	XXX	XXX	XXX	...	XXX	XXX	XXX	XXX	XX
93	Max Tejada	14/-	XXX	XXX	XXX	XXX	XXX	XXX	XXX	XXX	XXX	XXX	XXX	...
89	Tanner Valley	6/-	XXX	XXX	XXX	XXX	XXX	XXX
27	Darius Victor	13/-	XXX	XXX	XXX	XXX	XXX	XXX	XXX	XXX	XXX	XX
28	Terrance West	15/15	START	START	START	START	START	START	START	START	START	START	START	STAR
10	Spencer Wilkins	9/8	START	XXX	START	START	START	START	START	START	START	START



2013 Towson University Football
 Towson University Total Tackles Game-by-Game (Dec. 21, 2013 - 15 Games)
 All games



Total Tackles	UA-A	Total	UCONN	HC	DSU	NCCU	SBU	UNH	VU	ALBANY	RICHMO	DELAWA	W&M
Telvison Clark LB	83-56	139	7-6	4-3	3-2	3-2	13-1	6-5	4-5	5-3	8-8	2-3	3-3
Monte Gaddis LB	67-50	117	2-3	3-2	1-2	4-2	2-3	6-3	7-4	3-5	1-5	5-5	5-4
Tye Smith CB	73-27	100	3-1	3-1	2-0	7-1	5-5	6-1	4-3	8-3	7-3	9-1	1-3
Donnell Lewis DB	58-33	91	2-2	3-1	3-3	1-2	4-3	2-1	7-2	5-2	5-0	3-2	7-3
Chr. Carpenter DB	51-40	91	DNP	DNP	0-1	3-3	3-4	3-4	8-5	4-5	1-2	5-0	3-5
Ryan Delaire DE	42-24	66	2-1	2-0	1-2	3-1	3-2	2-1	3-6	DNP	2-1	2-0	4-4
Jordan Love CB	49-15	64	DNP	1-0	3-0	1-0	3-2	3-2	3-2	0-1	2-2	9-0	4-0
Jon Desir DT	16-38	54	1-3	2-0	0-1	1-3	1-3	1-2	0-5	0-4	0-1	1-5	1-3
Drew Cheripko DE	22-25	47	4-2	1-0	-	1-2	3-0	0-2	3-2	0-3	1-3	1-4	2-2
Fred Overstreet LB	24-12	36	-	0-1	1-2	-	-	DNP	1-2	1-0	2-0	7-2	4-1
Arnold Farmer DT	18-17	35	1-1	2-0	3-2	0-1	2-3	1-1	2-4	1-2	2-0	1-0	-
Alex. DiSanzo	19-12	31	DNP	DNP	DNP	DNP	DNP	DNP	DNP	DNP	DNP	DNP	DNP
Walter Dunston LB	11-15	26	1-0	2-3	0-2	1-2	1-1	3-2	2-1	0-3	1-1	-	-
Thomas Bradley DB	12-8	20	1-2	2-0	2-1	4-3	DNP	1-1	DNP	-	2-1	-	-
Tungie Coker DE	8-12	20	-	-	1-1	0-1	2-1	2-1	0-4	0-2	1-1	1-0	DNP
Max Tejada DT	11-8	19	1-0	3-0	2-0	0-1	1-0	0-2	1-0	2-2	0-1	0-2	-
D. Stephenson DB	12-6	18	DNP	1-0	5-2	1-0	-	1-0	-	1-1	1-2	-	-
Ryan Mays DB	14-4	18	-	2-0	0-1	-	-	1-0	-	-	10-2	-	DNP
Syd Holt DE	5-7	12	0-2	-	DNP	DNP	DNP	1-0	DNP	2-0	-	-	0-1
Malik Jackson LB	6-5	11	DNP	DNP	DNP	DNP	1-0	0-1	-	4-2	0-1	1-0	-
Greg Grant DE	4-6	10	0-1	1-0	3-0	-	DNP	DNP	0-3	0-2	-	DNP	DNP
Bryton Barr LB	4-6	10	2-6	2-0	DNP	DNP	DNP	DNP	DNP	DNP	DNP	DNP	DNP
Brendon Gannon DT	5-5	10	DNP	DNP	0-2	-	DNP	-	3-2	1-0	-	1-0	-
Killikelly-Lee DB	5-2	7	DNP	DNP	1-0	-	-	0-1	-	-	-	-	DNP
Malik Johnson DT	4-3	7	DNP	3-0	1-2	DNP	DNP	DNP	DNP	DNP	0-1	-	DNP
Dreon Johnson	2-5	7	-	-	-	-	-	1-2	-	0-1	0-1	0-1	-
Vince DePaola LB	6-1	7	-	1-0	2-0	-	-	1-0	-	-	-	-	-
D.J. Soven	5-1	6	-	1-0	1-0	1-0	-	-	-	1-0	1-0	0-1	-
Eric Handy	3-3	6	DNP	1-1	2-1	-	DNP	DNP	DNP	DNP	DNP	DNP	0-1
Jalil Gordon DB	3-2	5	-	2-0	0-1	1-0	-	-	-	0-1	-	-	-
Emmanuel Holder	2-1	3	1-1	-	-	-	-	-	1-0	-	-	-	-
Spencer Wilkins	2-0	2	-	-	-	1-0	-	-	1-0	-	-	DNP	DNP
Brandon Berney	1-1	2	DNP	-	-	DNP	DNP	-	DNP	DNP	1-1	DNP	DNP
Navassa Brown	1-0	1	DNP	DNP	-	DNP	DNP	-	DNP	1-0	-	-	DNP
Terrance West	1-0	1	-	-	-	-	1-0	-	-	-	-	-	-
Sterlin Phifer	0-1	1	0-1	-	-	DNP	DNP	DNP	DNP	DNP	-	-	DNP
Tevin McCleave LB	1-0	1	DNP	DNP	DNP	DNP	DNP	DNP	DNP	DNP	DNP	DNP	DNP
Willie Ponder	0-1	1	DNP	-	-	-	-	-	-	-	0-1	-	-
Jake Schunke	1-0	1	DNP	DNP	-	DNP	DNP	DNP	-	-	-	-	-
Eric Pike	1-0	1	-	-	-	-	-	-	1-0	-	-	-	-
Anthony Davis	1-0	1	-	-	-	-	-	DNP	DNP	-	-	-	1-0



2013 Towson University Football
 Towson University Passing Game-by-Game (Dec. 21, 2013 - 15 Games)
 All games



#7A Peter Athens	Comp	Att	Int	Pct	Yards	TD	Long	Sacked	Effic
Connecticut	13	20	1	65.0	192	1	45	0-0	152.14
Holy Cross	17	23	0	73.9	232	2	40	0-0	187.34
Delaware State	16	24	0	66.7	209	1	40	0-0	153.57
No. Carolina Central	20	33	1	60.6	252	1	44	3-21	128.69
Stony Brook	10	21	2	47.6	104	1	18	0-0	85.89
New Hampshire	22	33	0	66.7	343	2	73	0-0	173.98
Villanova	24	41	3	58.5	355	2	80	0-0	132.73
Albany	22	33	2	66.7	294	1	51	1-10	139.38
Richmond	16	21	1	76.2	228	1	38	1-7	173.58
Delaware	9	19	0	47.4	160	1	60	1-9	135.47
William & Mary	9	18	1	50.0	94	0	19	2-9	82.76
James Madison	21	30	1	70.0	171	1	35	1-0	122.21
Fordham	13	15	0	86.7	301	3	46	1-0	321.23
Eastern Illinois	8	13	0	61.5	115	0	30	0-0	135.85
Eastern Washington	8	9	0	88.9	144	2	38	0-0	296.62
TOTALS	228	353	12	64.6	3194	19	80	10-56	151.56

#4 Connor Frazier	Comp	Att	Int	Pct	Yards	TD	Long	Sacked	Effic
Holy Cross	1	1	0	100.0	7	0	7	0-0	158.80
Delaware State	0	1	0	0.0	0	0	0	0-0	0.00
New Hampshire	2	2	0	100.0	36	0	25	0-0	251.20
Eastern Washington	6	10	0	60.0	98	0	50	2-16	142.32
TOTALS	9	14	0	64.3	141	0	50	2-16	148.89

#9 Leon Kinnard	Comp	Att	Int	Pct	Yards	TD	Long	Sacked	Effic
Villanova	1	1	0	100.0	20	0	20	0-0	268.00
TOTALS	1	1	0	100.0	20	0	20	0-0	268.00

#TM TEAM	Comp	Att	Int	Pct	Yards	TD	Long	Sacked	Effic
Eastern Illinois	0	1	0	0.0	0	0	0	0-0	0.00
TOTALS	0	1	0	0.0	0	0	0	0-0	0.00



2013 Towson University Football
Towson University Rushing/Receiving Game-by-Game (Dec. 21, 2013 - 15 Games)
All games



RUSHING	No-Yds/TD	UCONN	HC	DSU	NCCU	SBU	UNH	VU	ALBANY	RICHMO	DELAWA	W&M	JMU
Terrance West RB	391-2410/40	36-156/2	17-121/2	16-82/5	31-139/2	26-150/1	28-238/3	15-61/2	22-183/2	29-272/4	29-206/2	30-157/2	22-100/0
Darius Victor RB	93-618/7	-	DNP	DNP	6-53/2	5-45/1	10-57/0	-	10-62/1	9-66/0	15-78/1	9-50/0	1--1/0
Connor Frazier QB	38-212/2	1-3/0	4-29/0	4-7/0	-	-	1-3/0	1-5/0	2-18/0	1--1/0	-	1-10/0	-
Peter Athens QB	62-169/2	3-7/1	4-30/1	1-0/0	6--5/0	6--5/0	5-35/0	3-21/0	2--8/0	4-6/0	3-6/0	10-39/0	7-26/0
Sterlin Phifer RB	26-135/1	8-39/1	9-40/0	6-14/0	DNP	DNP	DNP	DNP	DNP	-	3-42/0	DNP	DNP
Navassa Brown RB	14-72/0	DNP	DNP	12-59/0	DNP	DNP	1-7/0	DNP	1-6/0	-	-	DNP	-
Vince DePaola	7-36/0	-	7-36/0	-	-	-	-	-	-	-	-	-	-
Trea Jones RB	12-34/1	DNP	DNP	4-12/0	DNP	DNP	2--2/0	-	6-24/1	-	DNP	-	DNP
Ryan Egolf QB	1-19/0	DNP	-	1-19/0	DNP	DNP	-	DNP	-	DNP	DNP	DNP	DNP
Derrick Joseph WR	4-18/0	-	2-13/0	-	-	-	-	1-4/0	-	-	-	-	1-1/0
Emmanuel Holder FB	2-17/0	-	1-3/0	-	-	-	1-14/0	-	-	-	-	-	-
Brian Dowling RB	4-17/1	-	3-14/1	1-3/0	-	-	-	-	-	-	-	-	-
Brandon Berney RB	3-8/0	DNP	1-1/0	2-7/0	DNP	DNP	-	DNP	DNP	-	DNP	DNP	DNP
Leon Kinnard WR	2-5/0	-	-	-	1-5/0	-	-	-	-	1-0/0	-	-	DNP
D. Stephenson	1-4/0	DNP	-	-	-	-	-	-	-	-	-	-	1-4/0
TEAM	17--50/0	2--4/0	1--1/0	2--4/0	-	DNP	DNP	DNP	1--6/0	1--2/0	-	3--8/0	3--19/0

RECEIVING	No-Yds/TD	UCONN	HC	DSU	NCCU	SBU	UNH	VU	ALBANY	RICHMO	DELAWA	W&M	JMU
Spencer Wilkins WR	40-691/4	5-55/0	3-103/0	3-32/0	3-6/0	5-59/1	7-153/1	5-125/1	6-129/1	3-29/0	DNP	DNP	DNP
Leon Kinnard WR	43-664/1	4-61/0	4-59/1	4-70/0	7-102/0	1-7/0	6-102/0	5-41/0	5-36/0	4-81/0	3-105/0	-	DNP
Brian Dowling RB	29-371/1	1-45/0	3-15/0	1-9/0	2-32/0	-	2-2/0	3-38/0	1-7/0	2-46/0	3-11/0	2-27/0	3-19/0
James Oboh TE	24-354/4	-	1-16/1	2-48/0	2-10/1	1-9/0	1-9/0	2-22/1	3-65/0	1-14/0	-	4-45/0	1-12/0
Derrick Joseph WR	31-318/1	1-6/0	4-29/0	3-24/1	2-14/0	-	4-47/0	2-28/0	-	1-11/0	1-19/0	-	8-29/0
A. Dessenberg WR	12-256/1	DNP	-	-	2-61/0	2-23/0	-	-	1-3/0	-	-	-	-
Terrance West RB	21-219/1	1-2/0	-	1-5/0	-	1-6/0	-	6-101/0	4-27/0	2-14/1	-	-	3-30/0
Emmanuel Holder FB	15-160/3	-	-	2-21/0	-	-	1-18/1	-	2-27/0	2-20/0	1-5/1	1-9/0	2-23/0
Arione Scott WR	9-115/0	DNP	1-7/0	-	1-11/0	-	1-11/0	-	-	1-13/0	1-20/0	1-13/0	1-9/0
Darius Victor RB	5-71/1	-	DNP	DNP	-	-	1-12/0	-	-	-	-	1-0/0	1-7/0
Connor Frazier QB	4-62/1	-	-	-	-	-	-	2-20/0	-	-	-	-	2-42/1
Sterlin Phifer RB	3-33/1	1-23/1	2-10/0	-	DNP	DNP	DNP	DNP	DNP	-	-	DNP	DNP
Willie Ponder WR	1-25/0	DNP	-	-	-	-	1-25/0	-	-	-	-	-	-
Tanner Valley TE	1-16/0	-	-	-	1-16/0	-	-	DNP	DNP	DNP	DNP	DNP	DNP



2013 Towson University Football
 Towson University Return Stats Game-by-Game (Dec. 21, 2013 - 15 Games)
 All games



PUNT RETURNS	No-Yds	UCONN	HC	DSU	NCCU	SBU	UNH	VU	ALBANY	RICHMO	DELAWA	W&M	JMU
Brian Dowling	14-52	-	1-1	3-21	1-7	1-12	3-3	-	-	-	1-5	-	1-2
Arione Scott	1-2	DNP	-	-	-	-	-	1-2	-	-	-	-	-
Ryan Mays	1-1	-	-	-	1-1	-	-	-	-	-	-	DNP	-
Derrick Joseph	3--25	-	1--2	-	-	-	-	-	-	1--25	1-2	-	-

KICK RETURNS	No-Yds	UCONN	HC	DSU	NCCU	SBU	UNH	VU	ALBANY	RICHMO	DELAWA	W&M	JMU
Derrick Joseph	34-808	3-64	1-30	1-95	1-24	4-69	4-56	5-187	2-32	2-45	3-51	3-64	-
Brian Dowling	8-93	-	-	-	-	-	-	-	-	1-14	2--15	-	2-35
Leon Kinnard	3-57	-	-	1-7	1-37	-	-	-	-	1-13	-	-	DNP
Jordan Love	3-33	DNP	-	-	-	-	-	-	-	-	-	-	-
Navassa Brown	1-7	DNP	DNP	-	DNP	DNP	-	DNP	-	-	-	DNP	-
Fred Overstreet	1-5	-	-	-	-	-	DNP	-	-	-	-	1-5	-
Eric Handy	1-2	DNP	-	-	-	DNP	DNP	DNP	DNP	DNP	DNP	-	DNP
TEAM	1-0	-	-	-	-	DNP	DNP	DNP	-	-	1-0	-	-
Emmanuel Holder	1-0	-	-	-	-	-	-	1-0	-	-	-	-	-
Thomas Bradley	1-0	-	-	-	-	DNP	-	DNP	-	-	-	-	DNP

INT. RETURNS	No-Yds	UCONN	HC	DSU	NCCU	SBU	UNH	VU	ALBANY	RICHMO	DELAWA	W&M	JMU
Chr. Carpenter	4-74	DNP	DNP	1-27	-	-	1-13	-	-	1-34	-	-	-
Donnell Lewis	4-38	-	-	-	-	-	-	-	1-38	1-0	-	1-0	1-0
Thomas Bradley	3-98	-	1-90	-	1-8	DNP	1-0	DNP	-	-	-	-	DNP
Monte Gaddis	2-35	-	1-0	1-35	-	-	-	-	-	-	-	-	-
Tye Smith	2-30	-	-	-	-	-	-	-	-	-	1-12	-	1-18
Jon Desir	1-0	1-0	-	-	-	-	-	-	-	-	-	-	-

FUMBLE RETURNS	No-Yds	UCONN	HC	DSU	NCCU	SBU	UNH	VU	ALBANY	RICHMO	DELAWA	W&M	JMU
Donnell Lewis	1-43	-	-	-	-	1-43	-	-	-	-	-	-	-
Telvion Clark	1-32	-	-	-	-	-	-	-	-	1-32	-	-	-



2013 Towson University Football
 Towson University Tackle For Loss Game-by-Game (Dec. 21, 2013 - 15 Games)
 All games



TACKLES FOR LOSS	UA-A	Total	UCONN	HC	DSU	NCCU	SBU	UNH	VU	ALBANY	RICHMO	DELAWA	W&M	J
Ryan Delaire DE	17-1	17.5	1.5-11	1.0-2	1.0-2	2.0-15	3.0-12	-	1.0-2	DNP	-	1.0-2	2.0-16	2
Telvion Clark LB	9-3	10.5	1.0-6	-	-	-	1.0-7	1.0-9	-	3.0-7	2.0-9	0.5-3	1.0-1	0
Monte Gaddis LB	5-6	8.0	0.5-2	-	-	1.0-8	-	-	-	0.5-0	-	2.5-4	-	0
Max Tejada DT	5-3	6.5	1.0-1	1.0-2	1.0-8	0.5-3	1.0-5	-	1.0-5	0.5-0	-	0.5-0	-	1
Drew Cheripko DE	4-4	6.0	1.0-3	-	-	1.5-10	-	-	-	0.5-1	1.0-2	0.5-2	-	1
Donnell Lewis DB	3-3	4.5	-	-	1.0-2	0.5-1	0.5-1	-	-	2.0-7	-	-	-	0
Tye Smith CB	4-1	4.5	-	-	-	1.0-5	1.0-2	-	-	0.5-1	1.0-2	-	-	0
Arnold Farmer DT	3-3	4.5	-	-	1.5-6	0.5-0	1.0-1	-	-	0.5-1	-	-	-	1
Jon Desir DT	1-4	3.0	0.5-2	-	-	0.5-1	0.5-0	-	-	0.5-0	-	-	-	0
Chr. Carpenter DB	2-1	2.5	DNP	DNP	-	0.5-2	1.0-1	-	-	-	-	-	-	0
Jordan Love CB	2-0	2.0	DNP	-	-	-	-	-	-	-	-	1.0-2	1.0-3	0
Fred Overstreet LB	2-0	2.0	-	-	-	-	-	DNP	-	-	1.0-7	-	-	1
Brendon Gannon DT	2-0	2.0	DNP	DNP	-	-	DNP	-	1.0-6	-	-	1.0-12	-	0
Tungie Coker DE	1-1	1.5	-	-	0.5-1	-	1.0-3	-	-	-	-	-	DNP	0
Alex. DiSanzo	1-1	1.5	DNP	DNP	DNP	DNP	DNP	DNP	DNP	DNP	DNP	DNP	DNP	1
Bryton Barr LB	1-1	1.5	1.5-4	-	DNP	DNP	DNP	DNP	DNP	DNP	DNP	DNP	DNP	1
Thomas Bradley DB	1-0	1.0	-	-	-	-	DNP	-	DNP	-	1.0-3	-	-	1
Syd Holt DE	1-0	1.0	-	-	DNP	DNP	DNP	-	DNP	1.0-8	-	-	-	0
Malik Johnson DT	1-0	1.0	DNP	-	1.0-5	DNP	DNP	DNP	DNP	DNP	-	-	DNP	1
Greg Grant DE	1-0	1.0	-	-	1.0-1	-	DNP	DNP	-	-	-	DNP	DNP	1



2013 Towson University Football
Towson University Overall Team Statistics (NCAA FCS Playoffs - 3 Games)
NCAA Playoffs



Team Statistics	TOWSON	OPP
SCORING	132	98
Points Per Game	44.0	32.7
FIRST DOWNS	72	83
Rushing	42	31
Passing	27	50
Penalty	3	2
RUSHING YARDAGE	902	408
Yards gained rushing	950	488
Yards lost rushing	48	80
Rushing Attempts	153	108
Average Per Rush	5.9	3.8
Average Per Game	300.7	136.0
TDs Rushing	14	5
PASSING YARDAGE	658	1109
Comp-Att-Int	35-48-0	103-145-1
Average Per Pass	13.7	7.6
Average Per Catch	18.8	10.8
Average Per Game	219.3	369.7
TDs Passing	5	8
TOTAL OFFENSE	1560	1517
Total Plays	201	253
Average Per Play	7.8	6.0
Average Per Game	520.0	505.7
KICK RETURNS: #-Yards	14-192	21-299
PUNT RETURNS: #-Yards	3-1	2-8
INT RETURNS: #-Yards	1-0	0-0
KICK RETURN AVERAGE	13.7	14.2
PUNT RETURN AVERAGE	0.3	4.0
INT RETURN AVERAGE	0.0	0.0
FUMBLES-LOST	10-5	12-5
PENALTIES-Yards	12-104	16-148
Average Per Game	34.7	49.3
PUNTS-Yards	7-258	8-294
Average Per Punt	36.9	36.8
Net punt average	32.9	36.6
KICKOFFS-Yards	22-1126	16-762
Average Per Kick	51.2	47.6
Net kick average	49.7	32.5
TIME OF POSSESSION/Game	30:40	29:20
3RD-DOWN Conversions	20/33	23/50
3rd-Down Pct	61%	46%
4TH-DOWN Conversions	4/5	9/13
4th-Down Pct	80%	69%
SACKS BY-Yards	6-34	3-16
MISC YARDS	0	0
TOUCHDOWNS SCORED	19	13
FIELD GOALS-ATTEMPTS	0-1	2-4
ON-SIDE KICKS	0-0	0-2
RED-ZONE SCORES	(13-15) 87%	(12-15) 80%
RED-ZONE TOUCHDOWNS	(13-15) 87%	(10-15) 67%
PAT-ATTEMPTS	(18-19) 95%	(12-12) 100%
ATTENDANCE	4671	10059
Games/Avg Per Game	1/4671	2/5030
Neutral Site Games		0/0

Score by Quarters	1st	2nd	3rd	4th	OT	Total
Towson University	21	42	28	41	0	132
Opponents	21	21	27	29	0	98



2013 Towson University Football
 Towson University Overall Individual Statistics (NCAA FCS Playoffs - 3 Games)
NCAA Playoffs



Rushing	gp-gs	att	gain	loss	net	avg	td	lg	avg/g
Terrance West	3-3	90	559	14	545	6.1	10	63	181.7
Darius Victor	3-0	28	208	0	208	7.4	2	30	69.3
Connor Frazier	3-0	23	154	16	138	6.0	2	19	46.0
Peter Athens	3-3	8	29	12	17	2.1	0	12	5.7
TEAM	3-0	4	0	6	-6	-1.5	0	0	-2.0
Total	3	153	950	48	902	5.9	14	63	300.7
Opponents	3	108	488	80	408	3.8	5	20	136.0

Passing	gp-gs	effic	comp-att-int	pct	yds	td	lg	avg/g
Peter Athens	3-3	250.11	29-37-0	78.4	560	5	46	186.7
Connor Frazier	3-0	142.32	6-10-0	60.0	98	0	50	32.7
TEAM	3-0	0.00	0-1-0	0.0	0	0	0	0.0
Total	3	222.44	35-48-0	72.9	658	5	50	219.3
Opponents	3	152.11	103-145-1	71.0	1109	8	39	369.7

Receiving	gp-gs	no.	yds	avg	td	lg	avg/g
Andre Dessenberg	3-3	7	169	24.1	1	46	56.3
Brian Dowling	3-2	6	120	20.0	1	38	40.0
James Oboh	3-2	6	104	17.3	1	32	34.7
Derrick Joseph	3-0	5	111	22.2	0	50	37.0
Emmanuel Holder	3-3	4	37	9.2	1	18	12.3
Terrance West	3-3	3	34	11.3	0	29	11.3
Darius Victor	3-0	2	52	26.0	1	41	17.3
Arione Scott	3-2	2	31	15.5	0	18	10.3
Total	3	35	658	18.8	5	50	219.3
Opponents	3	103	1109	10.8	8	39	369.7

Punt Returns	no.	yds	avg	td	lg
Brian Dowling	3	1	0.3	0	5
Total	3	1	0.3	0	5
Opponents	2	8	4.0	0	0

Interceptions	no.	yds	avg	td	lg
Christian Carpenter	1	0	0.0	0	0
Total	1	0	0.0	0	0
Opponents	0	0	0.0	0	0

Kick Returns	no.	yds	avg	td	lg
Derrick Joseph	5	91	18.2	0	29
Brian Dowling	3	59	19.7	0	27
Jordan Love	3	33	11.0	0	10
Navassa Brown	1	7	7.0	0	7
Thomas Bradley	1	0	0.0	0	0
Eric Handy	1	2	2.0	0	0
Total	14	192	13.7	0	29
Opponents	21	299	14.2	0	41

Fumble Returns	no.	yds	avg	td	lg
Total	0	0	0.0	0	0
Opponents	0	0	0.0	0	0



2013 Towson University Football
 Towson University Overall Individual Statistics (NCAA FCS Playoffs - 3 Games)
NCAA Playoffs



Scoring	td	fg	PAT				dxp	saf	pts
			kick	rush	rcv	pass			
Terrance West	10	-	-	-	-	-	-	-	60
Drew Evangelista	-	0-1	18-19	-	-	-	-	-	18
Darius Victor	3	-	-	-	-	-	-	-	18
Connor Frazier	2	-	-	-	-	-	-	-	12
Andre Dessenberg	1	-	-	-	-	-	-	-	6
Emmanuel Holder	1	-	-	-	-	-	-	-	6
James Oboh	1	-	-	-	-	-	-	-	6
Brian Dowling	1	-	-	-	-	-	-	-	6
Total	19	0-1	18-19	-	-	-	-	-	132
Opponents	13	2-4	12-12	-	1	1-1	-	-	98

Total Offense	g	plays	rush	pass	total	avg/g
Peter Athens	3	45	17	560	577	192.3
Terrance West	3	90	545	0	545	181.7
Connor Frazier	3	33	138	98	236	78.7
Darius Victor	3	28	208	0	208	69.3
TEAM	3	5	-6	0	-6	-2.0
Total	3	201	902	658	1560	520.0
Opponents	3	253	408	1109	1517	505.7

Field Goals	fg	pct.	01-19	20-29	30-39	40-49	50-99	lg	blk
Drew Evangelista	0-1	0.0	0-0	0-1	0-0	0-0	0-0	0	1

FG Sequence	Towson University	Opponents
Fordham	-	41,47
Eastern Illinois	26	(28)
Eastern Washington	-	(22)

Numbers in (parentheses) indicate field goal was made.

Punting	no.	yds	avg	lg	tb	fc	i20	50+	blk
Jake Ryder	3	120	40.0	44	0	1	3	0	0
Drew Evangelista	3	138	46.0	59	1	0	0	2	1
TEAM	1	0	0.0	0	0	0	0	0	0
Total	7	258	36.9	59	1	1	3	2	1
Opponents	8	294	36.8	53	0	5	2	1	0

Kickoffs	no.	yds	avg	tb	ob	retn	net	ydln
D.J. Soven	22	1126	51.2	1	0			
Total	22	1126	51.2	1	0	14.2	36.5	28
Opponents	16	762	47.6	2	0	13.7	32.5	32



2013 Towson University Football
Towson University Overall Individual Statistics (NCAA FCS Playoffs - 3 Games)
NCAA Playoffs



All Purpose	g	rush	rcv	pr	kr	ir	total	avg/g
Terrance West	3	545	34	0	0	0	579	193.0
Darius Victor	3	208	52	0	0	0	260	86.7
Derrick Joseph	3	0	111	0	91	0	202	67.3
Brian Dowling	3	0	120	1	59	0	180	60.0
Andre Dessenbe	3	0	169	0	0	0	169	56.3
Connor Frazier	3	138	0	0	0	0	138	46.0
James Oboh	3	0	104	0	0	0	104	34.7
Emmanuel Hold	3	0	37	0	0	0	37	12.3
Jordan Love	3	0	0	0	33	0	33	11.0
Arione Scott	3	0	31	0	0	0	31	10.3
Peter Athens	3	17	0	0	0	0	17	5.7
Navassa Brown	2	0	0	0	7	0	7	3.5
Eric Handy	1	0	0	0	2	0	2	2.0
TEAM	3	-6	0	0	0	0	-6	-2.0
Total	3	902	658	1	192	0	1753	584.3
Opponents	3	408	1109	8	299	0	1824	608.0



2013 Towson University Football
 Towson University Overall Defensive Statistics (NCAA FCS Playoffs - 3 Games)
 NCAA Playoffs



##	Defensive Leaders	gp-gs	Tackles				tfl/yds	Sacks no-yds	Pass defense			Fumbles		blkd	
			ua	a	tot				int-yds	brup	qbh	rcv-yds	ff	kick	saf
13	Telvion Clark	3-3	19	13	32	0.5-1	.	.	2
11	Monte Gaddis	3-3	24	7	31	3.0-8	1.0-5
12	Christian Carpenter	3-3	16	10	26	1.0-1	.	1-0
40	Alexander DiSanzo	3-3	15	10	25	1-0
15	Donnell Lewis	3-3	15	7	22	.	.	.	2	.	.	2	.	.	.
7	Jordan Love	3-3	16	5	21	.	.	.	1
56	Ryan Delaire	3-3	11	4	15	3.0-19	3.0-19	.	.	2	2-0	1	.	.	.
24	Tye Smith	3-2	12	3	15	1.0-1	.	.	2	.	1-0
99	Jon Desir	3-3	6	6	12	1.0-10	1.0-10	.	1	.	.	1	.	.	.
54	Drew Cheripko	3-3	4	3	7	0.5-1	1.0-0	.	.	2
39	Fred Overstreet	3-0	6	1	7
19	Jul. Killikelly-Lee	3-0	4	1	5
82	Syd Holt	3-0	1	3	4	1	1-0
20	DeAngelo Stephenson	3-0	2	1	3
96	Arnold Farmer	3-3	1	1	2	1
33	Vince DePaola	3-0	2	.	2
14	Ryan Mays	3-1	1	1	2
48	Dreon Johnson	3-0	1	.	1
35	Tevin McCleave	3-0	1	.	1
55	Brendon Gannon	2-0	.	1	1
52	Malik Jackson	1-0	.	1	1
93	Max Tejada	3-0	1	.	1
Total		3	158	78	236	10-41	6-34	1-0	8	6	5-0	4	.	.	.
Opponents		3	121	102	223	8-31	3-16	.	5	2	5-0	5	3	.	.

