

SUMMIT LEAGUE CHAMPIONSHIP - SEMIFINAL : ST. THOMAS vs SOUTH DAKOTA STATE

TOMMIE BASKETBALL

| ST. PAUL, MINNESOTA | SCHOENECKER ARENA |

2023-24 St. Thomas Men's Basketball Schedule
November

6	Cal	L, 66-71
10	Idaho State	W, 54-53
12	North Central (Minn.)	W, 100-54
17	vs Cal Poly ^	L, 60-61
18	California Baptist ^	L, 62-66
19	vs Portland State ^	W, 76-70
25	Green Bay	L, 51-64

December

1	Western Michigan	W, 65-51
6	Milwaukee	W, 75-71
10	Chicago State	W, 66-50
14	No. 7 Marquette	L, 79-84
17	Crown (Minn.)	W, 85-66
21	UW-River Falls	W, 104-51
29	North Dakota *	W, 70-45
31	Kansas City *	W, 77-56

January

3	Idaho &	W, 75-67
6	Sacramento State &	W, 63-50
11	South Dakota State *	L, 80-81
13	Oral Roberts *	W, 87-76
18	South Dakota *	L, 73-74
25	North Dakota State *	W, 79-66
27	North Dakota *	L, 64-74

February

1	Omaha *	L, 65-69
3	Kansas City *	W, 71-56
8	Oral Roberts *	W, 85-63
10	Denver *	L, 77-94
17	South Dakota *	W, 83-80
22	North Dakota State *	L, 50-64
24	South Dakota State *	L, 72-77
29	Omaha *	W, 88-61

March

2	Denver *	W, 83-58
10	No. 4 North Dakota State !	W, 68-58
11	No. 1 South Dakota State !	6:00 p.m.
12	Summit League Championship !	8:30 p.m.

BOLD = Home Game (Schoenecker Arena)

*Summit League contest

^The Lancer Joust (Riverside, Calif.)

& Big Sky-Summit Challenge

All start times are central time

ST. THOMAS
TOMMIES

Record: 20-12, 9-7 Summit League
 Head Coach: Johnny Tauer (13th Season)
 Alma Mater: St. Thomas '95
 Record at St. Thomas: 267-96
 Overall Record: 267-96

SOUTH DAKOTA STATE
JACKRABBITS

Record: 20-12, 12-4 Summit League
 Head Coach: Eric Henderson (5th Season)
 Alma Mater: Wayne State (NE) '00
 Record at SDSU: 107-47
 Overall Record: 107-47

GAME INFORMATION

Date: March 11, 2024
 Time: 6:00 p.m. CT
 Location: Sioux Falls, S.D.
 Stadium: Denny Sanford PREMIER Center
 TV: MidcoSports
 Stream: Summit League Network
 Talent: Jay Elsen (pbp), Shan Morris
 (color), Darron Wallace (sideline)
 Radio: ESPN 1500 AM
 Play by Play: Corbu Stathes
 Live Stats: <https://stats.statbroadcast.com/broadcast/?id=518915>

SERIES BREAKDOWN

All-Time Series	8-14
First Meeting	2/18/1920, W 29-19
Last Meeting	2/24/24, L 77-72
At Schoenecker Arena	1-2
At Frost Arena	0-3
At Neutral Venue	0-0
Tauer vs SDSU	1-5
Tauer vs Henderson	1-5
Henderson vs St. Thomas	5-1

BREAKING DOWN THE TOMMIES

LAST TIME OUT | NORTH DAKOTA STATE

The Tommies recorded their 20th win of the season for the first time in the DI era and eighth time overall under Head Coach Johnny Tauer following Sunday's 68-58 Summit League Quarterfinal victory over No. 5 seed North Dakota State. St. Thomas shot 51 percent from the floor (26-of-51), and 50 percent from beyond the arc (11-of-22) in Sunday's victory. St. Thomas won the rebound battle 26-24, outscored the Bison 26-17 in bench points, and outscored NDSU 26-19 in points off turnovers.

THE CAST | VS NORTH DAKOTA STATE

Sophomore Kendall Blue led the scoring efforts for the Purple, recording 15 points on 6-of-7 shooting, including a perfect 3-of-3 from beyond the arc. Sunday was his eighth game this season with at least 15 points while he's shot 73.9 percent (17-23) from the field over his last three games. Redshirt freshman Carter Bjerke came off the bench and drained 4-of-5 3-pointers, tying a career high,, finishing with 12 points for his third double-digit scoring game over the last four overall. Junior Ryan Dufault added on 14 points, on 5-of-6 shooting from the field and 4-of-6 from the charity stripe as he's now shot 69.2 percent (54-78) overall over his last 16 games.

DEPARTMENT OF DEFENSE

The Toms' defense has been the best in the Summit League during conference play, holding its league opponents to 68.4 points per game. St. Thomas' conference scoring margin of +6.9 is also the best in the league. Overall, the Toms rank 17th in the nation with 65.0 points allowed per game.

TAKE CARE OF THE BALL

Tauer's teams have historically taken care of the basketball and this season is no different. The Tommies are currently tied for eighth nationally in fewest turnovers per game (9.1) after ranking tied for 11th nationally in the fewest total turnovers (327) last season and leading the category in 2021-22. Only Houston and Virginia have a better scoring defense and fewer turnovers per game than St. Thomas nationally.

TUNE IN

Fans can watch Monday's games on MidcoSports and the Summit League Network, and listen on ESPN 1500 AM radio with Corbu Stathes calling the action, or via Live Stats here: <https://stats.statbroadcast.com/broadcast/?id=518915>
 Tuesday's Summit League Championship will be televised on CBS Sports Network.

SUMMIT LEAGUE CHAMPIONSHIP - SEMIFINAL : ST. THOMAS vs SOUTH DAKOTA STATE

THE OPPOSITION | SOUTH DAKOTA STATE

South Dakota State finished the regular season 19-12 overall and 12-4 in the Summit League to earn the No. 1 seed in the league's postseason tournament. The Jackrabbits took down No. 8 seed Oral Roberts 79-63 to advance to the semifinal. Head Coach Eric Henderson is 107-47 in his fifth season with SDSU.

Junior Zeke Mayo leads the Jackrabbits and is fourth in the league with 19.1 points per game as he was named the Summit League Player of the Year. Sophomore William Kyle III averages 13.2 points per game followed by senior Charlie Easley with 12.3 points and redshirt senior Luke Appel with 11.7 points. Appel led SDSU with 18 points in the win over ORU while Kyle III added 16 points and nine rebounds.

SDSU is second in the Summit League with 77.3 points per game and is third allowing 71.6 points. The Jacks are 20th nationally in effective field goal percentage (.557) and 48th in defensive rebounds per game (27.1).

SERIES HISTORY

St. Thomas and South Dakota State have played 22 times in the series history, led by SDSU 14-8, dating back to the 1919-20 season. The Tommies are 1-5 against the Jacks since joining the Summit League.

The Tommies fell to the Jackrabbits 81-80 on a last-second layup during the first meeting of 2023-24 in St. Paul. Raheem Anthony led St. Thomas with 21 points while Drake Dobbs added 18 points and Kendall Blue chipped in 17. A short stretch in the second half of the second season meeting led to a 77-72 loss by the Purple in Brookings, S.D. Dobbs and Carter Bjerke led the Toms with 16 points each.

MARGIN FOR SUCCESS

St. Thomas has made a statement with its margin of victories thus far, beating its DI opponents by an average of 13.8 points per game, including an average of 18.0 points in Summit League wins. The Purple's margins of loss have been slim at 6.7 points per loss, including the first two losses in league play coming by a combined two points, with four double-digit losses this season overall. Eight of the Toms' 12 losses have been by two or fewer possessions.

AMONG THE BEST IN THE NATION

The Toms rank among the best nationally in several categories

TO/Game	t-8th	9.1
Effective FG Percentage	19th	55.8
Scoring Defense	17th	65.0
Assist/TO Ratio	t-30th	1.51
TO Margin	t-33rd	2.9
3FGs/Game	t-35th	9.1

NOTHING BUT NET

When the NCAA's first NET Rankings were released on Dec. 4, St. Thomas was slotted at 175 and currently ranks 152, second in the Summit League to South Dakota State (136) through games on March 10. The Tommies entered its matchup at No. 7 Marquette ranked 185 and jumped 20 spots to 165 following a five-point loss to the Golden Eagles.

I'M JUST KEN (POM RANKINGS)

The Tommies saw a more impressive ascent in the Ken Pom Rankings following the game at Marquette. The Purple entered Milwaukee, Wis., ranked 218 in the Ken Pom Rankings before moving up to 185 after the loss. St. Thomas, currently ranked 138, is first in the Summit League ahead of South Dakota State (141).

Of 363 NCAA Division I programs, St. Thomas ranks 352 in adjusted tempo with 63.3 possessions per 40 minutes. The Tommies are 134 with an adjusted offensive efficiency (points scored per 100 possessions) of 109.0 and 170 with an adjusted defensive efficiency (points allowed per 100 possessions) of 106.5.

GOING IN FOR THE KILL SHOT

St. Thomas has recorded a "Kill Shot," a scoring run of 10-0 or more, in 18 games this season, going 14-4 in those games. The largest scoring run of the season came against Sacramento State when it went on a spurt of 21-0.

Opponents have recorded a "Kill Shot" in nine games against the Tommies, in which the Purple have gone 4-5. The largest run against St. Thomas was 14 points by North Dakota State in the Summit League Quarterfinal round. South Dakota State put together runs of at least 10-0 in both meetings against St. Thomas this season, including a single-game best 12-0 run during the 81-80 loss in St. Paul.

LUCKY 13

Head Coach Johnny Tauer is in his 13th season at St. Thomas as the longest tenured head coach among all Summit League programs and among the top 50 in their current role among all DI men's basketball coaches. He leads league head coaches with a .736 winning percentage and is third in career wins (267).

Head Coach	School	Wins	Pct.
Paul Sather	North Dakota	343	.583
Marvin Menzies	Kansas City	273	.582
Johnny Tauer	St. Thomas	267	.736
David Richman	North Dakota State	190	.592
Eric Henderson	South Dakota State	107	.695
Jeff Wulbrun	Denver	42	.438
Chris Crutchfield	Omaha	34	.410
Eric Peterson	South Dakota	24	.381
Russell Springmann	Oral Roberts	12	.387

Tauer's winning percentage of .736 ranks 15th among active head coaches across all of NCAA (Division I, II, and III) with at least 10 years of experience. The only head coaches at their current NCAA DI programs for at least 10 seasons with a higher winning percentage than Tauer are John Calipari (Kentucky), Mark Few (Gonzaga), and Bill Self (Kansas).

ASSOCIATED PRESS TOP 25

1	Houston (52)	1539
2	UConn (6)	1462
3	Purdue (4)	1459
4	Tennessee	1364
5	Arizona	1252
6	Iowa State	1212
7	North Carolina	1201
8	Marquette	1056
9	Duke	1051
10	Creighton	983
11	Baylor	901
12	Illinois	834
13	Auburn	746
14	Kansas	723
15	Kentucky	711
16	Alabama	592
17	South Carolina	579
18	Washington State	4
19	Gonzaga	396
20	BYU	343
21	San Diego State	3
22	Utah State	285
23	Saint Mary's	268
24	South Florida	154
25	Dayton	50

RV: Nevada 42, Florida 39, Boise St. 26, Texas 10, Texas Tech 10, Indiana St 9, Appalachian St 6, New Mexico 5, FAU 4, James Madison 4, Princeton 3, Michigan St. 2, Villanova 2, Colorado St. 2, McNeese St. 2, Richmond 1.

MEDIA AND CREDENTIAL REQUESTS

Credential and media requests for the 2023-24 men's basketball season will be coordinated through the St. Thomas Athletic Communications department. Please contact Collin Boyles, Associate Director of Athletic Communications, with any requests throughout the 2023-24 season. Credential requests can also be made on St. Thomas official athletics website, www.tommiesports.com. Those requests will be addressed on a first come, first serve basis. Please contact Collin Boyles (collin.boyles@stthomas.edu) with any coach or student-athlete media requests.

SUMMIT LEAGUE CHAMPIONSHIP - SEMIFINAL : ST. THOMAS vs SOUTH DAKOTA STATE

SUSTAINED EXCELLENCE

Head Coach Johnny Tauer's excellence within the Tommie Men's Basketball program dates back to his days as an Academic All-American that led to his induction to the St. Thomas Athletics Hall of Fame in 2001. As a student-athlete from 1991-95, Tauer was an All-MIAC player, first team All-West Region, and as a senior led the 1994-95 Toms to a school-record 27-0 start, including an MIAC Championship with an unprecedented 20-0 record. He helped the Toms to NCAA DIII Tournament berths in 1992-93, 1993-94, and 1994-95, including a run to the Final Four in 1993-94. Tauer ranks 25th in career scoring (1,219 points) and 23rd in career rebounding (482) at St. Thomas and was the school 3-point leader until 1999-2000.

After earning master's and PhD degrees at Wisconsin, Tauer joined the Tommie Men's Basketball coaching staff as an assistant coach and ran the St. Thomas defense for two seasons (2001-03) and also directed the Tommies' offensive sets that had consistently ranked among the best in NCAA basketball in overall offensive efficiency, field-goal percentage, 3-point proficiency, fewest turnovers, and assist-to-turnover ratio. With Tauer serving as an assistant, the Toms won the 2010-11 DIII National Championship title, made a run to the 2008-09 Final Four, and totaled seven DIII National Tournament runs.

With the retirement of longtime head coach Steve Fritz in 2011, Tauer took over the program and continued its storied tradition with another national title in 2015-16, a Final Four run in 2012-13, and five DIII National Tournament appearances.

As a student-athlete, assistant coach, and head coach at St. Thomas, Tauer has helped the Tommies to 600 wins in 28 seasons, averaging out to over 20 wins per season. He's been part of 19 conference titles, 15 national tournament appearances, three Final Fours, and two national championships.

A WINNING TRADITION

The Purple ended the 2023-24 season with a 19-12 record overall and 9-7 mark in conference play, matching both win totals from a season ago. It's also the 22nd season with a winning record overall and at least nine conference wins for the program since Johnny Tauer joined the program as an assistant coach in 2000. The Tommies have totaled 19 wins overall in all but three seasons with Tauer as head coach, including the 2020-21 COVID season and the 2021-22 inaugural NCAA Division I season, while its the eighth 20-win season under Tauer.

ALL BUSINESS FOR BJORKLUND

Bjorklund became the first Tommie to reach 1,000 career points in Division I play Feb. 27 against North Dakota and became the 39th member of the 1,000-point club at St. Thomas Jan. 6 during the win over Sacramento State. He ranks 26th in program history with 1,201 career points and with 477 career rebounds, which is 18 points and five rebounds behind Johnny Tauer on the all-time lists.

THE 1,500-POINT/NEWCOMER CLUB

Raheem Anthony, a transfer from NCAA DIII Saint Mary's University in Winona, Minn., eclipsed 1,500 career points Dec. 6, 2023 during a 75-71 win over Milwaukee. His 1,783 career points rank 98th in the NCAA (I, II, III) among active scoring leaders and his 765 career rebounds are 126th among active rebound leaders. St. Thomas has five members of the 1,500-point club, all besides Anthony scored the entirety of their points in the Purple and Gray. Six Tommies have transferred into the program and ended their careers with at least 1,000 points.

Anthony is second on the Tommies with 12.1 points per game and leads with 3.2 assists per game, with at least three assists in 19 games this season, including six of the last eight games, and an eight-assist performance Dec. 10 in a win at Chicago State.

Anthony was a two-time All-American (NABC, D3hoops.com) in 2022-23 after averaging 24.6 points, 9.2 rebounds, 4.6 assists and 1.5 steals per game, and shooting 54.5 percent from the field at SMU. Anthony has started all 108 games played in during his college career, including 78 at SMU, and averaged 19.3 points in three games against St. Thomas during the 2019-20 season.

CONSISTENCY IS KEY

St. Thomas is one of 17 teams in the nation to feature two or fewer starting lineups this season. The group of Allen, Anthony, Bjorklund, Blue and Dobbs started the first 11 games this season before injury forced Anthony to miss the 12th game. That initial group has started the past 20 games.

BACK-TO-BACK ON ALL-SUMMIT LEAGUE TEAMS

For the second consecutive season, St. Thomas placed two student-athletes on All-Summit League teams with a selection to the league's All-Newcomer Team. Raheem Anthony and Parker Bjorklund were both named to the All-Summit League Second Team while Anthony also earned a spot on the Summit League All-Newcomer Team. Bjorklund was named to the league's second team for the second consecutive season while Anthony joins Andrew Rohde (2022-23) as back-to-back selections to the newcomer team for St. Thomas.

BACK-TO-BACK FOR 32 POINTS

Bjorklund and Anthony recorded back-to-back 32-point performances during its home series against North Dakota State on Jan. 25 and North Dakota on Jan. 27, marking the first Tommie teammates with at least 32 points in consecutive games since at least the 2008-09 season.

Bjorklund scored a career high 32 points on 12-of-22 shooting, including 5-of-10 from 3-point range, along with nine rebounds against the Bison. His field goals made, attempted and 3-point attempts are the most for the team in a single game this season. Anthony scored 32 points on 10-of-16 shooting overall, 3-of-4 from long range and 9-of-10 from the free throw line, along with eight rebounds, against the Fighting Hawks.

Prior to the duo's 32-point games, the Tommies hadn't had multiple 30-point performances in a single season since 2019-20 when Anders Nelson scored 42 points Jan. 6 and 33 points Feb. 5.

A GRACEFUL TRANSITION

St. Thomas is one of 11 teams currently making the transition into NCAA Division I. Of those 11 teams, the Tommies are the only one making the jump directly from the Division III ranks (while all 42 teams to transition to Division I since 2001 came from Division II). Among the current transitioning teams, St. Thomas is third to Tarleton State and UC San Diego in total wins, in Ken Pom Rankings, and in the NET Rankings.

The Tommies' 152 ranking in the NET Rankings would be the second highest ever for a transitioning team in its third season of DI play, while its 138 ranking in the Ken Pom Rankings would be the third highest ever.

The Purple lead all current transitioning teams in assist-to-turnover ratio, effective field goal percentage, field goal percentage, scoring defense, scoring margin, 3-point percentage, 3-point percentage defense and turnovers per game this season.

PICK YOUR LEADER

The Tommies have seen nine different student-athletes lead the way in scoring and six lead in rebounds through their first 29 games. Anthony has led in rebounds 12 times, followed by Bjorklund 11 times, Blue six times, Lee three times, and Nau and Allen twice.

Bjorklund has led in scoring 14 times while the next highest is Anthony with seven, Dobbs with four, Allen and Blue with three, Bjerke with two, and Lee and Nau with one. The Tommies have three athletes averaging at least 10 points while Dobbs is at 9.7 points per game, and haven't had a quartet finish above that mark since the 2015-16 national championship season (excluding 2020-21 COVID season).

HOME COOKING

The Tommies have embraced playing in front of the hometown crowd, going 25-4 over its last 29 home games. St. Thomas closed the 2021-22 season with a home win and went 12-2 at Schoenecker Arena in each of the past two seasons, including 10 straight to open the 2022-23 season and seven straight to open 2023-24.

St. Thomas is the only Summit League program to win at least 12 games at home over each of the past two seasons and leads all league programs with an .857 winning percentage at home over the same span.

Since Feb. 26, 2022, St. Thomas has won its home games by an average margin of 21.0 points, including a margin of 16.2 points against Division I opponents. Nine of those wins against DI opponents have been by more than 20 points while just three were decided by less than 10 points.

SUMMIT LEAGUE CHAMPIONSHIP - SEMIFINAL : ST. THOMAS vs SOUTH DAKOTA STATE

2023-24 ROSTER - SEASON STATS

NO.	NAME	HT.	WT.	YR.	HOMETOWN	GP-GS	PPG	RPG	Other
1	Kendall Blue	6-6	190	So.	Woodbury, Minn.	32-32	10.6	4.1	49.6 FG%
2	Ben Nau	6-2	190	Jr.	Brookfield, Wis.	32-1	4.7	1.5	36.9 3FG%
3	Hayden Tibbits	5-11	165	Fr.	Medina, Minn.	0-0	-	-	-
4	Brooks Allen	6-7	210	Gr.	Shakopee, Minn.	32-32	6.8	3.6	40.9 FG%
5	Parker Bjorklund	6-6	200	Gr.	Chaska, Minn.	32-32	13.3	4.7	47.7 FG%
11	Drake Dobbs	6-2	175	Sr.	Eden Prairie, Minn.	32-32	9.7	1.9	3.2 ASST/TO Ratio
12	Ryan Dufault	6-0	185	Jr.	Waseca, Minn.	32-0	4.5	1.8	62.0 FG%
13	Ahjany Lee	6-9	215	So.	Byron, Minn.	32-0	4.0	2.9	50.5 FG%
14	Adam Tauer	6-3	175	Fr.	St. Paul, Minn.	0-0	-	-	-
20	Courtney Brown Jr.	6-7	215	Sr.	Cottage Grove, Minn.	8-0	1.3	0.4	42.9 FG%
21	Ben Oosterbaan	6-6	195	Fr.	Hinsdale, Minn.	0-0	-	-	-
24	Raheem Anthony	6-4	220	Gr.	Chicago, Ill.	31-31	12.1	4.7	3.2 APG
32	Dom Martinelli	6-4	195	Sr.	Glenview, Ill.	20-0	2.4	1.0	37.2 FG%
33	Bennett Kwiecinski	6-9	205	Sr.	Chicago, Ill.	9-0	1.8	1.0	54.5 FG%
35	Carter Bjerke	6-9	250	RS-Fr.	Plymouth, Minn.	32-0	5.9	1.5	47.0 3FG%

St. Thomas' Record When...

Overall	
Shoot 40% or better	18-9
Opp. shoots 40% or better	13-12
Shoot <40%	2-3
Opp. shoots <40%	7-0
Shoot 40% or better from 3pt	10-2
Opp shoots 40% or better from 3pt	5-5
Outrebounded opp	14-1
Score more than 70 points	15-5
Opp. score more than 70 pts	4-7
Player scored at least 20 pts	8-4
Opp. player scores at least 20 points	3-8
Player has 10 or more rebounds	3-0
Opp. players has 10 or more rebounds	3-3
Player has double-double	3-0
Opp. player has double-double	2-3
Leading at halftime	17-2
Trailing at halftime	3-10
Against Ranked Opponents	0-1

Against Opponents

Post Higher Field Goal Percentage	15-3
Post Lower Field Goal Percentage	5-9
Same Field Goal Percentage	0-0
Post More Rebounds	14-1
Post Fewer Rebounds	6-10
Same Rebounds	0-1
Post More Turnovers	2-5
Post Fewer Turnovers	18-7
Same Turnovers	0-0
Post More Assists	14-4
Post Fewer Assists	4-7
Same Assists	2-1

Miscellaneous

Longest Win Streak	Six
Longest Losing Streak	Two
Current Active Streak	Won Three (Feb. 29 - March 10, 2024)
Most Points Scored in 1st Half	54 (Nov. 12, 2023 vs North Central)
Most Points Allowed in 1st Half	48 (Feb. 17, 2024 vs South Dakota)
Fewest Points Scored in 1st Half	19 (Nov. 25, 2023 at Green Bay)
Fewest Points Allowed in 1st Half	14 (Two times)
Most Points Scored in 2nd Half	53 (Dec. 21, 2023 vs UW-River Falls)
Most Points Allowed in 2nd Half	49 (Two times)
Fewest Points Scored in 2nd Half	24 (Dec. 1, 2023 at Western Michigan)
Fewest Points Allowed in 2nd Half	23 (Dec. 31, 2023 vs Kansas City)
Most Points Scored in Overtime	5 (Jan. 18, 2024 at South Dakota)
Fewest Points Scored in Overtime	5 (Jan. 18, 2024 at South Dakota)

2023-24 Stat Comparison

ST. THOMAS	CATEGORY	SOUTH DAKOTA STATE
20-12	Record	20-12
73.5	Scoring Offense	77.3
65.0	Scoring Defense	71.6
47.5 (842-1772)	Field Goals	48.5 (907-1872)
36.5 (292-800)	3-Pointers	36.2 (272-751)
73.1 (377-516)	Free Throws	70.9 (389-549)
31.1	Rebounding Average	35.6
13.8	Assist Average	12.8
9.1	Turnover Average	11.3
6.2	Steal Average	6.4
2.2	Block Average	3.3

St. Thomas 2023-24 Single-Game Bests

CATEGORY	INDIVIDUAL	TEAM
Points	32, Two tied	104 (12/21/23)
FG Made	12, Parker Bjorklund vs North Dakota State (1/25/24)	41 (12/21/23)
FG Attempts	22, Parker Bjorklund vs North Dakota State (1/25/24)	72 (12/21/23)
3PT Made	6, Kendall Blue vs Portland State (11/19/23)	15 (Two tied)
3PT Attempts	10, Parker Bjorklund vs North Dakota State (1/25/24)	39 (1/11/24)
FT Made	9, Three tied	24 (12/6/23)
FT Attempts	13, Raheem Anthony vs South Dakota State (1/11/24)	30 (12/6/23)
Rebounds	12, Parker Bjorklund vs Idaho State (11/10/23)	46 (11/12/23)
Assists	8, Raheem Anthony (Two tied)	29 (12/21/23)
Steals	4, Two tied	12 (11/12/23)
Blocks	3, Kendall Blue vs Milwaukee (12/6/23)	5 (Two tied)
Turnovers	6, Raheem Anthony vs Milwaukee (12/6/23)	16 (12/14/23)
Minutes	38:10, Drake Dobbs vs Crown (12/17/23)	

St. Thomas Single-Game Records

CATEGORY	INDIVIDUAL	TEAM
Points	47, Karnell James vs Carleton (1996-97)	113 vs Augsburg (1994)
FGs	19, Mike Gitzen vs St. Mary's (1979-80)	
3PTs	10, Curt Kietzer vs Bethel (1986-87)	22, two times (2021-22)
FTs	19, Brent Longval vs Bethel (1991-92)	
Rebounds	27, Bob Rosier vs Coe (1974)	
Assists	14, Paige Piper vs Mayville State (1971-72)	
Steals	9, Karnell James vs Luther (1994-95)	

Game-by-Game Starters

OPPONENT	STARTERS	RESULT
Cal	B. Allen, R. Anthony, P. Bjorklund, K. Blue, D. Dobbs	L, 71-66
Idaho State	B. Allen, R. Anthony, P. Bjorklund, K. Blue, D. Dobbs	W, 54-53
North Central	B. Allen, R. Anthony, P. Bjorklund, K. Blue, D. Dobbs	W, 100-56
Cal Poly	B. Allen, R. Anthony, P. Bjorklund, K. Blue, D. Dobbs	L, 61-60
California Baptist	B. Allen, R. Anthony, P. Bjorklund, K. Blue, D. Dobbs	L, 66-62
Portland State	B. Allen, R. Anthony, P. Bjorklund, K. Blue, D. Dobbs	W, 76-70
Green Bay	B. Allen, R. Anthony, P. Bjorklund, K. Blue, D. Dobbs	L, 64-51
Western Michigan	B. Allen, R. Anthony, P. Bjorklund, K. Blue, D. Dobbs	W, 65-51
Milwaukee	B. Allen, R. Anthony, P. Bjorklund, K. Blue, D. Dobbs	W, 75-71
Chicago State	B. Allen, R. Anthony, P. Bjorklund, K. Blue, D. Dobbs	W, 66-50
Marquette	B. Allen, R. Anthony, P. Bjorklund, K. Blue, D. Dobbs	L, 84-79
Crown	B. Allen, P. Bjorklund, K. Blue, D. Dobbs, B. Nau	W, 85-66
UW-River Falls	B. Allen, R. Anthony, P. Bjorklund, K. Blue, D. Dobbs	W, 104-51
North Dakota	B. Allen, R. Anthony, P. Bjorklund, K. Blue, D. Dobbs	W, 70-45
Kansas City	B. Allen, R. Anthony, P. Bjorklund, K. Blue, D. Dobbs	W, 77-56
Idaho	B. Allen, R. Anthony, P. Bjorklund, K. Blue, D. Dobbs	W, 75-67
Sacramento State	B. Allen, R. Anthony, P. Bjorklund, K. Blue, D. Dobbs	W, 63-50
South Dakota State	B. Allen, R. Anthony, P. Bjorklund, K. Blue, D. Dobbs	L, 81-80
Oral Roberts	B. Allen, R. Anthony, P. Bjorklund, K. Blue, D. Dobbs	W, 87-76
South Dakota	B. Allen, R. Anthony, P. Bjorklund, K. Blue, D. Dobbs	L, 74-73
North Dakota State	B. Allen, R. Anthony, P. Bjorklund, K. Blue, D. Dobbs	W, 79-66
North Dakota	B. Allen, R. Anthony, P. Bjorklund, K. Blue, D. Dobbs	L, 74-64
Omaha	B. Allen, R. Anthony, P. Bjorklund, K. Blue, D. Dobbs	L, 69-65
Kansas City	B. Allen, R. Anthony, P. Bjorklund, K. Blue, D. Dobbs	W, 71-56
Oral Roberts	B. Allen, R. Anthony, P. Bjorklund, K. Blue, D. Dobbs	W, 85-63
Denver	B. Allen, R. Anthony, P. Bjorklund, K. Blue, D. Dobbs	L, 94-77
South Dakota	B. Allen, R. Anthony, P. Bjorklund, K. Blue, D. Dobbs	W, 83-80
North Dakota State	B. Allen, R. Anthony, P. Bjorklund, K. Blue, D. Dobbs	L, 64-50
South Dakota State	B. Allen, R. Anthony, P. Bjorklund, K. Blue, D. Dobbs	L, 77-72
Omaha	B. Allen, R. Anthony, P. Bjorklund, K. Blue, D. Dobbs	W, 88-61
Denver	B. Allen, R. Anthony, P. Bjorklund, K. Blue, D. Dobbs	W, 83-58
North Dakota State	B. Allen, R. Anthony, P. Bjorklund, K. Blue, D. Dobbs	W, 68-58

SUMMIT LEAGUE CHAMPIONSHIP - SEMIFINAL : ST. THOMAS vs SOUTH DAKOTA STATE

ST. THOMAS IN THE
SUMMIT LEAGUE STATS

THROUGH GAMES OF 3/3/24

TEAM

Scoring Offense:	7th (73.5)
Scoring Defense:	1st (65.0)
Scoring Margin:	1st (+8.5)
FG Percentage:	3rd (.475)
FG Pct. Defense:	4th (.447)
3FG Percentage:	3rd (.365)
3FG Pct. Defense:	2nd (.329)
3FGs Made:	2nd (9.1)
FT Percentage:	5th (.731)
Total Rebounds:	9th (31.1)
Total Rebounds Allowed:	1st (31.1)
Offensive Rebounds:	8th (7.7)
Defensive Rebounds:	9th (23.4)
Rebound Margin:	6th (0.0)
Turnover Margin:	1st (+2.94)
Assist-to-Turnover Ratio:	1st (1.51)
Assists:	1st (13.81)
Steals:	4th (6.19)
Blocks:	7th (2.19)

INDIVIDUAL

SCORING

Parker Bjorklund	13th (13.3 ppg)
Raheem Anthony	20th (12.1 ppg)
Kendall Blue	24th (10.6 ppg)

REBOUNDING

Raheem Anthony/Parker Bjorklund	17th (4.7 rpg)
---------------------------------	----------------

FIELD GOAL PERCENTAGE

Parker Bjorklund	3rd (.477)
------------------	------------

3FGs MADE/GAME

Carter Bjerke	18th (1.5)
Ben Nau	20th (1.4)
Brooks Allen	21st (1.3)

FREE THROW PERCENTAGE

Raheem Anthony	8th (.723)
----------------	------------

ASSISTS

Raheem Anthony	5th (3.2 apg)
Drake Dobbs	12th (2.5 apg)
Brooks Allen	18th (1.7 apg)

ASSIST-TO-TURNOVER RATIO

Raheem Anthony	6th (1.3)
----------------	-----------

BLOCKS

Ahjan Lee	11th (0.6 bpg)
-----------	----------------

STEALS

Raheem Anthony	4th (1.4 spg)
----------------	---------------

MINUTES

Drake Dobbs	13th (30.4 mpg)
Raheem Anthony	17th (29.4 mpg)

PROJECTED STARTERS vs SOUTH DAKOTA STATE

No.	Name	Class	Pos.	Hometown, State
1	Kendall Blue	So.	G	Woodbury, Minn.
4	Brooks Allen	Gr.	F	Shakopee, Minn.
5	Parker Bjorklund	Gr.	F	Chaska, Minn.
11	Drake Dobbs	Sr.	G	Eden Prairie, Minn.
24	Raheem Anthony	Gr.	G	Chicago, Ill.

CAREER 1,000-POINT CLUB

1.	2,133	Bob Rosier	1970-74
2.	1,944	Steve Fritz	1967-71
3.	1,854	Karnell James	1993-97
4.	1,783	Raheem Anthony*	2019-Pres.
5.	1,688	Ted Hall	1952-56
6.	1,494	Mark Buri	1969-73
7.	1,486	Dennis Fitzpatrick	1969-73
8.	1,470	Mike Keating**	2002-07
9.	1,442	Joe Scott***	2006-10
10.	1,440	Tyler Nicolai	2007-11
11.	1,434	Fred Korba	1963-67
12.	1,431	Bill Roddy	1975-79
13.	1,426	Anders Nelson	2018-22
14.	1,415	Bryan Schnettler****	2003-07
15.	1,414	Kip Sparby	1996-2000
16.	1,400	Tom Batta	1987-91
17.	1,367	Isaac Rosefelt	2003-07
18.	1,364	Scott Thompson	1987-91
19.	1,357	Riley Miller	2018-23
20.	1,320	Dan Hansard	1963-67
21.	1,294	Grant Shaeffer	2013-17
22.	1,285	Nick Schader*****	2001-04
23.	1,243	Jack Tamble	1968-72
24.	1,225	Tom Randall	1960-64
25.	1,219	Johnny Tauer	1991-95
26.	1,201	Parker Bjorklund	2020-Pres.
27.	1,175	Lloyd Sandstrom	1946-50
28.	1,160	Dave Palecek	1959-63
29.	1,156	Joe Buri	1996-2000
30.	1,149	Mike Gitzen	1977-81
31.	1,137	Taylor Montero	2013-17
32.	1,119	Brent Longval	1991-94
33.	1,118	Matt Arnold*****	1995-99
34.	1,061	Tommy Hannon	2009-13
35.	1,056	Connor Nord	2011-15
36.	1,048	Mike Wrobel*****	1997-01
37.	1,043	Jack Blum	1966-70
38.	1,039	Tim Dillon	1979-83
39.	1,007	Marcus Alipate	2011-15

*Anthony's total includes 1,408 points at Saint Mary's (Minn.)

**Keating's total includes two seasons at St. Michael's (Vt.)

***Scott's total includes 269 points at UC-Colorado Springs

****Schnettler's total includes 79 points at UW-Superior

*****Schader's total includes 695 points at Waldorf College

*****Arnold's total includes one season at St. Olaf

*****Wrobel's total includes 462 points at Concordia (Minn.)

CAREER 350-REBOUND CLUB

1.	1,330	Bob Rosier	1970-74
2.	1,171	Dave Palecek	1960-63
3.	915	Steve Fritz	1967-71
4.	859	Isaac Rosefelt	2003-07
5.	823	Mark Miller	1963-67
6.	803	Dan Hansard	1964-67
7.	776	Tom Raih	1962-65
8.	772	Mike Wrobel*	1997-01
9.	765	Raheem Anthony***	2019-Pres.
10.	735	Tom Randall	1961-64
11.	721	Mike Gitzen	1977-81
12.	677	Nick Schader**	2000-04
13.	660	Mike Keating****	2005-07
14.	651	Ken Hanson	1971-74
15.	645	Connor Nord	2011-15
16.	609	Kip Sparby	1996-2000
17.	573	Pete Eisenbarth	1992-96
18.	568	Kevin Fitzgerald	1999-2003
19.	566	Sean Higgins	1979-83
20.	503	Mike Randall	1979-84
21.	497	Mark Paulson	1999-2003
22.	491	Burt Hedstrom	2017-22
23.	482	Johnny Tauer	1991-95
24.	477	Fred Korba	1963-67
	477	Ryan Boll	2014-18
	477	Parker Bjorklund	2020-Pres.
27.	472	Tom Lynn	1977-79
28.	470	John Blum	1966-70
29.	461	John Morin	1971-75
30.	445	Joe Buri	1996-2000
31.	411	Brooks Allen	2019-Pres.
32.	403	Jack Tamble	1970-72
33.	396	Tim Dillon	1979-83
34.	394	Anders Nelson	2018-22
35.	387	Tommy Hannon	2009-13
36.	379	Bob Bresnehan	1973-77
37.	375	Brent Longval	1991-94

*Wrobel's total includes 322 rebounds at Concordia (Minn.)

**Schader's total includes 473 rebounds at Waldorf College

***Anthony's total includes 620 rebounds at Saint Mary's (Minn.)

****Keating's total includes two seasons at St. Michael's (Vt.)

2023-24 SUMMIT LEAGUE STANDINGS

(FINAL REGULAR SEASON)

Team	Conf.	Pct.	Overall	Pct.	Home	Away	Streak
South Dakota State	12-4	.750	19-12	.613	11-3	6-5	W5
Kansas City	10-6	.625	16-15	.516	10-3	6-9	W6
North Dakota	10-6	.625	18-13	.581	9-5	7-8	W1
St. Thomas	9-7	.562	19-12	.613	12-2	6-9	W2
North Dakota State	8-8	.500	15-16	.484	10-4	5-11	L2
Omaha	7-9	.438	14-17	.452	11-3	2-13	L2
Denver	6-10	.375	15-16	.484	10-4	4-11	L3
Oral Roberts	5-11	.312	11-18	.379	9-5	2-13	L7
South Dakota	5-11	.312	12-19	.387	8-6	2-12	L1

SUMMIT LEAGUE CHAMPIONSHIP - SEMIFINAL : ST. THOMAS vs SOUTH DAKOTA STATE

THE LAST TIME IT HAPPENED...

INDIVIDUAL

POINTS SCORED

Scored 25 Points	32, Raheem Anthony, 1/27/24 vs. North Dakota
Scored 30 Points	32, Raheem Anthony, 1/27/24 vs. North Dakota
Scored 35 Points	42, Anders Nelson, 1/6/20 at Hamline
Scored 40 Points	42, Anders Nelson, 1/6/20 at Hamline
Scored 45 Points	47, Karnell James, 1996-97 vs. Carleton
Scored 20 or more in back-to-back games	Andrew Rohde 23, 3/6/23 vs. Oral Roberts 24, 3/5/23 vs. Western Illinois
Scored 20 or more in 3 consecutive games	Andrew Rohde 23, 3/6/23 vs. Oral Roberts 24, 3/5/23 vs. Western Illinois 27, 2/25/23 vs. North Dakota

FIELD GOALS

Made 10 Field Goals	10, Raheem Anthony, 1/27/24 vs. North Dakota
Made 11 Field Goals	12, Parker Bjorklund, 1/25/24 vs. North Dakota State
Made 12 Field Goals	12, Parker Bjorklund, 1/25/24 vs. North Dakota State
Made 13 Field Goals	13, Parker Bjorklund, 12/19/22 vs. North Dakota
Made 14 Field Goals	14, Ryan Boll, 11/18/17 at Marietta
Attempted 20 Field Goals	22, Parker Bjorklund, 1/25/24 vs. North Dakota State
Attempted 25 Field Goals	27, Anders Nelson, 11/15/21 vs. Fordham
Shot 50% from field (min. 10 makes)	10-16 (.625), Raheem Anthony, 1/27/24 vs. North Dakota
Shot 70% from field (min. 10 makes)	11-14 (.786), Parker Bjorklund, 2/3/22 vs. Kansas City
Shot 80% from field (min. 10 makes)	10-10 (1.000), Connor Bair, 11/20/18 vs. State Scholastica
Shot 90% from field (min. 10 makes)	10-10 (1.000), Connor Bair, 11/20/18 vs. State Scholastica
Shot 100% from field (min. 10 makes)	10-10 (1.000), Connor Bair, 11/20/18 vs. State Scholastica

3-POINTERS

Made 5 3-Pointers	5, Parker Bjorklund, 1/25/24 vs. North Dakota State
Made 6 3-Pointers	6, Kendall Blue, 11/19/23 vs. Portland State
Made 7 3-Pointers	7, Riley Miller, 12/3/22 vs. Crown
Made 8 3-Pointers	9, Riley Miller, 11/19/22 vs. Merrimack
Made 9 3-Pointers	9, Riley Miller, 11/19/22 vs. Merrimack
Attempted 10 3-Pointers	10, Parker Bjorklund, 1/25/24 vs. North Dakota State
Attempted 11 3-Pointers	13, Brooks Allen, 2/23/23 vs. North Dakota State
Attempted 12 3-Pointers	13, Brooks Allen, 2/23/23 vs. North Dakota State
Attempted 13 3-Pointers	13, Brooks Allen, 2/23/23 vs. North Dakota State
Shot 100% from 3-point range (At least 5 attempts)	5-5, Taylor Montero, 1/13/16 at Saint John's

FREE THROWS

Made 10 Free Throws	10, Andrew Rohde, 2/2/23 vs. Omaha
Made 11 Free Throws	11, Anders Nelson, 1/6/20 at Hamline
Made 12 Free Throws	12, Anders Nelson, 1/12/19 at Augsburg
Made 13 Free Throws	13, Alex Healy, 2/1/10 at Saint Mary's (Minn.)
Attempted 15 Free Throws	15, Anders Nelson, 1/6/20 at Hamline
Attempted 16 Free Throws	16, Ryan Boll, 3/3/17 at Augustana (Ill.)
Attempted 17 Free Throws	21, Brent Longval, 1991-92 vs. Bethel
Perfect at free throw line (Min. 10 attempts)	10-10, Andrew Rohde, 2/2/23 vs. Omaha

REBOUNDS

Had 10 Rebounds	11, Kendall Blue, 2/29/24 vs. Omaha
Had 15 Rebounds	15, Ryan Boll, 11/17/17 at Dickinson
Had 16 Rebounds	16, Ryan Saarela, 1/13/16 at Saint John's
Had 19 Rebounds	19, Tommy Hannon, 1/5/11 vs. Carleton

REBOUNDS (cont'd)

Had 20 Rebounds	27, Bob Rosier, 1974 vs. Coe
Had 5 Offensive Rebounds	5, Parker Bjorklund, 3/6/23 vs. Oral Roberts
Had 6 Offensive Rebounds	6, Parker Bjorklund, 12/29/21 vs. North Central

ASSISTS

Had 10 Assists	11, Anders Nelson, 3/1/19 vs. UW-La Crosse
Had 12 Assists	12, John Veil, 1/4/17 at Bethel
Had 14 Assists	14, Paige Piper, 1971-72 vs. Mayville State
Had 5 Assists and 0 Turnovers	5-0, Dom Martinelli, 12/21/23 vs. UW-River Falls
Had 10 Assists and 0 Turnovers	N/A
Had an Assist-to-Turnover Ratio of at least 10:0 (Min. 10 assists)	11:1, Anders Nelson, 3/1/19 vs. UW-La Crosse

STEALS

Had 5 Steals	5, Andrew Rohde, 2/23/23 vs. North Dakota State
Had 7 Steals	9, Karnell James, 1994-95 vs. Luther
Had 8 Steals	9, Karnell James, 1994-95 vs. Luther

BLOCKED SHOTS

Had 5 Blocked Shots	10, Connor Bair, 11/30/18 vs. UW-River Falls
Had 6 Blocked Shots	10, Connor Bair, 11/30/18 vs. UW-River Falls
Had 7 Blocked Shots	10, Connor Bair, 11/30/18 vs. UW-River Falls

TURNOVERS

Committed 6 Turnovers	6, Raheem Anthony, 12/6/23 vs. Milwaukee
Committed 7 Turnovers	N/A

MISCELLANEOUS

Recorded 20 Points and 10 Rebounds	21p/12r, Parker Bjorklund, 11/10/23 vs. Idaho State
Recorded 25 Points and 15 Rebounds	N/A
Recorded a Double-Double	13p/11r, Kendall Blue, 2/29/24 vs. Omaha

TEAM

POINTS	
Scored 90 or more points	104, 12/21/23 vs. UW-River Falls
Scored 90 or more points in regulation	104, 12/21/23 vs. UW-River Falls
Scored 95 or more points in regulation	104, 12/21/23 vs. UW-River Falls
Scored 100 or more points	104, 12/21/23 vs. UW-River Falls
Scored 100 or more points in regulation	104, 12/21/23 vs. UW-River Falls
Scored 50 points or less	50, 2/17/18 vs. Saint John's
Scored 45 points or less	44, 1/21/06 at Carleton
Scored 40 points or less	36, 3/1/03 vs. Gustavus Adolphus

FIELD GOALS

Made 30 Field Goals	33, 3/2/24 vs. Denver
Made 35 Field Goals	41, 12/21/23 vs. UW-River Falls
Made 40 Field Goals	41, 12/21/23 vs. UW-River Falls
Made 45 Field Goals	45, 1/31/18 vs. Macalaster
Attempted 60 Field Goals	61, 2/10/24 at Denver
Attempted 65 Field Goals	67, 1/18/24 at South Dakota
Attempted 70 Field Goals	72, 12/21/23 vs. UW-River Falls
Attempted 75 Field Goals	75, 3/6/23 vs. Oral Roberts
Shot 55% from field	.611 (33-54), 3/2/24 vs. Denver
Shot 60% from field	.611 (33-54), 3/2/24 vs. Denver
Shot 65% from field	.659 (29-44), 1/20/16 vs. State Olaf

3-POINTERS

Made 10 3-Pointers	11, 3/10/24 vs. North Dakota State
Made 15 3-Pointers	15, 1/3/24 at Idaho
Made 20 3-Pointers	22, 12/29/21 vs. North Central
Attempted 25 3-Pointers	36, 1/18/24 at South Dakota
Attempted 30 3-Pointers	36, 1/18/24 at South Dakota
Attempted 40 3-Pointers	46, 2/23/23 at North Dakota State
Attempted 50 3-Pointers	54, 12/29/21 vs. North Central
Shot 55% from 3-Point Range (Min. 15 Attempts)	.556 (10-18), 3/2/24 vs. Denver
Shot 60% from 3-Point Range (Min. 15 Attempts)	.600 (15-25), 11/19/23 vs. Portland State
Shot 70% from 3-Point Range (Min. 15 Attempts)	.733 (11-15), 1/5/13 vs. Augsburg

FREE THROWS

Made 20 Free Throws	24, 12/6/23 vs. Milwaukee
Made 25 Free Throws	27, 2/2/23 vs. Omaha
Made 30 Free Throws	32, 3/5/16 vs. Hamline
Attempted 35 Free Throws	37, 3/5/16 vs. Elmhurst
Attempted 40 Free Throws	48, 1/18/10 vs. Hamline

REBOUNDING

Totaled 45 or more rebounds	46, 11/12/23 vs. North Central
Totaled 50 or more rebounds	51, 1/31/18 vs. Macalaster
Totaled 60 or more rebounds	61, 1/3/18 at Macalaster
Totaled 15 or more offensive rebounds	16, 3/6/23 vs. Oral Roberts
Totaled 20 or more offensive rebounds	20, 1/23/16 at Carleton
Had 10 or more rebounds than its opponent	40-24, 12/21/23 vs. UW-River Falls
Had 15 or more rebounds than its opponent	40-24, 12/21/23 vs. UW-River Falls
Had 20 or more rebounds than its opponent	41-19, 11/29/22 vs. North Central
Had 25 or more rebounds than its opponent	46-20, 12/8/18 vs. Carleton

ASSISTS

Had 20 assists	20, 3/2/24 vs. Denver
Had 25 assists	29, 12/21/23 vs. UW-River Falls
Had 30 assists	34, 1/31/18 vs. Macalaster

STEALS

Had 10 Steals	10, 2/17/24 vs. South Dakota
Had 15 Steals	15, 1/22/20 at Macalaster

BLOCKED SHOTS

Had 5 blocked shots	5, 2/8/24 vs. Oral Roberts
Had 7 blocked shots	7, 2/18/23 vs. Western Illinois
Had 10 blocked shots	13, 11/30/18 vs. UW-River Falls
Had 13 blocked shots	13, 11/30/18 vs. UW-River Falls

MISCELLANEOUS

Played an overtime game	1/18/24 at South Dakota, L, 74-73
Played two overtimes	11/19/11 at Pomona-Pitzer, W 92-79 (2OT) 1/12/19 at Augsburg, W 112-105 (3OT)
Played three overtimes	1/12/19 at Augsburg, W 112-105
Won five consecutive games	6, 12/17/23-1/6/24
Won 10 consecutive games	13, 1/15/20-2/27/20
Won 15 consecutive games	21, 11/17/18-2/6/19
Won 20 consecutive games	21, 11/17/18-2/6/19
Won five consecutive home games	9, 2/11/23-1/6/24
Won 10 consecutive home games	11, 2/26/22-1/26/23

SUMMIT LEAGUE CHAMPIONSHIP - SEMIFINAL : ST. THOMAS vs SOUTH DAKOTA STATE

2023-24 MEN'S BASKETBALL MEDIA INFORMATION

CREDENTIAL REQUESTS

Credential and media requests for the 2023-24 men's basketball season will be coordinated through the St. Thomas Athletic Communications department. Please contact Collin Boyles, Associate Director of Athletic Communications, with any requests throughout the 2023-24 season. Credential requests can also be made on St. Thomas official athletics website, www.tommiesports.com. Those requests will be addressed on a first come, first serve basis. During games, credentials must be visible.

INTERVIEW REQUESTS

Interview requests for head coach Johnny Tauer, assistant coaches and student-athletes must be made through Collin Boyles, Associate Director of Athletic Communications. Coaches and student-athletes may be available before or after practices during the week, leading up to games. Please contact the Associate Director of Athletic Communications for the most up to date practice schedule.

MEDIA PARKING

Media parking for St. Thomas Men's Basketball is located in Lot B north of Schoenecker Arena, which is accessed off Selby Ave. Please contact Collin Boyles with any questions.

ON-COURT PHOTOGRAPHY / VIDEO ACCESS

Moving forward, the University of St. Thomas Athletics will require an additional wristband for on court access for photographers and videographers. To make this request, please email Collin Boyles, Associate Director of Athletic Communications, or fill out the On Court Photography Request form on tommiesports.com. Failure to do so will result in being denied on court access during an event.

During the game, photographers and videographers will be allowed in four designated areas opposite the team benches. Individuals must check in with Athletic Communications staff prior to games to sign up for zones. Failure to stay within these boundaries will result in dismissal from the contest and potentially injury. The University of St. Thomas, its athletic department and the men's basketball team are not responsible for any injuries sustained by humans during events and are not responsible for any damages to equipment.

GAME DAY MEDIA WILL CALL

Media credentials and on court wristbands will be available at the Media Check In Table, located just inside the main entrance to the AARC. Media check in will open one hour before tipoff and close at halftime. Failure to pick up a credential/wristband will result in denial of press box and on court access.

POSTGAME INTERVIEW AVAILABILITY

There will be a postgame press conference following all men's basketball home contests. It will begin approximately 10-15 minutes following the conclusion of the game and will feature head coach Johnny Tauer and up to two student-athletes. If further interviews are needed, please coordinate with Collin Boyles.

VISITING RADIO

An area for visiting team radio is available at the mezzanine level (third floor) of Schoenecker Arena. There is one space available at the scorer's table next to the visiting team bench for visiting Athletic Communications Staff, along with additional seating in the mezzanine area. Please contact Collin Boyles for more information.

St. Thomas Athletic Communications Staff**Kelsey Whaley**


Director of Athletic Communications
Primary Contact: Football, Women's Basketball, Swim and Dive
Email: kelsey.whaley@stthomas.edu
Cell: 507-458-2738

**Collin Boyles**

Associate Director of Athletic Communications
Primary Contact: Volleyball, Men's Basketball, Cross Country, Track and Field
Email: collin.boyles@stthomas.edu

**Tony Pasquesi**

Assistant Director of Athletic Communications
Primary Contact: Women's Soccer, Men's Hockey, Men's Golf, Women's Golf, Softball
Email: tony.pasquesi@stthomas.edu

**Anna Solheim**

Assistant Director of Athletic Communications
Primary Contact: Men's Soccer, Women's Hockey, Baseball, Tennis
Email: anna.solheim@stthomas.edu

St. Thomas Athletic Communications Department

Phone: 651-962-7946

Mailing Address:

2115 Summit Ave
St. Paul, MN, 55105-1048

St. Thomas Athletics Branding and Logo Requests

The University of St. Thomas Branding Guide is available for download on the Athletic Communications page at www.tommiesports.com. Logo requests can be made through the Athletic Communications and/or Marketing and Branding Offices. Please contact Kelsey Whaley, Director of Athletic Communications, or Mike Gallagher, Director of Branding, Digital Content and Production, for more information.

SUMMIT LEAGUE CHAMPIONSHIP - SEMIFINAL : ST. THOMAS vs SOUTH DAKOTA STATE

QUICK FACTS

The Basics

Location: Saint Paul, Minnesota**Founded:** 1885**President:** Dr. Robert Vischer**Undergraduate Enrollment:** 9,878**National Affiliation:** NCAA Division I**Conference:** The Summit League**Vice President, Director of Athletics:** Dr. Phil Esten**Colors:** Purple, Gray and White**Nickname:** Tommies**Mascot:** Tommie the Tomcat

Men's Basketball History

First Year of Intercollegiate Men's Basketball: 1904-05**Overall Season of Men's Basketball:** 115th**Division I Season:** 3rd**All-Time Record:** 1,772-909**All-Time Division I Record:** 49-46**All-Time Summit League Record:** 22-30**Conference Titles:** 34*

(1923-24, 1945-46, 1948-49, 1965-66, 1966-67, 1969-70, 1970-71, 1971-72, 1972-73, 1973-74, 1980-81, 1988-89, 1989-90, 1990-91, 1991-92, 1993-94, 1994-95, 1999-2000, 2001-02, 2002-03, 2005-06, 2006-07, 2007-08, 2008-09, 2009-10, 2010-11, 2011-12, 2012-13, 2013-14, 2014-15, 2015-16, 2016-17, 2018-19, 2019-20)

Division I Conference Titles: 0**NCAA Championships:** 2* (2010-11, 2015-16)**NCAA Tournament Appearances:** 19* (31-18 record)

(1989-90, 1992-93, 1993-94, 1994-95, 1999-2000, 2001-02, 2005-06, 2006-07, 2007-08, 2008-09, 2009-10, 2010-11, 2011-12, 2012-13, 2013-14, 2014-15, 2015-16, 2016-17, 2018-19)

*Includes Division III/MIAC games and titles

Team Information

2022-23 Overall Record: 19-14**2022-23 Summit League Record (Finish):** 9-9 (5th Place)**2022-23 Home Record:** 12-2**2022-23 Road Record:** 4-11**Letterwinners Returning:****Sophomores:** 2**Juniors:** 2**Seniors/5th Years:** 4/2**Newcomers/Transfers:** 3/1**Top Returners (2022-23 Stats):**

Parker Bjorklund (Gr., F, 26 GP, 15.1 PPG, 5.5 RPG, 49.5 FG%)

Brooks Allen (Gr., F, 33 GP, 8.8 PPG, 4.3 RPG, 75 assists, 39 steals)

Kendall Blue (So., G, 33 GP, 7.4 PPG, 3.2 RPG, 49 assists, 42.7 FG%)

Ahjany Lee (So., F, 32 GP, 5.2 PPG, 4.3 RPG, 23 blocks, 49.6 FG%)

QUICK FACTS

Coaching Staff

Head Coach: Johnny Tauer (13th Season; 267-96 overall, 267-96 St. Thomas)**Associate Head Coach:** Mike Maker (3rd Season)**Assistant Coaches:** Cameron Rundles (3rd Season), Kenneth Lowe (2nd Season)

Support Staff

Director of Operations: Josh Rodenbiker (9th Season)**Special Assistant to the Head Coach:** Dennis Harrington (2nd Season)**Associate Director of Athletic Communications:** Collin Boyles**Associate Director of Academic Support Services for Athletics:** Keturah Cox**Assistant Director of Strength and Conditioning:** Alli Barthel**Athletic Trainer:** Abi Sasore**Mental Health and Performance:** Chrissy Holm**Equipment Manager:** Kevin Zack, Jamaal Baribeau

Men's Basketball Social Media

X: @TommieMBBball**Instagram:** @tommiehoops**Men's Basketball Website:** www.tommiesports.com/sports/mbball**Hashtag:** #RollToms**Streaming:** The Summit League Network**Tickets:** www.tommiesports.com/tickets

Roster Breakdown

Roster by Position: Guard (9), Forward (6)**Roster by Class:** Freshman (4), Sophomore (2), Junior (2), Senior (4), Graduate (3)**Roster by U.S. State:** Minnesota (10), Illinois (4), Wisconsin (1)

Men's Basketball Facility Fast Facts

Arena: Schoenecker Arena**Year Opened:** 2010**Seating Capacity:** 1,800**Surface:** Parquet-Style Maplewood**Record in Arena:** 149-30

SUMMIT LEAGUE CHAMPIONSHIP - SEMIFINAL : ST. THOMAS vs SOUTH DAKOTA STATE



1 - Kendall Blue



2 - Ben Nau



3 - Hayden Tibbits



4 - Brooks Allen



5 - Parker Bjorklund



11 - Drake Dobbs



12 - Ryan Dufault



13 - Ahjany Lee



14 - Adam Tauer



20 - Courtney Brown Jr.



21 - Ben Oosterbaan



24 - Raheem Anthony



32 - Dom Martinelli



33 - Bennett Kwiecinski



35 - Carter Bjerke

2023-24 NUMERICAL ROSTER

No.	NAME	POS.	HT.	WT.	YR.	HOMETOWN / HIGH SCHOOL / PREVIOUS
1	KENDALL BLUE	G	6-6	190	SD.	WOODBURY, MINN. / EAST RIDGE
2	BEN NAU	G	6-2	190	JR.	BROOKFIELD, WIS. / BROOKFIELD CENTRAL
3	HAYDEN TIBBITS	G	5-11	165	FR.	MEDINA, MINN. / WAYZATA
4	BROOKS ALLEN	F	6-7	210	GR.	SHAKOPEE, MINN. / SHAKOPEE
5	PARKER BJORKLUND	F	6-6	200	GR.	CHASKA, MINN. / CHASKA
11	DRAKE DOBBS	G	6-2	175	SR.	EDEN PRAIRIE, MINN. / EDEN PRAIRIE / LIBERTY
12	RYAN DUFAULT	G	6-0	185	JR.	WASECA, MINN. / WASECA
13	AHJANY LEE	F	6-9	215	SD.	BYRON, MINN. / TOTINO-GRACE
14	ADAM TAUER	G	6-3	175	FR.	ST. PAUL, MINN. / CRETIN-DERHAM HALL
20	COURTNEY BROWN JR.	F	6-7	215	SR.	COTTAGE GROVE, MINN. / EAST RIDGE / MILWAUKEE
21	BEN OOSTERBAAN	G	6-6	195	FR.	HINSDALE, MINN. / HINSDALE CENTRAL
24	RAHEEM ANTHONY	G	6-4	220	GR.	CHICAGO, ILL. / DEPAUL COLLEGE PREP / SAINT MARY'S (MN)
32	DOM MARTINELLI	G	6-4	195	SR.	GLENVIEW, ILL. / GLENBROOK SOUTH / NORTHWESTERN
33	BENNETT KWIECINSKI	F	6-9	205	SR.	CHICAGO, ILL. / LOYOLA ACADEMY / SIENA
35	CARTER BJERKE	F	6-9	250	RS-FR.	PLYMOUTH, MINN. / WAYZATA

PRONUNCIATION GUIDE

2	Ben NAU	NOW
5	Parker BJORKLUND	b-YORK-lund
12	Ryan DUFAULT	DO-fault
13	AHJANY Lee	uh-JOHN-ee
14	Adam TAUER	tower
21	Ben OOSTERBAAN	OH-stir-BON
33	Bennett KWIECINSKI	qui-ZIN-ski
35	Carter BJERKE	b-YER-kee

Johnny TAUER	tower
Josh RODENBIKER	ROW-den-BYE-kerr



Audio recordings, including name, position and hometown, are included in student-athlete bios. For access, visit tommiesports.com/sports/mbball/roster or scan the QR code.

LEE & PENNY ANDERSON ARENA



The Lee and Penny Anderson Arena will be the new home for Tommie Men's and Women's Basketball. Located on the University's South Campus in St. Paul, the arena will also include state-of-the-art practice facilities. The Lee & Penny Anderson Arena is scheduled to open in fall 2025.



A \$75-million gift from Lee and Penny Anderson surpasses a previous \$60-million donation made by the Andersons in 2007 for the construction of the Anderson Student Center, Anderson Athletic & Recreation Center, and Anderson Parking Facility. At that time, the gift was the largest-ever single donation made to any university in Minnesota. In addition to being the largest gift in St. Thomas' 138-year history, this latest donation is the ninth-largest gift to college athletics nationally.

In total, the Andersons have donated nearly \$140 million – including multiple gifts to scholarships and in support for veterans resources – to the mission-driven, Catholic university. Lee and Penny Anderson's most recent contribution to the University of St. Thomas has launched the campaign for the Lee & Penny Anderson Arena.



SUMMIT LEAGUE CHAMPIONSHIP - SEMIFINAL : ST. THOMAS vs SOUTH DAKOTA STATE



The Tauer File

Johnny Tauer built a elite Division III program over his first 10 seasons, and now he's busy leading his program's historic transition into Division I basketball.

Tauer, who is on pace to coach his 350th game with the Tommies this season, is entering his 13th year as head coach of St. Thomas men's basketball team in 2023-24. That puts him first in tenure among the nine Summit League head coaches at their schools, and in the top 50 for longevity in their current role among all D-I men's basketball coaches.

An elite group welcomed Tauer into the mix following his 250th win Nov. 19, 2023 against Portland State. Not only did he become the fastest in program history to reach 250 career wins, but he also became one of five active head coaches among all of NCAA to reach the milestone with a winning percentage of at least .740, all at one school.

Tauer's basketball playing success here from 1991-95 led to his induction into the Tommie Athletics Hall of Fame. He joins Tommie women's hoops head coach Ruth Sinn to put St. Thomas on a short list of only five D-I institutions that feature alumni in both of their basketball head coaching roles.

Tauer's Tommies took a big step forward during the 2022-23 season. In moving from 10 wins in season one to 19 victories last season, the Purple had a strong finish to the season that included the program's first NCAA Division I postseason victory. After entering the 2022-23 season picked to finish eighth in the Summit League Preseason Coaches' Poll, Tauer led the Tommies to a fourth place finish and a run to the semifinals of the league's postseason tournament. The Purple nearly doubled their win total from the previous season, finishing with a 19-14 record overall and a 9-9 mark in the Summit League. Additionally, St. Thomas went 12-2 at Schoenecker Arena to rank among the top 25 percent of NCAA D-I teams in home win percentage.

The Toms' national rating by Ken Pom improved 102 spots from 305 at the end of 2021-22 to 203 at the end of 2022-23, in the top six-percent of improvement among all D-I MBB programs. Tauer's squad took 30-win Oral Roberts to the wire in the Summit League playoff semifinals, losing 70-65. The Purple beat eight of the Summit League opponents at least once. They also took a road victory at 21-win UW-Milwaukee; beat 20-win Troy; and split with 19-win South Dakota State. The Toms also beat an 18-win Merrimack team that won its conference championship. They played two Power 5 teams on the road: Against nationally-ranked Creighton, a 21-win team thus far, the Purple played the Bluejays even for 30 minutes before losing by 12. The Toms also lost to a 17-win Utah team. A quick comparison with other recent reclassifying universities provides more good signs for the Tommies. Of the 50 schools to reclassify into D-I over the last 25 years, in men's basketball, St. Thomas has the second-best improvement from year one to year two – plus-9 wins (10-20 to 19-14).

Tauer coached two 2022-23 All-Summit League honorees in Andrew Rohde and Parker Bjorklund. Rohde also was named the Freshman of the Year and made the All-Summit League Newcomer Team. From year one to year two of the NCAA Division I era, Tauer and the Tommies improved by six conference wins, had a plus-five point scoring margin, doubled its block total, and improved its 3-point field goal defense in conference play by nearly 10 percent. St. Thomas' first postseason victory of the D-I era came in a 67-60 win over Western Illinois during the quarterfinal round of the Summit League Championships.

Twice named a Division III National Coach of the Year, in 2013 by Basketball Times, and in 2016 by both the National Basketball Coaches' Association and by D3 News, Tauer has also received five West Region Coach of the Year honors and five MIAC Coach of the Year Awards. Among Division III men's coaches, he was the second fastest in history to 200 victories and is believed to have won more games in his first five seasons than any coach in Division III history. His .813 win percentage through 2021 ranked first among active Division III coaches, and in the top five among all active NCAA men's coaches. He was the first MIAC coach to sweep conference and playoff championships in each of his first two seasons as head coach. He's also the lone conference individual, and one of a small number of coaches nationally, to have played in, been an assistant coach, and been a head coach at the Division III Final Four. In addition, he is the first MIAC coach to win regular-season titles in each of his first six seasons.

Prior to being named the head coach at St. Thomas, Tauer was an assistant coach for 11 years. An All-MIAC and Academic All-America Tommie player in the 1990s, Tauer is in his 27th season with Tommie basketball. During his time as an assistant coach, he ran the St. Thomas defense for two seasons (2001-2003) and he has also directed the Tommies' offensive sets. UST's offense during that time has consistently ranked among the best in NCAA basketball in overall offensive efficiency, field-goal percentage, 3-point proficiency, fewest turnovers, and assist-to-turnover ratio.

Tauer was inducted into the St. Thomas Athletic Hall of Fame in 2001. He was an All-MIAC player, first team All-West Region, and Academic All-America, and as a senior led the 1994-95 Toms to a school-record 27-0 start, including an MIAC championship with an unprecedented 20-0 record. Tauer ranks 14th in career scoring (1,219 points) and 15th in career rebounding (482) at St. Thomas, and was the school 3-point leader until 1999-2000. He ranks sixth on the MIAC all-time list for 3-point baskets. He also helped the 1993-94 Toms to a berth in the Division III Final Four.

An NCAA Postgraduate Scholar and Academic All-America honoree, Tauer earned Master's and PhD degrees in Social Psychology at UW-Madison. Tauer returned to campus and joined the St. Thomas faculty in 2000. He is also a tenured member of the faculty, one of the only head college basketball coaches in the nation who also has a doctorate in sport-related psychology. Tauer is a Professor of Psychology where he studies factors that affect academic and athletic motivation. He published a book in 2016 on youth sports, parents, and motivation, titled "Why Less is More for WOSPs (Well-Intentioned, Overinvolved Sports Parents): How to be the best Sports Parent You Can Be," and has also published his work in top academic journals.

Prior to attending St. Thomas, Tauer graduated from Cretin-Derham Hall, where he was named all-state in both basketball and baseball, captain of both sports, and won state championships in baseball (1990) and basketball (1991).

Tauer lives in St. Paul with his sons Jack, Adam, and RQ, his daughter Issa, and his wife Chancey, who co-founded Prodeo Academy, a network of charter schools in the Twin Cities.

SUMMIT LEAGUE CHAMPIONSHIP - SEMIFINAL : ST. THOMAS vs SOUTH DAKOTA STATE

Johnny Tauer St. Thomas Record

Year	Overall Record	Con. Record	Conference Place
2011-12	22-7	16-4	t-1st
2012-13	30-2	19-1	1st
2013-14	22-6	18-2	1st
2014-15	24-4	17-3	1st
2015-16	30-3	18-2	1st
2016-17	19-8	15-5	t-1st
2017-18	14-12	12-8	t-5th
2018-19	24-5	18-2	1st
2019-20	26-3	19-1	t-1st
2020-21	7-0	5-0	1st
2021-22	10-20	4-14	t-8th
2022-23	19-14	9-9	t-4th
2023-24	20-12	9-7	-
Total	267-96 (.736)	179-58 (.755)	

Johnny Tauer By the Numbers

- 2016 NCAA Division III National Champion
- 2016 NABC Division III Coach of the Year
- 2013, 2016 Basketball Times' Division III National Coach of the Year
- 2001 Tommie Athletic Hall of Fame Inductee
- 2x NCAA Division III Final Four Appearances
2012-13, 2015-16
- 7x NCAA Division III Tournament Qualifier
2011-12, 2012-13, 2013-14, 2014-15, 2015-16, 2016-17, 2018-19
- 5x MIAC Coach of the Year
2012-13, 2014-15, 2015-16, 2018-19, 2019-20
- 3x MIAC Tournament Champion
2011-12, 2012-13, 2014-15
- 2x NABC West District Coach of the Year
2012-13, 2015-16
- 8x MIAC Regular Season Champion
2011-12, 2012-13, 2013-14, 2014-15, 2015-16, 2016-17, 2018-19, 2019-20

JOINING ELITE COMPANY

Johnny Tauer is one of seven active head coaches among all of NCAA with at least 250 career wins and a .736 winning percentage at one program.

ACTIVE WIN TOTAL/WIN PERCENTAGE

Mark Few	Gonzaga	712	.835
Tom Brown	West Texas A&M	262	.814
Ben McCollum	Northwest Mo. State	389	.812
Joe Lombardi	Indiana (PA)	417	.777
Jeff Young	Walsh	458	.760
Mitch Oliver	Albertus Magnus	331	.740
Johnny Tauer	St. Thomas	265	.735

Tauer is also one of 15 active head coaches with at least 250 career wins with a .736 winning percentage at any program.

Since taking over as head coach in 2011, Tauer has averaged 20.5 wins per season heading into 2023-24. He is the fastest to reach 250 career wins in program history, joining Steve Fritz (594-246) and Tom Feely (417-269). Tauer was a senior with Tommie Basketball when Fritz reached the 250-milestone in 1995 and Fritz was a senior for the program when Feely reached the milestone in 1970-71.



Assistant Coaches



MIKE MAKER

Associate Head Coach | 3rd Season

- Joined the St. Thomas coaching staff in spring 2021
- Over 30 years of coaching experience with 935 games as a men's basketball coach since 1988
- Served as head coach at Division I Marist College (2014-18) and Division III Williams College (2008-14)
- Led Williams College to two NCAA DIII runner-up finishes (2010, 2014), Final Four (2011) and an Elite Eight (2013)
- Program record .821 winning percentage (147-32) at Williams
- Led Williams to two conference regular season titles and one tournament title
- Assistant coach at Creighton (2007-08), West Virginia (2007-05), Samford (2002-05) and Dartmouth (1991-2002)
- 1988 graduate of California Baptist and 1990 graduate of Azusa Pacific



CAMERON RUNDLES

Assistant Coach | 3rd Season

- Joined the Tommies in summer 2021
- Played 10 seasons professionally overseas
- Assistant coach at Wofford (2012-13)
- Played at Montana (2006-08) and Wofford (2008-11)
- Led Wofford to two NCAA DI Tournament appearances
- 2011 All-SoCon Third Team selection and 2010, 2011 SoCon All-Tournament Team selection
- 2007 Big Sky Freshman of the Year
- All-State selection in basketball and football at Minneapolis DeLaSalle High School



KENNETH LOWE

Assistant Coach | 2nd Season

- Joined the Tommies coaching staff in summer 2022
- Assistant coach at Miami (OH) (2017-22) and Purdue (2013-17)
- Played 9 seasons professionally overseas
- Led team (Pyrinto) to back-to-back Finnish League Championship and 2012 Gold Medal Cup
- Two-time Big Ten Defensive Player of the Year (2003, 2004)
- Two-time All-Big Ten (2003, 2004)
- Ranks 2nd all-time at Purdue in FT% (.864) and 46th in scoring (1,079)
- 2004 graduate of Purdue



JOSH RODENBIKER

Director of Operations | 9th Season

- Joined the Tommies in 2015
- Promoted to Director of Operations in 2021
- Played two seasons for St. Thomas' junior varsity men's basketball team
- Served as a student assistant during final two years as a student at St. Thomas
- Organized national and international trips for Tommie men's basketball along with schedules for multiple seasons
- Oversees student managers and serves as coordinator for recruit visits and trips
- 2015 graduate of St. Thomas in psychology

Support Staff



Dennis Harrington
Special Assistant to
the Head Coach



Alli Barthel
Associate Director of
Strength & Conditioning



Abi Sasore
Athletic Trainer



Jamaal Baribeau
Director of Equipment



Kevin Zack
Equipment Management



Collin Boyles
Associate Director of
Athletic Communications

Voice of the Tommies

The voice of St. Thomas men's basketball and football, Corbu Stathes took to the airwaves in 2021 as the official voice of Tommie Athletics. He joined St. Thomas after 14 seasons broadcasting Gophers women's basketball and also served as the play-by-play voice for Gopher volleyball and the St. Paul Saints prior to his time with the Tommies.

In addition to his broadcasting duties, Stathes also hosts the Tommie Talks Podcast. The podcast not only previews the weekend ahead for St. Thomas Athletics but also gives fans an inside view of the life of a Tommie student-athletes. Listen to the latest episode at www.tommiesports.com.



Corbu Stathes
Voice of Tommie Athletics
Play-by-play: St. Thomas Men's Basketball/Football
Host of Tommie Talks Podcast

SUMMIT LEAGUE CHAMPIONSHIP - SEMIFINAL : ST. THOMAS vs SOUTH DAKOTA STATE

2023-24 SEASON STATISTICS

Game Records

Record	Overall	Home	Away	Neutral
ALL GAMES	20-12	12-2	6-9	2-1
CONFERENCE	9-7	6-2	3-5	0-0
NON-CONFERENCE	11-5	6-0	3-4	2-1

Score by Periods

Team	1st	2nd	OT	TOT
St. Thomas (MN)	1149	1199	5	2353
Opponents	956	1119	6	2081

Team Box Score

No.	Player				Total		3-Point		F-Throw		Rebounds											
		GP-GS	MIN	AVG	FG-FGA	FG%	3FG-3FGA	3FG%	FT-FTA	FT%	OFF	DEF	TOT	AVG	PF	DQ	A	TO	BLK	STL	PTS	AVG
5	BJORKLUND, Parker	32-32	791:37	24.7	164-344	.477	34-109	.312	65-90	.722	37	113	150	4.7	56	0	39	37	8	27	427	13.3
24	ANTHONY, Raheem	31-31	909:15	29.3	123-249	.494	35-76	.461	94-130	.723	40	105	145	4.7	55	0	100	78	4	44	375	12.1
1	BLUE, Kendall	32-32	897:12	28.0	128-258	.496	39-120	.325	43-65	.662	13	117	130	4.1	36	0	52	32	10	25	338	10.6
11	DOBBS, Drake	32-32	970:48	30.3	101-218	.463	37-116	.319	70-82	.854	7	55	62	1.9	50	1	80	25	5	21	309	9.7
4	ALLEN, Brooks	32-32	880:07	27.5	76-186	.409	43-115	.374	22-34	.647	23	91	114	3.6	49	0	53	21	13	31	217	6.8
35	BJERKE, Carter	32-0	403:52	12.6	67-130	.515	47-100	.470	8-11	.727	12	36	48	1.5	52	0	16	15	4	4	189	5.9
2	NAU, Ben	32-1	575:19	18.0	50-135	.370	45-122	.369	6-11	.545	8	40	48	1.5	78	3	29	18	3	18	151	4.7
12	DUFAULT, Ryan	32-0	356:42	11.1	62-100	.620	2-9	.222	19-25	.760	9	49	58	1.8	50	1	39	17	2	18	145	4.5
13	LEE, Ahjany	32-0	421:55	13.2	46-91	.505	7-19	.368	30-41	.732	30	64	94	2.9	60	1	22	15	18	7	129	4.0
32	MARTINELLI, Dom	20-0	144:34	7.2	16-43	.372	3-12	.250	12-13	.923	8	11	19	1.0	4	0	11	8	0	1	47	2.4
33	KWIECINSKI, Bennett	9-0	39:03	4.3	6-11	.545	0-0	.000	4-8	.500	7	2	9	1.0	7	0	1	4	1	2	16	1.8
20	BROWN JR., Courtney	8-0	34:36	4.3	3-7	.429	0-2	.000	4-6	.667	2	1	3	0.4	7	0	0	1	2	0	10	1.3
Team											50	64	114					21				
Total		32	6425		842-1772	.475	292-800	.365	377-516	.731	246	748	994	31.1	504	6	442	292	70	198	2353	73.5
Opponents		32	6425		756-1690	.447	216-657	.329	353-489	.722	254	741	995	31.1	518	9	371	386	77	159	2081	65.0

Team Statistics

	UST	OPP
Scoring	2353	2081
Points per game	73.5	65.0
Scoring margin	+8.5	-
Field goals-att	842-1772	756-1690
Field goal pct	.475	.447
3 point fg-att	292-800	216-657
3-point FG pct	.365	.329
3-pt FG made per game	9.1	6.8
Free throws-att	377-516	353-489
Free throw pct	.731	.722
F-Throws made per game	11.8	11.0
Rebounds	994	995
Rebounds per game	31.1	31.1
Rebounding margin	0.0	-
Assists	442	371
Assists per game	13.8	11.6
Turnovers	292	386
Turnovers per game	9.1	12.1
Turnover margin	+2.9	-
Assist/turnover ratio	1.5	1.0
Steals	198	159
Steals per game	6.2	5.0
Blocks	70	77
Blocks per game	2.2	2.4
Winning streak	3	-
Home win streak	4	-
Attendance	18294	41234
Home games-Avg/Game	14-1307	15-2749
Neutral site-Avg/Game	-	3-2585

Team Results

Date	Opponent		Score	Att.
11/06/2023	at California	L	66-71	3066
11/10/2023	Idaho St.	W	54-53	1610
11/12/2023	North Central (MN)	W	100-54	757
11/17/2023	vs Cal Poly	L	60-61	141
11/18/2023	at California Baptist	L	62-66	2034
11/19/2023	vs Portland St.	W	76-70	123
11/25/2023	at Green Bay	L	51-64	1618
12/01/2023	at Western Mich.	W	65-51	1411
12/06/2023	Milwaukee	W	75-71	1316
12/10/2023	at Chicago St.	W	66-50	127
12/14/2023	at Marquette	L	79-84	14950
12/17/2023	Crown (MN)	W	85-66	744
12/21/2023	UW-River Falls	W	104-51	937
12/29/2023	at North Dakota	W	70-45	1637
12/31/2023	Kansas City	W	77-56	1165
01/03/2024	at Idaho	W	75-67	1286
01/06/2024	Sacramento St.	W	63-50	1306
01/11/2024	South Dakota St.	L	80-81	1515
01/13/2024	at Oral Roberts	W	87-76	4652
01/18/2024	at South Dakota	Lot	73-74	1737
01/25/2024	North Dakota St.	W	79-66	1614
01/27/2024	North Dakota	L	64-74	1540
02/01/2024	at Omaha	L	65-69	1747
02/03/2024	at Kansas City	W	71-56	1226
02/08/2024	Oral Roberts	W	85-63	1148
02/10/2024	at Denver	L	77-94	1028
02/17/2024	South Dakota	W	83-80	1509
02/22/2024	at North Dakota St.	L	50-64	1579
02/24/2024	at South Dakota St.	L	72-77	3136
02/29/2024	Omaha	W	88-61	1526
03/02/2024	Denver	W	83-58	1607
03/10/2024	vs North Dakota St.	W	68-58	7491

ST. THOMAS BASKETBALL

SUMMIT LEAGUE CHAMPIONSHIP - SEMIFINAL : ST. THOMAS vs SOUTH DAKOTA STATE

2023-24 GAME BOX SCORES



Official Basketball Box Score - Final
St. Thomas (MN) at California
11/06/23 Haas Pavilion, Berkeley
2023-24 Men's Basketball

Game Time: 6:00 PM
Game Duration: 2:00
Attendance: 3,066



Official Basketball Box Score - Final
Idaho St. at St. Thomas (MN)
11/10/23 Schoenecker Arena, Saint Paul
2023-24 Men's Basketball

Game Time: 7:30 PM
Game Duration: 2:02
Attendance: 1,810

St. Thomas (MN) - 66

Record: 0-1

NO. Name	Min	FG M-A	3P M-A	FT M-A	Rebounds OR DR TOT	Fouls PF FD	TP	AS	TO	ST	Blocks BS BA	+/-
4 Brooks Allen	F 33:13	7-13	3-7	0-0	0 4 4	2 1	17	2	1	1	1	0 2
5 Parker Bjorklund	F 28:54	5-12	1-5	0-0	0 2 2	1 2	11	2	2	0	0 1	-14
1 Kendall Blue	G 23:56	0-2	0-0	0 0	5 5 4	1 1	0	1	2	0	0 0	-8
11 Drake Dobbs	G 35:02	5-8	2-3	2-3	0 0 0	1 3	14	3	1	0	0 1	-8
24 Raheem Anthony	G 18:26	0-1	0-1	0-0	0 1 1	0 1	0	3	2	0	0 0	2
13 Ahjany Lee	10:22	2-3	1-1	0-0	0 2 2	4 1	5	1	0	0	2 0	1
32 Dom Martinelli	22:06	3-6	1-3	0-0	1 0 1	1 2	7	0	1	0	0 0	-4
2 Ben Nau	15:32	2-5	2-5	0-0	1 1 2	2 1	6	1	1	0	0 0	-4
12 Ryan Dufault	04:58	0-0	0-0	0-0	0 1 1	1 1	0	0	0	0	0 0	3
35 Carter Bjerke	07:31	2-3	2-3	0-0	0 0 0	1 0	6	1	1	0	0 0	1
Team					3 2 5	0						
Totals		26-53	12-28	2-3	5 18 23	17 13	66	14	12	1	3 2	-5

Officials: Deron White, Casey McClellan, Tim Marion

Shooting By Period	1st	2nd	3rd	4th	FT	FT%
1st FG%	12-27	44.4%				
3PT%	8-14	57.1%				
FT%	2-3	66.7%				
2nd FG%	14-26	53.8%				
3PT%	4-14	28.6%				
FT%	0-0	0%				
GM FG%	26-53	49.1%				
FT%	12-28	42.9%				
FT%	2-3	66.7%				
Dead Ball Rebounds:	1	0				

California - 71

Record: 1-0

NO. Name	Min	FG M-A	3P M-A	FT M-A	Rebounds OR DR TOT	Fouls PF FD	TP	AS	TO	ST	Blocks BS BA	+/-
14 Grant Newell	F 15:30	3-3	1-1	1-2	0 0 0	0 1	8	0	0	2	0 0	2
00 Fardaws Aimaq	C 29:33	6-10	0-0	4-6	5 6 11	2 4	16	1	1	1	2 2	7
15 Jalen Cone	G 36:59	3-9	2-6	2-2	0 0 0	3 3	10	1	2	0	0 0	3
32 Jalen Celestine	G 31:50	7-10	3-4	4-6	0 4 4	3 4	21	1	1	0	0 0	12
55 Devin Askew	G 31:07	2-7	0-1	5-6	1 4 5	2 3	9	2	2	0	0 0	3
1 Rodney Brown Jr.	11:41	0-2	0-1	0-0	2 0 2	0 1	0	0	0	0	0 0	-2
22 ND Okafor	12:27	1-4	0-0	0-0	0 0 0	1 1	2	0	1	2	0 0	-4
33 Vladimir Pavlovic	18:23	1-2	0-1	0-0	0 2 2	1 0	2	1	1	1	0 0	-1
2 Monty Bowser	12:30	1-2	1-1	0-0	0 3 3	1 0	3	0	0	0	0 0	5
Team					1 3 4	0						
Totals		24-49	7-15	16-22	9 22 31	13 17	71	6	9	6	2 3	5

Technical Fouls:NONE

	UST	Cal
Biggest lead	4 (1 st 18:08)	5 (1 st 7:00)
Best Scoring Run	5 (1 st 9:36)	6 (1 st 14:39)
Lead Changes	15	6
Times Tied	7	0
Time with Lead	13:37	19:35

Points from	UST	Cal
Turnovers	14	12
Paint	28	28
Second Chance	6	6
Fast Breaks	0	11
Bench	24	7

Period by Period Scoring	1st	2nd	TOT
UST	34	32	66
Cal	35	36	71

Idaho St. - 53

Record: 1-1

NO. Name	Min	FG M-A	3P M-A	FT M-A	Rebounds OR DR TOT	Fouls PF FD	TP	AS	TO	ST	Blocks BS BA	+/-
15 Kiree Huie	F 31:50	4-9	0-0	0-0	1 4 5	5 1	8	0	3	0	0 0	-7
21 Isaiah Griffin	F 31:26	6-8	0-0	0-0	1 5 6	4 2	12	1	4	1	0 0	5
25 Brayden Parker	C 25:52	4-6	0-0	0-1	1 5 6	4 2	8	0	4	1	0 0	3
3 Maleek Arington	G 24:07	2-7	0-1	3-4	0 1 1	2 3	7	3	0	2	0 0	4
10 Miguel Tomley	G 32:58	5-8	0-1	1-2	1 3 4	0 3	11	3	1	2	0 0	-1
31 Trent Johnson	30:42	2-8	1-4	0-1	0 1 1	2 3	5	0	2	0	1 1	3
0 Kolton Mitchell	11:45	0-1	0-0	0-0	0 0 0	2 0	0	0	0	1	0 0	-10
13 AJ Burgin	11:20	0-2	0-1	2-2	1 0 1	1 1	2	0	0	0	0 0	-2
Team					3 3 6	0						
Totals		23-49	1-7	6-10	8 22 30	20 15	53	7	14	7	1 1	-1

Technical Fouls:NONE

Shooting By Period	1st	2nd	3rd	4th	FT	FT%
1st FG%	11-26	42.3%				
3PT%	1-4	25.0%				
FT%	3-4	75%				
2nd FG%	12-23	52.2%				
3PT%	0-3	0.0%				
FT%	3-6	50%				
GM FG%	23-49	46.9%				
3PT%	1-7	14.3%				
FT%	6-10	60.0%				
Dead Ball Rebounds:	0	0				

St. Thomas (MN) - 54

Record: 1-1

NO. Name	Min	FG M-A	3P M-A	FT M-A	Rebounds OR DR TOT	Fouls PF FD	TP	AS	TO	ST	Blocks BS BA	+/-
4 Brooks Allen	F 29:19	0-2	0-1	0-0	0 2 2	4 0	0	2	3	1	1 0	-3
5 Parker Bjorklund	F 33:13	9-17	0-0	3-5	4 8 12	0 9	21	1	2	0	0 0	6
1 Kendall Blue	G 32:08	3-6	0-2	1-4	2 2 4	2 3	7	2	2	0	0 0	3
11 Drake Dobbs	G 29:05	1-5	0-3	1-2	0 0 0	2 2	3	1	0	1	0 0	7
24 Raheem Anthony	G 30:38	7-12	1-3	4-5	2 7 9	1 3	19	3	3	1	0 0	8
32 Dom Martinelli	13:52	0-3	0-0	0-0	2 0 2	1 1	0	0	1	0	0 0	-1
13 Ahjany Lee	07:20	0-3	0-0	0-0	3 1 4	3 1	0	0	0	0	0 0	-1
2 Ben Nau	13:27	0-2	0-2	0-0	0 0 0	2 0	0	0	0	0	0 0	-7
35 Carter Bjerke	07:00	0-1	0-1	2-2	0 1 1	0 1	2	0	0	0	0 0	-6
12 Ryan Dufault	03:58	1-3	0-0	0-0	0 0 0	0 0	2	0	0	1	0 0	-5
Team					1 1 2	0						
Totals		21-54	1-12	11-18	14 22 36	15 20	54	9	11	4	1 1	1

Technical Fouls:NONE

	ISU	UST
Biggest lead	9 (1 st 4:27)	7 (2 nd 17:48)
Best Scoring Run	7 (1 st 4:27)	15 (2 nd 17:48)
Lead Changes	9	4
Times Tied	4	0
Time with Lead	22:35	14:09

Points from	ISU	UST
Turnovers	6	12
Paint	44	38
Second Chance	12	8
Fast Breaks	6	8
Bench	7	4

Period by Period Scoring	1st	2nd	TOT
ISU	26	27	53
UST	27	27	54



Official Basketball Box Score - Final
North Central (MN) at St. Thomas (MN)
11/12/23 Schoenecker Arena, Saint Paul
2023-24 Men's Basketball

Game Time: 4:00 PM
Game Duration: 1:40
Attendance: 757



Official Basketball Box Score - Final
Cal Poly at St. Thomas (MN)
11/17/23 CBU Events Center, Riverside
2023-24 Men's Basketball

Game Time: 4:30 PM
Game Duration: 1:52
Attendance: 14

North Central (MN) - 54

Record: 0-2

NO. Name	Min	FG M-A	3P M-A	FT M-A	Rebounds OR DR TOT	Fouls PF FD	TP	AS	TO	ST	Blocks BS BA	+/-
22 Cameron Thomas	F 22:38	2-6	0-2	2-2	1 1 2	3 2	6	1	2	0	1 0	-30
30 Nik Feller	F 22:30	2-8	1-6	1-2	0 2 2	2 1	6	0	1	1	0 1	-39
4 Tanner Holtman	G 16:44	2-6	1-3	0-0	1 0 1	0 1	5	1	1	2	0 0	-24
11 Carmello McNeal	G 20:31	2-7	0-1	1-2	0 0 0	2 3	5	2	1	0	1 0	-30
14 Ja'Shon Simpson	G 15:30	0-1	0-0	0-0	0 2 2	2 0	0	0	1	0	0 0	-19
3 Carrington McNeal	17:11	2-7	1-2	1-2	1 3 4	3 1	6	1	1	0	0 0	-19
20 Jack Courneya	14:30	3-7	0-3	0-1	1 3 4	4 1	6	0	2	0	0 1	-25
5 Remy Wedgeworth-Brown	11:15	0-2	0-1	0-0	0 1 1	1 2	0	2	1	0	0 0	-20
10 Chris Orsello	12:37	0-1	0-0	0-0	0 2 2	1 0	0	0	3	0	1 0	-12
21 Tyler VanEtten	12:04	3-4	1-2	0-0	1 1 2	2 2	7	2	0	1	0 0	-3
2 Jayden Livingston	10:53	1-3	0-1	0-1	1 3 4	1 1	2	0	1	0	0 0	-9
22 Keryon Davis	10:22	2-2	0-0	0-0	0 1 1	0 0	4	2	2	1	0 0	3
31 Braden Barger	09:48	3-6	0-0	1-2	0 2 2	0 1	7	1	0	0	0 1	1
23 Steven Colon	03:27	0-0	0-0	0-0	0 0 0	0 1	0	1	1	0	0 0	6
Team					2 1 3	0						
Totals		22-60	4-21	6-14	8 22 30	21 16	54	16	14	6	2 3	-46

Technical Fouls:NONE

St. Thomas (MN) - 100

Record: 2-1

NO. Name	Min	FG M-A	3P M-A	FT M-A	Rebounds OR DR TOT	Fouls PF FD	TP	AS	TO	ST	Blocks BS BA	+/-
4 Brooks Allen	F 17:38	2-3	1-2	2-3	0 5 5	0 3	7	2	0	1	0 0	39
5 Parker Bjorklund	F 16:36	4-5	1-2	0-0	0 1 1	2 0	9	2	2	2	0 0	37
1 Kendall Blue	G 16:36	5-6	3-4	0-0	0 2 2	0 0	13	1	1	2	0 0	37
11 Drake Dobbs	G 16:36	3-5	0-2	2-2	0 1 1	1 1	8	3	0	0	0 1	37
24 Raheem Anthony	G 16:36	4-5	2-3	2-2	1 5 6	0 1	12	3	0	1	0 0	37
2 Ben Nau	23:24	2-10	0-6	0-0	0 6 6	2 1	4	2	1	1	0 0	9
12 Ryan Dufault	23:24	3-5	0-1	1-1	1 4 5	3 3	7	4	2	2	0 0	9
13 Ahjany Lee	12:39	2-7	0-1	4-8	3 1 4	2 7	8	2	1	1	2 1	8
32 Dom Martinelli	23:24	5-7	1-2	1-2	1 4 5	1 2	12	3	0	0	0 0	9
35 Carter Bjerke	20:46	4-9	4-8	2-2	1 3 4	1 1	14	1	0	0	0 0	7
33 Bennett Kwiecinski	12:21	2-3	0-0	2-4	4 1 5	4 2	6	0	1	2	0 0	1
Team					0 2 2	0						
Totals		36-65	12-31	16-24	11 35 46	16 21	100	23	8	12	3 2	46

Technical Fouls:NONE

	NCU	UST
Biggest lead	2 (1 st 19:18)	54 (2 nd 2:42)
Best Scoring Run	6 (2 nd 7:34)	13 (2 nd 14:30)
Lead Changes	1	0
Times Tied	0	0
Time with Lead	00:28	38:50

Points from	NCU	UST
Turnovers	8	22
Paint	30	44
Second Chance	8	9
Fast Breaks	6	24
Bench	32	51

Period

ST. THOMAS BASKETBALL

SUMMIT LEAGUE CHAMPIONSHIP - SEMIFINAL : ST. THOMAS vs SOUTH DAKOTA STATE

2023-24 GAME BOX SCORES



Official Basketball Box Score - Final
St. Thomas (MN) at California Baptist
 11/18/23 CBU Events Center, Riverside
 2023-24 Men's Basketball

Game Time: 5:00 PM
 Game Duration: 1:55
 Attendance: 1,034

Officials: Michael Irving, Scott Brown, Kristyne Esparza

St. Thomas (MN) - 62

Record: 2-2

NO.	Name	Min	FG	3P	FT	Rebounds	Fouls	TP	AS	TO	ST	Blocks	BS	BA	+/		
			M-A	M-A	M-A	OR DR TOT	PF FO										
4	Brooks Allen	F 22:26	1-7	0-3	0-1	0	1	1	1	1	1	2	0	0	0	-5	
5	Parker Bjorklund	F 26:23	7-16	3-7	0-0	1	5	6	3	4	17	2	2	0	0	-1	
1	Kendall Blue	G 26:46	2-5	1-3	2-4	0	4	4	0	2	7	0	2	0	0	-1	
11	Drake Dobbs	G 30:45	2-8	0-5	6-6	1	3	4	2	2	10	3	0	0	1	-2	
24	Raheem Anthony	G 30:06	4-8	0-0	0-0	1	2	3	1	4	8	3	3	1	0	-7	
13	Ahjian Lee	16:14	3-4	1-1	1-2	2	4	6	0	0	8	0	1	0	2	-8	
32	Dom Martinelli	02:48	0-0	0-0	0-0	0	0	0	0	0	0	1	0	0	0	-1	
35	Carter Bjerke	13:26	1-3	0-0	0-0	0	2	0	2	3	0	2	0	0	0	0	-1
12	Ryan Dufault	09:34	1-2	0-0	0-0	0	2	2	5	0	2	1	0	0	0	-2	
2	Ben Nau	21:31	2-4	2-4	0-0	0	1	1	3	1	6	2	0	1	0	0	13
Team						3	2	5			18	4					
Totals			23:57	7-23	9-13	10	24	34	18	14	62	12	8	2	4	2	4

Technical Fouls: NONE

Shooting By Period	1st	2nd	3rd	4th	OT
1st FG%	14-30	46.7%			
3PT%	2-7	28.6%			
FT%	1-2	50%			
2nd FG%	9-27	33.3%			
3PT%	5-16	31.3%			
FT%	8-11	72.7%			
GM FG%	23-57	40.4%			
3PT%	7-23	30.4%			
FT%	9-13	69.2%			

Dead Ball Rebounds: 1.0



Official Basketball Box Score - Final
Portland St. at St. Thomas (MN)
 11/19/23 CBU Events Center, Riverside
 2023-24 Men's Basketball

Game Time: 2:30 PM
 Game Duration: 2:49
 Attendance: 123

Officials: Deron White, Ed Orenshaw, De Salle Sean

Portland St. - 70

Record: 4-1

NO.	Name	Min	FG	3P	FT	Rebounds	Fouls	TP	AS	TO	ST	Blocks	BS	BA	+/
			M-A	M-A	M-A	OR DR TOT	PF FO								
3	KJ Allen	F 31:17	4-9	2-4	4-4	1 5 6	2 2 14	1	1	2	0	1	2	0	1
25	Hunter Woods	F 16:30	2-7	0-5	0-2	1 3 4	4 1 4	1	2	0	0	0	0	0	1
44	Kendall Munson	F 27:53	2-4	0-0	1-2	3 4 7	1 1 5	2	0	0	0	0	0	0	7
23	Jorell Saterfield	G 35:58	6-14	4-11	0-0	2 3 5	0 0 16	3	1	2	1	0	0	0	7
24	Ismail Habib	G 35:06	2-4	2-4	4-4	0 3 3	3 7 10	4	4	1	1	0	0	0	0
22	Isaiah Johnson	15:49	4-8	1-3	1-1	0 0 0	4 1 10	1	1	1	0	0	0	0	-4
2	Bobby Harvey	21:36	4-7	3-6	0-0	0 1 1	2 1 11	0	1	1	0	0	0	0	-4
5	Isiah Kirby	04:54	0-2	0-0	0-0	0 0 0	0 0 0	0	1	0	1	0	0	0	-6
10	Hayden Curtiss	06:55	0-1	0-1	0-0	0 0 0	1 0 0	0	0	0	1	0	0	0	-4
0	Cole Farrell	04:02	0-2	0-0	0-0	0 0 0	1 1 0	0	0	1	0	0	0	1	1
Team						3 0 3									
Totals			24:58	12-34	10-13	10 19 29	18 14 70	13	11	9	2	2	8	2	8

Technical Fouls: NONE

Shooting By Period	1st	2nd	3rd	4th	OT
1st FG%	13-31	41.9%			
3PT%	6-14	42.9%			
FT%	2-5	40%			
2nd FG%	11-27	40.7%			
3PT%	6-20	30.0%			
FT%	8-8	100%			
GM FG%	24-58	41.4%			
3PT%	12-34	35.3%			
FT%	10-13	76.9%			

Dead Ball Rebounds: 1.0

California Baptist - 66

Record: 3-0

NO.	Name	Min	FG	3P	FT	Rebounds	Fouls	TP	AS	TO	ST	Blocks	BS	BA
			M-A	M-A	M-A	OR DR TOT	PF FO							
10	Hunter Goodrick	F 34:49	4-10	1-1	5-6	4 5 9	5 9	3	14	3	3	1	0	2
24	Yvan Ouedraogo	F 26:58	2-5	0-0	2-4	2 6 8	0 6 3	1	6	3	1	0	2	2
1	Dominique Daniels Jr.	G 31:43	1-4	0-1	4-7	1 2 3	2 7 6	1	1	1	0	0	6	6
11	Tylen Riley	G 14:59	2-6	1-2	0-0	0 3 3	3 1 5	4	0	0	0	-1		
12	Scotty Washington	G 10:56	1-6	0-2	1-1	0 2 2	0 1 3	2	0	1	0	1	0	1
3	Blondeau Tchoukuegnio	32:27	8-10	3-5	1-4	3 1 4	3 4 20	1	0	1	0	0	0	0
4	Brantly Stevenson	27:42	5-11	2-4	0-0	0 2 2	4 0 12	0	1	1	0	0	0	7
2	Chris Chiles	20:40	0-0	0-0	0-0	0 0 0	0 0 0	1	0	0	0	0	-1	
21	Malik Wade	14:10	0-0	0-0	0-0	0 4 4	2 0 0	1	1	0	0	0	0	-1
5	Tasman Goodrick	02:03	0-1	0-0	0-0	0 1 1	0 0 0	0	0	0	0	0	-4	
Team						1 1 2	0 0 0							
Totals			23:53	7-15	13-22	11 27 38	15 18 66	16 7 4	2 4 2	4 4				

Technical Fouls: Goodrick 1 9:03

Shooting By Period	1st	2nd	3rd	4th	OT
1st FG%	14-29	48.3%			
3PT%	3-8	37.5%			
FT%	5-9	55.6%			
2nd FG%	9-24	37.5%			
3PT%	4-7	57.1%			
FT%	8-13	61.5%			
GM FG%	23-53	43.4%			
3PT%	7-15	46.7%			
FT%	13-22	59.1%			

Dead Ball Rebounds: 4.0

St. Thomas (MN) - 76

Record: 3-2

NO.	Name	Min	FG	3P	FT	Rebounds	Fouls	TP	AS	TO	ST	Blocks	BS	BA	+/		
			M-A	M-A	M-A	OR DR TOT	PF FO										
4	Brooks Allen	F 23:15	1-1	1-1	0-2	0	3	3	2	3	3	2	2	1	0	0	
5	Parker Bjorklund	F 23:24	3-11	0-3	0-2	4	4	8	1	2	6	4	1	1	1	10	
1	Kendall Blue	G 29:42	7-9	6-7	2-2	0	3	3	1	1	22	0	2	1	0	0	
11	Drake Dobbs	G 29:59	7-8	3-3	0-0	0	1	1	3	1	17	3	0	0	0	14	
24	Raheem Anthony	G 25:17	1-7	1-3	5-6	1	5	6	4	3	8	2	4	2	1	1	
2	Ben Nau	18:33	3-4	2-3	0-0	0	1	1	0	0	8	2	1	1	0	0	
13	Ahjian Lee	17:08	0-0	0-0	2-2	0	2	2	0	3	2	1	1	0	0	-4	
35	Carter Bjerke	16:45	4-4	2-2	0-0	1	2	3	2	2	10	1	1	0	0	-6	
12	Ryan Dufault	10:01	0-3	0-2	0-0	0	1	1	1	2	0	1	0	0	0	-8	
32	Dom Martinelli	05:56	0-4	0-1	0-0	1	0	1	0	1	0	0	1	1	0	-6	
Team						0	4	4			0						
Totals			26:51	15-25	9-14	7	26	33	14	18	76	16	14	7	2	2	6

Technical Fouls: NONE

Shooting By Period	1st	2nd	3rd	4th	OT
1st FG%	15-26	57.7%			
3PT%	10-17	58.8%			
FT%	1-2	50%			
2nd FG%	11-25	44.0%			
3PT%	5-8	62.5%			
FT%	8-12	66.7%			
GM FG%	26-51	51.0%			
3PT%	15-25	60.0%			
FT%	9-14	64.3%			

Dead Ball Rebounds: 4.0

	STU	CBU
Biggest lead	1 (2 nd 9:26)	12 (2 nd 1:55)
Best Scoring Run	9 (2 nd 9:26)	8 (2 nd 1:55)
Lead Changes	2	
Times Tied	1	
Time with Lead	00:18	38:18

Points from Turnovers	STU	CBU
Paint	30	30
Second Chance	7	10
Fast Breaks	3	7
Bench	18	32

Period by Period Scoring	1st	2nd	TOT
STU	31	31	62
CBU	36	30	66

	PSU	STT
Biggest lead	6 (1 st 17:08)	10 (1 st 1:47)
Best Scoring Run	8 (2 nd 12:35)	12 (1 st 14:15)
Lead Changes	5	
Times Tied	3	
Time with Lead	03:40	33:22

Points from Turnovers	PSU	STT
Paint	18	20
Second Chance	9	7
Fast Breaks	13	10
Bench	21	20



Official Basketball Box Score - Final
St. Thomas (MN) at Green Bay
 11/25/23 Resch Center, Green Bay
 2023-24 Men's Basketball

Game Time: 2:00 PM
 Game Duration: 1:54
 Attendance: 1,618

Officials: Brian McNitt, Bill Jacobsen, Tariq Lucas

St. Thomas (MN) - 51

Record: 3-4

NO.	Name	Min	FG M-A	3P M-A	FT M-A	Rebounds OR DR TOT	Fouls PF FO	TP	AS	TO	ST	BS Blocks	BA	+/-			
4	Brooks Allen	F 18:46	0-3	0-2	0-0	0	3	3	1	0	2	0	0	0	-3		
5	Parker Bjorklund	F 21:45	5-14	0-1	1-1	1	3	4	4	2	11	0	2	0	0	1	1
1	Kendall Blue	G 27:26	1-5	1-3	0-0	0	2	2	2	0	3	0	1	0	0	1	-4
11	Drake Dobbs	G 33:21	2-12	1-7	0-0	0	2	2	2	2	5	1	0	2	0	1	-9
24	Raheem Anthony	G 30:16	6-10	1-1	5-8	2	1	3	4	6	18	4	1	2	0	1	0
2	Ben Nau	20:40	0-3	0-2	0-0	0	0	0	5	1	0	0	0	1	0	0	-18
13	Ahmya Lee	14:34	0-1	0-0	2-2	1	3	4	3	1	2	1	0	2	1	0	-11
35	Carter Bjerke	19:47	3-7	2-6	0-0	0	2	2	1	1	8	1	1	0	1	0	-9
32	Ryan Dufault	10:33	2-5	0-0	0-0	0	2	2	1	1	4	0	0	0	0	0	-5
32	Dom Martinelli	02:52	0-0	0-0	0-0	0	0	0	0	0	0	0	0	0	0	0	-7
Team						2	1	3	0	0	2						
Totals			19:60	5-22	8-11	6	19	25	23	14	51	9	7	7	2	4	-13

ST. THOMAS BASKETBALL

SUMMIT LEAGUE CHAMPIONSHIP - SEMIFINAL : ST. THOMAS vs SOUTH DAKOTA STATE



Official Basketball Box Score - Final
Milwaukee at St. Thomas (MN)
12/02/23 Schoenecker Arena, Saint Paul
2023-24 Men's Basketball

Game Time: 7:00 PM
Game Duration: 1:55
Attendance: 1,316

Officials: Steve McKinnis, Rhett Lamoreaux, Brian McNally

Milwaukee - 71

Record: 3-6

NO. Name	Min	FG	3P	FT	Rebounds	Fouls	TP	AS	TO	ST	Blocks	BS	BA	+/	
34 Darius Duffy	F 20:59	3-3	0-0	0-1	4	0	4	3	1	6	2	1	1	0	-4
1 Markethi Browning II	G 26:57	2-7	1-3	1-2	1	3	4	1	4	6	2	3	2	0	-1
2 Elijah Jamison	G 19:19	5-9	0-1	3-3	1	1	2	4	2	13	3	2	0	0	7
4 Kentrell Pullian	G 27:37	0-5	0-3	0-1	3	3	6	3	2	0	6	2	0	0	1
25 Aaron Franklin	G 15:09	4-6	0-1	0-0	1	1	2	2	0	8	2	1	0	0	-9
5 Angelo Stuart	26:12	3-7	3-5	2-2	1	3	4	2	1	11	1	1	0	1	-2
22 Faizon Fields	19:01	2-3	0-0	1-2	0	4	4	4	1	5	0	0	0	0	0
8 Erik Pratt	28:12	5-12	5-9	2-4	1	1	2	2	1	17	0	1	1	0	-4
3 Zach Howell	08:58	0-2	0-2	0-0	0	0	0	0	2	0	0	0	0	1	0
11 Leoric Davis	07:36	1-4	0-2	3-3	0	1	1	3	2	5	1	0	0	0	7
Team					2	3	5			0					
Totals		25-58	9-26	12-18	14	20	34	26	15	71	17	11	4	5	-4

Technical Fouls: NONE

Shooting By Period
1st FG% 7-24 29.2%
3PT% 2-13 15.4%
FT% 6-11 54.5%
2nd FG% 18-34 52.9%
3PT% 7-13 53.8%
FT% 6-7 85.7%
GM FG% 25-58 43.1%
3PT% 9-26 34.6%
FT% 12-18 66.7%
Dead Ball Rebounds: 3.0



Official Basketball Box Score - Final
St. Thomas (MN) at Chicago St.
12/02/23 Jacoby Dickens Center, Chicago
2023-24 Men's Basketball

Game Time: 2:00 PM
Game Duration: 1:47
Attendance: 127

Officials:

St. Thomas (MN) - 66

Record: 6-4

No.	Name		Min	FG	3P	FT	Reb	TO	Fouls	TP	AS	TO	ST	Blocks	BS	BA	+/-	
4	Brooks Allen	F	31:20	6-10	4-6	1-1	1	3	4	1	17	1	1	0	0	0	14	
5	Parker Bjorklund	F	20:23	2-7	0-2	1-2	1	3	4	0	3	0	0	0	0	0	1	
1	Kendall Blue	G	27:57	2-8	1-7	2-2	1	3	4	1	7	1	2	2	0	0	1	
11	Drake Dobbs	G	33:19	3-6	1-3	0-0	0	3	3	1	2	7	6	1	1	0	18	
24	Raheem Anthony	G	27:27	0-2	0-0	1-2	2	3	5	4	1	8	3	0	0	0	21	
2	Ben Nau		21:03	6-8	5-7	0-0	0	0	0	2	17	2	0	1	0	0	9	
13	Ahjany Lee		19:31	3-5	0-1	0-0	0	3	2	1	6	0	0	0	0	2	15	
35	Carter Björke		08:46	1-3	1-3	0-0	1	0	1	1	0	3	0	1	0	0	0	
12	Ryan Dufault		03:39	0-0	0-0	0-0	0	0	0	0	0	1	1	0	0	0	-1	
32	Dom Martinelli		06:35	1-3	1-2	0-0	0	2	2	0	0	3	1	0	0	0	-5	
Team							1	5	6		0							
Totals					24-52	13-31	5-7	7	25	32	12	10	66	19	11	5	2	3
																	16	

Technical Fouls: NONE

Shooting By Period
1st FG% 10-25 40.0%
3PT% 7-16 43.8%
FT% 3-4 75%
2nd FG% 14-27 51.9%
3PT% 6-15 40.0%
FT% 2-3 66.7%
GM FG% 24-52 46.2%
3PT% 13-31 41.9%
FT% 5-7 71.4%
Dead Ball Rebounds: 1.0

St. Thomas (MN) - 75

Record: 5-4

NO. Name	Min	FG	3P	FT	Rebounds	Fouls	TP	AS	TO	ST	Blocks	BS	BA	+/-	
4 Brooks Allen	F 29:25	3-5	2-4	2-2	1	4	5	1	1	10	2	0	1	1	0
5 Parker Bjorklund	F 27:25	6-11	1-3	2-4	2	2	2	4	1	15	0	1	1	0	5
1 Kendall Blue	G 29:20	3-11	1-7	2-2	0	4	4	1	2	9	2	0	2	3	0
11 Drake Dobbs	G 33:55	2-8	2-6	4-4	1	3	4	0	5	10	1	0	2	0	1
24 Raheem Anthony	G 31:18	7-9	1-3	8-12	4	2	6	4	10	23	2	6	0	0	2
2 Ben Nau	15:21	0-5	0-4	2-2	0	1	1	3	1	2	0	0	0	0	-1
13 Ahjany Lee	12:35	1-2	0-0	2-2	2	3	5	1	1	4	0	0	0	0	-1
35 Carter Björke	10:35	0-2	0-2	0-0	0	1	1	2	1	0	1	0	0	0	-1
12 Ryan Dufault	06:09	0-1	0-0	0-0	0	0	0	2	0	0	0	0	0	1	2
32 Dom Martinelli	03:57	0-0	0-0	2-2	0	0	0	0	1	2	1	0	0	0	6
Team					3	2	5			0	0				
Totals		22-54	7-29	24-30	13	22	35	15	26	75	9	7	6	5	4

Technical Fouls: NONE

Technical Fouls: NONE

Shooting By Period
1st FG% 12-27 44.4%
3PT% 3-13 23.1%
FT% 11-14 78.6%
2nd FG% 10-27 37.0%
3PT% 4-16 25.0%
FT% 13-16 81.3%
GM FG% 22-54 40.7%
3PT% 7-29 24.1%
FT% 24-30 80.0%
Dead Ball Rebounds: 5.0

	MKE	UST	Points from		MKE	UST	Period by Period Scoring			
Biggest lead	0 (1st 20:00)	20 (1st 4:22)	Turnovers	6	11		1st	2nd	TOT	
Best Scoring Run	7 (2nd 3:44)	0 (1st 7:46)	Paint	30	30	MKE	22	49	71	
Lead Changes	0	1	Second Chance	18	13		UST	38	37	75
Times Tied	0	0	Fast Breaks	19	6					
Time with Lead	00:00	39:23	Bench	38	8					

Chicago St. - 50

Record: 3-9

NO. Name		Min	FG	3P	FT	Rebounds	Fouls	TP	AS	TO	ST	Blocks	BS	BA			
15 Noble Crawford	F	33:24	4-8	2-2	2-3	1	5	6	0	3	12	1	2	4	0	0	-17
1 Wesley Cardet	G	35:24	5-11	1-4	1-2	2	2	4	1	3	12	3	3	2	1	0	-15
2 Deshaun Jean-Charles	G	20:37	0-3	0-1	0-0	0	3	3	0	1	0	0	1	0	0	0	-1
12 Brent Davis	G	27:58	2-6	0-3	3-4	1	2	3	3	3	7	0	2	1	0	0	-2
24 Jahsean Corbett	G	37:16	4-13	0-3	1-3	4	6	10	0	2	9	2	0	1	1	1	-15
10 A.J. Neal		10:29	2-4	2-4	0-0	0	0	0	0	2	6	0	3	0	0	0	-13
22 Cameron Jernigan		15:09	2-3	0-0	0-0	0	3	3	2	0	4	1	1	0	1	1	-2
13 Tristan Arneaud		14:49	0-0	0-0	0-0	0	0	0	0	2	0	3	1	0	0	0	-4
0 Greg Spate		04:54	0-1	0-1	0-0	0	0	0	0	0	0	0	0	0	0	0	-11
Team						1	1	2			0						
Totals			19-49	5-18	7-12	9	22	31	10	12	50	10	14	9	3	2	-16

Technical Fouls: NONE

Shooting By Period
1st FG% 9-25 36.0%
3PT% 2-8 25.0%
FT% 5-6 83.3%
2nd FG% 10-24 41.7%
3PT% 3-10 30.0%
FT% 2-6 33.3%
GM FG% 19-49 38.8%
3PT% 5-18 27.8%
FT% 7-12 58.3%
Dead Ball Rebounds: 1.0

	STU	CSU							
Biggest lead	16 (2 nd 0:30)	2 (1 st 17:24)	Points from Turnovers	STU	CSU	Period by Period Scoring			
Best Scoring Run	9(1 st 10:05)	7(1 st 9:17)	Paint	20	26		1st	2nd	TOT
Lead Changes	1		Second Chance	8	10	STU	30	36	66
Times Tied	3		Fast Breaks	5	4				
Time with Lead	34:37	00:59	Bench	29	10	CSU	25	25	50



Official Basketball Box Score - Final
St. Thomas (MN) at Marquette
12/14/23 Fiserv Forum, Milwaukee, WI
2023-24 Men's Basketball

Game Time: 7:00 PM
Game Duration: 2:06
Attendance: 14,350

Officials: Pat Driscoll, Pete Larson, Justin Abrecht

St. Thomas (MN) - 79

Record: 6-5

NO. Name		Min	FG	3P	FT	Reb	DR	TR	TO	Fouls	TP	AS	TO	ST	Blocks	BS	BA
4 Brooks Allen	F	32:43	3-9	1-6	2-2	0	4	4	1	3	9	3	2	0	0	1	-3
5 Parker Bjorklund	F	20:37	3-5	2-3	2-2	0	2	2	2	2	10	1	1	0	1	0	5
1 Kendall Blue	G	27:52	6-10	1-4	0-0	0	3	3	1	0	13	3	1	2	0	0	2
11 Drake Dobbs	G	35:27	5-10	1-6	3-3	0	0	0	3	3	14	4	2	0	0	1	-6
24 Raheem Anthony	G	25:23	3-8	1-4	1-3	1	3	4	1	2	8	3	4	2	0	0	-11
2 Ben Nau		23:49	4-7	4-7	0-0	2	4	6	5	12	2	2	0	0	0	0	9
13 Ahjany Lee		12:44	1-1	0-0	0-0	2	3	5	4	0	2	3	0	0	1	0	-6
12 Ryan Dufault		05:04	0-0	0-0	0-0	0	1	1	1	1	0	0	0	0	0	0	0
35 Carter Bjørke		14:00	4-5	3-4	0-0	0	0	0	3	0	11	2	0	0	0	0	1
32 Dom Martinelli		02:21	0-0	0-0	0-0	0	0	0	0	0	0	0	2	0	0	0	-6
Team						0	2	2			0		2				
Totals			29-55	13-34	8-10	5	22	27	21	13	79	21	16	4	2	3	-5
Technical Fouls: NONE																	

Technical Fouls: NONE

Shooting By Period
1st FG% 13-27 48.1%
3PT% 5-17 29.4%
FT% 2-2 100%
2nd FG% 16-28 57.1%
3PT% 8-17 47.1%
FT% 6-8 75%
GM FG% 29-55 52.7%
3PT% 13-34 38.2%
FT% 8-10 80.0%
Dead Ball Rebounds: 1.0

Marquette - 84

Record: 9-2

NO.	Name	Min	FG M-A	3P M-A	FT M-A	Rebounds OR DR TOT	Fouls PF F	TP	AS	TO	ST	Blocks BS	BA	+/-		
13	Oso Igohodaro	F 33:43	7-10	0-0	7-11	5	3	8	2	21	2	2	2	0	0	
23	David Joplin	F 28:09	3-6	3-4	1-2	0	4	4	2	2	1	2	2	1	0	
1	Kam Jones	G 33:00	4-11	2-4	3-3	0	4	4	2	2	13	2	0	0	2	
2	Chase Ross	G 29:54	4-7	1-4	2-2	0	5	5	3	1	11	3	0	1	0	
11	Tyler Kolek	G 37:07	2-6	0-1	8-8	0	2	2	1	6	12	10	3	1	0	
12	Ben Gold	14:44	3-7	2-5	0-0	0	3	3	1	1	8	0	1	0	1	
22	Sean Jones	16:15	4-6	0-2	1-2	0	0	0	2	2	9	0	1	2	0	
5	Tre Norman	05:50	0-1	0-1	0-0	0	0	0	0	0	1	0	1	0	-4	
10	Zaide Lowery	01:18	0-0	0-0	0-0	0	0	0	0	0	0	0	0	0	-3	
Team						3	1	4				0	0			
Totals			27-54 8-21 22-28			8	22	30	13	21	84	19	11	9	3	2

Technical Fouls: NONE

	UST		MAR		Period by Period Scoring					
Biggest lead	2 (1 st 11:17)	13 (2 nd 15:20)	Points from Turnovers	UST	MAR	1 st	2 nd	TOT		
Best Scoring Run	9 (2 nd 13:15)	10 (1 st 7:27)	Paint	28	38	UST	33	46	79	
Lead Changes	4		Second Chance	8	8		MAR	45	39	84
Times Tied	2		Fast Breaks	9	18	Bench				
Times with Lead	00:28	39:01		25	17					

Game Notes: Flagrant 1 on St. Thomas #1 - 6:01 2nd Half • Flagrant 1 on Marquette #13 - 3:49 2nd Half •



Official Basketball Box Score - Final
Crown (MN) at St. Thomas (MN)
12/17/23 Schoenecker Arena, Saint Paul
2023-24 Men's Basketball

Game Time: 2:00 PM
Game Duration: 1:39
Attendance: 144

Officials: Eric Curry, Jim Bruno, Andy Accosta

Crown (MN) - 66

Record: 8-3

ST. THOMAS BASKETBALL

SUMMIT LEAGUE CHAMPIONSHIP - SEMIFINAL : ST. THOMAS vs SOUTH DAKOTA STATE



Official Basketball Box Score - Final
UW-River Falls at St. Thomas (MN)
12/21/23 Schoenecker Arena, Saint Paul
2023-24 Men's Basketball

Game Time: 7:00 PM
Game Duration: 1:38
Attendance: 937

Officials: Tim Stewart, Jeff Lewis, John Yorkovich

UW-River Falls - 51

Record: 4-5

NO.	Name		Min	FG M-A	3P M-A	FT M-A	Reb OR DR TOT	Fouls PF TT	TP	AS	TO	ST	Blocks BS BA	+/-	
10	Marshall Holland	F	12:59	2-3	0-1	0-2	0 4 4	3 1 4	1	4	0	2	0	0	-6
25	Jack Lefkier	C	16:47	3-6	0-1	0-0	0 2 2	1 0 3	1	6	4	2	1	0	-22
2	Logan Jedwabny	G	14:02	0-1	0-1	0-0	0 2 2	1 1 0	0	0	1	0	0	0	-8
14	Noah Hanson	G	17:15	1-3	1-3	0-0	0 1 1	0 0 3	3	0	3	0	0	0	-13
23	Zac Johnson	G	20:23	4-8	0-3	1-2	1 2 3	0 4 9	0	4	0	0	0	0	-27
1	Jacob Butler		14:29	1-5	0-2	2-2	0 0 0	1 1 4	0	1	0	1	0	0	-35
3	Jake Reece		15:39	0-2	0-1	0-0	0 0 0	1 0 0	0	1	0	0	0	0	-30
15	Logan Benson		12:38	2-3	0-1	0-0	0 1 1	0 1 4	0	1	0	0	0	0	-32
20	Will Van Scoy		15:53	0-3	0-0	0-2	0 1 1	1 3 0	0	1	1	1	0	0	-23
35	Garret Honstrom		10:06	1-1	0-0	0-0	0 2 2	0 0 2	2	1	1	0	0	0	-26
21	Elijah Smith		11:02	2-4	0-2	0-0	1 0 1	1 1 4	0	0	0	0	0	0	-12
11	Micah Thompson		11:30	1-1	0-0	0-1	1 2 3	1 1 2	1	2	1	2	0	0	-4
0	Mateo Renta		05:58	1-1	1-1	0-0	0 0 0	1 0 3	0	0	0	1	0	0	-12
32	Mason Anderson		04:11	1-3	0-2	3-3	0 0 0	0 2 5	1	0	0	0	0	0	0
13	Sean Sullivan		02:51	0-1	0-1	1-2	0 0 0	1 1 1	1	0	0	0	0	0	-3
4	Tyler Curvey		01:44	0-0	0-0	2-2	0 0 0	0 1 2	0	0	0	0	0	0	-2
22	Robert Olson		03:21	0-0	0-0	0-0	0 0 0	0 0 0	0	0	0	0	0	0	-3
24	Bennett Wright		03:21	0-0	0-0	0-0	0 0 0	0 0 0	0	0	0	0	0	0	-3
5	Nick DeLuca		01:37	0-1	0-0	0-0	0 0 0	0 0 0	0	0	0	0	0	0	-1
12	Drew Tengblad		01:37	1-2	0-0	0-0	2 0 2	0 0 2	0	2	0	0	0	0	-2
10	Drew Tengblad		01:37	0-1	0-1	0-0	0 0 0	0 0 0	0	0	0	0	0	0	-1
Team							1 2 0				1				
Totals				20-49	2-20	9-16	6 18 24	12 17 51	8	18	5	4	4	-53	

Technical Fouls: NONE

Shooting By Period
1 st FG% 8-20 40.0%
3PT% 1-11 9.1%
FT% 0-2 0%
2 nd FG% 12-29 41.4%
3PT% 1-9 11.1%
FT% 9-14 64.3%
GM FG% 20-49 40.8%
3PT% 2-20 10.0%
FT% 9-16 56.3%

Dead Ball Rebounds: 3.0



Official Basketball Box Score - Final
St. Thomas (MN) at North Dakota
12/29/23 Betty Engelstad Sioux Center, Grand Forks
2023-24 Men's Basketball

Game Time: 7:00 PM
Game Duration: 1:41
Attendance: 1,637

Officials: Anthony Burris, Sutton Simon, Kirk Smith

St. Thomas (MN) - 70

Record: 9-5 (1-0)

NO.	Name	Min	FG M-A	3P M-A	FT M-A	Rebounds OR DR TOT	Fouls PF	TP	AS	TO	ST	Blocks BS BA	+/-
4	Brooks Allen	F 25:26	1-2	0-1	0-0	1 5 6	3 1	2	0	0	0	1 0	2
5	Parker Bjorklund	F 21:41	9-16	2-4	1-1	2 6 8	0 1	2	3	0	0	0 0	19
1	Kendall Blue	G 25:44	5-10	0-2	0-0	1 4 5	1 0	10	5	0	1	0 0	28
11	Drake Dobbs	G 26:02	1-2	0-1	0-0	1 1 2	3 0	2	3	2	0	0 0	19
24	Raheem Anthony	G 26:21	3-6	1-2	2-2	1 8 9	0 2	9	4	2	2	0 0	19
2	Ben Nau	17:57	1-3	1-3	0-0	0 1 1	1 2	3	1	0	1	0 0	12
13	Ahny Lee	16:06	4-8	1-2	0-0	0 1 1	1 0	9	1	0	0	0 0	11
35	Carter Bjerk	13:51	4-5	3-4	0-0	0 1 1	2 0	11	0	2	0	0 0	21
12	Ryan Dufault	15:46	1-2	0-0	0-0	0 2 2	1 1	2	1	1	2	0 0	6
32	Dom Martinelli	06:04	0-0	0-0	0-0	0 2 2	0 0	0	0	0	0	0 0	-2
20	Courtney Brown Jr.	02:49	0-0	0-0	0-0	0 0 0	0 0	0	0	0	0	0 0	-5
33	Bennett Kwiecinski	02:13	0-0	0-0	1-2	0 0 0	0 1	1	0	1	0	0 0	-5
Team						2 1 3	0 0	3	0	0	0	0 0	
Totals			29-54	8-19	4-5	8 32 40	12 8	70	17	14	6	1 3	25

Technical Fouls: NONE

Shooting By Period
1 st FG% 16-29 55.2%
3PT% 7-12 58.3%
FT% 2-2 100%
2 nd FG% 13-25 52.0%
3PT% 1-7 14.3%
FT% 2-3 66.7%
GM FG% 29-54 53.7%
3PT% 8-19 42.1%
FT% 4-5 80.0%

Dead Ball Rebounds: 1.0

North Dakota - 45

Record: 8-6 (0-1)

No.	Name		Min	FG	3P	FT	Rebounds		Fouls	TP	AS	TO	ST	Blocks	+/-			
				M-A	M-A	M-A	OR	DR	TOT	PF				BS	BA			
10	Tsotne Tsartsidze	F	27:42	4-10	1-6	0-0	2	6	8	0	1	9	0	1	1	0	-10	
20	B.J. Omot	F	34:40	3-9	2-7	3-3	0	2	2	0	2	11	0	0	1	0	-21	
3	Amar Kuljehovic	C	13:58	0-2	0-0	3-4	1	2	3	2	2	3	0	1	0	0	-19	
4	Tyree Ihenacho	G	26:41	2-9	2-4	0-2	0	2	2	1	2	6	3	2	1	0	-24	
52	Treyson Eaglestaff	G	26:21	1-4	1-3	0-2	0	0	0	0	3	3	0	1	1	2	-32	
2	Eli King		26:38	2-9	1-5	2-2	0	5	5	1	2	7	4	1	2	1	-10	
15	Brady Danielson		14:24	0-1	0-1	0-0	0	0	0	0	0	0	0	1	0	0	-18	
12	Brian Mathews		04:23	0-0	0-0	0-0	0	0	0	0	0	0	0	0	0	0	-3	
1	Elijah Brooks		16:46	1-2	0-1	0-0	0	0	0	0	3	2	0	1	0	0	-3	
5	Deng Mayar		02:49	2-3	0-1	0-0	0	0	0	0	0	4	0	0	1	0	5	
11	Daniel Hong		02:49	0-0	0-0	0-0	0	0	0	0	0	0	0	1	1	0	5	
21	Mambourou Mara		02:49	0-0	0-0	0-0	0	0	0	0	0	0	0	1	1	0	5	
Team							1	0	1	0	0	1	0	0	0	0		
Totals				15-49	7-28	9-13	4	17	21	8	12	45	7	11	9	3	1	-25

Technical Fouls: NONE

	UST	UND	Points from Turnovers	UST	UND	Period by Period Scoring
Biggest lead	33 (2 nd 10:25)	0 (1 st 20:00)	19	14		1st 2nd TOT
Best Scoring Run	16 (1 st 11:12)	8 (1 st 7:31)	42	16		
Lead Changes	0		Second Chance	4	5	UST 41 29 70
Times Tied	0		Fast Breaks	13	10	UND 14 31 45
Time with Lead	38:34	00:00	Bench	26	13	



Official Basketball Box Score - Final
Kansas City at St. Thomas (MN)
12/31/23 Schoenecker Arena, Saint Paul
2023-24 Men's Basketball

Game Time: 2:00 PM
Game Duration: 1:55
Attendance: 1,165

Officials: Chris Beaver, Lewis Garrison, Rob Kueneman

Kansas City - 56

Record: 6-9 (1-1)

NO.	Name	Min	FG M-A	3P M-A	FT M-A	Rebounds OR DR TOT	Fouls PF FLD	TP	AS	TO	ST	Blocks BS BA	+/-	
20	Melvyn Ebonkoli	F 19:19	2-3	0-0	0-1	6 3 9	3 4	4	1	3	0	0	0	
5	Jamar Brown	G 31:20	1-7	0-4	0-0	2 2 4	1 0	2	0	1	0	0	-31	
13	Khriston Courseault	G 23:31	2-5	1-3	1-2	0 2 2	3 5	6	5	2	0	1	0	
25	Tyler Andrews	G 20:49	1-7	0-4	3-4	0 3 3	2 3	5	1	3	0	1	-26	
30	Cameron Faas	G 20:08	1-5	1-4	0-0	0 2 2	2 1	3	1	1	0	0	-23	
23	Allen David Mukuba	12:55	3-3	0-0	0-0	2 2 4	2 1	6	1	1	0	1	-7	
2	Babacar Diallo	21:55	3-7	2-4	2-2	3 3 6	2 2	10	3	2	1	0	0	
35	Yulian Ramirez-Montero	23:40	3-9	1-4	2-2	0 5 5	2 1	9	0	2	0	0	0	
1	Jayson Petty	05:52	2-5	1-3	0-0	0 0 0	0 1	5	1	0	0	0	9	
3	Malik Olatoye	09:01	0-3	0-1	0-0	0 2 2	0 0	2	0	1	0	0	-1	
12	Promise Idiaru	05:49	0-1	0-0	0-0	0 1 0	1 1	0	0	1	0	0	-4	
32	Jeff Ngandu	05:41	1-1	0-0	4-4	3 0 3	0 2	6	0	0	0	0	-4	
Team						2 1 3		0	0	1				
Totals			19-56	6-27	12-15	19 25 44	19 20	56	15	17	2	4	1	-21

Technical Fouls: NONE

Shooting By Period
1 st FG% 12-31 38.7%
3PT% 5-15 33.3%
FT% 4-4 100%
2 nd FG% 7-25 28.0%
3PT% 1-12 8.3%
FT% 8-11 72.7%
GM FG% 19-56 33.9%
3PT% 6-27 22.2%
FT% 12-15 80.0%

Dead Ball Rebounds: 1.0

St. Thomas (MN) - 77

Record: 10-5 (2-0)

NO.	Name	Min	FG M-A	3P M-A	FT M-A	Rebounds OR DR TOT	Fouls PF FD	TP	AS	TO	ST	Blocks BS BA	+/-
4	Brooks Allen	F 30:09	4-7	2-3	0-0	1 7 8	3 1	10	4	0	1	0	35
5	Parker Bjorklund	F 16:08	1-3	0-2	3-4	0 1 1	3 2	5	0	0	1	1	2
1	Kendall Blue	G 26:49	5-10	0-2	5-6	0 4 4	1 3	15	0	1	1	0	12
11	Drake Dobbs	G 28:26	5-10	1-4	3-3	0 0 0	1 2	14	2	0	2	0	27
24	Raheem Anthony	G 29:11	5-12	1-3	6-8	1 3 4	1 4	17	4	0	1	0	36
2	Ben Nau	19:52	2-4	2-3	0-1	0 0 0	2 2	6	0	1	1	0	1
13	Ahny Lee	20:20	1-2	0-0	0-1	1 2 3	1 2	1	0	0	0	0	17
35	Carter Bjerk	06:10	0-0	0-0	0-0	0 1 1	3 1	0	0	0	0	0	-4
12	Ryan Dufault	11:54	2-3	0-0	1-2	0 1 1	1 2	5	1	1	1	0	-5
20	Courtney Brown Jr.	04:03	0-0	0-0	0-0	0 0 0	2 0	0	0	1	0	0	-4
32	Dom Martinelli	04:03	1-1	0-0	1-1	0 0 0	0 1	3	0	0	0	0	-5
33	Bennett Kwiecinski	02:52	0-0	0-0	0-0	0 0 0	0 0	0	0	0	0	0	-7
Team						3 2 5		0					
Totals			26-52	6-17	19-25	6 20 26	20 19	77	12	4	8	1	4 21

ST. THOMAS BASKETBALL

SUMMIT LEAGUE CHAMPIONSHIP - SEMIFINAL : ST. THOMAS vs SOUTH DAKOTA STATE



Official Basketball Box Score - Final
Sacramento St. at St. Thomas (MN)
01/06/24 Schoenecker Arena, Saint Paul
2023-24 Men's Basketball

Game Time: 7:00 PM
Game Duration: 2:00
Attendance: 1,304

Officials: Jordan Love, Bryan Anfinger, Bret Wegenki



Official Basketball Box Score - Final
South Dakota St. at St. Thomas (MN)
01/11/24 Schoenecker Arena, Saint Paul
2023-24 Men's Basketball

Game Time: 7:00 PM
Game Duration: 2:01
Attendance: 1,515

Officials: Chris Beaver, Mark Riggs, Nick Terry

Sacramento St. - 50			Record: 4-11															
NO.	Name	Min	FG M-A	3P M-A	FT M-A	Rebounds OR DR TOT	Fouls PF FD	TP	AS	TO	ST	Blocks BS BA	±					
3	Akol Mawein	F 12:24	0-2	0-0	0-0	2	1	3	2	0	0	0	0	-9				
31	Duncan Powell	F 33:29	7-10	1-2	1-2	3	3	6	0	2	16	0	1	0	0	1		
10	Emil Skytta	G 20:13	2-4	1-2	0-0	0	2	2	4	0	5	4	1	1	0	0	8	
20	Austin Patterson	G 31:31	4-10	1-5	0-0	1	4	5	1	3	9	2	2	0	0	1	-24	
24	Zee Hamoda	G 29:58	1-8	0-5	0-0	0	4	4	2	4	2	2	3	3	0	0	-4	
15	Jacob Holt	17:23	4-4	0-0	2-2	0	2	2	4	1	10	1	3	0	1	0	7	
4	Alex Kovatchev	19:36	1-5	0-3	0-1	1	2	3	2	1	2	1	0	0	0	0	3	
5	Michael Wilson	09:12	0-2	0-0	0-0	0	2	2	1	0	0	1	2	0	0	0	-8	
25	Bowyn Beatty	15:39	1-1	0-0	0-0	2	0	2	3	2	2	0	1	0	0	0	-26	
2	Brandon Betson	02:35	0-1	0-1	2-2	0	0	0	0	1	2	0	0	0	0	0	-11	
2	Bailey Nunn	08:00	1-2	0-1	0-0	0	0	0	1	2	2	1	0	0	0	0	-2	
Team						2	2	4			0		1					
Totals				21-49	3-21	5-7	11	22	33	20	16	50	12	17	4	1	1	-13

Technical Fouls: NONE

St. Thomas (MN) - 63			Record: 12-5															
NO.	Name	Min	FG M-A	3P M-A	FT M-A	Rebounds OR DR TOT	Fouls PF FD	TP	AS	TO	ST	Blocks BS BA	+/-					
4	Brooks Allen	F 29:54	0-5	0-4	0-0	0	2	2	4	1	2	0	0	1	1	0	-1	
5	Parker Bjorklund	F 18:44	4-10	1-2	4-5	0	0	0	0	2	6	13	1	1	2	0	0	8
1	Kendall Blue	G 27:19	4-9	1-5	1-1	0	4	4	0	2	10	1	4	0	0	0	14	
11	Drake Dobbs	G 31:53	2-4	0-2	4-4	0	1	1	1	3	8	2	2	0	0	0	-4	
24	Raheem Anthony	G 15:39	2-3	1-2	7-8	1	3	4	2	6	12	2	2	0	1	0	8	
2	Ben Nau	19:55	3-7	3-7	0-0	1	1	2	3	0	9	1	1	2	0	0	5	
13	Ahjian Lee	19:39	3-4	0-0	0-1	0	3	3	3	1	6	0	0	0	0	0	8	
35	Carter Bjerke	11:40	1-3	1-3	0-0	0	2	2	1	0	3	1	0	0	0	0	10	
12	Ryan Dufault	08:07	1-2	0-0	0-0	0	1	1	3	0	2	3	0	0	0	0	17	
Team						3	2	5			0		0					
Totals				20-47	7-25	16-19	7	19	26	16	20	63	11	10	7	1	1	13

Technical Fouls: NONE

		SACST	UST
Biggest lead		8 (1 st 14:11)	19 (1 st 3:00)
Best Scoring Run		9 (1 st 14:11)	21 (1 st 4:48)
Lead Changes		3	
Times Tied		1	
Time with Lead		10:18	28:42

Shooting By Period	
1 st FG%	10-23 43.5%
3PT%	5-15 33.3%
FT%	11-12 91.7%
2 nd FG%	10-24 41.7%
3PT%	2-10 20.0%
FT%	5-7 71.4%
GM FG%	20-47 42.6%
3PT%	7-25 28.0%
FT%	16-19 84.2%
Dead Ball Rebounds: 1.0	

South Dakota St. - 81			Record: 9-9 (2-0)														
NO.	Name	Min	FG M-A	3P M-A	FT M-A	Rebounds OR DR TOT	Fouls PF FD	TP	AS	TO	ST	Blocks BS BA	+/-				
13	Luke Appel	F 28:28	5-8	1-2	2-3	0	2	2	3	2	13	1	3	1	0	2	-13
42	William Kyle III	F 31:24	5-10	0-0	3-4	3	1	4	0	5	13	3	3	0	0	1	-1
1	Matt Mims	G 30:53	2-4	2-4	0-0	0	1	1	2	0	6	0	2	0	0	0	-11
2	Zeke Mayo	G 37:24	7-12	3-3	8-9	0	9	9	2	7	25	3	2	3	0	1	7
30	Charlie Easley	G 25:11	3-6	1-2	0-0	1	4	5	5	2	7	0	3	1	1	0	3
5	Nate Barnhart	11:21	4-5	1-2	0-0	0	1	1	1	0	9	1	0	1	1	0	10
10	Kalen Garry	26:59	2-5	1-2	0-0	1	3	4	3	0	5	5	1	0	0	0	14
11	Matthew Mors	05:44	1-1	1-1	0-0	0	0	0	0	0	0	0	0	0	0	0	2
12	Bubz Alvarez	02:36	0-1	0-0	0-0	0	0	0	1	0	0	0	1	0	0	0	-6
Team						1	3	4			0		0				
Totals			29-52	10-16	13-16	6	24	30	17	16	81	15	15	6	2	4	1
Technical Fouls:NONE																	
St. Thomas (MN) - 80			Record: 12-6 (2-1)														

Technical Fouls: NONE

NO.	Name	Min	FG M-A	3P M-A	FT M-A	Rebounds OR DR TOT	Fouls PF FD	TP	AS	TO	ST	Blocks BS BA	+/-
4	Brooks Allen	F 30:56	4-8	3-6	0-0	2 3 5	3 0 11	4	3	2	1	1	7
5	Parker Bjorklund	F 24:50	3-10	1-8	0-0	1 2 3	3 1 7	1	0	1	0	0	-12
1	Kendall Blue	G 27:46	6-12	2-6	3-3	0 0 0	0 3 17	0	3	1	1	0	-1
11	Drake Dobbs	G 27:58	6-11	4-9	2-2	0 4 4	5 3 18	2	0	1	1	1	13
24	Raheem Anthony	G 34:01	5-9	2-4	9-13	1 3 4	1 8 21	3	4	0	1	0	5
2	Ben Nau	19:51	1-4	1-4	1-2	1 1 2	2 1 4	1	0	1	0	0	-11
13	Ahjian Lee	16:54	0-0	0-0	2-2	0 4 4	0 1 2	1	0	1	0	0	9
35	Carter Bjerke	07:20	0-2	0-2	0-0	0 1 1	0 0 0	0	0	1	0	0	-6
12	Ryan Dufault	10:24	0-1	0-0	0-0	0 1 1	2 0 0	0	1	0	1	0	-9
Team						4 1 5	0 0 0	0	0	0	0	0	
Totals			25-57	13-39	17-22	9 20 29	16 17 80	13	10	9	4	2	-1
Technical Fouls:NONE													

Technical Fouls: NONE

		SDSU	UST
Biggest lead		9 (1 st 0:14)	8 (2 nd 6:17)
Best Scoring Run		12 (1 st 0:14)	11 (2 nd 7:51)
Lead Changes		7	
Times Tied		7	
Time with Lead		21:34	13:56

Points from		SDSU	UST
Turnovers		9	14
Paint		30	20
Second Chance		7	4
Fast Breaks		4	13
Bench		17	6

Period by Period Scoring		1st	2nd	TOT
SDSU		39	42	81
UST		30	50	80



Official Basketball Box Score - Final
St. Thomas (MN) at Oral Roberts
01/13/24 Mabey Center, Tulsa
2023-24 ORU Men's Basketball

Game Time: 7:00 PM
Game Duration: 1:53
Attendance: 4,652

Officials: Todd Van Sossan, Frank Spencer, Jon Campbell



Official Basketball Box Score - Final
St. Thomas (MN) at South Dakota
01/18/24 Sanford Coyote Sports Center, Vermillion, S.D.
2023-24 Men's Basketball

Game Time: 7:00 PM
Game Duration: 2:13
Attendance: 1,737

Officials: Brian McNutt, Geoff Vesicky, Brad Claus

St. Thomas (MN) - 87			Record: 13-6 (3-1)														
NO.	Name	Min	FG M-A	3P M-A	FT M-A	Rebounds OR DR TOT	Fouls PF FD	TP	AS	TO	ST	Blocks BS BA	±				
4	Brooks Allen	F 27:11	2-7	1-6	0-0	1	2	3	1	1	5	0	0	0	0	9	
5	Parker Bjorklund	F 20:29	4-7	0-2	2-5	1	3	4	3	4	10	1	0	0	0	9	
1	Kendall Blue	G 34:20	6-10	2-6	2-7	1	6	7	3	4	16	2	0	0	1	10	
11	Drake Dobbs	G 31:59	5-10	2-7	5-6	0	5	5	1	2	17	3	1	2	0	11	
24	Raheem Anthony	G 29:44	3-9	2-3	0-0	0	2	2	0	3	8	1	2	3	0	9	
2	Ben Nau	15:51	0-1	0-1	0-0	0	2	2	3	0	0	0	0	0	0	3	
13	Ahjian Lee	20:24	4-5	2-2	6-8	1	6	7	2	5	16	2	1	0	1	9	
35	Carter Bjerke	11:54	3-5	2-4	0-0	0	0	0	0	3	8	0	0	0	0	2	
12	Ryan Dufault	08:08	3-3	0-0	1-2	0	0	0	0	3	7	3	0	1	0	-1	
Team						1	3	4			0		1				
Totals			30-57	11-31	16-28	5	29	34	16	22	87	12	5	6	2	0	11
Technical Fouls: NONE																	

Technical Fouls: NONE

Oral Roberts - 76			Record: 9-9 (2-2)																									
NO.	Name	Min	FG M-A	3P M-A	FT M-A	Rebounds OR DR TOT	Fouls PF FD	TP	AS	TO	ST	Blocks BS BA	+/-															
23	Sir Issac Herron	F 18:51	3-6	0-0	1-3	2	2	4	4	2	7	0	0	0	0	-4												
2	Kareem Thompson	G 40:00	3-10	1-4	7-8	0	9	9	1	6	12	2	5	0	0	-11												
10	Issac McBride	G 39:53	9-17	0-2	4-4	1	2	3	4	2	22	3	0	0	0	-10												
20	Trey Phipps	G 14:13	1-2	1-1	0-0	0	0	0	0	1	0	3	1	1	0	-6												
35	Jalen Bedford	G 35:04	9-13	4-6	0-1	1	14	15	3	3	22	0	3	1	0	0												
12	Jalen Miller	17:20	1-4	0-2	0-0	0	2	2	3	0	2	1	0	0	0	-7												
22	Josh Jones	06:23	0-2	0-0	0-0	1	0	1	0	2	0	0	0	0	0	-9												
14	DeShang Weaver	17:09	2-7	0-4	0-0	0	0	0	4	0	4	0	0	0	0	-4												
32	Ashton Smith	03:39	0-0	0-0	2-2	0	0	0	3	1	2	0	0	0	0	0												
5	Cam Ambrose	05:28	0-0	0-0	0-0	0	0	0	0	0	0	0	0	0	0	-4												
Team						2			1			3			0			0										
Totals						28-61			6-19			14-18			7			30	37	23	16	76	7	0	1	0	2	-11

ST. THOMAS BASKETBALL

SUMMIT LEAGUE CHAMPIONSHIP - SEMIFINAL : ST. THOMAS vs SOUTH DAKOTA STATE



Official Basketball Box Score - Final
North Dakota State at St. Thomas (MN)
01/25/24 Schoenecker Arena, Saint Paul
2023-24 Men's Basketball

Game Time: 7:00 PM
Game Duration: 1:55
Attendance: 1,614



Officials: Mike Pearson, John Floyd, Scott Swile

North Dakota State - 66													Record: 9-12 (2-4)												
NO.	Name	Min	FG	3P	FT	Rebounds	Fouls	TP	AS	TO	ST	Blocks	+/-												
			M-A	M-A	M-A	OR	DR	TOT	PF	FD		BS	BA												
23	Andrew Morgan	F 19:11	0-1	0-0	2-4	1	1	2	2	4	2	0	4	0	0	-5									
34	Noah Feddersen	F 32:41	7-8	2-2	4-4	0	3	3	3	2	20	4	2	0	0	-14									
2	Tajavias Miller	G 28:42	3-8	0-1	0-1	0	3	3	5	1	6	4	0	1	0	-8									
10	Damari Wheeler-Thomas	G 39:09	5-8	2-3	2-2	0	5	5	3	5	14	3	3	1	0	-8									
14	Boden Skunberg	G 37:00	6-15	3-7	4-4	2	5	7	0	5	19	1	3	1	0	-15									
22	Joshua Strett	G 03:14	0-0	0-0	0-0	0	0	0	0	0	1	0	0	0	0	-1									
11	Jacari White	26:03	1-5	0-2	0-0	0	5	5	1	0	2	0	1	1	0	-13									
5	Jeremiah Burke	02:08	0-0	0-0	0-0	0	0	0	0	0	0	0	0	0	0	-4									
13	Darik Dissette	06:59	0-2	0-0	0-0	0	1	1	1	0	0	1	0	0	0	-2									
12	Lance Waddles	04:52	1-1	1-1	0-0	0	1	0	1	0	3	0	0	0	0	-3									
Team						1	0	1				0		0											
Totals			23-48	8-16	12-15	5	23	28	16	18	66	12	14	4	0	4	-13								
Technical Fouls: NONE																									

St. Thomas (MN) - 79										Record: 14-7 (4-2)									
NO.	Name	Min	FG M-A	3P M-A	FT M-A	Rebounds OR DR TOT	Fouls PF FD	TP	AS	TO	ST	Blocks BS BA	+/-						
4	Brooks Allen	F 23:56	1-3	0-2	0-0	0	2	2	1	1	2	1	1	0	5				
5	Parker Bjorklund	F 32:29	12-22	5-10	3-5	3	6	9	2	4	32	1	1	2	2	0	11		
1	Kendall Blue	G 25:21	2-4	1-2	4-4	0	1	1	0	3	9	2	1	0	0	0	10		
11	Drake Dobbs	G 36:41	3-5	0-2	2-2	0	1	1	0	3	8	2	0	0	0	0	14		
24	Raheem Anthony	G 27:45	5-6	1-2	4-4	1	4	5	3	2	15	2	1	2	0	0	7		
2	Ben Nau	21:39	1-5	1-5	0-0	0	2	2	3	0	3	1	1	0	0	0	16		
35	Carter Bjerke	06:43	2-4	0-2	0-0	0	0	0	4	0	4	0	1	0	0	0	-2		
13	Ahjian Lee	18:51	2-4	0-2	2-3	0	3	3	3	2	6	1	0	0	1	0	-3		
12	Ryan Dufault	06:35	0-1	0-0	0-0	0	1	0	1	2	1	0	1	0	0	0	-3		
Team						0	2	2				0		1					
Totals			28-54	8-27	15-18	5	21	26	18	16	79	12	7	5	4	0	13		

		NDSU	UST					Period by Period Scoring			
Biggest lead		9 (1 st 0:45)	16 (2 nd 0:43)	Points from	NDSU	UST					
Best Scoring Run		7 (1 st 15:14)	9 (1 st 12:09)	Turnovers	7	18		1st	2nd	TOT	
Lead Changes		7		Paint	24	38					
Times Tied		3		Second Chance	8	8	NDSU	42	24	66	
Time with Lead	14:37	22:47		Fast Breaks	5	17					
				Bench	5	13	UST	36	43	79	

Shooting By Period			
1 st	FG%	15-27	55.6%
	3PT%	4-12	33.3%
	FT%	2-3	66.7%
2 nd	FG%	13-27	48.1%
	3PT%	4-15	26.7%
	FT%	13-15	86.7%
GM	FG%	28-54	51.9%
	3PT%	8-27	29.6%
	FT%	15-18	83.3%
Dead Ball Rebounds: 1, 0			

North Dakota - 74													Record: 12-10 (4-3)												
NO. Name	Min	FG M-A	3P M-A	FT F-T	Rebounds O R T	Fouls PF FD	TP	AS	TO	ST	Blocks BS BA	+/-	Shooting By Period												
10 Tsotne Tsartsidze	F 28:59	3-9	0-4	0-0	3 5 8	0 1 0	6	2	1	3	2	0	1st FG% 16-33 50.0%												
20 B.J. Omot	F 37:55	9-19	2-6	2-3	2 3 5	2 4 2	22	2	1	3	2	0	3PT% 5-13 38.5%												
3 Amar Kuljuhovic	C 27:11	4-6	0-0	0-0	4 5 9	0 1 8	0	3	0	1	0	4	FT% 1-3 33.3%												
4 Tyree Ihenagha	G 35:53	4-7	3-4	1-3	0 4 4	4 5 3	12	5	3	0	0	1	2nd FG% 14-30 46.7%												
52 Treyson Eaglestaff	G 20:46	1-5	1-4	0-0	0 4 4	5 0 3	2	0	0	0	0	4	3PT% 4-12 33.3%												
2 Eli King	29:44	7-13	1-4	2-3	1 4 5	3 4 17	1	0	4	1	0	9	FT% 4-6 66.7%												
15 Brady Danielson	18:13	2-3	2-3	0-0	0 0 0	4 0 6	0	3	1	0	0	9	GM FG% 30-62 48.4%												
1 Elijah Brooks	01:19	0-0	0-0	0-0	0 0 0	0 0 0	0	0	0	0	0	-5	3PT% 9-25 36.0%												
Team					1 1 2								FT% 5-9 55.6%												
Totals		30-62	9-25	5-9	11 26 37	18 15 74	12	11	8	4	1	10	Dead Ball Fouls: 1-0												

St. Thomas (MN) - 64										Record: 14-8 (4-3)									
NO. NAME	Min	FG M-A	3P M-A	FT M-A	Rebounds OR DR TOT	Fouls PF FD	TP	AS	TO	ST	Blocks BS BA	+/-	Shooting By Period						
4 Brooks Allen	F 19:34	2-5	1-2	0-0	0 1 1	1 0 5	2	1	1	0	0	-1	1st FG% 11-20 40.7%						
5 Parker Bjorklund	F 24:49	2-6	0-2	0-0	0 3 3	2 2 4	0	1	1	0	0	-5	3PT% 1-10 10.0%						
1 Kendall Blue	G 28:00	2-6	0-3	4-5	1 2 3	0 3 8	2	0	0	0	0	-8	FT% 4-4 100%						
11 Drake Dobbs	G 30:08	1-4	0-2	2-2	0 6 6	1 1 4	0	0	0	0	0	-6	2nd FG% 11-24 45.8%						
24 Raheem Anthony	G 36:53	10-16	3-4	9-10	2 6 8	2 10 32	1	3	2	0	0	-8	3PT% 3-7 42.9%						
2 Ben Nau	14:22	0-2	0-1	0-0	0 1 1	4 1 0	0	0	1	0	1	-4	FT% 12-15 80%						
13 Ahjany Lee	20:44	1-3	0-0	1-2	0 0 0	2 1 3	1	3	1	2	1	-11	GM FG% 22-51 43.1%						
35 Carter Björke	10:44	0-3	0-2	0-0	0 1 0	0 2 0	2	1	0	0	0	-4	3PT% 1-17 23.5%						
12 Ryan Dufault	14:46	4-6	0-1	0-0	2 2 2	3 0 8	0	1	3	0	0	-3	FT% 4-19 84.2%						
Team					0 1 1	0 0 0							Dead Ball Rebounds: 3, 1						
Totals		22-51	4-17	16-19	3 23 26	15 18 64	8	6	10	7	1	-10							
Technical Fouls: NONE																			

ST. THOMAS BASKETBALL

SUMMIT LEAGUE CHAMPIONSHIP - SEMIFINAL : ST. THOMAS vs SOUTH DAKOTA STATE



Official Basketball Box Score - Final
Oral Roberts at St. Thomas (MN)
02/08/24 Schoenecker Arena, Saint Paul
2023-24 Men's Basketball

Game Time: 7:00 PM
Game Duration: 1:36
Attendance: 1,146



Officials: Alfred Smith, Ron Kuerneman, Leon Wilcox

Oral Roberts - 63

Record: 11-12 (5-5)

NO.	Name	Min	FG	3P	FT	Rebounds	Fouls	TP	AS	TO	ST	Blocks	BS	BA	+/
14	DeShang Weaver	F 21:18	0-7	0-5	2-2	1 2 3	0 1	2	0	0	0	0	0	0	-20
23	Sir Issac Herron	F 12:08	1-2	0-0	0-0	2 0 2	3 2	2	0	1	0	0	0	0	-19
2	Kareem Thompson	G 31:57	4-10	4-6	0-0	0 7 7	2 1	12	2	4	2	1	0	0	-25
10	Issac McBride	G 35:15	5-13	1-5	0-0	0 4 4	0 1	11	5	1	0	0	0	0	-26
35	Jalen Bedford	G 22:20	3-9	2-6	0-0	0 4 4	2 1	8	1	2	0	0	0	0	-20
12	Jalen Miller	19:20	1-2	0-0	0-0	0 1 1	2 0	2	0	0	0	0	0	0	-9
22	Josh Jones	11:15	3-3	0-0	2-2	1 0 1	4 3	8	0	1	0	1	0	0	-2
20	Trey Phipps	14:03	2-7	0-4	0-0	1 2 3	1 0	4	2	1	0	0	0	0	0
32	Ashton Smith	04:20	0-0	0-0	0-0	0 1 1	1 0	0	0	0	0	0	0	0	-4
1	Braden Moore	12:17	3-6	3-5	1-2	1 1 2	0 3	10	1	0	0	2	1	0	3
11	Pablo Navarro	08:57	1-3	0-0	0-0	1 3 2	1 0	2	0	0	0	0	0	0	4
5	Cam Ambrose	04:45	0-0	0-0	0-1	0 1 1	0 1	0	1	0	0	0	0	0	-3
25	Elijah Lawrence	04:04	1-3	0-2	0-0	2 0 2	0 1	2	1	0	0	0	0	0	4
Team						4 0 4		0							
Totals			24-65	10-33	5-7	13 24 37	16 14	63	13	10	2	4	5	1	-22

Technical Fouls: NONE

St. Thomas (MN) - 85

Record: 16-9 (6-4)

NO.	Name	Min	FG	3P	FT	Rebounds	Fouls	TP	AS	TO	ST	Blocks	BS	BA	+/
4	Brooks Allen	F 26:00	3-3	2-2	0-0	0 2 2	1 1	8	2	1	4	0	0	0	18
5	Parker Bjorklund	F 25:06	8-12	0-2	3-6	1 6 7	1 4	19	4	1	0	0	0	0	17
1	Kendall Blue	G 30:25	8-14	1-5	1-1	1 3 4	1 1	18	3	0	1	2	0	0	21
11	Drake Dobbs	G 29:28	2-6	2-3	0-0	0 4 4	2 6	1	0	1	0	2	0	0	24
24	Raheem Anthony	G 28:47	4-8	0-1	3-3	1 3 4	2 4	11	6	0	2	0	0	0	4
2	Ben Nau	16:55	3-4	3-4	0-0	1 1 1	1 4	9	0	0	0	0	0	0	-3
13	Ahjiany Lee	12:50	1-4	0-0	2-2	2 3 5	1 1	4	0	0	0	0	0	0	12
35	Carter Bjerke	09:16	3-3	3-3	0-0	0 3 3	3 0	9	1	0	0	0	0	0	-11
12	Ryan Dufault	10:32	0-2	0-0	0-0	1 3 4	0 0	0	2	2	0	0	0	0	-2
32	Dom Marinelli	03:53	0-2	0-0	0-0	0 0 0	0 0	0	0	0	0	0	0	0	-4
20	Courtney Brown Jr.	03:24	0-1	0-1	1-2	1 0 1	0 1	1	0	0	0	1	0	0	-7
33	Bennett Kwiecinski	03:24	0-1	0-0	0-0	0 0 0	2 0	0	0	1	0	0	0	0	-7
Team						0 1 1		0							
Totals			32-60	11-21	10-14	7 29 36	14 16	85	20	6	7	5	4	2	22

Technical Fouls: NONE

	ORU	UST
Biggest lead	0 (1 st 20:00)	30 (2 nd 2:50)
Best Scoring Run	8 (2 nd 0:17)	8 (1 st 15:20)
Lead Changes	0	
Times Tied	1	
Time with Lead	00:00	38:22

Points from	ORU	UST	Period by Period Scoring
Turnovers	1	17	1st 2nd TOT
Paint	26	38	ORU 31 32 63
Second Chance	12	4	UST 52 33 85
Fast Breaks	6	6	
Bench	28	23	

Shooting By Period
1 st FG% 21-33 63.6%
3PT% 6-9 66.7%
FT% 4-6 66.7%
2 nd FG% 11-27 40.7%
3PT% 5-12 41.7%
FT% 6-8 75%
GM FG% 32-60 53.3%
3PT% 11-21 52.4%
FT% 10-14 71.4%

Dead Ball Rebounds: 1, 0

St. Thomas - 77

Record: 16-10 (6-5)

NO.	Name	Min	FG	3P	FT	Rebounds	Fouls	TP	AS	TO	ST	Blocks	BS	BA	+/
4	Brooks Allen	F 31:43	6-10	2-5	4-5	2 2 4	1 4	18	0	1	3	0	0	0	-16
5	Parker Bjorklund	F 17:24	2-8	0-2	0-0	0 5 5	0 1	4	2	2	1	0	0	0	-13
1	Kendall Blue	G 31:55	4-12	1-5	3-3	0 3 3	1 2	12	2	2	2	2	1	0	-18
11	Drake Dobbs	G 34:31	2-5	1-4	4-7	0 1 1	0 8	9	1	1	1	0	0	0	-11
24	Raheem Anthony	G 28:09	5-10	1-1	2-4	0 1 1	3 3	13	1	1	1	0	0	0	-6
2	Ben Nau	23:22	1-3	1-3	0-0	0 3 3	3 0	3	0	1	2	0	0	0	-9
13	Ahjiany Lee	13:06	3-4	0-0	0-0	4 3 7	5 0	6	0	0	0	0	0	0	-3
35	Carter Bjerke	11:03	2-6	0-4	0-0	0 0 0	2 0	4	0	1	0	0	0	0	-10
12	Ryan Dufault	08:47	3-3	0-0	2-2	2 1 3	0 1	8	0	0	0	0	0	0	1
Team						1 1 2		0							
Totals			28-61	6-24	15-21	9 20 29	17 19	77	7	10	10	2	4	1	-17

Technical Fouls: NONE

Denver - 94

Record: 14-12 (5-6)

NO.	Name	Min	FG	3P	FT	Rebounds	Fouls	TP	AS	TO	ST	Blocks	BS	BA	+/
15	Pedro Lopez Sarvicente	F 20:38	3-5	1-3	2-2	0 2 2	3 2	9	1	1	2	0	0	0	2
25	Touko Tainamo	F 21:33	4-9	0-0	2-4	4 5 9	0 2	10	0	1	0	1	1	0	15
0	Tommy Bruner	G 35:21	7-10	0-3	4-4	0 3 3	3 4	18	7	3	0	0	0	0	17
23	Jaxon Brencley	G 37:01	7-10	2-3	9-9	0 9 9	1 7	25	9	2	1	1	1	0	14
32	Isaiah Addo-Ankrah	G 31:11	2-7	2-7	0-0	0 3 3	2 0	6	0	3	0	0	0	0	10
4	DeAndre Craig	G 31:14	5-10	3-6	1-1	0 0 0	3 1	14	1	1	1	0	0	0	2
21	Tyson Garff	20:26	4-5	2-3	0-0	1 2 3	4 1	10	0	0	2	0	0	0	15
24	Isaiah Carr	09:04	1-1	0-0	0-0	0 0 0	2 0	2	0	0	0	0	0	0	5
13	Josh Lee	03:12	0-0	0-0	0-0	0 1 1	1 0	0	0	1	0	0	0	0	5
Team						0 2 2		0							
Totals			33-57	10-25	18-20	5 27 32	19 17	94	18	13	7	4	2	17	

Technical Fouls: NONE

	UST	DEN
Biggest lead	3 (1 st 18:35)	27 (2 nd 12:37)
Best Scoring Run	11 (2 nd 4:30)	8 (1 st 17:10)
Lead Changes	2	
Times Tied	4	
Time with Lead	00:17	37:15

Points from	UST	DEN
Turnovers	18	16
Paint	42	38
Second Chance	10	5
Fast Breaks	22	14
Bench	21	26

Period by Period Scoring
1st 2nd TOT
UST 32 45 77
DEN 45 49 94



Official Basketball Box Score - Final
South Dakota at St. Thomas (MN)
02/17/24 Schoenecker Arena, Saint Paul
2023-24 Men's Basketball

Game Time: 7:00 PM
Game Duration: 1:51
Attendance: 1,508



Officials: Shane Staggs, Jon Campbell, Leon Wilcox

South Dakota - 80

Record: 10-17 (3-9)

NO.	Name	Min	FG	3P	FT	Rebounds	Fouls	TP	AS	TO	ST	Blocks	BS	BA	+/
34	Lahat Thioune	F 30:15	4-5	0-0	2-5	1 6 7	2 5	10	1	2	0	1	0	0	-8
1	Kaleb Stewart	F 33:15	4-11	2-4	6-6	0 0 0	2 3	16	4	0	0	0	0	0	-11
3	Max Burchill	G 36:49	4-5	2-2	0-0	0 2 2	3 3	10	0	3	0	1	0	0	-10
5	Bostyn Holt	G 34:45	9-14	2-2	3-5	0 2 2	2 3	23	6	3	0	0	0	0	-1
23	Paul Bruns	G 25:55	1-4	1-4	0-0	0 3 3	5 0	3	1	1	1	0	0	0	-5
21	Jake Brack	13:11	3-4	1-2	0-0	0 0 0	1 0	7	0	1	0	0	0	0	7
24	Steven Kramer	17:31	2-5	2-3	0-0	0 6 6	0 0	6	0	1	0	0	0	0	6
0	Mayuom Buom	09:34	1-2	0-0	0-0	1 1 2	0 0	2	1	0	0	0	0	0	3
12	Isaac Bruns	08:36	1-1	1-1	0-0	0 0 0	0 0	3	1	0	0	0	0	0	2
15	Jevon Hill	00:10	0-0	0-0	0-0	0 0 0	0 0	0	0	0	0	0	0	0	2
Team						1 4 5		0							
Totals			29-51	11-18	11-16	3 24 27	15 14	80	14	11	1	2	1	0	-3

Technical Fouls: NONE

St. Thomas (MN) - 83

Record: 17-10 (7-5)

NO.	Name	Min	FG	3P	FT	Rebounds	Fouls	TP	AS	TO	ST	Blocks	BS	BA	+/
4	Brooks Allen	F 32:56	5-10	2-4	0-0	1 3 4	1 0	12	1	0	2	0	0	0	10
5	Parker Bjorklund	F 27:10	7-13	3-6	0-0	2 9 11	3 2	17	1	1	3	0	0	0	7
1	Kendall Blue	G 31:35	4-8	0-2	0-2	0 2 2	1 1	8	4	1	2	0	0	0	8
11	Drake Dobbs	G 34:44	5-9	1-3	7-9	1 1 1	2 5	18	1	1	1	0	0	0	7
24	Raheem Anthony	G 34:34	6-12	1-2	7-7	0 1 2	3 5	20	8	0	2	0	1	0	7
2	Ben Nau	13:51	0-1	0-1	0-0	0 0 0	3 1	0	1	0	0	0	0	0	-9
13	Ahjiany Lee	12:50	0-1	0-1	0-0	0 3 3	1 1	0	2	1	0	1	0	0	-4
35	Carter Bjerke	07:04	2-3	2-3	0-0	0 0 0	0 0	6	0	0	0	0	0	0	-7
12	Ryan Dufault	05:16	1-2	0-0	0-0	0 2 2	0 0	2	0	0	0	0	0	0	-4
Team						3 2 5		0							
Totals			30-59	9-22	14-18	7 23 30	14 15	83	18	4	10	1	2	3	

Technical Fouls: NONE

	USD	UST
Biggest lead	14 (1 st 6:14)	5 (2 nd 4:21)
Best Scoring Run	8 (1 st 12:09)	11 (2 nd 15:47)
Lead Changes	7	
Times Tied	10	
Time with Lead	24:38	09:57

Points from	USD	UST	Period by Period Scoring
Turnovers	1	15	1st 2nd TOT

ST. THOMAS BASKETBALL

SUMMIT LEAGUE CHAMPIONSHIP - SEMIFINAL : ST. THOMAS vs SOUTH DAKOTA STATE



Official Basketball Box Score - Final
St. Thomas (MN) at South Dakota St.
02/24/24 Frost Arena, Brookings
2023-24 Men's Basketball

Game Time: 2:00 PM
Game Duration: 1:55
Attendance: 3,136



Official Basketball Box Score - Final
Omaha at St. Thomas (MN)
02/29/24 Schoenecker Arena, Saint Paul
2023-24 Men's Basketball

Game Time: 7:00 PM
Game Duration: 1:52
Attendance: 1,521

Officials: Chad Barlow, Bill Jacobson, Steve Honick

Officials: Lewis Garrison, Kelly Pfeiffer, Luke Chilton

St. Thomas (MN) - 72

Record: 17-12 (7-7)

NO.	Name	Min	FG	3P	FT	Rebounds	Fouls	TP	AS	TO	ST	Blocks	BS	BA	+/-
			M-A	M-A	M-A	OR DR TOT	PF FD								
4	Brooks Allen	F 30:25	2-6	1-3	2-2	1 4 5	2 1 7	3	0	3	0	0	0	0	-11
5	Parker Bjorklund	F 23:57	2-5	0-2	2-2	0 1 1	1 5 6	0	2	1	0	0	0	0	-22
1	Kendall Blue	G 26:16	2-5	0-2	0-0	0 5 5	2 1 4	0	2	1	0	0	0	0	1
11	Drake Dobbs	G 28:25	5-11	2-5	4-4	0 0 0	2 3 16	0	0	0	0	0	0	0	-12
24	Raheem Anthony	G 36:58	5-11	2-4	1-3	2 4 6	4 2 13	4	5	3	0	1	1	1	-1
2	Ben Nau	16:29	0-3	0-3	0-0	0 2 2	2 0 0	0	3	2	1	0	0	0	-8
35	Carter Bjerke	21:25	5-6	4-5	2-2	1 2 3	2 1 16	0	1	0	0	0	0	0	24
13	Ahjian Lee	04:06	1-2	0-0	0-0	0 1 1	3 0 2	0	0	0	0	0	0	0	-2
12	Ryan Dufault	12:00	4-4	0-0	0-0	1 0 1	1 0 8	1	0	0	0	0	0	0	6
Team															
Totals			26-53	9-24	11-13	7 20 27	19 13 72	11	13	9	0	2	5		

Technical Fouls: NONE

Shooting By Period		
1 st FG%	14-27	51.9%
3PT%	6-13	46.2%
FT%	5-6	83.3%
2 nd FG%	12-26	46.2%
3PT%	3-11	27.3%
FT%	6-7	85.7%
GM FG%	26-53	49.1%
3PT%	9-24	37.5%
FT%	11-13	84.6%

Dead Ball Rebounds: 1, 0

Omaha - 61

Record: 14-17 (7-9)

NO.	Name	Min	FG	3P	FT	Rebounds	Fouls	TP	AS	TO	ST	Blocks	BS	BA	+/-
			M-A	M-A	M-A	OR DR TOT	PF FD								
10	Marquel Sutton	F 23:53	5-10	1-2	1-1	1 1 2	1 1 12	0	4	1	0	0	0	0	-20
21	Nick Davis	F 14:53	1-2	0-0	1-1	1 3 4	0 2 3	1	2	0	0	0	0	0	-10
23	Frankie Fidler	F 29:44	5-13	0-4	0-0	0 5 5	2 3 10	3	1	0	0	0	0	0	-30
1	JJ White	G 28:19	4-8	1-2	4-5	0 5 5	3 4 13	7	0	1	0	0	0	0	-10
2	Jaeden Marshall	G 36:35	5-13	2-7	1-1	1 5 6	2 2 13	1	0	0	0	0	0	0	-24
3	Grant Stubblefield	29:58	1-6	1-3	0-0	0 1 1	2 0 3	0	1	3	0	1	0	0	-23
24	Jamal Ambrose	17:37	0-1	0-0	0-0	0 1 1	4 0 0	0	0	1	0	0	0	0	-8
14	Marcel Bryant	08:45	0-2	0-1	1-3	0 2 2	2 2 1	1	1	0	1	0	0	0	-9
45	Biko Johnson	10:16	2-4	0-2	2-2	1 3 4	2 2 1	6	2	0	1	0	0	0	-1
Team															
Totals			23-59	5-21	10-13	6 26 32	18 15 61	15	10	7	1	3	27		

Technical Fouls: NONE

Shooting By Period		
1 st FG%	8-29	27.6%
3PT%	1-9	11.1%
FT%	3-3	100%
2 nd FG%	15-30	50.0%
3PT%	4-12	33.3%
FT%	7-10	70%
GM FG%	23-59	39.0%
3PT%	5-21	23.8%
FT%	10-13	76.9%

Dead Ball Rebounds: 1, 0

South Dakota St. - 77

Record: 17-12 (10-4)

NO.	Name	Min	FG	3P	FT	Rebounds	Fouls	TP	AS	TO	ST	Blocks	BS	BA	+/-
			M-A	M-A	M-A	OR DR TOT	PF FD								
13	Luke Appel	F 26:33	4-5	0-0	3-4	0 2 2	3 4 11	0	4	0	0	0	0	0	5
42	William Kyle III	F 32:20	2-3	0-0	1-2	0 2 2	3 3 5	4	2	0	1	0	0	0	6
1	Matt Mims	G 30:13	3-4	1-2	4-5	0 6 6	2 3 11	1	1	3	0	0	0	0	10
2	Zeke Mayo	G 34:48	8-11	3-6	4-6	1 4 5	0 4 23	2	5	0	1	0	0	0	8
30	Charlie Easley	G 35:58	6-12	1-4	4-4	2 1 3	2 3 17	3	1	4	0	0	0	0	9
10	Liam Garry	27:42	1-5	1-3	2-4	1 5 6	1 2 5	1	1	1	0	0	0	0	-2
11	Matthew Mors	08:39	2-4	1-2	0-0	0 0 0	0 5 0	0	0	0	0	0	0	0	-5
5	Nate Barnhart	03:47	0-0	0-0	0-0	0 1 1	2 0 0	0	0	0	0	0	0	0	6
Team															
Totals			26-44	7-17	18-25	4 21 25	13 19 77	11	15	8	2	0	5		

Technical Fouls: NONE

Shooting By Period		
1 st FG%	12-24	50.0%
3PT%	4-10	40.0%
FT%	4-5	80%
2 nd FG%	14-20	70.0%
3PT%	3-7	42.9%
FT%	14-20	70%
GM FG%	26-44	59.1%
3PT%	7-17	41.2%
FT%	18-25	72.0%

Dead Ball Rebounds: 1, 0

St. Thomas (MN) - 88

Record: 18-12 (8-7)

NO.	Name	Min	FG	3P	FT	Rebounds	Fouls	TP	AS	TO	ST	Blocks	BS	BA	+/-
			M-A	M-A	M-A	OR DR TOT	PF FD								
4	Brooks Allen	F 25:55	2-4	2-3	3-4	0 3 3	3 3 3	9	1	1	0	0	0	0	23
5	Parker Bjorklund	F 27:16	5-12	0-2	4-4	0 8 8	1 4 14	2	1	0	0	0	0	0	30
1	Kendall Blue	G 28:09	5-8	1-1	2-2	1 10 11	1 1 13	3	0	0	0	0	0	0	29
11	Drake Dobbs	G 25:14	2-4	1-2	2-3	0 1 1	1 1 7	5	0	2	0	0	0	0	20
24	Raheem Anthony	G 26:03	5-8	2-2	3-3	1 4 5	1 2 15	6	1	3	0	0	0	0	28
2	Ben Nau	19:07	3-6	3-6	0-0	0 1 1	1 1 9	1	1	0	0	0	0	0	11
35	Carter Bjerke	18:05	4-7	2-5	0-0	0 1 1	2 1 10	0	1	0	0	0	0	0	9
12	Ryan Dufault	15:11	3-4	0-0	1-1	1 1 2	4 2 7	1	0	0	0	0	0	0	11
13	Ahjian Lee	04:23	0-0	0-0	1-0	1 0 0	0 0 0	0	0	0	0	0	0	0	9
32	Dom Martinelli	04:23	1-3	0-0	0-0	0 1 1	0 1 2	0	1	0	0	0	0	0	-9
20	Courtney Brown Jr.	03:07	0-1	0-1	1-2	1 0 1	1 1 1	1	0	0	0	0	0	0	-4
33	Bennett Kwiecinski	03:07	0-2	0-0	1-2	1 1 2	0 1 1	0	0	0	0	0	0	0	-4
Team															
Totals			30-59	11-22	17-21	6 32 38	15 18 88	19	8	6	3	1	27		

Technical Fouls: NONE

	UST	SDSU
Biggest lead	9 (2 nd 18:55)	9 (2 nd 8:50)
Best Scoring Run	9 (1 st 2:05)	10 (2 nd 13:09)
Lead Changes	6	
Times Tied	3	
Time with Lead	12:02	26:22

Points from	UST	SDSU
Turnovers	15	18
Paint	30	34
Second Chance	9	4
Fast Breaks	5	8
Bench	26	10

Period by Period Scoring	1st	2nd	TOT
UST	39	33	72
SDSU	32	45	77

	UNO	UST
Biggest lead	0 (1 st 20:00)	36 (2 nd 5:39)
Best Scoring Run	7 (2 nd 2:33)	12 (1 st 15:54)
Lead Changes	0	
Times Tied	6	17
Time with Lead	00:00	39:30

Points from	UNO	UST
Turnovers	4	14
Paint	34	38
Second Chance	9	3
Fast Breaks	6	17
Bench	10	30

Period by Period Scoring	1st	2nd	TOT
UNO	20	41	61
UST	45	43	88



Official Basketball Box Score - Final
Denver at St. Thomas (MN)
03/02/24 Schoenecker Arena, Saint Paul
2023-24 Men's Basketball

Game Time: 7:00 PM
Game Duration: 1:41
Attendance: 1,601



Official Basketball Box Score - Final
North Dakota State at St. Thomas (MN)
03/10/24 Denny Sanford PREMIER Center, Sioux Falls, SD
2023-24 Men's Basketball

Game Time: 6:00 PM
Game Duration: 1:42

Officials: Mark Riggs, Brian McNulty, Rhett Lamoureux

Officials: Brian McNutt, Todd VorSossan, Alfred Smith

Denver - 58

Record: 15-16 (8-10)

No.	Name	Min	FG	3P	FT	Rebounds	Fouls	TP	AS	TO	ST	Blocks	BS	BA	+/-
			M-A	M-A	M-A	OR DR TOT	PF FD								
15	Pedro Lopez Sarvicente	26:53	5-9	0-2	0-0	0 3 3	0 2 8	10	1	0	0	1	1	0	-13
25	Touko Tainamo	F 22:55	3-9	0-3	2-2	0 2 2	0 2 8	1	2	0	1	0	0	0	-16
0	Tommy Bruner	G 23:43	0-5	0-4	0-0	0 1 1	1 1 0	5	4	1	0	0	0	0	-14
4	DeAndre Craig	G 28:55	5-11	1-5	0-0	1 3 4	3 1 11	1	0	1	0	0	0	0	-21
23	Jaxon Brenchley	G 23:41	3-6	0-1	0-0	2 4 6	2 1 6	2	0	1	1	1	0	0	-9
21	Tyson Garff	18:43	4-8	3-7	0-0	1 2 3	2 1 11	0	0	0	0	0	0	0	-17
32	Isaiah Addo-Ankrah	15:35	0-2	0-2	0-0	0 1 1	0 0 0	0	1	0	0	0	0	0	-12
13	Josh Lee	06:15	0-1	0-1	0-0	0 0 0	2 0 0	0	0	1	0	0	0	0	-12
24	Isaiah Carr	11:30	1-2	0-0	0-0	1 0 1	3 2 2	0	0	1	0	0	0	0	-5
40	Ben Bowen	06:53	0-3	0-1	0-0	0 0 0	1 1 0	0	0	0	0	0	0	0	-8
2	Devin Carney	10:15	3-3	2-2	0-0	0 0 0	1 0 8	0	0	0	0	0	0	0	-3
1	Dan Mukuna	01:54	0-0	0-0	2-2	0 0 0	0 1 2	0	0	0	0	0	0	0	3
10	Keean Lloyd	01:24	0-0	0-0	0-0	0 0 0	0 0 0	0	0	0	0	0	0	0	1
11	Carlos Fuentes	01:24	0-0	0-0	0-0	0 0 0	0 0 0	0	0	0	0	0	0	0	1
Team						1 1 2	0	0	0	0					
Totals			24-59	6-28	4-4	6 17 23	15 10	58	11	7	4	4	3	25	

SUMMIT LEAGUE CHAMPIONSHIP - SEMIFINAL : ST. THOMAS vs SOUTH DAKOTA STATE

Player Profiles

1 | KENDALL BLUE



| SOPHOMORE | GUARD | 6-6 | 190 | WOODBURY, MINN. | EAST RIDGE HS |

CAREER HIGHS

POINTS: 22 vs Portland State (11/19/23)

ASSISTS: 5 (4x)

BLOCKS: 3 vs Milwaukee (12/6/23)

REBOUNDS: 11 vs Omaha (2/29/24)

STEALS: 4 at Kansas City (2/3/24)

3FGs: 6 vs Portland State (11/19/23)

SEASON HIGHS

POINTS: 22 vs Portland State (11/19/23)

ASSISTS: 5 (2x)

BLOCKS: 3 vs Milwaukee (12/6/23)

REBOUNDS: 11 vs Omaha (2/29/24)

STEALS: 4 at Kansas City (2/3/24)

3FGs: 6 vs Portland State (11/19/23)

ABOUT KENDALL BLUE

- Scored double digit points in seven straight games (12/29/23-1/18/24) for first time in career
- Shot 50% or better from the field in 23 of last 37 games
- Led St. Thomas in scoring four times (3-1) through his career
- First Tommie to begin game 6-of-6 from 3-point range (11/19/23) in DI era and first since Riley Miller Feb. 27, 2021 at Augsburg
- Several accolades in HS including All-Metro Second Team, All-Conference, Minnesota All-Star game participant, MBCA McDonald Award Finalist
- First career double-double (13p/11r) Feb. 29 versus Omaha
- Ranks in Summit: 18th SPG, 21st APG, 24th PPG

BLUE'S GAME-BY-GAME STATS

Opponent	Date	GS	MIN	Total		3-Pointers		Free throws		Rebounds											
				FG-FGA	PCT	3FG-3FGA	PCT	FT-FTA	PCT	OFF	DEF	TOT	AVG	PF	A	TO	BLK	STL	PTS	AVG	
at California	11/06/2023	*	23:56	0-2	.000	0-0	.000	0-0	.000	0	5	5	5.0	4	1	2	0	0	0	0.0	
Idaho St.	11/10/2023	*	32:08	3-6	.500	0-2	.000	1-4	.250	2	2	4	4.5	2	2	2	0	0	7	3.5	
North Central (MN)	11/12/2023	*	16:36	5-6	.833	3-4	.750	0-0	.000	0	2	2	3.7	0	1	1	0	2	13	6.7	
vs Cal Poly	11/17/2023	*	28:23	4-6	.667	0-1	.000	3-3	1.000	0	4	4	3.8	2	2	0	0	1	11	7.8	
at California Baptist	11/18/2023	*	26:46	2-5	.400	1-3	.333	2-4	.500	0	4	4	3.8	0	0	2	0	0	7	7.6	
vs Portland St.	11/19/2023	*	29:42	7-9	.778	6-7	.857	2-2	1.000	0	3	3	3.7	1	0	2	0	1	22	10.0	
at Green Bay	11/25/2023	*	27:26	1-5	.200	1-3	.333	0-0	.000	0	2	2	3.4	2	0	1	0	0	3	9.0	
at Western Mich.	12/01/2023	*	27:35	2-9	.222	1-6	.167	0-1	.000	1	5	6	3.8	2	2	0	0	1	5	8.5	
Milwaukee	12/06/2023	*	29:20	3-11	.273	1-7	.143	2-2	1.000	0	4	4	3.8	1	2	0	3	2	9	8.6	
at Chicago St.	12/10/2023	*	27:57	2-8	.250	1-7	.143	2-2	1.000	1	3	4	3.8	1	1	2	0	2	7	8.4	
at Marquette	12/14/2023	*	27:52	6-10	.600	1-4	.250	0-0	.000	0	3	3	3.7	1	3	1	0	2	13	8.8	
Crown (MN)	12/17/2023	*	24:18	4-8	.500	0-2	.000	0-0	.000	1	8	9	4.2	1	2	1	0	0	8	8.8	
UW-River Falls	12/21/2023	*	19:27	4-11	.364	1-5	.200	0-0	.000	0	2	2	4.0	1	3	0	0	0	9	8.8	
at North Dakota	12/29/2023	*	25:44	5-10	.500	0-2	.000	0-0	.000	1	4	5	4.1	1	5	0	0	1	10	8.9	
Kansas City	12/31/2023	*	26:49	5-10	.500	0-2	.000	5-6	.833	0	4	4	4.1	1	0	1	0	1	15	9.3	
at Idaho	01/03/2024	*	28:58	5-10	.500	4-9	.444	1-2	.500	1	4	5	4.1	1	5	0	0	1	15	9.6	
Sacramento St.	01/06/2024	*	27:19	4-9	.444	1-5	.200	1-1	1.000	0	4	4	4.1	0	1	4	0	0	10	9.6	
South Dakota St.	01/11/2024	*	27:46	6-12	.500	2-6	.333	3-3	1.000	0	0	0	3.9	0	0	3	1	1	17	10.1	
at Oral Roberts	01/13/2024	*	34:20	6-10	.600	2-6	.333	2-7	.286	1	6	7	4.1	3	2	0	1	0	16	10.4	
at South Dakota	01/18/2024	*	36:05	4-9	.444	2-6	.333	3-4	.750	0	5	5	4.1	2	0	0	0	0	13	10.5	
North Dakota St.	01/25/2024	*	25:21	2-4	.500	1-2	.500	4-4	1.000	0	1	1	4.0	0	2	1	0	0	9	10.4	
North Dakota	01/27/2024	*	28:00	2-6	.333	0-3	.000	4-5	.800	1	2	3	3.9	0	2	0	0	0	8	10.3	
at Omaha	02/01/2024	*	30:27	2-6	.333	0-3	.000	0-2	.000	0	3	3	3.9	0	0	0	0	0	4	10.0	
at Kansas City	02/03/2024	*	26:29	6-9	.667	4-6	.667	0-0	.000	1	5	6	4.0	2	0	2	0	4	16	10.3	
Oral Roberts	02/08/2024	*	30:25	8-14	.571	1-5	.200	1-1	1.000	1	3	4	4.0	1	3	0	2	1	18	10.6	
at Denver	02/10/2024	*	31:55	4-12	.333	1-5	.200	3-3	1.000	0	3	3	3.9	1	2	2	2	2	12	10.7	
South Dakota	02/17/2024	*	31:35	4-8	.500	0-2	.000	0-2	.000	0	2	2	3.9	1	4	1	0	2	8	10.6	
at North Dakota St.	02/22/2024	*	30:00	3-5	.600	0-0	.000	2-3	.667	1	0	1	3.8	0	0	0	0	0	8	10.5	
at South Dakota St.	02/24/2024	*	26:16	2-5	.400	0-2	.000	0-0	.000	0	5	5	3.8	2	0	2	0	1	4	10.2	
Omaha	02/29/2024	*	28:09	5-8	.625	1-1	1.000	2-2	1.000	1	10	11	4.0	1	3	1	1	0	13	10.3	
Denver	03/02/2024	*	28:22	6-8	.750	1-1	1.000	0-2	.000	0	7	7	4.1	1	3	0	0	0	13	10.4	
vs North Dakota St.	03/10/2024	*	31:45	6-7	.857	3-3	1.000	0-0	.000	0	2	2	4.1	1	1	1	0	0	15	10.6	
Totals			32	897:12	128-258	.496	39-120	.325	43-65	.662	13	117	130	4.1	36	52	32	10	25	338	10.6

Player Averages

Games Played	Minutes/game	Points/game	FG Pct	3FG Pct	FT Pct	Rebounds/game	Assists/game	Turnovers/game	Assist/Turnover ratio	Steals/game	Blocks/game
32	28.0	10.6	49.6	32.5	66.2	4.1	1.6	1.0	1.6	0.8	0.3

BLUE'S CAREER STATS

SEASON	TEAM	GP-GS	MIN/AVG	Field Goals FG-FGA FG%	3-Point 3FG-3FGA 3FG%	F-Throws FT-FTA FT%	Rebounds OFF DEF TOT AVG	PF-FO	A	TO	BLK	STL	Scoring PTS AVG
2022-23	UST	33-22	805/24.4	90-211 .427	36-112 .321	28-36 .778	13 95 108 3.3	57-0	49	42	14	21	244 7.4
2023-24	UST	32-32	897/28.0	128-258 .496	39-120 .325	43-65 .662	13 117 130 4.1	36-0	52	32	10	25	338 10.6
TOTAL		65-54	1702/26.2	218-469 .465	75-232 .323	71-101 .703	26 212 238 3.7	93-0	101	74	24	46	582 9.0

SUMMIT LEAGUE CHAMPIONSHIP - SEMIFINAL : ST. THOMAS vs SOUTH DAKOTA STATE

Player Profiles

2 | BEN NAU pronunciation: (now)



JUNIOR | GUARD | 6-2 | 190 | BROOKFIELD, WIS. | BROOKFIELD CENTRAL HS |

CAREER HIGHS

POINTS: 17 at Chicago State (12/10/23)

ASSISTS: 3 (2x)

BLOCKS: 1 (6x)

REBOUNDS: 6 (3x)

STEALS: 2 (5x)

3FGs: 5 at Chicago State (12/10/23)

SEASON HIGHS

POINTS: 17 at Chicago State (12/10/23)

ASSISTS: 2 (6x)

BLOCKS: 1 (3x)

REBOUNDS: 6 (2x)

STEALS: 2 (3x)

3FGs: 5 at Chicago State (12/10/23)

ABOUT BEN NAU

- Set career high 17 points on 6-of-8 FGs and 5-7 3FGs Dec. 10
- 20th in Summit League in 3FG/Game (1.4)
- Has four double-digit scoring games this season, the most in a season for Nau at St. Thomas
- Surpassed personal single-season high 3FGs made Dec. 31, 2023
- Part of 2021 St. Thomas' first DI signing class with Ryan Dufault
- A 1,000-point scorer, Wisconsin All-State First Team selection, academic all-state, and helped Brookfield Central to state title in 2019

NAU'S GAME-BY-GAME STATS

Opponent	Date	GS	MIN	Total		3-Pointers		Free throws		Rebounds										
				FG-FGA	PCT	3FG-3FGA	PCT	FT-FTA	PCT	OFF	DEF	TOT	AVG	PF	A	TO	BLK	STL	PTS	AVG
at California	11/06/2023		15:32	2-5	.400	2-5	.400	0-0	.000	1	1	2	2.0	2	1	1	0	0	6	6.0
Idaho St.	11/10/2023		13:27	0-2	.000	0-2	.000	0-0	.000	0	0	0	1.0	2	0	0	0	0	0	3.0
North Central (MN)	11/12/2023		23:24	2-10	.200	0-6	.000	0-0	.000	0	6	6	2.7	2	2	1	1	1	4	3.3
vs Cal Poly	11/17/2023		03:08	0-0	.000	0-0	.000	0-0	.000	0	0	0	2.0	2	0	0	0	0	0	2.2
at California Baptist	11/18/2023		21:31	2-4	.500	2-4	.500	0-0	.000	0	1	1	1.8	3	2	0	0	1	6	3.2
vs Portland St.	11/19/2023		18:33	3-4	.750	2-3	.667	0-0	.000	0	1	1	1.7	0	2	1	0	1	8	4.0
at Green Bay	11/25/2023		20:39	0-3	.000	0-2	.000	0-0	.000	0	0	0	1.4	5	0	0	0	1	0	3.4
at Western Mich.	12/01/2023		19:13	3-8	.375	3-8	.375	2-2	1.000	0	2	2	1.5	4	1	2	0	1	11	4.4
Milwaukee	12/06/2023		15:21	0-5	.000	0-4	.000	2-2	1.000	0	1	1	1.4	3	0	0	0	0	2	4.1
at Chicago St.	12/10/2023		21:03	6-8	.750	5-7	.714	0-0	.000	0	0	0	1.3	2	2	0	0	1	17	5.4
at Marquette	12/14/2023		23:49	4-7	.571	4-7	.571	0-0	.000	2	4	6	1.7	5	2	2	0	0	12	6.0
Crown (MN)	12/17/2023	*	31:45	2-8	.250	2-8	.250	0-0	.000	2	1	3	1.8	2	1	2	0	0	6	6.0
UW-River Falls	12/21/2023		12:13	2-4	.500	2-3	.667	0-0	.000	0	1	1	1.8	2	2	0	1	0	6	6.0
at North Dakota	12/29/2023		17:57	1-3	.333	1-3	.333	0-0	.000	0	1	1	1.7	1	1	0	0	1	3	5.8
Kansas City	12/31/2023		19:52	2-4	.500	2-3	.667	0-1	.000	0	0	0	1.6	2	0	1	0	1	6	5.8
at Idaho	01/03/2024		18:56	3-8	.375	3-8	.375	0-0	.000	1	1	2	1.6	3	0	0	1	0	9	6.0
Sacramento St.	01/06/2024		19:55	3-7	.429	3-7	.429	0-0	.000	1	1	2	1.6	3	1	1	0	2	9	6.2
South Dakota St.	01/11/2024		19:51	1-4	.250	1-4	.250	1-2	.500	1	1	2	1.7	2	1	0	0	1	4	6.1
at Oral Roberts	01/13/2024		15:51	0-1	.000	0-1	.000	0-0	.000	0	2	2	1.7	3	0	0	0	0	0	5.7
at South Dakota	01/18/2024		17:47	1-3	.333	0-2	.000	0-0	.000	0	0	0	1.6	1	0	1	0	0	2	5.6
North Dakota St.	01/25/2024		21:39	1-5	.200	1-5	.200	0-0	.000	0	2	2	1.6	3	1	1	0	0	3	5.4
North Dakota	01/27/2024		14:22	0-2	.000	0-1	.000	0-0	.000	0	1	1	1.6	4	0	1	0	0	0	5.2
at Omaha	02/01/2024		13:05	0-0	.000	0-0	.000	0-0	.000	0	1	1	1.6	2	0	0	0	0	0	5.0
at Kansas City	02/03/2024		11:42	0-1	.000	0-1	.000	1-2	.500	0	1	1	1.5	2	1	0	0	0	1	4.8
Oral Roberts	02/08/2024		16:55	3-4	.750	3-4	.750	0-0	.000	0	1	1	1.5	1	0	0	0	0	9	5.0
at Denver	02/10/2024		23:22	1-3	.333	1-3	.333	0-0	.000	0	3	3	1.6	5	1	1	0	2	3	4.9
South Dakota	02/17/2024		13:51	0-1	.000	0-1	.000	0-0	.000	0	0	0	1.5	3	1	0	0	0	0	4.7
at North Dakota St.	02/22/2024		19:29	1-3	.333	1-3	.333	0-2	.000	0	1	1	1.5	1	0	0	0	0	3	4.6
at South Dakota St.	02/24/2024		16:29	0-3	.000	0-3	.000	0-0	.000	0	2	2	1.5	2	3	2	0	1	0	4.5
Omaha	02/29/2024		19:07	3-6	.500	3-6	.500	0-0	.000	0	1	1	1.5	1	1	1	0	0	9	4.6
Denver	03/02/2024		15:32	4-6	.667	4-6	.667	0-0	.000	0	2	2	1.5	2	1	0	0	2	12	4.9
vs North Dakota St.	03/10/2024		19:57	0-3	.000	0-2	.000	0-0	.000	0	1	1	1.5	3	2	0	0	2	0	4.7
Totals		1	575:19	50-135	.370	45-122	.369	6-11	.545	8	40	48	1.5	78	29	18	3	18	151	4.7

Player Averages

Games Played	Minutes/game	Points/game	FG Pct	3FG Pct	FT Pct	Rebounds/game	Assists/game	Turnovers/game	Assist/Turnover ratio	Steals/game	Blocks/game
32	18.0	4.7	37.0	36.9	54.5	1.5	0.9	0.6	1.6	0.6	0.1

NAU'S CAREER STATS

				Field Goals		3-Point		F-Throws		Rebounds				Scoring						
SEASON	TEAM	GP-GS	MIN/AVG	FG-FGA	FG%	3FG-3FGA	3FG%	FT-FTA	FT%	OFF	DEF	TOT	AVG	PF-FO	A	TO	BLK	STL	PTS	AVG
2021-22	UST	30-0	314/10.5	31-84	.369	21-65	.323	2-3	.667	4	31	35	1.2	27-0	17	13	0	7	85	2.8
2022-23	UST	29-1	346/11.9	32-78	.410	23-58	.397	11-14	.786	6	23	29	1.0	49-1	16	15	4	6	98	3.4
2023-24	UST	32-1	575/18.0	50-135	.370	45-122	.369	6-11	.545	8	40	48	1.5	78-3	29	18	3	18	151	4.7
TOTAL		91-2	1235/13.6	113-297	.380	89-245	.363	19-28	.679	18	94	112	1.2	154-4	62	46	7	31	334	3.7

Player Profiles

3 | HAYDEN TIBBITS



FRESHMAN | GUARD | 5-11 | 165 | MEDINA, MINN. | WAYZATA HS |

CAREER HIGHS

POINTS: -

REBOUNDS: -

SEASON HIGHS

POINTS: -

REBOUNDS: -

ASSISTS: -

STEALS: -

ASSISTS: -

STEALS: -

BLOCKS: -

3FGs: -

BLOCKS: -

3FGs: -

ABOUT HAYDEN TIBBITS

- Part of 2023 class with Ben Oosterbaan and Adam Tauer
- Played under former Tommie Bryan Schnettler at Wayzata HS
- Part of Minnesota State Championship teams in 2021 and 2023, and runner-up in 2022
- Named to the Minnesota State Championship All-Tournament Teams over past two seasons
- Brother, Carter, played baseball at New Mexico and Creighton
- A top-five Minnesota Mr. Basketball finalist
- High school teammates with Carter Bjerke

TIBBIT'S GAME-BY-GAME STATS

TIBBIT'S CAREER STATS

SUMMIT LEAGUE CHAMPIONSHIP - SEMIFINAL : ST. THOMAS vs SOUTH DAKOTA STATE

Player Profiles

4 | BROOKS ALLEN



| GRADUATE STUDENT | FORWARD | 6-7 | 210 | SHAKOPEE, MINN. | SHAKOPEE HS |

CAREER HIGHS

POINTS: 30 at SDSU (12/31/22)

ASSISTS: 6 at Milwaukee (11/23/22)

BLOCKS: 2 vs USD (1/28/23)

REBOUNDS: 11 (2x)

STEALS: 4 vs ORU (2/8/24)

3FGs: 5 vs ORU (3/6/23)

SEASON HIGHS

POINTS: 18 at Denver (2/10/24)

ASSISTS: 4 (3x)

BLOCKS: 1 (12x)

REBOUNDS: 8 vs Kansas City (12/31/23)

STEALS: 4 vs ORU (2/8/24)

3FGs: 4 at Chicago State (12/10/23)

ABOUT BROOKS ALLEN

- Three straight season openers with double-digit scoring (12 pts at Chicago State 2021, 14 pts at No. 9 Creighton 2022, 17 pts at Cal 2023)
- Tommies are 13-3 when he shoots at least 50% on FGs
- 9th in SL with 1.0 SPG, 18th with 1.7 APG and 21st with 1.3 3FG/Gm
- Scored 9 points total in 12 Division III games (2019-21) and scored 12 points in first Division I game
- Brother, Jackson, part of 2021-22 national championship team for Virginia Tennis
- Surpassed 400 rebounds Feb. 24 at SDSU and ranks 31st all-time at UST
- Recorded 30 points Dec. 31, 2022 at South Dakota State (L, 71-64)
- Sister, Lily, is a freshman on St. Thomas Track & Field team

ALLEN'S GAME-BY-GAME STATS

Opponent	Date	GS	MIN	Total		3-Pointers		Free throws		Rebounds											
				FG-FGA	PCT	3FG-3FGA	PCT	FT-FTA	PCT	OFF	DEF	TOT	AVG	PF	A	TO	BLK	STL	PTS	AVG	
at California	11/06/2023	*	33:13	7-13	.538	3-7	.429	0-0	.000	0	4	4	4.0	2	2	1	1	1	17	17.0	
Idaho St.	11/10/2023	*	29:19	0-2	.000	0-1	.000	0-0	.000	0	2	2	3.0	4	2	3	1	1	0	8.5	
North Central (MN)	11/12/2023	*	17:38	2-3	.667	1-2	.500	2-3	.667	0	5	5	3.7	0	2	0	0	1	7	8.0	
vs Cal Poly	11/17/2023	*	34:24	1-6	.167	0-0	.000	1-3	.333	1	1	2	3.3	3	1	0	1	0	3	6.8	
at California Baptist	11/18/2023	*	22:26	1-7	.143	0-3	.000	0-1	.000	0	1	1	2.8	1	0	0	1	0	2	5.8	
vs Portland St.	11/19/2023	*	23:15	1-1	1.000	1-1	1.000	0-2	.000	0	3	3	2.8	2	2	2	0	1	3	5.3	
at Green Bay	11/25/2023	*	18:46	0-3	.000	0-2	.000	0-0	.000	0	3	3	2.9	1	2	0	0	0	0	4.6	
at Western Mich.	12/01/2023	*	21:37	1-7	.143	1-5	.200	1-1	1.000	3	1	4	3.0	1	0	0	0	0	4	4.5	
Milwaukee	12/06/2023	*	29:25	3-5	.600	2-4	.500	2-2	1.000	1	4	5	3.2	1	2	0	1	1	10	5.1	
at Chicago St.	12/10/2023	*	31:20	6-10	.600	4-6	.667	1-1	1.000	1	3	4	3.3	1	1	1	0	1	17	6.3	
at Marquette	12/14/2023	*	32:43	3-9	.333	1-6	.167	2-2	1.000	0	4	4	3.4	1	3	2	0	0	9	6.5	
Crown (MN)	12/17/2023	*	24:57	3-6	.500	2-4	.500	0-0	.000	0	3	3	3.3	0	3	1	0	1	8	6.7	
UW-River Falls	12/21/2023	*	17:56	4-5	.800	2-3	.667	1-2	.500	0	1	1	3.2	1	4	0	0	3	11	7.0	
at North Dakota	12/29/2023	*	25:26	1-2	.500	0-1	.000	0-0	.000	1	5	6	3.4	3	2	0	1	0	2	6.6	
Kansas City	12/31/2023	*	30:09	4-7	.571	2-3	.667	0-0	.000	1	7	8	3.7	3	4	0	0	1	10	6.9	
at Idaho	01/03/2024	*	28:03	1-6	.167	1-4	.250	0-0	.000	2	3	5	3.8	1	0	1	1	2	3	6.6	
Sacramento St.	01/06/2024	*	29:54	0-5	.000	0-4	.000	0-0	.000	2	2	4	3.8	1	0	0	1	1	0	6.2	
South Dakota St.	01/11/2024	*	30:56	4-8	.500	3-6	.500	0-0	.000	2	3	5	3.8	3	4	3	1	2	11	6.5	
at Oral Roberts	01/13/2024	*	27:11	2-7	.286	1-6	.167	0-0	.000	1	2	3	3.8	1	0	0	0	0	5	6.4	
at South Dakota	01/18/2024	*	34:03	1-5	.200	1-4	.250	0-0	.000	2	2	4	3.8	3	2	0	0	0	3	6.3	
North Dakota St.	01/25/2024	*	23:56	1-3	.333	0-2	.000	0-0	.000	0	2	2	3.7	1	2	1	1	1	2	6.0	
North Dakota	01/27/2024	*	19:34	2-5	.400	1-2	.500	0-0	.000	0	1	1	3.6	1	2	1	0	1	5	6.0	
at Omaha	02/01/2024	*	32:16	2-5	.400	2-5	.400	1-4	.250	1	3	4	3.6	2	1	1	0	0	7	6.0	
at Kansas City	02/03/2024	*	29:60	2-3	.667	1-2	.500	2-2	1.000	1	4	5	3.7	2	0	0	1	0	7	6.1	
Oral Roberts	02/08/2024	*	26:00	3-3	1.000	2-2	1.000	0-0	.000	0	2	2	3.6	1	2	1	0	4	8	6.2	
at Denver	02/10/2024	*	31:43	6-10	.600	2-5	.400	4-5	.800	2	2	4	3.6	1	0	1	0	3	18	6.6	
South Dakota	02/17/2024	*	32:56	5-10	.500	2-4	.500	0-0	.000	1	3	4	3.6	1	1	0	0	2	12	6.8	
at North Dakota St.	02/22/2024	*	24:42	1-9	.111	1-8	.125	0-0	.000	0	2	2	3.6	1	1	0	1	0	3	6.7	
at South Dakota St.	02/24/2024	*	30:25	2-6	.333	1-3	.333	2-2	1.000	1	4	5	3.6	2	3	0	0	3	7	6.7	
Omaha	02/29/2024	*	25:55	2-4	.500	2-3	.667	3-4	.750	0	3	3	3.6	3	1	1	0	1	9	6.8	
Denver	03/02/2024	*	30:27	2-3	.667	1-1	1.000	0-0	.000	0	2	2	3.5	0	3	0	1	0	5	6.7	
vs North Dakota St.	03/10/2024	*	29:33	3-8	.375	3-6	.500	0-0	.000	0	4	4	3.6	1	1	1	0	0	9	6.8	
Totals			32	880:07	.76-186	.409	43-115	.374	22-34	.647	23	91	114	3.6	49	53	21	13	31	217	6.8

Player Averages

Games Played	Minutes/game	Points/game	FG Pct	3FG Pct	FT Pct	Rebounds/game	Assists/game	Turnovers/game	Assist/Turnover ratio	Steals/game	Blocks/game
32	27.5	6.8	40.9	37.4	64.7	3.6	1.7	0.7	2.5	1.0	0.4

ALLEN'S CAREER STATS

SEASON	TEAM	GP-GS	MIN/AVG	Field Goals FG-FGA FG%	3-Point 3FG-3FGA 3FG%	F-Throws FT-FTA FT%	Rebounds OFF DEF TOT AVG	Scoring PF-FO A TO BLK STL PTS AVG
2019-20	UST	6-0	15/2.5	1-5 .200	0-1 .000	1-2 .500	3 3 6 1.0	1-0 0 1 1 2 3 0.5
2020-21	UST	6-0	34/5.6	3-7 .429	0-4 .000	0-0 .000	0 9 9 1.5	5-0 1 1 0 4 6 1.0
2021-22	UST	30-6	678/22.6	81-181 .448	26-78 .333	35-51 .686	25 115 140 4.7	53-0 59 21 6 24 223 7.4
2022-23	UST	33-33	1001/30.3	96-244 .393	43-134 .321	55-72 .764	19 123 142 4.3	74-1 75 46 10 39 290 8.8
2023-24	UST	32-32	880/27.5	76-186 .409	43-115 .374	22-34 .647	23 91 114 3.6	49-0 53 21 13 31 217 6.8
TOTAL		107-71	2608/24.4	257-623 .413	112-332 .337	113-159 .711	70 341 411 3.8	182-1 188 90 30 100 739 6.9

SUMMIT LEAGUE CHAMPIONSHIP - SEMIFINAL : ST. THOMAS vs SOUTH DAKOTA STATE

Player Profiles 5 | PARKER BJORKLUND pronunciation: (b-YORK-lund)



| GRADUATE STUDENT | FORWARD | 6-7 | 200 | CHASKA, MINN. | CHASKA HS |

CAREER HIGHS

POINTS: 32 vs NDSU (1/25/24)

REBOUNDS: 12 (2x)

SEASON HIGHS

POINTS: 32 vs NDSU (1/25/24)

REBOUNDS: 12 vs Idaho State (11/10/23)

ASSISTS: 6 vs North Central (12/29/21)

STEALS: 3 (4x)

BLOCKS: 2 (9x)

3FGs: 5 (3x)

BLOCKS: 2 vs NDSU (1/25/24)

FGs: 12 vs NDSU (1/25/24)

ABOUT PARKER BJORKLUND

- Scored in double digits in 32 of the last 42 games
- Third in Summit League in FG% and 10th in total FGA
- Has 16 career 20-point games and recorded first 30-point game during win vs NDSU (St. Thomas is 9-7 when Bjorklund scores 20+)
- Has 7 career double-doubles (5-2), including 3 last season (2-1) with back-to-back at the 2023 Summit League Championships
- Led Tommies in scoring 27 times (14-13) and rebounds 38 times (20-18) through 86 starts, including 14 games leading scoring in 2023-24
- First Tommie to reach 1,000 career points in DI era (1/27/24 vs UND)
- Scored in double figures once in six career games versus SDSU (1/20/22)

BJORKLUND'S GAME-BY-GAME STATS

Opponent	Date	GS	MIN	Total		3-Pointers		Free throws		Rebounds											
				FG-FGA	PCT	3FG-3FGA	PCT	FT-FTA	PCT	OFF	DEF	TOT	AVG	PF	A	TO	BLK	STL	PTS	AVG	
at California	11/06/2023	*	28:54	5-12	.417	1-5	.200	0-0	.000	0	2	2	2.0	1	2	2	0	0	11	11.0	
Idaho St.	11/10/2023	*	33:13	9-17	.529	0-0	.000	3-5	.600	4	8	12	7.0	0	1	2	0	0	21	16.0	
North Central (MN)	11/12/2023	*	16:36	4-5	.800	1-2	.500	0-0	.000	0	1	1	5.0	2	2	2	0	2	9	13.7	
vs Cal Poly	11/17/2023	*	33:08	9-14	.643	2-3	.667	2-2	1.000	0	3	3	4.5	3	1	2	0	1	22	15.8	
at California Baptist	11/18/2023	*	26:23	7-16	.438	3-7	.429	0-0	.000	1	5	6	4.8	3	2	2	0	0	17	16.0	
vs Portland St.	11/19/2023	*	23:24	3-11	.273	0-3	.000	0-2	.000	4	4	8	5.3	1	4	1	1	1	6	14.3	
at Green Bay	11/25/2023	*	21:45	5-14	.357	0-1	.000	1-1	1.000	1	3	4	5.1	4	0	2	0	0	11	13.9	
at Western Mich.	12/01/2023	*	27:46	7-12	.583	3-6	.500	5-5	1.000	2	2	4	5.0	2	1	0	0	0	22	14.9	
Milwaukee	12/06/2023	*	27:25	6-11	.545	1-3	.333	2-4	.500	2	2	4	4.9	1	0	1	1	1	15	14.9	
at Chicago St.	12/10/2023	*	20:23	2-7	.286	0-2	.000	1-2	.500	1	3	4	4.8	0	0	0	0	0	5	13.9	
at Marquette	12/14/2023	*	20:37	3-5	.600	2-3	.667	2-2	1.000	0	2	2	4.5	2	1	1	1	0	10	13.5	
Crown (MN)	12/17/2023	*	29:44	8-12	.667	0-0	.000	9-10	.900	2	3	5	4.6	3	2	1	1	3	25	14.5	
UW-River Falls	12/21/2023	*	15:27	4-7	.571	3-4	.750	0-0	.000	3	4	7	4.8	1	3	0	0	1	11	14.2	
at North Dakota	12/29/2023	*	21:41	9-16	.563	2-4	.500	1-1	1.000	2	6	8	5.0	0	0	3	0	0	21	14.7	
Kansas City	12/31/2023	*	16:08	1-3	.333	0-2	.000	3-4	.750	0	1	1	4.7	3	0	0	1	1	5	14.1	
at Idaho	01/03/2024	*	27:18	4-9	.444	1-4	.250	3-3	1.000	1	4	5	4.8	1	3	1	0	1	12	13.9	
Sacramento St.	01/06/2024	*	18:44	4-10	.400	1-2	.500	4-5	.800	0	0	0	4.5	2	1	1	0	2	13	13.9	
South Dakota St.	01/11/2024	*	24:50	3-10	.300	1-8	.125	0-0	.000	1	2	3	4.4	3	1	0	0	1	7	13.5	
at Oral Roberts	01/13/2024	*	20:29	4-7	.571	0-2	.000	2-5	.400	1	3	4	4.4	3	1	0	0	0	10	13.3	
at South Dakota	01/18/2024	*	28:36	5-15	.333	2-9	.222	5-6	.833	3	4	7	4.5	0	1	0	1	1	17	13.5	
North Dakota St.	01/25/2024	*	32:29	12-22	.545	5-10	.500	3-5	.600	3	6	9	4.7	2	1	1	2	2	32	14.4	
North Dakota	01/27/2024	*	24:49	2-6	.333	0-2	.000	0-0	.000	0	3	3	4.6	2	0	1	0	1	4	13.9	
at Omaha	02/01/2024	*	31:39	7-13	.538	2-3	.667	4-7	.571	0	3	3	4.6	2	0	2	0	0	20	14.2	
at Kansas City	02/03/2024	*	29:14	2-9	.222	0-4	.000	2-4	.500	0	0	0	4.4	2	2	2	0	3	6	13.8	
Oral Roberts	02/08/2024	*	25:06	8-12	.667	0-2	.000	3-6	.500	1	6	7	4.5	1	4	1	0	0	19	14.0	
at Denver	02/10/2024	*	17:24	2-8	.250	0-2	.000	0-0	.000	0	5	5	4.5	0	2	2	0	1	4	13.7	
South Dakota	02/17/2024	*	27:10	7-13	.538	3-6	.500	0-0	.000	2	9	11	4.7	3	1	1	0	3	17	13.8	
at North Dakota St.	02/22/2024	*	21:23	5-9	.556	1-3	.333	0-0	.000	0	2	2	4.6	3	0	2	0	0	11	13.7	
at South Dakota St.	02/24/2024	*	23:57	2-5	.400	0-2	.000	2-2	1.000	0	1	1	4.5	1	0	2	0	1	6	13.4	
Omaha	02/29/2024	*	27:16	5-12	.417	0-2	.000	4-4	1.000	0	8	8	4.6	1	2	1	0	0	14	13.4	
Denver	03/02/2024	*	29:11	7-13	.538	0-1	.000	3-4	.750	1	6	7	4.7	0	1	0	0	0	17	13.5	
vs North Dakota St.	03/10/2024	*	19:29	3-9	.333	0-2	.000	1-1	1.000	2	2	4	4.7	4	0	1	0	1	7	13.3	
Totals		32	791:37	164-344	.477	34-109	.312	65-90	.722	37	113	150	4.7	56	39	37	8	27	427	13.3	

Player Averages

Games Played	Minutes/game	Points/game	FG Pct	3FG Pct	FT Pct	Rebounds/game	Assists/game	Turnovers/game	Assist/Turnover ratio	Steals/game	Blocks/game
32	24.7	13.3	47.7	31.2	72.2	4.7	1.2	1.2	1.1	0.8	0.3

BJORKLUND'S CAREER STATS

SEASON	TEAM	GP-GS	MIN/AVG	Field Goals FG-FGA	FG%	3-Point 3FG-3FGA	3FG%	F-Throws FT-FTA	FT%	Rebounds OFF	DEF	TOT	AVG	PF-FO	A	TO	BLK	STL	PTS	AVG
2020-21	UST	6-6	124/20.6	33-44	.750	0-0	.000	13-27	.481	16	18	34	5.7	12-0	0	5	3	2	79	13.2
2021-22	UST	24-24	600/25.0	130-239	.544	5-11	.455	37-69	.536	50	101	151	6.3	58-2	33	34	12	20	302	12.6
2022-23	UST	26-25	688/26.5	144-291	.495	31-87	.356	74-108	.685	48	94	142	5.5	57-1	33	35	11	9	393	15.1
2023-24	UST	32-32	792/24.7	164-344	.477	34-109	.312	65-90	.722	37	113	150	4.7	56-0	39	37	8	27	427	13.3
TOTAL		88-87	2203/25.0	471-918	.513	70-207	.338	189-294	.643	151	326	477	5.4	183-3	105	111	34	58	1201	13.6

SUMMIT LEAGUE CHAMPIONSHIP - SEMIFINAL : ST. THOMAS vs SOUTH DAKOTA STATE

Player Profiles

11 | DRAKE DOBBS



| SENIOR | GUARD | 6-2 | 175 | EDEN PRAIRIE, MINN. | EDEN PRAIRIE HS | LIBERTY |

CAREER HIGHS

POINTS: 18 (2x)

REBOUNDS: 6 vs North Dakota (1/27/24)

SEASON HIGHS

POINTS: 18 (2x)

REBOUNDS: 6 vs North Dakota (1/27/24)

ASSISTS: 6 (2x)

STEALS: 2 (5x)

ASSISTS: 6 (2x)

STEALS: 2 (5x)

BLOCKS: 2 vs Oral Roberts (2/8/24)

3FGs: 4 vs South Dakota State (1/11/24)

BLOCKS: 2 vs Oral Roberts (2/8/24)

3FGs: 4 vs South Dakota State (1/11/24)

ABOUT DRAKE DOBBS

- Scored 14 points in first start with Tommies at Cal (11/6/23) and set career high 18 twice at home (1/11/24 vs SDSU and 2/17/24 vs USD)
- 22-game streak with an assist snapped Jan. 27 versus UND - 12th in Summit League in total assists and APG, and 13th in MPG
- A Minnesota Mr. Basketball top five finalist, a McDonald's All-America nominee, an all-metro first team selection, and all-time leading scorer at Eden Prairie High School with over 2,000 points
- Led EPHS to 28-0 record and ranked #10 nationally in 2019-20 (COVID shortened)

DOBBS' GAME-BY-GAME STATS

Opponent	Date	GS	MIN	Total		3-Pointers		Free throws		Rebounds				PF	A	TO	BLK	STL	PTS	AVG
				FG-FGA	PCT	3FG-3FGA	PCT	FT-FTA	PCT	OFF	DEF	TOT	AVG							
at California	11/06/2023	*	35:02	5-8	.625	2-3	.667	2-3	.667	0	0	0	0.0	1	3	1	0	0	14	14.0
Idaho St.	11/10/2023	*	29:05	1-5	.200	0-3	.000	1-2	.500	0	0	0	0.0	2	1	0	0	1	3	8.5
North Central (MN)	11/12/2023	*	16:36	3-5	.600	0-2	.000	2-2	1.000	0	1	1	0.3	1	3	0	0	0	8	8.3
vs Cal Poly	11/17/2023	*	33:29	3-7	.429	1-2	.500	0-0	.000	0	1	1	0.5	0	1	1	0	0	7	8.0
at California Baptist	11/18/2023	*	30:45	2-8	.250	0-5	.000	6-6	1.000	1	3	4	1.2	2	3	0	1	0	10	8.4
vs Portland St.	11/19/2023	*	29:59	7-8	.875	3-3	1.000	0-0	.000	0	1	1	1.2	3	3	0	0	0	17	9.8
at Green Bay	11/25/2023	*	33:21	2-12	.167	1-7	.143	0-0	.000	0	2	2	1.3	2	1	0	0	2	5	9.1
at Western Mich.	12/01/2023	*	30:57	3-6	.500	0-2	.000	1-1	1.000	1	2	3	1.5	1	5	3	0	2	7	8.9
Milwaukee	12/06/2023	*	33:55	2-8	.250	2-6	.333	4-4	1.000	1	3	4	1.8	0	1	0	0	2	10	9.0
at Chicago St.	12/10/2023	*	33:19	3-6	.500	1-3	.333	0-0	.000	0	3	3	1.9	1	6	1	0	1	7	8.8
at Marquette	12/14/2023	*	35:27	5-10	.500	1-6	.167	3-3	1.000	0	0	0	1.7	3	4	2	0	0	14	9.3
Crown (MN)	12/17/2023	*	38:10	4-8	.500	2-3	.667	2-2	1.000	0	2	2	1.8	2	4	0	0	0	12	9.5
UW-River Falls	12/21/2023	*	11:38	1-3	.333	0-2	.000	3-3	1.000	0	2	2	1.8	1	1	0	0	0	5	9.2
at North Dakota	12/29/2023	*	26:02	1-2	.500	0-1	.000	0-0	.000	1	1	2	1.8	3	3	2	0	0	2	8.6
Kansas City	12/31/2023	*	28:28	5-10	.500	1-4	.250	3-3	1.000	0	0	0	1.7	1	2	0	0	2	14	9.0
at Idaho	01/03/2024	*	32:04	3-6	.500	2-5	.400	8-8	1.000	0	3	3	1.8	1	6	1	1	1	16	9.4
Sacramento St.	01/06/2024	*	31:53	2-4	.500	0-2	.000	4-4	1.000	0	1	1	1.7	1	2	2	0	0	8	9.4
South Dakota St.	01/11/2024	*	27:58	6-11	.545	4-9	.444	2-2	1.000	0	4	4	1.8	5	2	0	1	1	18	9.8
at Oral Roberts	01/13/2024	*	31:59	5-10	.500	2-7	.286	5-6	.833	0	5	5	2.0	1	3	1	0	2	17	10.2
at South Dakota	01/18/2024	*	37:18	4-11	.364	2-6	.333	1-1	1.000	1	0	1	2.0	3	1	0	0	0	11	10.3
North Dakota St.	01/25/2024	*	36:41	3-5	.600	0-2	.000	2-2	1.000	0	1	1	1.9	0	1	0	0	0	8	10.1
North Dakota	01/27/2024	*	30:08	1-4	.250	0-2	.000	2-2	1.000	0	6	6	2.1	1	0	0	0	0	4	9.9
at Omaha	02/01/2024	*	33:29	5-9	.556	2-6	.333	2-4	.500	1	2	3	2.1	4	4	1	0	1	14	10.0
at Kansas City	02/03/2024	*	30:57	3-5	.600	2-4	.500	0-0	.000	0	2	2	2.1	1	4	3	0	0	8	10.0
Oral Roberts	02/08/2024	*	29:28	2-6	.333	2-3	.667	0-0	.000	0	4	4	2.2	2	2	1	2	0	6	9.8
at Denver	02/10/2024	*	34:31	2-5	.400	1-4	.250	4-7	.571	0	1	1	2.2	0	1	1	0	1	9	9.8
South Dakota	02/17/2024	*	34:44	5-9	.556	1-3	.333	7-7	1.000	0	1	1	2.1	2	1	1	0	1	18	10.1
at North Dakota St.	02/22/2024	*	29:36	0-3	.000	0-1	.000	0-0	.000	0	1	1	2.1	1	1	3	0	1	0	9.7
at South Dakota St.	02/24/2024	*	28:25	5-11	.455	2-5	.400	4-4	1.000	0	0	0	2.0	2	0	0	0	0	16	9.9
Omaha	02/29/2024	*	25:14	2-4	.500	1-2	.500	2-3	.667	0	1	1	2.0	1	5	0	0	2	7	9.8
Denver	03/02/2024	*	24:17	3-5	.600	1-2	.500	0-0	.000	0	1	1	1.9	1	2	0	0	1	7	9.7
vs North Dakota St.	03/10/2024	*	25:54	3-4	.750	1-1	1.000	0-3	.000	1	1	2	1.9	1	3	0	0	0	7	9.7
Totals			32 970:48	101-218	.463	37-116	.319	70-82	.854	7	55	62	1.9	50	80	25	5	21	309	9.7

Player Averages

Games Played	Minutes/game	Points/game	FG Pct	3FG Pct	FT Pct	Rebounds/game	Assists/game	Turnovers/game	Assist/Turnover ratio	Steals/game	Blocks/game
32	30.3	9.7	46.3	31.9	85.4	1.9	2.5	0.8	3.2	0.7	0.2

DOBBS' CAREER STATS

				Field Goals		3-Point		F-Throws		Rebounds										Scoring	
SEASON	TEAM	GP-GS	MIN/AVG	FG-FGA	FG%	3FG-3FGA	3FG%	FT-FTA	FT%	OFF	DEF	TOT	AVG	PF-FO	A	TO	BLK	STL	PTS	AVG	
2020-21	Lib	29-1	375/12.9	38-75	.507	9-20	.450	28-31	.903	3	28	31	1.1	30-0	38	20	4	6	113	3.9	
2021-22	Lib	10-1	77/7.7	6-17	.353	2-8	.250	5-6	.833	3	9	12	1.2	2-0	9	9	1	0	19	1.9	
2022-23	UST	11-0	102/9.3	7-31	.226	3-14	.214	7-8	.875	1	5	6	0.5	10-0	8	6	0	2	24	2.2	
2023-24	UST	32-32	971/30.3	101-218	.463	37-116	.319	70-82	.854	7	55	62	1.9	50-1	80	25	5	21	309	9.7	
TOTAL FOR UST		43-32	1073/25.0	108-249	.434	40-130	.308	77-90	.856	8	60	68	1.6	60-1	88	31	5	23	333	7.7	
TOTAL		82-34	1526/18.6	152-341	.446	51-158	.323	110-127	.866	14	97	111	1.4	92-1	135	60	10	29	465	5.7	

SUMMIT LEAGUE CHAMPIONSHIP - SEMIFINAL : ST. THOMAS vs SOUTH DAKOTA STATE

Player Profiles

12 | RYAN DUFAULT



JUNIOR | GUARD | 6-0 | 185 | WASECA, MINN. | WASECA HS |

CAREER HIGHS

POINTS: 19 vs North Central (11/29/22)

ASSISTS: 9 vs North Central (11/29/22)

BLOCKS: 1 (3x)

REBOUNDS: 5 (3x)

STEALS: 5 vs North Central (11/29/22)

3FGs: 2 at UND (2/25/23)

SEASON HIGHS

POINTS: 18 vs Crown (12/17/23)

ASSISTS: 7 vs UW-River Falls (12/21/23)

BLOCKS: 1 (2x)

REBOUNDS: 5 (2x)

STEALS: 3 vs North Dakota (1/27/24)

3FGs: 1 (2x)

ABOUT RYAN DUFAULT

- Totaled Summit League and Division I opponent career high of 16 points on 7-of-8 shooting in 17:31 played 2/3/24 at Kansas City
- Shot 69.2 percent (54-78) from the field over the past 17 games
- Shot under 50 percent in 5 games with multiple FGA (25)
- A Minnesota Mr. Basketball top 10 finalist, 1,000-point scorer, Minnesota All-State selection, All-South Central Conference selection, and Minnesota State Champion at Waseca High School
- Part of 2021 signing class that included Ben Nau

DUFAULT'S GAME-BY-GAME STATS

Opponent	Date	GS	MIN	Total		3-Pointers		Free throws		Rebounds											
				FG-FGA	PCT	3FG-3FGA	PCT	FT-FTA	PCT	OFF	DEF	TOT	AVG	PF	A	TO	BLK	STL	PTS	AVG	
at California	11/06/2023		04:58	0-0	.000	0-0	.000	0-0	.000	0	1	1	1.0	1	0	0	0	0	0	0.0	
Idaho St.	11/10/2023		03:58	1-3	.333	0-0	.000	0-0	.000	0	0	0	0.5	0	0	0	0	1	2	1.0	
North Central (MN)	11/12/2023		23:24	3-5	.600	0-1	.000	1-1	1.000	1	4	5	2.0	3	4	2	0	2	7	3.0	
vs Cal Poly	11/17/2023		12:43	1-2	.500	0-0	.000	0-0	.000	0	2	2	2.0	1	1	1	0	0	2	2.8	
at California Baptist	11/18/2023		09:34	1-2	.500	0-0	.000	0-0	.000	0	2	2	2.0	5	1	0	0	0	2	2.6	
vs Portland St.	11/19/2023		10:01	0-3	.000	0-2	.000	0-0	.000	0	1	1	1.8	1	1	0	0	0	0	2.2	
at Green Bay	11/25/2023		10:33	2-5	.400	0-0	.000	0-0	.000	0	2	2	1.9	1	0	0	0	0	4	2.4	
at Western Mich.	12/01/2023		10:39	0-1	.000	0-0	.000	0-0	.000	0	2	2	1.9	1	0	2	0	0	0	2.1	
Milwaukee	12/06/2023		06:09	0-1	.000	0-0	.000	0-0	.000	0	0	0	1.7	2	0	0	0	0	0	1.9	
at Chicago St.	12/10/2023		03:39	0-0	.000	0-0	.000	0-0	.000	0	0	0	1.5	0	1	1	0	0	0	1.7	
at Marquette	12/14/2023		05:04	0-0	.000	0-0	.000	0-0	.000	0	1	1	1.5	1	0	0	0	0	0	1.5	
Crown (MN)	12/17/2023		19:34	7-9	.778	0-1	.000	4-4	1.000	0	4	4	1.7	1	4	0	1	1	18	2.9	
UW-River Falls	12/21/2023		23:60	6-8	.750	1-2	.500	0-0	.000	0	5	5	1.9	4	7	1	0	1	13	3.7	
at North Dakota	12/29/2023		15:46	1-2	.500	0-0	.000	0-0	.000	0	2	2	1.9	1	1	1	0	2	2	3.6	
Kansas City	12/31/2023		11:54	2-3	.667	0-0	.000	1-2	.500	0	1	1	1.9	1	1	1	0	1	5	3.7	
at Idaho	01/03/2024		08:15	1-2	.500	0-0	.000	0-0	.000	0	0	0	1.8	2	0	1	0	1	2	3.6	
Sacramento St.	01/06/2024		08:07	1-2	.500	0-0	.000	0-0	.000	0	1	1	1.7	3	3	0	0	0	2	3.5	
South Dakota St.	01/11/2024		10:24	0-1	.000	0-0	.000	0-0	.000	0	1	1	1.7	2	1	0	0	1	0	3.3	
at Oral Roberts	01/13/2024		08:08	3-3	1.000	0-0	.000	1-2	.500	0	0	0	1.6	0	3	0	0	1	7	3.5	
at South Dakota	01/18/2024		07:42	1-2	.500	0-0	.000	2-2	1.000	1	2	3	1.7	2	0	0	0	0	4	3.5	
North Dakota St.	01/25/2024		06:35	0-1	.000	0-0	.000	0-0	.000	1	0	1	1.6	2	1	0	0	0	0	3.3	
North Dakota	01/27/2024		14:46	4-6	.667	0-1	.000	0-0	.000	0	2	2	1.6	3	0	1	0	3	8	3.5	
at Omaha	02/01/2024		06:29	1-2	.500	0-1	.000	0-0	.000	0	1	1	1.6	0	1	0	0	0	2	3.5	
at Kansas City	02/03/2024		17:31	7-8	.875	1-1	1.000	1-3	.333	0	2	2	1.6	2	1	1	0	1	16	4.0	
Oral Roberts	02/08/2024		10:32	0-2	.000	0-0	.000	0-0	.000	1	3	4	1.7	0	2	2	0	0	0	3.8	
at Denver	02/10/2024		08:47	3-3	1.000	0-0	.000	2-2	1.000	2	1	3	1.8	0	0	0	0	0	8	4.0	
South Dakota	02/17/2024		05:16	1-2	.500	0-0	.000	0-0	.000	0	2	2	1.8	0	0	0	0	0	2	3.9	
at North Dakota St.	02/22/2024		12:33	2-5	.400	0-0	.000	0-0	.000	0	1	1	1.8	0	2	2	0	2	4	3.9	
at South Dakota St.	02/24/2024		12:00	4-4	1.000	0-0	.000	0-0	.000	1	0	1	1.7	1	1	0	0	0	8	4.1	
Omaha	02/29/2024		15:11	3-4	.750	0-0	.000	1-1	1.000	1	1	2	1.7	4	1	0	1	0	7	4.2	
Denver	03/02/2024		16:31	2-3	.667	0-0	.000	2-2	1.000	0	3	3	1.8	3	1	0	0	0	6	4.2	
vs North Dakota St.	03/10/2024		15:59	5-6	.833	0-0	.000	4-6	.667	1	2	3	1.8	3	1	1	0	1	14	4.5	
Totals		0	356:42	62-100	.620	2-9	.222	19-25	.760	9	49	58	1.8	50	39	17	2	18	145	4.5	

Player Averages

Games Played	Minutes/game	Points/game	FG Pct	3FG Pct	FT Pct	Rebounds/game	Assists/game	Turnovers/game	Assist/Turnover ratio	Steals/game	Blocks/game
32	11.1	4.5	62.0	22.2	76.0	1.8	1.2	0.5	2.3	0.6	0.1

DUFAULT'S CAREER STATS

			Field Goals		3-Point		F-Throws		Rebounds				Scoring							
SEASON	TEAM	GP-GS	MIN/AVG	FG-FGA	FG%	3FG-3FGA	3FG%	FT-FTA	FT%	OFF	DEF	TOT	AVG	PF-FO	A	TO	BLK	STL	PTS	AVG
2022-23	UST	32-0	394/12.3	47-89	.528	5-9	.556	16-22	.727	18	37	55	1.7	57-0	36	22	1	26	115	3.6
2023-24	UST	32-0	357/11.1	62-100	.620	2-9	.222	19-25	.760	9	49	58	1.8	50-1	39	17	2	18	145	4.5
TOTAL		64-0	750/11.7	109-189	.577	7-18	.389	35-47	.745	27	86	113	1.8	107-1	75	39	3	44	260	4.1

SUMMIT LEAGUE CHAMPIONSHIP - SEMIFINAL : ST. THOMAS vs SOUTH DAKOTA STATE

Player Profiles

13 | AHJANY LEE pronounced (uh-JOHN-ee)



| SOPHOMORE | FORWARD | 6-9 | 215 | BYRON, MINN. | TOTINO-GRACE HS |

CAREER HIGHS

POINTS: 16 at Oral Roberts (1/14/24)

REBOUNDS: 11 vs Western Ill. (2/18/23)

SEASON HIGHS

POINTS: 16 at Oral Roberts (1/14/24)

REBOUNDS: 7 (2x)

ASSISTS: 3 vs Crown (12/17/23)

STEALS: 2 (3x)

BLOCKS: 3 (3x)

FGs: 6 (2x)

BLOCKS: 2 (5x)

FGs: 6 vs UW-River Falls (12/21/23)

ABOUT AHJANY LEE

- Totaled eight double-digit scoring games (8-0), six as freshman
 - 11th in Summit League with 18 total blocks
 - Shot 62.9% on FGs over final 9 games of 2022-23 regular season
 - Part of 2022 signing class that included Carter Bjerke and Kendall Blue, and won a state title at Totino-Grace High School
 - Sister, Ayoka, plays basketball at Kansas State
- Shot 53.4% (39-73) on FGs over past 21 games and 51.1% in SL games
 - Led Tommies in rebounds in 14 career games (7-7)
 - Shot 56.5% on FGs in Summit League games last season

LEE'S GAME-BY-GAME STATS

Opponent	Date	GS	MIN	FG-FGA	PCT	3FG-3FGA	PCT	FT-FTA	PCT	OFF	DEF	TOT	AVG	PF	A	TO	BLK	STL	PTS	AVG
at California	11/06/2023		10:22	2-3	.667	1-1	1.000	0-0	.000	0	2	2	2.0	4	1	0	2	0	5	5.0
Idaho St.	11/10/2023		07:20	0-3	.000	0-0	.000	0-0	.000	3	1	4	3.0	3	0	0	0	0	0	2.5
North Central (MN)	11/12/2023		12:39	2-7	.286	0-1	.000	4-8	.500	3	1	4	3.3	2	2	1	2	1	8	4.3
vs Cal Poly	11/17/2023		05:44	0-0	.000	0-0	.000	2-2	1.000	0	1	1	2.8	2	0	2	0	0	2	3.3
at California Baptist	11/18/2023		16:14	3-4	.750	1-1	1.000	1-2	.500	2	4	6	3.4	0	0	1	2	0	8	4.6
vs Portland St.	11/19/2023		17:08	0-0	.000	0-0	.000	2-2	1.000	0	2	2	3.2	0	1	1	0	0	2	4.2
at Green Bay	11/25/2023		14:34	0-1	.000	0-0	.000	2-2	1.000	1	3	4	3.3	3	1	0	1	2	2	3.9
at Western Mich.	12/01/2023		10:29	0-0	.000	0-0	.000	0-0	.000	0	2	2	3.1	4	1	1	0	0	0	3.4
Milwaukee	12/06/2023		12:35	1-2	.500	0-0	.000	2-2	1.000	2	3	5	3.3	1	0	0	0	0	4	3.4
at Chicago St.	12/10/2023		19:31	3-5	.600	0-1	.000	0-0	.000	0	3	3	3.3	2	0	0	2	0	6	3.7
at Marquette	12/14/2023		12:44	1-1	1.000	0-0	.000	0-0	.000	2	3	5	3.5	4	3	0	1	0	2	3.5
Crown (MN)	12/17/2023		14:21	2-3	.667	0-0	.000	0-1	.000	1	2	3	3.4	1	1	0	1	0	4	3.6
UW-River Falls	12/21/2023		20:32	6-8	.750	2-2	1.000	0-0	.000	2	3	5	3.5	1	2	1	0	1	14	4.4
at North Dakota	12/29/2023		16:06	4-8	.500	1-2	.500	0-0	.000	0	1	1	3.4	1	1	0	0	0	9	4.7
Kansas City	12/31/2023		20:20	1-2	.500	0-0	.000	0-0	.000	1	1	2	3.3	3	1	0	0	0	2	4.5
at Idaho	01/03/2024		12:42	0-4	.000	0-1	.000	0-0	.000	1	1	2	3.2	0	1	0	2	0	0	4.3
Sacramento St.	01/06/2024		19:39	3-4	.750	0-0	.000	0-1	.000	0	3	3	3.2	3	0	0	0	0	6	4.4
South Dakota St.	01/11/2024		16:54	0-0	.000	0-0	.000	2-2	1.000	0	4	4	3.2	0	1	0	0	1	2	4.2
at Oral Roberts	01/13/2024		20:24	4-5	.800	2-2	1.000	6-8	.750	1	6	7	3.4	2	2	1	1	0	16	4.8
at South Dakota	01/18/2024		15:52	2-4	.500	0-2	.000	2-2	1.000	2	1	3	3.4	2	0	2	0	1	6	4.9
North Dakota St.	01/25/2024		18:51	2-4	.500	0-2	.000	2-3	.667	0	3	3	3.4	3	1	0	1	0	6	5.0
North Dakota	01/27/2024		20:44	1-3	.333	0-0	.000	1-2	.500	0	0	0	3.2	2	1	2	1	0	3	4.8
at Omaha	02/01/2024		12:49	1-1	1.000	0-0	.000	2-2	1.000	0	1	1	3.1	4	0	1	0	0	4	4.9
at Kansas City	02/03/2024		10:46	1-1	1.000	0-0	.000	0-0	.000	1	1	2	3.1	2	0	0	1	1	2	4.7
Oral Roberts	02/08/2024		12:50	1-4	.250	0-0	.000	2-2	1.000	2	3	5	3.2	1	0	0	0	0	4	4.7
at Denver	02/10/2024		13:06	3-4	.750	0-0	.000	0-0	.000	4	3	7	3.3	5	0	0	0	0	6	4.7
South Dakota	02/17/2024		12:50	0-1	.000	0-1	.000	0-0	.000	0	3	3	3.3	1	2	1	1	0	0	4.6
at North Dakota St.	02/22/2024		12:22	2-6	.333	0-3	.000	0-0	.000	1	2	3	3.3	1	0	0	0	0	4	4.5
at South Dakota St.	02/24/2024		04:06	1-2	.500	0-0	.000	0-0	.000	0	1	1	3.2	3	0	0	0	0	2	4.4
Omaha	02/29/2024		04:23	0-0	.000	0-0	.000	0-0	.000	1	0	1	3.1	0	0	1	0	0	0	4.3
Denver	03/02/2024		01:54	0-0	.000	0-0	.000	0-0	.000	0	0	0	3.0	0	0	0	0	0	0	4.2
vs North Dakota St.	03/10/2024		01:03	0-1	.000	0-0	.000	0-0	.000	0	0	0	2.9	0	0	0	0	0	0	4.0
Totals		0	421:55	46-91	.505	7-19	.368	30-41	.732	30	64	94	2.9	60	22	15	18	7	129	4.0

Player Averages

Games Played	Minutes/game	Points/game	FG Pct	3FG Pct	FT Pct	Rebounds/game	Assists/game	Turnovers/game	Assist/Turnover ratio	Steals/game	Blocks/game
32	13.2	4.0	50.5	36.8	73.2	2.9	0.7	0.5	1.5	0.2	0.6

LEE'S CAREER STATS

				Field Goals		3-Point		F-Throws		Rebounds									Scoring	
SEASON	TEAM	GP-GS	MIN/AVG	FG-FGA	FG%	3FG-3FGA	3FG%	FT-FTA	FT%	OFF	DEF	TOT	AVG	PF-FO	A	TO	BLK	STL	PTS	AVG
2022-23	UST	32-4	491/15.3	62-125	.496	1-3	.333	42-50	.840	48	91	139	4.3	71-1	16	27	23	8	167	5.2
2023-24	UST	32-0	422/13.2	46-91	.505	7-19	.368	30-41	.732	30	64	94	2.9	60-1	22	15	18	7	129	4.0
TOTAL		64-4	913/14.3	108-216	.500	8-22	.364	72-91	.791	78	155	233	3.6	131-2	38	42	41	15	296	4.6

SUMMIT LEAGUE CHAMPIONSHIP - SEMIFINAL : ST. THOMAS vs SOUTH DAKOTA STATE

Player Profiles

14 | ADAM TAUER pronounced (tower)



| FRESHMAN | GUARD | 6-3 | 175 | ST. PAUL, MINN. | CRETIN-DERHAM HALL |

CAREER HIGHS

POINTS: -

ASSISTS: -

BLOCKS: -

REBOUNDS: -

STEALS: -

3FGs: -

SEASON HIGHS

POINTS: -

ASSISTS: -

BLOCKS: -

REBOUNDS: -

STEALS: -

3FGs: -

ABOUT ADAM TAUER

- Son of Head Coach Johnny Tauer
- Part of 2023 class with Ben Oosterbaan and Hayden Tibbits
- A Len Horyza Memorial Scholarship and Harvey Buron award winner, presented to the top senior male athlete at CDH that exemplifies dedication, hard work, and positive attitude
- Selected to play in MBCA All-Star Game
- All-Suburban East Conference selection, two-year starter, and team captain senior season at CDH
- Made game-winning 3-point shot in Minnesota State Tournament Quarterfinal versus Owatonna
- Grandfather, John, was a 1963 St. Thomas alum and captain of the men's golf team

TAUER'S GAME-BY-GAME STATS

TAUER'S CAREER STATS

SUMMIT LEAGUE CHAMPIONSHIP - SEMIFINAL : ST. THOMAS vs SOUTH DAKOTA STATE

Player Profiles

20 | COURTNEY BROWN, JR.



| SENIOR | FORWARD | 6-7 | 215 | COTTAGE GROVE, MINN. | EAST RIDGE HS | MILWAUKEE |

CAREER HIGHS

POINTS: 15 vs Oakland (2/20/21)

ASSISTS: 3 at UIC (2/6/20)

BLOCKS: 2 vs North Central (11/29/22)

REBOUNDS: 8 (2x)

STEALS: 3 vs Green Bay (12/13/22)

3FGs: 3 (3x)

SEASON HIGHS

POINTS: 8 vs UW-River Falls (12/21/23)

ASSISTS: -

BLOCKS: 1 (2x)

REBOUNDS: 1 (3x)

STEALS: -

3FGs: -

ABOUT COURTNEY BROWN JR.

- Totaled two double-digit scoring games in 2022-23 - Scored 12 points versus North Central Nov. 29, 2022, his most with the Tommies
- Father was a Harlem Globetrotter from 1990-94 and played internationally in South America, Switzerland, and England from 1995-98
- Brother, Kendall, is in his second season playing with the Indiana Pacers
- An all-conference selection, 1,000-point scorer and helped East Ridge High School to the Minnesota State Tournament, earning a spot on the all-tournament team

BROWN'S GAME-BY-GAME STATS

Opponent	Date	GS	MIN	Total		3-Pointers		Free throws		Rebounds				PF				PTS	AVG
				FG-FGA	PCT	3FG-3FGA	PCT	FT-FTA	PCT	OFF	DEF	TOT	AVG	A	TO	BLK	STL		
UW-River Falls	12/21/2023		15:47	3-5	.600	0-0	.000	2-2	1.000	0	1	1	1.0	3	0	0	1	0	8
at North Dakota	12/29/2023		02:49	0-0	.000	0-0	.000	0-0	.000	0	0	0	0.5	0	0	0	0	0	4.0
Kansas City	12/31/2023		04:03	0-0	.000	0-0	.000	0-0	.000	0	0	0	0.3	2	0	1	0	0	2.7
Oral Roberts	02/08/2024		03:24	0-1	.000	0-1	.000	1-2	.500	1	0	1	0.5	0	0	0	1	0	2.3
at North Dakota St.	02/22/2024		01:14	0-0	.000	0-0	.000	0-0	.000	0	0	0	0.4	0	0	0	0	0	1.8
Omaha	02/29/2024		03:07	0-1	.000	0-1	.000	1-2	.500	1	0	1	0.5	1	0	0	0	0	1.7
Denver	03/02/2024		02:54	0-0	.000	0-0	.000	0-0	.000	0	0	0	0.4	1	0	0	0	0	1.4
vs North Dakota St.	03/10/2024		01:18	0-0	.000	0-0	.000	0-0	.000	0	0	0	0.4	0	0	0	0	0	1.3
Totals		0	34:36	3-7	.429	0-2	.000	4-6	.667	2	1	3	0.4	7	0	1	2	0	10

Player Averages

Games Played	Minutes/game	Points/game	FG Pct	3FG Pct	FT Pct	Rebounds/game	Assists/game	Turnovers/game	Assist/Turnover ratio	Steals/game	Blocks/game
8	4.3	1.3	42.9	0.0	66.7	0.4	0.0	0.1	0.0	0.0	0.3

BROWN'S CAREER STATS

				Field Goals		3-Point		F-Throws		Rebounds				Scoring						
SEASON	TEAM	GP-GS	MIN/AVG	FG-FGA	FG%	3FG-3FGA	3FG%	FT-FTA	FT%	OFF	DEF	TOT	AVG	PF-FO	A	TO	BLK	STL	PTS	AVG
2019-20	MKE	31-16	634/20.5	47-141	.333	33-100	.330	15-19	.789	21	69	90	2.9	75-3	7	25	6	12	142	4.6
2020-21	MKE	17-14	369/21.7	31-80	.388	16-45	.356	13-19	.684	17	49	66	3.9	39-2	6	9	1	7	91	5.4
2022-23	UST	19-0	203/10.7	20-41	.488	2-6	.333	6-11	.545	14	33	47	2.5	12-0	4	10	4	6	48	2.5
2023-24	UST	8-0	35/4.3	3-7	.429	0-2	.000	4-6	.667	2	1	3	0.4	7-0	0	1	2	0	10	1.3
TOTAL FOR UST		27-0	237/8.8	23-48	.479	2-8	.250	10-17	.588	16	34	50	1.9	19-0	4	11	6	6	58	2.1
TOTAL		75-30	1241/16.5	101-269	.375	51-153	.333	38-55	.691	54	152	206	2.7	133-5	17	45	13	25	291	3.9

SUMMIT LEAGUE CHAMPIONSHIP - SEMIFINAL : ST. THOMAS vs SOUTH DAKOTA STATE

Player Profiles 21 | BEN OOSTERBAAN pronounced (OH-stir-bon)



FRESHMAN | GUARD | 6-6 | 195 | HINSDALE, MINN. | HINSDALE CENTRAL HS |

CAREER HIGHS

POINTS: -

REBOUNDS: -

SEASON HIGHS

POINTS: -

REBOUNDS: -

ASSISTS: -

STEALS: -

BLOCKS: -

3FGs: -

ASSISTS: -

STEALS: -

BLOCKS: -

3FGs: -

ABOUT BEN OOSTERBAAN

- Originally committed to Michigan to play baseball
- Part of 2023 class with Ben Oosterbaan and Hayden Tibbits
- Averaged 20.3 points, 6.5 rebounds, 2.5 assists and 2.0 steals per game and shot 41.5% on 3FGs in 2022-23 at Hinsdale Central High School
- Set HCHS single season record 707 points to surpass Brian Wardle, the head men's basketball coach at Bradley University
- Illinois All-State Second Team selection by Chicago Sun Times, Illinois Basketball Coaches Association and the Associated Press
- Suburban Life Player of the Year and MVP at Illinois All-State Game and Hinsdale Holiday Classic Tournament
- Illinois High School Association Scholastic Achievement award winner and all-academic student-athlete
- Father played tennis at University of Iowa, sister (Olivia) plays tennis at University of Montana, grandfather played basketball at Michigan, great uncle (Bennie) played football, basketball and baseball at Michigan

OOSTERBAAN'S GAME-BY-GAME STATS

OOSTERBAAN'S CAREER STATS

SUMMIT LEAGUE CHAMPIONSHIP - SEMIFINAL : ST. THOMAS vs SOUTH DAKOTA STATE

Player Profiles

24 | RAHEEM ANTHONY



| GRADUATE STUDENT | GUARD | 6-4 | 220 | CHICAGO, ILL. | DEPAUL COLLEGE PREP | SAINT MARY'S (MINN.) |

CAREER HIGHS

POINTS: 41 (2x)

REBOUNDS: 15 (2x)

SEASON HIGHS

POINTS: 32 vs North Dakota (1/27/24)

REBOUNDS: 9 (2x)

ASSISTS: 10 at Gustavus Adolphus (11/19/22)

STEALS: 7 vs Bethel (2/17/21)

BLOCKS: 3 vs Crown (1/3/22)

3FGs: 4 (4x)

ASSISTS: 8 (2x)

STEALS: 3 at Oral Roberts (1/13/24)

BLOCKS: 2 vs Denver (3/2/24)

FGs: 10 vs North Dakota (1/27/24)

ABOUT RAHEEM ANTHONY

- One of three Summit League athletes with multiple 8-assist games, the sixth best single-game assist performance in the league
- 19 double-digit scoring games (11-8) with four 20+ point games (2-2) - Double digit scoring in 14 of last 18 games
- 4th in Summit League games in steals per game, 5th in assists per game, 6th in assist-to-turnover ratio, 8th in free throw percentage
- Third in Summit League among newcomers and leads St. Thomas in points per game during conference season
- 17.0 PPG on 37.5 FG% and 50.0 3FG% with 5.0 RPG, 3.5 APG and 1.5 SPG in two games against SDSU this season

ANTHONY'S GAME-BY-GAME STATS

Opponent	Date	GS	MIN	Total FG-FGA	PCT	3-Pointers 3FG-3FGA	PCT	Free throws FT-FTA	PCT	Rebounds OFF DEF TOT AVG	PF	A	TO	BLK	STL	PTS	AVG
at California	11/06/2023	*	18:26	0-1	.000	0-1	.000	0-0	.000	0 1 1 1.0	0	3	2	0	0	0	0.0
Idaho St.	11/10/2023	*	30:38	7-12	.583	1-3	.333	4-5	.800	2 7 9 5.0	1	3	3	0	1	19	9.5
North Central (MN)	11/12/2023	*	16:36	4-5	.800	2-3	.667	2-2	1.000	1 5 6 5.3	0	3	0	0	1	12	10.3
vs Cal Poly	11/17/2023	*	31:47	4-7	.571	1-2	.500	4-6	.667	0 2 2 4.5	1	1	2	0	0	13	11.0
at California Baptist	11/18/2023	*	30:06	4-8	.500	0-0	.000	0-0	.000	1 2 3 4.2	1	3	3	0	1	8	10.4
vs Portland St.	11/19/2023	*	25:17	1-7	.143	1-3	.333	5-6	.833	1 5 6 4.5	4	2	4	1	2	8	10.0
at Green Bay	11/25/2023	*	30:16	6-10	.600	1-1	1.000	5-8	.625	2 1 3 4.3	4	4	1	0	2	18	11.1
at Western Mich.	12/01/2023	*	29:37	3-10	.300	1-3	.333	1-4	.250	4 3 7 4.6	1	3	1	0	1	8	10.8
Milwaukee	12/06/2023	*	31:18	7-9	.778	1-3	.333	8-12	.667	4 2 6 4.8	4	2	6	0	0	23	12.1
at Chicago St.	12/10/2023	*	27:27	0-2	.000	0-0	.000	1-2	.500	2 3 5 4.8	4	8	3	0	0	1	11.0
at Marquette	12/14/2023	*	25:23	3-8	.375	1-4	.250	1-3	.333	1 3 4 4.7	1	3	4	0	2	8	10.7
UW-River Falls	12/21/2023	*	09:50	0-0	.000	0-0	.000	0-0	.000	0 2 2 4.5	0	1	2	0	2	0	9.8
at North Dakota	12/29/2023	*	26:21	3-6	.500	1-2	.500	2-2	1.000	1 8 9 4.8	0	4	2	0	2	9	9.8
Kansas City	12/31/2023	*	29:11	5-12	.417	1-3	.333	6-8	.750	1 3 4 4.8	1	4	0	0	1	17	10.3
at Idaho	01/03/2024	*	31:47	3-7	.429	2-3	.667	0-0	.000	0 6 6 4.9	3	2	4	0	1	8	10.1
Sacramento St.	01/06/2024	*	32:49	2-3	.667	1-2	.500	7-8	.875	1 3 4 4.8	2	2	2	0	2	12	10.3
South Dakota St.	01/11/2024	*	34:01	5-9	.556	2-4	.500	9-13	.692	1 3 4 4.8	1	3	4	1	0	21	10.9
at Oral Roberts	01/13/2024	*	29:44	3-9	.333	2-3	.667	0-0	.000	0 2 2 4.6	0	1	2	0	3	8	10.7
at South Dakota	01/18/2024	*	36:08	4-13	.308	1-4	.250	5-8	.625	3 3 6 4.7	1	5	1	0	2	14	10.9
North Dakota St.	01/25/2024	*	27:45	5-6	.833	1-2	.500	4-4	1.000	1 4 5 4.7	3	2	1	0	2	15	11.1
North Dakota	01/27/2024	*	36:53	10-16	.625	3-4	.750	9-10	.900	2 6 8 4.9	2	1	3	0	2	32	12.1
at Omaha	02/01/2024	*	35:31	5-9	.556	2-4	.500	2-2	1.000	1 5 6 4.9	4	4	5	0	1	14	12.2
at Kansas City	02/03/2024	*	33:21	4-7	.571	1-2	.500	3-4	.750	0 2 2 4.8	0	2	3	0	1	12	12.2
Oral Roberts	02/08/2024	*	28:47	4-8	.500	0-1	.000	3-3	1.000	1 3 4 4.8	2	6	0	0	2	11	12.1
at Denver	02/10/2024	*	28:09	5-10	.500	1-1	1.000	2-4	.500	0 1 1 4.6	3	1	1	0	1	13	12.2
South Dakota	02/17/2024	*	34:34	6-12	.500	1-2	.500	7-9	.778	1 1 2 4.5	3	8	0	0	2	20	12.5
at North Dakota St.	02/22/2024	*	32:10	3-7	.429	1-3	.333	0-0	.000	1 4 5 4.5	2	3	2	0	1	7	12.3
at South Dakota St.	02/24/2024	*	36:58	5-11	.455	2-4	.500	1-3	.333	2 4 6 4.6	4	4	5	0	3	13	12.3
Omaha	02/29/2024	*	26:03	5-8	.625	2-2	1.000	3-3	1.000	1 4 5 4.6	1	6	1	0	3	15	12.4
Denver	03/02/2024	*	30:30	5-10	.500	2-4	.500	0-0	.000	1 4 5 4.6	1	6	6	2	1	12	12.4
vs North Dakota St.	03/10/2024	*	31:52	2-7	.286	0-3	.000	0-1	.000	4 3 7 4.7	1	0	5	0	2	4	12.1
Totals			31	909:15	.494	35-76	.461	94-130	.723	40 105 145 4.7	55	100	78	4	44	375	12.1

Player Averages

Games Played	Minutes/game	Points/game	FG Pct	3FG Pct	FT Pct	Rebounds/game	Assists/game	Turnovers/game	Assist/Turnover ratio	Steals/game	Blocks/game
31	29.3	12.1	49.4	46.1	72.3	4.7	3.2	2.5	1.3	1.4	0.1

ANTHONY'S CAREER STATS

SEASON	TEAM	GP-GS	MIN/AVG	Field Goals FG-FGA	FG%	3-Point 3FG-3FGA	3FG%	F-Throws FT-FTA	FT%	Rebounds OFF DEF TOT AVG	PF-FO	A	TO	BLK	STL	Scoring PTS	AVG
2019-20	SMU	22-22	566/25.7	94-204	.461	9-29	.310	63-107	.589	24 115 139 6.3	41-1	61	66	0	11	260	11.8
2020-21	SMU	8-8	256/31.9	59-107	.551	14-26	.538	15-27	.556	12 41 53 6.6	13-0	25	38	3	24	147	18.4
2021-22	SMU	22-22	742/33.7	143-282	.507	10-45	.222	65-124	.524	47 143 190 8.6	45-1	101	63	9	23	361	16.4
2022-23	SMU	26-26	921/35.4	235-431	.545	30-71	.423	140-177	.791	52 186 238 9.2	65-4	120	87	7	39	640	24.6
2023-24	UST	31-31	909/29.3	123-249	.494	35-76	.461	94-130	.723	40 105 145 4.7	55-0	100	78	4	44	375	12.1
TOTAL FOR UST		31-31	909/29.3	123-249	.494	35-76	.461	94-130	.723	40 105 145 4.7	55-0	100	78	4	44	375	12.1
TOTAL		109-109	3394/31.1	654-1273	.514	98-247	.397	377-565	.667	175 590 765 7.0	219-6	407	332	23	141	1783	16.4

SUMMIT LEAGUE CHAMPIONSHIP - SEMIFINAL : ST. THOMAS vs SOUTH DAKOTA STATE

Player Profiles

32 | DOM MARTINELLI



| SENIOR | GUARD | 6-4 | 195 | GLENVIEW, ILL. | GLENBROOK SOUTH HS | NORTHWESTERN |

CAREER HIGHS

POINTS: 18 vs North Central (11/29/22)

ASSISTS: 5 vs UW-River Falls (12/21/23)

BLOCKS: 1 (2x)

REBOUNDS: 5 (2x)

STEALS: 2 at North Dakota State (1/25/22)

3FGs: 2 vs North Central (11/29/22)

SEASON HIGHS

POINTS: 12 vs North Central (11/12/23)

ASSISTS: 5 vs UW-River Falls (12/21/23)

BLOCKS: -

REBOUNDS: 5 vs North Central (11/12/23)

STEALS: 1 vs Portland State (11/19/23)

3FGs: 1 (3x)

ABOUT DOM MARTINELLI

- 2022-23 CSC Academic All-District selection
- Six career double-digit scoring games
- Scored career-high 18 points on 6-of-10 shooting Nov. 29, 2022 versus North Central
- A 2,000-point scorer and set school record for single-game points with 51 at Glenbrook South High School
- Brother (Nick) is a sophomore for Northwestern men's basketball and brother (Jimmy) played basketball at NYU from 2016-19

MARTINELLI'S GAME-BY-GAME STATS

Opponent	Date	GS	MIN	Total		3-Pointers		Free throws		Rebounds				PF	A	TO	BLK	STL	PTS	AVG
				FG-FGA	PCT	3FG-3FGA	PCT	FT-FTA	PCT	OFF	DEF	TOT	AVG							
at California	11/06/2023		22:06	3-6	.500	1-3	.333	0-0	.000	1	0	1	1.0	1	0	1	0	0	7	7.0
Idaho St.	11/10/2023		13:52	0-3	.000	0-0	.000	0-0	.000	2	0	2	1.5	1	0	1	0	0	0	3.5
North Central (MN)	11/12/2023		23:24	5-7	.714	1-2	.500	1-2	.500	1	4	5	2.7	1	3	0	0	0	12	6.3
vs Cal Poly	11/17/2023		02:43	0-1	.000	0-1	.000	0-0	.000	0	0	0	2.0	0	0	0	0	0	0	4.8
at California Baptist	11/18/2023		02:48	0-0	.000	0-0	.000	0-0	.000	0	0	0	1.6	0	1	0	0	0	0	3.8
vs Portland St.	11/19/2023		05:56	0-4	.000	0-1	.000	0-0	.000	1	0	1	1.5	0	0	1	0	1	0	3.2
at Green Bay	11/25/2023		02:52	0-0	.000	0-0	.000	0-0	.000	0	0	0	1.3	0	0	0	0	0	0	2.7
at Western Mich.	12/01/2023		04:51	0-1	.000	0-1	.000	2-2	1.000	0	0	0	1.1	1	0	0	0	0	2	2.6
Milwaukee	12/06/2023		03:57	0-0	.000	0-0	.000	2-2	1.000	0	0	0	1.0	0	1	0	0	0	2	2.6
at Chicago St.	12/10/2023		06:35	1-3	.333	1-2	.500	0-0	.000	0	2	2	1.1	0	0	1	0	0	3	2.6
at Marquette	12/14/2023		02:21	0-0	.000	0-0	.000	0-0	.000	0	0	0	1.0	0	0	2	0	0	0	2.4
Crown (MN)	12/17/2023		06:13	0-1	.000	0-0	.000	0-0	.000	0	0	0	0.9	0	0	1	0	0	0	2.2
UW-River Falls	12/21/2023		23:08	3-8	.375	0-2	.000	2-2	1.000	3	1	4	1.2	0	5	0	0	0	8	2.6
at North Dakota	12/29/2023		06:04	0-0	.000	0-0	.000	0-0	.000	0	2	2	1.2	0	0	0	0	0	0	2.4
Kansas City	12/31/2023		04:03	1-1	1.000	0-0	.000	1-1	1.000	0	0	0	1.1	0	0	0	0	0	3	2.5
Oral Roberts	02/08/2024		03:53	0-2	.000	0-0	.000	0-0	.000	0	0	0	1.1	0	0	0	0	0	0	2.3
at North Dakota St.	02/22/2024		01:14	0-0	.000	0-0	.000	2-2	1.000	0	0	0	1.0	0	0	0	0	0	2	2.3
Omaha	02/29/2024		04:23	1-3	.333	0-0	.000	0-0	.000	0	1	1	1.0	0	0	1	0	0	2	2.3
Denver	03/02/2024		02:54	2-2	1.000	0-0	.000	2-2	1.000	0	1	1	1.0	0	1	0	0	0	6	2.5
vs North Dakota St.	03/10/2024		01:18	0-1	.000	0-0	.000	0-0	.000	0	0	0	1.0	0	0	0	0	0	0	2.4
Totals		0	144:34	16-43	.372	3-12	.250	12-13	.923	8	11	19	1.0	4	11	8	0	1	47	2.4

Player Averages

Games Played	Minutes/game	Points/game	FG Pct	3FG Pct	FT Pct	Rebounds/game	Assists/game	Turnovers/game	Assist/Turnover ratio	Steals/game	Blocks/game
20	7.2	2.4	37.2	25.0	92.3	1.0	0.6	0.4	1.4	0.1	0.0

MARTINELLI'S CAREER STATS

				Field Goals		3-Point		F-Throws		Rebounds				Scoring						
SEASON	TEAM	GP-GS	MIN/AVG	FG-FGA	FG%	3FG-3FGA	3FG%	FT-FTA	FT%	OFF	DEF	TOT	AVG	PF-FO	A	TO	BLK	STL	PTS	AVG
2020-21	NU	4-0	9/2.2	1-1	1.000	0-0	.000	4-4	1.000	3	1	4	1.0	0-0	1	0	0	0	6	1.5
2021-22	UST	14-0	186/13.3	28-57	.491	2-8	.250	14-17	.824	10	17	27	1.9	16-0	7	10	1	4	72	5.1
2022-23	UST	13-0	78/6.0	15-26	.577	3-5	.600	11-12	.917	6	6	12	0.9	5-0	3	3	1	1	44	3.4
2023-24	UST	20-0	145/7.2	16-43	.372	3-12	.250	12-13	.923	8	11	19	1.0	4-0	11	8	0	1	47	2.4
TOTAL FOR UST		47-0	409/8.7	59-126	.468	8-25	.320	37-42	.881	24	34	58	1.2	25-0	21	21	2	6	163	3.5
TOTAL		51-0	418/8.2	60-127	.472	8-25	.320	41-46	.891	27	35	62	1.2	25-0	22	21	2	6	169	3.3

SUMMIT LEAGUE CHAMPIONSHIP - SEMIFINAL : ST. THOMAS vs SOUTH DAKOTA STATE

Player Profiles **33 | BENNETT KWIECINSKI** pronounced (qui-ZIN-ski)

| SENIOR | FORWARD | 6-9 | 205 | CHICAGO, ILL. | LOYOLA ACADEMY | SIENA |

CAREER HIGHS

POINTS: 8 (2x)

REBOUNDS: 6 (2x)

SEASON HIGHS

POINTS: 8 vs UW-River Falls (12/21/23)

REBOUNDS: 5 vs North Central (11/12/23)

ASSISTS: 2 (2x)

STEALS: 2 vs North Central (11/12/23)

BLOCKS: 2 (2x)

FGs: 4 vs Northland (12/14/21)

ASSISTS: -

STEALS: 2 vs North Central (11/12/23)

BLOCKS: 1 vs UW-River Falls (12/21/23)

FGs: 2 vs North Central (11/12/23)

ABOUT BENNETT KWIECINSKI

- Played double-digit minutes during one game in each of the past three seasons
- A two-time all-conference, two-time academic all-conference and an Illinois All-State Second Team selection
- Father (Dennis) played basketball at University of Texas Arlington (1980-85) and brother (Jordan) played at Drake University (2020-22)

KWIECINSKI'S GAME-BY-GAME STATS

Opponent	Date	GS	MIN	Total		3-Pointers		Free throws		Rebounds				PF				PTS	AVG
				FG-FGA	PCT	3FG-3FGA	PCT	FT-FTA	PCT	OFF	DEF	TOT	AVG	A	TO	BLK	STL		
North Central (MN)	11/12/2023		12:21	2-3	.667	0-0	.000	2-4	.500	4	1	5	5.0	4	0	1	0	2	6
UW-River Falls	12/21/2023		09:40	4-5	.800	0-0	.000	0-0	.000	2	0	2	3.5	1	0	1	1	0	8
at North Dakota	12/29/2023		02:13	0-0	.000	0-0	.000	1-2	.500	0	0	0	2.3	0	0	1	0	0	1
Kansas City	12/31/2023		02:52	0-0	.000	0-0	.000	0-0	.000	0	0	0	1.8	0	0	0	0	0	3.8
Oral Roberts	02/08/2024		03:24	0-1	.000	0-0	.000	0-0	.000	0	0	0	1.4	2	0	1	0	0	3.0
at North Dakota St.	02/22/2024		01:14	0-0	.000	0-0	.000	0-0	.000	0	0	0	1.2	0	0	0	0	0	2.5
Omaha	02/29/2024		03:07	0-2	.000	0-0	.000	1-2	.500	1	1	2	1.3	0	0	0	0	0	2.3
Denver	03/02/2024		02:54	0-0	.000	0-0	.000	0-0	.000	0	0	0	1.1	0	1	0	0	0	2.0
vs North Dakota St.	03/10/2024		01:18	0-0	.000	0-0	.000	0-0	.000	0	0	0	1.0	0	0	0	0	0	1.8
Totals		0	39:03	6-11	.545	0-0	.000	4-8	.500	7	2	9	1.0	7	1	4	1	2	16

Player Averages

Games Played	Minutes/ game	Points/ game	FG Pct	3FG Pct	FT Pct	Rebounds/ game	Assists/ game	Turnovers/ game	Assist/Turnover ratio	Steals/ game	Blocks/ game
9	4.3	1.8	54.5	0.0	50.0	1.0	0.1	0.4	0.3	0.2	0.1

KWIECINSKI'S CAREER STATS

				Field Goals		3-Point		F-Throws		Rebounds								Scoring	
SEASON	TEAM	GP-GS	MIN/AVG	FG-FGA	FG%	3FG-3FGA	3FG%	FT-FTA	FT%	OFF	DEF	TOT	AVG	PF-FO	A	TO	BLK	STL	PTS
2020-21	Siena	9-0	49/5.4	1-3	.333	0-2	.000	1-2	.500	1	2	3	0.3	8-0	0	0	1	0	3
2021-22	UST	11-0	51/4.6	9-16	.563	0-1	.000	2-7	.286	11	6	17	1.5	2-0	2	2	5	3	20
2022-23	UST	10-0	35/3.5	7-12	.583	0-0	.000	0-0	.000	3	4	7	0.7	5-0	2	1	2	0	14
2023-24	UST	9-0	39/4.3	6-11	.545	0-0	.000	4-8	.500	7	2	9	1.0	7-0	1	4	1	2	16
TOTAL FOR UST		30-0	126/4.2	22-39	.564	0-1	.000	6-15	.400	21	12	33	1.1	14-0	5	7	8	5	50
TOTAL		39-0	174/4.5	23-42	.548	0-3	.000	7-17	.412	22	14	36	0.9	22-0	5	7	9	5	53

35 | CARTER BJERKE pronounced (b-YER-kee)



CAREER HIGHS

REBOUNDS: 5 at Western Michigan (12/1/23) **STEALS:** 2 vs UW-River Falls (12/21/23) **3FGs:** 4 (2x)

SEASON HIGHS

REBOUNDS: 5 at Western Michigan (12/1/23) **STEALS:** 2 vs UW-River Falls (12/21/23) **3FGs:** 4 (2x)

ABOUT CARTER BJERKE

- One of 8 St. Thomas freshmen under Tauer with a 14+ point game during 1 of their first 3 career games, including 1 of 6 over past 5 seasons
- Scored in double figures nine times (7-2) - 18th in Summit League in 3FGs/gm and 19th in total 3FGs through all games
- Played under former Tommie Bryan Schnettler at Wayzata HS - A Minnesota Mr. Basketball finalist and helped WHS to state title 2021
- One of eight SL athletes with a perfect 3-point shooting game (min. 3 attempts) - Both parents (Beth and Jamie) are St. Thomas alumni

BJERKE'S GAME-BY-GAME STATS

Opponent	Date	GS	MIN	Total		3-Pointers		Free throws		Rebounds				PF	A	TO	BLK	STL	PTS	AVG
				FG-FGA	PCT	3FG-3FGA	PCT	FT-FTA	PCT	OFF	DEF	TOT	AVG							
at California	11/06/2023		07:31	2-3	.667	2-3	.667	0-0	.000	0	0	0	0.0	1	1	1	0	0	6	6.0
Idaho St.	11/10/2023		07:00	0-1	.000	0-1	.000	2-2	1.000	0	1	1	0.5	0	0	0	0	0	2	4.0
North Central (MN)	11/12/2023		20:46	4-9	.444	4-8	.500	2-2	1.000	1	3	4	1.7	1	1	0	0	0	14	7.3
vs Cal Poly	11/17/2023		14:31	0-1	.000	0-1	.000	0-1	.000	1	1	2	1.8	0	0	1	0	0	0	5.5
at California Baptist	11/18/2023		13:26	1-3	.333	0-0	.000	0-0	.000	2	0	2	1.8	3	0	0	0	0	2	4.8
vs Portland St.	11/19/2023		16:45	4-4	1.000	2-2	1.000	0-0	.000	1	2	3	2.0	2	1	1	0	0	10	5.7
at Green Bay	11/25/2023		19:47	3-7	.429	2-6	.333	0-0	.000	0	2	2	2.0	1	1	1	1	0	8	6.0
at Western Mich.	12/01/2023		17:16	2-3	.667	2-3	.667	0-1	.000	0	5	5	2.4	2	0	2	0	0	6	6.0
Milwaukee	12/06/2023		10:35	0-2	.000	0-2	.000	0-0	.000	0	1	1	2.2	2	1	0	0	0	0	5.3
at Chicago St.	12/10/2023		08:46	1-3	.333	1-3	.333	0-0	.000	1	0	1	2.1	1	0	1	0	0	3	5.1
at Marquette	12/14/2023		14:00	4-5	.800	3-4	.750	0-0	.000	0	0	0	1.9	3	2	0	0	0	11	5.6
Crown (MN)	12/17/2023		10:58	2-7	.286	0-5	.000	0-0	.000	1	2	3	2.0	1	0	0	1	0	4	5.5
UW-River Falls	12/21/2023		20:23	4-8	.500	3-5	.600	0-0	.000	0	4	4	2.2	2	1	0	1	2	11	5.9
at North Dakota	12/29/2023		13:51	4-5	.800	3-4	.750	0-0	.000	0	1	1	2.1	2	0	2	0	0	11	6.3
Kansas City	12/31/2023		06:10	0-0	.000	0-0	.000	0-0	.000	0	1	1	2.0	3	0	0	0	0	0	5.9
at Idaho	01/03/2024		11:57	4-7	.571	2-4	.500	0-0	.000	2	0	2	2.0	3	0	0	0	0	10	6.1
Sacramento St.	01/06/2024		11:40	1-3	.333	1-3	.333	0-0	.000	0	2	2	2.0	1	1	0	0	0	3	5.9
South Dakota St.	01/11/2024		07:20	0-2	.000	0-2	.000	0-0	.000	0	1	1	1.9	0	0	0	0	1	0	5.6
at Oral Roberts	01/13/2024		11:54	3-5	.600	2-4	.500	0-0	.000	0	0	0	1.8	3	0	0	0	0	8	5.7
at South Dakota	01/18/2024		11:29	1-5	.200	1-3	.333	0-0	.000	0	1	1	1.8	0	1	0	0	1	3	5.6
North Dakota St.	01/25/2024		06:43	2-4	.500	0-2	.000	0-0	.000	0	0	0	1.7	4	0	1	0	0	4	5.5
North Dakota	01/27/2024		10:44	0-3	.000	0-2	.000	0-0	.000	0	1	1	1.7	0	2	1	0	0	0	5.3
at Omaha	02/01/2024		04:15	0-0	.000	0-0	.000	0-0	.000	0	0	0	1.6	0	0	0	0	0	0	5.0
at Kansas City	02/03/2024		10:00	1-1	1.000	1-1	1.000	0-0	.000	0	0	0	1.5	1	0	0	0	0	3	5.0
Oral Roberts	02/08/2024		09:16	3-3	1.000	3-3	1.000	0-0	.000	0	3	3	1.6	3	1	0	0	0	9	5.1
at Denver	02/10/2024		11:03	2-6	.333	0-4	.000	0-0	.000	0	0	0	1.5	2	0	1	0	0	4	5.1
South Dakota	02/17/2024		07:04	2-3	.667	2-3	.667	0-0	.000	0	0	0	1.5	0	0	0	0	0	6	5.1
at North Dakota St.	02/22/2024		14:03	2-5	.400	2-4	.500	2-3	.667	1	1	2	1.5	4	1	0	0	0	8	5.2
at South Dakota St.	02/24/2024		21:25	5-6	.833	4-5	.800	2-2	1.000	1	2	3	1.6	2	0	1	0	0	16	5.6
Omaha	02/29/2024		18:05	4-7	.571	2-5	.400	0-0	.000	0	1	1	1.5	2	0	1	1	0	10	5.7
Denver	03/02/2024		14:34	2-4	.500	1-3	.333	0-0	.000	1	0	1	1.5	1	1	0	0	0	5	5.7
vs North Dakota St.	03/10/2024		20:34	4-5	.800	4-5	.800	0-0	.000	0	1	1	1.5	2	1	1	0	0	12	5.9
Totals		0	403:52	67-130	.515	47-100	.470	8-11	.727	12	36	48	1.5	52	16	15	4	4	189	5.5

Player Averages

Games Played	Minutes/ game	Points/ game	FG Pct	3FG Pct	FT Pct	Rebounds/ game	Assists/ game	Turnovers/ game	Assist/Turnover ratio	Steals/ game	Blocks/ game
32	12.6	5.9	51.5	47.0	72.7	1.5	0.5	0.5	1.1	0.1	0.1

BJERKE'S CAREER STATS

				Field Goals		3-Point		F-Throws		Rebounds								Scoring		
SEASON	TEAM	GP-GS	MIN/AVG	FG-FGA	FG%	3FG-3FGA	3FG%	FT-FTA	FT%	OFF	DEF	TOT	AVG	PF-FO	A	TO	BLK	STL	PTS	AVG
2023-24	UST	32-0	404/12.6	67-130	.515	47-100	.470	8-11	.727	12	36	48	1.5	52-0	16	15	4	4	189	5.9
TOTAL		32-0	404/12.6	67-130	.515	47-100	.470	8-11	.727	12	36	48	1.5	52-0	16	15	4	4	189	5.9

SUMMIT LEAGUE CHAMPIONSHIP - SEMIFINAL : ST. THOMAS vs SOUTH DAKOTA STATE

TELEVISION AND RADIO ROSTER



1 KENDALL BLUE
SO. | GUARD | 6-6 | 190



2 BEN NAU
JR. | GUARD | 6-2 | 190



3 HAYDEN TIBBITS
FR. | GUARD | 5-11 | 165



4 BROOKS ALLEN
GR. | FORWARD | 6-7 | 210



5 PARKER BJORKLUND
GR. | FORWARD | 6-6 | 200



11 DRAKE DOBBS
SR. | GUARD | 6-2 | 175



12 RYAN DUFAULT
JR. | GUARD | 6-0 | 185



13 AHJANY LEE
SO. | FORWARD | 6-9 | 215



14 ADAM TAUER
FR. | GUARD | 6-3 | 175




20 COURTNEY BROWN JR.
SR. | FORWARD | 6-7 | 215



21 BEN OOSTERBAAN
FR. | GUARD | 6-6 | 195



24 RAHEEM ANTHONY
GR. | GUARD | 6-4 | 220



32 DOM MARTINELLI
SR. | GUARD | 6-4 | 195



33 BENNETT KWIECINSKI
SR. | FORWARD | 6-9 | 205



35 CARTER BJERKE
RS-FR. | FORWARD | 6-9 | 240



JOHNNY TAUER
HEAD COACH



MIKE MAKER
ASSOCIATE HEAD COACH




CAMERON RUNDLES
ASSISTANT COACH



KENNETH LOWE
ASSISTANT COACH



JOSH RODENBIKER
DIRECTOR OF OPERATIONS



DENNIS HARRINGTON
SPECIAL ASSISTANT TO
THE HEAD COACH