

# PROGRAM QUICK FACTS & TABLE OF CONTENTS



## GENERAL INFORMATION

LOCATION ..... Charleston, South Carolina  
 FOUNDED ..... 1842  
 ENROLLMENT ..... 3,767  
 PRESIDENT ..... Gen. Glenn M. Walters, '79 (USMC, ret.)  
 ATHLETIC DIRECTOR ..... Mike Capaccio  
 FACULTY ATHLETIC REP ..... Chip Taylor  
 NICKNAME ..... Bulldogs  
 COLORS ..... Infantry Blue (542), Flag Blue (295) and White  
 AFFILIATION ..... NCAA Division I  
 CONFERENCE ..... Southern, aka SoCon  
 ARENA (CAPACITY) ..... McAlister Field House (6,000)  
 DATE OF FIRST GAME IN FACILITY ..... Jan. 20, 1940  
 ATHLETIC DEPARTMENT MAILING ADDRESS ..... McAlister Field House  
 ..... 171 Moultrie St., Charleston, S.C. 29409  
 ATHLETIC DEPARTMENT PHONE ..... (843) 953-5070  
 ATHLETIC DEPARTMENT WEBSITE ..... CitadelSports.com  
 MOST RECENT SOCON CHAMPIONSHIP ..... Women's Volleyball, 2021

## BASKETBALL STAFF & INFORMATION

HEAD COACH ..... Ed Conroy (The Citadel, 1989)  
 RECORD AT THE CITADEL ..... 75-144 (7 Seasons)  
 OVERALL RECORD ..... 208-287 (16 Seasons)  
 PREVIOUSLY AT ..... Vanderbilt (2021-22)  
 ..... Minnesota (2016-21)  
 PAST HEAD COACHING STOPS ..... Tulane (2010-16)  
 ..... The Citadel (2006-10)  
 ..... Francis Marion (1997-00)  
 SOCON RECORD AT THE CITADEL ..... 32-80  
 ASSOCIATE HEAD COACH ..... John Reynolds (The Citadel, 2011)  
 ASSISTANT COACHES ..... Del Harris (Virginia State, 2001)  
 ..... Cameron Wells (The Citadel, 2011)  
 ASST. AD FOR BASKETBALL OPS ..... Hunt Conroy (Minnesota, 2021)  
 ATHLETIC TRAINER ..... Jeron Knox  
 RADIO / TALENT ..... WQNT 102.1 FM & 1450 AM)

## ATHLETIC COMMUNICATIONS

MBB CONTACT ..... Ryan Ilardi  
 EMAIL ADDRESS ..... rilardi@citadel.edu  
 OFFICE PHONE ..... (843) 953-1639  
 ASSISTANT A.D. .... Jay Sullivan  
 ASSISTANT DIRECTOR ..... Collin Smith  
 DIRECTOR OF VIDEO PRODUCTION ..... Lucas Ferreira

MEN'S BASKETBALL SOCIAL MEDIA ..... @CitadelHoops  
 MEN'S BASKETBALL OFFICIAL HASHTAG ..... #TogetherWeAttack  
 ATHLETICS SOCIAL MEDIA ..... @CitadelSports

## PROGRAM HISTORY

FIRST SEASON OF BASKETBALL ..... 1900-01  
 OVERALL RECORD ..... 1,049-1490\*\*  
 FIRST SEASON IN SOCON ..... 1936-37  
 SOCON REGULAR SEASON RECORD ..... 421-853  
 SOCON TOURNAMENT RECORD ..... 16-72  
 2024-25 RECORD ..... 5-25  
 2024-25 SOCON RECORD ..... 0-18  
 2024-25 SOCON FINISH ..... 10th  
 2024-25 SOCON TOURNAMENT GAMES ..... #7 VMI (L, 62-73)

\*\* Editor's Note - Some records are missing \*\*

## TABLE OF CONTENTS

2024-25 FINAL STATS ..... 2  
 LARGEST COMEBACKS ..... 3  
 HONORED JERSEYS ..... 5-6  
 CITADEL ATHLETICS HALL OF FAMERS ..... 7-8  
 HONORS & AWARDS ..... 9-10  
 ALL-TIME LETTERMEN ..... 11-12  
 BULLDOGS IN THE PROS ..... 13-14  
 COACHING RECORDS ..... 15-16  
 ALL-TIME ROSTER ..... 18-20  
 1,000 POINT-SCORERS ..... 21-24  
 THE CITADEL INDIVIDUAL RECORDS ..... 25-35  
 SOCON TOURNAMENT INDIVIDUAL RECORDS ..... 36-37  
 FRESHMAN RECORDS ..... 38-39  
 DOUBLE-DOUBLE RECORDS ..... 40  
 THE CITADEL TEAM RECORDS ..... 41-48  
 GRADUATING CLASS RECORDS ..... 49-50  
 ALL-TIME RECORDS VS. TOP-25 OPPONENTS ..... 51  
 ALL-TIME SERIES RECORDS ..... 52-72  
 SEASON-BY-SEASON RESULTS ..... 73-122



# 2024-25 FINAL STATISTICS



## 2024-25 The Citadel Men's Basketball Season/Career Statistics All games

Page 1/2  
as of Mar 10, 2025

### Summary

Player	Season Statistics										Career Statistics									
	GP-GS	MIN/G	FG%	3FG%	FT%	R/G	A/G	STL	BLK	PTS/G	GP-GS	MIN/G	FG%	3FG%	FT%	R/G	A/G	STL	BLK	PTS/G
ADAMS, John	30-29	23.3	.510	.000	.483	4.8	1.1	14	9	4.4	112-110	27.6	.521	.200	.534	8.6	2.0	98	78	10.7
ADEBISI, Sola	28-28	27.7	.497	.290	.663	6.0	1.3	17	27	8.7	43-28	18.7	.503	.290	.671	4.0	0.8	17	27	5.8
ALEXANDER, Cole	5-0	2.5	.167	.167	.000	1.0	0.2	0	0	0.6	10-0	2.1	.167	.167	.500	0.7	0.1	0	0	0.4
COMMISSO, Dominic	15-0	5.2	.563	.000	.000	1.1	0.1	0	4	1.2	15-0	5.2	.563	.000	.000	1.1	0.1	0	4	1.2
DAVIDSON, Paxton	30-12	25.0	.353	.306	.680	3.1	2.5	30	2	5.9	44-12	19.4	.350	.296	.704	2.6	1.9	31	8	4.6
DAVIS, Josh	4-0	6.0	.429	.250	.000	0.3	0.8	3	0	1.8	22-0	4.4	.333	.250	.000	0.4	0.4	5	0	0.6
DAVIS, Keynan	13-12	23.8	.414	.283	.778	3.2	1.3	7	5	9.2	45-30	25.0	.421	.282	.700	2.2	1.0	27	18	6.8
EIKENBERRY, Graham	3-0	1.6	.000	.000	.000	0.7	0.0	0	0	0.0	3-0	1.6	.000	.000	.000	0.7	0.0	0	0	0.0
FOX, Brody	30-30	32.1	.491	.157	.533	5.1	2.3	38	0	16.7	107-84	27.2	.538	.205	.647	4.4	1.7	94	14	18.0
GLOVER, Cam	30-19	20.3	.369	.299	.820	1.7	1.3	17	0	7.8	112-82	26.4	.404	.368	.806	2.3	2.3	96	5	12.1
KEARSE, Dante	25-0	9.2	.345	.270	.462	1.3	0.3	10	2	2.2	25-0	9.2	.345	.270	.462	1.3	0.3	10	2	2.2
MCALLISTER, Colby	30-1	16.0	.368	.348	.848	2.8	0.5	10	2	6.0	82-8	11.6	.346	.317	.814	1.8	0.4	16	3	3.5
MOORE, Christian	29-10	23.0	.387	.326	.808	2.8	1.2	16	7	8.6	38-10	20.9	.395	.329	.821	2.7	1.0	18	8	7.6
ROBERTS, Kam	10-0	9.7	.333	.167	.400	1.7	0.5	2	1	2.1	35-0	8.3	.402	.125	.467	1.5	0.2	5	4	2.1
SMITH, Braylen	8-0	3.9	.333	.333	.500	0.3	0.1	1	1	0.9	8-0	3.9	.333	.333	.500	0.3	0.1	1	1	0.9
WALL, Eze	29-9	11.8	.316	.258	.632	1.0	0.9	15	1	1.9	29-9	11.8	.316	.258	.632	1.0	0.9	15	1	1.9

### Scoring

Player	Season Statistics								Career Statistics							
	FG-FGA	FG%	3FG-3FGA	3FG%	FT-FTA	FT%	PTS	PTS/G	FG-FGA	FG%	3FG-3FGA	3FG%	FT-FTA	FT%	PTS	PTS/G
ADAMS, John	52-102	.510	0-1	.000	28-58	.483	132	4.4	500-960	.521	1-5	.200	202-378	.534	1203	10.7
ADEBISI, Sola	86-173	.497	18-62	.290	53-80	.663	243	8.7	89-177	.503	18-62	.290	55-82	.671	251	5.8
ALEXANDER, Cole	1-6	.167	1-6	.167	0-0	.000	3	0.6	1-6	.167	1-6	.167	1-2	.500	4	0.4
COMMISSO, Dominic	9-16	.563	0-0	.000	0-2	.000	18	1.2	9-16	.563	0-0	.000	0-2	.000	18	1.2
DAVIDSON, Paxton	61-173	.353	37-121	.306	17-25	.680	176	5.9	70-200	.350	42-142	.296	19-27	.704	201	4.6
DAVIS, Josh	3-7	.429	1-4	.250	0-0	.000	7	1.8	6-18	.333	2-8	.250	0-0	.000	14	0.6
DAVIS, Keynan	41-99	.414	17-60	.283	21-27	.778	120	9.2	110-261	.421	42-149	.282	42-60	.700	304	6.8
EIKENBERRY, Graham	0-0	.000	0-0	.000	0-0	.000	0	0.0	0-0	.000	0-0	.000	0-0	.000	0	0.0
FOX, Brody	182-371	.491	8-51	.157	128-240	.533	500	16.7	723-1345	.538	23-112	.205	458-708	.647	1927	18.0
GLOVER, Cam	76-206	.369	40-134	.299	41-50	.820	233	7.8	469-1161	.404	246-668	.368	174-216	.806	1358	12.1
KEARSE, Dante	19-55	.345	10-37	.270	6-13	.462	54	2.2	19-55	.345	10-37	.270	6-13	.462	54	2.2
MCALLISTER, Colby	56-152	.368	39-112	.348	28-33	.848	179	6.0	90-260	.346	58-183	.317	48-59	.814	286	3.5
MOORE, Christian	91-235	.387	45-138	.326	21-26	.808	248	8.6	107-271	.395	53-161	.329	23-28	.821	290	7.6
ROBERTS, Kam	9-27	.333	1-6	.167	2-5	.400	21	2.1	33-82	.402	2-16	.125	7-15	.467	75	2.1
SMITH, Braylen	2-6	.333	1-3	.333	2-4	.500	7	0.9	2-6	.333	1-3	.333	2-4	.500	7	0.9
WALL, Eze	18-57	.316	8-31	.258	12-19	.632	56	1.9	18-57	.316	8-31	.258	12-19	.632	56	1.9

# LARGEST HALFTIME DEFICIT/SECOND HALF COMEBACKS




Date	Opponent	Halftime/Second-Half Deficit	Citadel Winning Margin
Feb. 24, 2011	at Western Carolina	21 points	70-62
Jan. 26, 2022	vs Western Carolina	19 points	68-66
Jan. 17, 2005	at Wofford	19 points	76-74
Feb. 02, 2013	at Furman	18 points	84-79
Feb. 03, 2018	vs Furman *	17 points	100-92 (OT)
Jan. 24, 2024	vs Mercer	16 points	68-66
Jan. 13, 2022	vs UNCG	15 points	74-69
Nov. 18, 2017	at High Point	15 points	79-77
Nov. 19, 1999	vs Limestone	14 points	68-66
Dec. 20, 1980	vs South Carolina St.!	14 points	66-65
Jan. 12, 1957	vs Furman	13 points	77-76
Jan. 31, 1991	vs Youngstown St.	13 points	102-101
Feb. 10, 1976	vs Furman	12 points	76-74
Jan. 17, 1981	vs Western Carolina	12 points	61-59
Jan. 03, 2009	vs Bethune-Cookman	12 points (15 in 1st)	58-57
Feb. 25, 2006	at Wofford	12 points (20 in 1st)	84-80 OT
Feb. 17, 1951	at Stetson	11 points	63-61
Dec. 17, 1964	at Marshall	11 points	96-84
Feb. 22, 1989	at Davidson	11 points	88-87
Feb. 14, 1998	at Western Carolina	11 points	73-65 OT
Jan. 06, 1940	vs Erskine	10 points	40-30
Feb. 13, 1961	vs Virginia Military	10 points	91-83
Jan. 11, 1997	at East Tennessee St.	10 points	63-56
Nov. 24, 2007	at Webber International	10 points (14 in 1st)	66-63
Nov. 26, 2007	vs Charleston Southern	10 points (17 in 1st)	76-73
Feb. 12, 2009	vs Appalachian St.	10 points (15 in 1st)	78-73

*!-Palmetto Classic (Columbia, S.C.)*

**(Editor's Note: Dates back to the 1934-35 season)**



HONORS, AWARDS, & COACHING HISTORY




**3** **JAKE BURROWS**  
[1936-40]

- Col. Burrows is the lone member of the college's Hall of Fame who was both Regimental Commander and First Honor Graduate of his class.
- As an athlete in which he competed for three years as freshmen were ineligible, Col. Burrows earned eight total letters during his Citadel athletic career as he lettered in football three times, basketball three times and twice in track.
- He was an all-St. selection in basketball three times and twice was named All-Southern Conference, and during his three years of basketball, Col. Burrows averaged 11.5 points per game which equated to 31 percent of the team's total points. In his three years on the hardwood, The Citadel defeated South Carolina and Furman six straight games each.
- He was the Regimental Commander for the 1939-40 academic year in which he also served as the basketball team captain. Col. Burrows was the first cadet to graduate in the new "Armory," which opened that year.
- In 1980, he was enshrined into The Citadel Athletic Hall of Fame.
- Banner was raised in McAlister Field House rafters on Jan. 28, 2012.



**22** **PAT CONROY**  
[1964-67]

- Perhaps the most famous of all Citadel graduates, Pat Conroy '67, was the 1966-67 basketball team's most valuable player who passed away from pancreatic cancer on March 4, 2106.
- The famed author is well-known for his books based in South Carolina's Lowcountry and includes bestsellers The Prince of Tides, Beach Music and South of Broad, among others, yet he ventured out and penned My Losing Season in 2002, which became a popular book nationally among athletes, coaches and sports fans.
- He was recognized with an honorary degree from The Citadel in 2010 and was enshrined in the college's Athletic Hall of Fame in 2014.
- The Citadel hung a banner in his honor and memory during a halftime ceremony on February 3, 2018 with family, teammates and fans among those in attendance.
- Conroy was a member of the Mel Thompson-coached basketball teams from 1965-67 and was voted the team most valuable player his senior year when he averaged 11.8 points per game.
- Played in 56 games over three seasons, hitting 154 field goals and knocking down 144-of-207 (.696) at the charity stripe.



**33** **ART MUSSELMAN**  
[1957-60]

- Played from 1956-1960 under the direction of Head Coach Norm Sloan.
- Amassed a 57-38 (.600) record during his career in a Bulldog uniform.
- Currently ranks third on the Bulldogs' all-time leading scoring list with 1,506 points.
- Eclipsed the double-digit plateau on 74 different occasions during the course of his career, scoring 20 points or more in 28 of those contests.
- Notched a career-high 36 points, including 13 field goals, in a 93-88 victory against Furman (Feb. 26, 1959).
- Managed four different eight-game streaks of double-digit scoring during the course of his career. The longest occurred Dec. 6 to Feb. 6 in the 1958-59 campaign in which he reached double figures in 12 straight contests.
- Accrued three straight winning seasons during the course of his career, finishing with a record of 16-11 (57-58), 15-5 (58-59) and 15-8 (59-60).
- His 587 career field goals place him second on the Bulldogs' all-time list.
- Topped the team with the best field goal percentage on three different occasions during his career (56-57, 58-59, 59-60).
- Banner was raised to McAlister Field House rafters on Jan. 31, 2009.



# HONORED JERSEY NUMBERS



## **C** LES ROBINSON *[1974-85]*

- Second-most coaching victories in Citadel history (132).
- Holds the record for the school's longest home court winning streak (23).
- Led The Citadel to a 20-7 overall record in 1978-79, marking the first 20-win season in program history.
- Played against seven different ranked opponents, including second ranked and eventual National Champion North Carolina in 1981-82.
- Tallied 64 regular season victories against Southern Conference opposition.
- Advanced to the second round of the SoCon Tournament on three occasions (78-79, 81-82, 84-85).
- His 1978-79 team converted 53.3% from field goal range (863-1618), marking the best total since the 1969-70 season.
- Held the opposition to under 70 points per game for four consecutive seasons (1979-83).
- After converting 529-for-688 (.769) free throw attempts, his 1984-85 squad became the second-best free throw shooting team since the 1963-64 season.
- Served as The Citadel athletics director from 2000 to 2008.
- Banner was raised to McAlister Field House rafters on Feb. 28, 2008.



## **33** REGAN TRUESDALE *[1982-85]*

- His teams finished 58-55 (.513) during four-year span at The Citadel.
- Ranks as the Bulldogs' second all-time leading scorer with 1,661 points.
- Played against five different ranked opponents, including second-ranked and eventual National Champion North Carolina in 1981-82.
- Netted a game-high 26 points against No. 1 North Carolina on Feb. 4, 1984 in the North-South Doubleheader.
- In a Jan. 9, 1984 meeting with former Southern Conference member Marshall, scored 13 of 15 first-half points from the free-throw line. He finished 22-for-28 from the charity stripe, scoring 41 points in the game.
- Netted a game-high 21 points in a Feb. 5, 1983 meeting with N.C. State. The Wolfpack emerged as the 1983 National Champion.
- Named by the Associated Press as an Honorable Mention All-American at the conclusion of his senior year.
- Scored in double figures 73 different occasions, including eclipsing the 20-point mark 46 different times and 30-point plateau seven times.
- One of 10 players in SoCon history to be named Player of the Year twice (1984, 1985).
- Left as a top-30 scorer in SoCon history.
- Banner was raised in McAlister Field House rafters on Jan. 23, 2010.

# BASKETBALL HONOREES IN THE CITADEL ATHLETIC HALL OF FAME

## JAKE BURROWS, '40

Played: 1938-40 Inducted: 1980

The only member of the Hall of Fame who was both Regimental Commander and First Honor Graduate of his class ... in three years of competition, he earned eight total letters ... lettered in football three times, basketball three times and twice in track ... all-state pick in basketball three times and twice was named All-Southern Conference ... in his three years of basketball, he averaged 11.5 points per game, equating to 31 percent of the team's total points ... in his three years on the hardwood, The Citadel defeated South Carolina and Furman six straight games each ... retired as an assistant athletic director at The Citadel.

## PAT CONROY, '67

Played: 1964-67 Inducted: 2014

Perhaps the most famous former athlete in The Citadel's storied history, Conroy was a member of the Mel Thompson-coached basketball teams from 1965-67 and was voted the team most valuable player his senior year when he averaged 11.8 points per game ... Played in 56 games over three seasons, hitting 154 field goals and knocking down 144-of-207 (.696) at the charity stripe.

## CHUCK CORDELL, '74

Played: 1971-74 Inducted: 2010

Lettered all four years in basketball and baseball ... Cordell, in 1974, served as captain for both teams while being named to the Outstanding College Athletes of America list and receiving the Sportsmanship Award, as voted by the senior class ... finished among the nation's best free throw shooters, connecting on 90.5 percent in 1972-73 (bested by the national leader who finished at 91.0%) ... named to the Southern Conference's All-Tournament Team in '74, Cordell was second in team scoring as a junior with a 15.3 average ... recorded 44 points in a freshman game against Furman ... on the diamond, he batted over .300 for his career as an infielder and was selected to the '74 All-South team, which includes all conference in the 13 Southern states.

## GARY DANIELS, '62

Played: 1960-62 Inducted: 1983

Three-year basketball letterman who ranks as school's sixth leading career scorer (1,394 points) ... at one time, he held or shared 11 individual school records ... selected twice to the All-Southern Conference team and once to all-conference tournament squad ... co-captain of 1961-62 team ... a member of the "Blitz Kids" ... holds the school mark for highest career scoring average (19.7) ... twice led the team in scoring and rebounding – both in the same season.

## WORTHAM" BUDDY" DIBBLE, '36

Played: 1934-36 Inducted: 1987

Three-year varsity basketball player ... won the South Carolina Intercollegiate Tennis Championship in 1935 and 1936 ... played tennis three years.

## JOHN DOUGLAS, '27

Played: 1927 Inducted: 1979

Lettered in basketball, baseball and football ... was an all-state and all-conference basketball selection for three years ... team won state title in 1927 ... played for coach Benny Blatt ... started on the '27 team that won the school's lone basketball championship, the Southern Intercollegiate Athletic Association, by defeating Kentucky, Chattanooga and Mercer in succession ... coached the Bulldogs' basketball team from 1931-33 and had an 18-31 record.

## CHARLES FABIAN, '51

Played: 1948-51 Inducted: 1979

Earned four letters apiece in football, basketball and baseball ... captain of 1951 basketball team ... selected as the school's Best All-Around Athlete.

## JOHN FROST, '22

Played: 1919-22 Inducted: 1979

Earned four letters apiece in football, basketball and baseball ... was twice all-state in football ... basketball teams won three state titles in four years ... played for Coach Frank Myers.

## HANK FOSTER, '41

Played: 1939-41 Inducted: 1992

Lettered in football four times from 1937-40 ... alternate captain of the football team in 1940 ... lettered in basketball three times (1939-41) ... also lettered in track three times (1939-41) ... selected as the school's Outstanding Athlete in 1941 ... earned 10 total letters.

## RAY GRAVES, '60

Played: 1956-60 Inducted: 1993

Among the top all-time leading scorers in Bulldog basketball history with 1,160 points ... a member of the famous "Blitz Kids" team coached by Norm Sloan ... played in 95 games from the 1956-60 season ... successful on 296-for-440 (.673) free throw attempts over the course of his career ... opened his career by scoring 402 points during the 1956-57 season ... eclipsed the 20-point plateau on 15 different occasions in his career, including a career-high 30 points against Davidson on Feb. 20, 1960.

## RANDY HEFFRON, '69

Played: 1966 Inducted: 1990

Captured four Southern Conference tennis championships and was a two-year tennis team captain ... recipient of the Marion S. Lewis and Senior Class Sportsmanship Awards ... served in the U.S. Army and later as a faculty member at MUSC's College of Dental Medicine.

## TEE HOOPER, '69

Played: 1967-69 Inducted: 1982

Top dual sport athlete ... two-time All-Southern Conference basketball selection ... upon his graduation, he was one of the top 10 career scorers in school's history ... also won five conference tennis crowns (two singles and three doubles).

## RICHARD "DICK" JONES, '61

Played: 1958-61 Inducted: 1978

A two-sport standout on the 1958-61 basketball and baseball teams ... captained the basketball team his senior year and averaged 16.1 ppg ... a member of the famed "Blitz Kids" ... was All-Southern Conference in baseball as a junior and senior with batting averages of .367 and .375.

## FRANK MCNEIL, '38

Inducted: 1979

Earned 11 letters in football, basketball and baseball ... one of the founders of the Brigadier Club ... twice earned all-state accolades in basketball ... was second team all-conference.

## COLIN MONTEITH JR., '23

Played: 1920-23 Inducted: 1982

An honorary inductee who was a member of the 1920 state championship basketball team ... served on the school's athletic committee, was president of The Citadel Alumni Association and member of the Board of Visitors ... awarded honorary Doctor of Law degree ... retired Brigadier General in the South Carolina National Guard.

## GENE MOORE III, '50

Played: 1948-49 Inducted: 2009

Moore, an honorary inductee, was a member of Citadel basketball and baseball teams in the late 1940s and '50 ... served as the baseball team captain in 1950 and signed a pro contract with the Philadelphia Phillies but opted for law school ... the 2008 recipient of the Southern Conference Distinguish Service Award, the former attorney for baseball Hall of Famer Ted Williams provided a seven-figure gift for the revitalization of Johnson Hagood Stadium during Homecoming on November 9, 2002.



# BASKETBALL HONOREES IN THE CITADEL ATHLETIC HALL OF FAME

## ART MUSSELMAN, '60

Played: 1957-60

Inducted: 1981

Key player in the "Blitz Kids" era ... was three-time, All-Southern Conference and all-state selection ... voted the state's Outstanding Basketball Player in 1957 ... is college's third leading all-time scorer (1,506 points) ... converted 587 field goal attempts over the course of his four-year career ... paced the team in scoring in 1958 (15.7) and in 1959 (16.1) ... scored 20 or more points on 28 different occasions over the course of his career ... established a career-high in points (36) during a victory over Furman in the opening round of the 1959 SoCon Tournament ... averaged 15.9 points per game during his illustrious career, the fifth-best effort in school history ... his 332 made free throws ties for the sixth-best mark in school annals.

## RANDY NESBIT, '80

Played: 1977-80

Inducted: 2011

A three-year starting point guard on Les Robinson-coached basketball teams ... was a key member of The Citadel's 1979 team that won 20 games, a first for the college ... the captain of the '80 team, Nesbit was selected to the 1979 and '80 All-Southern Conference second team ... paced the '78 team with a 54.0 field goal percentage ... had a 92.5 free throw percentage in 1980, which was the second-best in the NCAA ... tied a school mark with 13 assists in a 1979 game against Marshall, finishing with 120 dishes that season ... later served as an assistant to Robinson, and was named The Citadel's Head Coach from 1986-92.

## LES ROBINSON (HEAD COACH / ATHLETIC DIRECTOR)

Coached: 1974-85

Inducted: 2012

Guided Citadel basketball teams from 1974-85 and led the Bulldogs to their first-ever 20-win season in 1979, earning recognition by the NCAA as the second-most improved team in America ... also directed teams that won a record 23 consecutive games in McAlister Field House and was voted Southern Conference Coach of the Year ... served as director of athletics from 2000-08 and was recognized by The Citadel Alumni Association in 2006 as a Lifetime Honorary Alumnus.

## E. P. SKELTON, '30

Inducted: 1985

A four-year football letterman who played basketball one season ... member of the college's swim team and participated on the boxing squad ... captured the heavyweight division title in South Carolina in 1930 ... voted "Best Athlete" by his classmates.

## TOM SLAWSON, '80

Played: 1977-80

Inducted: 2008

Finished his career as the fourth-leading scorer in Citadel basketball history with 1,408 points ... paced the team in scoring as a junior (17.1 ppg) and senior (15.4 ppg), and was twice named to the All-Southern Conference second team ... led the team in rebounding three consecutive seasons ... was a member of the Les Robinson-coached team that went 20-7 (10-4 SoCon) in 1979, the first Citadel team to post a 20-win season and second-best league finish in school history ... member of the All-SoCon Tournament second team in '79 ... finished his career ranked third in field goals made (572), seventh in rebounding (662) and ninth in field goals made in a season (197).

## NORM SLOAN (HEAD COACH)

Coached: 1956-60

Inducted: 2002

An honorary inductee who guided Citadel basketball to its heyday in the late 1950s with the famous "Blitz Kids"... coached the Bulldogs for four seasons (1957-60) and had a 57-38 (.600) record... after his first season, the U.S. Rubber Company named The Citadel the "Most Improved Team" in the country and presented the Bulldogs with the George Mikan Award ... the South Carolina Sportswriters Association named him the 1959 Coach of the Year ... the 11-14 mark in 1957 was the school's best in 18 years and The Citadel improved from being the 750th best team in America to No. 34 ... in 1959, The Citadel made its lone appearance in the Southern Conference Championship game, losing to West Virginia, 85-66, and the Mountaineers' standout performer, Jerry West ... under Sloan, the Bulldogs played in the school's first-ever television appearance, a 60-57 Citadel victory at Clemson.

## REGAN TRUESDALE, '85

Played: 1982-85

Inducted: 2003

The Citadel's second all-time leading basketball scorer with 1,661 points ... held the all-time scoring record for 25 years, 315 days ... a two-time recipient of the Malcolm U. Pitt Award, signifying the Southern Conference's player-of-the-year ... was twice named first team All-Southern Conference ... continues to hold the school record for points in a season (624), field goals in a season (242), field goals attempted in a game (32), season (477), and free throws made in a game (22) ... made 638 field goals over the course of his career ... his 688 career rebounds remains the second best effort in Citadel history.

## JERRY VARN, '53

Played: 1951-53

Inducted: 2003

A 6-10 center on the basketball team in the early 1950s ... entered the Hall of Fame in the honorary category ... set the school record 51 points in a single game (Jan. 31, 1953, vs. Piedmont College) ... knocked down 141 field goals in 25 games over the course of his career to finish with 371 points.

## JOHN WEEKS, '17

Inducted: 1978

Was a three-sport star, starting four years in football (1913-16) and three in basketball and baseball ... was two-time all-state quarterback ... served as captain for both the football and basketball teams.

## TEDDY WEEKS, '27

Inducted: 1982

Was a top quarterback and outstanding basketball player ... All-South Carolina in both sports for three straight years ... was an outstanding high school coach in Charleston following his graduation.

## DICK WHERRY, '60

Played: 1957-60

Inducted: 1992

Lettered in basketball from 1957-60 and captained the 1960 team ... was among the all-time top-15 leading scorers in school history with 1,186 points ... among the top-10 all-time in free throws made with 289 ... career scoring average was 12.5 points per game ... played for Norm Sloan and recorded a 46-24 record over his final three seasons ... a member of "The Blitz Kids" ... also lettered in track.

## CHARLES WILLARD, '32

Played: 1929-32

Inducted: 1991

Lettered all four years in football, basketball and track ... captained the basketball team his senior year ... earned all-state accolades on the gridiron as a senior ... only track athlete to enter state meets and win a place in all events he entered ... cadet captain and commanded "D" company ... was the varsity track and basketball coach (14-16 record) and assistant football coach at The Citadel from 1934-36.

## CAMERON WELLS, '11

Played: 2007-11

Inducted: 2018

Basketball's all-time leading scorer with 2,049 points, assist leader with 485 and second in career steals with 187, Cameron Wells broke the scoring record held by Regan Truesdale of 1,661 points on Dec. 23, 2010, a mark that stood for 26 years. Twice named to the All-Southern Conference First Team (2010 & 2011), Wells twice finished second (to Davidson's Steph Curry) as the conference player of the year. Starting 126 of the 127 games in which he played, Wells finished his career with a 16.1 points per game average. He was a key member of the 2008-09 team that was coached by Ed Conroy that became only the second Citadel team ever to win 20 games in a season (20-13) and went to the first-ever postseason tournament, the CollegeInsider.com Tournament.

# ALL-TIME ACCOLADES & AWARDS



## Coaching Awards

<b>George Mikan Award</b> <i>(Most Improved Team in the Nation)</i>	
Norm Sloan.....	1956-57
<b>Collegelsider.com Skip Prosser</b> <i>Man of the Year</i>	
Ed Conroy.....	2008-09
<b>Collegelsider.com Coach of the Year</b>	
Ed Conroy.....	2008-09
<b>NABC District 22 Coach of the Year</b>	
Ed Conroy.....	2008-09
<b>Anton Foy Award</b> <i>(SoCon Media Coach of the Year)</i>	
Ed Conroy.....	2008-09
Randy Nesbit.....	1988-89
Les Robinson.....	1978-79
Norm Sloan.....	1956-57
<b>Southern Conference Coach of the Year</b> <i>(Coaches)</i>	
Ed Conroy.....	2008-09
Randy Nesbit.....	1988-89
<b>South Carolina Sports Writers</b> <i>Coach of the Year</i>	
Les Robinson.....	1984-85
Les Robinson.....	1978-79
Norm Sloan.....	1958-59

## Player Awards

<b>Associated Press All-American</b>	
Regan Truesdale.....	1984-85, HM
<b>CoSIDA Academic All-American</b>	
Derrick Henry.....	2015-16
<b>Collegelsider.com Mid-Major All-American</b>	
Demetrius Nelson.....	2008-09
<b>Collegelsider.com Mid-Major Freshman All-American</b>	
John Brown.....	2008-09
<b>NABC Good Hands Team</b>	
Quinton Marshall.....	2014-15
Dylan Setzekorn.....	2013-14
<b>CoSIDA Academic All-District</b>	
Derrick Henry.....	2015-16
P.J. Horgan.....	2014-15
Ashton Moore.....	2014-15
Mike Groselle.....	2012-13
<b>NABC All-District 22 First Team</b>	
Zane Najdawi.....	2017-18
Mike Groselle.....	2011-12
Cameron Wells.....	2008-09, 09-10, 10-11
Demetrius Nelson.....	2008-09
<b>Second Team</b>	
Stephen Clark.....	2022-23
Ashton Moore.....	2014-15
<b>Senior CLASS Award Top-10 Finalist</b>	
Mike Groselle.....	2012-13
<b>Top-30 Finalist</b>	
Zane Najdawi.....	2018-19
Ashton Moore.....	2014-15
<b>Collegelsider.com All-Tournament Honorable Mention</b>	
Demetrius Nelson.....	2008-09
<b>Malcolm U. Pitt Award</b> <i>SoCon Media Player of the Year</i>	
Regan Truesdale.....	1983-84, 84-85
Rodney McKeever.....	1975-76
<b>Southern Conference Freshman of the Year - Coaches</b>	
Jason Roche.....	2021-22
Preston Parks.....	2016-17
Cameron Wells.....	2007-08
<b>Southern Conference Freshman of the Year - Media</b>	
Jason Roche.....	2021-22
Preston Parks.....	2016-17
Cameron Wells.....	2007-08
<b>All-Southern Conference - Coaches First Team</b>	
Hayden Brown.....	2020-21
Zane Najdawi.....	2017-18
Ashton Moore.....	2014-15
Mike Groselle.....	2011-12, 12-13
Cameron Wells.....	2008-09, 09-10, 10-11
Demetrius Nelson.....	2008-09
Jamei Jenkins.....	1997-98
Noy Castillo.....	1995-96
Michael Moncrief.....	1994-95
Reggie Jones.....	1993-94
Ted Mosay.....	1990-91

Patrick Elmore.....	1989-90
Regan Truesdale.....	1983-84, 84-85
Rick Swing.....	1978-79
Rodney McKeever.....	1974-75
Steve Fishel.....	1972-73
John Sutor.....	1971-72
Gary Daniels.....	1960-61
<b>Second Team</b>	
Hayden Brown.....	2020-21
Lew Stallworth.....	2018-19
Patrick Elmore.....	1988-89
Craig Burgess.....	1987-88
Felipe de las Pozas.....	1982-83
Tom Slawson.....	1978-79, 79-80
Randy Nesbit.....	1978-79, 79-80
Rick Swing.....	1976-77
Rodney McKeever.....	1973-74
Steve Fishel.....	1971-72
Ben Ledbetter.....	1970-71
Jerry Hirsch.....	1969-70
Tee Hooper.....	1968-69
Herwig Baumann.....	1965-66
Art Musselman.....	1957-58, 59-60
<b>Third Team</b>	
Kaiden Rice.....	2020-21
<b>All-Southern Conference - Media First Team</b>	
Hayden Brown.....	2020-21
Hayden Brown.....	2020-21
Zane Najdawi.....	2017-18
Ashton Moore.....	2014-15
Cameron Wells.....	2009-10
Demetrius Nelson.....	2008-09
Patrick Elmore.....	1989-90
<b>Second Team</b>	
Stephen Clark.....	2022-23
Kaiden Rice.....	2020-21
Lew Stallworth.....	2018-19
Mike Groselle.....	2011-12, 12-13
Cameron Wells.....	2008-09
Travis Cantrell.....	2001-02
Jamei Jenkins.....	1997-98
<b>Third Team</b>	
Zane Najdawi.....	2018-19
Preston Parks.....	2016-17
Derrick Henry.....	2015-16
<b>SoCon All-Defensive Team</b>	
Quentin Millora-Brown.....	2023-24
<b>All-Southern Conference College Hoops Net</b>	
Mike Groselle.....	2011-12
<b>All-Southern Conference HoopsHD.com</b>	
Lew Stallworth.....	2018-19
Zane Najdawi.....	2016-17, 17-18
Preston Parks.....	2016-17
<b>College Sports Madness All-Southern Conference Second Team</b>	
Ashton Moore.....	2013-14, 14-15
<b>Third Team</b>	
P.J. Horgan.....	2014-15
<b>Fourth Team</b>	
Brian White.....	2013-14
Matt Van Scyoc.....	2013-14
<b>Preseason All-Southern Conference</b>	
Zane Najdawi.....	2018-19
Preston Parks.....	2017-18
<b>Southern Conference All-Freshman Team - Coaches</b>	
Jason Roche.....	2021-22
Fletcher Abee.....	2019-20
Preston Parks.....	2016-17



# ALL-TIME ACCOLADES & AWARDS

Jake Wright.....	2014-15
Brian White.....	2013-14
Matt Van Scyoc.....	2012-13
Harrison Dupont.....	2009-10
John Brown.....	2008-09
Austin Dahn.....	2007-08
Cameron Wells.....	2007-08
Warren McLendon.....	2004-05
J'Mel Everhart.....	2003-04
Alan Puckett.....	1998-99
Rod Shiver.....	1998-99
Virgil Stevens.....	1995-96
Matt Newman.....	1994-95
Moncrief Michael.....	1993-94
Lamar Wright.....	1990-91
Aaron Nichols.....	1989-90
Leon Bryant.....	1985-86

### Southern Conference All-Freshman Team - Media

Madison Durr.....	2022-23
Jason Roche.....	2021-22
Fletcher Abee.....	2019-20
Kaelon Harris.....	2016-17
Preston Parks.....	2016-17
Zane Najdawi.....	2015-16
Jake Wright.....	2014-15
Brian White.....	2013-14
Matt Van Scyoc.....	2012-13
Harrison Dupont.....	2009-10
Cameron Wells.....	2007-08

### Southern Conference All-Tournament Team First Team

J'Mel Everhart.....	2006
Regan Truesdale.....	1985
Rick Swing.....	1979
Gary Daniels.....	1961
Art Musselman.....	1959

### Second Team

Hayden Brown.....	2022
Hayden Brown.....	2021
Kaelon Harris.....	2020
Ashton Moore.....	2014
Jamie Jenkins.....	1998
Patrick Elmore.....	1989
Craig Burgess.....	1987
Regan Truesdale.....	1983
Felipe de las Pozas.....	1982, 1983
Tom Slawson.....	1979
Randy Nesbit.....	1979
Rodney McKeever.....	1976
Chuck Cordell.....	1974
Ben Ledbetter.....	1971
Doug Bridges.....	1967
Dick Jones.....	1961
Ray Graves.....	1959
John Shumate.....	1943
Jake Burrows.....	1940

### HoopsHD.com SoCon Sixth Man of the Year

Matt Frierson.....	2017-18
--------------------	---------

### Southern Conference Player of the Month

Mike Groselle.....	November, 2011
Demetrius Nelson.....	February, 2009

### SoCon Player of the Month College Hoops Net

Brian White.....	November, 2013
Mike Groselle.....	January, 2012

### Southern Conference Student-Athlete of the Week



Hayden Brown (2017-22)

Zane Najdawi.....	Jan. 2, 2019
P.J. Horgan.....	Dec. 10, 2014

### Southern Conference Player of the Week

Hayden Brown.....	Feb. 28, 2022
Hayden Brown.....	Feb. 16, 2021
Hayden Brown.....	Jan. 12, 2021
Kaelon Harris.....	Jan. 14, 2020
Lew Stallworth.....	Dec. 4, 2018
Lew Stallworth.....	Nov. 27, 2018
Zane Najdawi.....	Feb. 6, 2018
Zane Najdawi.....	Jan. 15, 2018
Zane Najdawi.....	Dec. 6, 2016
Zane Najdawi.....	Nov. 15, 2016
Ashton Moore.....	Feb. 17, 2014
Mike Groselle.....	Feb. 26, 2013
Mike Groselle.....	Nov. 4, 2012
Mike Groselle.....	Nov. 15, 2011
Cameron Wells.....	Nov. 30, 2010
Cameron Wells.....	Jan. 19, 2010
Cameron Wells.....	Feb. 17, 2009
J'Mel Everhart.....	Feb. 28, 2006
Warren McLendon.....	Week Four, 2004-05
Alan Puckett.....	Week Ten, 2000-01
Cliff Washburn.....	Week Three, 2000-01
Jamie Jenkins.....	Week Seven, 1997-98
Matt Newman.....	Week Five, 1996-97
Noy Castillo.....	Week Six, 1995-96
Matt Newman.....	Week Twelve, 1994-95
Moncrief Michael.....	Week Ten, 1994-95
Terry Campbell.....	Week Two, 1993-94
Patrick Elmore.....	Week Eleven, 1989-90
Patrick Elmore.....	Week Six, 1989-90
Patrick Elmore.....	Week Ten, 1988-89
Kent Hill.....	Week Twelve, 1987-88
Leon Bryant.....	Week Four, 1986-87
Kent Hill.....	Week Eight, 1985-86
Kent Hill.....	Week Three, 1985-86
Regan Truesdale.....	Week Two, 1984-85
Regan Truesdale.....	Week One, 1984-85
Regan Truesdale.....	Week Nine, 1983-84
Regan Truesdale.....	Week Six, 1983-84
Regan Truesdale.....	Week Eight, 1982-83
Tom Slawson.....	Week Twelve, 1978-79
Rick Swing.....	Week Five, 1978-79
Tom Slawson.....	Week One, 1978-79

Rick Swing.....	Week Eleven, 1976-77
Ben Ledbetter.....	Week Three, 1970-71

### College Sports Madness SoCon Player of the Week

Lew Stallworth.....	Dec. 24, 2018
Lew Stallworth.....	Dec. 3, 2018
Lew Stallworth.....	Nov. 26, 2018
Zane Najdawi.....	Jan. 14, 2018
Ashton Moore.....	Feb. 24, 2014
Ashton Moore.....	Nov. 18, 2014
Mike Groselle.....	Jan. 28, 2013
Mike Groselle.....	Nov. 4, 2012
Mike Groselle.....	Nov. 14, 2011

### NetScouts.Com Player of the Week

Cameron Wells.....	March 6, 2011
Cameron Wells.....	Jan. 30, 2011

### Southern Conference Freshman of the Week

Jake Wright.....	Dec. 9, 2014
Brian White.....	Jan. 7, 2014
Brian White.....	Nov. 25, 2013
Brian White.....	Nov. 11, 2013

### All-Military Classic All-Tournament

Ashton Moore.....	2014-15
Brian White.....	2013-14
Lawrence Miller.....	2012-13
Mike Groselle.....	2012-13
Mike Groselle.....	2011-12

### Battle 4 Atlantis Mainland All-Tournament

Brian White.....	2013-14
------------------	---------

### Las Vegas Classic All-Tournament

Cameron Wells.....	2010-11
--------------------	---------

### Hispanic College Fund Challenge All-Tournament

Joe Wolfinger.....	2009-10
Cameron Wells.....	2009-10



## -A-

Abee, Fletcher '20-21 (12.0, 12.4) Morganton, N.C.  
**Adams, John 25' (4.4) Douglas, Mass.**  
**Adebisi, Sola 25' (8.2) Alpharetta, Ga.**  
**Alexander, Aidan 25' (RS) Charleston, S.C.**  
**Alexander, Cole '23-25' (0.6, 0.2) Charleston, S.C.**  
 Ange, Mike '75-78 (9.9, 10.7, 5.2, 6.2) Virginia Beach, Va.  
 Ash, Austin '23 (15.2), Cedar Rapids, Iowa  
 Atkinson, Jim '73 (0.0) Mullins, S.C.

## -B-

Ballard, Al '56 Asheville, N.C.  
 Bardo, Craig '85-87 (9.2, 16.5, 14.4) Nashville, Tenn.  
 Barger, Rick '74-76 (4.1, 9.5, 3.3) Columbia, S.C.  
 Baumann, Herwig '64-66 (4.8, 14.9, 18.5) Dayton, Ohio  
 Beach, Zack '09 (0.0) Greenville, S.C.  
 Bell, Larry '74-75 (2.8, 1.9) Crisfield, Md.  
 Below, Jim '71-72 (4.0, 7.2) West Palm Beach, Fla.  
 Birkholz, Levi '24 (0.7), Lake Mills, Wis.  
 Bishop, James '88-89 (1.9, 1.1) Darlington, S.C.  
 Blackledge, Bob '57-59 (4.5, 7.2, 6.3) Fort Wayne, Ind.  
 Bomhorst, Dave '68 (0.0) Piqua, Ohio  
 Braggs, Boikai '91, '93 (2.1, 0.3) Darlington, S.C.  
 Brick, Jonathan '06-09 (1.0, 2.5, 4.5, 0.9) Baltimore, Md.  
 Bridges, Doug '66-68 (12.6, 8.4, 15.2) Raleigh, N.C.  
 Brown, Hayden '17-22 (5.2, 7.2, 13.3, 18.8, 18.8) Summerville, S.C.  
 Brown, Josh '09 (5.0) Savannah, Ga.  
 Brown, Shawn '82-85 (4.9, 6.3, 6.3, 6.6) Charleston, S.C.  
 Brown-Millora, Quentin '24 (11.2), Lorton, Va.  
 Bryant, Leon '87-89 (7.5, 10.0, 12.4, 13.8) Hampton, S.C.  
 Buchanon, Jerry '58-61 (2.0, 2.5, 2.4, 6.8) Charleston, S.C.  
 Burgess, Craig '84-87 (3.3, 8.7, 13.4, 17.6) Lake City, S.C.  
 Burns, Marshall '93-94 (1.6, 0.2) Charleston, S.C.

## -C-

Campbell, Shelton '86 (6.7) Charleston, S.C.  
 Campbell, Terry '91-94 (5.8, 7.4, 9.4, 10.3) Camden, S.C.  
 Cantrell, Travis '99-02 (6.6, 8.9, 12.7, 16.6) Floyd, Va.  
 Carpio, Tony '23-24 (1.8, 1.5) Suwanee, Ga.  
 Cartwright, Mark '79-80 (5.0, 8.6) Bakersfield, Calif.  
 Castillo, Noy '94-97 (3.0, 13.8, 14.0, 11.0) New Albany, Ind.  
 Cathcart, Jim '54 Chatham, N.J.  
 Cauthen, Rob '66-68 (6.3, 1.2, 1.5) Rock Hill, S.C.  
 Clark, Matt '08-09 (5.0, 1.4) Evans, Ga.  
 Clark, Stephen '20-23 (3.3, 5.9, 9.7, 16.3) Charlotte, N.C.  
**Commisso, Dominic 25' (1.3) Roscoe, IL**  
 Connor, Greg '67-69 (5.6, 3.3, 4.4) Morris, Ill  
 Conrad, Bailey '23 (1.0) Corydon, Ind.  
 Conroy, Ed '86-89 (3.2, 8.1, 9.7, 10.9) Davenport, Iowa  
 Conroy, Pat '65-67 (5.3, 4.6, 11.8) Beaufort, S.C.  
 Cordell, Chuck '72-74 (3.0, 15.3, 10.8) Marion, S.C.  
 Cornwell, Ed '79-81 (0.9, 0.7, 4.1) Charleston, S.C.  
 Crafton, Trevor '99 (3.9) Hanover, Ind.  
 Creech, Dennis '71 (1.1) Charleston, S.C.  
 Cunningham, Jackie '95 (2.1) Shelby, N.C.

## -D-

Dahn, Austin '08-09 (12.0, 6.8) Columbus, Ohio  
 Dalley, Robert '88-90, '92 (5.5, 3.2, 8.5, 11.0) Surrey, England  
 Damon, Chuck '76 (4.5, 3.2) Grand Rapids, Mich.  
 Daniels, Gary '60-62 (10.8, 23.2, 23.9) Canton, Ohio  
**Davidson, Paxton 25' (5.9, 3.1) Mount Juliet, TN**  
 Davis, Brent '21 (4.6) Miramar, Fla.  
 Davis, Chris '76-79 (10.1, 7.1, 5.8, 6.1) Kershaw, S.C.  
**Davis, Josh '23-25 (0.5, 0.4, 1.8) Southlake, Texas**  
**Davis, Keynan '24 -25 (5.8, 9.2), Chicago, IL**  
 Davis, Matt '03-06 (1.3, 3.0, 5.5, 4.4) Dallas, Tex.  
 Dawley, Chayne '06 (2.1) Charleston, S.C.  
 Day, Ricky '74-77 (5.3, 8.5, 7.3, 3.3) Charleston, S.C.  
 DeBrosse, John '66-68 (10.8, 14.4, 11.1) Piqua, Ohio  
 De Groot, Cory '92 (1.8) Terre Haute, Ind.  
 de las Pozas, Felipe '80-83 (3.3, 8.8, 13.5, 16.5) Miami, Fla.  
 Diasparra, Chris '06-07 (2.5, 2.7) Mahopac, N.Y.  
 Dicks, Dale '78 (0.4) Lake City, S.C.  
 Dogan, Dino '08 (0.5) Osijek, Croatia  
 Driver, Bob '54-55 Jacksonville, Fla.  
 Durr, Madison 23' -24 (7.7, 11.9) Atlanta, Ga.

## -E-

Earls, Reno '96 (6.0) Gainesville, Ga.  
 Edgington, Al '72-73 (1.3, 0.0) Findlay, Ohio  
**Eikenberry, Graham 25' (RS) Portland, Ore.**  
 Ellison, Morton '55 Charleston, S.C.  
 Elmore, Patrick '84, '89-90 (10.6, 18.0, 20.8) Ridgeville, S.C.  
 Engler, Dylan '21-23 (1.3, 3.3, 1.2) Oswego, Ill.  
 Everhart, J'Mel '04-07 (7.4, 9.4, 10.9, 8.1) Tyler, Tex.  
 Eykyn, Daniel '08-09 (2.4, 2.6) Charleston, S.C.  
 Elliott, Bob '58-61 (0.3, 3.6, 1.8 -) Morganfield, Ky.  
 Ellison, Morton '55 Charleston, S.C.  
 Elliott, Bob '58-61 (0.3, 3.6, 1.8 -) Morganfield, Ky.

## -F-

Ferris, Bob '73-74 (0.8, 1.1) Lompac, Calif.  
 Fishel, Steve '71-73 (9.4, 14.9, 18.3) Monticello, Ind.  
 Fiske, Bill '54-55, Miami, Fla.  
 Fitzgibbons, Rudy '20-22 (7.0, 4.9, 7.9) Atlanta, Ga.  
 Ford, Al '54, Bridgeton, S.C.  
 Fox, Brody 25' (16.9), Mahtomedi, Minn.  
 Frazier, Victor '84 (1.9) Hilton Head, S.C.  
 Freeman, Jerald '98-99 (3.6, 8.0) North Charleston, S.C.  
 French, Dale '76-79 (2.6, 6.2, 5.8, 8.6) Lebanon, Ind.

## -G-

Gammons, Jackson '21-22 (2.6, 1.6) High Point, N.C.  
 Gau, Tom '69 (0.9) Cincinnati, Ohio  
 Gayewski, Gerry '56, Hunlocks Creek, Pa.  
 Gilbert, Charles Mix '36-39  
 Gilbert, Louie '80-83 (3.7, 8.6, 13.0, 8.7) Lawrenceburg, Ky.  
 Glad, David '95-96 (0.3, 0.9) Leavenworth, Kan.  
 Glover, Cam 25' (7.8, 1.8) Trussville, AL.  
 Gochnauer, Matt '04-05 (1.1, 0.6) James Island, S.C.  
 Gowdown, Dan '95 (4.5) Dayton, Ohio  
 Graves, Ray '57-60 (10.0, 12.6, 9.2, 16.8) St. Mary's Ohio  
 Guyton, Rob '19-22 (0.8, 0.1, 1.0, 1.0) Myrtle Beach, S.C.

## -H-

Hargette, John '86 (2.2) Waynesville, N.C.  
 Hammack, Kevin '03-07 (7.5, 9.7, 12.1, 7.4, 13.2) Pumpfrey, Md.  
 Hancock, Ward '55-56 Palatka, Fla.  
 Hanna, Ron '56 New Kensington, Pa.  
 Harmening, Dick '55-56 (10.3, 13.0) Greenfield, Ind.  
 Harris, Andre '90-93 (3.1, 6.0, 14.8, 10.5) Greenville, S.C.  
 Hartley, Clem '64-65 (5.9, 14.1) Portsmouth, Ohio  
 Hartwell, John '84-87 (2.2, 5.7, 8.7, 5.0) Mobile, Ala.  
 Hayslip, Cal '71-72 (6.0, 7.0) Spartanburg, S.C.  
 Heyward, Wendell '99 (2.0) Charleston, S.C.  
 Higgins III, Jerry '19-22 (1.7, 3.0, 4.6, 1.9) Cleveland, Ohio  
 Hill, Hoke '70 (3.7) Hartwell, Ga.  
 Hill, Kent '85-88 (2.4, 13.8, 9.3, 14.4) Newberry, S.C.  
 Hill, Winston '24 (9.6), Irmo, S.C.  
 Hines, William '99 (2.4) Jacksonville, Fla.  
 Hirsch, Jerry '68-70 (5.2, 13.8, 19.6) Oceanside, N.Y.  
 Hitchcock, Larry '62-64 (5.7, 8.3, 14.8) Richmond, Ind.  
 Hoak, Robert '77-78 (7.9, 9.2) Woddberry Forest, Va.  
 Hodges, Abe '91-93 (0.9, 1.3, 3.0) Tallahassee, Fla.  
 Holland, Wells '79-82 (2.8, 3.0, 10.8, 8.9) Aiken, S.C.  
 Holstein, Todd '90-92 (6.3, 9.8, 9.3) Fairfield, Ohio  
 Holston, Bo '09 (0.0) Olney, Md.  
 Hooper, Tee '67-69 (7.2, 15.8, 17.3) Greenville, S.C.  
 Howard, Walter '07-08 (0.0, 0.0) Enverness, Fla.  
 Howe, Dan '61 (12.1) Fort Wayne, Ind.  
 Hughes-Michael, John (0.4) Ligonier, Pa.  
 Huguley, Greer '80-83 (5.7, 9.7, 9.8, 5.1) Greenville, S.C.  
 Humphries, Chip '95 (0.3) Sumter, S.C.

## -I-

**Irelan, Rowan '24-25 (0.6) Mount Pleasant, S.C.**  
 Isaacs, Wayne '62-64 (7.0, 6.7, 5.7) Newark, Ohio  
 Ishie, Love '92 (1.0) Lagos, Nigeria

## -J-

Jacobs, Bob '77-78 (10.8, 4.6) Gosnell, Ark.  
 James, Edward '81 (0.9) Society Hill, S.C.  
 Jemerson, Marlon '92 (2.7) Charlestown, Ind.  
 Jenkins, Jamie '95-98 (5.6, 15.3, 11.6, 14.7) Lenior, N.C.  
 Johnson, Ben '78 (2.2) Raleigh, N.C.  
 Johnson, Richard '73-76 (5.4, 7.1, 10.5, 10.7)  
 Johnson, Robbie '94 (0.2) Myrtle Beach, S.C.  
 Jones, Dick '58-61 (4.4, 10.8, 14.1, 16.1) Waldorf, Md.  
 Jones, Reggie '92-94 (4.3, 9.4, 13.3) Beaufort, S.C.  
 Jordan, Patrick '01-02 (1.0, 0.7) Redwood City, Calif.  
 Joseph, Michael '00-02 (7.7, 8.0, 12.1) Deerfield Beach, Fla.

## -K-

**Kearse, Dante '25 (2.2) Richmond, Va.**  
 Kennedy, Brian '67-68 (2.8, 1.8) Andover, Miss.  
 Kiggans, Bob '63-65 (6.4, 2.0, 4.3) Wellsville, Ohio  
 Kinzig, Brian '93-94 (0.2, 1.2) Pensacola, Fla.  
 Kroboth, Al '67-69 (10.0, 10.6, 13.0) Linden, N.J.  
 Krywonis, Romas '00-03 (3.6, 6.5, 5.0, 6.4) Phoenix, Md.  
 Kunz, Jonathan '96-99 (5.1, 2.9, 3.6, 3.8) Hampden, Me.

## -L-

LeForce, Jeff '82-83 (0.4, 0.5) Charleston, S.C.  
 Ledbetter, Ben '69-71 (9.4, 9.6, 13.3) Charlestown, Ind.  
 Leonard, Chad '93-95 (3.0, 5.8, 7.3) Bethesda, Md.  
 London, Julian '95-98 (2.7, 4.3, 1.1, 0.4) Greensboro, N.C.  
 Lorin, Henry '76 (2.0) Utica, Mich.

## -M-

MacDonald, Glenn '73 (3.3) Wilmington, Ohio  
 Madrazo, Charlie '61-63 (5.5, 8.5, 10.2) Harrison, N.Y.  
 Makan, Kaylan '23 (0.0), Little Rock, Ark.  
 Martini, Dick '63-65 (14.1, 12.2, 13.7) Passaic, N.J.  
 Mathis, Jimmy '76 (2.4) Charleston, S.C.  
 Matthew, Don '83-85 (2.3, 7.7, 7.5) Panama City, Fla.  
 Maynard, David '22-23 (6.5, 5.0) Herriman, Utah  
**McAllister, Colby '23-24 (2.1, 2.0, 6.2) Spanish Fort, Ala.**  
 McCurdy, Jim '64-65 (13.9, 13.6) Avalon, Pa.  
 McDonald, Mickey '55-57 (-, 7.0, -) Miami Fla.  
 McDowell, Augustus '91-94 (2.6, 6.3, 3.9, 7.4) Goldsboro, N.C.  
 McDowell, Tyrell '08-09 (6.9, 1.7) Miami, Fla.  
 McGriff, Arthur '74 (11.0) Lakeland, Ga.  
 McKeever, Rodney '74-76 (15.0, 23.0, 20.5) Charleston, S.C.  
 McLendon, Donny '05-07 (12.6, 10.2, 12.0) Dublin, Ga.  
 McLendon, Warren '05 (12.8) Dublin, Ga.  
 McQueeney, Billy '96-98 (0.0, 0.3) Charleston, S.C.  
 Meade, Dick '62 (2.2) London, Ohio  
 Meckstroth, Lou '70-72 (11.9, 10.3, 11.7) Lima, Ohio  
 Michael, Moncrief '94-95 (8.8, 13.8) Charlotte, N.C.  
 Milford, Kenny '00-03 (3.6, 2.1, 3.4, 5.1) Charleston, S.C.  
 Miller, Andy '03-06 (0.0, 1.5, 1.9, 1.1) Pittsburgh, Pa.  
 Misyuchenko, Kirill '96-98 (7.6, 8.9, 6.5) West Hartford, Conn.  
 Moffe, Tyler '21-22 (9.7, 11.1) Elmira, N.Y.  
 Mohr, Danny '65-67 (7.5, 15.7, 13.3) Wilmington, S.C.  
 Moiten, Dave '56, St. Augustine, Fla.  
 Mombollet, Max '01-04 (8.0, 5.3, 12.0, 9.7) Central African Republic  
**Moore, Christian '24-25 (4.7, 8.7) Los Angeles, Calif.**  
 Moore, Wade '78-81 (4.3, 6.1, 6.3, 9.2) Florence, S.C.  
 Morabbi, Cosmo '09 (4.5) Beverly Hills, Calif.  
 Morgan, Elijah '23-24 (7.6, 14.5) New Orleans, La.  
 Morris, Mike '71-73 (1.7, 3.0, 5.4) St. Mary's, W.Va.  
 Morrison, Greg '75 (7.4) Willshire, Ohio  
 Mosay, Ted '88-91 (5.0, 10.1, 10.6, 17.5) Elizabeth, Pa.  
 Musselman, Art '57-60 (13.8, 15.7, 16.1, 17.7) Huntingdon, Ind.



# ALL-TIME LETTERMEN

## -N-

Nelson, Demetrius '05-09 (2.6, 9.6, 9.1, 12.1, 16.4) Johns Island, S.C.  
 Nesbit, Randy '78-80 (12.3, 11.6, 12.4) Sutersville, Pa.  
 Nesbit, Ryan '87-90 (4.3, 5.8, 5.9, 9.5) Sutersville, Pa.  
 Newman, Matt '95-98 (10.3, 12.5, 12.7, 10.4) Doylestown, Ohio  
 Nichols, Aaron '90-91 (8.9, 15.0) Cincinnati, Ohio  
 Nielsen, Quinn '24 (1.1) Hingham, Mass.

## -O-

Olalere, Augustine '91 (0.0) Lagos, Nigeria  
 Olsen, David '96 (3.0) Louisville, Ky.  
 Omerod, Kip '61-62 (2.6, 3.4) Fort Wayne, Ind.  
 Orrell, George '54, Hazelton, Pa.

## -P-

Pandak, Phillip '08-09, '11 (3.7, 0.5, 0.0) Richmond, Va.  
 Paone, Ed '80, '82-83 (2.2, 2.0, 2.3) Ocean City, N.J.  
 Parks, T.J. '79-80 (1.6, 2.7) Tucumcari, N.M.  
 Patton, Bryan '97-99 (3.9, 4.7, 2.8) Cleveland, Ohio  
 Pigram, Marcus '24 (1.9) Chicago, IL  
 Plum, Andy '93 (2.5) Mason, Ohio  
 Poole, Kevin '96 (0.7) Fort Clayton, Panama  
 Price, Jackson '22-23 (1.5, 6.7) Hiram, Ga.  
 Puckett, Alan '99-02 (9.0, 12.3, 10.6, 7.4) Hot Springs, Ark.

## -R-

Rat, Johan '97-99 (0.3, 1.4, 2.4) Paris, France  
 Rebber, Danny '61, Seymour, Ind.  
 Records, Jerry '57-60 (8.0, 4.9, 1.5, -) Columbia, Ind.  
 Reynolds, John '09-11 (0.0) Hattiesburg, Miss.  
 Rice, Kaiden '18-21 (5.7, 11.3, 11.7, 17.6) Columbia, S.C.  
 Rieker, Mike '71 (1.9) Findlay, Ohio  
 Roberts, Matt '09 (0.8) Cincinnati, Ohio  
 Roberts, Mike '94 (1.5) Malvern, Pa.  
 Roberts, Kam '24 (2.2) South Boston, Va.  
 Rodgers, John '75-77 (4.3, 1.8, 3.4) Pine Brook, N.J.  
 Roulston, Bill '88 (1.6) Summerville, S.C.  
 Roy, Mike '98-01 (4.2, 6.1, 6.4, 6.1) Meredith, N.H.  
 Ruddle, Mike '70-71 (7.1, 9.9) Fairfield, Ohio  
 Russell, Tonny '70 (3.9) Jackson, Tenn.

## -S-

Saville, Bert '56, Kinston, S.C.  
 Sawyer, Richey '87 (1.6) Baton Rouge, La.  
 Schwarze, Bob '56, Jersey City, N.J.  
 Schiavoni, Mark '06 (6.7) Winchester, Va.  
 Scott, Oscar '72-73 (12.4, 11.2) Charleston, S.C.  
 Sears, Ryan '96-99 (3.0, 4.3, 6.4, 8.4) Centerville, Ohio  
 Server, Don '75-77 (4.3, 1.9, 2.3) Hanover, Ind.  
 Setzer, Sewell '02 (0.3) Orlando, Fla.  
 Shaffrey, Chris '82 (0.0) Huntingdon, W.Va.  
 Sheppard, Al '84-85 (7.1, 4.0) Tampa, Fla.  
 Shiver, Rod '99 (8.8) Columbia, S.C.  
 Shockley, Dick '54 (16.3) Wilmington, Del.  
 Simmons, Monte '08 (0.6) Ft. Wayne, Ind.  
 Slawson, Tom '77-80 (7.6, 12.5, 17.1, 14.5) Summerville, S.C.  
 Smith, AJ '23-24 (6.1, 16.2) Charlotte, N.C.  
**Smith, Braylen '25 (1.2) Augusta, Ga.**  
 Smith, Johnny '87-90 (2.5, 4.4, 9.5, 8.6) Walterboro, S.C.  
 Smith, Kevin '94 (0.6) Charleston, S.C.  
 Smith, Travis '05 (6.5) Columbus, Ga.  
 Sparling, Bud '55-56, Miami, Fla.  
 Spence, Brady '19-22 (5.4, 4.5, 2.5, 3.4) Douglasville, Ga.  
 Spencer, Owen '21 (1.0) Cincinnati, Ohio  
 Spivey, Gill '55-56, Charleston, S.C.  
 Starkes, Xavier '81-82 (1.2, 1.0) Columbia, S.C.

Sterling, John '82-85 (5.0, 5.0, 6.8, -) Greenville, S.C.  
 Stevens, David '93-94 (8.6, 13.3) Goose Creek, S.C.  
 Stevens, Virgil '96-98 (11.0, 14.4, 13.3) North Charleston, S.C.  
 Stevens, James '86-89 (2.2, 4.6, 6.6, 5.3) Latta, S.C.  
 Streeter, Bryan '07-11 (3.8, 3.8, 5.0, 5.8) Jacksonville, N.C.  
 Stowers, Keith '60-62 (1.3, 10.2, 12.9) Ironton, Ohio  
 Sutor, John '71-72 (11.8, 14.3) Philadelphia, Pa.  
 Swing, Rick '76-79 (7.0, 16.6, 13.3, 16.1) Frankfort, Ind.

## -T-

Terry, Dante '03-06 (4.6, 11.3, 2.8, 12.6) Virginia Beach, Va.  
 Theos, Jerry '77 (0.6) Charleston, S.C.  
 Tindal, Red '54, Charleston, S.C.  
 Tharpe, Jimmy '83-86 (3.8, 6.1, 10.3, 6.8) Winter Haven, Fla.  
 Thompson, Joseph '04-07 (3.4, 2.0, 4.9, 3.2) Whiteville, N.C.  
 Tobias, Ben '00-03 (1.1, 2.1, 0.9, 2.8) Oregon, Ohio  
 Toney, Gerald '81-83 (8.1, 8.2, 7.2) Darlington, S.C.  
 Trimble, John '75 (3.6) Hanover, Ind.  
 Truesdale, Regan '82-85 (2.3, 13.1, 22.0, 21.5) Heath Springs, S.C.  
 Tucker, Terry '79-82 (2.4, 3.1, 3.9, 0.7) Oak Lawn, Ill.

## -U-

Urbanus, Zach '08-09 (10.4, 10.0) Austin, Texas

## -V-

Valiulis, Vytautas '06-07 (3.1, 4.4) Vilnius, Lithuania  
 VanSchaardenburg, Scott '91-93 (7.1, 5.2, 7.7) Bridgman, Mich.  
 Von Harten, Skeet '54-55, Beaufort, S.C.

## -W-

**Wali, Eze '25 (1.8) Providence, RI**  
**Walter, Jack '25 (RS) Honolulu, Hawaii**  
 Washburn, Cliff '99-02 (6.0, 9.6, 10.3, 10.6) Shelby, N.C.  
 Weber, Greg '72-74 (3.3, 7.5, 10.7) Rossford, Ohio  
 Webster, Derek (2.0, 1.4, 5.3, 3.6) '18-21 Tampa, Fla.  
 Weeks, Teddy '56-59 (10.6, 16.3, 7.4, 4.3) Charleston, S.C.  
 Wehmeister, George '59-61 (4.9, 2.7, 5.1) Fort Wayne, Ind.  
 Wells, Cameron '08-11 (14.4, 15.6, 17.2, 17.3) Houston, Texas  
 West, Mike '62-64 (8.2, 9.0, 10.6) Media, Pa.  
 Westburg, Keith '82 (0.8) Greenville, S.C.  
 Wherry, Dick '57-60 (16.1, 12.7, 13.7, 7.3) Columbus, Ohio  
 White, Al '54-55, Charleston, S.C.  
 Williamson, Matt '91-92 (1.0, -) Marietta, Ga.  
 Wilson, Erick '01-03 (2.5, 0.6, 3.8) Omaha, Neb.  
 Winkler, Nathan '05 (0.0) Boone, N.C.  
 Wormley, Clyde '00-03 (3.1, 2.7, 3.9, 9.5) Columbus, Ga.  
 Wright, Lamar '91-94 (8.3, 6.4, 9.4, 6.0) Ft. Campbell, Ky.

## -X-

Xia, Aaron '04-06 (2.4, 2.3, 3.0) Friendswood, Texas

## -Y-

Young, Kedron '02-05 (0.7, 1.0, 1.7, 0.7) Moncks Corner, S.C.

## -Z-

Zeravica, Neven '08 (1.4) Osijek, Croatia  
 Zinsky, Bill '67 (9.5) Glassboro, N.J.


**\*Editor's Note: The numbers in parentheses indicate the player's average points per game through the course of their career.**



## BULLDOGS IN THE NBA DRAFT

### Year/Player/Round/Selection/Team

1. 1962, Gary Daniels, 5 (9), Boston
2. 1979, Rick Swing, 4 (70), Cleveland



### **NOY CASTILLO**

**1993-97 / NEW ALBANY, IND.**

San Miguel Beermen (1998)  
 Forumal Shell Zoom Masters (1998-99)  
 Purefoods Tender Juicy Giants (2000-08)



### **MATT FRIERSON**

**2015-19 / LAUREL, MD.**

Baltimore Hawks (ABA) (2019-20)  
 Campo Mourão Basquete - Brazil (2020-21)  
 Bonn - Germany (2021-22)  
 Eisbaren Bremerhaven - Germany (2022-24)  
 Illawarra Hawks Basketball - Australia (2024)  
 LWD Basket - Netherlands - 2024-Pres.



### **TOM KOOPMAN**

**2013-17 / WEERT, HOLLAND**

Den Helder Suns - Holland (2017-24)



### **MAX MOMBOLLET**

**2000-04 / OVIEDO, FLA.**


Central Africa (2005-09)  
 Orcines (2010-11)



### **ASHTON MOORE**

**2009-13 / SUFFOLK, VA.**

BC Beroe - Bulgaria (2015-16)  
 ETB Wohnbau Baskets - Germany (2016-17)  
 Apotel - Cyprus (2017-18)



### **ZANE NAJDAWI**

**2015-19 / MIDLOTHIAN, VA.**

Jordan National Team - Jordan (2019)  
 C.B. Jauris - Spain (2020-21)  
 Algeciras - Spain (2021-24)



### **DEMETRIUS NELSON**

**2004-09 / JOHN'S ISLAND, S.C.**

Stalowa Wola - Poland (2009-10)  
 PrismaWorx BAL - Netherlands (2009-10)  
 Bosco Bulls - Austria (2010-14)



### **LEW STALLWORTH**

**2018-19 / LOS ANGELES, CALIF.**

BC Zaporizhya - Ukraine (2019-20)  
 BC Timișoara - Romania (2020-Present)  
 Musel Pikes - Luxembourg (2021)



### **CAMERON WELLS**

**2007-11 / HOUSTON, TEXAS**

Landstede Zwolle - Holland (2011-12)  
 Tübingen Tigers - Germany (2012-13)  
 Giessen 46ers - Germany (2014-17)  
 Pallacanestro Varese - Italy (2017-18)  
 S. Oliver Würzburg - Germany (2018-20)  
 BCM Gravelines-Dunkerque - France (2020)  
 Boulazac Basket Dordogne - France (2020-21)  
 Medi Bayreuth - Germany (2021-22)  
 Trefl Sopot - Polish (2023)



### **MORAKINYO WILLIAMS**

**2010-11 / SOLIHULL, ENGLAND**

Inter Bratislava - Slovakia (2011-12)  
 Merseyside Tigers & Manchester Giants - U.K. (2012-13)  
 Plymouth Raiders - U.K. (2013-14)  
 Dax-Garnarde - France (2014-17)  
 PEA - Thailand (2017)  
 Ammerud Basket Oslo - Norway (2017-18)  
 Surrey Scorchers - U.K. (2018-19)  
 TGE - Thailand (2019)  
 Mekong United BC - Thailand (2020)  
 Leicester Warriors - England (2020-21)  
 Nottingham Hoods - England (2021-22)  
 Correcaminos UAT - Mexico (2022-23)



### **JOE WOLFINGER**

**2009-10 / PORTLAND, ORE.**

Astrum Levice - Slovakia (2010-11)  
 Rasta Vechta - Germany (2011-12)  
 IBL Portland Chinooks - USA (2012-13)  
 PBL Sauk Valley Predators - USA (2012-13)  
 Tokyo Excellence - Japan (NBDL Champion) (2013-14)  
 Toyota Tsusho - Japan (NBDL Player of the Year) (2014-15)  
 Shinshu Brave Warriors - Japan (2015-16)  
 Otsuka Corporation Koshigaya Alphas - Japan (2016-17)  
 Otsuka Corporation Koshigaya Alphas - Japan (2017-18)  
 Tokio Marine Nichido Big Blue - Japan (2017-18)  
 Tokyo Cinq Reves - Japan (2018-19)  
 Gifu Swoops - Japan (2019-20)  
 Toyoda Gosei - Japan (2020-21)  
 Tokyo HT - Japan (2021)  
 Toyoda - Japan (2021-22)



# BULLDOGS IN THE PROS



## **ELIJAH MORGAN**

*2022-24 / NEW ORLEANS, La.*

Spinelli Massagno - Switzerland (2024-25)

# ALL-TIME HEAD COACHING RECORDS



Season	Overall W-L	Home W-L	Away W-L	Neutral W-L	Conf. W-L	Head Coach
1900-01	0-1					Not Available
1912-13	2-3					J.G. Briggs
1913-14	6-1					Darl Buse
1914-16	9-4					Hans Kangeter
1916-18	7-2					Harry O'Brien
1918-25	53-27	29-6	9-18	1-2	7-9	C.F. Myers
1925-26	9-6	6-1	3-4	0-1	4-1	Locke Brown
1926-30	52-22	32-6	17-15	3-0	8-4	Benny Blatt
1930-33	18-31	9-15	9-16	0-0	1-3	Johnny Douglas
1933-35	13-16	5-10	8-6	0-0	0-0	Charlie Willard
1935-40	44-31	26-10	18-18	0-3	17-16	Rock Norman
1940-41	7-17	3-7	4-9	0-1	4-11	Ben Parker
1941-42, 43-44	4-17	4-8	0-8	0-1	1-13	Ben Clemons
1942-43	8-4	6-1	1-2	1-1	5-3	Bo Sherman
1944-45	9-5	5-2	4-2	0-1	8-4	Ernest Wehman
1945-46	8-10	7-4	1-6	0-0	2-6	Eugene Clark
1946-47	4-11	2-4	2-7	0-0	0-10	Whitey Piro
1947-52	27-72	18-25	9-47	0-0	9-47	Bernard O'Neil
1952-54	6-32	5-15	1-17	0-0	1-18	Leo Zack
1954-55	1-18	1-9	0-9	0-0	0-10	Jim Browning
1955-56	2-19	2-9	0-10	0-0	0-10	Hank Witt
1956-60	57-38	36-8	15-23	6-7	29-23	Norm Sloan
1960-67	67-98	41-34	21-54	5-10	38-53	Mel Thompson
1967-71	45-54	28-21	15-24	2-9	21-27	Dick Campbell
1971-74	33-42	25-10	5-24	3-8	15-22	George Hill
1974-85	132-162	102-45	24-92	7-25	61-99	Les Robinson
1985-92	75-121	54-44	18-68	3-9	32-72	Randy Nesbit
1992-2006	157-233	109-85	40-127	8-21	72-146	Pat Dennis
2010-15	42-113	29-41	10-61	3-11	22-66	Chuck Driesell
2015-22	77-136	49-53	22-76	6-7	27-97	Duggar Baucom
<b>2006-10, 2022-pres.</b>	<b>75-144</b>	<b>46-58</b>	<b>22-77</b>	<b>7-9</b>	<b>37-83</b>	<b>Ed Conroy</b>
<b>Seasons (113)</b>	<b>1,049-1,490</b>	<b>662-520</b>	<b>271-800</b>	<b>53-126</b>	<b>421-853</b>	<b>Head Coaches (31)</b>

Category	Head Coach	Coaches by Wins (Yrs.)	Wins (SoCon)	Coaches by Win Pct.	Pct.
<b>Most Overall Wins:</b>	Pat Dennis (157)	1. Pat Dennis	157 (72)	1. Benny Blatt	.702
<b>Highest Winning Percentage:</b> <i>(minimum 20 games)</i>	Benny Blatt (.702, 52-22)	2. Les Robinson	132 (61)	2. C.F. Myers	.662
<b>Most Home Wins:</b>	Pat Dennis (109)	3. Duggar Baucom	77 (27)	3. Norm Sloan	.600
<b>Home Winning Percentage:</b> <i>(minimum 20 games)</i>	Benny Blatt (.842, 32-6)	T4. Ed Conroy	75 (37)	4. Rock Norman	.586
<b>Most Road Wins:</b>	Pat Dennis (40)	T4. Randy Nesbitt	75 (32)	5. Dick Campbell	.454
<b>Road Winning Percentage:</b> <i>(minimum 20 games)</i>	Benny Blatt (.531, 17-15)	6. Mel Thompson	67 (38)	6. Les Robinson	.448
<b>Most Neutral Site Wins:</b>	Pat Dennis (8)	7. Norm Sloan	57 (29)	7. George Hill	.440
<b>Neutral Site Winning Percentage:</b> <i>(minimum 10 games)</i>	Norm Sloan / Duggar Baucom (.462, 6-7)	8. C.F. Myers	53 (7)	8. Mel Thompson	.406
<b>Most Conference Wins:</b>	Pat Dennis (72)	9. Benny Blatt	52 (8)	9. Pat Dennis	.402
<b>Conference Winning Percentage:</b> <i>(minimum 20 games)</i>	Norm Sloan (.558, 29-23)	10. Dick Campbell	45 (21)	10. Randy Nesbit	.382



# SEASON-BY-SEASON COACHING RECORDS

Season	Overall	Home	Road	Neutral	SoCon	Head Coach	Season	Overall	Home	Road	Neutral	SoCon	Head Coach
1900-01	0-1					Not Available	1972-73	11-15	9-1	2-9	0-5	6-7	George Hill
1912-13	2-3					J.G. Briggs	1973-74	10-14	7-4	1-9	2-1	4-9	George Hill
1913-14	6-1					Darl Buse	1974-75	5-15	4-6	1-8	0-1	2-11	Les Robinson
1914-15	5-2					Hans Kangeter	1975-76	10-17	7-4	2-11	1-2	6-8	Les Robinson
1915-16	4-2					Hans Kangeter	1976-77	8-19	4-6	3-9	1-4	0-10	Les Robinson
1916-17	6-1					Harry O'Brien	1977-78	8-19	8-9	0-10	0-0	2-11	Les Robinson
1917-18	0-1					Harry O'Brien	1978-79	20-7	15-1	5-5	0-1	10-4	Les Robinson
1918-19	9-0					C.F. Myers	1979-80	14-13	12-3	1-8	1-2	6-10	Les Robinson
1919-20	11-0	6-0	2-0	0-0		C.F. Myers	1980-81	9-17	7-7	1-10	1-0	2-14	Les Robinson
1920-21	8-7	7-0	0-6	0-0		C.F. Myers	1981-82	14-14	10-3	3-7	1-4	7-9	Les Robinson
1921-22	7-5	5-0	1-4	0-1		C.F. Myers	1982-83	12-16	9-5	2-8	1-3	7-9	Les Robinson
1922-23	5-5	3-2	2-3	0-0		C.F. Myers	1983-84	14-14	12-1	2-9	0-4	8-8	Les Robinson
1923-24	2-8	1-4	1-4	0-0		C.F. Myers	1984-85	18-11	14-0	4-7	1-4	11-5	Les Robinson
1924-25	11-2	7-0	3-1	1-1		C.F. Myers	1985-86	10-18	9-7	1-9	0-2	5-11	Randy Nesbit
1925-26	9-6	6-1	3-4	0-1		Locke Brown	1986-87	13-15	8-5	5-9	0-1	6-10	Randy Nesbit
1926-27	17-2	9-1	5-1	3-0		Benny Blatt	1987-88	8-20	6-6	1-12	1-2	5-11	Randy Nesbit
1927-28	13-5	9-0	4-4	0-0		Benny Blatt	1988-89	16-12	9-3	6-8	1-1	7-7	Randy Nesbit
1928-29	12-4	8-2	4-2	0-0		Benny Blatt	1989-90	12-16	10-6	2-9	0-1	5-9	Randy Nesbit
1929-30	10-11	6-3	4-8	0-0		Benny Blatt	1990-91	6-22	5-11	1-10	0-1	1-13	Randy Nesbit
1930-31	6-9	3-6	3-3	0-0		Johnny Douglas	1991-92	10-18	7-6	2-11	1-1	3-11	Randy Nesbit
1931-32	8-11	4-4	4-7	0-0		Johnny Douglas	1992-93	10-17	7-4	3-12	0-1	8-10	Pat Dennis
1932-33	4-11	2-5	2-6	0-0		Johnny Douglas	1993-94	11-16	8-6	3-9	0-1	6-12	Pat Dennis
1933-34	8-7	4-4	4-3	0-0		Charlie Willard	1994-95	11-16	7-5	3-10	1-1	6-8	Pat Dennis
1934-35	5-9	1-6	4-3	0-0		Charlie Willard	1995-96	10-16	8-5	2-8	0-3	5-9	Pat Dennis
1935-36	7-5	5-1	2-4	0-0		Rock Norman	1996-97	13-14	9-6	4-7	0-1	6-8	Pat Dennis
1936-37	7-12	5-5	2-6	0-1	0-7	Rock Norman	1997-98	15-13	9-5	5-7	1-1	6-8	Pat Dennis
1937-38	13-5	7-1	6-3	0-1	7-3	Rock Norman	1998-99	9-18	7-7	2-10	0-1	3-13	Pat Dennis
1938-39	13-5	5-0	8-4	0-1	7-4	Rock Norman	1999-00	9-20	5-8	3-8	1-4	5-10	Pat Dennis
1939-40	8-9	5-4	3-4	0-1	6-4	Rock Norman/ Ben Parker	2000-01	16-12	12-2	2-9	2-1	9-7	Pat Dennis
1940-41	3-12	2-6	1-6	0-0	1-9	Ben Parker	2001-02	17-12	12-2	4-8	1-2	8-8	Pat Dennis
1941-42	2-14	2-7	0-6	0-1	1-12	Ben Clemons	2002-03	8-20	7-8	1-11	0-1	3-13	Pat Dennis
1942-43	8-4	6-1	1-2	1-1	5-3	Bo Sherman	2003-04	6-22	5-11	1-10	0-1	2-14	Pat Dennis
1943-44	2-3	2-1	0-2	0-0	0-1	Ben Clemons	2004-05	12-16	8-6	4-9	0-1	4-12	Pat Dennis
1944-45	9-5	5-2	4-2	0-1	8-4	Ernest Wehman	2005-06	10-21	5-10	3-9	2-2	1-14	Pat Dennis
1945-46	8-10	7-4	1-6	0-0	2-6	Eugene Clark	2006-07	7-23	6-9	1-11	0-1	4-14	Ed Conroy
1946-47	4-11	2-4	2-7	0-0	0-10	Whitey Piro	2007-08	6-24	6-10	0-12	0-2	1-19	Ed Conroy
1947-48	8-9	5-3	3-6	0-0	4-8	Bernard O'Neil	2008-09	20-13	10-5	9-6	1-2	15-5	Ed Conroy
1948-49	1-15	1-5	0-10	0-0	0-11	Bernard O'Neil	2009-10	16-16	8-6	5-8	3-2	9-9	Ed Conroy
1949-50	4-16	3-6	1-10	0-0	2-10	Bernard O'Neil	2010-11	10-22	6-8	3-12	1-2	6-12	Chuck Driesell
1950-51	6-11	3-4	3-7	0-0	2-7	Bernard O'Neil	2011-12	6-24	4-10	1-12	1-2	3-15	Chuck Driesell
1951-52	8-21	6-7	2-14	0-0	1-11	Bernard O'Neil	2012-13	8-22	5-9	3-12	0-1	5-13	Chuck Driesell
1952-53	4-14	3-7	1-7	0-0	0-11	Leo Zack	2013-14	7-26	6-8	0-15	1-3	2-14	Chuck Driesell
1953-54	2-18	2-8	0-10	0-0	1-7	Leo Zack	2014-15	11-19	8-6	3-10	0-3	6-12	Chuck Driesell
1954-55	1-18	1-9	0-9	0-0	0-10	Jim Browning	2015-16	10-22	5-8	3-13	2-1	3-15	Duggar Baucom
1955-56	2-19	2-9	0-10	0-0	0-10	Hank Witt	2016-17	12-21	8-8	3-12	1-1	4-14	Duggar Baucom
1956-57	11-14	8-4	3-9	0-1	5-9	Norm Sloan	2017-18	11-21	7-8	3-12	1-1	5-13	Duggar Baucom
1957-58	16-11	10-1	3-7	3-3	9-6	Norm Sloan	2018-19	12-18	8-7	4-10	0-1	4-14	Duggar Baucom
1958-59	15-5	8-1	5-3	2-1	7-4	Norm Sloan	2019-20	6-24	3-11	3-12	0-1	0-18	Duggar Baucom
1959-60	15-8	10-2	4-4	1-2	8-4	Norm Sloan	2020-21	13-12	11-3	1-8	1-1	5-11	Duggar Baucom
1960-61	17-8	8-0	7-6	2-2	10-4	Mel Thompson	2021-22	13-18	7-8	5-9	1-1	6-12	Duggar Baucom
1961-62	8-15	5-5	2-7	1-3	4-8	Mel Thompson	2022-23	10-22	5-9	4-11	1-2	5-13	Ed Conroy
1962-63	3-20	3-8	0-11	0-1	2-10	Mel Thompson	2023-24	11-21	7-7	2-13	2-1	3-15	Ed Conroy
1963-64	11-10	6-5	4-4	1-1	4-8	Mel Thompson	2024-25	5-25	5-12	0-12	0-1	0-18	Ed Conroy
1964-65	13-12	6-5	7-6	0-1	8-7	Mel Thompson							
1965-66	7-16	6-5	1-10	0-1	4-9	Mel Thompson							
1966-67	8-17	7-6	0-10	1-1	6-7	Mel Thompson							
1967-68	11-14	5-7	6-5	0-2	6-5	Dick Campbell							
1968-69	13-12	8-4	4-6	1-2	5-8	Dick Campbell							
1969-70	8-16	6-8	2-5	0-3	4-9	Dick Campbell							
1970-71	13-12	9-2	3-8	1-2	6-5	Dick Campbell							
1971-72	12-13	9-5	2-6	1-2	5-6	George Hill							

# ALL-TIME ASSISTANT COACHES



Anderson, Xavier..... 2013-14	Ginyard, Ron..... 2007-08	Price, Damien..... 2010-11
Argenal, Justin..... 2010-11, 2013-14	Grant, Earl..... 2002-04	Purcell, Kevin..... 1995-96
Bell, Willie..... 2015-20	Hammack, Kevin..... 2011-12	Reilingh, Patrick..... 2022-24.
Blatt, Greg..... 1978-81	Hamilton, Ronnie..... 2008-10	<b>Reynolds, John..... 2022-pres.</b>
Brandenburg, Paul..... 1961-66	<b>Harris, Del..... 2024-Pres.</b>	Robinson, Les..... 1970-74
Brown, P.J..... 2006-07	Hayes, Josh..... 2020-22	Rogers, Pat..... 2012-13
Browning, Jim..... 1958	Hill, Chris..... 2022	Ross, Nate..... 1985-92
Burke, Rob..... 2010-15	Hopkins, Mike..... 1999-01	Stephens, Todd..... 2008-10
Cassara, Morgan..... 1998-99	Johnson, Richard..... 1977-85	Strickland, Mike..... 2014-15
Castleberry, Jack..... 2015-22	Jones, Maurice..... 2007-08	Summey, Mike..... 2004-05
Combs, Kyle..... 2017-19	Ledbetter, Ben..... 1976, 1985-88	Taylor, Benjy..... 1993-95
<b>Conroy, Hunt..... 2022-Pres.</b>	Malpass, Cliff..... 1970	Thompson, Ed..... 1967-68
Cowart, Chris..... 2000-03	Mason, Brad..... 2019-22	Thompson, Mel..... 1960
Csensits, Denis..... 1996-98	Mattocks, Ryan..... 2015-17	<b>Wells, Cameron..... 2023-Pres.</b>
Deas, Cody..... 2020-22	McGillan, Marty..... 1997-01	Willis, Daniel..... 2015-20
Dooley, Robert..... 1999-00	Montgomery, Mike..... 1972	Wilson, Miles..... 2003-04
Estes, Butch..... 1973	Morgan, Andre..... 2014-15	Wormley, Clyde..... 2004-07
Evans, Stan..... 1971	Morosco, Bill..... 2015-2016	
Ferrell, Quinton..... 2012-13	Nesbit, Randy..... 1981-85	
Foster, Bill..... 1968-69	Neubauer, Jeff..... 1994-96	
Fox, Andy..... 2006-10	Novak, Doug..... 2006-10	
Frazier, Brian..... 1997-99	Parks, Terry..... 2005	
Freeberg, Ryan..... 2014-15	Pickett, George..... 1959	
Garman, Shane..... 1996-97	Potosnak, Ken..... 1993-97	
Gerlufsen, Chris..... 2001-05	Powell, J.D..... 2010-14	

## Under Norm Sloan

1958-59 Jim Browning  
 1959-60 George Pickett  
 1960-61 Mel Thompson

## Under Mel Thompson

1961-62 Paul Brandenburg  
 1962-63 Paul Brandenburg  
 1963-64 Paul Brandenburg  
 1964-65 Paul Brandenburg  
 1965-66 Paul Brandenburg  
 1966-67 Paul Brandenburg  
 1967-68 Ed Thompson

## Under Dick Campbell

1968-69 Bill Foster, Ed Thompson  
 1969-70 Bill Foster  
 1970-71 Cliff Malpass, Les Robinson  
 1971-72 Stan Evans, Les Robinson

## Under George Hill

1972-73 Mike Montgomery, Les Robinson  
 1973-74 Butch Estes, Les Robinson  
 1974-75 Les Robinson

## Under Les Robinson

1975-76 N/A  
 1976-77 Ben Ledbetter  
 1977-78 Richard Johnson  
 1978-79 Greg Blatt, Richard Johnson  
 1979-80 Greg Blatt, Richard Johnson  
 1980-81 Greg Blatt, Richard Johnson  
 1981-82 Greg Blatt, Richard Johnson,  
 Randy Nesbit  
 1982-83 Richard Johnson, Randy Nesbit  
 1983-84 Richard Johnson, Randy Nesbit  
 1984-85 Richard Johnson, Randy Nesbit  
 1985-86 Richard Johnson, Ben Ledbetter,  
 Randy Nesbit, Nate Ross

## Under Randy Nesbit

1986-87 Ben Ledbetter, Nate Ross  
 1987-88 Ben Ledbetter, Nate Ross  
 1988-89 Ben Ledbetter, Nate Ross  
 1989-90 Nate Ross  
 1990-91 Nate Ross  
 1991-92 Nate Ross  
 1992-93 Nate Ross

## Under Pat Dennis

1993-94 Ken Potosnak, Benjy Taylor  
 1994-95 Jeff Neubauer, Ken Potosnak,  
 Benjy Taylor  
 1995-96 Jeff Neubauer, Ken Potosnak,  
 Kevin Purcell, Benjy Taylor,  
 1996-97 Denis Csensits, Shane Garman,  
 Jeff Neubauer, Ken Potosnak,  
 Kevin Purcell  
 1997-98 Denis Csensits, Brian Frazier,  
 Shane Garman, Marty McGillan  
 1998-99 Morgan Cassara, Denis Csensits,  
 Brian Frazier, Marty McGillan  
 1999-2000 Morgan Cassara, Robert Dooley,  
 Brian Frazier, Mike Hopkins,  
 Marty McGillan  
 2000-01 Chris Cowart, Robert Dooley,  
 Mike Hopkins, Marty McGillan  
 2001-02 Chris Cowart, Chris Gerlufsen,  
 Mike Hopkins, Marty McGillan  
 2002-03 Chris Cowart, Chris Gerlufsen,  
 Earl Grant  
 2003-04 Chris Cowart, Chris Gerlufsen,  
 Earl Grant, Miles Wilson  
 2004-05 Chris Gerlufsen, Earl Grant,  
 Mike Summey, Miles Wilson,  
 Clyde Wormley  
 2005-06 Chris Gerlufsen, Terry Parks,  
 Mike Summey, Clyde Wormley

## Under Ed Conroy


2006-07 P.J. Brown, Andy Fox,  
 Doug Novak, Clyde Wormley  
 2007-08 Ron Ginyard, Andy Fox,  
 Doug Novak, Maurice Jones  
 2008-09 Andy Fox, Ronnie Hamilton,  
 Doug Novak, Todd Stephens  
 2009-10 Andy Fox, Ronnie Hamilton,  
 Doug Novak, Todd Stephens  
 2022-23 John Reynolds, Patrick Reilingh,  
 Chris Hill, Austin Kidd  
 2023-24 John Reynolds, Patrick Reilingh,  
 Hunt Conroy, Cameron Wells  
 2024-25 John Reynolds, Del Harris, Hunt  
 Conroy, Cameron Wells, Greg Elliott,  
 Tim Rodriguez

## Under Chuck Driesell

2010-11 Justin Argenal, Rob Burke,  
 Damien Price, J.D. Powell  
 2011-12 Rob Burke, Kevin Hammack,  
 Damien Price, J.D. Powell  
 2012-13 Rob Burke, Quinton Ferrell,  
 J.D. Powell, Pat Rogers  
 2013-14 Justin Argenal, Rob Burke,  
 J.D. Powell, Xavier Anderson  
 2014-15 Rob Burke, Ryan Freeberg,  
 Andre Morgan, Mike Strickland

## Under Duggar Baucom

2015-16 Willie Bell, Ryan Mattocks,  
 Bill Morosco, Daniel Willis  
 2016-17 Willie Bell, Jack Castleberry,  
 Ryan Mattocks, Daniel Willis  
 2017-18 Willie Bell, Jack Castleberry,  
 Kyle Combs, Daniel Willis  
 2018-19 Willie Bell, Jack Castleberry,  
 Kyle Combs, Daniel Willis  
 2019-20 Willie Bell, Jack Castlebery,  
 Brad Mason, Daniel Willis  
 2020-21 Jack Castleberry, Josh Hayes,  
 Brad Mason, Cody Deas  
 2021-22 Jack Castlebery, Josh Hayes,  
 Brad Mason, Cody Deas



CITADEL INDIVIDUAL RECORDS AND STATS

# ALL-TIME NUMERICAL ROSTER



<b>-0-</b>	Pat Quinn	2003-04	Tom Koopman	2013-16	<b>Aidan Alexander</b>	<b>2024-Pres.</b>
Brian Kinzig	1991-92	Travis Smith	2004-05	Kaiden Rice	2017-21	
Joe Wolfinger	2009-10	Chris Diasparra	2005-06	Jason Roche	2021-22	<b>-15-</b>
Dylen Setzekorn	2011-14	Travis Smith	2006-07	Levi Birkholz	2023-24	Love Ishie
Preston Parks	2016-17	John Reynolds	2007-11	<b>Dante Kearse</b>	<b>2024-Pres.</b>	Brian Kinzig
Jackson Price	2021-23	Ezekiel Balogun	2016-17			Andy Plum
Marcus Pigram	2023-24	Tariq Simmons	2017-18	<b>-12-</b>		Jamie Jenkins
<b>Braylen Smith</b>	<b>2024-Pres.</b>	Rob Guyton	2018-22	Barry King	1984-85	William Hines
		Elijah Morgan	2022-24	Ryan Nesbit	1986-90	Zach Urbanus
<b>-1-</b>	<b>Eze Wali</b>	<b>2024-Pres.</b>	Marlon Jemerson	1991-92	Jordan Robertson	2011-12
Vytautas Valiulis	2005-07		Lamar Wright	1992-94	Derrick Henry	2015-16
Tyrell McDowell	2007-09	<b>-5-</b>	David Glad	1994-96	Jerry Higgins, III	2018-22
Nathan Conley	2009-12	Kenny Milford	1999-03	Mike Roy	1997-01	
Raemond Robinson	2012-14	Kevin Fowler	2003-04	Kedron Young	2001-05	<b>-20-</b>
Brandon Thompson	2014-15	Walter Howard	2006-08	Jonathan Brick	2005-09	Beau Strickland
P.J. Boutte	2015-16	Khalif Golden	2008-09	Harrison Dupont	2009-10	Love Ishie
Frankie Johnson	2016-18	Joe McNeely	2009-10	Mike Dejworek	2010-11	Reggie Jones
Stephen Clark	2019-23	Warren Sledge	2013-16	Ashton Moore	2011-15	David Olsen
AJ Smith	2022-24	Rob Johnson	2017-18	Connor Kern	2018-19	Max Mombollet
<b>Christian Moore</b>	<b>2024-Pres.</b>	Fletcher Abee	2019-21	Brent Davis	2020-22	Chayne Dawley
		David Maynard	2021-23	<b>Colby McAllister</b>	<b>2022-Pres.</b>	John Brown
<b>-2-</b>	Kam Robert	2023-24				Ben Cherry
Anthony Miller	2003-04		<b>-13-</b>	Bill Roulston	1987-88	Barry Smith
Donny McLendon	2004-07	<b>-7-</b>	Terry Campbell	1990-92	Jake Wright	2014-15
Monte Simmons	2007-08	<b>Paxton Davidson</b>	Chad Leonard	1992-95	Dimitri Georgiadis	2018-19
Quayson Williams	2015-19	<b>-10-</b>	Billy McQueeney	1995-98	Davis Guyton	2019-20
Jackson Gammons	2019-22	Jimmy Tharpe	1983-86	Trevor Crafton	1998-99	<b>Josh Davis</b>
Winston Hill	2023-24	Johnny Smith	1986-87	Kevin Hammack	2002-03	<b>2022-Pres.</b>
Cam Glover	2024-25	Matt Williamson	1989-92	Charlie Jones	2003-04	
		David Stevens	1992-94	Nathan Winkler	2004-05	<b>-21-</b>
<b>-3-</b>	Abiy Belege	1996-97	Chayne Dawley	2006-07	James Stevens	1987-89
Leon Bryant	1987-89	Dante Terry	2002-06	Will Keistler	2009-12	Dan Gowdown
Abe Hodges	1989-93	Alex Harris	2007-09	Tim Broom	2014-16	DeAndre Jackson
Romas Krywonis	1999-03	Tripp Grooms	2009-10	Lew Stallworth	2018-19	Jerald Freeman
J'Mel Everhart	2003-07	Marshall Harris III	2011-15	Tyson Batiste	2019-20	Brandon Martin
Cosmo Morabbi	2008-12	Leandro Allende	2016-18	Tyler Moffe	2020-22	Brandon Martin
Janeil Jenkins	2012-13	Brock Wakefield	2021-22	<b>Jack Walter</b>	<b>2024-Pres.</b>	Matt Davis
Matt Frierson	2015-19	Christian Moore	2023-Pres.			Bryan Streeter
Rudy Fitzgibbons, III	2019-22	Brody Fox	2024-25	<b>-14-</b>		2006-07, 08-11
Madison Durr	2022-24			Robert Dalley	1987-92	Michael Hundley
<b>Sola Adebisi</b>	<b>2024-Pres.</b>	<b>-11-</b>	Richey Sawyer	1993-94	Bobby Duncan	2011-13
		Erick Wilson	2000-04	Julian London	1994-98	Cole Alexander
<b>-4-</b>	Moncrief Michael	1993-95	Warren McLendon	2004-05	Dan Matthews	1983-85
Reno Earls	1995-96	Neven Zeravica	2007-08	Travis Cantrell	1998-02	Bill Broadway
Clyde Wormley	1999-00	Zach Babbitt	2009-10	Chris Diasparra	2006-07	Todd Holstein
Larry Wharton	2000-01	DeVontae Wright	2010-12	Dino Dogan	2007-08	Terry Campbell
				Tommy Olds	2015-16	Bryan Patton
				Brady Spence	2019-23	Michael Joseph



# ALL-TIME NUMERICAL ROSTER

Kevin Hammack	2003-05, 06-07	C.J. Bray	2011-15	Bo Holston	2008-12	Aaron Xia	2003-06
Cameron Wells	2007-11	Alex Reed	2017-20	Nate Bowser	2013-14		
Stephen Elmore	2012-13	John Adams	2024-25			<del>-52-</del>	
Connor Schroeder	2015-16					James Stevens	1985-86
<b>Keynan Davis</b>	<b>2023-Pres.</b>			<del>-35-</del>		Matt Newman	1994-98
		Al Sheppard	1983-85	Al Ford	1983-84		
<del>-23-</del>		Ed Conroy	1985-89	Bill Roulston	1984-87		
Xavier Starkes	1983-84	Aaron Nichols	1989-90	Tristan Tremblay	2009-10	<del>-54-</del>	
Kent Hill	1984-88	Marcus Wildy	1992-94	Zane Najdawi	2015-19	Cliff Washburn	1998-02
Kris Shanahan	1988-89	Johan Rat	1996-99				
Scott VanSchaardenburg	1989-93	Clyde Wormley	2000-03	<del>-40-</del>		<del>-55-</del>	
Rod Shiver	1998-00	Mark Schiavoni	2004-07	Tim Parchiniski	1987-88	Victor Fraizer	1983-85
Sewell Setzer	2000-03	Phillip Pandak	2007-11	Noy Castillo	1993-97	Kevin Smith	1990-94
Brad Buske	2008-10	Matt Van Scyoc	2012-14	Panu Majala	1997-98	Kirill Misyuchenko	1995-98
Will Keistler	2011-12	<b>Graham Eikenberry</b>	<b>2024-Pres.</b>	Matt Roberts	2008-09	Demetrius Nelson	2004-05
Joey Granger	1983-84			Andrew Kyles	2009-10		
Kaelon Harris	2016-20						
Owen Spencer	2020-22	Joseph Thompson	2003-07	<del>-41-</del>			
Tony Carpio	2022-24	Mike Groselle	2009-13	Mike Roberts	1993-95		
<b>Dominic Commisso</b>	<b>2024-Pres.</b>	Eddie Davis, III	2019-20	Ryan Sears	1995-96		
				<del>-42-</del>			
<del>-24-</del>		<del>-32-</del>		John Hartwell	1983-87		
Leon Bryant	1985-87	Shawn Brown	1983-85	Augustine Olalere	1987-91		
Andre Harris	1989-93	Shelton Campbell	1985-86, 87-88	Ryan Sears	1996-99		
James Stokes	1994-95	Patrick Elmore	1988-90	Gregg Jones	1999-03		
Virgil Stevens	1995-98	Michael Sweeney	1991-92	<b>Quentin Millora-Brown</b>	<b>23-Pres.</b>		
Wendell Heyward	1998-00	Tom Fitzpatrick	2008-10				
David Coisson	2001-02	Brian White	2013-16	<del>-44-</del>			
Austin Dahn	2007-11	Derek Webster, Jr.	2017-21	Patrick Elmore	1983-84		
Lawrence Miller	2011-13	<b>Quinn Nielsen</b>	<b>2023-Pres.</b>	Craig Bardo	1984-87		
Qwandell Newton	2015-16			Johnny Smith	1987-90		
Tyler Burgess	2016-17, 18-19			Augustus McDowell	1990-94		
Dylan Engler	2020-23	<del>-33-</del>		Tim Wilson	1996-98		
<b>Rowan Irelan</b>	<b>2023-Pres.</b>	Regan Truesdale	1983-85	Alan Puckett	1998-02		
		Lamar Wright	1990-92	Demetrius Nelson	2005-09		
		Marshall Burns	1992-94	P.J. Horgan	2011-15		
<del>-25-</del>		Chip Humphries	1994-95				
John Hargette	1983-86	Kevin Poole	1995-96	<del>-45-</del>			
James Stevens	1986-87	Ben Tobias	1999-03	John Sterling	1983-84		
James Bishop	1987-89	Matt Gochnauer	2003-05	Tracy Vaughn	1984-85		
Boikai Braggs	1989-93	Daniel Eykyn	2007-11	James Bishop	1985-87		
Robbie Johnson	1993-95	Quinton Marshall	2012-16	Matt Clark	2007-11		
Jonathan Kunz	1995-99	Hayden Brown	2017-22				
Andrew Miller	2002-06			<del>-50-</del>			
Trey Swinton	2006-07			Aaron Nichols	1990-91		
E.J. Hicks	2008-09	Craig Burgess	1983-87	Jackie Cunningham	1994-95		
Zack Beach	2009-10	Ted Mosay	1987-91	Ben Walters	1999-00		
Morakinyo Williams	2010-11	Cory DeGroot	1991-92	Patrick Jordan	2000-02		

*Editor's Note: Dates back to the 1983-84 season.*

# ALL-TIME 1,000-POINT SCORERS



## 1,000 Point Scorer Quick Facts

- 38 Citadel players have scored 1,000 points or more in their collegiate careers, including 36 who did so just at The Citadel
- Cameron Wells became the program's all-time leading scorer on Dec. 23, 2010, ending a 25-year, 315-day reign by Regan Truesdale with a 14-point performance against SIU-Edwardsville at the IBN Las Vegas Classic. Wells' career total stands at 2,049
- Art Musselman was the first player to reach the milestone in 1958-59
- Stephen Clark (Feb. 22, 2023) became the most recent player to join the list of players who scored all 1,000-career points at The Citadel
- Lew Stallworth (Feb. 23, 2019) joined the 1,000-point club for his career, including 586 at The Citadel and 467 at his previous two stops
- Four quartets of teammates have scored 1,000 points or more in program history: Gary Daniels, Art Musselman, Dick Wherry, Dick Jones (1960); Travis Cantrell, Michael Joseph, Alan Puckett, Cliff Washburn (2000-02); Austin Dahn, Demetrius Nelson, Zach Urbanus, Cameron Wells (2007-09); Austin Dahn, Zach Urbanus, Cameron Wells, Mike Groselle (2009-11). *{note that the years in parentheses indicate the season(s) that they were teammates}.*

Rank	Name	Seasons	Pts.
1.	Cameron Wells	2007-11	2,049
2.	Regan Truesdale	1981-85	1,661
3.	Zane Najdawi	2015-19	1,634
4.	Art Musselman	1956-60	1,506
5.	Rick Swing	1975-79	1,431
6.	Tom Slawson	1976-80	1,407
7.	Hayden Brown	2017-22	1,402
T-8.	Gary Daniels	1959-62	1,399
T-8.	Ashton Moore	2011-15	1,399
10.	Mike Groselle	2009-13	1,359
11.	Rodney McKeever	1973-76	1,358
T-12.	Patrick Elmore	1983-84, 88-90	1,321
T-12.	Zach Urbanus	2007-11	1,321
14.	Travis Cantrell	1998-02	1,273
15.	Demetrius Nelson	2004-09	1,264
16.	Matt Newman	1994-98	1,239
17.	Kevin Hammack	2002-07	1,237
18.	Kaiden Rice	2017-21	1,232
19.	Leon Bryant	1985-89	1,214
20.	Craig Burgess	1983-87	1,208
21.	Dick Wherry	1956-60	1,186
22.	Ted Mosay	1987-91	1,183
23.	Ray Graves	1956-60	1,160
24.	Matt Frierson	2015-19	1,148
25.	Felipe de las Pozas	1979-83	1,135
26.	Craig Bardo	1984-87	1,129
27.	Austin Dahn	2007-11	1,125
28.	Alan Puckett	1998-02	1,112
29.	Kent Hill	1984-88	1,095
30.	Noy Castillo	1993-97	1,086
31.	Steve Fishel	1970-73	1,068
32.	Brian White	2013-17	1,059
33.	Stephen Clark	2019-23	1,038
34.	J'Mel Everhart	2003-07	1,033
T-35.	Cliff Washburn	1998-02	1,024
T-35.	Michael Joseph	1999-03	1,024
37.	Dick Jones	1957-61	1,012
**	Lew Stallworth	2018-19	1,053



### 1. CAMERON WELLS 2,049 PTS. 2007-11 / HOUSTON, TEXAS

Season	GP-S	FGM-A	PCT.	3FGM-A	PCT.	FTM-A	PCT.	Points	PPG Avg.
2007-08	30-30	170-408	.417	28-93	.301	64-98	.653	432	14.4
2008-09	33-32	190-415	.458	25-79	.316	109-135	.807	514	15.6
2009-10	32-32	196-480	.408	17-65	.262	142-164	.866	551	17.2
2010-11	32-32	197-451	.437	19-77	.247	139-168	.827	552	17.3
<b>TOTALS</b>	<b>127-126</b>	<b>753-1754</b>	<b>.429</b>	<b>89-314</b>	<b>.283</b>	<b>454-565</b>	<b>.804</b>	<b>2049</b>	<b>16.1</b>




### 2. REGAN TRUESDALE 1,661 PTS. 1981-85 / HEATH SPRINGS, S.C.

Season	GP-S	FGM-A	PCT.	3FGM-A	PCT.	FTM-A	PCT.	Points	PPG Avg.
1981-82	24-0	22-52	.423	0-2	.000	10-15	.667	54	2.3
1982-83	28-19	149-280	.532	2-10	.200	66-93	.710	366	13.1
1983-84	28-28	225-477	.472	6-29	.207	161-209	.770	617	22.0
1984-85	29-29	242-474	.511	0-0	.000	140-181	.773	624	21.5
<b>TOTALS</b>	<b>109-76</b>	<b>638-1283</b>	<b>.497</b>	<b>8-41</b>	<b>.195</b>	<b>377-498</b>	<b>.757</b>	<b>1661</b>	<b>15.2</b>



### 3. ZANE NAJDAWI 1,634 PTS. 2015-19 / MIDLOTHIAN, VA.

Season	GP-S	FGM-A	PCT.	3FGM-A	PCT.	FTM-A	PCT.	Points	PPG Avg.
2015-16	32-28	83-184	.451	9-28	.321	56-73	.767	231	7.2
2016-17	33-32	157-334	.470	28-65	.431	154-185	.832	496	15.0
2017-18	31-31	172-335	.513	44-108	.407	91-128	.711	479	15.5
2018-19	30-30	154-313	.492	26-90	.289	94-129	.729	428	14.3
<b>TOTALS</b>	<b>126-121</b>	<b>566-1166</b>	<b>.485</b>	<b>107-291</b>	<b>.368</b>	<b>395-515</b>	<b>.767</b>	<b>1,634</b>	<b>13.0</b>



### 4. ART MUSSELMAN 1,506 PTS. 1956-60 / HUNTINGTON, IND.

Season	GP-S	FGM-A	PCT.	3FGM-A	PCT.	FTM-A	PCT.	Points	PPG Avg.
1956-57	25	144-322	.445	NA	NA	62-113	.549	350	17.7
1957-58	27	154-359	.429	NA	NA	117-171	.684	425	15.7
1958-59	20	128-274	.467	NA	NA	68-114	.596	324	16.2
1959-60	23	161-335	.481	NA	NA	85-128	.664	407	17.2
<b>TOTALS</b>	<b>95</b>	<b>587-1290</b>	<b>.455</b>	<b>NA</b>	<b>NA</b>	<b>322-526</b>	<b>.631</b>	<b>1506</b>	<b>15.9</b>




### 5. RICK SWING 1,431 PTS. 1976-80 / FRANKFORT, IND.

Season	GP-S	FGM-A	PCT.	3FGM-A	PCT.	FTM-A	PCT.	Points	PPG Avg.
1976-77	27	79-193	.409	NA	NA	32-42	.762	190	7.0
1977-78	27	170-354	.480	NA	NA	108-135	.800	448	16.6
1978-79	27	147-320	.459	NA	NA	66-94	.702	360	13.3
1979-80	27	176-317	.555	NA	NA	81-101	.802	433	16.0
<b>TOTALS</b>	<b>108</b>	<b>572-1184</b>	<b>.483</b>	<b>NA</b>	<b>NA</b>	<b>287-372</b>	<b>.772</b>	<b>1431</b>	<b>13.3</b>

\*\* - Lew Stallworth joined the 1,000-point club for his career while at The Citadel, but spent his first 4 seasons at UTEP and UT Rio Grande Valley.



# ALL-TIME 1,000-POINT SCORERS



## 6. TOM SLAWSON 1,407 PTS. 1976-80 / SUMMERVILLE, S.C.

Season	GP-S	FGM-A	PCT.	3FGM-A	PCT.	FTM-A	PCT.	Points	PPG Avg.
1976-77	27	85-185	.459	NA	NA	36-51	.706	206	7.6
1977-78	26	127-237	.536	NA	NA	70-108	.648	324	12.5
1978-79	27	197-361	.546	NA	NA	67-94	.713	461	17.1
1979-80	27	163-360	.453	NA	NA	90-110	.818	416	15.4
<b>TOTALS</b>	<b>107</b>	<b>572-1143</b>	<b>.500</b>	<b>NA</b>	<b>NA</b>	<b>263-363</b>	<b>.725</b>	<b>1407</b>	<b>13.1</b>




## T-12. ZACH URBANUS 1,321 PTS. 2007-11 / AUSTIN, TEXAS

Season	GP-S	FGM-A	PCT.	3FGM-A	PCT.	FTM-A	PCT.	Points	PPG Avg.
2007-08	30-30	104-284	.366	73-165	.442	30-42	.714	311	10.4
2008-09	33-29	108-245	.441	75-170	.441	40-54	.741	331	10.0
2009-10	32-32	111-284	.391	83-202	.411	35-45	.778	340	10.6
2010-11	32-32	117-306	.382	64-168	.381	41-48	.854	339	10.6
<b>TOTALS</b>	<b>127-123</b>	<b>450-1119</b>	<b>.402</b>	<b>295-705</b>	<b>.418</b>	<b>105-141</b>	<b>.745</b>	<b>1321</b>	<b>10.4</b>



## 7. HAYDEN BROWN 1,402 PTS. 2017-22 / GREER, S.C.

Season	GP-S	FGM-A	PCT.	3FGM-A	PCT.	FTM-A	PCT.	Points	PPG Avg.
2017-18	29-9	56-130	.431	12-43	.279	26-37	.703	150	5.2
2018-19	22-13	63-128	.492	15-52	.288	17-22	.773	158	7.2
2019-20	6-5	31-57	.544	8-19	.421	10-14	.714	80	13.3
2020-21	24-24	159-313	.508	26-91	.286	107-152	.704	451	18.8
2021-22	30-30	207-402	.515	33-116	.284	116-185	.627	563	18.8
<b>TOTALS</b>	<b>111-81</b>	<b>516-1030</b>	<b>.501</b>	<b>94-321</b>	<b>.293</b>	<b>276-410</b>	<b>.673</b>	<b>1402</b>	<b>12.6</b>




## T-12. PATRICK ELMORE 1,321 PTS. 1983-84, 88-90 / RIDGEVILLE, S.C.

Season	GP-S	FGM-A	PCT.	3FGM-A	PCT.	FTM-A	PCT.	Points	PPG Avg.
1983-84	28-24	119-243	.490	0-0	.000	60-81	.741	298	10.6
1988-89	28-6	208-376	.553	1-3	.333	86-130	.662	503	18.0
1989-90	25-24	209-405	.516	24-56	.429	78-124	.629	520	20.8
<b>TOTALS</b>	<b>81-54</b>	<b>536-1024</b>	<b>.523</b>	<b>25-59</b>	<b>.424</b>	<b>224-335</b>	<b>.669</b>	<b>1321</b>	<b>16.3</b>



## T-8. ASHTON MOORE 1,399 PTS. 2009-13 / SUFFOLK, VA.

Season	GP-S	FGM-A	PCT.	3FGM-A	PCT.	FTM-A	PCT.	Points	PPG Avg.
2009-10	30-10	76-216	.353	32-95	.337	38-50	.760	222	7.4
2010-11	30-15	63-176	.358	26-71	.366	20-32	.625	172	5.7
2011-12	33-31	150-386	.389	70-170	.412	94-120	.783	464	14.1
2012-13	30-30	173-420	.412	79-206	.383	116-135	.853	541	18.0
<b>TOTALS</b>	<b>123-86</b>	<b>462-1198</b>	<b>.386</b>	<b>207-542</b>	<b>.382</b>	<b>268-337</b>	<b>.795</b>	<b>1399</b>	<b>11.4</b>



## 14. TRAVIS CANTRELL 1,273 PTS. 1998-2002 / FLOYD, VA.

Season	GP-S	FGM-A	PCT.	3FGM-A	PCT.	FTM-A	PCT.	Points	PPG Avg.
1998-99	27-2	58-147	.395	31-90	.344	31-37	.838	178	6.6
1999-00	29-22	82-253	.324	38-50	.760	55-163	.337	257	8.9
2000-01	28-21	111-319	.348	67-201	.333	67-80	.838	356	12.7
2001-02	29-29	144-385	.365	92-103	.893	102-273	.374	482	16.6
<b>TOTALS</b>	<b>113-74</b>	<b>395-1114</b>	<b>.355</b>	<b>228-444</b>	<b>.514</b>	<b>255-553</b>	<b>.461</b>	<b>1273</b>	<b>11.3</b>



## T-8. GARY DANIELS 1,399 PTS. 1959-62 / CANTON, OHIO

Season	GP-S	FGM-A	PCT.	3FGM-A	PCT.	FTM-A	PCT.	Points	PPG Avg.
1959-60	23	91-158	.603	NA	NA	81-118	.686	268	11.7
1960-61	25	203-439	.462	NA	NA	175-260	.673	581	23.2
1961-62	23	170-369	.460	NA	NA	210-283	.795	550	23.9
<b>TOTALS</b>	<b>71</b>	<b>464-1016</b>	<b>.457</b>	<b>NA</b>	<b>NA</b>	<b>466-642</b>	<b>.726</b>	<b>1399</b>	<b>19.7</b>



## 15. DEMETRIUS NELSON 1,264 PTS. 2004-09 / JOHN'S ISLAND, S.C.

Season	GP-S	FGM-A	PCT.	3FGM-A	PCT.	FTM-A	PCT.	Points	PPG Avg.
2004-05	28-2	25-59	.424	0-0	.000	22-38	.579	72	2.6
2005-06	31-14	108-209	.517	0-0	.000	81-135	.600	297	9.6
2006-07	30-10	107-211	.507	0-3	.000	56-86	.651	270	9.0
2007-08	7-7	30-68	.441	0-0	.000	25-33	.758	85	12.1
2008-09	33-32	183-387	.596	0-0	.000	174-225	.773	540	16.4
<b>TOTALS</b>	<b>96-65</b>	<b>453-854</b>	<b>.530</b>	<b>0-3</b>	<b>.000</b>	<b>358-517</b>	<b>.692</b>	<b>1264</b>	<b>13.2</b>




## 10. MIKE GROSELLE 1,359 PTS. 2009-13 / PLANO, TEXAS

Season	GP-S	FGM-A	PCT.	3FGM-A	PCT.	FTM-A	PCT.	Points	PPG Avg.
2009-10	14-0	12-18	.667	NA	NA	8-10	.800	32	2.3
2010-11	31-21	149-248	.601	0-1	.000	60-86	.698	358	11.5
2011-12	30-30	198-335	.591	NA	NA	105-154	.682	501	16.7
2012-13	30-30	189-329	.574	NA	NA	90-121	.744	468	15.6
<b>TOTALS</b>	<b>105-81</b>	<b>548-930</b>	<b>.589</b>	<b>0-1</b>	<b>.000</b>	<b>263-371</b>	<b>.709</b>	<b>1359</b>	<b>12.9</b>



## 16. MATT NEWMAN 1,239 PTS. 1999-2003 / DOYLESTOWN, OHIO

Season	GP-S	FGM-A	PCT.	3FGM-A	PCT.	FTM-A	PCT.	Points	PPG Avg.
1999-00	27-15	115-244	.471	31-106	.292	48-79	.667	279	7.5
2000-01	26-25	134-267	.502	0-0	.000	57-91	.626	325	12.5
2001-02	27-26	138-270	.511	0-0	.000	67-103	.650	343	12.7
2002-03	28-24	105-211	.498	0-0	.000	82-109	.752	292	10.4
<b>TOTALS</b>	<b>108-90</b>	<b>492-992</b>	<b>.496</b>	<b>0-0</b>	<b>.000</b>	<b>255-382</b>	<b>.668</b>	<b>1239</b>	<b>11.5</b>



## 11. RODNEY McKEEVER 1,358 PTS. 1973-76 / CHARLESTON, S.C.

Season	GP-S	FGM-A	PCT.	3FGM-A	PCT.	FTM-A	PCT.	Points	PPG Avg.
1973-74	23	134-270	.496	NA	NA	78-109	.716	346	15.0
1974-75	20	185-360	.514	NA	NA	89-132	.674	459	23.0
1975-76	27	225-425	.529	NA	NA	103-151	.682	553	20.5
<b>TOTALS</b>	<b>70</b>	<b>544-1055</b>	<b>.516</b>	<b>NA</b>	<b>NA</b>	<b>270-392</b>	<b>.689</b>	<b>1358</b>	<b>19.4</b>



## 17. KEVIN HAMMACK 1,237 PTS. 2002-07 / BALTIMORE, MD.

Season	GP-S	FGM-A	PCT.	3FGM-A	PCT.	FTM-A	PCT.	Points	PPG Avg.
2002-03	28-25	70-202	.347	31-106	.292	38-57	.667	209	7.5
2003-04	27-25	86-219	.393	25-69	.362	64-88	.727	261	9.7
2004-05	28-24	108-276	.391	29-89	.326	95-127	.748	340	12.1
2005-06	5-3	11-34	.324	5-15	.333	10-12	.833	37	7.4
2006-07	30-30	129-315	.410	43-138	.312	89-126	.706	390	13.0
<b>TOTALS</b>	<b>118-107</b>	<b>404-1046</b>	<b>.386</b>	<b>133-417</b>	<b>.319</b>	<b>296-410</b>	<b>.722</b>	<b>1237</b>	<b>10.5</b>

# ALL-TIME 1,000-POINT SCORERS




**18. KAIDEN RICE 1,232 PTS.**  
*2017-21 / COLUMBIA, S.C.*

Season	GP-S	FGM-A	PCT.	3FGM-A	PCT.	FTM-A	PCT.	Points	PPG Avg.
2017-18	22-0	44-130	.338	32-102	.314	6-8	.750	126	5.7
2018-19	28-4	112-259	.432	71-197	.360	20-29	.690	315	11.3
2019-20	30-26	120-311	.386	79-231	.342	31-42	.738	350	11.7
2020-21	25-25	151-365	.414	92-264	.348	47-53	.887	441	17.6
<b>TOTALS</b>	<b>105-55</b>	<b>427-1065</b>	<b>.401</b>	<b>274-794</b>	<b>.345</b>	<b>104-132</b>	<b>.788</b>	<b>1232</b>	<b>11.7</b>




**24. MATT FRIERSON 1,148 PTS.**  
*2015-19 / LAUREL, MD.*

Season	GP-S	FGM-A	PCT.	3FGM-A	PCT.	FTM-A	PCT.	Points	PPG Avg.
2015-16	31-1	50-133	.376	41-118	.347	6-8	.750	147	4.7
2016-17	33-2	68-190	.358	65-181	.359	7-9	.778	208	6.3
2017-18	32-16	125-344	.363	114-314	.363	67-75	.893	431	13.5
2018-19	29-28	107-295	.363	104-280	.371	44-44	1.000	362	12.5
<b>TOTALS</b>	<b>125-47</b>	<b>350-962</b>	<b>.364</b>	<b>324-893</b>	<b>.363</b>	<b>124-135</b>	<b>.919</b>	<b>1,148</b>	<b>9.2</b>




**19. LEON BRYANT 1,214 PTS.**  
*1985-89 / HAMPTON, S.C.*

Season	GP-S	FGM-A	PCT.	3FGM-A	PCT.	FTM-A	PCT.	Points	PPG Avg.
1985-86	27-16	93-166	.560	NA	NA	16-22	.727	202	7.5
1986-87	28-28	116-225	.516	4-7	.571	43-56	.768	279	10.0
1987-88	28-28	136-277	.491	32-72	.444	44-52	.846	348	12.4
1988-89	28-28	152-304	.500	32-68	.471	49-61	.803	385	13.8
<b>TOTALS</b>	<b>111-100</b>	<b>497-972</b>	<b>.511</b>	<b>68-147</b>	<b>.463</b>	<b>152-191</b>	<b>.796</b>	<b>1214</b>	<b>10.9</b>




**25. FELIPE de las POZAS 1,135 PTS.**  
*1979-83 / MIAMI, FLA.*

Season	GP-S	FGM-A	PCT.	3FGM-A	PCT.	FTM-A	PCT.	Points	PPG Avg.
1979-80	23-1	33-87	.379	NA	NA	10-14	.714	76	3.3
1980-81	25-9	93-232	.401	14-41	.341	20-25	.800	220	8.8
1981-82	28-27	156-319	.489	4-14	.286	61-73	.836	377	13.5
1982-83	28-27	182-391	.465	34-75	.447	64-81	.790	462	16.5
<b>TOTALS</b>	<b>104-64</b>	<b>464-1029</b>	<b>.451</b>	<b>52-131</b>	<b>.397</b>	<b>155-193</b>	<b>.803</b>	<b>1135</b>	<b>10.9</b>



**20. CRAIG BURGESS 1,208 PTS.**  
*1983-87 / LAKE CITY, S.C.*

Season	GP-S	FGM-A	PCT.	3FGM-A	PCT.	FTM-A	PCT.	Points	PPG Avg.
1983-84	27-0	34-83	.410	0-1	.000	20-27	.741	88	3.3
1984-85	29-20	92-195	.472	NA	NA	68-93	.731	252	8.7
1985-86	28-28	135-274	.493	NA	NA	106-132	.803	376	13.4
1986-87	28-28	197-381	.517	0-0	.000	98-132	.742	492	17.6
<b>TOTALS</b>	<b>112-76</b>	<b>458-933</b>	<b>.491</b>	<b>0-1</b>	<b>.000</b>	<b>292-384</b>	<b>.760</b>	<b>1208</b>	<b>10.8</b>



**26. CRAIG BARDO 1,129 PTS.**  
*1984-87 / CARBONDALE, ILL.*

Season	GP-S	FGM-A	PCT.	3FGM-A	PCT.	FTM-A	PCT.	Points	PPG Avg.
1984-85	29-17	125-299	.418	NA	NA	26-34	.765	276	9.5
1985-86	28-28	199-432	.461	NA	NA	65-78	.833	463	16.5
1986-87	27-27	131-333	.393	77-200	.385	51-66	.773	390	14.4
<b>TOTALS</b>	<b>84-72</b>	<b>455-1064</b>	<b>.428</b>	<b>77-200</b>	<b>.385</b>	<b>142-178</b>	<b>.798</b>	<b>1129</b>	<b>13.4</b>



**21. DICK WHERRY 1,186 PTS.**  
*1956-60 / COLUMBUS, OHIO*

Season	GP-S	FGM-A	PCT.	3FGM-A	PCT.	FTM-A	PCT.	Points	PPG Avg.
1956-57	25	137-441	.312	NA	NA	124-181	.685	398	15.9
1957-58	27	135-361	.374	NA	NA	75-112	.670	345	12.8
1958-59	20	109-254	.429	NA	NA	59-78	.756	277	13.9
1959-60	23	68-141	.482	NA	NA	31-64	.484	166	7.2
<b>TOTALS</b>	<b>95</b>	<b>449-1197</b>	<b>.375</b>	<b>NA</b>	<b>NA</b>	<b>289-435</b>	<b>.664</b>	<b>1186</b>	<b>12.5</b>




**27. AUSTIN DAHN 1,125 PTS.**  
*2007-11 / COLUMBUS, OHIO*

Season	GP-S	FGM-A	PCT.	3FGM-A	PCT.	FTM-A	PCT.	Points	PPG Avg.
2007-08	30-30	124-325	.382	79-199	.397	34-44	.773	361	12.0
2008-09	33-28	74-227	.326	52-159	.327	23-30	.767	223	6.8
2009-10	32-24	73-195	.374	51-147	.347	25-30	.833	222	6.9
2010-11	32-32	116-299	.388	61-178	.343	26-36	.722	319	8.6
<b>TOTALS</b>	<b>127-114</b>	<b>387-1046</b>	<b>.370</b>	<b>243-683</b>	<b>.356</b>	<b>108-140</b>	<b>.771</b>	<b>1125</b>	<b>13.3</b>




**22. TED MOSAY 1,183 PTS.**  
*1987-91 / ELIZABETH, PA.*

Season	GP-S	FGM-A	PCT.	3FGM-A	PCT.	FTM-A	PCT.	Points	PPG Avg.
1987-88	22-9	47-109	.431	0-1	.000	16-27	.593	110	5.0
1988-89	28-28	121-238	.508	5-10	.500	37-49	.755	284	10.1
1989-90	28-23	107-246	.435	33-86	.384	51-62	.823	298	10.6
1990-91	28-28	187-349	.536	32-73	.438	85-113	.752	491	17.5
<b>TOTALS</b>	<b>106-88</b>	<b>462-942</b>	<b>.490</b>	<b>70-170</b>	<b>.412</b>	<b>189-251</b>	<b>.753</b>	<b>1183</b>	<b>11.2</b>



**28. ALAN PUCKETT 1,112 PTS.**  
*1998-2002 / HOT SPRINGS, ARIZ.*

Season	GP-S	FGM-A	PCT.	3FGM-A	PCT.	FTM-A	PCT.	Points	PPG Avg.
1998-99	27-14	81-153	.529	55-113	.487	26-45	.578	243	9.0
1999-00	29-29	112-255	.439	63-86	.733	71-166	.428	358	12.3
2000-01	28-19	94-215	.437	62-154	.403	47-75	.627	297	10.6
2001-02	29-25	74-207	.357	12-41	.293	54-162	.333	214	7.4
<b>TOTALS</b>	<b>113-87</b>	<b>361-830</b>	<b>.435</b>	<b>192-394</b>	<b>.487</b>	<b>198-448</b>	<b>.442</b>	<b>1112</b>	<b>9.8</b>



**23. RAY GRAVES 1,160 PTS.**  
*1956-60 / ST. MARY'S, OHIO*

Season	GP-S	FGM-A	PCT.	3FGM-A	PCT.	FTM-A	PCT.	Points	PPG Avg.
1956-57	25	83-217	.382	NA	NA	70-116	.603	244	9.8
1957-58	27	116-275	.414	NA	NA	99-150	.660	331	12.3
1958-59	20	70-205	.431	NA	NA	43-60	.717	183	9.2
1959-60	23	154-249	.431	NA	NA	84-114	.737	402	17.5
<b>TOTALS</b>	<b>95</b>	<b>427-951</b>	<b>.449</b>	<b>NA</b>	<b>NA</b>	<b>296-440</b>	<b>.673</b>	<b>1160</b>	<b>12.2</b>




**29. KENT HILL 1,095 PTS.**  
*1985-88 / NEWBERRY, S.C.*

Season	GP-S	FGM-A	PCT.	3FGM-A	PCT.	FTM-A	PCT.	Points	PPG Avg.
1984-85	19-0	19-27	.704	NA	NA	8-17	.471	46	2.4
1985-86	28-26	135-245	.551	NA	NA	115-161	.714	385	13.8
1986-87	28-25	93-169	.550	0-0	.000	75-109	.688	261	9.3
1987-88	28-28	142-299	.475	0-0	.000	119-192	.620	403	14.4
<b>TOTALS</b>	<b>103-79</b>	<b>389-740</b>	<b>.526</b>	<b>0-0</b>	<b>.000</b>	<b>317-479</b>	<b>.662</b>	<b>1095</b>	<b>10.6</b>




# ALL-TIME 1,000-POINT SCORERS




**30. NOY CASTILLO 1,086 PTS.**  
*1993-97 / NEW ALBANY, IND.*

Season	GP-S	FGM-A	PCT.	3FGM-A	PCT.	FTM-A	PCT.	Points	PPG Avg.
1993-94	23-1	23-64	.359	15-47	.319	8-13	.615	69	3.0
1994-95	27-26	122-327	.373	96-274	.350	32-38	.842	372	13.8
1995-96	25-25	112-298	.376	57-167	.341	68-83	.819	349	14.0
1996-97	27-26	95-246	.386	62-168	.369	44-58	.759	296	11.0
<b>TOTALS</b>	<b>102-78</b>	<b>352-935</b>	<b>.376</b>	<b>230-656</b>	<b>.346</b>	<b>152-192</b>	<b>.792</b>	<b>1086</b>	<b>10.6</b>



**T-35. CLIFF WASHBURN 1,024 PTS.**  
*1998-2002 / SHELBY, N.C.*

Season	GP-S	FGM-A	PCT.	3FGM-A	PCT.	FTM-A	PCT.	Points	PPG Avg.
1998-99	27-24	55-125	.440	0-1	.000	52-92	.565	162	6.0
1999-00	29-27	93-189	.492	0-0	.000	91-157	.000	277	9.6
2000-01	28-26	96-189	.508	0-1	.000	97-159	.610	289	10.3
2001-02	28-25	102-221	.462	0-1	.000	92-144	.000	296	10.6
<b>TOTALS</b>	<b>112-102</b>	<b>346-724</b>	<b>.478</b>	<b>0-3</b>	<b>.000</b>	<b>332-552</b>	<b>.601</b>	<b>1024</b>	<b>9.1</b>




**31. STEVE FISHEL 1,068 PTS.**  
*1970-73 / MONTICELLO, IND.*

Season	GP-S	FGM-A	PCT.	3FGM-A	PCT.	FTM-A	PCT.	Points	PPG Avg.
1970-71	25	98-236	.415	NA	NA	40-54	.741	236	9.4
1971-72	25	158-391	.404	NA	NA	58-100	.580	374	14.9
1972-73	25	195-467	.418	NA	NA	68-89	.764	458	18.3
<b>TOTALS</b>	<b>75</b>	<b>451-1094</b>	<b>.412</b>	<b>NA</b>	<b>NA</b>	<b>166-243</b>	<b>.683</b>	<b>1068</b>	<b>14.2</b>



**32. BRIAN WHITE 1,059 PTS.**  
*2013-17 / RICHMOND, VA.*

Season	GP-S	FGM-A	PCT.	3FGM-A	PCT.	FTM-A	PCT.	Points	PPG Avg.
2013-14	33-30	147-271	.542	2-12	.167	72-94	.766	368	11.2
2014-15	30-18	73-123	.593	0-0	.000	68-80	.850	214	7.1
2015-16	32-15	96-207	.464	25-82	.305	70-89	.787	287	9.0
2016-17	32-11	64-130	.492	26-60	.433	36-41	.878	190	5.9
<b>TOTALS</b>	<b>127-74</b>	<b>380-731</b>	<b>.520</b>	<b>53-154</b>	<b>.344</b>	<b>246-304</b>	<b>.809</b>	<b>1059</b>	<b>8.3</b>




**T-35. MICHAEL JOSEPH 1,024 PTS.**  
*1999-2003 / DEERFIELD BEACH, FLA.*

Season	GP-S	FGM-A	PCT.	3FGM-A	PCT.	FTM-A	PCT.	Points	PPG Avg.
1999-00	29-6	81-214	.379	45-55	.818	17-64	.266	224	7.7
2000-01	28-13	73-195	.374	8-30	.267	69-98	.704	223	8.0
2001-02	29-15	123-267	.461	88-115	.765	17-42	.405	351	12.1
2002-03	25-16	87-202	.431	10-34	.294	42-70	.600	226	9.0
<b>TOTALS</b>	<b>111-50</b>	<b>364-878</b>	<b>.415</b>	<b>151-233</b>	<b>.645</b>	<b>145-274</b>	<b>.529</b>	<b>1024</b>	<b>9.2</b>



**33. STEPHEN CLARK 1,038 PTS.**  
*2019-23 / CHARLOTTE, N.C.*

Season	GP-S	FGM-A	PCT.	3FGM-A	PCT.	FTM-A	PCT.	Points	PPG Avg.
2019-20	21-7	31-62	.500	3-19	.158	48	.500	69	3.3
2020-21	25-18	62-100	.620	2-12	.167	22-41	.537	148	5.9
2021-22	31-31	125-232	.539	10-35	.286	40-73	.548	300	9.7
2022-23	32-32	210-427	.492	11-49	.224	90-134	.672	521	16.3
<b>TOTALS</b>	<b>109-88</b>	<b>428-821</b>	<b>.521</b>	<b>26-115</b>	<b>.226</b>	<b>156-256</b>	<b>.609</b>	<b>1038</b>	<b>9.5</b>



**37. RICHARD "DICK" JONES 1,012 PTS.**

Season	GP-S	FGM-A	PCT.	3FGM-A	PCT.	FTM-A	PCT.	Points	PPG Avg.
1957-58	27	53	NA	NA	NA	13-31	.419	119	4.4
1958-59	19	85	NA	NA	NA	37-54	.685	207	10.9
1959-60	23	125	NA	NA	NA	32-52	.615	284	12.3
1960-61	25	173	NA	NA	NA	50-70	.714	402	16.1
<b>TOTALS</b>	<b>94</b>	<b>436</b>	<b>NA</b>	<b>NA</b>	<b>NA</b>	<b>132-207</b>	<b>.638</b>	<b>1012</b>	<b>10.8</b>



**34. J'MEL EVERHART 1,033 PTS.**  
*2003-07 / TYLER TEXAS*

Season	GP-S	FGM-A	PCT.	3FGM-A	PCT.	FTM-A	PCT.	Points	PPG Avg.
2003-04	28-28	78-177	.441	2-10	.200	49-74	.662	207	7.4
2004-05	28-28	96-190	.505	5-16	.313	67-107	.626	264	9.4
2005-06	31-30	130-253	.514	1-3	.333	78-130	.600	339	10.9
2006-07	27-26	88-166	.530	5-24	.208	42-69	.609	223	8.3
<b>TOTALS</b>	<b>114-112</b>	<b>392-786</b>	<b>.499</b>	<b>13-53</b>	<b>.245</b>	<b>236-380</b>	<b>.621</b>	<b>1033</b>	<b>9.1</b>

# INDIVIDUAL SCORING RECORDS



## SINGLE GAME POINTS SCORED

1.	Jerry Varn	51, vs. Piedmont (1/31/1953)
2.	Regan Truesdale	41, vs. Marshall (1/9/1984)
3.	Patrick Elmore	40, vs. ETSU (2/10/1990)
4.	Rodney McKeever	39, vs. UNC Wilmington (12/3/1974)
T-5.	Ted Mosay	38, vs. Youngstown State (1/31/1991)
T-5.	Regan Truesdale	38, at Furman (1/19/1984)
T-5.	Rodney McKeever	38, at Furman (12/30, 2975)
T-5.	John Sutor	38, vs. Chattanooga (1/22/1972)
T-5.	Gary Daniels	38, at Georgia Southern (12/20/1960)
T-10.	Hayden Brown	37, vs. Chattanooga (1/8/2021)
T-10.	Lew Stallworth	37, at Western Carolina (2/16/2019)
T-10.	Zane Najdawi	37, vs. Chattanooga (1/13/2018)
T-10.	Preston Parks	37, at Samford (2/25/2017)
T-10.	Patrick Elmore	37, at Liberty (2/6/1989)
T-15.	Travis Cantrell	36, at Western Carolina (1/12/2002)
T-15.	Patrick Elmore	36, vs. Davidson (2/5/1990)
T-15.	Art Musselman	36, vs. Furman (2/26/1959)
T-15.	Teddy Weeks	36, at VMI (1/7/1957)
T-19.	Hayden Brown	35, vs. Samford (2/5/2022)
T-19.	Ashton Moore	35, vs. Davidson (2/17/2014)
T-19.	Moncrief Michael	35, vs. VMI (2/6/1995)
T-19.	Rodney McKeever	35, vs. Baptist (11/30/1974)
T-19.	Bob Fischer	35, vs. Presbyterian (2/17/1953)
T-19.	Dick Wherry	35, vs. Furman (1/11/1958)
T-25.	Moncrief Michael	34, vs. Western Carolina (1/28/1995)
T-25.	Aaron Nichols	34, at Marshall, (2/4/1991)
T-25.	Rodney McKeever	34, at Furman (2/18/1975)
T-25.	Jerry Hirsch	34, vs. VMI (1/17/1970)
T-25.	Herwig Baumann	34, vs. Erskine (1/18/1965)
T-25.	Gary Daniels	34, at George Washington (2/16/1961)
T-25.	Gary Daniels	34, vs. George Washington (3/3/1961)
T-44.	Jim McCurdy	32, at Virginia Tech (12/31/1964)
T-44.	Gary Daniels	32, at Toledo (12/21/1961)

**Most Recent 30-point Outing:** ..... AJ Smith  
 ..... 31, at NC A&T (12/2/2023)

## CAREER LEADERS • 30+ POINT GAMES

RANK	PLAYER	30+ POINT GMS.
1.	Gary Daniels	9
2.	Regan Truesdale	7
3.	Rodney McKeever	6
4.	Patrick Elmore	5
5.	Hayden Brown	4
T-6.	Zane Najdawi	3
T-6.	Steve Fishel	3
T-6.	Ashton Moore	3
T-6.	Preston Parks	3
T-10.	Kaelon Harris	2
T-10.	Lew Stallworth	2
T-10.	Matt Frierson	2
T-10.	Ben Ledbetter	2
T-10.	Donny McLendon	2
T-10.	Jerry Hirsch	2
T-10.	Moncrief Michael	2
T-10.	Rick Swing	2
T-10.	Tee Hooper	2
T-10.	Tom Slawson	2
T-10.	Travis Cantrell	2
T-10.	Derrick Henry	2

## POINTS SCORED - SEASON

Rank	Name	Points
1.	Regan Truesdale, 1984-85	624
2.	Regan Truesdale, 1983-84	617
3.	Lew Stallworth, 2018-19	586
4.	Gary Daniels, 1960-61	581
5.	Hayden Brown, 2021-22	563
6.	Rodney McKeever, 1975-76	553
7.	Cameron Wells, 2010-11	552
8.	Cameron Wells, 2009-10	551
9.	Gary Daniels, 1961-62	550
10.	Preston Parks, 2016-17	543

## SCORING AVERAGE - SEASON

Rank	Name	Avg.
1.	Gary Daniels, 1961-62	23.9
2.	Gary Daniels, 1960-61	23.2
3.	Rodney McKeever, 1974-75	23.0
4.	Regan Truesdale, 1983-84	22.0
5.	Bob Fischer, 1952-53	21.7
6.	Regan Truesdale, 1984-85	21.5
7.	Patrick Elmore, 1989-90	20.8
8.	Rodney McKeever, 1975-76	20.5
9.	Lew Stallworth, 2018-19	20.2
10.	Jerry Hirsch, 1969-70	19.6

## SCORING AVERAGE - CAREER

Rank	Name	Avg.
1.	Lew Stallworth, 2018-19	20.2
2.	Gary Daniels, 1959-62	19.7
3.	Rodney McKeever, 1973-76	19.4
4.	Preston Parks, 2016-17	17.4
5.	Patrick Elmore, 1983-84, 88-90	16.3
6.	Cameron Wells, 2007-11	16.1
7.	Art Musselman, 1956-60	15.8
8.	Bob Fischer, 1951-53	15.5
9.	Regan Truesdale, 1981-85	15.2
10.	Jerry Varn, 1951-53	14.8



# INDIVIDUAL FIELD GOAL RECORDS



Rodney McKeever



Patrick Elmore



Moncrief Michael

### FIELD GOALS MADE - SINGLE GAME (since 1930)

Rank	Name	FGM
1.	Jerry "Moose" Varn, vs. Piedmont (1/31/1953) .....	21
2.	Rodney McKeever, vs. UNC Wilmington (12/3/1974).....	18
3.	Patrick Elmore, vs. ETSU (2/10/1990).....	17
T-4.	Ted Mosay, vs. Youngstown State (1/31/1991) .....	16
T-4.	Herwig Baumann, vs. Erskine (1/18/1965).....	16
T-4.	Dick Wherry, vs. Furman (1/11/1958).....	16
T-7.	Zane Najdawi, vs. Chattanooga (1/13/2018).....	15
T-7.	Patrick Elmore, vs. Davidson (2/5/1990) .....	15
T-7.	Patrick Elmore, vs. VMI (1/22/1990).....	15
T-7.	Regan Truesdale, vs. Furman (1/19/1984).....	15
T-7.	Rodney McKeever, vs. Charleston Southern (11/30/1974)....	15
T-7.	Steve Fishel, vs. East Carolina (12/18/1971) .....	15
T-7.	Jerry Hirsch, vs. VMI (1/17/1970).....	15
T-7.	Gary Daniels, vs. Georgia Southern (12/20/1960).....	15
T-7.	Bob Fischer, vs. Presbyterian (2/17/1953) .....	15

### FIELD GOALS MADE - SEASON

Rank	Name	FGM
1.	Regan Truesdale, 1984-85.....	242
2.	Regan Truesdale, 1983-84.....	225
3.	Rodney McKeever, 1975-76.....	225
4.	Lew Stallworth, 2018-19.....	221
5.	Stephen Clark, 2022-23.....	210
6.	Patrick Elmore, 1989-90.....	209
7.	Patrick Elmore, 1988-89.....	208
8.	Gary Daniels, 1960-61.....	203
9.	Jerry Hirsch, 1969-70.....	200
10.	Craig Bardo, 1985-86.....	199

### FIELD GOALS MADE - CAREER

Rank	Name	FGM
1.	Cameron Wells, 2007-11.....	753
2.	Regan Truesdale, 1981-85.....	638
3.	Art Musselman, 1956-60.....	587
T-4.	Tom Slawson, 1976-80.....	572
T-4.	Rick Swing, 1975-79.....	572
6.	Zane Najdawi.....	566
7.	Mike Groselle, 2009-13.....	548
8.	Rodney McKeever, 1973-76.....	544
9.	Patrick Elmore, 1983-84, 88-90.....	536
10.	Leon Bryant, 1985-89.....	497

### FIELD GOALS ATTEMPTED - SINGLE GAME (since 1974)

Rank	Player	FGA
1.	Patrick Elmore, vs. Davidson (2/5/1990) .....	30
2.	Rodney McKeever, vs. Furman (2/18/1975).....	29
3.	Lew Stallworth, vs. ETSU (01/10/2019).....	27
4.	Patrick Elmore, vs. ETSU (3/3/1989).....	26
T-5.	Cameron Wells, vs. Wofford (3/1/2008).....	25
T-5.	Craig Burgess, vs. Furman (2/27/1987) .....	25
T-5.	Craig Bardo, vs. Charleston Southern (12/14/1985).....	25
T-5.	Ted Mosay, vs. Youngstown State (1/31/1991).....	25
T-5.	Tom Slawson, vs. USC Aiken (12/4/1979).....	25
T-5.	Rodney McKeever, vs. VMI (1/13/1975).....	25
T-5.	Rodney McKeever, vs. East Carolina (1/4/1975).....	25
T-5.	Rodney McKeever, vs. Rochester Tech (12/19/1974) .....	25

### FIELD GOALS ATTEMPTED - SEASON

Rank	Name	FGA
1.	Cameron Wells, 2009-10.....	480
2.	Regan Truesdale, 1983-84.....	477
3.	Regan Truesdale, 1984-85.....	474
4.	Steve Fishel, 1972-73.....	467
5.	Preston Parks, 2016-17.....	456
6.	Cameron Wells, 2010-11.....	451
7.	Craig Bardo, 1985-86.....	432
8.	Rodney McKeever, 1975-76.....	425
T-9.	Lew Stallworth, 2018-19.....	419
T-9.	Jerry Hirsch, 1969-70.....	419

### FIELD GOALS ATTEMPTED - CAREER

Rank	Name	FGA
1.	Cameron Wells, 2007-11.....	1,754
2.	Regan Truesdale, 1981-85.....	1,283
3.	Ashton Moore, 2011-15.....	1,198
4.	Rick Swing, 1975-79.....	1,184
5.	Zane Najdawi, 2018-19.....	1,166
6.	Tom Slawson, 1976-80.....	1,143
7.	Zach Urbanus, 2007-11.....	1,119
8.	Travis Cantrell, 1998-02.....	1,114
9.	Steve Fishel, 1970-73.....	1,094
10.	Craig Bardo, 1984-87.....	1,075

### FIELD GOAL PERCENTAGE - SEASON (Minimum 10 Attempts)

Rank	Name	FG-A	Pct.
1.	Neven Zeravica, 2007-08.....	10-12	.833
2.	Keith Stowers, 1959-60.....	17-21	.810
3.	Mike Dejworek, 2010-11.....	10-13	.769
4.	Kent Hill, 1984-85.....	19-27	.704
5.	George Wehrmeister, 1959-60.....	21-31	.677
6.	Art Musselman, 1959-60.....	161-239	.674
7.	Gregg Jones, 2000-01.....	56-84	.667
8.	Mike Groselle, 2009-10.....	12-18	.667
9.	Dick Jones, 1959-60.....	125-183	.648
10.	Chuck Damon, 1975-76.....	7-11	.636


### FIELD GOAL PERCENTAGE - CAREER (Minimum 150 Attempts)

Rank	Name	FG-A	Pct.
1.	Moncrief Michael, 1993-95.....	225-381	.591
2.	Mike Groselle, 2009-13.....	548-930	.589
3.	Mark Cartwright, 1978-80.....	150-264	.568
4.	Gregg Jones, 1999-03.....	233-413	.564
5.	Dale French, 1975-79.....	222-398	.558
6.	Ezekiel Balogun, 2016-17.....	76-141	.539
7.	Wells Holland, 1978-82.....	261-491	.532
8.	P.J. Horgan, 2011-15.....	248-467	.531
9.	Demetrius Nelson, 2004-09.....	453-854	.530
10.	Arthur McGriff, 1973-74.....	115-218	.528


# INDIVIDUAL 3-POINT FIELD GOAL RECORDS



Matt Frierson



Travis Cantrell



Leon Bryant

### 3-POINT FIELD GOALS MADE - SINGLE GAME (since 1986)

Rank	Player	3-PT. FGM
T-1.	Connor Kern, vs. UNCG (02/28/2019).....	10
T-1.	Matt Frierson, vs. Johnson (Fla.) (11/14/2018).....	10
T-1.	Quayson Williams, vs. MA Christian (11/19/2015).....	10
T-4.	Jason Roche, vs. Samford (2/5/2022).....	9
T-4.	Kaiden Rice, vs. Piedmont (11/25/2020).....	9
T-4.	Matt Frierson, vs. Chattanooga (1/13/2018).....	9
T-7.	Travis Cantrell, vs. Western Carolina (1/12/2002).....	9
T-7.	Aaron Nichols, vs. Marshall (2/4/1991).....	9
T-7.	Austin Ash vs Longwood (12/17/22).....	9
T-10.	Jason Roche, vs. Pitt (11/9/2021).....	8
T-10.	Kaiden Rice, vs. High Point (11/27/18).....	8
T-10.	Kaiden Rice, at Western Carolina (2/25/2018).....	8
T-10.	Preston Parks, vs. Western Carolina (1/19/2017).....	8
T-10.	Austin Dahn, vs. Chattanooga (2/16/2008).....	8
T-10.	Craig Bardo, vs. CofC (1/13/1987).....	8

### 3-POINT FIELD GOALS MADE - SEASON

Rank	Name	3FGM
1.	Matt Frierson, 2017-18.....	114
2.	Jason Roche, 2021-22.....	110
3.	Matt Frierson, 2018-19.....	104
T-4.	Travis Cantrell, 2001-02.....	102
T-4.	Austin Ash 2022-23.....	102
6.	Noy Castillo, 1994-95.....	96
7.	Kaiden Rice, 2020-21.....	92
8.	Elijah Morgan, 2023-24.....	84
9.	Zach Urbanus, 2009-10.....	83
10.	Fletcher Abee, 2019-20.....	80

### 3-POINT FIELD GOALS MADE - CAREER

Rank	Name	3FGM
1.	Matt Frierson, 2015-19.....	324
2.	Zach Urbanus, 2007-11.....	295
3.	Kaiden Rice, 2017-21.....	274
4.	Travis Cantrell, 1998-02.....	255
5.	Austin Dahn, 2007-11.....	243
6.	Alan Puckett, 1998-02.....	242
7.	Noy Castillo, 1993-97.....	230
8.	Ashton Moore, 2011-15.....	207
9.	Ryan Nesbit, 1986-90.....	191
10.	Quayson Williams, 2015-19.....	176

### 3-POINT FIELD GOALS ATTEMPTED - SINGLE GAME (since 1986)

Rank	Player	3-PT. FGA
1.	Travis Cantrell, vs. Western Carolina (1/12/2002).....	21
T-2.	Kaiden Rice, vs. Piedmont (11/25/2020).....	18
T-2.	Kaiden Rice, at Western Carolina (2/25/2018).....	18
T-2.	Matt Frierson, vs. Chattanooga (1/13/2018).....	18
T-2.	Craig Bardo, vs. CofC (1/13/1987).....	18
T-6.	Dante Terry, vs. Emmanuel (12/6/2003).....	17
T-6.	Austin Ash vs Longwood (12/17/22).....	17
T-8.	Kaiden Rice, vs. Wofford (2/17/2021).....	16
T-8.	Kaiden Rice, vs. N.C. A&T (12/3/2020).....	16
T-8.	Matt Frierson, vs. Johnson (Fla.) (11/14/2018).....	16
T-8.	Matt Frierson, vs. Johnson (Fla.) (11/13/2016).....	16

### 3-POINT FIELD GOALS ATTEMPTED - SEASON

Rank	Name	3FGA
1.	Matt Frierson, 2017-18.....	314
2.	Matt Frierson, 2018-19.....	280
3.	Noy Castillo, 1994-95.....	274
4.	Travis Cantrell, 2001-02.....	273
5.	Kaiden Rice, 2020-21.....	264
6.	Austin Ash, 2022-23.....	257
7.	Preston Parks, 2016-17.....	234
8.	Kaiden Rice, 2019-20.....	231
9.	Fletcher Abee, 2019-20.....	213
10.	Elijah Morgan, 2023-24.....	211

### 3-POINT FIELD GOALS ATTEMPTED - CAREER

Rank	Name	3FGA
1.	Matt Frierson, 2015-19.....	893
2.	Kaiden Rice, 2017-21.....	794
3.	Travis Cantrell, 1998-02.....	727
4.	Zach Urbanus, 2007-11.....	705
5.	Austin Dahn, 2007-11.....	683
6.	Noy Castillo, 1993-97.....	656
7.	Alan Puckett, 1998-02.....	595
8.	Ashton Moore, 2011-15.....	542
9.	Quayson Williams, 2015-19.....	516
10.	Dante Terry, 2002-06.....	500

### 3-POINT FIELD GOAL PERCENTAGE - SEASON (Minimum 10 Attempts)

Rank	Name	3FG-A	Pct.
T-1.	Jerry Higgins III, 2020-21.....	6-10	.600
T-1.	Ben Tobias, 2002-03.....	9-15	.600
3.	C.J. Bray, 2012-13.....	6-11	.545
4.	Johnny Smith, 1988-89.....	17-32	.531
T-5.	Brock Wakefield.....	8-16	.500
T-5.	Marshall Harris, III, 2014-15.....	22-44	.500
T-5.	Ted Mosay, 1988-89.....	5-10	.500
9.	Ryan Nesbit, 1988-89.....	48-97	.495
10.	Alan Puckett, 1998-99.....	55-113	.487

### 3-POINT FIELD GOALS PERCENTAGE - CAREER (Minimum 85 Attempts)

Rank	Name	3FG-A	Pct.
1.	Leon Bryant, 1985-89.....	68-147	.463
2.	Aaron Nichols, 1989-91.....	125-296	.422
3.	Jake Moore, 2014-15.....	72-171	.421
4.	Zach Urbanus, 2007-11.....	295-705	.418
5.	Ted Mosay, 1987-91.....	70-170	.412
6.	Alan Puckett, 1998-02.....	242-595	.407
T-7.	Jason Roche, 2021-22.....	110-277	.397
T-7.	Felipe de las Pozas, 1979-83.....	52-131	.397
T-7.	Austin Ash, 2022-23.....	102-257	.397
T-10.	Ryan Nesbit, 1986-90.....	191-483	.395
T-10.	Ed Conroy, 1985-89.....	103-261	.395




# INDIVIDUAL FREE THROW RECORDS



Max Mombollet



DeVontae Wright



Herwig Baumann

## FREE THROWS MADE - SINGLE GAME (since 1919)

Rank	Player	FTM
T-1.	Regan Truesdale, vs. Marshall (1/9/1984).....	22
T-1.	Gary Daniels, vs. Toledo (12/21/1961).....	22
3.	Gary Daniels, vs. Southern Miss (1/15/1962).....	19
T-4.	Max Mombollet, vs. Western Carolina (1/18/2003).....	17
T-4.	Art Musselman, vs. Memphis State (2/1/1958).....	17
T-6.	Zane Najdawi, vs. Colgate (12/2/2016).....	16
T-6.	Kevin Hammack, vs. Georgia Southern (1/13/2007).....	16
T-6.	Gary Daniels, vs. Clemson (12/20/1961).....	16
T-6.	Gary Daniels, vs. George Washington (3/3/1961).....	16
T-10.	Ashton Moore, vs. UNCG (2/7/2015).....	15
T-10.	Demetrius Nelson, vs. Western Carolina (2/7/2009).....	15
T-10.	Lamar Wright, vs. Furman (2/6/1993).....	15
T-10.	Reggie Jones, vs. VMI (1/16/1993).....	15
T-10.	Regan Truesdale, vs. Chattanooga (2/4/1985).....	15
T-10.	Louie Gilbert, vs. Furman (1/22/1983).....	15
T-10.	Louie Gilbert, vs. Appalachian State (1/11/1982).....	15

## FREE THROWS MADE - SEASON

Rank	Name	FTM
1.	Gary Daniels, 1961-62.....	210
2.	Gary Daniels, 1960-61.....	175
3.	Demetrius Nelson, 2008-09.....	174
4.	Derrick Henry, 2015-16.....	172
5.	Regan Truesdale, 1983-84.....	161
6.	Zane Najdawi, 2016-17.....	154
7.	Willie Taylor, 1968-69.....	149
8.	Cameron Wells, 2009-10.....	142
9.	Regan Truesdale, 1984-85.....	140
10.	Cameron Wells, 2010-11.....	139

## FREE THROWS MADE - CAREER

Rank	Name	FTM
1.	Gary Daniels, 1959-62.....	466
2.	Cameron Wells, 2007-11.....	454
3.	Zane Najdawi, 2015-19.....	395
4.	Regan Truesdale, 1981-85.....	377
5.	Demetrius Nelson, 2004-09.....	358
6.	Willie Taylor, 1967-70.....	356
T-7.	Cliff Washburn, 1998-02.....	332
T-7.	Art Musselman, 1956-60.....	332
9.	Kent Hill, 1984-88.....	317
10.	Louie Gilbert, 1979-83.....	298

## FREE THROWS ATTEMPTED - SINGLE GAME (since 1974)

Rank	Player	FTA
1.	Regan Truesdale, vs. Marshall (1/9/1984).....	27
2.	Lamar Wright, vs. Furman (2/6/1993).....	24
3.	Moncrief Michael, vs. Western Carolina (1/27/1995).....	21
4.	Max Mombollet, vs. Western Carolina (1/18/2003).....	19
T-5.	Demetrius Nelson, vs. Western Carolina (2/7/2009).....	18
T-5.	Louie Gilbert, vs. Appalachian State (1/11/1982).....	18
T-5.	Rodney McKeever, vs. Furman (12/30/1975).....	18
T-8.	Zane Najdawi, vs. Colgate (12/2/2016).....	17
T-8.	Kevin Hammack, vs. Georgia Southern (1/13/2007).....	17
T-8.	Louie Gilbert, vs. Furman (1/22/1983).....	17
T-11.	Ashton Moore, vs. UNCG (2/7/2015).....	16

## FREE THROWS ATTEMPTED (SEASON)

Rank	Name	FTA
1.	Gary Daniels, 1961-62.....	264
2.	Gary Daniels, 1960-61.....	260
3.	Brody Fox 2024-25.....	240
4.	Demetrius Nelso, 2008-09.....	225
5.	Derrick Henry, 2015-16.....	218
6.	Regan Truesdale, 1983-84.....	209
7.	Kent Hill, 1987-88.....	192
T-8.	Hayden Brown, 2021-22.....	185
T-8.	Zane Najdawi, 2016-17.....	185
10.	John Sutor, 1971-72.....	184

## FREE THROWS ATTEMPTED - CAREER

Rank	Name	FTA
1.	Gary Daniels, 1959-62.....	642
2.	Cameron Wells, 2007-11.....	565
3.	Cliff Washburn, 1998-02.....	552
4.	Art Musselman, 1956-60.....	526
5.	Demetrius Nelson, 2004-09.....	517
6.	Zane Najdawi, 2015-19.....	515
7.	Regan Truesdale, 1981-85.....	498
8.	Kent Hill, 1984-88.....	479
9.	Willie Taylor, 1967-70.....	474
10.	Ray Graves, 1956-60.....	440

## FREE THROWS PERCENTAGE - CAREER (Minimum 150 Attempts)

Rank	Name	FTM-A	Pct.
1.	Travis Cantrell, 1998-02.....	228-270	.844
2.	Herwig Baumann, 1963-66.....	154-183	.842
3.	Jimmy Tharpe, 1982-86.....	202-242	.835
4.	Matt Van Scyoc, 2012-14.....	173-209	.828
5.	Randy Nesbit, 1977-80.....	160-194	.825
6.	Ed Conroy, 1985-89.....	189-232	.815
7.	Brian White, 2013-17.....	246-304	.809
8.	Cameron Wells, 2007-11.....	454-565	.804
9.	Felipe de las Pozas, 1979-83.....	155-193	.803
10.	Craig Bardo, 1984-87.....	142-178	.798

# INDIVIDUAL REBOUNDING RECORDS



Mike Groselle



Kirill Misyuchenko



J'Mel Everhart

## OFFENSIVE REBOUNDS - SINGLE GAME (since 1992)

Rank	Player	O-Reb.
T-1.	Mike Groselle, vs. CoFC (12/1/2011).....	10
T-1.	Mike Groselle, vs. Wofford (1/6/2011).....	10
T-1.	Max Mombollet, vs. Webber International (11/22/2002).....	10
T-4.	Mike Groselle, vs. Gardner-Webb (12/15/2012).....	9
T-4.	Warren McLendon, vs. Western Carolina (12/21/2004).....	9
T-4.	Cliff Washburn, vs. Clemson (11/25/2000).....	9
T-4.	Kirill Misyuchenko, vs. Western Carolina (1/27/1996).....	9
T-4.	Matt Newman, vs. VMI (2/27/1995).....	9
T-9.	Zane Najdawi, vs. Western Carolina (1/19/2017).....	8
T-9.	J'Mel Everhart, vs. Wofford (2/12/2007).....	8
T-9.	Virgil Stevens, vs. VMI (2/8/1997).....	8
T-9.	Moncrief Michael, vs. Furman (2/20/1995).....	8

## OFFENSIVE REBOUNDS - SEASON

Rank	Name	O-Reb.
1.	Regan Truesdale, 1983-84.....	107
2.	Regan Truesdale, 1984-85.....	103
3.	Kent Hill, 1987-88.....	101
4.	J'Mel Everhart, 2005-06.....	96
T-5.	Zane Najdawi, 2016-17.....	93
T-5.	Mike Groselle, 2012-13.....	93
7.	Demetrius Nelson, 2005-06.....	91
8.	J'Mel Everhart, 2003-04.....	85
9.	J'Mel Everhart, 2004-05.....	83
10.	Regan Truesdale, 1982-83.....	83

## OFFENSIVE REBOUNDS - CAREER

Rank	Name	O-Reb.
1.	J'Mel Everhart, 2003-07.....	336
2.	Regan Truesdale, 1981-85.....	313
3.	Mike Groselle, 2009-13.....	292
4.	Kent Hill, 1984-88.....	261
5.	Zane Najdawi, 2015-19.....	258
6.	Demetrius Nelson, 2004-09.....	252
7.	Cliff Washburn, 1998-02.....	236
8.	Craig Burgess, 1983-87.....	217
9.	Gregg Jones, 1999-03.....	214
10.	Matt Newman, 1994-98.....	211

## DEFENSIVE REBOUNDS - SINGLE GAME (since 1992)

Rank	Player	D-Reb.
T-1.	Kirill Misyuchenko, vs. N.C. Wesleyan (12/1/1997).....	14
T-1.	Winston Hill, vs. at N.C. A&T (12/2/23).....	14
3.	Cameron Wells, vs. Grambling State (11/30/2008).....	13
T-4.	Kaelon Harris, at Southeast Missouri 11/19/2019).....	12
T-4.	Mike Groselle, vs. VMI (11/10/2012).....	12
T-4.	Kirill Misyuchenko, vs. Furman (2/19/1996).....	12
T-7.	Derek Webster, Jr., vs. Brevard (11/26/2019).....	11
T-7.	Kaelon Harris, at Georgia (11/12/2019).....	11
T-7.	Lew Stallworth, at Campbell (12/18/2018).....	11
T-7.	Matt Van Scyoc, vs. UNCG (1/16/2014).....	11
T-7.	Mike Groselle, vs. Chattanooga (2/18/2012).....	11
T-7.	Mike Groselle, vs. Georgia Southern (1/23/2012).....	11
T-7.	Cameron Wells, vs. Charleston Southern (11/25/2008).....	11
T-7.	Matt Newman, vs. Anderson (12/3/1996).....	11
T-7.	Stephen Clark vs New Orleans (11/23/22).....	11
T-7.	Sola Adebisi vs North Greenville (11/14/24).....	11

## DEFENSIVE REBOUNDS - SEASON

Rank	Name	D-Reb.
T-1.	Quentin Millora-Brown, 2023-24.....	198
T-1.	Mike Groselle, 2011-12.....	171
3.	Stephen Clark, 2022-23.....	160
4.	Patrick Elmore, 1989-90.....	151
T-5.	Kaelon Harris, 2019-20.....	149
T-5.	Regan Truesdale, 1984-85.....	149
7.	Demetrius Nelson, 2008-09.....	147
8.	Zane Najdawi, 2018-19.....	145
T-9.	Matt Van Scyoc, 2013-14.....	144
T-9.	Cameron Wells, 2010-11.....	144

## DEFENSIVE REBOUNDS - CAREER

Rank	Name	D-Reb.
1.	Cameron Wells, 2007-11.....	552
2.	J'Mel Everhart, 2003-07.....	487
3.	Zane Najdawi, 2015-19.....	478
4.	Mike Groselle, 2009-13.....	447
5.	Stephen Clark, 2019-23.....	422
6.	Matt Newman, 1994-98.....	419
7.	Max Mombollet, 2000-04.....	397
8.	Cliff Washburn, 1998-02.....	396
9.	Regan Truesdale, 1981-85.....	375
10.	Demetrius Nelson, 2004-09.....	374

## TOTAL REBOUNDS - SINGLE GAME (since 1974)

Rank	Player	Reb.
1.	Hayden Brown vs. Columbia Intl. (12/7/2020).....	21
2.	Patrick Elmore, vs. Davidson (2/5/1990).....	20
T-3.	Hayden Brown at Samford (2/21/22).....	19
T-3.	Mike Groselle, vs. CoFC (12/1/2011).....	19
T-3.	Alan Puckett, vs. VMI (2/1/1999).....	19
T-3.	Regan Truesdale vs. ETSU (3/10/1983).....	19
T-7.	Hayden Brown vs. Furman (2/26/2022).....	18
T-7.	Hayden Brown vs. ETSU (2/19/2022).....	18
T-7.	Regan Truesdale, vs. South Carolina (12/3/1984).....	18
T-10.	Hayden Brown vs. ETSU (3/4/2022).....	17
T-10.	Hayden Brown vs. Furman (2/26/2022).....	17
T-10.	Hayden Brown at Western Carolina (2/1/2021).....	17
T-10.	Virgil Stevens, vs. Columbia (11/28/1987).....	17
T-10.	Winston Hill, vs. NC A&T (12/2/23).....	17

## TOTAL REBOUNDS - SEASON

Rank	Name	Reb.
1.	Quentin Millora-Brown, 2023-24.....	300
2.	Mike Groselle, 2011-12.....	288
3.	Hayden Brown, 2021-22.....	286
4.	John Sutor, 1970-71.....	275
5.	Regan Truesdale, 1984-85.....	252
6.	J'Mel Everhart, 2005-06.....	236
7.	Mike Groselle, 2012-13.....	228
8.	Regan Truesdale, 1983-84.....	227
9.	Patrick Elmore, 1989-90.....	227
10.	Zane Najdawi, 2016-17.....	220

## TOTAL REBOUNDS - CAREER

Rank	Name	Reb.
1.	J'Mel Everhart, 2003-07.....	823
2.	Hayden Brown, 2017-22.....	742
3.	Mike Groselle, 2009-13.....	739
4.	Zane Najdawi, 2015-19.....	736
5.	Regan Truesdale, 1981-85.....	688
6.	Matt Newman, 1994-98.....	666
7.	Cameron Wells, 2007-11.....	657
8.	Cliff Washburn, 1998-02.....	632
9.	Demetrius Nelson, 2004-09.....	626
10.	Richard Johnson, 1972-76.....	611
10.	Max Mombollet, 2000-04.....	593



# MISCELLANEOUS INDIVIDUAL RECORDS



Marshall Harris, III



P.J. Boutte



Cameron Wells

### ASSISTS - SINGLE GAME (since 1989)

Rank	Player	Total
1.	Lew Stallworth, vs. Johnson (Fla.) (11/14/2018)	13
T-2.	Lew Stallworth, vs. UNCG (02/28/2019)	12
T-2.	Lew Stallworth, vs. High Point (11/27/18)	12
T-2.	Marshall Harris, III, vs. Georgia Southern (3/1/2014)	12
T-5.	Tyson Batiste, at Southeast Missouri (11/19/2019)	11
T-5.	Frankie Johnson, at Chattanooga (2/8/18)	11
T-5.	P.J. Boutte, vs. Air Force (12/2/2015)	11
T-5.	P.J. Boutte, vs. MA Christian (11/19/2015)	11
T-5.	Ashton Moore, vs. ETSU (2/26/2015)	11
T-5.	Bryan Patton, vs. Anderson (1/24/1998)	11
T-5.	Todd Holstein, vs. Youngstown State (1/31/1991)	11
T-12.	14 Players, last Lew Stallworth, at ETSU (02/14/2019)	10

### ASSISTS - SEASON

Rank	Name	Total
1.	Lew Stallworth, 2018-19	181
2.	Jimmy Tharpe, 1985-86	179
3.	P.J. Boutte, 2015-16	175
4.	Tyson Batiste, 2019-20	160
5.	Marshall Harris, III, 2012-13	155
6.	Johnny Smith, 1989-90	153
T-7.	Frankie Johnson, 2017-18	138
T-7.	Cameron Wells, 2010-11	138
9.	Kevin Hammack, 2002-03	134
10.	Cameron Wells, 2009-10	132

### ASSISTS - CAREER

Rank	Name	Total
1.	Cameron Wells, 2007-11	485
2.	Kevin Hammack, 2002-07	457
3.	Marshall Harris, III, 2011-15	438
4.	Jimmy Tharpe, 1982-86	387
5.	Leon Bryant, 1985-89	361
6.	Zach Urbanus, 2007-11	353
7.	Warren Sledge, 2013-17	322
8.	Ashton Moore, 2011-15	321
9.	Johnny Smith, 1986-90	319
10.	Lamar Wright, 1990-94	309

### FEWEST TURNOVERS - SEASON (Minimum 20 Games Played)

Rank	Name	Total
1.	Ben Cherry, 2009-10	1
2.	Bobby Duncan, 2015-16	3
3.	Xavier Starkes, 1981-82	4
T-4.	Dino Dogan, 2007-08	5
T-4.	Phillip Pandak, 2007-08	5
T-6.	Tyler Burgess, 2018-19	6
T-6.	Matt Roberts, 2008-09	6
T-6.	Ben Tobias, 2002-03	6
T-6.	Dan Gowdown, 1994-95	6
T-6.	Colby McAllister, 2023-24	6

### FEWEST TURNOVERS - CAREER (Minimum 50 Games Played)

Rank	Name	Total
T-1.	Matt Williamson, 1989-92	19
T-1.	James Bishop, 1985-89	19
3.	John Hargett, 1982-86	25
4.	Terry Tucker, 1979-82	34
5.	Daniel Eykyn, 2007-11	53
6.	Tyrell McDowell, 2007-09	54
7.	Andy Miller, 2002-06	55
T-8.	Tom Koopman, 2013-17	57
T-8.	Matt Clark, 2007-11	57
10.	Chris Diasparra, 2005-07	60


### ASSIST-TO-TURNOVER RATIO - SEASON (Minimum 90 Assists)

Rank	Name	A-TO	Ratio
1.	Leon Bryant, 1986-87	.98-36	2.72
2.	Warren Sledge, 2016-17	.113-42	2.69
3.	Leon Bryant, 1988-89	.118-48	2.46
4.	Mike Roy, 2000-01	.119-52	2.29
5.	Jimmy Tharpe, 1985-86	.179-82	2.18
6.	P.J. Boutte, 2015-16	.175-81	2.16
T-7.	Marshall Harris, III, 2012-13	.155-76	2.04
T-7.	Jimmy Tharpe, 1984-85	.110-54	2.04
9.	Marshall Harris, III, 2013-14	.155-76	2.02
10.	Frankie Johnson, 2016-17	.131-62	1.95

### ASSIST-TO-TURNOVER RATIO - CAREER (Minimum 90 Assists)

Rank	Name	A-TO	Ratio
1.	Leon Bryant, 1985-89	.361-166	2.17
2.	Warren Sledge, 2013-17	.322-155	2.07
3.	Frankie Johnson, 2016-18	.259-135	1.92
4.	Tyson Batiste, 2019-20	.160-86	1.86
5.	Jimmy Tharpe, 1982-86	.387-219	1.77
6.	Lew Stallworth, 2018-19	.181-104	1.74
7.	Marshall Harris, III, 2011-15	.361-204	1.70
8.	Preston Parks, 2016-Pres.	.116-78	1.60
9.	Cameron Wells, 2007-11	.485-307	1.58
T-10.	Zach Urbanus, 2007-11	.261-168	1.55
T-10.	Johnny Smith, 1986-90	.319-206	1.55

# MISCELLANEOUS INDIVIDUAL RECORDS



Gregg Jones



Warren Sledge



Zane Najdawi

## BLOCKED SHOTS - SINGLE GAME (since 1989)

Rank	Player	Blocks
1.	Kirill Misyuchenko, vs. Wingate (12/14/1996).....	10
T-2.	Kirill Misyuchenko, vs. Georgia Southern (2/12/1996) ...	8
T-2.	Scott Van Schaardenburg, vs. Duke (1/16/1991).....	8
4.	Zane Najdawi, vs. Samford (02/23/2019).....	7
T-5.	Stephen Clark, vs. Western Carolina (1/5/2022).....	6
T-5.	Zane Najdawi, vs. Johnson (Fla.) (11/14/18).....	6
T-5.	Zane Najdawi, vs. Western Carolina (12/30/17).....	6
T-5.	Zane Najdawi, vs. ETSU (2/18/2016).....	6
T-5.	P.J. Horgan, vs. Chattanooga (12/11/2014).....	6
T-5.	Kirill Misyuchenko, vs. Francis Marion (11/14/1997).....	6
T-5.	Kirill Misyuchenko, vs. Charleston Southern (12/21/1996).....	6
T-5.	Kirill Misyuchenko, vs. Chattanooga (2/24/1996).....	6
T-5.	Kirill Misyuchenko, vs. Western Carolina (1/27/1996)....	6
T-5.	Quentin Millora-Brown, vs. CoFC (12/14/23).....	6

## BLOCKED SHOTS - SEASON

Rank	Name	Total
1.	Kirill Misyuchenko, 1996-97.....	83
2.	Stephen Clark, 2021-22.....	75
3.	Kirill Misyuchenko, 1997-98.....	67
4.	Kirill Misyuchenko, 1995-96.....	65
5.	Zane Najdawi, 2015-16.....	60
6.	Zane Najdawi, 2018-19.....	59
7.	Stephen Clark, 2022-23.....	58
T-8.	Gregg Jones, 2002-03.....	47
T-8.	Quentin Millora-Brown, 2023-24.....	47
T-10.	Warren McLendon, 2004-05.....	46
T-10.	Stephen Clark, 2020-21.....	46

## BLOCKED SHOTS - CAREER

Rank	Name	Total
1.	Kirill Misyuchenko, 1995-98.....	215
2.	Zane Najdawi, 2015-19.....	199
3.	Stephen Clark, 2019-23.....	195
4.	Gregg Jones, 1999-03.....	148
5.	Stephen Clark, 2019-present.....	137
6.	Matt Newman, 1994-98.....	114
7.	Shawn Brown, 1981-85.....	103
8.	Robert Dalley, 1989-93.....	77
9.	Scott Van Schaardenburg, 1989-93.....	76
10.	J'Mel Everhart, 2003-07.....	74

## STEALS - SINGLE GAME (since 1989)

Rank	Player	Total
1.	Elijah Morgan, vs. VMI (2/17/24).....	9
T-2.	Preston Parks, vs. Johnson (11/13/2016).....	8
T-2.	Kevin Hammack, vs. Navy (12/30/2004).....	8
T-4.	Kevin Hammack, vs. Southern Cal (11/21/2006).....	7
T-4.	Kenny Milford, vs. Western Carolina (1/12/2002).....	7
T-4.	Mike Roy, vs. Toccoa Falls (11/23/1998).....	7
T-4.	Chad Leonard, vs. Clemson (12/18/1994).....	7
T-8.	Preston Parks, vs. Wofford (1/2/2017).....	6
T-8.	Mike Groselle, vs. Western Carolina (2/16/2012).....	6
T-8.	Mike Groselle, vs. Davidson (2/9/2012).....	6
T-8.	Matt Davis, vs. Savannah State (2/7/2006).....	6
T-8.	Kevin Hammack, vs. Appalachian State (2/1/2003).....	6
T-8.	Kenny Milford, vs. Emmanuel (1/7/2002).....	6
T-8.	Travis Cantrell, vs. VMI (2/18/2002).....	6
T-8.	Mike Roy, vs. Furman (2/17/2001).....	6

## STEALS - SEASON

Rank	Name	Total
1.	Chad Leonard, 1994-95.....	68
2.	Preston Parks, 2016-17.....	60
T-3.	Frankie Johnson, 2017-18.....	57
T-3.	Kevin Hammack, 2006-07.....	57
5.	Kevin Hammack, 2004-05.....	56
T-6.	Kevin Hammack, 2003-04.....	55
T-6.	Jimmy Tharpe, 1985-86.....	55
T-8.	Randy Nesbit, 1979-80.....	54
T-8.	Elijah Morgan, 2022-23.....	54
T-10.	Johnny Smith, 1989-90.....	52

## STEALS - CAREER

Rank	Name	Total
1.	Kevin Hammack, 2002-07.....	223
2.	Cameron Wells, 2007-11.....	187
3.	Lamar Wright, 1990-94.....	141
4.	Chad Leonard, 1992-95.....	137
T-5.	Jimmy Smith, 1986-90.....	132
T-5.	Jimmy Tharpe, 1982-86.....	132
T-7.	Mike Roy, 1997-01.....	130
T-7.	Regan Truesdale, 1981-85.....	130
9.	Alan Puckett, 1998-02.....	118
10.	Quayson Williams, 2015-19.....	117

## MINUTES PLAYED - SEASON

Rank	Name	Total
1.	Zach Urbanus, 2010-11.....	1,174
2.	Zach Urbanus, 2009-10.....	1,153
3.	Cameron Wells, 2010-11.....	1,145
4.	Zach Urbanus, 2008-09.....	1,143
5.	Cameron Wells, 2008-09.....	1,137
6.	Cameron Wells, 2009-10.....	1,131
7.	Ashton Moore, 2014-15.....	1,129
8.	Jason Roche, 2021-22.....	1,122
9.	Ashton Moore, 2013-14.....	1,070
10.	Matt Van Scyoc, 2013-14.....	1,062

## MINUTES PLAYED - CAREER

Rank	Name	Total
1.	Zach Urbanus, 2007-11.....	4,529
2.	Cameron Wells, 2007-11.....	4,463
3.	J'Mel Everhart, 2003-07.....	3,643
4.	Kevin Hammack, 2002-07.....	3,625
5.	Austin Dahn, 2007-11.....	3,607
6.	Ashton Moore, 2011-15.....	3,497
7.	Leon Bryant, 1985-89.....	3,496
8.	Lamar Wright, 1990-94.....	3,330
9.	Alan Puckett, 1998-02.....	3,175
10.	Zane Najdawi, 2015-19.....	3,056



# SEASON-BY-SEASON INDIVIDUAL LEADERS

## SCORING

Season	Name	GP-GS	Pts.	Avg.
1920-21	O'Shaughnessy	15	120	8.0
1921-22	O'Shaughnessy	1911	144	13.1
1922-23	Monteith	10	103	10.3
1923-24	O'Shaughnessy	10	73	7.3
1924-25	Douglas	12	184	15.3
1925-26	Douglas	15	161	10.7
1926-27	Douglas	19	251	13.2
1927-28	Johnson	17	246	14.5
1928-29	Johnson	16	201	12.6
1929-30	Tiedeman	20	249	12.5
1930-31	Willard	14	67	4.8
1931-32	Suhrstedt	19	112	5.9
1932-33	Quarterman	15	137	9.1
1933-34	McAlister	15	132	8.8
1934-35	McAlister	14	114	8.1
1935-36	McNeill	12	106	8.8
1936-37	Walker	19	127	6.7
1937-38	Jake Burrows	18	192	10.7
1938-39	Jake Burrows	18	254	14.1
1939-40	Jake Burrows	17	165	9.7
1940-41	Edward Lockwood	14	128	9.1
1941-42	John Shumate	16	137	8.6
1942-43	John Shumate	12	150	12.5
1944-45	Schutte	14	203	14.5
1945-46	Ernie Stroman	18	201	11.2
1946-47	Gene Foxworth	15	125	8.3
1947-48	Ernie Stroman	17	187	11.0
1948-49	Ernie Stroman	16	182	11.4
1949-50	Dick Zelinski	19	231	12.2
1950-51	Chester Szymanski	17	288	16.9
1951-52	Bob Fischer	27	306	11.3
1952-53	Bob Fischer	18	391	21.7
1953-54	Dick Shockley	20	298	14.9
1954-55	Al White	19	172	9.1
1955-56	Dick Harmening	19	243	12.8
1956-57	Richard Weeks	25	404	16.2
1957-58	Art Musselman	27	425	15.7
1958-59	Art Musselman	20	322	16.1
1959-60	Art Musselman	23	407	17.7
1960-61	Gary Daniels	25	581	23.2
1961-62	Gary Daniels	23	550	23.9
1962-63	Richard Martini	23	326	10.7
1963-64	Larry Hitchcock	21	306	14.6
1964-65	Herwig Baumann	25	375	15
1965-66	Herwig Baumann	23	425	18.5
1966-67	John DeBrosse	25	360	14.4
1967-68	Tee Hooper	24	380	15.8
1968-69	Tee Hooper	25	434	17.4
1969-70	Jerry Hirsch	24	471	19.6
1970-71	Ben Ledbetter	24	320	13.3
1971-72	Steve Fishel	25	374	14.9
1972-73	Steve Fishel	25	458	18.3
1973-74	Rodney McKeever	23	346	15.0
1974-75	Rodney McKeever	20	459	23.0
1975-76	Rodney McKeever	27	553	20.5
1976-77	Rick Swing	27-27	448	16.6
1977-78	Rick Swing	27-27	360	13.3
1978-79	Tom Slawson	27	461	17.1
1979-80	Tom Slawson	27-27	416	15.4
1980-81	Wells Holland	26-23	282	10.8
1981-82	Felipe de las Pozas	28-27	377	13.5
1982-83	Felipe de las Pozas	28-27	462	16.5
1983-84	Regan Truesdale	28-28	617	22.0
1984-85	Regan Truesdale	29-29	624	21.5
1985-86	Craig Bardo	28-28	463	16.5
1986-87	Craig Burgess	28-28	492	17.6
1987-88	Kent Hill	28-28	403	14.4

1988-89	Patrick Elmore	28-6	503	18.0
1989-90	Patrick Elmore	25-24	520	20.8
1990-91	Ted Mosay	28-28	491	17.5
1991-92	Andre Harris	28-18	414	14.8
1992-93	Terry Campbell	27-17	254	9.4
1992-93	Lamar Wright	27-23	254	9.4
1993-94	Reggie Jones	27-26	360	13.3
1993-94	David Stevens	27-26	360	13.3
1994-95	Moncrief Michael	27-25	373	13.8
1995-96	Noy Castillo	25-25	349	14.0
1996-97	Virgil Stevens	26-25	374	14.4
1997-98	Jamie Jenkins	27-26	396	14.7
1998-99	Ron Shiver	27-13	283	8.8
1999-00	Alan Puckett	29-29	358	12.3
2000-01	Travis Cantrell	28-21	356	12.7
2001-02	Travis Cantrell	29-29	482	16.6
2002-03	Max Mombollet	28-16	336	12.0
2003-04	Dante Terry	28-27	316	11.3
2004-05	Warren McLendon	27-25	346	12.8
2005-06	Dante Terry	31-31	392	12.6
2006-07	Kevin Hammack	30-30	390	13.0
2007-08	Cameron Wells	30-30	432	14.4
2008-09	Demetrius Nelson	33-32	540	16.4
2009-10	Cameron Wells	32-32	551	17.2
2010-11	Cameron Wells	32-32	552	17.3
2011-12	Mike Groselle	30-30	501	16.7
2012-13	Mike Groselle	30-30	468	15.6
2013-14	Matt Van Scyoc	33-33	473	14.3
2014-15	Ashton Moore	30-30	541	18.0
2015-16	Derrick Henry	32-14	517	16.2
2016-17	Preston Parks	30-9	543	18.1
2017-18	Zane Najdawi	31-31	479	15.5
2018-19	Lew Stallworth	29-29	586	20.2
2019-20	Kaelon Harris	29-16	414	14.3
2020-21	Hayden Brown	24-24	451	18.8
2021-22	Hayden Brown	30-30	563	18.8
2022-23	Stephen Clark	32-32	521	16.3
2023-24	AJ Smith	29-29	471	16.2
2024-25	Brody Fox	30-30	500	16.7

## 3-POINT FIELD GOALS MADE

Season	Name	3FGM
1986-87	Craig Bardo	77
1987-88	Ryan Nesbit	40
1988-89	Ed Conroy	49
1989-90	Ryan Nesbit	73
1990-91	Aaron Nichols	72
1991-92	Terry Campbell	30
1992-93	Terry Campbell	39
1993-94	David Stevens	63
1994-95	Noy Castillo	96
1995-96	Noy Castillo	57
1996-97	Jamie Jenkins	49
1997-98	Jamie Jenkins	54
1998-99	Alan Puckett	55
1999-00	Alan Puckett	71
2000-01	Travis Cantrell	67
2001-02	Travis Cantrell	102
2002-03	Clyde Wormley	52
2003-04	Dante Terry	63
2004-05	Donny McLendon	47
2005-06	Dante Terry	56
2006-07	Donny McLendon	72
2007-08	Austin Dahn	79
2008-09	Zach Urbanus	75
2009-10	Zach Urbanus	83
2010-11	Zach Urbanus	64
2011-12	Lawrence Miller	50
2012-13	Matt Van Scyoc	58

2013-14	Ashton Moore	70
2014-15	Ashton Moore	79
2015-16	Warren Sledge	65
2015-16	Quayson Williams	65
2016-17	Preston Parks	77
2017-18	Matt Frierson	114
2018-19	Matt Frierson	104
2019-20	Fletcher Abee	80
2020-21	Kaiden Rice	92
2021-22	Jason Roche	110
2022-23	Stephen Clark	102
2023-24	Elijah Morgan	84
2024-25	Christian Moore	45

## 3-POINT FIELD GOAL PERCENTAGE

(Minimum 10 Attempts)

Season	Name	3FG-A	Pct.
1980-81	Felipe de las Pozas	14-41	.341
1981-82	Felipe de las Pozas	4-14	.286
1982-83	Felipe de las Pozas	34-76	.447
1983-84	Jimmy Tharpe	14-30	.467
1986-87	Ryan Nesbit	30-72	.417
1987-88	Leon Bryant	32-72	.444
1988-89	Johnny Smith	17-32	.531
1989-90	Patrick Elmore	24-56	.429
1990-91	Aaron Nichols	72-161	.447
1991-92	Todd Holstein	12-32	.375
1992-93	Terry Campbell	39-109	.358
1993-94	David Stevens	63-170	.371
1994-95	Mike Roberts	12-32	.375
1995-96	Jonathan Kunz	33-85	.388
1996-97	Jamie Jenkins	149-132	.371
1997-98	Jonathan Kunz	12-31	.387
1998-99	Alan Puckett	55-113	.487
1999-00	Alan Puckett	71-166	.428
2000-01	Alan Puckett	62-154	.403
2001-02	Michael Joseph	17-42	.405
2002-03	Dante Terry	30-83	.361
2003-04	Erick Wilson	42-112	.375
2004-05	Matt Davis	27-73	.370
2005-06	Mark Schiavoni	25-60	.417
2006-07	Jonathan Brick	13-36	.361
2007-08	Zach Urbanus	73-165	.442
2008-09	Zach Urbanus	75-170	.441
2009-10	Zach Urbanus	83-202	.411
2010-11	Daniel Eykyn	9-19	.474
2011-12	Lawrence Miller	50-120	.414
2012-13	C.J. Bray	6-11	.545
2013-14	Warren Sledge	9-21	.429
2014-15	Marshall Harris, III	22-44	.500
2015-16	Warren Sledge	65-171	.380
2016-17	Brian White	26-60	.433
2017-18	Zane Najdawi	244-108	.407
2018-19	Connor Kern	49-127	.386
2019-20	Hayden Brown	8-19	.421
2020-21	Jerry Higgins III	6-10	.600
2021-22	Jason Roche	110-277	.397
2022-23	Jackson Price	22-50	.440
2023-24	Colby McAllister	11-24	.458
2024-25	Colby McAllister	39-112	.348

## FREE THROW PERCENTAGE

(Minimum 75 Attempts)

Season	Name	FGM-A	Pct.
1949-50	Dick Zelinski	45-62	.726
1950-51	Chester Szymanski	52-80	.650
1951-52	William Britt	43-64	.672
1952-53	Bob Fischer	90-127	.709
1953-54	Dick Shockley	81-83	.976

# SEASON-BY-SEASON INDIVIDUAL LEADERS



1954-55	Rubin	58-94	.617	2023-24	Elijah Morgan	80-90	.889
1955-56				2024-25	Sola Adebisi	53-80	.663
1956-57	Dick Wherry	124-181	.685	<b>REBOUNDING</b>			
1957-58	Robert Blackledge	74-106	.698	<b>Name                      OR      DR      Tot.</b>			
1958-59	Dick Wherry	59-78	.756	1969-70	Mike Ruddle		175
1959-60	Ray Graves	84-114	.737	1970-71	John Sutor		275
1960-61	Keith Stowers	76-110	.691	1971-72	John Sutor		216
1961-62	Gary Daniels	210-264	.795	1972-73	Oscar Scott		157
1962-63	Richard Martini	108-124	.871	1973-74	Richard Johnson		169
1963-64	Larry Hitchcock	56-78	.718	1974-75	Ricky Day		126
1964-65	Herwig Baumann	57-75	.760	1975-76	Richard Johnson		204
1965-66	Herwig Baumann	91-102	.892	1976-77	Bob Jacobs		181
1966-67	Pat Conroy	87-120	.725	1977-78	Tom Slawson		141
1967-68	Al Kroboth	87-113	.770	1978-79	Tom Slawson		177
1968-69	Tee Hooper	96-118	.814	1979-80	Tom Slawson		212
1969-70	Jerry Hirsch	71-88	.807	1980-81	Louie Gilbert	48	69
1970-71	Ben Ledbetter	66-80	.825	1981-82	Gerald Toney	61	121
1971-72	Cal Hayslip	63-82	.768	1982-83	Regan Truesdale	83	89
1972-73	Chuck Cordell	69-78	.885	1983-84	Regan Truesdale	107	120
1973-74	Greg Weber	65-89	.730	1984-85	Regan Truesdale	103	149
1974-75	Rodney McKeever	89-132	.674	1985-86	Craig Burgess	72	104
1975-76	Rodney McKeever	103-151	.682	1985-86	Kent Hill	79	97
1976-77	Rick Swing	108-135	.800	1986-87	Craig Burgess	80	127
1977-78	Rick Swing	66-94	.702	1987-88	Kent Hill	101	106
1978-79	Rick Swing	81-101	.802	1988-89	James Stevens	72	111
1979-80	Randy Nesbit	74-80	.925	1989-90	Patrick Elmore	75	151
1980-81	Louie Gilbert	56-84	.667	1990-91	Ted Mosay	81	119
1981-82	Louie Gilbert	121-149	.812	1991-92	Robert Dalley	56	101
1982-83	Felipe de las Pozas	64-81	.790	1992-93	Reggie Jones	52	103
1983-84	Patrick Elmore	60-81	.741	1993-94	Moncrief Michael	76	98
1984-85	Jimmy Tharpe	87-101	.861	1994-95	Matt Newman	67	120
1985-86	Craig Bardo	65-78	.833	1995-96	Matt Newman	43	100
1986-87	Craig Burgess	98-132	.742	1996-97	Kirill Misyuchenko	80	116
1987-88	Kent Hill	119-192	.620	1997-98	Kirill Misyuchenko	66	127
1988-89	Ed Conroy	67-81	.827	1998-99	Ron Shiver	48	110
1989-90	Johnny Smith	58-80	.725	1999-00	Cliff Washburn	58	98
1990-91	Todd Holstein	70-85	.824	2000-01	Cliff Washburn	63	92
1991-92	Todd Holstein	63-86	.733	2001-02	Cliff Washburn	57	130
1992-93	Lamar Wright	66-96	.688	2002-03	Max Mombollet	51	120
1993-94	Reggie Jones	88-125	.704	2003-04	J'Mel Everhart	85	111
1994-95	Chad Leonard	75-105	.714	2004-05	J'Mel Everhart	83	132
1995-96	Noy Castillo	68-83	.819	2005-06	J'Mel Everhart	96	140
1996-97	Virgil Stevens	109-163	.669	2006-07	J'Mel Everhart	72	104
1997-98	Jamie Jenkins	70-86	.814	2007-08	Cameron Wells	22	131
1998-99	Cliff Washburn	52-92	.565	2008-09	Demetrius Nelson	68	147
1999-00	Alan Puckett	63-86	.733	2009-10	Cameron Wells	39	142
2000-01	Travis Cantrell	67-80	.838	2010-11	Mike Groselle	74	124
2001-02	Travis Cantrell	92-103	.893	2011-12	Mike Groselle	117	171
2002-03	Romas Krywonis	59-86	.686	2012-13	Mike Groselle	93	135
2003-04	Max Mombollet	71-92	.772	2013-14	Brian White	51	130
2004-05	Kevin Hammack	95-127	.748	2014-15	P.J. Horgan	73	123
2005-06	Dante Terry	84-117	.718	2015-16	Zane Najdawi	54	88
2006-07	Kevin Hammack	89-126	.706	2016-17	Zane Najdawi	93	127
2007-08	Cameron Wells	64-98	.653	2017-18	Zane Najdawi	37	118
2008-09	Cameron Wells	109-135	.807	2018-19	Zane Najdawi	74	145
2009-10	Cameron Wells	142-164	.866	2019-20	Kaelon Harris	50	149
2010-11	Cameron Wells	139-168	.827	2020-21	Hayden Brown	55	197
2011-12	DeVontae Wright	60-87	.690	2021-22	Hayden Brown	67	219
2012-13	Marshall Harris, III	70-85	.824	2022-23	Stephen Clark	49	160
2013-14	Matt Van Scyoc	117-136	.860	2023-24	Quentin Millora-Brown	102	198
2014-15	Ashton Moore	116-135	.859	2024-25	Sola Adebisi	52	117
2015-16	Derrick Henry	172-218	.789				169
2016-17	Warren Sledge	66-78	.846				
2017-18	Matt Frierson	67-75	.893				
2018-19	Lew Stallworth	108-146	.740				
2019-20	Kaelon Harris	112-153	.732				
2020-21	Hayden Brown	107-152	.704				
2021-22	Hayden Brown	116-185	.627				
2022-23	Madison Durr	66-89	.742				



# INDIVIDUAL SINGLE GAME RECORDS - TOP-25 OPPONENTS

## MOST POINTS (min. 20 points)

Rank	No.	Player, Opponent (Date)
1.	28	Cameron Wells, #23 Texas A&M (12/19/2009)
T-2.	27	Robert Dalley, #13 Duke (1/3/1990)
T-2.	27	Mike West, vs. #5 Davidson (1/13/1964)
4.	26	Regan Truesdale, #1 North Carolina (2/4/1984)
5.	24	Regan Truesdale, #13 North Carolina (2/1/1985)
6.	23	Clem Hartley, #10 Davidson (1/11/1965)
7.	22	Steve Fishel, #11 Virginia (12/30/1971)
8.	21	Kent Hill, #4 North Carolina (12/17/1987)
9.	20	Leon Bryant, #13 Kansas (12/22/1986)

## DOUBLE-DOUBLES

Player	Nos., Opponent (Date)
William Gallman	11 pts., 14 rebs., #6 South Carolina (11/21/1997)
Matt Newman	10 pts., 10 rebs., #3 Wake Forest (11/25/1996)
Regan Truesdale	26 pts., 12 rebs., #1 North Carolina (2/4/1984)

## MOST FIELD GOALS MADE (min. 8 made FGs)

Rank	No.	Player, Opponent (Date)
1.	13	Patrick Elmore, #13 Duke (1/3/1990)
T-2.	12	Regan Truesdale, #1 North Carolina (2/4/1984)
T-2.	12	Mike West, #5 Davidson (1/13/1964)
4.	11	Cameron Wells, #12 Michigan State (12/7/2010)
T-5.	10	Leon Bryant, #13 Kansas (12/22/1986)
T-5.	10	Regan Truesdale, #13 North Carolina (2/1/1985)
7.	9	Steve Fishel, #11 Virginia (12/30/1971)
T-8.	8	Cameron Wells, #8 West Virginia (11/24/2009)
T-8.	8	Ted Mosay, #19 ETSU (3/1/1991)
T-8.	8	Ted Mosay, #12 Duke (1/16/1991)
T-8.	8	Felipe de las Pozas, #17 N.C. State (2/5/1982)
T-8.	8	Dick Martini, #5 Davidson (2/20/1965)
T-8.	8	Charlie Madrazo, #5 West Virginia (12/1/1962)

## MOST FIELD GOALS ATTEMPTED (min. 15 FGAs) / (since 1975)

Rank	No.	Player, Opponent (Date)
T-1.	19	Cameron Wells, #23 Texas A&M (12/19/2009)
T-1.	19	David Stevens, #6 Duke (12/1/1993)
T-1.	19	Patrick Elmore, #13 Duke (1/3/1990)
T-1.	19	Craig Bardo, #1 North Carolina (12/22/1985)
5.	18	Reggie Jones, #6 Duke (12/1/1993)
T-6.	17	Cameron Wells, #8 West Virginia (11/24/2009)
T-6.	17	Terry Campbell, #6 Duke (12/1/1993)
8.	16	Leon Bryant, #1 Duke (11/26/1988)
T-9.	15	Austin Dahn, #19 Michigan State (12/17/2008)
T-9.	15	Cameron Wells, #7 Washington State (12/20/2007)
T-9.	15	Virgil Stevens, #6 South Carolina (11/21/1997)
T-9.	15	Terry Campbell, #19 ETSU (3/1/1991)
T-9.	15	Patrick Elmore, #1 Duke (11/26/1988)
T-9.	15	Felipe de las Pozas, #17 N.C. State (2/5/1982)
T-9.	15	Rodney McKeever, #13 N.C. State (11/29/1975)

## MOST FREE THROWS MADE (min. 8 made FTs)

Rank	No.	Player, Opponent (Date)
1.	11	Willie Taylor, #4 Davidson (1/25/1969)
T-2.	9	Kent Hill, #4 North Carolina (12/17/1987)
T-2.	9	Clem Hartley, #10 Davidson (1/11/1965)

## MOST FREE THROWS ATTEMPTED (min. 10 FTAs)

Rank	No.	Player, Opponent (Date)
1.	13	Clem Hartley, #10 Davidson (1/11/1965)
2.	12	Willie Taylor, #4 Davidson (1/25/1969)
3.	10	Kent Hill, #4 North Carolina (12/17/1987)

## MOST 3-POINT FIELD GOALS MADE (min. 4 made 3FGs) / (since 1983)

Rank	No.	Player, Opponent (Date)
T-1.	5	Brent Davis, #5 Duke (11/22/2021)
T-1.	5	Kevin Hammack, #11 Maryland (11/27/2002)
T-1.	5	Austin Dahn, #19 Michigan State (12/17/2008)
T-4.	4	Hayden Brown, #5 Duke (11/22/2021)
T-4.	4	Matt Frierson, #22 Clemson (11/6/2018)
T-4.	4	Matt Frierson, #20 Iowa State (11/20/2016)
T-4.	4	Quayson Williams, #20 Iowa State (11/20/2016)
T-4.	4	Zach Urbanus, #12 Michigan State (12/7/2009)
T-4.	4	Zach Urbanus, #8 West Virginia (11/29/2009)
T-4.	4	Zach Urbanus, #7 Washington State (12/20/2007)
T-4.	4	Alan Puckett, #22 College of Charleston (2/6/1999)
T-4.	4	Jamie Jenkins, #3 Wake Forest (11/25/1996)
T-4.	4	Terry Campbell, #8 North Carolina (2/18/1991)

## MOST 3-POINT FIELD GOALS ATTEMPTED (min. 7 3FGAs) / (since 1983)

Rank	No.	Player, Opponent (Date)
T-1.	11	Connor Schroeder, #24 Butler (11/14/2015)
T-1.	11	Quayson Williams, #24 Butler (11/14/2015)
T-3.	10	Matt Frierson, #22 Clemson (11/6/2018)
T-3.	10	Quayson Williams, #20 Iowa State (11/20/2016)
T-3.	10	Austin Dahn, #19 Michigan State (12/17/2008)
T-6.	9	Jamie Jenkins, #3 Wake Forest (11/25/1996)
T-6.	9	David Stevens, #6 Duke (12/1/1993)
T-8.	8	Matt Frierson, #20 Iowa State (11/20/2016)
T-8.	8	Kevin Hammack, #11 Maryland (11/27/2002)
T-8.	8	Terry Campbell, #8 North Carolina (2/18/1991)
T-11.	7	Preston Parks, #20 Iowa State (11/20/2016)
T-11.	7	Zach Urbanus, #12 Michigan State (12/7/2009)
T-11.	7	Alan Puckett, #22 College of Charleston (2/6/1999)
T-11.	7	Noy Castillo, #19 Wake Forest (12/20/1994)
T-11.	7	Terry Campbell, #6 Duke (12/1/1993)

## MOST OFFENSIVE REBOUNDS (min. 4 Off. Rebs.) / (since 1990)

Rank	No.	Player, Opponent (Date)
T-1.	7	Moncrief Michael, #19 Wake Forest (12/20/1994)
T-1.	7	Todd Holstein, #16 ETSU (11/14/1991)

# INDIVIDUAL SINGLE GAME RECORDS - TOP-25 OPPONENTS



3.	6	.....	Ryan Sears, #22 College of Charleston (2/6/1999)
T-4.	5	.....	Kirill Misyuchenko, #6 South Carolina (2/6/1999)
T-4.	5	.....	Matt Newman, #3 Wake Forest (11/25/1996)
T-6.	4	.....	Bryan Streeter, #19 Michigan State (12/17/2008)
T-6.	4	.....	Todd Holstein, #13 ETSU (2/9/1991)

## MOST DEFENSIVE REBOUNDS (min. 7 Def. Rebs.) / (since 1990)

Rank	No.	Player, Opponent (Date)
1.	9	..... Terry Campbell, #6 Duke (12/1/1993)

## MOST TOTAL REBOUNDS (min. 10 Total Rebs.) / (since 1975)

Rank	No.	Player, Opponent (Date)
T-1.	12	..... Regan Truesdale, #13 North Carolina (2/1/1985)
T-1.	12	..... Regan Truesdale, #1 North Carolina (2/4/1984)
T-1.	12	..... Tom Slawson, #11 North Carolina (2/1/1980)
4.	11	..... Jimmy Tharpe, #13 North Carolina (2/1/1985)
T-5.	10	..... Ryan Sears, #22 College of Charleston (2/6/1999)
T-5.	10	..... Kirill Misyuchenko, #6 South Carolina (11/21/1997)
T-5.	10	..... Matt Newman, #3 Wake Forest (11/25/1996)
T-5.	10	..... Terry Campbell, #6 Duke (12/1/1993)

## MOST ASSISTS (min. 5 Assists) / (since 1990)

Rank	No.	Player, Opponent (Date)
1.	8	..... Johnny Smith, #13 Duke (1/3/1990)
2.	7	..... Tyler Moffe, #5 Duke (11/22/2021)
T-3.	6	..... Preston Parks, #20 Iowa State (11/20/2016)
T-3.	6	..... Cameron Wells, #19 Michigan State (12/17/2008)
T-3.	6	..... Lamar Wright, #19 ETSU (3/1/1991)
T-6.	5	..... Cameron Wells, #12 Michigan State (12/7/2009)
T-6.	5	..... Zach Urbanus, #19 Michigan State (12/17/2008)
T-6.	5	..... Jon Brick, #7 Washington State (12/20/2007)
T-6.	5	..... Kenny Milford, #11 Maryland (11/27/2002)
T-6.	5	..... Todd Holstein, #22 Wake Forest (11/25/1991)
T-6.	5	..... Ted Mosay, #13 ETSU (2/9/1991)

## MOST BLOCKS (min. 2 Blocks) / (since 1991)

Rank	No.	Player, Opponent (Date)
1.	8	..... Scott Van Schaardenburg, #12 Duke (1/16/1991)
2.	4	..... Kirill Misyuchenko, #3 Wake Forest (11/25/1996)
T-3.	2	..... Stephen Clark, #5 Duke (11/22/2021)
T-3.	2	..... Owen Spencer, #5 Duke (11/22/2021)
T-3.	2	..... Max Mombollet, #11 Maryland (11/27/2002)
T-3.	2	..... Rod Shiver, #22 College of Charleston (2/6/1999)
T-3.	2	..... Kirill Misyuchenko, #6 South Carolina (11/21/1997)
T-3.	2	..... Matt Newman, #19 Wake Forest (12/20/1994)
T-3.	2	..... Terry Campbell, #6 Duke (12/1/1993)
T-3.	2	..... Terry Campbell, #25 Nebraska (12/7/1992)

## MOST STEALS (min. 3 Steals) / (since 1990)

Rank	No.	Player, Opponent (Date)
1.	5	..... Cameron Wells, #19 Michigan State (12/17/2008)
T-2.	4	..... Chad Leonard, #19 Wake Forest (12/20/1994)
T-2.	4	..... Todd Holstein, #19 ETSU (3/1/1991)
T-4.	3	..... Austin Dahn, #23 Texas A&M (12/19/2009)
T-4.	3	..... Cameron Wells, #8 West Virginia (11/24/2009)
T-4.	3	..... Tyrell McDowell, #7 Washington State (12/20/2007)
T-4.	3	..... Boikai Bragg, #8 North Carolina (2/18/1991)

## MOST TURNOVERS (since 1990)

Rank	No.	Player, Opponent (Date)
1.	10	..... Lamar Wright, #8 North Carolina (2/18/1991)
2.	8	..... Cameron Wells, #8 West Virginia (11/24/2009)
T-3.	7	..... Virgil Stevens, #6 South Carolina (11/21/1997)
T-3.	7	..... Todd Holstein, #8 North Carolina (2/18/1991)
T-5.	6	..... Romas Krywomis, #11 Maryland (11/27/2002)
T-5.	6	..... Bryan Patton, #6 South Carolina (11/21/1997)
T-5.	6	..... Lamar Wright, #13 Duke (1/3/1990)
T-8.	5	..... Lew Stallworth, #22 Clemson (11/6/2018)
T-8.	5	..... Quinton Marshall, #24 Butler (11/14/2015)
T-8.	5	..... Cameron Wells, #19 Michigan State (12/17/2008)
T-8.	5	..... Kevin Hammack, #11 Maryland (11/27/2002)
T-8.	5	..... Scott Van Schaardenburg, #25 Nebraska (12/7/1992)
T-8.	5	..... Aaron Nichols, #16 ETSU (1/14/1991)
T-8.	5	..... Ryan Nesbit, #5 Duke (1/5/1990)
T-15.	4	..... 16 Times, Last P.J. Boutte, #24 Butler (11/14/2015)



# INDIVIDUAL GAME RECORDS - SOCON TOURNAMENT

## MOST POINTS SCORED (min. 20 points or more)

Rank	No.	Player	Opponent (Date)
1.	34	Gary Daniels	George Washington (3/3/1961)
2.	32	Regan Truesdale	Appalachian State (3/1/1985)
3.	31	Patrick Elmore	ETSU (3/3/1989)
4.	30	Donny McClendon	Appalachian State (3/2/2005)
T-5.	29	Craig Burgess	Furman (2/27/1987)
T-5.	29	Felipe de las Pozas	ETSU (3/10/1983)
T-5.	29	Rick Swing	Furman (3/3/1979)
T-8.	27	Hayden Brown	ETSU (3/4/2022)
T-8.	27	Preston Parks	Western Carolina (3/3/2017)
T-8.	27	Reggie Jones	Furman (3/3/1994)
T-8.	27	Rodney McKeever	East Carolina (3/1/1975)
T-8.	27	Doug Bridges	Richmond (3/2/1967)
T-8.	27	Gary Daniels	Virginia Tech (3/1/1962)

## DOUBLE-DOUBLES

Player	Nos.	Opponent (Date)
Quentin Millora-Brown	13 pts., 12 rebs.	MER (3/8/2024)
Hayden Brown	27 pts., 17 rebs.	ETSU (3/4/2022)
Hayden Brown	19 pts., 13 rebs.	Western Carolina (3/5/2021)
Zane Najdawi	15 pts., 11 rebs.	Samford (3/8/2019)
Mike Groselle	12 pts., 12 rebs.	Elon (3/4/2011)
Romas Krywonis	11 pts., 10 rebs.	VMI (2/28/2002)
Ryan Sears	12 pts., 10 rebs.	ETSU (2/25/1999)
Matt Newman	17 pts., 13 rebs.	ETSU (3/3/1995)
Moncrief Michael	16 pts., 10 rebs.	Furman (3/3/1994)
Patrick Elmore	28 pts., 10 rebs.	Chattanooga (2/26/1990)
Patrick Elmore	31 pts., 12 rebs.	ETSU (3/3/1989)
Kent Hill	12 pts., 11 rebs.	Marshall (3/4/1988)
Craig Burgess	29 pts., 11 rebs.	Furman (2/27/1987)
Craig Burgess	14 pts., 12 rebs.	Marshall (3/2/1985)
Regan Truesdale	23 pts., 11 rebs.	Marshall (3/2/1985)
Regan Truesdale	32 pts., 13 rebs.	Appalachian State (3/1/1985)
Regan Truesdale	22 pts., 19 rebs.	ETSU (3/10/1983)

## MOST FIELD GOALS MADE (min. 8 made FGs)

Rank	No.	Player	Opponent (Date)
1.	14	Patrick Elmore	ETSU (3/3/1989)
2.	13	Patrick Elmore	Chattanooga (2/26/1990)
T-3.	12	Reggie Jones	Furman (3/3/1994)
T-3.	12	Craig Burgess	Furman (2/27/1987)
T-3.	12	Regan Truesdale	Appalachian State (3/1/1985)
T-3.	12	Felipe de las Pozas	ETSU (3/10/1983)
T-7.	11	Hayden Brown	ETSU (3/4/2022)
T-7.	11	Regan Truesdale	ETSU (3/10/1983)
T-7.	11	Randy Nesbit	Appalachian State (2/25/1978)
T-7.	11	Rodney McKeever	East Carolina (3/1/1975)
T-7.	11	Chuck Cordell	Davidson (2/28/1974)
T-7.	11	Doug Bridges	Richmond (3/3/1967)

## MOST 3-POINT FIELD GOALS MADE (min. 4 made 3FGs) / (since 1983)

Rank	No.	Player	Opponent (Date)
1.	6	Zach Urbanus	Elon (3/4/2011)
T-2.	5	Matt Frierson	UNCG (3/4/2017)
T-2.	5	Zach Urbanus	Appalachian State (3/6/2010)
T-2.	5	Dante Terry	Davidson (3/3/2006)
T-2.	5	Donny McClendon	Appalachian State (3/2/2005)
T-2.	5	Travis Cantrell	Western Carolina (3/1/2001)
T-7.	4	Fletcher Abee	Wofford (3/6/2020)
T-7.	4	Preston Parks	Western Carolina (3/3/2017)
T-7.	4	Quayson Williams	Mercer (3/4/2016)
T-7.	4	Austin Dahn	Elon (3/4/2011)

T-7.	4	Austin Dahn	College of Charleston (3/7/2008)
T-7.	4	Clyde Wormley	Appalachian State (3/5/2003)
T-7.	4	Alan Puckett	ETSU (3/2/2000)
T-7.	4	Jonathan Kunz	Appalachian State (2/29/1996)
T-7.	4	Felipe de las Pozas	ETSU (3/10/1993)

## MOST FREE THROWS MADE (min. 8 made FTs)

Rank	No.	Player	Opponent (Date)
1.	16	Gary Daniels	George Washington (3/3/1961)
T-2.	11	Rick Swing	Furman (3/3/1979)
T-2.	11	Pat Conroy	Richmond (3/2/1967)
4.	10	Kent Hill	Chattanooga (2/28/1986)
T-5.	9	Kaelon Harris	Wofford (3/6/2020)
T-5.	9	Willie Taylor	Richmond (2/28/1968)
T-5.	9	James McCurdy	William & Mary (2/25/1965)
8.	8	Tee Hooper	George Washington (2/27/1969)

## MOST OFFENSIVE REBOUNDS (min. 4 Off. Rebs.) / (since 1994)

Rank	No.	Player	Opponent (Date)
1.	6	Zane Najdawi	Samford (3/8/2019)
T-2.	5	Ezekiel Balogun	UNCG (3/4/2017)
T-2.	5	Mike Groselle	Elon (3/4/2011)
T-2.	5	Romas Krywonis	VMI (2/28/2002)
T-2.	5	Gregg Jones	Western Carolina (3/1/2001)
T-2.	5	Christian Moore	VMI (3/7/2025)

## MOST DEFENSIVE REBOUNDS (min. 7 Def. Rebs.) / (since 1994)

Rank	No.	Player	Opponent (Date)
1.	15	Hayden Brown	ETSU (3/4/2022)
2.	10	Matt Newman	ETSU (3/3/1995)
T-3.	9	Hayden Brown	(3/5/2021)
T-3.	9	Ryan Sears	ETSU (2/25/1999)
T-5.	8	P.J. Horgan	UNCG (3/7/2014)
T-5.	8	J'Mel Everhart	Furman (3/2/2006)
T-5.	8	Jamie Jenkins	VMI (2/27/1999)
T-5.	8	Quentin Millora-Brown	Mercer (3/8/2024)
T-8.	7	Derek Webster Jr.	UNCG (3/6/2021)
T-8.	7	Tyson Batiste	Wofford (3/6/2020)
T-8.	7	P.J. Horgan	Furman (3/6/2015)
T-8.	7	Mike Groselle	Elon (3/4/2011)
T-8.	7	Travis Cantrell	Davidson (3/1/2002)
T-8.	7	Michael Joseph	VMI, Feb. 28/2002
T-8.	7	Moncrief Michael	Furman (3/3/1994)

## MOST TOTAL REBOUNDS (min. 10 Total Rebs.) / (since 1975)

Rank	No.	Player	Opponent (Date)
1.	19	Regan Truesdale	ETSU (3/10/1983)
2.	17	Hayden Brown	ETSU (3/4/2022)
T-3.	13	Hayden Brown	Western Carolina (3/5/2021)
T-3.	13	Matt Newman	ETSU (3/3/1995)
T-3.	13	Regan Truesdale	Appalachian State (3/1/1985)
T-6.	12	Quentin Millora-Brown	Mercer (3/8/2024)
T-6.	12	P.J. Horgan	UNCG (3/7/2014)
T-6.	12	Mike Groselle	Elon (3/4/2011)
T-6.	12	Patrick Elmore	ETSU (3/13/1989)
T-6.	12	Craig Burgess	Marshall (3/2/1985)



## MOST ASSISTS

(min. 5 Assists) / (since 1990)

Rank	No.	Player, Opponent (Date)
1.	9	Frankie Johnson, UNCG (3/4/2017)
2.	8	Stephen Clark, ETSU (3/4/2022)
3.	7	J'Mel Everhart, Davidson (3/3/2006)
T-4.	6	Jerry Higgins, III, Samford (3/8/2019)
T-4.	6	Marshall Harris, III, Western Carolina (3/8/2013)
T-4.	6	Kevin Hammack, Elon (3/3/2004)
T-4.	6	Kevin Hammack, Appalachian State (3/5/2003)
T-4.	6	Chad Leonard, Furman (3/3/1994)
T-4.	6	Lamar Wright, ETSU (3/1/1991)
T-10.	5	Tyler Mofte, Chattanooga (3/5/2022)
T-10.	5	Hayden Brown, Western Carolina (3/5/2021)
T-10.	5	Frankie Johnson, Western Carolina (3/3/2017)
T-10.	5	Marshall Harris, III, UNCG (3/7/2014)
T-10.	5	Cameron Wells, Elon (3/4/2011)
T-10.	5	Cameron Wells, Samford (3/7/2009)
T-10.	5	Noy Castillo, Appalachian State (2/29/1996)
T-10.	5	Reno Earls, Appalachian State (2/29/1996)
T-10.	5	Julian London, ETSU (3/3/1995)
T-10.	5	Aaron Nichols, Appalachian State (3/2/1990)
T-10.	5	Eze Wali, VMI (3/7/2025)

## MOST BLOCKS

(min. 2 Blocks) / (since 1991)

Rank	No.	Player, Opponent (Date)
T-1.	4	Zane Najdawi, UNCG (3/4/2017)
T-1.	4	Warren McClendon, Appalachian State (3/2/2005)
T-3.	3	Virgil Stevens, VMI (2/27/1998)
T-3.	3	Ryan Sears, Davidson (2/28/1998)
T-3.	3	Zane Najdawi, Western Carolina (3/3/2017)
T-3.	3	Quentin Millora-Brown, Mercer (3/8/2024)

## MOST STEALS

(min. 3 Steals) / (since 1990)

Rank	No.	Player, Opponent (Date)
T-1.	4	Cameron Wells, College of Charleston (3/7/2008)
T-1.	4	Cliff Washburn, Western Carolina (3/1/2001)
T-1.	4	Todd Holstein, ETSU (3/1/1991)
T-4.	4	Brody Fox, VMI (3/7/2025)
T-5.	3	14x, last Tyson Batiste, Wofford (3/6/2020)



# FRESHMAN SEASON RECORDS

## POINTS SCORED

Rank	Name	Pts.
1.	Preston Parks, 2016-17	543
2.	Cameron Wells, 2007-08	432
3.	Jason Roche, 2021-22	408
4.	Brian White, 2013-14	368
5.	Fletcher Abee, 2019-20	365
6.	Austin Dahn, 2007-08	361
T-7.	Warren McLendon, 2004-05	346
T-7.	Rodney McKeever, 1973-74	346
9.	Matt Van Scyoc, 2012-13	334
10.	Zach Urbanus, 2007-08	311

## SCORING AVERAGE

Rank	Name	Avg.
1.	Preston Parks, 2016-17	18.1
2.	Rodney McKeever, 1973-74	15.0
3.	Cameron Wells, 2007-08	14.4
4.	Jason Roche, 2021-22	13.2
5.	Warren McLendon, 2004-05	12.8
6.	Fletcher Abee, 2019-20	12.2
7.	Austin Dahn, 2007-08	12.0
8.	Brian White, 2013-14	11.2
9.	Matt Van Scyoc, 2012-13	11.1
T-10.	Virgil Stevens, 1995-96	11.0
T-10.	Arthur McGriff, 1973-74	11.0

## OFFENSIVE REBOUNDS

Rank	Name	O-Reb.
1.	J'Mel Everhart, 2003-04	85
2.	Moncrief Michael, 1993-94	76
3.	Matt Newman, 1994-95	67
4.	Warren McLendon, 2004-05	66
5.	Gregg Jones, 1999-2000	64
6.	Cliff Washburn, 1998-99	58
7.	Max Mombollet, 2000-01	56
T-8.	Zane Najdawi, 2015-16	54
T-8.	John Brown, 2008-09	54
T-8.	Virgil Stevens, 1995-96	54

## DEFENSIVE REBOUNDS

Rank	Name	D-Reb.
1.	Cameron Wells, 2007-08	131
2.	Brian White, 2013-14	130
3.	Matt Newman, 1994-95	120
4.	John Brown, 2008-09	116
5.	Warren McLendon, 2004-05	114
6.	J'Mel Everhart, 2003-04	111
7.	Rod Shiver, 1998-99	110
8.	Jason Roche, 2021-22	100
9.	Moncrief Michael, 1993-94	98
10.	Madison Durr 2022-23	90

## TOTAL REBOUNDS

Rank	Name	Total Reb.
1.	J'Mel Everhart, 2003-04	196
2.	Matt Newman, 1994-95	187
3.	Brian White, 2013-14	181
4.	Warren McLendon, 2004-05	180
5.	Moncrief Michael, 1993-94	174
6.	John Brown, 2008-09	170
7.	Rod Shiver, 1998-99	158
8.	Arthur McGriff, 1973-74	157
T-9.	Cameron Wells, 2007-08	153
T-9.	Gregg Jones, 1999-2000	153

## FIELD GOALS MADE

Rank	Name	FG
1.	Preston Parks, 2016-17	185
2.	Cameron Wells, 2007-08	170
3.	Brian White, 2013-14	147
4.	Rodney McKeever, 1973-74	134
5.	Warren McLendon, 2004-05	131
6.	Chris Davis, 1975-76	125
T-7.	Jason Roche, 2021-22	124
T-7.	Austin Dahn, 2007-08	124
T-9.	Arthur McGriff, 1973-74	115
T-9.	Matt Newman, 1994-95	115

## FIELD GOAL PERCENTAGE (min. 10 attempts)

Rank	Name	Pct.
1.	Neven Zervica, 2007-08	.833
2.	Kent Hill, 1984-85	.704
3.	Mike Groselle, 2009-10	.667
4.	Brady Spence, 2019-20	.627
5.	PJ Horgan, 2011-12	.609
6.	Ricky Day, 1973-74	.608
7.	Moncrief Michael, 1993-94	.593
8.	Matt Clark, 2007-08	.590
9.	John Brown, 2008-09	.588
10.	DeAndrae Jackson, 1996-97	.567

## 3-POINT FIELD GOALS MADE

Rank	Name	3FG
1.	Jason Roche, 2021-22	110
2.	Fletcher Abee, 2019-20	80
3.	Austin Dahn, 2007-08	79
4.	Preston Parks, 2016-17	77
5.	Zach Urbanus, 2007-08	73
6.	Jake Wright, 2014-15	72
7.	Quayson Williams, 2015-16	65
8.	Matt Van Scyoc, 2012-13	58
9.	Alan Puckett, 1998-99	55
10.	Aaron Nichols, 1989-90	53

## 3-POINT FIELD GOAL PCT. (min. 10 attempts)

Rank	Name	Pct.
1.	Alan Puckett, 1998-99	.487
2.	Brent Davis, 2020-21	.455
2.	Zach Urbanus, 2007-08	.442
3.	Dylen Setzekorn, 2012-13	.441
4.	Raemond Robinson, 2012-13	.429
5.	Jake Wright, 2014-15	.421
T-6.	Mark Schiavoni, 2005-06	.417
T-6.	Lawrence Miller, 2011-12	.417
8.	Tyrell McDowell, 2007-08	.404
9.	Jimmy Tharpe, 1982-83	.400
T-10.	Jason Roche, 2021-22	.397
T-10.	Austin Dahn, 2007-08	.397

## FREE THROWS MADE

Rank	Name	FT
1.	Preston Parks, 2016-17	96
2.	Rodney McKeever, 1973-74	78
3.	Frankie Johnson, 2016-17	74
4.	Brian White, 2013-14	72
5.	Warren McLendon, 2004-05	69
T-6.	Virgil Stevens, 1995-96	66
T-6.	Madison Durr, 2022-23	66
8.	Cameron Wells, 2007-08	64
9.	Moncrief Michael, 1993-94	59
T-10.	Zane Najdawi, 2015-16	56
T-10.	Matt Van Scyoc, 2012-13	56

## FREE THROW PERCENTAGE (min. 10 attempts)

Rank	Name	Pct.
1.	Jason Roche, 2021-22	.909
2.	Fletcher Abee, 2019-20	.849
3.	Cosmo Morabbi, 2008-09	.840
4.	Travis Cantrell, 1998-99	.838
5.	Preston Parks, 2016-17	.828
6.	Reno Earls, 1995-96	.818
7.	Aaron Nichols, 1989-90	.813
T-8.	Mike Groselle, 2009-10	.800
T-8.	Daniel Eykyn, 2007-08	.800
T-8.	Mark Schiavoni, 2005-06	.800

## ASSISTS

Rank	Name	A
1.	Kevin Hammack, 2002-03	134
2.	Frankie Johnson, 2016-17	121
3.	Preston Parks, 2016-17	116
4.	Cameron Wells, 2007-08	115
5.	Zach Urbanus, 2007-08	87
6.	Marshall Harris, III, 2011-12	75
7.	Lamar Wright, 1990-91	70
T-8.	Aaron Nichols, 1989-90	65
T-8.	Madison Durr, 2022-23	65
10.	Jamie Jenkins, 1994-95	63

# FRESHMAN SEASON RECORDS



## BLOCKED SHOTS

Rank	Name	Blk
1.	Zane Najdawi, 2015-16.....	60
2.	Warren McLendon, 2004-05.....	46
3.	Matt Newman, 1994-95.....	41
4.	Gregg Jones, 1999-00.....	35
5.	Rod Shiver, 1998-99.....	31
6.	Brian White, 2013-14.....	28
7.	Shawn Brown, 1981-82.....	25
8.	Max Mombollet, 2000-01.....	22
9.	Brady Spence, 2019-20.....	21
10.	Matt Van Scyoc, 2012-13.....	20

## STEALS

Rank	Name	Steals
1.	Preston Parks, 2016-17.....	60
2.	Kevin Hammack, 2002-03.....	50
3.	Cameron Wells, 2007-08.....	49
4.	Frankie Johnson, 2016-17.....	49
T-5.	Fletcher Abee, 2019-20.....	34
T-5.	Kenny Milford, 1999-00.....	34
T-5.	Zach Urbanus, 2007-08.....	34
T-8.	John Brown, 2008-09.....	32
T-8.	Moncrief Michael, 1993-94.....	32
T-10.	Quayson Williams, 2015-16.....	29
T-10.	Rod Shiver, 1998-99.....	29

## GAMES PLAYED

Rank	Name	GP
T-1.	Leandro Allende, 2016-17.....	33
T-1.	Frankie Johnson, 2016-17.....	33
T-1.	Brian White, 2013-14.....	33
T-1.	Cosmo Morabbi, 2008-09.....	33
T-5.	Alex Reed, 2017-18.....	32
T-5.	Tariq Simmons, 2017-18.....	32
T-5.	Ezekiel Balogun, 2016-17.....	32
T-5.	Zane Najdawi, 2015-16.....	32
T-5.	Tom Koopman, 2013-14.....	32
T-5.	Madison Durr, 2022-23.....	32
T-5.	Keynan Davis, 2023-24.....	32

## GAMES STARTED

Rank	Name	GS
1.	Brian White, 2013-14.....	33
2.	Frankie Johnson, 2016-17.....	31
T-3.	Jason Roche, 2021-22.....	30
T-3.	Fletcher Abee, 2019-20.....	30
T-3.	Matt Van Scyoc, 2012-13.....	30
T-3.	Austin Dahn, 2007-08.....	30
T-3.	Zach Urbanus, 2007-08.....	30
T-3.	Cameron Wells, 2007-08.....	30
T-9.	Zane Najdawi, 2015-16.....	28
T-9.	J'Mel Everhart, 2003-04.....	28
T-9.	Lamar Wright, 1990-91.....	28
T-9.	Madison Durr, 2022-23.....	28

## MINUTES PLAYED

Rank	Name	Min.
1.	Jason Roche, 2021-22.....	1121
2.	Zach Urbanus, 2007-08.....	1059
3.	Cameron Wells, 2007-08.....	1050
4.	Fletcher Abee, 2019-20.....	972
5.	Austin Dahn, 2007-08.....	955
6.	Matt Van Scyoc, 2012-13.....	928
7.	Lamar Wright, 1990-91.....	915
8.	J'Mel Everhart, 2003-04.....	907
9.	Brian White, 2013-14.....	901
10.	Preston Parks, 2016-17.....	839



# DOUBLE-DOUBLE



Quentin Millora-Brown set the program record for most double-doubles (16) in a single season during the 2023-24 campaign.



Mike Groselle set the program record for most double-doubles (14) in a single season during the 2011-12 campaign, surpassing Patrick Elmore's 1989-90 season by two. That season, he averaged 16.7 points and 9.6 rebounds per contest while shooting 59.1% from the field.

## SEASON LEADERS • DOUBLE-DOUBLES

Rank	Player	Double-Doubles
1.	Quentin Millora-Brown, 2023-24	16
2.	Mike Groselle, 2011-12	14
3.	Hayden Brown, 2020-21	13
T-4.	Hayden Brown, 2021-22	12
T-4.	Patrick Elmore, 1989-90	12
6.	Regan Truesdale, 1984-85	10
7.	Kaelon Harris, 2019-20	9
T-8.	Lew Stallworth, 2018-19	8
T-8.	Mike Groselle, 2010-11	8
T-8.	Craig Burgess, 1986-87	8

## CAREER LEADERS • DOUBLE-DOUBLES

Rank	Player	Double-Doubles
1.	Hayden Brown	28
2.	Mike Groselle	27
3.	Regan Truesdale	22
4.	J'Mel Everhart	19
T-5.	Zane Najdawi	16
T-5.	Craig Burgess	16
T-5.	Matt Newman	16
T-5.	Quentin Millora-Brown	16
9.	Patrick Elmore	14
10.	Kent Hill	13

30

# CITADEL TEAM RECORDS AND STATS





# TEAM RECORDS - REGULAR-SEASON GAMES

## MOST FIELD GOALS MADE

Rank	Opponent (Date)	No.
1.	vs. Mid-Atlantic Christian (11/12/2018)	57
T-2.	Coke (12/9/1985)	50
T-2.	Coker (11/26/1984)	50
T-4.	vs. Johnson (Fla.) (11/28/2005)	49
T-4.	UNC Wilmington (12/3/1974)	49
T-4.	Mid-Atlantic Christian (11/19/2015)	49
7.	Campbell (2/2/1976)	48
T-8.	vs. Johnson (Fla.) (11/14/2018)	47
T-8.	Johnson (Fla.) (11/13/2016)	47
T-8.	Newberry (2/16/1984)	47

## MOST FIELD GOALS ATTEMPTED (since 1975)

Rank	Opponent (Date)	No.
1.	vs. Johnson (Fla.) (11/13/2016)	106
2.	UMBC (12/19/2016)	104
3.	USC Aiken (2/17/1982)	102
4.	vs. Mid-Atlantic Christian (11/12/2018)	98
5.	Benedict (12/13/1986)	93
6.	Coker (12/1/1986)	91
7.	vs. Toccoa Falls (12/7/2016)	90
8.	vs. Bob Jones (11/27/2015)	89
9.	vs. Johnson & Wales (12/5/2018)	88
10.	vs. Oglethorpe (11/10/2017)	87

## HIGHEST FIELD GOAL PERCENTAGE (since 1975)

Rank	Opponent (Date)	FGM-FGA	FG%
1.	Indiana State (12/20/1988)	43-62	.694
2.	Davidson (2/6/1980)	36-52	.692
T-3.	Furman (2/15/1992)	31-47	.660
T-3.	Chattanooga (1/27/1979)	31-47	.660
5.	VMI (1/22/1990)	36-55	.655
6.	MA Christian (11/19/2015)	49-75	.653
7.	Davidson (1/26/2011)	29-45	.644
T-8.	Point (12/30/2006)	44-69	.638
T-8.	James Madison (2/20/1978)	37-58	.638
10.	Western Carolina (2/17/1979)	28-44	.636

## LOWEST FIELD GOAL PERCENTAGE (since 1975)

Rank	Opponent (Date)	FGM-A	FG
1.	South Carolina (12/3/2003)	15-66	.227
2.	Georgetown (11/26/2004)	10-43	.233
3.	Furman (2/25/2010)	12-50	.240
4.	Richmond (11/12/2010)	14-57	.246
5.	Georgia Tech (12/22/2012)	15-59	.254
6.	#22 CoFC (2/6/1998)	14-54	.259
7.	NC State (11/19/2005)	16-61	.262
8.	Winthrop (11/27/1999)	15-57	.263
9.	Tennessee (12/17/2003)	19-72	.264
10.	#1 North Carolina (12/22/1985)	18-68	.265

## MOST 3-POINT FIELD GOALS MADE (since 1982)

Rank	Opponent (Date)	No.
T-1.	vs. High Point (11/27/2018)	23
T-1.	vs. Mid-Atlantic Christ. (11/12/2018)	23
3.	vs. UNC Greensboro (02/28/2019)	22
T-4.	Oglethorpe (11/10/2017)	21
T-4.	Daniel Webster (11/9/2007)	21
T-6.	UMBC (12/19/2016)	19
T-6.	Toccoa Falls (12/7/2016)	19
T-6.	MA Christian (11/19/2015)	19

T-9.	at Duke (11/22/2021)	18
T-9.	Columbia International (12/7/2020)	18
T-9.	Piedmont (11/25/2020)	18
T-9.	vs. Johnson (Fla.) (11/14/2018)	18
T-9.	at Samford (2/10/2018)	18
T-9.	Stetson (11/18/2016)	18
T-9.	Air Force (12/2/2015)	18
T-9.	Georgia Southern (11/25/2015)	18
T-9.	Atlanta Christian (12/30/2006)	18

## MOST 3-POINT FIELD GOALS ATTEMPTED (since 1982)

Rank	Opponent (Date)	No.
1.	vs. Mid-Atlantic Christian (11/12/2018)	51
T-2.	UMBC (12/19/2016)	50
T-2.	vs. Johnson (Fla.) (11/13/2016)	50
T-2.	Air Force (12/2/2015)	50
T-5.	vs. Johnson (Fla.) (11/14/2018)	48
T-5.	at Western Carolina (2/25/2018)	48
T-5.	Truett McConnell (11/15/2016)	48
T-8.	vs. Samford (02/23/2019)	47
T-8.	vs. Oglethorpe (11/10/2017)	47
T-8.	Butler (11/14/2015)	47

## HIGHEST 3-POINT FIELD GOAL PERCENTAGE (since 1982)

Rank	Opponent (Date)	3FGM-A	3FG
1.	Washington & Lee (11/25/2003)	10-10	1.000
2.	South Carolina (2/22/1989)	9-11	.818
3.	Georgia Southern (1/31/1998)	7-9	.778
4.	Western Carolina (1/30/1989)	6-8	.750
5.	Indiana State (12/20/1988)	11-15	.733
6.	VMI (2/18/1989)	8-11	.727
7.	Western Carolina (2/8/1988)	5-7	.714
8.	Stetson (12/13/1997)	5-7	.714
9.	Hartford (12/ 5/1986)	7-10	.700
10.	San Francisco (12/19/1988)	9-13	.692

## MOST FREE THROWS MADE

Rank	Opponent (Date)	No.
1.	Furman (2/6/1993)	45
2.	Western Carolina (1/18/2003)	42
3.	Marshall (1/9/1984)	41
4.	Richmond (12/3/1960)	38
5.	Parris Island Marines (2/26/1955)	36
T-6.	Toccoa Falls (12/7/2016)	35
T-6.	vs. Johnson (Fla.) (11/13/2016)	35
T-6.	Holy Cross (12/12/1981)	35
9.	Newberry (2/10/1956)	34
T-10.	ETSU (1/6/2001)	33
T-10.	Western Carolina (2/24/1990)	33
T-10.	Newberry (12/5/1981)	33
T-10.	Southern Miss (11/15/1962)	33
T-10.	East Carolina (12/2/1961)	33

## MOST FREE THROWS ATTEMPTED

Rank	Opponent (Date)	No.
1.	Furman (2/6/1993)	58
T-2.	Western Carolina (1/18/2003)	54
T-2.	East Carolina (12/2/1961)	54
4.	ETSU (1/6/2001)	52
T-5.	Limestone (11/22/1996)	50
T-5.	Marshall (1/9/1984)	50
T-5.	Holy Cross (12/12/1981)	50
8.	William & Mary (11/30/1956)	49
T-9.	Western Carolina (1/28/1994)	48

T-9.	Newberry (12/5/1981)	48
------	----------------------	----

## HIGHEST FREE THROW PERCENTAGE (min. 10 attempts)

Rank	Opponent (Date)	FTM-A	FT%
T-1.	at Western Carolina (2/22/2019)	13-13	1.000
T-1.	Army (11/9/2013)	20-20	1.000
T-1.	CoFC (1/13/1987)	21-21	1.000
T-1.	Chattanooga (1/17/1985)	10-10	1.000
T-1.	VMI (2/12/1968)	19-19	1.000
6.	Mercer (12/9/1970)	20-21	.952
T-7.	Marshall (2/1/1982)	17-18	.944
T-7.	Wofford (12/3/1969)	17-18	.944
9.	Presbyterian (11/21/2015)	16-17	.941
T-10.	Samford (1/14/2017)	14-15	.933
T-10.	VMI (2/2/1991)	14-15	.933
T-10.	Charleston Southern (12/14/1985)	14-15	.933

## MOST OFFENSIVE REBOUNDS (since 1992)

Rank	Opponent (Date)	No.
1.	vs. Johnson (Fla.) (11/13/2016)	32
2.	Clemson (11/25/2000)	30
3.	Newberry (11/27/1995)	28
T-4.	Voorhees (12/8/2015)	27
T-4.	Western Carolina (1/27/1996)	27
T-6.	Webber International (11/22/2002)	26
T-6.	Greensboro College (12/17/2001)	26
T-6.	Navy (11/29/2001)	26
T-9.	Toccoa Falls (12/7/2016)	24
T-9.	Furman (2/7/2005)	24
T-9.	Western Carolina (3/1/2001)	24
T-12.	vs. Mid-Atlantic Christian (11/12/2018)	23
T-12.	vs. Truett McConnell (11/15/2016)	23
T-12.	Asbury (11/23/2005)	23
T-12.	NC State (11/19/2005)	23
T-12.	Point (12/6/2004)	23
T-12.	Wingate (12/14/1996)	23

## MOST DEFENSIVE REBOUNDS (since 1992)

Rank	Opponent (Date)	No.
1.	vs. Morris (11/15/22)	49
2.	vs. Johnson (Fla.) (11/14/2018)	45
3.	Morris (11/12/2021)	44
4.	Carver (12/9/2020)	42
T-5.	at NC State (12/22/2019)	40
T-5.	vs. Mid-Atlantic Christian (11/12/2018)	40
T-5.	Daniel Webster (11/9/2007)	40
T-8.	at Presbyterian (11/15/2021)	38
T-8.	at Longwood (12/19/2019)	38
T-8.	Davidson (2/18/2009)	38
T-8.	N.C. Wesleyan (12/11/1997)	38

## MOST TOTAL REBOUNDS (since 1974)

Rank	Opponent (Date)	No.
1.	vs. Morris (11/15/22)	69
2.	Johnson (Fla.) (11/13/2016)	67
T-3.	USC Aiken (2/17/1982)	66
T-3.	Piedmont (11/27/1978)	66
5.	Benedict (12/13/1986)	64

# TEAM RECORDS - REGULAR-SEASON GAMES



6.	vs. Mid-Atlantic Christian (11/12/2018) ....	63
T-7.	Morris (11/12/2021).....	62
T-7.	vs. Johnson (Fla.) (11/14/2018) .....	62
T-7.	Clemson (11/25/2000).....	62
T-10.	Greensboro College (12/17/2001) .....	59
T-10.	Anderson (12/3/1996).....	59
T-10.	Newberry (11/27/1995).....	59

### MOST ASSISTS (since 1989)

Rank	Opponent (Date)	No.
1.	Mid-Atlantic Christian (11/17/2015).....	42
2.	vs. Mid-Atlantic Christian (11/12/2018) ....	37
3.	Furman (1/18/1992).....	35
4.	vs. Johnson (Fla.) (11/13/2016) .....	34
5.	vs. Trinity Baptist (11/21/2017).....	32
T-6.	Union (Ky.) (11/17/2012).....	31
T-6.	vs. Point (12/5/2005).....	31
T-6.	vs. Johnson (Fla.) (11/28/2005) .....	31
T-6.	Marshall (2/19/1990).....	31
10.	vs. Point (12/30/2006).....	30

### MOST BLOCKS (since 1992)

Rank	Opponent (Date)	No.
1.	Wingate (12/14/1996).....	14
2.	vs. Samford (02/23/2019) .....	11
3.	Georgia Southern (2/12/1996).....	11
T-4.	ETSU (2/10/2021).....	10
T-4.	Newberry (11/27/1995).....	10
T-6.	Savannah State (2/22/2006).....	9
T-6.	Webber International (11/22/2002) .....	9
T-6.	Francis Marion (11/14/1997).....	9
T-6.	Charleston Southern (12/21/1996) .....	9
T-6.	Greensboro College (11/27/1996).....	9
T-6.	Western Carolina (1/14/23).....	9

### MOST STEALS (since 1989)

Rank	Opponent (Date)	No.
1.	vs. Johnson (Fla.) (11/13/2016).....	27
2.	vs. Johnson (Fla.) (11/28/2005).....	26
3.	vs. Trinity Baptist (11/21/2017).....	25
4.	Toccoa Falls (11/23/1998).....	23
5.	vs. Bob Jones (11/27/2015).....	22
T-6.	Wofford (1/2/2017).....	19
T-6.	Mid-Atlantic Christian (11/19/2015).....	19
T-8.	Savannah State (12/15/2004).....	18
T-8.	Southwestern (Texas) (12/18/2002).....	18
T-8.	Barry (12/16/1989).....	18
T-8.	Coastal Carolina (12/6/1989).....	18

### MOST TURNOVERS (since 1989)

Rank	Opponent (Date)	No.
T-1.	ETSU (2/14/1994).....	33
T-1.	#8 North Carolina (11/24/1991).....	33
T-3.	South Florida (12/21/1999).....	31
T-3.	#8 North Carolina (2/18/1991) .....	31
T-3.	VMI (1/7/1991).....	31
T-6.	#11 Maryland (11/27/2002).....	30
T-6.	VMI (2/2/1991).....	30
8.	Georgia Southern (1/10/2004) .....	29
T-9.	Appalachian State (1/3/2000).....	28
T-9.	Dayton (12/9/1989).....	28

### FEWEST TURNOVERS (since 1989)

Rank	Opponent (Date)	No.
1.	Southwestern (Texas) (12/18/2003).....	2
T-2.	Central Arkansas (11/29/2008) .....	3
T-2.	Furman (2/1/1997).....	3
T-4.	Furman (2/15/2014).....	4
T-4.	Samford (3/6/2009).....	4
T-4.	VMI (2/2/23).....	4
T-7.	at Mercer (2/23/2022).....	5
T-7.	Samford (3/5/2010).....	5
T-7.	Furman (2/28/2008).....	5
T-7.	Army (1/2/2004).....	5
T-7.	Wofford (2/3/2001).....	5
T-7.	Mercer (1/28/2023).....	5
T-7.	Western Carolina (1/3/2024).....	5

### MOST FIRST HALF POINTS SCORED (since 1969)

Rank	Opponent (Date)	No.
1.	vs. Mid-Atlantic Christian (11/19/2015) ....	83
2.	vs. Toccoa Falls (12/07/2016).....	77
3.	vs. Mid-Atlantic Christian (11/12/2018) ...	75
4.	vs. Johnson (Fla.) (11/28/2005).....	73
5.	vs. Point (12/30/2006).....	72
T-6.	vs. Piedmont (12/10/2019).....	70
T-6.	vs. Oglethorpe (11/10/2017) .....	70
8.	vs. Point (12/5/2005).....	69
9.	vs. Johnson (Fla.) (11/14/2018).....	68
T-10.	Johnson (Fla.) (11/13/2016).....	66
T-10.	Daniel Webster (11/9/2007).....	66

### MOST SECOND HALF POINTS SCORED (since 1969)

Rank	Opponent (Date)	No.
1.	vs. Johnson (Fla.) (11/13/2016).....	80
2.	vs. Mid-Atlantic Christian (11/12/2018) ....	73
3.	vs. Johnson (Fla.) (11/14/2018).....	69
4.	vs. Toccoa Falls (12/7/2016).....	67
T-5.	vs. Truett McConnell (11/15/2016).....	66
T-5.	vs. Benedict (12/13/1986).....	66
T-5.	Chattanooga (1/22/1972).....	66
T-8.	vs. Bob Jones (11/27/2015).....	65
T-8.	vs. Daniel Webster (11/9/2007).....	65
T-8.	#20 Arizona State (11/23/2016).....	65

### MOST POINTS SCORED - 1ST OVERTIME

Rank	Opponent (Date)	No.
1.	Davidson (02/06/1980).....	24
T-2.	at James Madison (11/20/2018).....	20
T-2.	Charleston Southern (11/30/1995).....	20
T-2.	Western Carolina (01/28/1995).....	20
T-2.	Marshall (01/20/1985).....	20
6.	Western Carolina (2/24/1990).....	18
7.	vs. Chattanooga (1/13/2018).....	17
8.	vs. Samford (2/23/2019).....	16
T-9.	at South Carolina State (11/28/2021).....	14
T-9.	Furman (2/19/2015).....	14
T-9.	Appalachian State (1/20/1996) .....	14
T-9.	Western Carolina (2/17/1983).....	14

### MOST POINTS SCORED - 2ND OVERTIME

Rank	Opponent (Date)	No.
1.	Western Carolina (1/121/2002).....	17
T-2.	at Longwood (12/19/2019).....	11
T-2.	UMBC (12/19/2016).....	11

4.	USC Aiken (2/17/1982).....	10
5.	Furman (2/16/1991).....	8
6.	Georgia Southern (1/23/2012).....	8
7.	at Presbyterian (11/15/2021).....	7
8.	Richmond (2/3/1970).....	6
9.	Marshall (1/13/1997).....	5
10.	South Carolina (12/19/1980).....	4

### MOST POINTS SCORED - 3RD OVERTIME

Rank	Opponent (Date)	No.
1.	at Longwood (12/19/2019).....	8
2.	South Carolina (12/19/1980).....	7
3.	USC Aiken (2/17/1982).....	4

### MOST POINTS SCORED - 4TH OVERTIME

Rank	Opponent (Date)	No.
1.	USC Aiken (2/17/1982).....	4

### MOST POINTS SCORED - 5TH OVERTIME

Rank	Opponent (Date)	No.
1.	USC Aiken (2/17/1982).....	10



# TEAM RECORDS - TOP-25 OPPONENTS

## MOST FIELD GOALS MADE

Rank	Opponent (Date)	No.
1.	#8 Davidson (2/22/1964)	32
T-2.	#5 Duke (11/22/2021)	31
T-2.	#13 NC State (11/29/1975)	31
T-2.	#10 Davidson (1/11/1965)	31
T-5.	#19 ETSU (3/1/1991)	30
T-5.	#13 Duke (1/3/1990)	30
T-5.	#13 Kansas (12/22/1986)	30
8.	#5 Davidson (1/13/1964)	29
T-9.	#16 ETSU (1/14/1991)	28
T-9.	#7 Davidson (2/27/1964)	28

## MOST FIELD GOALS ATTEMPTED

Rank	Opponent (Date)	No.
1.	#20 Iowa State (11/20/2016)	77
2.	#24 Butler (11/14/2015)	74
3.	#6 Duke (12/1/1993)	73
4.	#13 NC State (11/29/1975)	70
T-5.	#8 North Carolina (2/18/1991)	68
T-5.	#1 North Carolina (12/22/1985)	68
7.	#13 ETSU (2/9/1991)	65
8.	#5 Duke (11/22/2021)	64
T-9.	#20 Alabama (12/18/1991)	63
T-9.	#13 Kansas (12/22/1986)	63

## HIGHEST FIELD GOAL PERCENTAGE

Rank	Opponent (Date)	FGM-A	FG%
1.	#13 Duke (1/3/1990)	30-60	.500
2.	#19 ETSU (3/1/1991)	30-61	.492
3.	#5 Duke (11/22/2021)	31-64	.484
3.	#19 Clemson (1/14/1981)	26-54	.481
4.	#13 Kansas (12/22/1986)	30-63	.476
5.	#16 ETSU (1/14/1991)	28-59	.475
6.	#8 West Virginia (11/24/2009)	19-41	.463
7.	#4 North Carolina (12/17/1987)	27-59	.458
8.	#17 NC State (2/5/1982)	20-44	.455
9.	at #22 Clemson (11/6/2018)	26-58	.448
10.	#13 NC State (11/29/1975)	31-70	.443

## MOST FREE THROWS MADE

Date	Opponent	No.
1.	#4 Davidson (1/25/1969)	28
2.	#24 Butler (11/14/2015)	21
3.	#10 Davidson (1/11/1965)	19
T-4.	at #22 Clemson (11/6/2018)	18
T-4.	#11 Virginia (12/30/1971)	18
6.	#4 North Carolina (12/17/1987)	17
7.	#20 Alabama (12/18/1991)	16
T-8.	#16 ETSU (1/14/1991)	15
T-8.	#1 North Carolina (12/22/1985)	15
T-8.	#4 West Virginia (12/9/1958)	15

## MOST FREE THROWS ATTEMPTED

Rank	Opponent (Date)	No.
1.	#11 Virginia (12/30/1971)	34
2.	#4 Davidson (1/25/1969)	33
3.	#24 Butler (11/14/2015)	27
4.	#10 Davidson (1/11/1965)	26
5.	at #22 Clemson (11/6/2018)	25
6.	#13 NC State (11/29/1975)	24
7.	#4 North Carolina (12/17/1987)	23
T-8.	#16 ETSU (1/14/1991)	22
T-8.	#1 North Carolina (12/22/1985)	22
T-10.	#23 Texas A&M (12/19/2009)	21
T-10.	#19 Wake Forest (12/20/1994)	21
T-10.	#20 Alabama (12/18/1991)	21

## HIGHEST FREE THROW PERCENTAGE

Date	Opponent	FTM-A	FT%
T-1.	#7 Washington State (12/20/2007)	4-4	1.000
T-1.	#1 North Carolina (2/4/1984)	8-8	1.000
T-1.	#17 N.C. State (2/5/1982)	4-4	1.000
4.	#5 Davidson (2/20/1965)	10-11	.909
5.	#4 West Virginia (12/9/1958)	15-17	.882
6.	#12 Duke (1/16/1991)	7-8	.875
7.	#4 Davidson (1/25/1969)	28-33	.848
T-8.	#6 Duke (12/1/1993)	5-6	.833
T-8.	#11 North Carolina (2/1/1980)	10-12	.833
T-10.	#19 Michigan State (12/17/2008)	9-11	.818
T-10.	#22 Wake Forest (11/25/1991)	9-11	.818

## 3-POINT FIELD GOALS MADE

Rank	Opponent (Date)	No.
1.	#5 Duke (11/22/2021)	18
2.	#20 Iowa State (11/20/2016)	15
3.	#12 Michigan State (12/7/2009)	12
T-4.	at #22 Clemson (11/6/2018)	10
T-4.	#24 Butler (11/14/2015)	10
T-4.	#19 Michigan State (12/17/2008)	10
7.	#8 West Virginia (11/24/2009)	9
8.	#8 North Carolina (2/18/1991)	8
T-9.	#7 Washington State (12/20/2007)	7
T-9.	#13 Kansas (12/22/1986)	7

## MOST 3-POINT FIELD GOALS ATTEMPTED

Rank	Opponent (Date)	No.
1.	#24 Butler (11/14/2015)	47
2.	#20 Iowa State (11/20/2016)	45
3.	#5 Duke (11/22/2021)	34
4.	at #22 Clemson (11/6/2018)	27
5.	#19 Michigan State (12/17/2008)	25
6.	#22 CofC (2/6/1999)	23
7.	#11 Maryland (11/27/2002)	22
8.	#23 Texas A&M (12/19/2009)	21
T-9.	#12 Michigan State (12/7/2009)	20
T-9.	#8 North Carolina (2/18/1991)	20

## HIGHEST 3-POINT FIELD GOAL PERCENTAGE

Rank	Opponent (Date)	3FGM-A	3FG%
1.	#12 Michigan State (12/7/2009)	12-20	.600
2.	#8 North Carolina (11/24/1991)	4-7	.571
3.	#8 West Virginia (11/24/2009)	9-16	.563
4.	#5 Duke (11/22/2021)	18-34	.529
5.	#13 Duke (1/3/1990)	6-12	.500
6.	#6 South Carolina (11/21/1997)	5-12	.417
T-7.	#19 Michigan State (12/17/2008)	10-25	.400
T-7.	#22 Wake Forest (11/25/1991)	4-10	.400
T-7.	#8 North Carolina (2/18/1991)	8-20	.400
T-10.	#7 Washington State (12/20/2007)	7-18	.389
T-10.	#13 Kansas (12/22/1986)	7-18	.389

## MOST OFFENSIVE REBOUNDS

Rank	Opponent (Date)	No.
1.	#25 Nebraska (12/7/1992)	17
2.	#22 CofC (2/6/1999)	16
T-3.	#19 Michigan State (12/17/2008)	15
T-3.	#6 Duke (12/1/1993)	15
T-3.	#13 ETSU (2/9/1991)	15
6.	#24 Butler (11/14/2015)	12
T-7.	#11 Maryland (11/27/2002)	11
T-7.	#6 South Carolina (11/21/1997)	11
T-7.	#19 Wake Forest (12/20/1994)	11
T-7.	#8 North Carolina (2/18/1991)	11
T-7.	#16 ETSU (1/14/1991)	11

## MOST DEFENSIVE REBOUNDS

Date	Opponent	No.
1.	#6 South Carolina (11/21/1997)	25
T-2.	#20 Iowa State (11/20/2016)	24
T-2.	#8 West Virginia (11/24/2009)	24
T-4.	#11 Maryland (11/27/2002)	23
T-4.	#13 ETSU (2/9/1991)	23
T-4.	#16 ETSU (1/14/1991)	23
T-7.	at #22 Clemson (11/6/2018)	22
T-7.	#22 CofC (2/6/1999)	22
T-7.	#19 ETSU (3/1/1991)	22
T-7.	#12 Duke (1/16/1991)	22

## MOST TOTAL REBOUNDS

Rank	Opponent (Date)	No.
T-1.	#22 CofC (2/6/1999)	38
T-1.	#20 Alabama (12/18/1991)	38
T-1.	#13 ETSU (2/9/1991)	38
T-1.	#13 North Carolina (2/1/1985)	38
T-5.	#6 South Carolina (11/21/1997)	36
T-5.	#8 North Carolina (11/24/1991)	36
7.	#6 Duke (12/1/1993)	35
T-8.	#11 Maryland (11/27/2002)	34
T-8.	#25 Nebraska (12/7/1992)	34
T-8.	#16 ETSU (1/14/1991)	34
T-8.	#13 Kansas (12/22/1986)	34
T-8.	#1 North Carolina (12/22/1985)	34
T-8.	#1 North Carolina (2/4/1984)	34

## MOST ASSISTS

Rank	Opponent (Date)	No.
1.	#13 Duke (1/3/1990)	22
2.	#5 Duke (11/22/2021)	21
3.	#17 NC State (2/5/1982)	17
T-4.	#20 Iowa State (11/20/2016)	16
T-4.	#19 ETSU (3/1/1991)	16
T-4.	#13 ETSU (2/9/1991)	16
T-7.	#12 Michigan State (12/7/2009)	14
T-7.	#19 Michigan State (12/17/2008)	14
T-7.	#8 North Carolina (11/24/1991)	14
10.	#3 Wake Forest (11/25/1996)	13

## MOST BLOCKS

Rank	Opponent (Date)	No.
1.	#12 Duke (1/16/1991)	8
2.	#3 Wake Forest (11/25/1996)	6
T-3.	#5 Duke (11/22/2021)	5
T-3.	#11 Maryland (11/27/2002)	5
T-5.	#22 CofC (2/6/1999)	3
T-5.	#6 South Carolina (11/21/1997)	3
T-5.	#19 Wake Forest (12/20/1994)	3
T-5.	#6 Duke (12/1/1993)	3
T-5.	#8 North Carolina (2/18/1991)	3
T-5.	#13 ETSU (2/9/1991)	3

## MOST STEALS

Rank	Opponent (Date)	No.
1.	#19 ETSU (3/1/1991)	10
T-2.	#22 CofC (2/6/1999)	9
T-2.	#19 Wake Forest (12/20/1994)	9
T-4.	#23 Texas A&M (12/19/2009)	8
T-4.	#19 Michigan State (12/17/2008)	8
T-4.	#6 South Carolina (11/21/1997)	8
T-7.	at #22 Clemson (11/6/2018)	7
T-7.	#7 Washington State (12/20/2007)	7
T-7.	#2 North Carolina (2/6/1982)	7
T-10.	#20 Iowa State (11/20/2016)	6
T-10.	#25 Nebraska (12/7/1992)	6
T-10.	#8 North Carolina (2/18/1991)	6
T-10.	#12 Duke (1/16/1991)	6

# TEAM RECORDS - TOP-25 OPPONENTS



## FEWEST TURNOVERS

Rank	Opponent (Date)	No.
T-1.	#10 West Virginia (2/28/1959) .....	0
T-1.	#7 Davidson (2/27/1964) .....	0
3.	#17 NC State (2/5/1982).....	6
4.	#7 Washington State (12/20/2007) .....	8
5.	#12 Michigan State (12/7/2009).....	9
T-6.	#3 Wake Forest (11/25/1996) .....	12
T-6.	#6 Duke (12/1/1993).....	12
T-8.	#5 Duke (11/22/2021) .....	13
T-8.	#23 Texas A&M (12/19/2009).....	13
T-8.	#2 North Carolina (2/6/1982) .....	13

## MOST FIRST HALF POINTS

Rank	Opponent (Date)	No.
1.	#5 Duke (11/22/2021) .....	42
2.	#24 Butler (11/14/2015) .....	41
3.	at #22 Clemson (11/6/2018).....	40
4.	#19 ETSU (3/1/1991).....	38
5.	#12 Michigan State (12/7/2009).....	36
T-6.	#16 ETSU (1/14/1991).....	34
T-6.	#11 Virginia (12/30/1971).....	34
T-8.	#19 Michigan State (12/17/2008).....	33
T-8.	#20 Alabama (12/18/1991) .....	33
T-8.	#13 Duke (1/3/1990).....	33
T-8.	#10 West Virginia (2/28/1959) .....	33

## MOST SECOND HALF POINTS

Rank	Opponent (Date)	No.
T-1.	#16 ETSU (1/14/1991).....	42
T-1.	#13 Kansas (12/22/1986) .....	42
3.	#20 Iowa State (11/20/2016).....	41
T-4.	at #22 Clemson (11/6/2018).....	40
T-4.	#13 ETSU (2/9/1991).....	40
T-6.	#5 Duke (11/22/2021) .....	39
T-6.	#23 Texas A&M (12/19/2009).....	39
8.	#11 Virginia (12/30/1971).....	38
T-9.	#13 Duke (1/3/1990).....	36
T-9.	#19 Clemson (1/14/1981) .....	36



# TEAM RECORDS - SOCON TOURNAMENT

## MOST POINTS SCORED

Rank	Opponent (Date)	No.
1.	Western Carolina (3/5/2021)	100
2.	Richmond (3/2/1967)	98
3.	Furman (3/3/1979)	94
4.	ETSU (3/3/1989)	89
5.	Richmond (2/28/1968)	88
6.	George Washington (3/3/1961)	87
7.	UNC Greensboro (3/7/2014)	86
8.	ETSU (3/4/2022)	84
9.	Virginia Tech (3/1/1962)	83
10.	Furman (3/4/1971)	82

## FEWEST POINTS SCORED

Rank	Opponent (Date)	No.
1.	Duke (2/29/1940)	35
T-2.	Duke (3/5/1943)	37
T-2.	South Carolina (3/4/1943)	37
4.	NC State (3/2/1939)	38
T-5.	Georgia Southern (3/4/1993)	41
T-5.	William & Mary (2/22/1945)	41
T-5.	Mercer (3/3/23)	41
8.	Maryland (3/3/1938)	43
9.	Georgia Southern (2/28/2007)	46
10.	CofC (3/7/2008)	48

## LARGEST POINT DIFFERENTIAL (WIN)

Rank	Opponent (Date)	Won By
T-1.	Western Carolina (3/5/2021)	+14
T-1.	South Carolina (3/4/1943)	+14
T-3.	Samford (3/5/2010)	+12
T-3.	Furman (3/2/2006)	+12
5.	VMI (2/27/1998)	+11
T-6.	UNCG (3/7/2014)	+10
T-6.	VMI (2/28/2002)	+10

## CLOSEST POINT DIFFERENTIAL (WIN)

Rank	Opponent (Date)	Won By
1.	George Washington (2/27/1959)	+1
2.	Richmond (3/2/1961)	+4
T-3.	Western Carolina (3/3/2016)	+6
T-3.	Appalachian State (3/1/1985)	+6
T-5.	ETSU (3/4/2022)	+8
T-5.	vs. VMI (3/2/2018)	+8

## LARGEST POINT DIFFERENTIAL (LOSS)

Rank	Opponent (Date)	Lost By
1.	Marshall (3/4/1988)	-43
T-2.	Marshall (2/23/1980)	-34
T-2.	ETSU (3/6/1992)	-34
4.	Georgia Southern (3/4/1993)	-31
T-5.	vs. Samford (3/8/2019)	-29
T-5.	#19 ETSU (3/1/1991)	-29
T-5.	#7 Davidson (2/27/1964)	-29
T-8.	William & Mary (3/1/1973)	-25
T-8.	Mercer (3/3/23)	25
10.	Washington & Lee (3/7/1957)	-23

## CLOSEST POINT DIFFERENTIAL (LOSS)

Rank	Opponent (Date)	Won By
T-1.	Mercer (3/4/2016)	-2
T-1.	Appalachian State (2/29/1996)	-2
T-1.	George Washington (2/28/1970)	-2
T-1.	Richmond (3/2/1967)	-2
T-5.	Chattanooga (2/28/1986)	-3
T-5.	Davidson (2/28/1982)	-3

T-7.	ETSU (3/3/1989)	-4
T-7.	(Richmond (3/6/1958)	-4
T-9.	Chattanooga (3/5/2022)	-5
T-9.	Furman (3/3/1994)	-5
T-9.	Appalachian State (3/2/1984)	-5
T-9.	Duke (2/29/1940)	-5

## MOST FIELD GOALS MADE

Rank	Opponent (Date)	No.
T-1.	ETSU (3/3/1989)	37
T-1.	Furman (3/3/1979)	37
3.	Richmond (3/2/1967)	36
T-4.	Western Carolina (3/5/2021)	32
T-4.	Richmond (2/28/1968)	32
T-6.	Davidson (2/28/1974)	31
T-6.	Furman (3/4/1971)	31
T-8.	#19 ETSU (3/1/1991)	30
T-8.	Marshall (3/4/1988)	30
T-8.	Furman (2/27/1987)	30
T-8.	Appalachian State (3/2/1984)	30

## MOST FIELD GOALS ATTEMPTED

(since 1975)

Rank	Opponent (Date)	No.
1.	Marshall (2/23/1980)	75
2.	vs. Samford (3/8/2019)	73
T-3.	Western Carolina (3/1/2001)	70
T-3.	East Carolina (3/1/1975)	70
T-5.	ETSU (3/3/1989)	69
T-5.	Marshall (3/4/1988)	69
7.	Furman (3/3/1979)	67
8.	Appalachian State (2/25/1978)	66
9.	UNCG (3/3/2017)	65
10.	Furman (2/27/1987)	64

## HIGHEST FIELD GOAL PERCENTAGE

(since 1975)

Rank	Opponent (Date)	FGM-A	FG%
1.	Furman (3/3/1979)	37-67	.552
2.	ETSU (3/3/1989)	37-69	.536
3.	Appalachian State (3/2/1990)	25-47	.532
4.	VMI (2/27/1998)	27-51	.529
5.	Western Carolina (3/5/2021)	32-61	.525
6.	Western Carolina (3/2/2012)	22-42	.524
7.	UNC Greensboro (3/7/2014)	25-50	.520
8.	Davidson (3/3/2006)	28-55	.509
9.	Samford (3/6/2009)	27-54	.500
10.	#19 ETSU (3/1/1991)	30-61	.492

## MOST 3-POINT FIELD GOALS MADE

(since 1983)

Rank	Opponent (Date)	No.
T-1.	vs. VMI (3/2/2018)	14
T-1.	UNC Greensboro (3/4/2017)	14
3.	vs. Samford (3/8/2019)	13
T-4.	Western Carolina (3/5/2021)	12
T-4.	Davidson (3/3/2006)	12
6.	vs. UNC Greensboro (3/3/2018)	11
T-7.	vs. Wofford (3/6/2020)	10
T-7.	Western Carolina (3/3/2017)	10
T-7.	UNC Greensboro (3/7/2014)	10
T-7.	Elon (3/4/2011)	10

## MOST 3-POINT FIELD GOALS ATTEMPTED

(since 1983)

Rank	Opponent (Date)	No.
1.	vs. Samford (3/8/2019)	45
2.	vs. UNC Greensboro (3/3/2018)	39
3.	vs. VMI (3/2/2018)	37
4.	Western Carolina (3/1/2001)	31
5.	UNC Greensboro (3/4/2017)	30
6.	Western Carolina (3/5/2021)	29
7.	Davidson (3/3/2006)	28
T-8.	UNC Greensboro (3/6/2021)	26
T-8.	vs. Wofford (3/6/2020)	26
10.	Western Carolina (3/3/2017)	25

## HIGHEST 3-POINT FIELD GOAL PERCENTAGE

(since 1983)

Rank	Opponent (Date)	3FGM-A	3FG%
1.	CofC (3/7/2008)	6-11	.545
2.	Elon (3/4/2011)	10-19	.526
3.	UNCG (3/7/2014)	10-19	.526
4.	ETSU (3/3/1989)	6-12	.500
5.	Mercer (3/4/2016)	9-19	.474
T-6.	UNCG (3/4/2017)	14-30	.467
T-6.	ETSU (2/25/1999)	7-15	.467
8.	Appalachian State (3/2/1990)	6-13	.462
9.	Appalachian State (3/6/2010)	9-20	.450
T-10.	Davidson (3/3/2006)	12-28	.429
T-10.	Davidson (2/28/1997)	6-14	.429

## MOST FREE THROWS MADE

Rank	Opponent (Date)	No.
1.	George Washington (3/3/1961)	31
2.	VMI (2/28/2002)	27
3.	Richmond (3/2/1967)	26
T-4.	Western Carolina (3/5/2021)	24
T-4.	UNC Greensboro (3/7/2014)	24
T-4.	Richmond (2/28/1968)	24
7.	East Carolina (3/2/1972)	23
8.	Furman (3/6/2015)	22
T-9.	ETSU (3/4/2022)	21
T-9.	ETSU (3/2/2000)	21
T-9.	George Washington (2/27/1969)	21
T-9.	Davidson (2/24/1966)	21

## MOST FREE THROWS ATTEMPTED

Rank	Opponent (Date)	No.
1.	George Washington (3/3/1961)	40
2.	VMI (2/28/2002)	36
3.	ETSU (3/2/2000)	34
4.	UNCG (3/7/2014)	33
5.	Richmond (3/2/1967)	32
6.	Appalachian State (3/2/2005)	30
T-7.	Western Carolina (3/5/2021)	29
T-7.	Furman (3/3/1979)	29
T-7.	George Washington (2/27/1969)	29
T-10.	Marshall (2/23/1980)	28
T-10.	VMI (3/7/2025)	28

## HIGHEST FREE THROW PERCENTAGE

Rank	Opponent (Date)	FTM-A	FT%
T-1.	Appalachian State (3/1/1985)	20-22	.909
T-1.	Furman (3/4/1971)	20-22	.909
3.	Western Carolina (3/3/2017)	18-20	.900

# TEAM RECORDS - SOCON TOURNAMENT



T-4.	Samford (3/5/2010)	16-18	.889
T-4.	Richmond (2/28/1968)	24-27	.889
6.	Furman (3/6/2015)	22-25	.880
7.	Davidson (2/24/1966)	21-24	.875
8.	Chattanooga (2/28/1986)	18-21	.857
9.	East Carolina (3/2/1972)	23-27	.852
10.	Western Carolina (3/5/2021)	24-29	.828

T-4.	vs. Wofford (3/6/2020)	.....	4
T-4.	vs. UNC Greensboro (3/4/2017)	.....	4
T-4.	Furman (3/2/2006)	.....	4
T-4.	Appalachian State (3/2/2005)	.....	4
T-4.	ETSU (3/2/2000)	.....	4
T-4.	ETSU (2/25/1999)	.....	4
T-4.	Davidson (2/28/1998)	.....	4

## FEWEST FIRST HALF POINTS SCORED

Rank	Opponent (Date)	No.
1.	Mercer (3/3/23)	10
2.	South Carolina (3/4/1943)	16
T-3.	Western Carolina (3/2/2012)	17
T-3.	Western Carolina (3/1/2001)	17
T-3.	NC State (3/2/1939)	17
6.	Duke (2/29/1940)	18
T-7.	Richmond (2/28/1976)	19
T-7.	Davidson (2/24/1966)	19
T-7.	William & Mary (2/22/1945)	19
T-10.	Georgia Southern (2/28/2007)	20
T-10.	Davidson (2/28/1982)	20
T-10.	Maryland (3/3/1938)	20

## MOST OFFENSIVE REBOUNDS (since 1994)

Rank	Opponent (Date)	No.
1.	Western Carolina (3/1/2001)	24
2.	vs. Samford (3/8/2019)	17
3.	VMI (3/7/2025)	16
4.	Western Carolina (3/8/2013)	15
5.	Appalachian State (2/29/1996)	14
T-6.	UNC Greensboro (3/4/2017)	13
T-6.	ETSU (3/3/1995)	13
T-8.	Mercer (3/4/2016)	12
T-8.	ETSU (3/2/2000)	12
T-10.	vs. UNC Greensboro (3/3/2018)	11
T-10.	Elon (3/4/2011)	11
T-10.	Georgia Southern (2/28/2007)	11

## MOST STEALS (since 1990)

Rank	Opponent (Date)	No.
1.	ETSU (3/6/1992)	13
T-2.	VMI (3/7/2025)	10
T-2.	vs. VMI (3/2/2018)	10
T-2.	Appalachian State (3/5/2003)	10
T-2.	Western Carolina (3/1/2001)	10
T-2.	#19 ETSU (3/1/1991)	10
T-7.	Furman (3/2/2006)	9
T-7.	Elon (3/3/2004)	9
T-7.	ETSU (3/2/2000)	9
T-7.	ETSU (3/3/1995)	9
T-7.	Furman (3/3/1994)	9

## MOST FIRST HALF POINTS ALLOWED

Rank	Opponent (Date)	No.
T-1.	vs. Wofford (3/6/2020)	51
T-1.	ETSU (3/3/1989)	51
3.	Virginia Tech (3/1/1962)	49
T-4.	Davidson (2/28/1997)	47
T-4.	ETSU (3/6/1992)	47
T-4.	#19 ETSU (3/1/1991)	47
T-4.	Richmond (3/2/1967)	47
8.	Furman (3/4/1971)	46
T-9.	UNC Greensboro (3/6/2021)	45
T-9.	vs. Samford (3/8/2019)	45
T-9.	George Washington (2/27/1969)	45
T-9.	Washington & Lee (3/7/1957)	45

## MOST DEFENSIVE REBOUNDS (since 1994)

Rank	Opponent (Date)	No.
1.	Western Carolina (3/5/2021)	33
2.	ETSU (3/4/2022)	32
3.	VMI (2/27/1998)	31
4.	UNC Greensboro (3/6/2021)	30
T-5.	vs. VMI (3/2/2018)	29
T-5.	UNC Greensboro (3/7/2014)	29
7.	Appalachian State (3/2/2005)	28
T-8.	Western Carolina (3/3/2017)	27
T-8.	Samford (3/5/2010)	27
10.	VMI (2/28/2002)	26

## MOST TURNOVERS (since 1990)

Rank	Opponent (Date)	No.
1.	Georgia Southern (3/4/1993)	24
T-2.	ETSU (2/25/1999)	22
T-2.	#19 ETSU (3/1/1991)	22
4.	ETSU (3/6/1992)	21
5.	Appalachian State (3/2/2005)	19
T-6.	Western Carolina (3/3/2017)	18
T-6.	Furman (3/6/2015)	18
T-6.	Appalachian State (3/5/2003)	18
T-6.	VMI (2/28/2002)	18
T-6.	ETSU (3/2/2000)	18

## FEWEST FIRST HALF POINTS ALLOWED

Rank	Opponent (Date)	No.
1.	South Carolina (3/4/1943)	13
2.	Duke (2/29/1940)	17
3.	Samford (3/5/2010)	18
4.	Maryland (3/3/1938)	22
5.	Furman (3/2/2006)	23
T-6.	Western Carolina (3/2/2012)	24
T-6.	Appalachian State (3/1/1985)	24
T-6.	NC State (3/2/1939)	24
9.	George Washington (2/27/1959)	26
T-10.	Appalachian State (3/6/2010)	27
T-10.	Appalachian State (3/5/2003)	27
T-10.	ETSU (2/25/1999)	27
T-10.	VMI (2/27/1998)	27

## MOST TOTAL REBOUNDS (since 1975)

Rank	Opponent (Date)	No.
1.	ETSU (3/10/1983)	46
2.	ETSU (3/3/1989)	42
T-3.	ETSU (3/4/2022)	41
T-3.	Western Carolina (3/5/2021)	41
T-3.	VMI (2/27/1998)	41
T-6.	vs. VMI (3/2/2018)	39
T-6.	Marshall (3/2/1985)	39
T-6.	Furman (2/26/1977)	39
T-9.	UNC Greensboro (3/6/2021)	38
10.	Marshall (3/4/1988)	38

## FEWEST TURNOVERS (since 1990)

Rank	Opponent (Date)	No.
1.	Samford (3/6/2009)	4
2.	Samford (3/5/2010)	5
T-3.	vs. Wofford (3/6/2020)	6
T-3.	Appalachian State (3/6/2010)	6
T-5.	Chattanooga (3/5/2022)	8
T-5.	Elon (3/4/2011)	8
T-5.	Davidson (3/3/2006)	8
T-8.	ETSU (3/4/2022)	9
T-8.	Davidson (3/1/2002)	9
10.	vs. VMI (3/2/2018)	11

## MOST SECOND HALF POINTS SCORED

Rank	Opponent (Date)	No.
1.	Western Carolina (3/5/2021)	68
2.	Furman (3/3/1979)	52
3.	Richmond (2/28/1976)	50
4.	Furman (2/27/1987)	48
5.	UNC Greensboro (3/7/2014)	47
T-6.	ETSU (3/2/2000)	46
T-6.	Virginia Tech (3/1/1962)	46
T-8.	VMI (2/28/2002)	45
T-8.	Furman (3/4/1971)	45
T-10.	vs. Wofford (3/6/2020)	44
T-10.	Furman (3/3/1994)	44
T-10.	Marshall (2/23/1980)	44

## MOST ASSISTS (since 1990)

Rank	Opponent (Date)	No.
T-1.	vs. VMI (3/2/2018)	19
T-1.	UNC Greensboro (3/4/2017)	19
T-1.	Appalachian State (3/2/1990)	19
T-4.	Davidson (3/3/2006)	18
T-4.	Furman (3/3/1994)	18
T-6.	Elon (3/4/2011)	17
T-6.	Davidson (2/28/1997)	17
T-6.	ETSU (3/3/1995)	17
9.	#19 ETSU (3/1/1991)	16
T-10.	Western Carolina (3/3/2017)	15
T-10.	VMI (2/27/1998)	15

## MOST FIRST HALF POINTS SCORED

Rank	Opponent (Date)	No.
1.	George Washington (3/3/1961)	47
T-2.	ETSU (3/4/2022)	46
T-2.	ETSU (3/3/1989)	46
4.	Richmond (3/2/1967)	45
5.	Furman (3/3/1979)	42
T-6.	Davidson (3/3/2006)	40
T-6.	Appalachian State (3/2/1990)	40
T-6.	Appalachian State (3/2/1984)	40
T-9.	UNC Greensboro (3/6/2021)	39
T-9.	UNC Greensboro (3/4/2017)	39
T-9.	Western Carolina (3/3/2017)	39
T-9.	UNC Greensboro (3/7/2014)	39
T-9.	William & Mary (3/1/1973)	39
T-9.	Richmond (2/28/1968)	39

## FEWEST SECOND HALF POINTS SCORED

Rank	Opponent (Date)	No.
1.	Georgia Southern (3/4/1993)	12
2.	Duke (3/5/1943)	16
T-3.	CofC (3/7/2008)	17
T-3.	Duke (2/29/1940)	17
T-5.	South Carolina (3/4/1943)	21

## MOST BLOCKS (since 1991)

Rank	Opponent (Date)	No.
1.	VMI (2/27/1998)	6
T-2.	UNC Greensboro (3/7/2014)	5
T-2.	Elon (3/4/2011)	5



# TEAM RECORDS - SOCON TOURNAMENT

T-5.	NC State (3/2/1939).....	21
7.	William & Mary (2/22/1945) .....	22
T-8.	ETSU (3/4/2022).....	23
T-8.	Maryland (3/3/1938).....	23
T-10.	Davidson (2/28/1998) .....	24
T-10.	Davidson (2/28/1997) .....	24

## MOST SECOND HALF POINTS ALLOWED

Rank	Opponent (Date)	No.
1.	Furman (3/3/1979).....	63
2.	#7 Davidson (2/27/1964) .....	58
3.	William & Mary (3/1/1973) .....	57
T-4.	Marshall (2/23/1980).....	56
T-4.	George Washington (3/3/1961).....	56
6.	vs. Samford (3/8/2019) .....	55
T-7.	#19 ETSU (3/1/1991).....	52
T-7.	Virginia Tech (3/1/1962).....	52
T-9.	VMI (2/27/1998) .....	50
T-9.	East Carolina (3/2/1972).....	50
T-9.	Davidson (2/24/1966) .....	50

## FEWEST SECOND HALF POINTS ALLOWED

Rank	Opponent (Date)	No.
1.	South Carolina (3/4/1943).....	10
2.	NC State (3/2/1939).....	16
3.	William & Mary (2/22/1945) .....	17
T-4.	Richmond (3/2/1961) .....	23
T-4.	Duke (2/29/1940).....	23
T-4.	Maryland (3/3/1938).....	23
8.	Samford (3/5/2010).....	25
7.	Duke (3/5/1943).....	24
T-9.	Davidson (2/28/1997) .....	26
T-9.	Davidson (2/28/1982) .....	26
T-9.	George Washington (2/27/1959).....	26

## MOST POINTS SCORED - 1ST OVERTIME

Rank	Opponent (Date)	No.
1.	ETSU (3/4/2022).....	15

# GRADUATING CLASSES STATISTICS



Season	Overall Wins	Overall Losses	Home Wins	Home Losses	Away Wins	Away Losses	Neutral Wins	Neutral Losses	Conf. Wins	Conf. Losses
1900-01	0	1	--	--	--	--	--	--	--	--
1912-13	2	3	--	--	--	--	--	--	--	--
1913-14	8	4	--	--	--	--	--	--	--	--
1914-15	13	6	--	--	--	--	--	--	--	--
1915-16	15	5	--	--	--	--	--	--	--	--
1916-17	15	5	--	--	--	--	--	--	--	--
1917-18	10	4	--	--	--	--	--	--	--	--
1918-19	15	2	--	--	--	--	--	--	--	--
1919-20	20	1	6	0	2	0	0	0	--	--
1920-21	28	7	13	0	2	6	0	0	--	--
1921-22	26	12	18	0	3	10	0	1	--	--
1922-23	20	17	15	2	3	13	0	0	--	--
1923-24	14	18	9	6	4	11	0	1	--	--
1924-25	18	15	11	6	6	8	1	1	--	--
1925-26	22	16	14	5	8	8	1	2	--	--
1926-27	37	10	22	2	11	6	4	2	--	--
1927-28	39	13	24	2	12	9	3	1	--	--
1928-29	42	11	26	3	13	7	3	0	--	--
1929-30	35	20	23	5	12	14	0	0	--	--
1930-31	28	24	17	11	11	13	0	0	--	--
1931-32	24	31	13	13	11	18	0	0	--	--
1932-33	18	31	9	15	9	16	0	0	--	--
1933-34	20	29	10	13	10	16	0	0	--	--
1934-35	17	27	7	15	10	12	0	0	--	--
1935-36	20	21	10	11	10	10	0	0	--	--
1936-37	19	26	11	12	8	13	0	1	0	7
1937-38	27	22	17	7	10	13	0	2	7	10
1938-39	33	22	17	6	16	13	0	3	14	14
1939-40	34	19	17	5	17	11	0	3	20	11
1940-41	24	26	12	10	12	14	0	2	14	17
1941-42	13	25	9	17	4	16	0	2	8	25
1942-43	13	30	10	14	2	14	1	2	7	24
1943-44	12	21	10	9	1	10	1	2	6	16
1944-45	19	12	13	4	5	6	1	2	13	8
1945-46	19	18	14	7	5	10	0	1	10	11
1946-47	21	26	14	10	7	15	0	1	10	20
1947-48	20	30	14	11	6	19	0	0	6	24
1948-49	13	35	8	12	5	23	0	0	4	29
1949-50	13	40	9	14	4	26	0	0	6	29
1950-51	11	42	7	15	4	27	0	0	4	28
1951-52	18	48	12	17	6	31	0	0	5	28
1952-53	18	46	12	18	6	28	0	0	3	29
1953-54	14	53	11	22	3	31	0	0	2	29
1954-55	7	50	6	24	1	26	0	0	1	28
1955-56	5	55	5	26	0	29	0	0	1	27
1956-57	14	51	11	22	3	28	0	1	5	29
1957-58	29	44	20	14	6	26	3	4	14	25
1958-59	42	30	26	6	11	19	5	5	21	19
1959-60	46	24	28	4	12	14	6	6	24	14
1960-61	47	21	26	3	16	13	5	5	25	12
1961-62	40	31	23	7	13	17	4	7	22	16
1962-63	28	43	16	13	9	24	3	6	16	22
1963-64	22	45	14	18	6	22	2	5	10	26
1964-65	27	42	15	18	11	21	1	3	14	25
1965-66	31	38	18	15	12	20	1	3	16	24
1966-67	28	45	19	16	8	26	1	3	18	25
1967-68	26	47	18	18	7	25	1	4	14	21
1968-69	32	43	20	17	10	21	2	5	17	20
1969-70	32	42	19	19	12	16	1	7	15	22
1970-71	34	40	23	14	9	19	2	7	15	22
1971-72	33	41	24	15	7	19	2	7	15	20
1972-73	36	40	27	8	7	23	2	9	17	18
1973-74	33	42	25	10	5	24	3	8	15	22
1974-75	26	44	20	11	4	26	2	7	12	27



# GRADUATING CLASSES STATISTICS

<u>Season</u>	<u>Overall Wins</u>	<u>Overall Losses</u>	<u>Conf. Wins</u>	<u>Conf. Losses</u>
1975-76	36	61	18	35
1976-77	33	65	12	38
1977-78	31	70	10	40
1978-79	46	62	18	33
1979-80	50	58	18	35
1980-81	51	56	3	20
1981-82	57	51	25	37
1982-83	49	60	22	42
1983-84	49	61	24	40
1984-85	58	55	33	31
1985-86	54	59	31	33
1986-87	45	58	30	34
1987-88	49	54	27	37
1988-89	47	65	23	39
1989-90	49	63	23	37
1990-91	42	70	18	40
1991-92	44	68	16	40
1992-93	38	73	17	43
1993-94	37	73	18	46
1994-95	42	67	23	41
1995-96	42	65	25	39
1996-97	45	62	23	37
1997-98	49	59	23	33
1998-99	47	61	20	38
1999-2000	46	65	20	39
2000-01	49	63	23	38
2001-02	51	62	25	38
2002-03	50	64	25	38
2003-04	47	66	22	42
2004-05	43	70	17	47
2005-06	36	79	10	53
2006-07	35	82	11	54
2007-08	35	84	10	59
2008-09	43	81	21	52
2009-10	49	76	29	47
2010-11	52	75	31	45
2011-12	52	75	33	41
2012-13	40	68	23	49
2013-14	31	94	16	54
2014-15	32	91	16	54
2015-16	36	79	16	54
2016-17	40	88	15	55
2017-18	<i>No seniors graduated</i>			
2018-19	45	82	16	56
2019-20	41	84	13	59
2020-21	42	75	14	56
2021-22	44	72	15	55
2022-23	42	76	16	54
2023-24	<i>No seniors graduated</i>			
2024-25	<i>No seniors graduated</i>			

39

# ALL-TIME RECORDS VS. TOP-25 OPPONENTS



Date	Year	Rank Opponent	Result	The Citadel	Opponent
Dec. 16	1957	at #20 Memphis State	L	63	70
Dec. 9	1958	at #4 West Virginia	L	61	89
Feb. 28	1959	vs. #10 West Virginia	L	66	85
Jan. 29	1960	at #1 Cincinnati	L	43	64
Dec. 1	1962	at #5 West Virginia	L	61	86
Jan. 13	1964	at #5 Davidson	L	67	88
Feb. 22	1964	vs. #8 Davidson	L	78	86
Feb. 27	1964	vs. #7 Davidson	L	62	91
Jan. 11	1965	vs. #10 Davidson	L	81	100
Feb. 20	1965	at #5 Davidson	L	50	62
Jan. 25	1969	at #4 Davidson	L	72	80
Feb. 22	1969	at #3 North Carolina	L	59	106
Jan. 3	1970	vs. #11 Davidson	L	41	56
Dec. 3	1971	at #1 UCLA	L	49	105
Dec. 30	1971	vs. #11 Virginia	L	72	77
Dec. 1	1973	at #3 Indiana	L	55	74
Nov. 29	1975	at #13 N.C. State	L	75	103
Feb. 1	1980	at #11 North Carolina	L	40	51
Jan. 14	1981	at #19 Clemson	L	58	82
Feb. 5	1982	vs. #17 N.C. State	L	44	54
Feb. 6	1982	vs. #2 North Carolina	L	46	67
Feb. 4	1983	vs. #1 North Carolina	L	36	81
Feb. 4	1984	vs. #1 North Carolina	L	60	76
Feb. 1	1985	at #13 North Carolina	L	62	83
Dec. 22	1985	at #1 North Carolina	L	51	104
Dec. 22	1986	at #13 Kansas	L	71	74
Dec. 17	1987	at #4 North Carolina	L	74	98
Nov. 26	1988	at #1 Duke	L	52	93
Jan. 3	1990	at #13 Duke	L	69	108
Jan. 14	1991	at #16 ETSU	L	76	96
Jan. 16	1991	vs. #12 Duke	L	50	83
Feb. 9	1991	vs. #13 ETSU	L	69	101
Feb. 18	1991	at #8 North Carolina	L	50	118
March 1	1991	vs. #19 ETSU	L	70	99
Nov. 24	1991	at #8 North Carolina	L	58	97
Nov. 25	1991	at #22 Wake Forest	L	57	97
Dec. 18	1991	at #20 Alabama	L	67	107
Dec. 7	1992	at #25 Nebraska	L	46	86
Dec. 1	1993	at #6 Duke	L	63	78
Dec. 20	1994	at #19 Wake Forest	L	58	81
Nov. 25	1996	vs. #3 Wake Forest	L	52	86
Nov. 21	1997	at #6 South Carolina	L	55	77
Feb. 6	1999	vs. #22 College of Charleston	L	39	60
Nov. 27	2002	at #11 Maryland	L	49	97
Dec. 20	2007	at #7 Washington State	L	45	67
Dec. 17	2008	at #19 Michigan State	L	65	79
Nov. 24	2009	at #8 West Virginia	L	50	69
Dec. 7	2009	vs. #12 Michigan State	L	56	69
Dec. 19	2009	at #23 Texas A&M	L	50	71
Nov. 14	2015	at #22 Butler	L	71	144
Nov. 20	2016	at #20 Iowa State	L	63	130
Nov. 6	2018	at #22 Clemson	L	80	100
Nov. 21	2021	at #5 Duke	L	81	107



# ALL-TIME RECORDS VS. OPPONENTS

## AIR FORCE

Overall Record	2-3
Home Record	2-1
Away Record	0-1
Neutral Record	0-1
Largest Win	4, Dec. 29, 1994
Largest Loss	7, Nov. 11, 2012 / 7, Nov. 15, 2014

Date	Location	Result	Score
12-29-1971	H	W	61-60
12-29-1994	H	W	65-61
11-11-2012 @	H	L	70-77
11-15-2014 !	N	L	55-58
12-2-2015	A	L	93-97

@ - Indicates All-Military Classic (Charleston, S.C.)  
! - Indicates All-Military Classic (West Point, N.Y.)

## ALABAMA

Overall Record	2-1
Home Record	2-0
Away Record	0-1
Largest Win	9, Dec. 27, 1963
Largest Loss	40, Dec. 18, 1992

Date	Location	Result	Score
12-7-1959	H	W	68-60
12-27-1963	H	W	76-67
12-18-1992 #20	A	L	67-107

# - Indicates Alabama National Ranked

## ALABAMA-BIRMINGHAM (UAB)

Overall Record	0-1
Home Record	0-1

Date	Location	Result	Score
12-29-1984	H	L	64-79

## ALLEN

Overall Record	1-0
Home Record	1-0

Date	Location	Result	Score
12-8-1988	H	W	71-45

## ANDERSON

Overall Record	4-0
Home Record	4-0
Largest Win	51, Dec. 3, 1996

Date	Location	Result	Score
12-3-1996	H	W	103-52
1-24-1998	H	W	87-35
11-17-1998	H	W	83-52
11-30-1999	H	W (OT)	84-82

## APPALACHIAN STATE

Overall Record	25-53
Home Record	17-17
Away Record	7-29
Neutral Record	1-7
Largest Win	19, Jan. 11, 1982
Largest Loss	41, Jan. 27, 2007

Date	Location	Result	Score
12-14-1968	H	W	80-78
1-8-1973 *	A	L (OT)	75-78
2-19-1973 *	H	W	87-69
1-12-1974 *	A	L	72-90
2-21-1974 *	H	W	77-76
12-14-1974 *	H	W	99-94
1-11-1975 *	A	W	70-69
12-13-1975 *	A	L	65-83
1-31-1976 *	H	L	67-70
1-27-1977 *	A	L	56-76
2-5-1977 *	H	L	64-68
1-21-1978 *	A	L	66-75
2-1-1978 *	H	L	65-66
2-25-1978 #1	A	L	64-81

2-3-1979 *	A	L	65-76
2-14-1979 *	H	L	64-68
1-14-1980 *	H	W	54-53
2-9-1980 *	A	L	57-73
2-7-1981 *	A	L	41-48
2-14-1981 *	H	L	54-66
1-11-1982 *	H	W	83-64
2-13-1982 *	A	L	46-65
12-1-1982 *	A	W	60-55
1-29-1983 *	H	W	90-72
1-21-1984 *	A	L	60-66
1-28-1984 *	H	W	83-69
3-2-1984 #2	N	L	77-82
1-19-1985 *	H	W	84-77
2-23-1985 *	A	L	56-57
3-1-1985 #3	H	W	68-62
2-1-1986 *	A	L	55-65
2-17-1986 *	H	L	66-67
1-31-1987 *	H	L	69-72
2-16-1987 *	A	W	70-66
2-6-1988 *	A	L	72-89
2-29-1988 *	H	W	73-71
1-14-1989 *	H	W	65-62
2-13-1989 *	A	L	72-86
1-13-1990 *	A	L	64-101
2-12-1990 *	H	L	80-88
3-2-1990 #2	N	L	71-86
1-12-1991 *	A	L	74-84
2-11-1991 *	H	L	69-84
1-11-1992 *	H	W	80-72
2-10-1992 *	A	L	65-78
1-10-1993 *	H	L	53-69
2-13-1993 *	A	W	75-71
1-10-1994 *	A	L	70-81
2-12-1994 *	H	W	78-65
1-21-1995 *	A	L	57-74
1-20-1996 *	H	W (OT)	84-75
2-29-1996 #4	N	L	73-75
2-17-1997 *	A	L	63-74
2-16-1998 *	H	L	53-60
12-29-1998 *	A	L	65-81
1-3-2000 *	H	L	48-82
1-29-2001 *	A	L (OT)	74-81
1-26-2002 *	H	L	74-78
2-1-2003 *	A	L	65-75
3-5-2003 #5	N	L	63-73
12-1-2003 *	H	L	62-72
2-3-2005 *	A	L	66-84
1-28-2006 *	H	L	65-66
12-4-2006 *	H	L	52-56
1-27-2007 *	A	L	54-95
1-5-2008 *	H	L	50-63
2-9-2008 *	A	L (OT)	71-75
2-5-2009 *	A	W	74-72
2-12-2009 *	H	W (OT)	78-73
1-6-2010 *	A	W	68-58
3-6-2010 #6	N	L	61-71
1-20-2011 *	H	W	81-63
2-26-2011 *	A	L	59-70
2-22-2012 *	H	W	62-51
2-20-2013 *	A	W (OT)	80-77
1-23-2014 *	H	L	67-80
2-6-2014 *	A	L	45-54

\* - Indicates Southern Conference Game

#1 - Indicates Southern Conference Tournament (Boone, N.C.)

#2 - Indicates Southern Conference Tournament (Asheville, N.C.)

#3 - Indicates Southern Conference Tournament (Charleston, S.C.)

#4 - Indicates Southern Conference Tournament (Greensboro, N.C.)

#5 - Indicates Southern Conference Tournament (North Charleston, S.C.)

#6 - Indicates Southern Conference Tournament (Charlotte, N.C.)

## ARIZONA STATE

Overall Record	0-1
Away Record	0-1

Date	Location	Result	Score
11-23-2016	A	L	110-127

## ARKANSAS STATE

Overall Record	5-4
Home Record	3-1
Away Record	2-3
Largest Win	38, Jan. 19, 1972
Largest Loss	14, Jan. 30, 1971

Date	Location	Result	Score
1-31-1962	A	L	75-80
2-21-1963	H	W	71-57
12-5-1964	H	W	94-75
12-1-1965	A	L	73-74
12-27-1967	A	W	79-71
12-13-1969	H	L	72-81
1-30-1971	A	L	60-74
1-19-1972	H	W	86-48
1-3-1973	A	W	81-80

## ARMY WEST POINT

Overall Record	6-3
Home Record	2-2
Away Record	3-0
Neutral Record	1-1
Largest Win	24, Jan. 2, 2004
Largest Loss	15, Nov. 9, 2013

Date	Location	Result	Score
12-4-1986	A	W	69-65
12-5-1987	H	L	64-69
11-29-1991	H	W	59-53
1-2-2004	H	W	82-58
11-20-2004	A	W	69-62
11-26-2005	A	W (OT)	70-68
12-2-2006	H	L	55-63
11-12-2011 !	N	W	83-72
11-9-2013 @	N	L	69-84

! - Indicates All-Military Classic (Colorado Springs, Colo.)

@ - Indicates All-Military Classic (Lexington, Va.)

## ASBURY

Overall Record	2-0
Home Record	2-0
Largest Win	27, Nov. 23, 2005

Date	Location	Result	Score
11-23-2005	H	W	75-48
11-25-2006	H	W	81-60

## ASHLEY ATHLETIC CLUB

Overall Record	3-0
Home Record	3-0
Biggest Win	50, Jan. 27, 1920

Date	Location	Result	Score
1919	H	W	33-15
1919	H	W	32-14
1-17-1920	H	W	54-4

## ATLANTA YMCA

Overall Record	0-1
Away Record	0-1

Date	Location	Result	Score
1-4-1930	A	L	21-36

# ALL-TIME RECORDS VS. OPPONENTS



**AUBURN**

Overall Record ..... 1-1  
 Home Record ..... 0-1  
 Away Record ..... 1-0  
 Largest Win ..... 3, Dec. 1, 1967  
 Largest Loss ..... 22, Dec. 1, 1966

Date	Location	Result	Score
12-1-1966	H	L	83-105
12-1-1967	A	W	73-70

**AUGUSTA**

Overall Record ..... 1-0  
 Home Record ..... 1-0

Date	Location	Result	Score
12-7-1968	H	W	93-75

**AUGUSTA YMCA**

Overall Record ..... 2-1  
 Away Record ..... 2-1  
 Largest Win ..... 9, Jan. 3, 1930  
 Largest Loss ..... 6, Jan. 5, 1934

Date	Location	Result	Score
1-3-1930	A	W	38-29
1-5-1934	A	L	43-49
1-6-1934	A	W	42-38

**BARBER-SCOTIA**

Overall Record ..... 1-0  
 Home Record ..... 1-0

Date	Location	Result	Score
2-12-1987	H	W	94-69

**BARTON**

Overall Record ..... 2-0  
 Home Record ..... 2-0

Date	Location	Result	Score
1-26-1974	H	W	85-62
11-22-1991	H	W	77-60

\*\* Editor's Note - Known as Atlantic Christian prior to 1990 \*\*

**BARRY**

Overall Record ..... 2-0  
 Home Record ..... 2-0  
 Largest Win ..... 18, Dec. 16, 1989

Date	Location	Result	Score
12-16-1989	H	W	81-63
1-20-1992	H	W	75-72

**BENEDICT**

Overall Record ..... 2-0  
 Home Record ..... 2-0  
 Largest Win ..... 33, Dec. 13, 1986

Date	Location	Result	Score
12-13-1986	H	W	113-80
12-3-1990	H	W (OT)	94-88

**BETHUNE-COOKMAN**

Overall Record ..... 4-0  
 Home Record ..... 3-0  
 Away Record ..... 1-0  
 Largest Win ..... 12, Dec. 16, 2016

Date	Location	Result	Score
12-3-1980	H	W	67-57
1-3-2009	H	W	58-57
12-30-2014	H	W	51-47
12-16-2015	A	W	99-87

**BIRMINGHAM SOUTHERN**

Overall Record ..... 1-1  
 Home Record ..... 1-1

Date	Location	Result	Score
2-27-1925	H	W	42-24
3-1-1928	H	L	34-35

**BISCAYNE**

Overall Record ..... 1-0  
 Home Record ..... 1-0

Date	Location	Result	Score
12-2-1978	H	W	98-69

**BOB JONES**

Overall Record ..... 2-0  
 Home Record ..... 1-0  
 Neutral Record ..... 1-0  
 Largest Win ..... 40, Nov. 27, 2015

Date	Location	Result	Score
11-22-2014	H	W	81-50
11-27-2015 !	N	W	121-81

! - Indicates Palmetto State Shootout (Spartanburg, S.C.)

**BOSTON**

Overall Record ..... 1-0  
 Home Record ..... 1-0

Date	Location	Result	Score
1-6-1976	H	W	86-73

**BOSTON COLLEGE**

Overall Record ..... 0-2  
 Home Record ..... 0-1  
 Away Record ..... 0-1

Date	Location	Result	Score
11-10-2023	H	L	71-75
11-04-2024	A	L	60-69

**BOWLING GREEN**

Overall Record ..... 0-1  
 Neutral Record ..... 0-1

Date	Location	Result	Score
12-8-1995	N	L	56-79

**BREVARD**

Overall Record ..... 2-0  
 Home Record ..... 2-0  
 Largest Win ..... 43, Nov. 26, 2019

Date	Location	Result	Score
12-18-2013	H	W	79-68
11-26-2019	H	W	90-47

**BRIGHAM YOUNG (BYU)**

Overall Record ..... 1-0  
 Home Record ..... 1-0

Date	Location	Result	Score
12-19-1960	H	W	94-83

**BYU-HAWAII**

Overall ..... 0-1  
 Away Record ..... 0-1

Date	Location	Result	Score
12-22-1999	A	L	78-92

**BROWN**

Overall Record ..... 0-1  
 Home Record ..... 0-1

Date	Location	Result	Score
------	----------	--------	-------

12-28-1972 H L 60-67

**BUCKNELL**

Overall Record ..... 1-0  
 Home Record ..... 1-0

Date	Location	Result	Score
1-1-1960	H	W	95-73

**BUTLER**

Overall Record ..... 0-2  
 Away Record ..... 0-2

Date	Location	Result	Score
11-14-2015	A	L	71-144
11-19-2022	A	L	42-89

**CABRINI**

Overall Record ..... 1-0  
 Home Record ..... 1-0

Date	Location	Result	Score
12-14-1992	H	W	69-47

**UC-DAVIS**

Overall Record ..... 0-1  
 Away Record ..... 0-1

Date	Location	Result	Score
12-15-2008	H	L	61-79

**UCLA**

Overall Record ..... 0-1  
 Away Record ..... 0-1

Date	Location	Result	Score
12-3-1971 #1	A	L	49-105

# - Indicates UCLA Nationally Ranked

**CAMP JACKSON**

Overall Record ..... 2-0  
 Home Record ..... 2-0  
 Largest Win ..... 23, Feb. 15, 1920

Date	Location	Result	Score
1-26-1920	H	W	31-22
2-15-1920	H	W	48-25

**CAMP LEJEUNE**

Overall Record ..... 1-0  
 Away Record ..... 1-0

Date	Location	Result	Score
1-9-1950	A	W	58-56

**CAMPBELL**

Overall Record ..... 2-9  
 Home Record ..... 0-5  
 Away Record ..... 1-3  
 Neutral Record ..... 1-1  
 Largest Win ..... 18, Jan. 8, 1983  
 Largest Loss ..... 28, Dec. 12, 2024

Date	Location	Result	Score
12-1-1971	H	L (OT)	77-79
2-24-1975	H	L	78-86
2-2-1976 \$	N	L (OT)	106-112
1-8-1983 #	N	W	68-50
12-19-2015	A	L	82-101
12-4-2016 \$	H	L	91-97
12-14-2017	A	L	77-87
12-18-2018	A	W	82-76
11-16-2019	H	L	73-87
11-22-2023	A	L	58-65
12-12-2024	H	L	58-86

\$ - Game played in Fayetteville, N.C.



# ALL-TIME RECORDS VS. OPPONENTS

# - Game played at Winthrop (Rock Hill, S.C.)  
\$ - Holy City Hoops Classic (Charleston, S.C.)

## CANISIUS

Overall Record ..... 1-0  
Home Record ..... 1-0

Date	Location	Result	Score
12-20-1977	H	W	79-72

## CARVER

Overall Record ..... 3-0  
Home Record ..... 3-0

Date	Location	Result	Score
12-7-2019	H	W	108-40
12-9-2020	H	W	102-51
11-18-2021	H	W	102-49

## CATHOLIC

Overall Record ..... 1-1  
Home Record ..... 0-1  
Away Record ..... 1-0

Date	Location	Result	Score
12-19-1938	A	W	48-37
12-21-1977	H	L	72-74

## CELTICS (ABA)

Overall Record ..... 0-1  
Home Record ..... 0-1

Date	Location	Result	Score
1-13-1934	H	L	34-42

## CENTENARY

Overall Record ..... 0-1  
Home Record ..... 0-1

Date	Location	Result	Score
12-26-1957	H	L	62-87

## CENTRAL ARKANSAS

Overall Record ..... 0-2  
Home Record ..... 0-1  
Away Record ..... 0-1

Date	Location	Result	Score
11-29-2008	H	L	53-58
12-16-2024	A	L	71-73

## CENTRAL CONNECTICUT STATE

Overall Record ..... 1-0  
Home Record ..... 1-0

Date	Location	Result	Score
11-29-2009 #	H	W	67-53

# - Indicates CollegeInsider.Com Skip Prosser Classic (Charleston, S.C.)

## CENTRAL FLORIDA

Overall Record ..... 1-2  
Home Record ..... 1-1  
Away Record ..... 0-1  
Largest Win ..... 6, Feb. 20, 1986  
Largest Loss ..... 14, Nov. 28, 2003

Date	Location	Result	Score
2-20-1986	H	W	72-66
12-30-2002	A	L	55-64
11-28-2003	H	L	60-74

## CHARLESTON ATHLETIC CLUB

Overall Record ..... 3-0  
Home Record ..... 3-0  
Largest Win ..... 11, 1917

Date	Location	Result	Score
1916	H	W	27-25
1917	H	W	30-19
1917	H	W	23-20

## CHARLESTON COAST GUARD

Overall Record ..... 2-0  
Home Record ..... 2-0  
Largest Win ..... 23, Feb. 13, 1943

Date	Location	Result	Score
2-13-1943	H	W	52-29
1-12-1946	H	W	53-45

## CHARLESTON NAVY BASE

Overall Record ..... 2-2  
Home Record ..... 2-2  
Largest Win ..... 53, Dec. 3, 1951  
Largest Loss ..... 19, Jan. 23, 1952

Date	Location	Result	Score
1-18-1946	H	L	41-57
12-10-1947	H	W	70-50
12-3-1951	H	W	90-37
1-23-1952	H	L	55-74

## CHARLESTON SOUTHERN

Overall Record ..... 21-17  
Home Record ..... 14-8  
Away Record ..... 7-9  
Biggest Win ..... 49, Feb. 21, 1979  
Largest Loss ..... 30, Jan. 6, 1986

Date	Location	Result	Score
11-30-1974	H	W	107-92
12-10-1975	A	W	75-70
2-23-1976	H	W	96-69
1-10-1977	A	L	54-68
2-17-1977	H	W	78-74
2-15-1978	H	L	77-83
2-21-1979	H	W	91-42
12-10-1979	A	W	68-62
2-13-1980	H	W	62-52
2-25-1981	H	L	62-67
12-3-1983	H	W	72-61
11-28-1984	A	W	78-61
12-8-1984	H	W	62-53
12-14-1985	H	W	78-68
1-6-1986	A	L	65-95
12-2-1992	H	W	59-54
12-9-1993	A	W	85-83
12-3-1994	H	L	69-84
1-4-1995	A	L	53-55
11-30-1995	H	W (OT)	96-90
1-3-1996	A	L	74-82
12-21-1996	H	W (OT)	86-80
1-2-1997	A	L	61-77
11-25-1997	A	W	77-56
12-3-1997	H	W	79-69
12-1-2001	H	L	66-70
12-2-2002	H	L	56-68
2-17-2005	A	L	46-65
12-1-2005	H	L	57-74
11-16-2006	A	L	63-72
11-26-2007	H	W	76-73
11-25-2008	A	W	84-80
11-17-2009	H	L	60-61
11-16-2010	A	L	61-68
12-14-2011	H	L	69-88
12-4-2012	A	L	73-101
11-30-2022	A	W	76-73
11-28-2023	H	W	81-52

\*\* Editor's Note - Known as Baptist College prior to 1990 \*\*

## CHERRY POINT

Overall Record ..... 0-1  
Away Record ..... 0-1

Date	Location	Result	Score
2-25-1952	A	L	50-64

## CHICAGO STATE

Overall Record ..... 0-1  
Home Record ..... 0-1

Date	Location	Result	Score
1-30-2023	H	L	75-76

## CHOWAN

Overall Record ..... 3-0  
Home Record ..... 3-0  
Largest Win ..... 19, Nov. 29, 2004

Date	Location	Result	Score
12-19-2003	H	W	89-72
11-29-2004	H	W	80-61
12-31-2010	H	W	67-53

## CINCINNATI

Overall Record ..... 0-1  
Away Record ..... 0-1

Date	Location	Result	Score
1-29-1960 #1	A	L	43-64

# - Indicates Cincinnati Nationally Ranked

## CINCINNATI CHRISTIAN

Overall Record ..... 1-0  
Home Record ..... 1-0

Date	Location	Result	Score
11-22-2008	H	W	78-55

## CITY LEAGUE

Overall Record ..... 0-1  
Home Record ..... 0-1

Date	Location	Result	Score
1-22-1933	H	L	14-36

## CLEMSON

Overall Record ..... 23-61  
Home Record ..... 15-17  
Away Record ..... 7-44  
Largest Win ..... 28, 1915  
Largest Loss ..... 52, Feb. 23, 1946

Date	Location	Result	Score
3-6-1915	H	W	48-20
2-19-1921	H	W	28-26
1-28-1922	H	W	29-8
2-14-1922	A	L	19-20
1-31-1925	H	W	34-18
2-13-1925	A	W	25-21
2-12-1926	A	W	26-23
1-14-1929	H	W	40-37
2-16-1929	A	L	33-35
2-17-1930	A	L (OT)	35-38
2-15-1932	A	L	12-17
2-12-1937 *	A	L	38-44
2-12-1938 *	H	W	28-26
2-25-1938 *	A	L	35-47
2-12-1939 *	H	W	42-38
2-20-1939 *	A	L	36-51
2-10-1940 *	H	L	27-38
2-23-1940 *	A	L	30-46
2-8-1941 *	H	L	48-62
2-21-1941 *	A	L	43-62
2-7-1942 *	H	L	38-39
2-24-1942 *	A	L	27-35

# ALL-TIME RECORDS VS. OPPONENTS



2-6-1943 *	H	W	49-35
2-24-1943 *	A	W	63-38
2-9-1945 *	H	L	43-52
2-10-1945 *	H	W	52-29
2-15-1945 *	A	W (OT)	41-39
2-16-1945 *	A	L	38-43
2-9-1946 *	H	L	46-63
2-23-1946 *	A	L	24-76
1-24-1947 *	A	L	40-60
1-23-1948 *	A	W	52-50
2-7-1948 *	H	W	47-43
1-8-1949 *	A	L	39-65
2-5-1949 *	H	L	44-63
1-18-1950 *	A	L	38-63
2-4-1950 *	H	L	34-59
1-20-1951 *	A	L	43-69
2-24-1951 *	H	L	57-73
1-12-1952 *	A	L	59-89
1-26-1952 *	H	L	63-66
1-17-1953 *	H	L	58-64
1-23-1953 *	A	L	50-79
1-16-1954	H	L	52-76
1-29-1954	A	L	55-78
1-30-1956	H	L	70-86
2-6-1956	A	L	69-114
12-15-1956	H	W	71-66
2-15-1957	A	L	66-68
1-25-1958	A	W	60-57
1-19-1959	H	W	55-44
12-17-1960	A	L	68-78
12-16-1961	H	L	62-68
1-14-1963	A	L	56-93
12-8-1963	H	W	68-57
12-7-1964	A	L	75-90
1-18-1966	H	L	61-70
12-3-1966	A	L	85-102
12-4-1967	H	W	74-70
1-2-1969	A	W	73-72
1-24-1973	A	L	54-72
1-30-1974	A	L (OT)	58-62
1-29-1975	A	L	75-106
1-10-1976	H	L	68-81
12-3-1977	A	L	65-99
12-9-1978	A	L	58-71
1-6-1979	H	W	58-56
1-14-1981 #19	A	L	58-82
1-30-1982	H	L	56-88
12-6-1982	A	L	56-63
12-10-1983	A	L	70-92
11-28-1988	A	L	82-96
11-28-1989	H	L	54-71
11-28-1990	A	L	77-91
12-19-1992	A	L	54-76
12-18-1993	A	L	64-76
12-18-1994	A	L	66-77
11-25-2000	A	L	76-84
12-17-2004	A	L	52-76
1-2-2011	A	L	54-69
11-16-2011	H	L	50-73
1-1-2013	A	L	51-92
11-6-2018 #22	A	L	80-100
11-7-2022	A	L	69-80

\* - Indicates Southern Conference Game  
# - Indicates Clemson Nationally Ranked

## COASTAL CAROLINA

Overall Record.....	4-6
Home Record.....	3-3
Away Record.....	1-3
Largest Win.....	20, Feb. 4, 1980
Largest Loss.....	22, Dec. 6, 2011

Date	Location	Result	Score
2-4-1980	H	W	90-70

12-13-1980	H	W	71-66
12-6-1989	A	L	76-78
12-6-1990	H	L	76-78
12-21-1998	A	W	76-68
11-23-1999	H	L	60-68
12-22-2000	A	L	74-85
12-29-2001	H	W	74-85
11-27-2010	A	L	64-72
12-6-2011	H	L	58-80

## COKER

Overall Record.....	4-1
Home Record.....	4-1
Largest Win.....	35, Dec. 1, 1986
Largest Loss.....	3, Jan. 18, 1988

Date	Location	Result	Score
11-26-1984	H	W	112-85
12-9-1985	H	W	111-93
12-1-1986	H	W	92-57
1-18-1988	H	L	51-54
12-2-1989	H	W	69-52

## COLGATE

Overall Record.....	2-0
Home Record.....	2-0
Largest Win.....	31, Dec. 29, 2000

Date	Location	Result	Score
12-29-2000	H	W	86-55
12-2-2016	H	W	108-101

## COLLEGE OF CHARLESTON

Overall Record.....	40-60
Home Record.....	25-28*
Away Record.....	4-24*
Neutral Record.....	1-2*
Largest Win.....	50, 1915
Largest Loss.....	33, 1918

Date	Location	Result	Score
1901	L	L	7-25
1901	L	L	10-19
3-8-1901	L	L	19-23
1913	W	W	24-21
1913	L	L	17-31
1913	L	L	28-30
1914	W	W	42-11
1914	W	W	49-6
1915	W	W	49-27
1915	W	W	58-8
1916	W	W	30-25
1916	W	W	41-11
1917	W	W	46-7
1917	W	W	59-15
1918	L	L	15-48
1/31/1920	W	W	41-11
1-16-1921	W	W	55-15
2-21-1922	W	W	31-13
2-24-1923	W	W	32-14
1-9-1926	W	W	29-20
1926	W	W	14-12
1-28-1927	W	W	34-23
2-24-1928	W	W	47-34
2-9-1929	W	W	26-15
3-1-1930	W	W	50-44
2-7-1931	L	L	30-32
2-27-1931	W	W	40-37
2-28-1931	L	L	26-30
2-27-1932	W	W	31-25
3-4-1932	W	W	36-21
2-24-1933	W	W	35-25
2-25-1933	W	W	38-21
1-20-1934	W	W	30-27
3-2-1934	L	L	32-33
3-3-1934	W	W	35-32
3-8-1935	L	L	18-43

3-9-1935	L	L	18-33
1-31-1936	W	W	31-28
1-23-1937	A	L	29-31
2-20-1937	A	W	41-35
2-22-1937	H	W	32-27
12-15-1955	H	W	56-52
12-7-1976	H	L	72-81
11-28-1977	H	W (OT)	84-82
12-4-1982	A	L	50-63
2-22-1983	H	W	66-52
1-12-1984	H	W	71-62
12-15-1984	A	L	61-70
11-25-1985	H	L	57-63
1-13-1987	A	L	81-96
1-13-1988	H	L	58-84
1-12-1989	A	W	65-58
1-11-1990	H	L	58-81
12-1-1990	A	L	65-72
12-5-1992	H	L	60-63
2-25-1993	A	L	53-55
2-10-1994	H	L	49-51
2-23-1995	A	L	58-65
1-25-1996	H	L	69-76
12-7-1996	A	L	63-68
12-6-1997	A	L	44-56
1-12-1998 *	H	W	64-63
1-9-1999 *	A	L	39-62
2-6-1999 #22 *	H	L	39-60
2-7-2000 *	A	L	52-65
2-19-2000 *	H	L	49-58
1-22-2001 *	A	L	67-74
2-12-2001 *	H	W	62-58
1-21-2002 *	A	L	65-77
2-4-2002 *	H	W	60-58
1-25-2003 *	H	L	44-58
2-10-2003 *	A	L	75-84
1-31-2004 *	H	L	45-69
2-14-2004 *	A	L	39-59
2-10-2005 *	H	L	63-66
2-26-2005 *	A	L	48-80
1-14-2006 *	A	L	65-77
2-16-2006 *	H	L	52-72
1-8-2007 *	H	L	62-74
2-22-2007 *	A	L	40-50
1-14-2008 *	H	L	46-69
2-4-2008 *	A	L	48-63
3-7-2008 ^	N	L	48-66
1-24-2009 *	H	W	72-63
2-14-2009 *	A	W	72-58
1-9-2010 *	H	L	55-61
2-8-2010 *	A	W	72-65
1-15-2011 *	A	L	66-87
2-17-2011 *	H	L	63-85
12-1-2011 *	A	L	64-83
2-25-2012 *	H	L	47-55
1-14-2013 *	H	L	69-73
1-24-2013 *	A	L	54-69
12-29-2013	H	L	48-72
12-2-2014	A	L	55-59
12-5-2015	H	L	74-82
11-11-2016	A	L	68-81
12-3-2022	H	L	57-79
12-14-2023	A	L	71-86
11-20-2024	H	L	61-76

\* - Indicates Southern Conference Game  
# - Indicates College of Charleston Nationally Ranked  
^ - Indicates Southern Conference Tournament (North Charleston, S.C.)

## COLORADO

Overall Record.....	0-1
Away Record.....	0-1

Date	Location	Result	Score
12-17-2010	A	L	61-89



# ALL-TIME RECORDS VS. OPPONENTS

## COLUMBIA

Overall Record.....	2-1
Home Record.....	2-1
Largest Win.....	14, Nov. 28, 1987
Largest Loss.....	2, Dec. 28, 1976

Date	Location	Result	Score
12-20-1966	H	W	74-71
12-28-1976	H	L (OT)	87-89
11-28-1987	H	W	70-56

## COLUMBIA INTERNATIONAL

Overall Record.....	1-0
Home Record.....	1-0

Date	Location	Result	Score
12-7-2020	H	W	96-57

## CORNELL (IA)

Overall Record.....	1-0
Home Record.....	1-0

Date	Location	Result	Score
12-31-2007	H	W	71-63

## DANIEL WEBSTER

Overall Record.....	1-0
Home Record.....	1-0

Date	Location	Result	Score
11-9-2007	H	W	131-79

## DAVIDSON

Overall Record.....	44-99
Home Record.....	32-38
Away Record.....	10-52
Neutral Record.....	2-9
Largest Win.....	34, Feb. 13, 1945
Largest Loss.....	39, Feb. 25, 1950

Date	Location	Result	Score
2-27-1926	A	W	39-37
2-18-1927	H	W	41-26
2-19-1927	H	W	40-36
2-11-1928	H	W	39-30
2-21-1931	H	W	22-21
2-19-1932	H	W	32-21
2-6-1937 *	H	L	37-46
2-15-1937 *	A	L	34-46
2-4-1938 *	A	W	33-29
2-19-1938 *	H	W	28-26
2-4-1939 *	A	L	32-46
2-18-1939 *	H	W	45-30
2-3-1940 *	A	L	42-52
2-17-1940 *	H	W	46-31
1-30-1941 *	A	L	43-51
2-15-1941 *	H	L	37-39
2-14-1942 *	A	L	39-41
2-17-1942 *	H	L	33-48
2-19-1943 *	A	L	49-54
2-23-1943 *	H	L	44-48
2-5-1944 *	H	L	43-47
2-3-1945 *	H	W	52-32
2-13-1945 *	A	W	60-26
2-3-1946 *	H	W	41-39
2-12-1946 *	A	L	30-37
2-1-1947 *	H	L	34-60
2-11-1947 *	A	L	46-72
2-14-1948 *	A	L	30-69
2-27-1948 *	H	L	42-49
1-24-1949 *	A	L	25-54
2-26-1949 *	H	L	42-50
2-3-1950 *	H	W	41-34
2-25-1950 *	A	L	48-87
1-6-1951 *	H	L	52-55

2-3-1951 *	A	L	49-69
1-11-1952 *	A	L	66-100
2-16-1952 *	H	W	62-52
2-7-1953 *	H	L	64-81
2-19-1953 *	A	L	59-68
1-9-1954 *	A	L	51-82
2-13-1954 *	H	W	75-70
12-10-1954 *	H	L	51-70
1-7-1955 *	A	L	66-87
12-10-1955 *	H	L	64-93
1-6-1956 *	A	L	59-65
12-8-1956 *	H	W	63-62
2-23-1957 *	A	L	57-60
1-18-1958 *	A	W	61-42
2-12-1958 *	H	W	49-42
1-17-1959 *	A	W	78-72
2-20-1959 *	H	W	64-60
2-16-1960 *	A	W	73-55
2-20-1960 *	H	W	92-65
1-14-1961 *	A	W	74-73
2-25-1961 *	H	W	88-66
1-6-1962 *	A	L	71-77
2-24-1962 *	H	W	70-62
2-4-1963 *	H	L	49-50
2-23-1963 *	A	L	71-99
1-13-1964 #5 *	A	L	67-88
2-22-1964 #8 *	H	L	78-86
2-27-1964 #7 ^1	N	L	62-91
1-11-1965 #10 *	H	L	81-100
2-20-1965 #5 *	A	L	50-62
1-11-1966 *	A	L	77-81
2-19-1966 *	H	L	64-77
2-24-1966 ^1	N	L	61-79
1-10-1967 *	H	L	72-76
2-25-1967 *	H	L	85-97
1-25-1969 #4 *	A	L	72-80
1-3-1970 #11 *	H	L	41-56
2-22-1971 *	A	L	50-85
2-5-1972 *	H	L	70-77
2-10-1973 *	A	L	75-85
2-9-1974 *	H	L	69-73
2-28-1974 ^2	N	L	69-82
1-25-1975 *	A	L	76-90
1-21-1976 *	H	W	81-77
2-2-1977 *	A	L	60-62
2-6-1978 *	H	L	81-88
1-24-1979 *	A	L	72-87
2-5-1979 *	H	W	79-70
2-24-1979 ^3	H	W	86-79
1-16-1980 *	H	W	77-72
2-6-1980 % *	N	W (OT)	98-88
1-28-1981 *	H	W	72-58
2-18-1981 *	A	L	61-63
12-11-1981 \$	N	L	55-63
12-19-1981 *	H	W	49-47
2-28-1982 ^4	N	L	54-57
12-18-1982 *	H	L	66-77
1-26-1983 *	A	L	52-57
12-17-1983 *	H	W	69-63
1-23-1984 *	A	L	60-62
1-26-1985 *	A	L	92-102
2-18-1985 *	H	W	82-79
1-9-1986 *	A	L	76-82
1-25-1986 *	H	W	64-61
1-10-1987 *	H	L	71-79
1-24-1987 *	A	L	68-86
1-9-1988 *	H	L	80-85
1-30-1988 *	A	L	67-79
2-5-1990	H	W	76-66
2-22-1990	A	W	85-76
1-20-1993 *	A	L	70-80
2-7-1993 *	H	W	68-58
1-19-1994 *	H	W	68-61

2-7-1994 *	A	L	63-76
2-18-1995 *	H	L	51-70
2-17-1996 *	A	L	54-82
1-27-1997 *	H	L	58-63
2-28-1997 ^5	N	L	61-83
1-5-1998 *	H	W	74-59
2-28-1998 ^5	N	L	59-68
1-18-1999 *	A	L	60-70
2-5-2000 *	H	W	87-74
2-19-2001 *	A	L	58-71
12-8-2001 *	H	W	69-50
3-1-2002 ^6	N	L	58-71
1-5-2003 *	A	L	72-86
1-6-2004 *	A	L	44-68
2-3-2004 *	H	L	49-67
1-29-2005 *	A	L	59-81
2-22-2005 *	H	I	68-75
1-10-2006 *	A	L	49-85
2-13-2006 *	H	L	77-81
3-3-2006 ^6	N	L	73-79
1-16-2007 *	A	L	54-79
2-24-2007 *	H	L	70-87
12-13-2007 *	A	L	74-95
1-24-2008 *	A	L	70-87
1-10-2009 *	H	L	69-84
2-18-2009 *	A	W	64-46
12-3-2009 *	H	L	63-74
1-30-2010 *	A	L (OT)	63-67
12-4-2010 *	H	L	53-68
1-26-2011 *	A	W	85-75
1-21-2012 *	A	L	51-80
2-9-2012 *	H	L	66-77
1-17-2013 *	A	L	38-70
2-16-2013 *	H	L	57-72
2-1-2014 *	A	L	43-62
2-17-2014 *	H	L	76-83

\* - Southern Conference Game  
 # - Davidson Nationally Ranked  
 % - Game Played in Charlotte, N.C.  
 \$ - First Union Invitational (Charlotte, N.C.)  
 ^1 - Southern Conference Tournament (Charlotte, N.C.)  
 ^2 - Southern Conference Tournament (Richmond, Va.)  
 ^3 - Southern Conference Tournament (Charleston, S.C.)  
 ^4 - Southern Conference Tournament (Charleston, W.Va.)  
 ^5 - Southern Conference Tournament (Greensboro, N.C.)  
 ^6 - Southern Conference Tournament (North Charleston, S.C.)

## DAYTON

Overall Record.....	0-2
Away Record.....	0-2
Largest Loss.....	21, Dec. 9, 1989

Date	Location	Result	Score
12-19-1959	A	L	48-60
12-9-1989	A	L	76-97

## DELAWARE

Overall Record.....	1-2
Home Record.....	0-2
Away Record.....	1-0
Largest Win.....	10, Dec. 18, 1963
Largest Loss.....	22, Dec. 9, 1995

Date	Location	Result	Score
12-18-1963	A	W	88-78
12-9-1995	H	L	46-68
11-18-2005	H	L	57-77

## DENVER

Overall Record.....	0-2
Away Record.....	0-1
Neutral Record.....	0-1

Date	Location	Result	Score
12-22-2011	A	L	58-70
11-24-2022	N	L	71-74

# ALL-TIME RECORDS VS. OPPONENTS



**DUKE**

Overall Record.....	0-10
Home Record.....	0-2
Away Record.....	0-7
Neutral Record.....	0-1
Largest Loss.....	41, Nov. 26, 1988

Date	Location	Result	Score
12-14-1938 *	A	L	37-49
<b>1-16-1940 *</b>	<b>H</b>	<b>L</b>	<b>40-51</b>
2-29-1940 \$	N	L	35-40
3-5-1943 \$	N	L	37-56
2-7-1950 *	A	L	39-65
11-26-1988 #1	A	L	52-93
1-3-1990 #13	A	L	69-108
<b>1-16-1991 #12</b>	<b>H</b>	<b>L</b>	<b>50-83</b>
12-1-1993 #6	A	L	63-78
11-22-2021 #6	A	L	81-107

\* - Indicates Southern Conference Game

# - Indicates Duke Nationally Ranked

\$ - Indicates Southern Conference Tournament (Raleigh, N.C.)

**DUQUESNE**

Overall Record.....	0-2
Away Record.....	0-2
Largest Loss.....	29, Dec. 20, 2005

Date	Location	Result	Score
12-30-1965	A	L	60-86
12-20-2005	A	L	61-90

**EAST CAROLINA**

Overall Record.....	12-21
Home Record.....	10-6
Away Record.....	2-13
Neutral Record.....	0-2
Largest Win.....	24, Feb. 13, 1971
Largest Loss.....	30, Jan. 4, 1975

Date	Location	Result	Score
2-22-1952	A	L	71-87
<b>12-1-1960</b>	<b>H</b>	<b>W</b>	<b>99-83</b>
<b>12-2-1961</b>	<b>H</b>	<b>W</b>	<b>85-73</b>
<b>12-8-1962</b>	<b>H</b>	<b>L</b>	<b>66-83</b>
<b>2-3-1964</b>	<b>H</b>	<b>W</b>	<b>85-79</b>
1-15-1965 *	A	L	69-75
<b>2-8-1965 *</b>	<b>H</b>	<b>L</b>	<b>71-81</b>
1-3-1966 *	A	L	66-68
<b>1-15-1966 *</b>	<b>H</b>	<b>W</b>	<b>82-74</b>
1-16-1967 *	A	L	72-80
<b>2-8-1967 *</b>	<b>H</b>	<b>W</b>	<b>105-91</b>
<b>1-15-1968 *</b>	<b>H</b>	<b>W</b>	<b>59-57</b>
2-19-1968 *	A	L	78-81
1-4-1969 *	A	L	64-75
<b>2-18-1969 *</b>	<b>H</b>	<b>L</b>	<b>68-97</b>
2-14-1970 *	A	L	69-83
<b>2-21-1970 *</b>	<b>H</b>	<b>L</b>	<b>71-84</b>
<b>2-13-1971 *</b>	<b>H</b>	<b>W</b>	<b>81-57</b>
2-27-1971 *	A	L	67-81
<b>12-18-1971 *</b>	<b>H</b>	<b>W</b>	<b>89-86</b>
2-12-1972 *	A	L	83-91
3-2-1972 ^1	N	L	71-80
<b>12-16-1972 *</b>	<b>H</b>	<b>W</b>	<b>55-54</b>
2-24-1973 *	A	L	72-80
<b>12-15-1973 *</b>	<b>H</b>	<b>W</b>	<b>69-63</b>
2-23-1974 *	A	L	66-78
1-4-1975 *	A	L	81-111
<b>2-22-1975 *</b>	<b>H</b>	<b>L</b>	<b>84-87</b>
3-1-1975 ^2	A	L	66-78
<b>12-20-1975 *</b>	<b>H</b>	<b>L</b>	<b>67-68</b>
1-2-1976 *	A	L	76-81
12-18-1976	A	W	70-62
2-19-1977	A	W	75-72

\* - Indicates Southern Conference Game

**ETSU**

Overall Record.....	18-53
Home Record.....	10-21
Away Record.....	7-25
Neutral Record.....	1-7
SoCon Regular Season Record.....	17-46
SoCon Tournament Record.....	1-7
Largest Win.....	19, Feb. 8, 1962 / Feb. 27, 1988
Largest Loss.....	44, Jan. 5, 2017

Date	Location	Result	Score
<b>2-8-1962</b>	<b>H</b>	<b>W</b>	<b>86-67</b>
12-28-1962	A	L	61-64
12-30-1964	A	W	65-63
12-11-1965	A	L	75-102
<b>1-30-1980 *</b>	<b>H</b>	<b>L</b>	<b>52-54</b>
2-11-1980 *	A	L	49-58
1-24-1981 *	A	L	66-91
<b>2-16-1981 *</b>	<b>H</b>	<b>L (OT)</b>	<b>66-70</b>
<b>1-13-1982 *</b>	<b>H</b>	<b>W</b>	<b>64-52</b>
1-23-1982 *	A	L	81-89
1-10-1983 *	A	L	54-57
<b>1-31-1983 *</b>	<b>H</b>	<b>W</b>	<b>79-64</b>
3-10-1983 ^1	N	L	65-75
1-14-1984 *	A	W	75-62
<b>2-11-1984 *</b>	<b>H</b>	<b>W</b>	<b>76-72</b>
1-12-1985 *	A	L	90-94
<b>1-24-1985 *</b>	<b>H</b>	<b>W</b>	<b>79-67</b>
1-27-1986 *	A	L	70-74
<b>2-15-1986 *</b>	<b>H</b>	<b>W</b>	<b>98-90</b>
<b>1-26-1987 *</b>	<b>H</b>	<b>W</b>	<b>90-80</b>
2-14-1987 *	A	W	86-72
2-1-1988 *	A	L	90-97
<b>2-27-1988 *</b>	<b>H</b>	<b>W</b>	<b>85-66</b>
<b>1-25-1989 *</b>	<b>H</b>	<b>L</b>	<b>70-79</b>
2-11-1989 *	A	W	78-75
3-3-1989 ^2	N	L	89-93
1-15-1990 *	A	L	57-92
<b>2-10-1990 *</b>	<b>H</b>	<b>L</b>	<b>86-87</b>
1-14-1991 #16 *	A	L	76-96
<b>2-9-1991 #13 *</b>	<b>H</b>	<b>L</b>	<b>69-101</b>
3-1-1991 #19 ^2	N	L	70-99
<b>1-13-1992 *</b>	<b>H</b>	<b>L</b>	<b>60-79</b>
2-8-1992 *	A	L	88-107
3-6-1992 ^2	N	L	55-89
<b>1-9-1993 *</b>	<b>H</b>	<b>L</b>	<b>69-85</b>
2-14-1993 *	A	L	54-76
1-8-1994 *	A	L	54-70
<b>2-14-1994 *</b>	<b>H</b>	<b>L (OT)</b>	<b>70-82</b>
1-30-1995 *	A	L	58-76
3-3-1995 ^2	N	L	65-85
<b>1-29-1996 *</b>	<b>H</b>	<b>L</b>	<b>49-64</b>
1-11-1997 *	A	W	63-56
<b>2-7-1998 *</b>	<b>H</b>	<b>L</b>	<b>57-72</b>
1-25-1999 *	A	L	73-86
2-25-1999 ^3	N	L	59-72
<b>2-14-2000 *</b>	<b>H</b>	<b>L</b>	<b>53-65</b>
3-2-2000 ^4	N	L	71-85
1-6-2011 *	A	L	69-85
<b>1-5-2002 *</b>	<b>H</b>	<b>W</b>	<b>74-61</b>
1-11-2003 *	A	L	81-87
2-16-2004 *	A	L	51-73
1-24-2005 *	A	W	80-76
1-22-2015 *	A	L	59-70
<b>2-26-2015 *</b>	<b>H</b>	<b>W</b>	<b>74-73</b>
1-23-2016 *	A	L (OT)	92-101
<b>2-18-2016 *</b>	<b>H</b>	<b>L</b>	<b>51-67</b>
<b>1-5-2017 *</b>	<b>H</b>	<b>L</b>	<b>71-115</b>
2-9-2017 *	A	L	69-90
<b>1-29-2018 *</b>	<b>H</b>	<b>L</b>	<b>71-73</b>
2-20-2018 *	A	W	84-82
<b>1-10-2019 *</b>	<b>H</b>	<b>L</b>	<b>73-98</b>
2-14-2019 *	A	L	83-91
<b>12-4-2019 *</b>	<b>H</b>	<b>L</b>	<b>84-96</b>
2-12-2020 *	A	L	67-91

1-30-2021 *	A	L	84-112
<b>2-10-2021 *</b>	<b>H</b>	<b>W</b>	<b>79-71</b>
1-22-2022 *	A	W	75-73
2-19-2022 *	H	L	67-77
3-4-2022 ^2	N	W	84-76
1-11-2023*	H	L	74-96
2-22-2023*	A	L	70-78
2-3-2-2024*	A	L	60-62
2-28-2024*	H	L	63-81
1-11-2025*	A	L	52-70
3-1-2025*	H	L	66-81

\* - Indicates Southern Conference Game  
# - Indicates ETSU Nationally Ranked

^1 - Indicates Southern Conference Tournament (Charleston, W.Va.)

^2 - Indicates Southern Conference Tournament (Asheville, N.C.)

^3 - Indicates Southern Conference Tournament (Greensboro, N.C.)

^4 - Indicates Southern Conference Tournament (Greenville, S.C.)

**EASTERN MICHIGAN**

Overall Record.....	1-0
Neutral Record.....	1-0

Date	Location	Result	Score
11-20-2009 !	N	W	63-56

! - Indicates Hispanic College Fund Challenge (Jefferson City, Mo.)

**ECKERD**

Overall Record.....	2-0
Home Record.....	2-0
Largest Win.....	22, Feb. 22, 1972

Date	Location	Result	Score
<b>2-22-1972</b>	<b>H</b>	<b>W</b>	<b>112-90</b>
<b>12-12-1987</b>	<b>H</b>	<b>W</b>	<b>80-65</b>

\*\* Editor's Note: Formerly known as Florida Presbyterian \*\*

**ELON**

Overall Record.....	4-14
Home Record.....	2-5
Away Record.....	2-7
Neutral Record.....	0-2
Largest Win.....	5, Feb. 13, 2010
Largest Loss.....	32, Dec. 18, 1951

Date	Location	Result	Score
12-18-1951	A	L	49-81
<b>2-9-2004 *</b>	<b>H</b>	<b>L</b>	<b>59-73</b>
3-3-2004 ^1	N	L	56-66
<b>2-19-2005 *</b>	<b>H</b>	<b>L</b>	<b>58-65</b>
2-4-2006 *	A	L	62-73
1-3-2007 *	A	W	53-50
<b>2-5-2007 *</b>	<b>H</b>	<b>W (OT)</b>	<b>52-49</b>
<b>1-3-2008 *</b>	<b>H</b>	<b>L</b>	<b>63-72</b>
2-11-2008 *	A	L	51-65
12-6-2008 *	A	L	54-56
<b>1-29-2009 *</b>	<b>H</b>	<b>W</b>	<b>60-58</b>
2-13-2010 *	A	W	77-72
<b>2-12-2011 *</b>	<b>H</b>	<b>L</b>	<b>72-79</b>
<b>3-4-2011 ^2</b>	<b>H</b>	<b>L</b>	<b>74-85</b>
<b>1-12-2012 *</b>	<b>H</b>	<b>L</b>	<b>55-70</b>
2-4-2012 *	A	L	66-71
<b>1-26-2013 *</b>	<b>H</b>	<b>L</b>	<b>66-70</b>
1-11-2014 *	A	L	65-74

\* - Indicates Southern Conference Game

^1 - Indicates Southern Conference Tournament (North Charleston, S.C.)

^2 - Indicates Southern Conference Tournament (Chattanooga, Tenn.)

**EMMANUEL**

Overall Record.....	2-1
Home Record.....	2-1
Largest Win.....	38, Dec. 5, 2001
Largest Loss.....	5, Dec. 6, 2003

Date	Location	Result	Score
<b>12-5-2001</b>	<b>H</b>	<b>W</b>	<b>97-59</b>
<b>1-7-2003</b>	<b>H</b>	<b>W</b>	<b>88-55</b>
<b>12-6-2003</b>	<b>H</b>	<b>L (OT)</b>	<b>66-71</b>



# ALL-TIME RECORDS VS. OPPONENTS

**EMORY**  
 Overall Record..... 2-0  
 Home Record..... 2-0  
 Largest Win..... 52, Nov. 29, 2003

Date	Location	Result	Score
11-29-1993	H	W	101-49
12-11-1999	H	W	91-52

**ENKS**  
 Overall Record..... 0-1  
 Away Record..... 0-1

Date	Location	Result	Score
12-19-1951	A	L	49-64

**ERSKINE**  
 Overall Record..... 16-12  
 Home Record..... 13-8  
 Away Record..... 2-4  
 Largest Win..... 46, Jan. 18, 1965  
 Largest Loss..... 24, Jan. 9, 1931

Date	Location	Result	Score
1-5-1929	H	W	40-36
1-10-1930	H	L	21-32
1-11-1930	H	L	20-28
1-9-1931	H	L	13-37
1-10-1931	H	L	23-26
2-4-1933	H	L	26-29
2-10-1933	A	L	30-33
2-3-1934	H	L	22-30
2-17-1934	A	L	33-35
2-8-1935	A	W	31-22
2-15-1935	H	L	26-27
1-11-1936	H	W	31-29
2-19-1936	A	L	29-35
1-9-1937	H	W	26-15
2-2-1937	A	L	23-24
1-14-1938	H	W	28-24
1-6-1940	H	W	40-38
1941	-	W	46-41
2-27-1942	H	L	35-36
1-26-1946	H	W	57-17
12-15-1951	A	W	68-59
1-7-1952	H	W	56-50
11-30-1963	H	W	69-59
1-18-1965	H	W	108-62
1-22-1979	H	W	83-61
1-3-1985	H	W	93-81
2-1-1994	H	W	80-64
11-7-2024	H	W	86-56

**ESTONIA**  
 Overall Record..... 1-0  
 Home Record..... 1-0

Date	Location	Result	Score
11-13-1989	H	W	79-71

**FAIRLEIGH DICKINSON**  
 Overall Record..... 0-1  
 Home Record..... 0-1

Date	Location	Result	Score
2-26-1972	H	L	46-67

**FERRUM**  
 Overall Record..... 1-0  
 Home Record..... 1-0

Date	Location	Result	Score
11-27-2000	H	W	105-75

**FLAGLER**

Overall Record..... 1-0  
 Home Record..... 1-0

Date	Location	Result	Score
11-19-2001	H	W	69-62

**FLORENCE AFB**  
 Overall Record..... 0-1  
 Away Record..... 0-1

Date	Location	Result	Score
1944	A	L	38-42

**FLORIDA**  
 Overall Record..... 0-1  
 Away Record..... 0-1

Date	Location	Result	Score
1-29-1963	A	L	75-83

**FLORIDA A&M**  
 Overall Record..... 1-0  
 Home Record..... 1-0

Date	Location	Result	Score
12-23-1999	H	W	68-60

**FLORIDA STATE**  
 Overall Record..... 4-7  
 Home Record..... 3-1  
 Away Record..... 1-6  
 Largest Win..... 40, Feb. 15, 1960  
 Largest Loss..... 35, Nov. 24, 2017

Date	Location	Result	Score
1-1-1958	H	W	59-57
1-5-1960	A	W (OT)	76-74
2-15-1960	H	W	100-60
2-6-1961	A	L	77-83
2-18-1961	H	W	79-66
12-19-1966	A	L	67-83
1-2-1968	H	L	75-96
2-7-1968	A	L	50-93
12-30-1999	A	L	51-77
11-25-2014	A	L	55-66
11-24-2017	A	L	78-113

**FORT BENNING**  
 Overall Record..... 0-2  
 Away Record..... 0-2  
 Largest Loss..... 22, Jan. 6, 1930 / Jan. 7, 1930

Date	Location	Result	Score
1-6-1930	A	L	41-63
1-7-1930	A	L	36-58

**FORT JACKSON 48TH INFANTRY**  
 Overall Record..... 2-0  
 Largest Win..... 3, 1919

Date	Location	Result	Score
1919	-	W (OT)	26-25
1919	-	W	25-22

**FORT MOULTRIE**  
 Overall Record..... 1-1  
 Home Record..... 1-0  
 Away Record..... 0-1  
 Largest Win..... 21, Feb. 9, 1944  
 Largest Loss..... 2, 1944

Date	Location	Result	Score
2-9-1944	H	W	44-23
1944	A	L	28-30

**FRANCIS MARION**  
 Overall Record..... 0-3  
 Home Record..... 0-3  
 Largest Loss..... 14, Jan. 5, 1984

Date	Location	Result	Score
1-5-1984	H	L	64-78
1-13-1986	H	L	76-83
11-14-1997	H	L	58-66

**FREDONIA STATE**  
 Overall Record..... 1-0  
 Home Record..... 1-0

Date	Location	Result	Score
12-1-1978	H	W	75-48

**FURMAN**  
 Overall Record..... 88-135  
 Home Record..... 51-52  
 Away Record..... 35-78  
 Neutral Record..... 2-5  
 SoCon Regular Season Record..... 71-102  
 SoCon Tournament Record..... 1-7  
 Largest Win..... 22, Feb. 16, 1939  
 Largest Loss..... 87, Jan. 8, 1955

Date	Location	Result	Score
1920	A	W	22-16
1920	A	W	19-16
2-9-1921	A	W	28-11
3-5-1921	H	W	31-21
2-4-1922	H	W	36-31
2-16-1922	A	L	20-30
2-7-1923	A	L	23-31
2-17-1923	H	W	34-25
2-8-1924	A	L	11-39
2-23-1924	H	L	16-28
2-7-1925	H	W	38-32
2-12-1925	A	W	44-34
2-6-1926	H	W	37-23
3-1-1926	A	L	22-32
3-5-1926 !	A	W	36-26
1-15-1927	H	L	25-37
2-26-1927	A	L	37-43
1-28-1928	H	W	42-41
2-15-1928	A	L	22-59
2-18-1929	A	L	24-37
2-22-1929	H	W	54-38
1-25-1930	H	L	20-43
2-15-1930	A	L	25-52
1-24-1931	H	L	22-45
2-16-1931	A	L	21-35
1-24-1932	H	L	24-26
2-16-1932	A	L	11-23
2-13-1933	A	L	30-33
2-18-1933	H	L	19-28
2-19-1934	A	W	30-23
2-24-1934	H	W	30-22
2-9-1935	A	L	30-45
2-22-1935	H	L	22-34
2-8-1936 *	A	L	33-40
2-22-1936 *	H	W	32-30
1-15-1937 *	H	L	26-28
2-16-1937 *	A	L	28-44
1-7-1938 *	H	W	37-17
2-17-1938 *	A	W	46-36
1-6-1939 *	H	W	32-28
2-16-1939 *	A	W	56-34
1-5-1940 *	H	W	30-24
2-21-1940 *	A	W	36-35
1-11-1941 *	H	L	44-48
2-24-1941 *	A	L	35-41
1-31-1942 *	H	W	40-22
2-3-1942 *	A	L	22-42
1-12-1945 *	H	W	46-28
1-13-1945 *	H	W	46-32

# ALL-TIME RECORDS VS. OPPONENTS



1-19-1945 *	A	W	57-36
1-20-1945 *	A	W	60-52
2-16-1946 *	H	W	65-45
2-25-1946 *	A	L	45-58
1-17-1947 *	H	L	51-59
1-25-1947 *	A	L	41-52
1-16-1948 *	H	W	40-33
1-24-1948 *	A	W	66-64
1-7-1949 *	A	L	57-65
1-15-1949 *	H	L	38-55
1-17-1950 *	A	L	23-40
1-28-1950 *	H	W	52-48
1-19-1951 *	A	W	62-54
2-9-1951 *	H	W	61-54
1-19-1952 *	A	L	53-76
1-25-1952 *	H	L	63-86
1-16-1953 *	H	L	72-96
1-24-1953 *	A	L	68-107
1-23-1954 *	H	L	63-91
1-30-1954 *	A	L	72-114
1-8-1955 *	A	L	67-154
2-12-1955 *	H	L	24-26
12-17-1955 *	H	L	61-90
1-14-1956 *	A	L	68-113
1-12-1957 *	H	W	77-76
2-16-1957 *	A	W	85-79
1-11-1958 *	H	W	85-69
2-28-1958 *	A	L	74-90
1-31-1959 *	A	W	85-80
2-16-1959 \$	H	L	52-53
2-26-1959 \$	A	W	93-88
1-2-1960 \$	A	W	77-73
2-8-1960 *	H	W	84-81
2-11-1960 *	H	W	59-55
12-30-1960 ^1	N	L (OT)	56-62
1-16-1961 *	A	L	84-92
2-11-1961 *	H	W	78-66
1-8-1962 *	H	L	51-59
2-10-1962 *	A	W	86-75
1-12-1963 *	H	W	83-78
2-16-1963 *	A	L	55-59
12-28-1963 \$	A	W	42-41
1-11-1964 *	H	W	74-65
2-8-1964 *	A	L	59-61
1-8-1965 *	H	W	99-96
2-16-1965 *	A	W	69-57
1-8-1966 *	H	L	72-74
2-12-1966 *	A	W	77-75
1-14-1967 *	A	L	68-85
2-18-1967 *	H	L	65-71
1-13-1968 *	H	L	85-95
2-17-1968 *	A	W	77-61
1-11-1969 *	A	W	67-64
2-8-1969 *	H	L	84-89
12-30-1969 \$	A	L	71-80
1-10-1970 *	A	L (OT)	56-60
2-7-1970 *	H	W	68-67
1-9-1971 *	H	W	90-80
2-6-1971 *	A	L	86-91
3-4-1971 ^2	A	L	82-95
1-5-1972 *	A	L	86-101
2-19-1972 *	H	L	75-80
1-20-1973 *	H	L	46-62
2-17-1973 *	A	L	69-79
1-19-1974 *	H	L	42-50
2-12-1974 *	A	L	59-91
1-18-1975 *	H	L	65-66
2-18-1975 *	A	L	69-94
12-30-1975 \$	A	L (OT)	90-92
1-17-1976 *	A	L	67-68
2-10-1976 *	H	W	76-72
1-15-1977 *	A	L	74-88
2-12-1977 *	H	L	88-91

2-26-1977 ^2	A	L	69-76
1-17-1978 *	A	L	77-106
2-8-1978 *	H	W	85-82
1-20-1979 *	H	W	78-76
2-10-1979 *	A	L (OT)	84-88
3-3-1979 ^3	N	L	94-105
12-8-1979 *	H	L	88-89
1-19-1980 *	A	L	55-82
1-7-1981 *	A	L	65-75
1-26-1981 *	H	L	65-67
1-21-1982 *	H	W	69-66
2-20-1982 *	A	L	64-84
1-22-1983 *	H	W	60-49
2-19-1983 *	A	W	76-68
1-19-1984 *	H	W	89-83
1-25-1984 *	A	L	70-96
1-5-1985 *	A	W	83-76
1-14-1985 *	H	W	73-65
1-23-1986 *	H	W	76-72
1-29-1986 *	A	L	69-74
1-22-1987 *	H	L	77-93
2-19-1987 *	A	L (OT)	69-80
2-27-1987 ^4	N	L	78-85
1-7-1988 *	A	L	84-91
2-10-1988 *	H	L	68-81
1-7-1989 *	A	W	80-76
2-4-1989 *	H	L	60-61
1-6-1990 *	A	W	90-80
2-3-1990 *	H	W	74-70
1-19-1991 *	A	L	57-78
2-16-1991 *	H	L (2OT)	81-89
1-18-1992 *	H	L	65-85
2-15-1992 *	A	W	85-78
1-27-1993 *	A	W	63-62
2-6-1993 *	H	W	86-78
1-26-1994 *	H	W	65-64
2-5-1994 *	A	L	63-71
3-3-1994 ^4	N	L	70-75
1-23-1995 *	A	L	62-77
2-20-1995 *	H	W	72-64
1-22-1996 *	H	W	88-77
2-19-1996 *	A	L	67-68
2-1-1997 *	H	W	71-68
2-22-1997 *	A	W	83-70
1-21-1998 *	H	L	57-59
2-2-1998 *	A	L	54-58
1-4-1999 *	A	L	47-69
1-23-1999 *	H	W (OT)	83-73
1-8-2000 *	H	W	78-63
2-17-2001 *	A	W	65-56
2-25-2001 *	H	W	66-56
1-28-2002 *	A	L	75-83
2-11-2002 *	H	L (OT)	64-70
2-3-2003 *	H	W	69-55
2-17-2003 *	A	L	60-77
1-19-2004 *	H	L	61-76
2-21-2004 *	A	L	47-60
1-15-2005 *	A	L	59-83
2-7-2005 *	H	L	60-63
1-21-2006 *	A	L	57-81
2-20-2006 *	H	L	41-64
3-2-2006 ^5	N	W	65-53
1-22-2007 *	A	L	59-63
2-17-2007 *	H	L	51-69
1-30-2008 *	A	L	51-53
2-28-2008 *	H	L	63-73
1-15-2009 *	A	W (OT)	74-69
2-26-2009 *	H	W	75-54
1-23-2010 *	H	W	70-60
2-25-2010 *	A	L	44-59
1-8-2011 *	A	L	67-88
2-3-2011 *	H	L	55-59
1-5-2012 *	A	L	45-77

1-28-2012 *	H	L	58-67
2-2-2013 *	A	W	84-79
2-28-2013 *	H	W	68-57
1-18-2014 *	H	L	71-76
2-15-2014 *	A	L	67-76
1-17-2015 *	H	L	62-74
2-19-2015 *	A	W (OT)	62-56
3-6-2015 ^4	N	L	56-73
1-16-2016 *	H	W	89-86
2-13-2016 *	A	L	95-75
12-31-2016 *	A	L	68-83
2-4-2017 *	H	L	91-99
1-4-2018 *	A	L	67-107
2-3-2018 *	H	W (OT)	100-92
1-5-2019 *	A	L	85-101
1-31-2019 *	H	L	61-71
1-25-2020 *	H	L	54-78
2-29-2020 *	A	L	58-82
1-13-2021 *	H	L	88-94
2-24-2021 *	A	L	63-72
2-2-2022 *	A	L	83-102
2-26-2022 *	H	L	59-94
1-4-2023 *	A	L	72-97
2-15-2023 *	H	W	69-65
1-10-2024 *	A	L	68-82
1-31-2024 *	H	L	79-82 (OT)
1-8-2025 *	H	L	63-67 (OT)
2-26-2025 *	A	L	42-85

\* - Indicates Southern Conference Game  
 ! - Indicates Southern Intercollegiate Athletic Association Tournament (Greenville, S.C.)  
 \$ - Indicates Poinsettia Classic (Greenville, S.C.)  
 ^1 - Indicates Southern Conference Tournament (Richmond, Va.)  
 ^2 - Indicates Southern Conference Tournament (Greenville, S.C.)  
 ^3 - Indicates Southern Conference Tournament (Roanoke, Va.)  
 ^4 - Indicates Southern Conference Tournament (Asheville, N.C.)  
 ^5 - Indicates Southern Conference Tournament (North Charleston, S.C.)

## GARDNER-WEBB

Overall Record	0-2
Home Record	0-1
Away Record	0-1
Largest Loss	13, Dec. 15, 2012

Date	Location	Result	Score
12-15-2012	A	L	58-71
12-7-2013	H	L	55-67

## GEORGETOWN

Overall Record	0-2
Home Record	0-1
Away Record	0-1
Largest Loss	35, Nov. 26, 2004

Date	Location	Result	Score
12-22-2003	H	L	62-85
11-26-2004	A	L	34-69

## GEORGE WASHINGTON

Overall Record	8-17
Home Record	5-4
Away Record	2-8
Neutral Record	1-5
Largest Win	20, Feb. 13, 1959
Largest Loss	31, Feb. 14, 1969

Date	Location	Result	Score
12-17-1938 *	A	L	35-46
2-25-1947 *	A	L	41-72
2-6-1952 *	H	L	64-73
2-23-1952 *	A	L	56-78
1-6-1958 *	A	L	68-72
2-13-1959 *	H	W	64-44
2-27-1959 ^1	N	W	53-52
12-11-1959 *	H	W	75-58
2-25-1960 ^1	N	L	60-74



# ALL-TIME RECORDS VS. OPPONENTS

2-3-1961 *	H	W	89-72
3-3-1961 ^1	N	L	87-94
2-16-1962 *	A	L	76-79
2-8-1963 *	H	L	52-59
12-16-1963 *	A	L	81-102
12-12-1964 *	H	W	69-68
12-16-1965 *	A	L	84-95
12-10-1966 *	H	W	89-86
12-16-1967 *	A	W	83-66
11-30-1968 *	H	L	91-101
2-14-1969 *	A	L	53-84
2-27-1969 ^2	N	L	73-90
1-24-1970 *	H	L	77-95
2-28-1970 ^2	N	L	64-66
12-17-1970	A	W	73-68
1-4-1973!	A	L	80-88

\* - Indicates Southern Conference Game

^1 - Indicates Southern Conference Tournament (Richmond, Va.)

^2 - Indicates Southern Conference Tournament (Charlotte, N.C.)

! - Indicates Presidential Classic (Washington, D.C.)

## GEORGIA

Overall Record	2-3
Home Record	0-1
Away Record	1-1
Neutral Record	1-1
Largest Win	26, Dec. 19, 1958
Largest Loss	16, Dec. 3, 1962

Date	Location	Result	Score
12-19-1958	H	W	78-52
12-19-1960	A	W	82-72
2-6-1962	A	L	86-91
12-3-1962	H	L	73-89
11-12-2019	A	L	86-95

## GEORGIA SOUTHERN

Overall Record	22-30
Home Record	13-8
Away Record	8-20
Neutral Record	1-2
Largest Win	37, Feb. 15, 1997
Largest Loss	34, Feb. 14, 2005

Date	Location	Result	Score
12-20-1960	A	W	90-84
1-28-1964	H	L	83-91
2-11-1965	A	L	82-107
12-9-1965	H	W	78-73
1-4-1967	A	L	78-79
1-5-1993 *	H	L	58-66
1-30-1993 *	A	L	73-81
3-4-1993 ^1	N	L	41-72
1-5-1994 *	A	L	78-81
1-29-1994 *	H	L	62-65
1-17-1995 *	H	W	71-59
2-14-1995 *	A	W	69-62
1-15-1996 *	A	W	63-56
2-12-1996 *	H	W (OT)	67-63
1-25-1997 *	A	L	56-68
2-15-1997 *	H	W	93-56
1-17-1998 *	H	W	71-60
1-31-1998 *	A	W	68-45
1-11-1999 *	H	L	51-75
2-15-1999 *	A	L	63-79
1-22-2000 *	A	L	81-93
2-12-2000 *	H	L	52-58
1-20-2001 *	A	L	69-88
2-5-2001 *	H	W	71-69
1-14-2002 *	H	W	85-80
2-16-2002 *	A	L	86-95
1-21-2003 *	A	W	67-66
2-22-2003 *	H	L	63-64
1-10-2004 *	A	L	58-86
2-28-2004 *	H	W	68-65
1-8-2005 *	H	W	76-65
2-14-2005 *	A	L	81-115

1-7-2006 *	H	L	65-83
2-11-2006 *	A	L	68-96
1-13-2007 *	H	W (OT)	74-69
2-19-2007 *	A	L	62-81
2-28-2007 ^2	N	L	46-62
1-12-2008 *	A	L	52-73
2-20-2008 *	A	L	68-98
1-8-2009 *	H	W	84-75
3-2-2009 *	A	W	74-53
12-5-2009 *	H	W	68-43
1-28-2010 *	A	L	58-61
12-2-2010 *	H	W	65-52
2-19-2011 *	A	L	53-65
1-23-2012 *	A	L (2OT)	72-78
2-11-2012 *	H	L (OT)	72-73
1-19-2013 *	A	W	70-55
2-14-2013 *	A	L	57-78
1-30-2014 *	A	L	52-83
3-1-2014 *	A	W	80-63
11-21-2015!	N	W	95-90

\* - Indicates Southern Conference Game

^1 - Indicates Southern Conference Tournament (Asheville, N.C.)

^2 - Indicates Southern Conference Tournament (North Charleston, S.C.)

! - Indicates Palmetto State Shootout (Spartanburg, S.C.)

## GEORGIA STATE

Overall Record	7-1
Home Record	4-0
Away Record	3-1
Largest Win	21, Dec. 21, 1984
Largest Loss	24, Nov. 24, 1990

Date	Location	Result	Score
1-22-1973	H	W	73-59
12-20-1973	A	W	58-55
1-6-1982	A	W	70-62
2-10-1983	H	W	79-63
1-7-1984	A	W	72-67
12-1-1984	H	W	93-72
11-24-1990	A	L	61-85
1-23-1991	H	W	86-78

## GEORGIA TECH

Overall Record	0-5
Home Record	0-1
Away Record	0-4
Largest Loss	32, Dec. 22, 2012

Date	Location	Result	Score
2-21-1976	A	L	56-58
1-22-1977	H	L	59-63
2-15-1977	A	L	64-90
11-20-1998	A	L	50-73
12-22-2012	A	L	41-73

## GRACE BIBLE

Overall Record	1-0
Home Record	1-0

Date	Location	Result	Score
11-14-2008	H	W	81-72

## GRAMBLING STATE

Overall Record	1-0
Neutral Record	1-0

Date	Location	Result	Score
11-30-2007 %	N	W	55-41

% - Indicates Cancun Challenge Tournament (Cancun, Mexico)

## GRAY LINE

Overall Record	1-0
Home Record	1-0

Date	Location	Result	Score
1-11-1946	H	W	38-30

## GREENSBORO COLLEGE

Overall Record	3-0
Home Record	3-0
Largest Win	32, Dec. 20, 1997 / Dec. 17, 2001

Date	Location	Result	Score
11-27-1996	H	W	84-53
12-20-1997	H	W	89-57
12-17-2001	H	W	72-40

## GROVE COVE NAVY

Overall Record	0-1
Away Record	0-1

Date	Location	Result	Score
2-16-1951	A	L	45-67

## HAMPTON

Overall Record	0-1
Home Record	0-1

Date	Location	Result	Score
12-5-1995	H	L	66-83

## HARTFORD

Overall Record	0-1
Away Record	0-1

Date	Location	Result	Score
12-5-1986	A	L	66-74

## HIGH POINT

Overall Record	4-3
Home Record	3-0
Away Record	1-3
Largest Win	25, Nov. 27, 2018
Largest Loss	24, Dec. 30, 2003

Date	Location	Result	Score
12-20-1951	A	L	48-53
12-5-2002	H	W	82-67
12-30-2003	A	L	70-94
11-23-2010	H	W	71-63
11-26-2011	A	L (OT)	72-80
11-18-2017	A	W	79-77
11-27/2018	H	W	112-87

## HOFSTRA

Overall Record	0-1
Home Record	0-1

Date	Location	Result	Score
1-29-1968	H	L	77-80

## HOLY CROSS

Overall Record	1-0
Neutral Record	1-0

Date	Location	Result	Score
12-12-1981 %	N	W	89-80

% - Indicates First Union Invitational (Charlotte, N.C.)

## HOUSTON

Overall Record	0-1
Away Record	0-1

Date	Location	Result	Score
12-21-2010	A	L	58-81

## IDAHO STATE

Overall Record	1-0
Neutral Record	1-0

Date	Location	Result	Score
11-20-2023 &	N	W	62-61

& - Campbell Classic (Buies Creek, N.C.)

# ALL-TIME RECORDS VS. OPPONENTS



**ILLINOIS**

Overall Record..... 0-1  
 Away Record..... 0-1

Date	Location	Result	Score
11-20-2019	A	L	57-85

**IOWA**

Overall Record..... 0-2  
 Home Record..... 0-1  
 Away Record..... 0-1  
 Largest Loss..... 22, Nov. 13, 2006 / Nov. 20, 2008

Date	Location	Result	Score
11-13-2006	A	L	53-75
11-20-2008	H	L	48-70

**IOWA STATE**

Overall Record..... 0-1  
 Away Record..... 0-1

Date	Location	Result	Score
11-20-2016 #20	A	L	63-130

# - Indicates Iowa State National Ranked

**INDIANA**

Overall Record..... 0-1  
 Away Record..... 0-1

Date	Location	Result	Score
12-1-1973 #3	A	L	55-74

# - Indicates Indiana State Nationally Ranked

**INDIANA STATE**

Overall Record..... 1-0  
 Neutral Record..... 1-0

Date	Location	Result	Score
12-20-1988 %	N	W	112-75

% - Indicates Met Life Classic (San Francisco, Calif.)

**IUPUI**

Overall Record..... 1-1  
 Neutral Record..... 1-1

Date	Location	Result	Score
12-4-1999	N	L	59-69
11-25-2022	N	W	74-53

**JACKSONVILLE**

Overall Record..... 1-4  
 Home Record..... 1-2  
 Away Record..... 0-2  
 Largest Win..... 9, Dec. 4, 1965  
 Largest Loss..... 11, Feb. 10, 1968

Date	Location	Result	Score
12-4-1965	H	W	93-84
1-2-1967	H	L	80-87
1-26-1967	A	L	85-87
1-25-1968	A	L	59-63
2-10-1968	H	L	90-101

**JACKSONVILLE NAS**

Overall Record..... 1-0  
 Home Record..... 1-0

Date	Location	Result	Score
2-11-1955	H	W	86-80

**JAMES MADISON**

Overall Record..... 3-3  
 Home Record..... 2-1  
 Away Record..... 1-2  
 Largest Win..... 9, Nov. 20, 2018  
 Largest Loss..... 18, Dec. 19, 2011

Date	Location	Result	Score
2-13-1978	A	L	70-71
2-20-1978	H	W	89-88
11-20-2010	H	L	67-74
12-19-2011	A	L	49-67

12-5-2017	H	W	84-82
11-20-2018	A	W (OT)	91-82

**JEWISH ALLIANCE**

Overall Record..... 1-0  
 Away Record..... 1-0

Date	Location	Result	Score
1-6-1932	A	W	42-23

**JOHNSON (FLA.)**

Overall Record..... 4-0  
 Home Record..... 4-0  
 Largest Win..... 83, Nov. 28, 2005

Date	Location	Result	Score
11-28-2005 \$	H	W	126-43
11-21-2011 \$	H	W	97-44
11-13-2016	H	W	146-84
11-14-2018	H	W	137-60

\*\* Editor's Note - Known as Florida Christian prior to 2013 \*\*

**JOHNSON & WALES (CHARLOTTE)**

Overall Record..... 1-0  
 Home Record..... 1-0

Date	Location	Result	Score
12-5-2018	H	W	127-93

**KANSAS**

Overall Record..... 0-1  
 Away Record..... 0-1

Date	Location	Result	Score
12-22-1986 #13	A	L	71-74

# - Indicates Kansas Nationally Ranked

**KENYON COLLEGE**

Overall Record..... 1-0  
 Home Record..... 1-0

Date	Location	Result	Score
11-13-2009	H	W	64-45

**LANDER**

Overall Record..... 1-0  
 Neutral Record..... 1-0

Date	Location	Result	Score
11-29-1977 &	H	W	74-69

& - Indicates Citadel Invitational Tournament (Charleston, S.C.)

**LEHIGH**

Overall Record..... 1-0  
 Home Record..... 1-0

Date	Location	Result	Score
12-28-1973 &	H	W	83-65

& - Indicates Brigadier-Palmetto Classic (Charleston, S.C.)

**LIBERTY**

Overall Record..... 2-1  
 Home Record..... 1-1  
 Away Record..... 1-0  
 Largest Win..... 16, Jan. 8, 1990  
 Largest Loss..... 2, Jan. 21, 1991

Date	Location	Result	Score
2-6-1989	A	W	81-74
1-8-1990	H	W	82-66
1-21-1991	H	L	55-57

**LIMESTONE**

Overall Record..... 3-0  
 Home Record..... 3-0  
 Largest Win..... 27, Nov. 22, 1996

Date	Location	Result	Score
------	----------	--------	-------

11-22-1996	H	W	83-56
11-19-1999	H	W	68-66
11-20-2000	H	W	78-71

**LONG ISLAND**

Overall Record..... 0-1  
 Home Record..... 0-1

Date	Location	Result	Score
12-22-1969	H	L	61-69

**LONGWOOD**

Overall Record..... 2-2  
 Home Record..... 0-2  
 Away Record..... 2-0  
 Largest Win..... 3, Dec. 19, 2019  
 Largest Loss..... 16, Dec. 29, 2018

Date	Location	Result	Score
12-29-2018	H	L	94-110
12-19-2019	A	W (3OT)	102-99
12-19-2020	A	W	91-89
12-20-2022	H	L	70-75

**LOYOLA (NEW ORLEANS)**

Overall Record..... 2-1  
 Home Record..... 1-0  
 Away Record..... 1-1  
 Largest Win..... 10, Dec. 15, 1960  
 Largest Loss..... 10, Dec. 17, 1966

Date	Location	Result	Score
12-15-1960	A	W	88-78
12-17-1966	A	L	87-97
1-4-1968	H	W	61-59

**LYNCHBURG**

Overall Record..... 1-0  
 Home Record..... 1-0

Date	Location	Result	Score
12-12-1998	H	W	58-47

**MAINE**

Overall Record..... 1-0  
 Home Record..... 1-0

Date	Location	Result	Score
1-27-1970	H	W	81-63

**MADISON**

Overall Record..... 1-1  
 Home Record..... 1-1  
 Largest Win..... 7, Feb. 21, 1977  
 Largest Loss..... 2, Feb. 25, 1974

Date	Location	Result	Score
2-25-1974	H	L	41-43
2-21-1977	H	W	79-7

**MANHATTAN**

Overall Record..... 0-1  
 Home Record..... 0-1

Date	Location	Result	Score
12-21-2021 \$	H	L	74-77

\$ - Indicates Cobb Dill & Hammer Classic (Charleston, S.C.)

**MARIST**

Overall Record..... 1-1  
 Home Record..... 0-1  
 Away Record..... 1-0

Date	Location	Result	Score
12-1-2017 \$	H	L	91-100
11-23-2019	A	W	79-75

\$ - Indicates Papa John's Bulldog Bash (Charleston, S.C.)

**MARSHALL**

Overall Record..... 10-33



# ALL-TIME RECORDS VS. OPPONENTS

Home Record.....	8-11
Away Record.....	2-19
Neutral Record.....	0-3
Largest Win.....	20, Feb. 20, 1989
Largest Loss.....	44, Feb. 3, 1996

Date	Location	Result	Score
12-19-1962	A	L	69-71
12-17-1964	A	W	96-84
1-31-1977 *	H	L	73-82
1-14-1978 *	A	L (OT)	81-85
2-4-1978 *	H	W	74-57
1-13-1979 *	A	W	58-57
2-19-1979 *	H	W	75-69
1-26-1980 *	A	L	59-68
2-18-1980 *	H	L (OT)	74-78
2-23-1980 ^1	A	L	66-100
1-31-1981 *	A	L	60-76
2-23-1981 *	H	L	79-87
1-16-1982 *	A	L	61-74
2-1-1982 *	H	W	77-62
1-15-1983 *	H	L	70-71
2-24-1983 *	A	L	61-69
1-9-1984 *	H	W	84-76
2-18-1984 *	A	L	71-85
1-20-1985 *	H	W	92-87
2-9-1985 *	A	L	65-75
3-2-1985 ^2	N	L	68-79
1-18-1986 *	A	L	70-90
2-10-1986 *	H	L	78-85
1-17-1987 *	H	L	69-72
2-9-1987 *	A	L	92-96
1-23-1988 *	A	L	67-87
2-15-1988 *	A	L	78-105
3-4-1988 ^2	N	L	78-121
1-21-1989 *	A	L	53-62
2-20-1989 *	H	W	100-80
1-20-1990 *	H	W	64-52
2-19-1990 *	A	L	85-91
1-5-1991 *	H	L	81-90
2-4-1991 *	A	L	78-90
2-3-1992 *	H	L	67-75
2-29-1992 *	A	L	77-82
1-17-1993 *	A	L	50-62
2-20-1993 *	H	W	68-52
1-17-1994 *	H	L (OT)	79-83
2-19-1994 *	A	L	64-85
2-4-1995 *	H	L	62-78
2-3-1996 *	A	L	54-98
1-13-1997 *	H	L (OT)	80-81

\* - Indicates Southern Conference Game

^1 - Indicates Southern Conference Tournament (Huntington, W.Va.)

^2 - Indicates Southern Conference Tournament (Asheville, N.C.)

Overall Record.....	0-3
Away Record.....	0-2
Neutral Record.....	0-1
Largest Loss.....	48, Nov. 27, 2002

Date	Location	Result	Score
3-3-1938 \$	N	L	43-45
2-27-1947 *	A	L	40-52
11-27-2002 #11	A	L	49-97

\* - Indicates Southern Conference Game

\$ - Indicates Southern Intercollegiate Athletic Association Tournament (Raleigh, N.C.)

# - Indicates Maryland Nationally Ranked

Overall Record.....	1-2
Home Record.....	1-1
Away Record.....	0-1
Largest Win.....	3, Dec. 8, 1986
Largest Loss.....	26, Dec. 2, 2017

Date	Location	Result	Score
12-8-1986	H	W	64-61
12-19-2016	A	L	111-120

12-2-2017 \$	H	L	72-98
--------------	---	---	-------

\$ - Indicates Papa John's Bulldog Bash (Charleston, S.C.)

## MARYLAND-EASTERN SHORE

Overall Record.....	1-0
Neutral Record.....	1-0

Date	Location	Result	Score
11-22-2009 !	N	W	88-62

! - Indicates Hispanic College Fund Challenge (Jefferson City, Mo.)

## MEMPHIS

Overall Record.....	2-3
Home Record.....	1-1
Away Record.....	0-2
Neutral Record.....	1-0
Largest Win.....	8, Feb. 1, 1958
Largest Loss.....	14, Jan. 30, 1962

Date	Location	Result	Score
12-16-1957 #20	A	L	63-70
2-1-1958	H	W	62-54
1-30-1962	A	L	72-86
2-9-1963	H	L	63-72
12-27-1968	H	W	76-73

\*\* Editor's Note - Known as Memphis State prior to 1994 \*\*

## MERCER

Overall Record.....	9-28
Home Record.....	4-12
Away Record.....	5-12
Neutral Record.....	0-4
SoCon Regular Season Record.....	4-18
SoCon Tournament.....	0-4
Largest Win.....	35, Feb. 9, 1927
Largest Loss.....	36, Feb. 2, 2021

Date	Location	Result	Score
2-28-1925 %1	N	L	24-31
2-16-1926	A	L	32-35
2-9-1927	A	W	50-15
2-10-1927	A	W	47-32
2-12-1927	H	W	38-33
3-5-1927 %2	H	W	42-41
1-20-1928	A	L	29-38
1-21-1928	A	L	15-33
1-25-1929	H	L	35-41
1-26-1929	H	L	29-52
1-8-1930	A	L	35-53
12-9-1970	H	L	70-73
1-10-2015 *	A	L	51-74
2-5-2015 *	H	L	53-76
1-9-2016 *	H	L	80-91
2-6-2016 *	A	L	72-88
3-4-2016 ^1	N	L	69-71
1-28-2017 *	A	L	66-82
2-18-2017 *	H	L	78-89
1-27-2018 *	A	W	76-74
2-23-2018 *	H	L	70-83
12-1-2018 *	H	W	79-69
2-9-2019 *	A	W	67-61
2-1-2020 *	A	L	71-76
2-26-2020 *	H	L	57-73
1-20-2021*	H	L	63-83
2-22-2021*	A	L	52-88
1-17-2022*	H	L	64-71
2-23-2022*	A	W	71-67
1-28-2023*	H	L	65-74
2-25-2023*	A	L	50-72
3-3-2023^1	N	L	41-66
1-24-2024*	H	W	68-66
2-21-2024*	A	L	78-87
3-8-2024^1	N	L	76-84
1-29-2025*	A	L	46-80
2-19-2025*	H	L	52-62

\* - Indicates Southern Conference Game

%1 - Indicates Southern Intercollegiate Athletic Association Tournament (Atlanta, Ga.)

%2 - Indicates Southern Intercollegiate Athletic Association Tournament

(Charleston, S.C.)

^1 - Indicates Southern Conference Tournament (Asheville, N.C.)

## MERCHANT MARINE ACADEMY

Overall Record.....	2-0
Home Record.....	1-0
Away Record.....	1-0
Largest Win.....	10, Dec. 10, 1969

Date	Location	Result	Score
12-14-1967	A	W	83-80
12-10-1969	H	W	84-74

## METHODIST

Overall Record.....	2-0
Home Record.....	2-0
Largest Win.....	25, Nov. 18, 2000

Date	Location	Result	Score
11-30-1989	H	W	85-71
11-18-2000	H	W	80-55

## MIAMI (FLA.)

Overall Record.....	1-1
Home Record.....	1-0
Away Record.....	0-1
Largest Win.....	16, Dec. 20, 1958
Largest Loss.....	8, Nov. 22, 1985

Date	Location	Result	Score
12-20-1958 &	N	W	93-77
11-22-1985	A	L	77-85

& - Indicates Poinsettia Classic (Greenville, S.C.)

## MICHIGAN STATE

Overall Record.....	0-4
Home Record.....	0-1
Away Record.....	0-3
Largest Loss.....	32, Nov. 12, 2006

Date	Location	Result	Score
11-12-2006	A	L	41-73
12-17-2008 #19	A	L	65-79
12-7-2009 #12	H	L	56-69
12-22-2014	A	L	56-82

## MID-ATLANTIC CHRISTIAN

Overall Record.....	2-0
Home Record.....	2-0
Largest Win.....	73, Nov. 12, 2018

Date	Location	Result	Score
11-19-2015	H	W	132-60
11-12-2018	H	W	148-75

## MINLANT

Overall Record.....	0-1
Home Record.....	0-1

Date	Location	Result	Score
1-13-1954	H	L	53-56

## MISSISSIPPI

Overall Record.....	2-1
Home Record.....	2-0
Neutral Record.....	0-1
Largest Win.....	19, Dec. 30, 1970
Largest Loss.....	18, March 18, 1926

Date	Location	Result	Score
2-24-1925 *	H	W	30-26
3-6-1926 ^	N	L	23-41
12-30-1970 &	H	W	109-90

\* - Indicates Southern Conference Game

^ - Indicates Southern Conference Tournament (Greenville, S.C.)

& - Indicates Palmetto Classic (Charleston, S.C.)

# ALL-TIME RECORDS VS. OPPONENTS



**MISSOURI STATE**  
 Overall Record..... 0-1  
 Away Record..... 0-1

Date	Location	Result	Score
11-21-2009 !	A	L	55-72

! - Indicates Hispanic College Fund Challenge (Johnson City, Mo.)

**MONTREAT**  
 Overall Record..... 2-0  
 Home Record..... 2-0  
 Largest Win..... 45, Nov. 25, 2013

Date	Location	Result	Score
11-14-2012	H	W	62-45
11-25-2013	H	W	109-64

**MOREHEAD STATE**  
 Overall Record..... 1-1  
 Home Record..... 1-0  
 Away Record..... 0-1  
 Largest Win..... 1, Dec. 30, 2000  
 Largest Loss..... 33, Dec. 17, 1951

Date	Location	Result	Score
12-17-1951	A	L	45-78
12-30-2000	H	W	52-51

**MORGAN STATE**  
 Overall Record..... 1-0  
 Home Record..... 1-0

Date	Location	Result	Score
12-5-1985	H	W	84-73

**MORRIS**  
 Overall Record..... 2-0  
 Home Record..... 2-0

Date	Location	Result	Score
11-12-2021	H	W	108-67
11-15-2022	H	W	109-66

**MORRIS HARVEY**  
 Overall Record..... 1-0  
 Home Record..... 1-0

Date	Location	Result	Score
12-16-1959	H	W	89-68

**NAVAL ACADEMY**  
 Overall Record..... 5-6  
 Home Record..... 4-0  
 Away Record..... 0-4  
 Neutral Record..... 1-2  
 Largest Win..... 36, Nov. 29, 2001  
 Largest Loss..... 33, Dec. 29, 1976

Date	Location	Result	Score
12-29-1970 &	H	L	69-72
12-29-1973 \$	H	W	74-66
12-29-1976 %	N	L	56-89
1-4-1988	A	L	67-79
1-9-1989	H	W	71-62
11-29-2001	H	W	83-47
11-25-2002	A	L	51-57
12-30-2004	H	W	87-72
12-31-2005	A	L	70-84
12-4-2013	A	L	74-79
12-6-2014	H	W	67-60

& - Indicates Palmetto Classic (Charleston, S.C.)

\$ - Indicates Brigadier-Palmetto Classic (Charleston, S.C.)

% - Indicates Poinsettia Classic (Greenville, S.C.)

**NAVY YARD MACHINIST MATES**  
 Overall Record..... 1-0

Date	Location	Result	Score
1917	-	W	48-11

**NEBRASKA**  
 Overall Record..... 0-4  
 Home Record..... 0-1  
 Away Record..... 0-3  
 Largest Loss..... 40, Dec. 7, 1992

Date	Location	Result	Score
12-30-1990	H	L (OT)	80-94
12-2-1991	A	L	61-84
12-7-1992 #25	A	L	46-86
12-21-2013	A	L	62-77

**NEWBERRY**  
 Overall Record..... 49-24  
 Home Record..... 28-7  
 Away Record..... 17-14  
 Neutral Record..... 2-0  
 Largest Win..... 36, Feb. 6, 1923  
 Largest Loss..... 27, Feb. 24, 1950

Date	Location	Result	Score
1914	-	W	31-24
1914	-	W	33-17
1915	-	L	22-24
1915	-	L	23-38
1916	-	L	19-27
1-23-1920	A	W	19-10
1-22-1921	H	W	32-17
2-11-1921	A	L	20-38
1-21-1922	H	W	22-19
2-15-1922	A	L	22-35
1-26-1923	H	L	21-32
2-6-1923	A	W	46-10
1-26-1924	H	L	13-20
2-5-1924	A	L	16-35
3-4-1926 ^	N	W	37-19
1-22-1927	H	W	35-21
2-23-1927	A	W	26-20
2-10-1928	H	W	48-23
2-16-1928	A	W	27-25
2-8-1929	H	W	42-27
2-14-1929	A	W	35-28
2-13-1930	A	W	34-28
2-21-1930	H	W	46-28
1-31-1931	H	W	49-34
2-13-1931	A	W	33-26
1-30-1932	H	L	26-32
2-12-1932	A	L	27-29
1-28-1933	H	L	24-46
2-9-1933	A	L	30-37
1-27-1934	H	W	44-25
2-21-1934	A	W	34-22
1-26-1935	A	W	37-36
2-6-1935	A	W	39-33
1-25-1936	H	W	46-33
2-17-1936	A	W	46-38
1-30-1937	H	W	44-22
2-3-1937	A	L	31-34
1-30-1938	H	W	45-31
2-26-1938	A	W	58-45
2-21-1939	A	W	49-48
1-10-1942	H	W	45-28
2-12-1943	H	W	46-38
2-2-1945	H	W	55-44
2-1-1946	H	L	44-50
2-11-1946	A	L	50-61
1-27-1947	A	W	60-49
2-21-1947	H	W	41-35
1-10-1948	H	W	59-30
2-3-1948	A	L	43-56
1-28-1949	H	L	47-67

1-11-1949	A	L	30-49
1-27-1950	H	L	47-55
2-24-1950	A	L	56-83
1-18-1951	A	L	85-91
2-13-1951	H	W	69-57
1-15-1952	H	W	73-50
1-30-1952	A	W	65-58
1-30-1953	A	W	74-61
2-21-1953	H	W	67-57
1-15-1954	H	W	71-60
2-19-1954	A	L	75-82
2-18-1955	A	L	63-80
1-5-1956	A	L	56-81
2-10-1956	H	W	82-78
2-5-1957	A	W	67-55
2-19-1957	H	W	97-63
12-2-1957	H	W	60-46
12-5-1981	H	W	101-88
2-16-1984	H	W	108-77
1-16-1988	H	W	78-66
2-7-1991	H	W	92-78
1-9-1995	H	W	85-69
11-27-1995	H	W	94-65

^ - Indicates Southern Intercollegiate Athletic Association Tournament (Greenville, S.C.)

**NEW MEXICO**  
 Overall Record..... 0-1  
 Neutral Record..... 0-1

Date	Location	Result	Score
12-19-2010 &	N	L	58-84

& - Indicates IBN Las Vegas Classic (Las Vegas, Nev.)

**NEW MEXICO STATE**  
 Overall Record..... 0-1  
 Neutral Record..... 0-1

Date	Location	Result	Score
12-28-1967 %	N	L	66-92

% - Indicates Arkansas State Invitational Tournament (Jonesboro, Ark.)

**NEW ORLEANS**  
 Overall Record..... 1-0  
 Neutral Record..... 1-0

Date	Location	Result	Score
11-23-2022	N	W	72-65

**NEW YORK**  
 Overall Record..... 0-1  
 Neutral Record..... 0-1

Date	Location	Result	Score
12-28-1968 &	N	L	62-87

& - Indicates Poinsettia Classic (Greenville, S.C.)

**NORTHWESTERN**  
 Overall Record..... 0-1  
 Neutral Record..... 0-1

Date	Location	Result	Score
12-29-1969 &	N	L	74-91

& - Indicates Poinsettia Classic (Greenville, S.C.)

**NORTH CAROLINA**  
 Overall Record..... 0-20  
 Home Record..... 0-4  
 Away Record..... 0-10  
 Neutral Record..... 0-6  
 Largest Loss..... 68, Feb. 18, 1991

Date	Location	Result	Score
1-17-1940 *	A	L	36-66
1-30-1950 *	A	L	39-77
2-10-1951 *	H	L	53-71
12-1-1951 *	H	L	69-87
2-8-1952 *	A	L	62-80



# ALL-TIME RECORDS VS. OPPONENTS

11-30-1952 *	A	L	50-70
2-14-1953 *	H	L	69-94
1-8-1954	A	L	42-83
2-27-1954	H	L	52-79
2-22-1969 #3	A	L	59-106
2-1-1980 #11 &	N	L	40-51
2-6-1982 #2 &	N	L	46-67
2-4-1983 #1 &	N	L	36-81
2-4-1984 #1 &	N	L	60-76
2-1-1985 #13!	N	L	62-83
12-22-1985 #1!	N	L	51-104
12-17-1987 #4	A	L	74-98
2-18-1991 #8	A	L	50-118
11-24-1991 #8	A	L	58-97
12-13-2022	A	L	67-100

\* - Indicates Southern Conference Game  
 # - Indicates North Carolina Nationally Ranked  
 & - Indicates North-South Doubleheader (Charlotte, N.C.)  
 ! - Indicates Game Played at Charlotte Coliseum (Charlotte, N.C.)

## NORTH CAROLINA CENTRAL

Overall Record.....	2-1
Home Record.....	1-0
Away Record.....	0-1
Neutral Record.....	1-0

Date	Location	Result	Score
12-6-2021	H	W	80-67
12-20-2022	A	L	74-81
11-21-2024 &	N	W	67-61

& - Campbell Classic (Buies Creek, N.C.)

## UNC ASHEVILLE

Overall Record.....	2-3
Home Record.....	2-1
Away Record.....	0-2
Largest Win.....	16, Dec. 1, 1988
Largest Loss.....	15, Nov. 9, 2019

Date	Location	Result	Score
2-5-1987	H	W	71-65
12-2-1987	A	L	72-85
12-1-1988	H	W	93-77
11-9-2019	H	L	76-91
12-1-2021	A	L	58-65

## UNC CHARLOTTE

Overall Record.....	0-1
Away Record.....	0-1

Date	Location	Result	Score
12-29-2015	A	L	93-111

## UNC GREENSBORO

Overall Record.....	10-40
Home Record.....	6-17
Away Record.....	3-20
Neutral Record.....	1-3
SoCon Regular Season Record.....	5-37
SoCon Tournament Record.....	1-3
Largest Win.....	18, Jan. 5, 1980
Largest Loss.....	30, Dec. 1, 2012

Date	Location	Result	Score
1-5-1980	H	W	81-63
2-17-1992	A	W	73-60
2-10-1993	H	W	53-47
12-29-1993	H	W	63-46
1-3-1998 *	A	L	61-69
1-13-1999 *	H	L	53-61
2-26-2000 *	A	L	58-75
1-3-2001 *	H	W	70-68
2-9-2002 *	A	L	68-81
2-15-2003 *	H	L	66-67
1-24-2004 *	A	L	42-71
1-22-2005 *	H	L	68-78

1-23-2006 *	A	L	46-65
1-20-2007 *	H	L	44-47
1-7-2008 *	A	L	54-84
1-26-2008 *	H	L	63-74
12-4-2008 *	A	W	57-50
1-31-2009 *	H	W	66-60
2-20-2010 *	H	L	53-59
2-7-2011 *	A	L	74-86
1-14-2012 *	H	L	66-67
2-2-2012 *	A	L	71-82
12-1-2012 *	A	L	54-84
1-16-2014 *	A	L (OT)	65-69
3-7-2014 ^	N	W	86-76
1-5-2015 *	A	W (OT)	85-83
2-7-2015 *	H	L	63-79
1-28-2016 *	H	L	95-102
2-25-2016 *	A	L	63-92
12-28-2016 *	H	L	87-95
1-21-2017 *	A	L	72-81
3-4-2017 ^	N	L	67-76
1-18-2018 *	A	L	58-72
2-15-2018 *	H	L	66-82
3-3-2018 ^	N	L	58-72
1-24-2019 *	A	L	60-83
2-28-2019 *	H	L	96-100
1-15-2020 *	H	L	69-79
2-5-2020 *	A	L	68-88
1-18-2021 *	A	L	73-87
2-3-2021 *	H	L	66-85
3-6-2021 ^	N	L	72-80
1-13-2022 *	H	W	74-69
2-10-2022 *	A	L	66-89
1-19-2023*	A	L	60-70
2-4-2023*	H	L	59-79
1-17-2024*	A	L	67-73
2-14-2024*	H	L	61-76
1-15-2025*	A	L	57-70
2-5-2025*	H	L	61-76

\* - Indicates Southern Conference Game  
 ^ - Indicates Southern Conference Tournament (Asheville, N.C.)

## UNC WILMINGTON

Overall Record.....	3-1
Home Record.....	3-0
Away Record.....	0-1
Largest Win.....	27, Dec. 3, 1974
Largest Loss.....	15, Jan. 5, 1978

Date	Location	Result	Score
1-18-1969	H	W	97-84
12-3-1974	H	W	115-88
12-1-1975	H	W	81-63
1-5-1978	A	L	66-81

## NORTH CAROLINA A&T

Overall Record.....	2-2
Home Record.....	1-1
Away Record.....	1-1

Date	Location	Result	Score
11-15-2017	A	L	73-92
12-3-2020	H	W	78-70
12-2-2023	A	W	85-68
11-17-2024	H	L	73-82

## NORTH CAROLINA STATE

Overall Record.....	1-18
Home Record.....	0-3
Away Record.....	1-10
Neutral Record.....	0-5
Largest Win.....	7, Feb. 1, 1941
Largest Loss.....	46, Dec. 6, 1969

Date	Location	Result	Score
2-7-1938 *	A	L	29-43
3-2-1939 \$	A	L	38-40
2-1-1941 *	A	W	57-50

1-24-1942 *	H	L	23-41
2-10-1942 *	A	L	40-64
2-10-1947 *	H	L	35-75
12-10-1960	A	L	71-88
1-26-1963	A	L	65-82
1-28-1969	H	L	65-84
12-6-1969	A	L	59-105
11-29-1975 #13	A	L	75-103
2-2-1980	A	L	35-57
2-5-1982 #17 &	N	L	44-54
2-5-1983 &	N	L	47-57
3-3-1984 &	N	L	49-50
11-23-2001	A	L	53-63
11-19-2005 %	A	L	59-91
12-22-2019	A	L	63-83
11-6-2023	A	L	59-72

\* - Indicates Southern Conference Game  
 # - Indicates N.C. State Nationally Ranked  
 \$ - Indicates Southern Intercollegiate Athletic Association Tournament (Raleigh, N.C.)  
 & - Indicates North-South Doubleheader (Charlotte, N.C.)  
 % - Indicates Hispanic College Fund Classic (Raleigh, N.C.)

## NORTH CAROLINA WESLEYAN

Overall Record.....	2-0
Home Record.....	2-0
Largest Win.....	34, Dec. 1, 1997

Date	Location	Result	Score
11-26-1994	H	W	96-71
12-1-1997	H	W	77-43

## NORTH GEORGIA

Overall Record.....	1-1
Home Record.....	1-0
Away Record.....	0-1
Largest Win.....	11, Feb. 17, 1950
Largest Loss.....	2, Jan. 13, 1951

Date	Location	Result	Score
2-17-1950	H	W	54-43
1-13-1951	A	L	55-57

## NORTH GREENVILLE

Overall Record.....	3-0
Home Record.....	3-0

Date	Location	Result	Score
11-16-2013	H	W	83-53
11-16-2023	H	W	77-59
11-14-2024	H	W	79-54

## NOTRE DAME

Overall Record.....	1-2
Away Record.....	1-2
Largest Loss.....	24, Nov. 19, 2006

Date	Location	Result	Score
11-17-1997	A	L	53-72
11-19-2006	A	L	50-74
12-19-2023	A	W	65-45

## OGLETHORPE

Overall Record.....	7-0
Home Record.....	6-0
Away Record.....	1-0
Largest Win.....	40, Dec. 9, 2002

Date	Location	Result	Score
2-13-1926	A	W	30-22
2-5-1927	H	W	56-26
1-27-1928	H	W	53-36
12-3-1973	H	W	89-60
12-9-2000	H	W	79-45
12-9-2002	H	W	95-55
11-10-2017	H	W	109-73

## OHIO STATE

# ALL-TIME RECORDS VS. OPPONENTS



Overall Record ..... 0-1  
 Away Record ..... 0-1

Date	Location	Result	Score
12-19-2017	A	L	65-94

## OHIO VALLEY

Overall Record ..... 1-0  
 Home Record ..... 1-0

Date	Location	Result	Score
11-10-2006	H	W	79-58

## OLD DOMINION

Overall Record ..... 0-2  
 Home Record ..... 0-1  
 Away Record ..... 0-1  
 Largest Loss ..... 8, Dec. 14, 1966 / March 19, 2009

Date	Location	Result	Score
12-14-1966	H	L	70-78
3-19-2009 %	A	L	59-67

% - Indicates CollegeInsider.com Tournament (Norfolk, Va.)

## PARRIS ISLAND MARINES

Overall Record ..... 4-5  
 Home Record ..... 2-2  
 Away Record ..... 2-3  
 Largest Win ..... 26, Jan. 7, 1927  
 Largest Loss ..... 22, Feb. 26, 1955

Date	Location	Result	Score
1-7-1927	H	W	45-19
1-6-1928	H	W	51-44
1-1-1930	A	L	41-45
1-2-1930	A	W	36-33
1-3-1933	A	W	31-26
1-4-1933	A	L	27-28
12-30-1949	H	L	55-64
1-14-1950	A	L	46-49
2-26-1955	H	L	70-92

## PENNSYLVANIA

Overall Record ..... 0-5  
 Home Record ..... 0-2  
 Away Record ..... 0-3  
 Largest Loss ..... 39, Dec. 1, 1976

Date	Location	Result	Score
12-6-1972	A	L	34-67
12-1-1976	A	L	69-108
1-10-1978	H	L	73-103
1-4-2006	H	L	49-84
11-20-2007	A	L	77-93

## PFEIFFER

Overall Record ..... 1-0  
 Home Record ..... 1-0

Date	Location	Result	Score
12-5-2023	H	W	88-60

## PHILANDER SMITH

Overall Record ..... 1-0  
 Away Record ..... 1-0

Date	Location	Result	Score
12-10-2001	A	W	65-51

## PHILLIPS OIL COMPANY

Overall Record ..... 0-1  
 Home Record ..... 0-1

Date	Location	Result	Score
2-13-1965	H	L	80-82

## PIEDMONT

Overall Record ..... 13-1  
 Home Record ..... 12-1

Away Record ..... 1-0  
 Largest Win ..... 57, Feb. 8, 1989  
 Largest Loss ..... 24, Jan. 22, 1954

Date	Location	Result	Score
1-12-1951	A	W	67-55
1-5-1952	H	W	62-54
1-31-1953	H	W	95-67
1-22-1954	H	L	55-79
11-27-1978	H	W	103-61
11-30-1979	H	W	69-56
12-1-1980	H	W	56-45
11-30-1981	H	W	66-54
11-29-1982	H	W	82-59
11-28-1983	H	W	105-54
12-2-1985	H	W	92-66
1-8-1989	H	W	105-48
12-10-2019	H	W	129-83
11-25-2020	H	W	89-64

## PITT

Overall Record ..... 1-0  
 Away Record ..... 1-0

Date	Location	Result	Score
11-9-2021	A	W	78-63

## POINT

Overall Record ..... 5-0  
 Home Record ..... 5-0  
 Largest Win ..... 65, Dec. 5, 2005

Date	Location	Result	Score
12-6-2004	H	W	75-49
12-5-2005	H	W	126-61
12-30-2006	H	W	113-59
12-15-2007	H	W	79-55
12-16-2017	H	W	110-66

\*\* Editor's Note - Known as Atlanta Christian prior to 2011 \*\*

## PRESBYTERIAN

Overall Record ..... 50-26  
 Home Record ..... 32-9  
 Away Record ..... 17-17  
 Neutral Record ..... 1-0  
 Largest Win ..... 53, Dec. 1, 1959  
 Largest Loss ..... 50, Feb. 25, 1956

Date	Location	Result	Score
1919	-	W	39-18
1-24-1920	A	W	31-22
2-26-1921	H	W	21-11
2-3-1923	H	W	37-18
2-9-1923	A	W	20-19
2-6-1924	A	L	23-32
2-16-1924	H	L	10-19
2-14-1925	H	W	52-30
1-30-1926	H	W	36-29
1-29-1927	H	W	46-23
2-24-1927	A	W	43-22
2-4-1928	H	W	53-30
2-17-1928	A	W	56-48
2-2-1929	H	W	41-30
2-15-1929	A	W	51-31
1-31-1930	H	W	53-41
2-1-1930	H	W	38-30
2-17-1931	A	L (OT)	34-39
2-18-1931	A	L	32-33
2-11-1933	A	W	53-33
2-16-1934	A	W	29-22
1-11-1935	H	W	26-24
2-7-1935	A	W	44-39
2-1-1936	H	W	42-31
2-18-1936	A	W	27-24
2-1-1937	A	W	27-16
2-26-1937	H	W	31-30

1-29-1938	H	W	37-18
2-28-1938	A	W	44-30
2-3-1939	A	W	39-37
2-25-1939	A	W	55-39
1-12-1940	H	L	36-38
2-1-1940	A	L	32-40
1-10-1941	H	L	36-39
2-12-1941	A	L	48-53
1-9-1942	H	L	40-50
1-21-1946	A	W	37-36
2-8-1946	H	W	41-35
1-10-1947	H	W	66-47
1-14-1947	A	W	57-49
1-26-1948	A	W	44-41
2-20-1948	H	W	81-44
1-29-1949	H	W	55-46
2-12-1949	A	L	40-50
1-7-1950	H	L	64-66
2-13-1950	A	L	42-56
2-2-1951	A	L	72-74
2-23-1951	H	W	75-69
1-4-1952	H	L	58-63
1-29-1952	A	L	50-89
2-11-1953	A	L	63-82
2-17-1953	H	W	72-63
2-6-1954	H	L	46-75
2-20-1954	A	L	73-106
1-14-1955	H	L	72-93
12-3-1955	H	L	67-117
2-25-1956	A	L	63-113
12-10-1956	A	L	73-82
2-1-1957	H	W	65-63
12-6-1957	H	W	81-56
12-6-1958	A	W	77-62
12-1-1959	H	W	93-40
12-12-1963	H	W	97-61
12-11-1964	H	W	86-37
12-6-1976 &	H	W	87-78
2-4-1981	H	W	75-65
12-7-1981	H	W	68-50
12-8-1982	H	W	80-74
2-23-2013 #	A	L	65-68
11-12-2013	H	W	82-68
11-21-2015	A	L	79-95
11-28-2016	H	W	97-83
12-22-2020	H	W	94-82
11-15-2021	A	L (OT)	70-74
11-10-2022	H	W	70-58
11-13-2023	A	L	64-71

& - Indicates Citadel Invitational Tournament (Charleston, S.C.)  
 # - Indicates ESPN Bracketbuster

## RADFORD

Overall Record ..... 0-2  
 Home Record ..... 0-1  
 Away Record ..... 0-1  
 Largest Loss ..... 17, Jan. 2, 2014

Date	Location	Result	Score
11-24-2012	H	L	61-74
1-2-2014	A	L	59-76

## RANDOLPH-MACON

Overall Record ..... 2-0  
 Home Record ..... 2-0  
 Largest Win ..... 28, Dec. 8, 1994

Date	Location	Result	Score
12-8-1994	H	W	85-57
12-2-1995	H	W	65-58

## RHODE ISLAND

Overall Record ..... 0-1  
 Neutral Record ..... 0-1



# ALL-TIME RECORDS VS. OPPONENTS

Date	Location	Result	Score
11-27-1987 &	N	L	85-113

& - Indicates Investor's Classic (Charlottesville, Va.)

## RICE

Overall Record	0-2
Away Record	0-1
Neutral Record	0-1
Largest Loss	18, Jan. 5, 1973

Date	Location	Result	Score
12-6-1971	A	L	69-73
1-5-1973 #	N	L	64-82

# - Indicates Presidential Classic (Washington, D.C.)

## RICHMOND

Overall Record	20-29
Home Record	13-7
Away Record	7-20
Neutral Record	0-2
Largest Win	30, Feb. 1, 1960
Largest Loss	42, Nov. 12, 2010

Date	Location	Result	Score
12-16-1938 *	A	W	39-24
1-30-1948 *	A	L	50-71
2-19-1949 *	A	L	42-58
12-2-1956 *	A	L	69-91
2-11-1957 *	H	L	54-67
1-7-1958 *	A	L	50-54
2-10-1958 *	H	W	62-54
3-6-1958 ^1	A	L	59-63
12-1-1958 *	H	W	55-45
1-6-1959 *	A	L	62-69
12-12-1959 *	A	L	52-63
2-1-1960 *	H	W	85-55
12-3-1960 *	A	W	92-78
1-27-1961 *	H	W	89-80
3-2-1961 ^1	A	W	70-66
1-3-1962 *	H	L	68-76
2-15-1962 *	A	W	58-57
12-15-1962 *	H	W	80-76
1-3-1963 *	A	L	98-112
12-14-1963 *	A	L	73-77
1-4-1964 *	H	L	65-67
12-15-1964 *	A	W	76-75
1-30-1965 *	H	L	81-83
12-17-1965 *	A	L	86-100
2-4-1966 *	H	W	88-70
1-7-1967 *	H	W	81-79
2-11-1967 *	A	L	76-89
3-2-1967 ^2	N	L (OT)	98-100
1-6-1968 *	A	L	70-83
1-27-1968 *	H	W	92-77
2-28-1968 ^2	N	L (OT)	88-100
2-1-1969 *	H	W	81-77
2-15-1969 *	A	L	89-108
1-6-1970 *	A	W	53-51
2-3-1970 *	H	L (OT)	81-82
1-12-1971 *	A	L	64-67
2-16-1971 *	H	W	78-63
2-1-1972 *	A	L	68-75
2-16-1972 *	H	W	99-79
1-27-1973 *	A	L	63-65
2-3-1973 *	H	W	77-72
2-2-1974 *	A	L (OT)	82-89
2-16-1974 *	H	L	65-73
2-1-1975 *	A	L	75-80
2-15-1975 *	H	L	90-99
1-24-1976 *	A	W	75-74
2-7-1976 *	H	W	91-79
2-28-1976 ^1	A	L	69-82
11-12-2010	A	L	37-79

\* - Indicates Southern Conference game

^1 - Indicates Southern Conference Tournament (Richmond, Va.)

^2 - Indicates Southern Conference Tournament (Charlotte, N.C.)

## RIDER

Overall Record	0-1
Home Record	0-1

Date	Location	Result	Score
12-20-1982	H	L (OT)	59-64

## ROANOKE

Overall Record	0-1
Home Record	0-1

Date	Location	Result	Score
12-18-1969	H	L	67-107

## ROCHESTER

Overall Record	1-0
Home Record	1-0

Date	Location	Result	Score
1-5-1974	H	W	80-65

## ROCHESTER TECH

Overall Record	1-0
Home Record	1-0

Date	Location	Result	Score
12-19-1974	H	W	90-80

## ROLLINS

Overall Record	3-1
Home Record	1-0
Away Record	2-1
Largest Win	30, Jan. 11, 1932
Largest Loss	13, Dec. 16, 1954

Date	Location	Result	Score
1-9-1932	A	W	45-22
1-11-1932	A	W	46-16
12-16-1954	A	L	71-84
12-1-1972	H	W	63-54

## RUTGERS

Overall Record	0-1
Neutral Record	0-1

Date	Location	Result	Score
12-29-1975 &	N	L	73-96

& - Indicates Poinsettia Classic (Greenville, S.C.)

## SACRAMENTO STATE

Overall Record	0-1
Neutral Record	0-1

Date	Location	Result	Score
12-3-1999 %	N	L	61-64

% - Indicates Northwest Mutual Classic (San Francisco, Calif.)

## ST. ANDREW'S (N.C.)

Overall Record	2-0
Home Record	2-0

Date	Location	Result	Score
12-16-2021	H	W	102-62
11-26-2024	H	W	100-85

## ST. BONAVENTURE

Overall Record	0-1
Away Record	0-1

Date	Location	Result	Score
12-19-2012	A	L	57-97

## ST. MARY'S (MD.)

Overall Record	2-0
Home Record	2-0
Largest Win	49, Dec. 18, 1995

Date	Location	Result	Score
12-18-1995	H	W	102-53
12-6-2010	H	W	72-64

## SAMFORD

Overall Record	13-20
Home Record	7-8
Away Record	5-10
Neutral Record	1-2
SoCon Regular Season Record	11-17
SoCon Tournament Record	1-2
Largest Win	25, Jan. 26, 2009
Largest Loss	30, Jan. 1, 2025

Date	Location	Result	Score
2-19-1992	H	W	73-67
1-2-1993	A	L	67-73
1-26-2009 *	A	W	70-45
3-6-2009 ^1	N	L	67-76
1-16-2010 *	A	W	51-50
2-4-2010 *	H	W	61-57
3-5-2010 ^2	N	W	55-43
1-17-2011 *	A	W	61-50
1-7-2012 *	H	W	73-62
1-12-2013 *	H	L	65-69
2-9-2013 *	A	L	67-79
2-24-2014 *	H	W	81-71
1-8-2015 *	H	W	77-67
2-12-2015 *	A	W	66-65
1-5-2016 *	A	L	74-94
2-8-2016 *	H	L	86-95
1-14-2017 *	H	L	90-98
2-25-2017 *	A	W	102-96
1-11-2018 *	H	L	91-107
2-10-2018 *	A	L	103-116
1-17-2019 *	A	L	77-80
2-23-2019 *	H	W (OT)	87-83
3-8-2019 ^3	N	L	71-100
1-1-2020 *	A	L	68-69
2-15-2020 *	H	L	62-74
2-3-2022 *	H	W	107-93
2-21-2022 *	A	L	74-76
12-31-2022	H	L	63-75
2-11-2023	A	L	70-76
1-6-2024 *	H	L	64-80
3-2-2024 *	A	L	80-92
1-1-2025 *	A	L	56-86
2-1-2025 *	H	L	58-83

\* - Indicates Southern Conference Game

^1 - Indicates Southern Conference Tournament (Chattanooga, Tenn.)

^2 - Indicates Southern Conference Tournament (Charlotte, N.C.)

^3 - Indicates Southern Conference Tournament (Asheville, N.C.)

## SAN FRANCISCO

Overall Record	0-1
Away Record	0-1

Date	Location	Result	Score
12-19-1988 &	A	L	80-94

& - Indicates Met Life Classic (San Francisco, Calif.)

## SAVANNAH ATHLETIC CLUB

Overall Record	1-0
Away Record	1-0

Date	Location	Result	Score
1-19-1928	A	W	47-31

## SAVANNAH STATE

Overall Record	7-1
Home Record	4-1
Away Record	3-0
Largest Win	27, Dec. 4, 1988
Largest Loss	4, Feb. 14, 2011

Date	Location	Result	Score
12-4-1988	H	W	100-73
11-26-1990	H	W	79-75
12-15-2004	H	W	81-58
1-10-2005	A	W	70-47
2-7-2006	H	W	80-73
2-22-2006	A	W	70-61
1-2-2010	A	W	54-47

# ALL-TIME RECORDS VS. OPPONENTS



2-14-2011 H L (OT) 61-65

**SEARS**

Overall Record..... 1-0  
Home Record..... 1-0

Date	Location	Result	Score
1-12-1932	A	W	30-28

**SEWANEE**

Overall Record..... 1-0  
Home Record..... 1-0

Date	Location	Result	Score
12-16-1969	H	W	86-65

**SOUTH ALABAMA**

Overall Record..... 1-0  
Home Record..... 1-0

Date	Location	Result	Score
11-29-1986	A	W	84-76

**SOUTH CAROLINA**

Overall Record..... 24-76  
Home Record..... 15-26  
Away Record..... 9-49  
Neutral Record..... 0-1  
Largest Win..... 30, March 2, 1917  
Largest Loss..... 61, Nov. 12, 2007

Date	Location	Result	Score
2-7-1914	A	L	15-24
1-22-1915	A	W	24-17
2-18-1916	A	L	25-29
2-26-1916	H	W	30-19
2-17-1917	A	L	23-36
3-2-1917	H	W	47-17
3-1-1919	A	W	33-25
3-9-1919	H	W	25-15
1-22-1920	A	W	19-8
2-27-1920	H	W	34-22
2-8-1921	A	L	13-22
3-12-1921	H	W	27-15
2-13-1922	A	L	17-18
3-4-1922	H	W	29-16
1-13-1923	H	L	17-22
2-5-1923	A	L	10-34
1-12-1924	H	L	24-26
2-4-1924	A	L	18-26
1-24-1925	H	W	34-29
2-10-1925	A	L	29-32
1-16-1926	H	W	42-24
2-11-1926	A	L	20-28
1-14-1928	H	W	47-28
2-13-1928	A	L	26-32
1-12-1929	H	W	47-36
2-13-1929	A	W	51-40
1-18-1930	H	W	31-27
2-12-1930	A	L	31-32
2-12-1931	A	W	22-19
2-6-1932	H	L	17-25
2-17-1932	A	L	22-24
2-8-1933	A	L	36-57
1-12-1935	H	L	17-33
2-12-1935	A	L	25-54
2-11-1936 *	A	L	18-54
2-27-1937 *	H	L	27-48
3-1-1937 ^1	A	L	32-34
1-8-1938 *	H	W	31-21
2-15-1938 *	A	W	37-27
1-13-1939 *	H	W (OT)	40-37
2-14-1939 *	A	W	50-38
1-13-1940 *	H	W	33-27
2-2-1940 *	A	W	27-26

1-17-1941 *	A	L	28-40
2-3-1941 *	A	L	37-55
2-1-1942 *	A	L	27-47
2-21-1942 *	H	L (OT)	52-54
2-2-1943 *	A	L	41-47
2-27-1943 *	H	W	44-38
3-4-1943 ^2	N	W	37-23
1-27-1945 *	H	L	51-59
2-17-1945 *	A	L	47-73
1-22-1946 *	A	L	29-66
2-15-1946 *	H	L	33-52
1-15-1947 *	A	L	35-62
2-14-1947 *	H	L	45-49
1-9-1948 *	H	L	41-49
2-28-1948 *	A	L	38-53
1-11-1949 *	A	L	35-60
2-25-1949 *	H	L	45-58
1-13-1950 *	H	L	46-67
2-21-1950 *	A	L	42-68
1-15-1951 *	A	L	45-79
2-20-1951 *	H	L	58-82
12-6-1951 *	A	L	56-76
2-2-1952 *	H	L	59-76
2-27-1953 *	A	L	59-78
2-28-1953 *	H	L	72-97
2-12-1954	H	L	59-79
2-26-1954	A	L	74-79
1-21-1955	H	L	72-97
2-3-1955	A	L	65-97
12-1-1955	A	L	50-80
2-4-1956	H	L	76-121
1-28-1957	A	L	77-90
2-26-1957	H	L	96-98
1-14-1976	A	L	74-90
2-9-1977	A	L	66-85
12-19-1980 &	A	L (3OT)	81-83
2-24-1982	A	L	57-62
1-12-1983	H	L	56-60
12-18-1983	A	L	64-85
12-3-1984	A	L	82-94
2-5-1986	H	L	70-80
12-10-1986	A	L	64-75
2-24-1988	A	L	66-88
2-22-1989	A	W	88-87
2-14-1990	H	L	65-69
12-21-1995	A	L	61-112
2-20-1997	H	L	55-85
11-21-1997 #6	A	L	55-77
11-28-1998	A	L	58-71
11-21-1999	A	L	51-68
12-5-2000	H	L	71-74
12-20-2001	A	L	57-73
1-2-2003	A	L	50-66
12-3-2003	H	L	38-70
11-27-2006	H	L	59-74
11-12-2007	A	L	42-103
12-20-2008	A	L	66-80

\* - Indicates Southern Conference game  
# - Indicates South Carolina Nationally Ranked  
& - Indicates Palmetto Classic (Columbia, S.C.)  
^1 - Indicates Southern Conference Tournament (Columbia, S.C.)  
^2 - Indicates Southern Conference Tournament (Raleigh, N.C.)

**USC AIKEN**

Overall Record..... 4-0  
Home Record..... 4-0  
Largest Win..... 24, Nov. 25, 1977

Date	Location	Result	Score
12-11-1976	H	W	86-78
11-25-1977	H	W	82-58
12-4-1979	H	W	98-84
2-17-1982	H	W (5OT)	107-105

**USC UPSTATE**

Overall Record..... 4-0  
Home Record..... 3-0  
Away Record..... 1-0  
Largest Win..... 32, Dec. 7, 1978

Date	Location	Result	Score
12-7-1978	H	W	99-67
12-6-1980	H	W	75-70
11-28-2015 %	A	W	88-81
12-3-2016	H	W	97-92

% - Indicates Palmetto State Shootout (Spartanburg, S.C.)

**SOUTH CAROLINA STATE**

Overall Record..... 9-4  
Home Record..... 5-1  
Away Record..... 2-3  
Neutral Record..... 2-0  
Largest Win..... 18, Dec. 18, 2000  
Largest Loss..... 17, Dec. 20, 2021

Date	Location	Result	Score
1-29-1979	A	W	91-86
12-5-1979	H	W	73-67
12-20-1980	H	W	66-65
2-23-1984	H	W	91-78
2-2-1989	A	L	70-84
2-7-1990	H	W	83-77
12-18-2000	H	W	62-44
1-2-2002	A	W	89-81
12-21-2002	H	L	66-78
12-9-2003	A	L	51-65
12-22-2010 !	N	W	67-57
11-28-2021	A	W (OT)	91-79
12-20-2021 \$	H	L	57-74

! - Indicates IBN/Las Vegas Classic (Las Vegas, NV)  
\$ - Indicates Cobb Dill & Hammer Classic (Charleston, SC)

**SOUTH FLORIDA**

Overall Record..... 2-2  
Home Record..... 1-0  
Away Record..... 1-1  
Neutral Record..... 0-1  
Largest Win..... 10, Jan. 7, 1973  
Largest Loss..... 26, Dec. 21, 1999

Date	Location	Result	Score
1-7-1973	H	W	66-56
1-8-1974	A	L	78-90
12-21-1999 %	N	L	72-98
11-24-2018	A	W	84-81

% - Indicates Pearl Harbor Invitational (Laie, Hawaii')

**SOUTHEAST MISSOURI STATE**

Overall Record..... 2-0  
Home Record..... 1-0  
Away Record..... 1-0  
Largest Win..... 12, Dec. 15, 2018

Date	Location	Result	Score
12-15-2018	H	W	86-74
11-19-2019	A	W	75-69

**SOUTHERN CALIFORNIA**

Overall Record..... 0-3  
Home Record..... 0-1  
Away Record..... 0-2  
Largest Loss..... 33, Dec. 28, 1984

Date	Location	Result	Score
12-28-1984 &	A	L	62-95
11-21-2006	A	L	47-74
11-15-2007	H	L	47-74

& - Indicates Trojan Classic (Los Angeles, Calif.)

**SOUTHERN ILLINOIS-EDWARDSVILLE**

Overall Record..... 0-1  
Neutral Record..... 0-1

Date	Location	Result	Score
------	----------	--------	-------



# ALL-TIME RECORDS VS. OPPONENTS

12-23-2010 ! N L 55-59  
! - Indicates IBN/Las Vegas Classic (Las Vegas, Nev.)

**SOUTHERN MISSISSIPPI**  
Overall Record ..... 1-0  
Home Record ..... 1-0

Date	Location	Result	Score
1-15-1962	H	W	79-67

**SOUTHWESTERN (TEXAS)**  
Overall Record ..... 1-0  
Home Record ..... 1-0

Date	Location	Result	Score
12-18-2002	H	W	78-50

**SPARTANBURG YMCA**  
Overall Record ..... 0-1  
Away Record ..... 0-1

Date	Location	Result	Score
2-8-1923	A	L	18-40

**SPRING HILL**  
Overall Record ..... 1-0  
Neutral Record ..... 1-0

Date	Location	Result	Score
1-2-1958 \$	N	W	65-55

\$ - Indicates Senior Bowl Tournament (Mobile, Ala.)

**STANDARD OIL**  
Overall Record ..... 1-0  
Home Record ..... 1-0

Date	Location	Result	Score
1-13-1925	H	W	46-18

**STARK GENERAL HOSPITAL**  
Overall Record ..... 1-0  
Home Record ..... 1-0

Date	Location	Result	Score
2-7-1944	H	W	24-23

**STETSON**  
Overall Record ..... 11-9  
Home Record ..... 5-3  
Away Record ..... 5-6  
Neutral Record ..... 1-0  
Largest Win ..... 25, Feb. 7, 1972  
Largest Loss ..... 23, Dec. 5, 1998

Date	Location	Result	Score
1-7-1932	A	L	29-39
1-8-1932	A	L	24-29
1-29-1932	H	L	22-26
2-17-1951	A	W	63-61
12-6-1965	H	W	71-64
2-20-1967	A	L	74-82
12-9-1967	H	L	76-77
12-11-1968	A	W	87-74
1-26-1972	A	W	85-70
2-7-1972	H	W	93-68
1-5-1976 %	A	L	60-66
1-3-1977	A	W	67-65
12-30-1996	A	L	50-52
12-13-1997	H	W	77-64
12-5-1998	A	L	60-83
12-8-1999	H	L	60-70
11-20-2005 \$	N	W	73-60
11-17-2015	H	W	94-93
11-18-2016	A	W	116-112
11-11-2024	H	W	74-52

% - Indicates Hatter Classic (DeLand, Fla.)  
\$ - Indicates Hispanic College Fund Classic (Raleigh, N.C.)

**TAMPA**  
Overall Record ..... 0-1  
Away Record ..... 0-1

Date	Location	Result	Score
1-23-1971	A	L	76-77

**TENNESSEE**  
Overall Record ..... 0-5  
Away Record ..... 0-5  
Largest Loss ..... 50, Dec. 17, 2003

Date	Location	Result	Score
2-23-1949	A	L	42-64
12-17-1962	A	L	56-73
12-17-2003	A	L	49-99
12-29-2011	A	L	55-86
11-18-2013 %	A	L	60-86

% - Indicates Battle 4 Atlantis Mainland Tournament (Knoxville, Tenn.)

**UT CHATTANOOGA**  
Overall ..... 21-75  
Home Record ..... 15-33  
Away Record ..... 6-42  
Neutral Record ..... 0-2  
SoCon Regular Season Record ..... 18-72  
SoCon Tournament Record ..... 0-2  
Largest Win ..... 17, Jan. 22, 1972  
Largest Loss ..... 40, Feb. 1, 2016

Date	Location	Result	Score
2-15-1926	A	L	30-36
3-4-1927 !	H	W	40-30
1-13-1969	H	W (OT)	73-72
2-8-1971	A	L	70-81
1-22-1972	H	W	117-100
1-6-1973	A	L (OT)	72-95
1-7-1978 *	A	L	70-80
1-25-1978 *	H	L (OT)	81-84
1-27-1979 *	A	W	79-71
2-7-1979 *	H	W	62-61
1-7-1980 *	A	L	51-68
1-21-1980 *	H	W	52-51
1-6-1981 *	A	L	64-65
1-19-1981 *	H	L	76-85
1-9-1982 *	A	L	72-79
1-25-1982 *	H	L	65-83
1-19-1983 *	H	L	57-58
2-14-1983 *	A	L	68-85
12-7-1983 *	H	L	67-79
2-13-1984 *	A	L	83-85
1-17-1985 *	A	L	82-91
2-4-1985 *	H	W	71-63
1-16-1986 *	H	L	71-96
2-24-1986 *	A	W	82-75
2-28-1986 ^	N	L	66-69
1-5-1987 *	A	L	60-72
2-23-1987 *	H	W	86-71
1-21-1988 *	H	L	63-77
2-22-1988 *	A	W (OT)	69-68
1-28-1989 *	H	L	67-71
2-27-1989 *	A	L	70-79
1-27-1990 *	A	L	61-82
2-26-1990 *	H	L	78-81
1-26-1991 *	H	L	59-74
2-23-1991 *	A	L	71-83
1-25-1992 *	A	L	76-93
2-24-1992 *	H	L (OT)	80-83
1-24-1993 *	H	L	62-95
2-27-1993 \$	A	L	72-95
1-24-1994 *	A	L (OT)	74-79
2-26-1994 *	H	L	65-83
1-14-1995 *	A	L	68-105
2-25-1995 *	H	L	48-72

1-13-1996 *	H	W	73-64
2-24-1996 *	A	L	44-70
2-3-1997 *	H	L	66-72
2-10-1997 *	A	L	59-71
1-10-1998 *	A	L	54-66
2-9-1998 *	H	L	55-62
1-16-1999 *	H	L	52-61
2-9-1999 *	A	L	48-61
1-17-2000 *	H	L	59-68
2-21-2000 *	A	W	63-61
1-27-2001 *	H	L	56-57
2-10-2001 *	A	W	61-60
1-19-2002 *	H	W	72-64
2-2-2002 *	A	L	77-84
1-27-2003 *	A	L	64-79
2-8-2003 *	H	L	67-74
1-17-2004 *	H	L	49-73
1-5-2005 *	A	L	57-66
1-30-2006 *	H	L	64-74
2-10-2007 *	A	L	43-73
12-1-2007 *	A	L	74-87
2-16-2008 *	A	L	71-78
1-12-2009 *	H	L	70-76
1-14-2010 *	A	L	54-56
2-6-2010 *	H	W	68-60
1-13-2011 *	H	L	68-69
2-18-2012 *	A	W	48-46
1-10-2013 *	H	L	65-70
2-7-2013 *	A	L	76-89
1-6-2014 *	H	L	78-82
12-11-2014 *	H	L	48-67
1-31-2015 *	A	L	73-78
1-2-2016 *	H	L	78-84
2-1-2016 *	A	L	85-125
1-11-2017 *	A	L	73-83
2-27-2017 *	H	W	85-76
1-13-2018 *	H	W (OT)	110-101
2-8-2018 *	A	L	82-85
1-19-2019 *	A	L	71-73
2-21-2019 *	H	L	65-68
1-22-2020 *	A	L	69-92
2-19-2020 *	H	L	68-91
1-9-2021 *	H	W	92-87
2-13-2021 *	A	L	66-70
1-8-2022 *	A	L	67-85
1-29-2022 ^	H	L	62-75
3-5-2022 ^	N	L	66-71
12-29-2022 *	H	W	76-68
2/8/2023 *	A	L	63-82
1-27-2024 *	A	L	62-90
2-24-2024 *	H	W	71-62
1-4-2025 *	H	L	68-81
2-22-2025 *	A	L	75-76

\* - Indicates Southern Conference Game  
! - Indicates Southern Intercollegiate Athletic Association Tournament (Charleston, S.C.)  
^ - Indicates Southern Conference Tournament (Asheville, N.C.)

**TENNESSEE TECH**  
Overall Record ..... 0-2  
Home Record ..... 0-1  
Neutral Record ..... 0-1  
Largest Loss ..... 9, Dec. 28, 1957

Date	Location	Result	Score
12-28-1957 &	N	L	60-69
12-29-1962	H	L	73-75

& - Indicates Louisiana Invitational Tournament (Shreveport, La.)

**TENNESSEE WESLEYAN**  
Overall Record ..... 1-0  
Home Record ..... 1-0

Date	Location	Result	Score
12-1-1970	H	W	100-72

# ALL-TIME RECORDS VS. OPPONENTS



**TEXAS**  
 Overall Record..... 0-1  
 Away Record..... 0-1

Date	Location	Result	Score
11-16-2018	A	L	69-97

**TEXAS A&M**  
 Overall Record..... 1-1  
 Home Record..... 1-0  
 Away Record..... 0-1  
 Largest Win..... 1, Jan. 7, 1971  
 Largest Loss..... Dec. 19, 2010

Date	Location	Result	Score
1-7-1971	H	W	62-61
12-19-2010 #23	A	L	50-71

# - Indicates Texas A&M Nationally Ranked

**TOCCOA FALLS**  
 Overall Record..... 6-0  
 Home Record..... 6-0  
 Largest Win..... 57, Nov. 23, 1998

Date	Location	Result	Score
11-23-1998	H	W	114-57
11-19-2014	H	W	71-58
12-7-2016	H	W	144-94
12-5-2020	H	W	100-58
12-30-2023	H	W	106-76
12-3-2024	H	W	94-57

**TOLEDO**  
 Overall Record..... 0-2  
 Away Record..... 0-2  
 Largest Loss..... 38, Dec. 21, 1961

Date	Location	Result	Score
12-21-1961	A	L	58-96
12-19-1964	A	L	78-82

**TOWSON**  
 Overall Record..... 0-1  
 Away Record..... 0-1

Date	Location	Result	Score
11-29-2013 %	A	L	59-84

% - Indicates Battle 4 Atlantis Mainland Tournament (Baltimore, Md.)

**TRINITY**  
 Overall Record..... 1-0  
 Home Record..... 1-0

Date	Location	Result	Score
3-6-1920	H	W	36-25

**TRINITY BAPTIST**  
 Overall Record..... 1-0  
 Home Record..... 1-0

Date	Location	Result	Score
11-21-2017	H	W	116-66

**TRUETT MCCONNELL**  
 Overall Record..... 1-0  
 Home Record..... 1-0

Date	Location	Result	Score
11-15-2016	H	W	119-90

**TULANE**  
 Overall Record..... 0-5  
 Home Record..... 0-2  
 Away Record..... 0-2  
 Neutral Record..... 0-1  
 Largest Loss..... 16, Jan. 26, 1976

Date	Location	Result	Score
12-5-1970	A	L	69-75
1-10-1972	H	L	61-67
12-29-1972	H	L	60-61
1-8-1975	A	L	71-78
1-26-1976	H	L	85-101

**UNION (KY.)**  
 Overall Record..... 1-0  
 Home Record..... 1-0

Date	Location	Result	Score
11-17-2012	H	W	92-50

**UNIVERSITY OF THE SOUTH**  
 Overall Record..... 2-0  
 Home Record..... 2-0  
 Largest Win..... 35, Nov. 24, 1984

Date	Location	Result	Score
11-24-1984	H	W	96-61
12-19-1998	H	W	77-54

**VANDERBILT**  
 Overall Record..... 0-6  
 Home Record..... 0-1  
 Away Record..... 0-4  
 Neutral Record..... 0-1  
 Largest Loss..... 52, Dec. 18, 2024

Date	Location	Result	Score
2-24-1922 %	N	L	22-37
12-18-1957	A	L	61-90
12-1-1969	A	L	58-89
12-8-1977	H	L (OT)	50-53
12-4-1978	A	L	63-78
12-18-2024	A	L	53-105

% - Southern Intercollegiate Athletic Association Tournament (Atlanta, Ga.)

**VIRGINIA**  
 Overall Record..... 0-2  
 Away Record..... 0-1  
 Neutral Record..... 0-1  
 Largest Loss..... 36, Jan. 27, 1921

Date	Location	Result	Score
1-27-1921 *	A	L	15-51
12-30-1971 #11 &	H	L	72-77

\* - Indicates Southern Conference Game  
 & - Indicates Palmetto Classic (Charleston, S.C.)

**VCU**  
 Overall Record..... 0-1  
 Away Record..... 0-1

Date	Location	Result	Score
11-16-2008 %	A	L	59-82

% - Indicates Cancun Challenge Regional (Richmond, Va.)

**VMI**  
 Overall Record..... 62-63  
 Home Record..... 38-22  
 Away Record..... 22-38  
 Neutral Record..... 2-3  
 SoCon Regular Season Record..... 58-58  
 SoCon Tournament Record..... 3-1  
 Largest Win..... 32, Feb. 17, 1958  
 Largest Loss..... 63, Jan. 26, 1921

Date	Location	Result	Score
1-26-1921	-	L	8-71
2-5-1954 *	H	L	57-77
2-22-1954 *	A	L	55-91
2-7-1955 *	H	L	59-78
2-23-1955 *	A	L	62-88
2-3-1956 *	H	L	59-76

2-21-1956 *	A	L	59-90
1-7-1957 *	A	W	81-71
2-8-1957 *	H	W	78-70
2-7-1958 *	H	W	77-63
2-17-1958 *	A	W	86-54
1-10-1959 *	H	W	47-36
2-6-1959 *	A	W	47-46
1-9-1960 *	H	W	74-53
2-5-1960 *	A	W	76-45
1-7-1961 *	A	W	70-69
2-13-1961 *	H	W	91-83
1-10-1962 *	A	L	69-71
2-3-1962 *	H	L	70-73
1-5-1963 *	H	L	71-106
2-12-1963 *	H	L	65-70
2-11-1964 *	H	L	88-89
2-22-1964 *	A	W	79-77
1-4-1965 *	A	L	70-71
2-5-1965 *	H	W	84-72
2-8-1966 *	A	L	77-80
2-14-1966 *	H	W	71-69
2-3-1967 *	A	W	73-70
2-13-1967 *	H	W	81-78
2-2-1968 *	A	L	67-81
2-12-1968 *	H	L	77-87
12-2-1968 *	H	W	88-70
2-10-1969 *	A	W	79-77
1-17-1970 *	H	W	84-70
2-17-1970 *	A	W	68-61
1-16-1971 *	A	W (OT)	66-64
2-4-1971 *	H	W	91-65
1-15-1972 *	A	W (OT)	68-62
2-14-1972 *	H	W	87-60
1-29-1973 *	A	W	69-67
2-12-1973 *	H	W	75-62
1-14-1974 *	A	L	63-70
2-18-1974 *	H	W	65-47
1-13-1975 *	A	L	101-108
2-8-1975 *	H	L	68-82
1-12-1976 *	H	W	78-74
2-14-1976 *	A	L	59-76
1-17-1977 *	H	L	62-68
1-29-1977 *	A	L	70-88
1-28-1978 *	H	L	61-79
2-11-1978 *	A	L	72-84
1-8-1979 *	H	W	91-83
2-12-1979 *	A	W	72-69
1-28-1980 *	A	L	71-72
2-16-1980 *	H	W (OT)	79-77
1-12-1981 *	H	L	49-58
2-2-1981 *	A	L	62-65
1-18-1982 *	A	W	72-61
2-15-1982 *	H	W	91-74
2-26-1983 *	A	L	63-65
1-17-1983 *	H	W	57-50
2-8-1984 *	H	W	65-61
2-20-1984 *	A	L	62-64
2-12-1985 *	H	W	64-61
2-25-1985 *	A	W	69-53
1-20-1986 *	A	L	64-66
2-8-1986 *	H	L	76-83
1-19-1987 *	H	W (OT)	82-78
2-7-1987 *	A	L	62-68
1-25-1988 *	A	L	63-77
2-13-1988 *	H	W	64-59
1-23-1989 *	A	W	73-61
2-18-1989 *	H	W	88-79
1-22-1990 *	H	W	89-73
2-17-1990 *	A	L	76-77
1-7-1991 *	H	L	65-77
2-2-1991 *	A	L	67-85
2-1-1992 *	H	W	66-60
3-2-1992 *	A	L	60-64



# ALL-TIME RECORDS VS. OPPONENTS

1-16-1993 *	A	L	74-76
2-21-1993 *	H	W	69-53
1-15-1994 *	H	W	63-50
2-21-1994 *	A	W	80-57
2-6-1995 *	H	W	84-69
2-27-1995 *	A	L	66-75
2-5-1996 *	A	L	52-91
2-26-1996 *	H	L	83-85
1-18-1997 *	H	L	76-86
2-8-1997 *	A	W	81-74
1-19-1998 *	A	W	67-62
2-27-1998 ^1	N	W	77-66
2-1-1999 *	H	L (OT)	72-74
1-15-2000 *	A	W (OT)	87-84
1-13-2001 *	H	W	79-64
2-18-2002 *	A	W	75-55
2-28-2002 ^2	N	W	80-70
2-24-2003 *	H	L	49-58
11-11-2011 !	N	L	100-103
11-10-2012 @	H	W	84-76
11-8-2013 \$	A	L	71-82
11-14-2014 %	N	L	65-66
1-24-2015 *	A	L	75-85
2-15-2015 *	H	L	69-84
1-30-2016 *	H	W	78-75
2-27-2016 *	A	L	95-111
1-7-2017 *	H	W	79-74
2-11-2017 *	A	L	78-101
1-20-2018 *	A	L	81-88
2-17-2018 *	H	L	71-75
3-2-2018 ^3	N	W	78-70
1-26-2019 *	H	W	84-82
3-2-2019 *	A	L	78-81
1-18-2020 *	A	L	79-88
2-8-2020 *	H	L	64-75
1-16-2021 *	A	L	103-110
2-20-2021 *	H	W	75-74
1-15-2022 *	H	L	85-90
2-12-2022 *	A	W	83-79
1-21-2023*	A	W	60-52
2-2-2023*	H	L	69-75
1-20-2024*	A	L	63-70
2-17-2024*	H	W	76-51
1-18-2025*	H	L	70-75
2-8-2025*	A	L	70-82
3-7-2025^3	N	L	62-73

\* - Indicates Southern Conference Game

! - Indicates All-Military Classic (Colorado Springs, Colo.)

@ - Indicates All-Military Classic (Charleston, S.C.)

\$ - Indicates All-Military Classic (Lexington, Va.)

% - Indicates All Military Classic (West Point, N.Y.)

^1 - Indicates Southern Conference Tournament (Greensboro, N.C.)

^2 - Indicates Southern Conference Tournament (North Charleston, S.C.)

^3 - Indicates Southern Conference Tournament (Asheville, N.C.)

<b>VIRGINIA TECH</b>			
Overall Record			2-19
Home Record			1-5
Away Record			1-12
Neutral Record			0-2
Largest Win			4, Dec. 31, 1964
Largest Loss			56, Feb. 23, 1956

Date	Location	Result	Score
1-24-1921 *	A	L	10-35
1-28-1942 *	H	L	35-48
2-24-1954 *	A	L	70-85
12-13-1954 *	H	L	69-91
2-21-1955 *	A	L	53-88
12-12-1955 *	H	L	64-97
2-23-1956 *	A	L	47-103
12-17-1956 *	H	L	68-72
1-10-1957 *	A	L	72-83
12-14-1957 *	H	W (OT)	55-54
2-20-1958 *	A	L	44-75
2-4-1959 *	A	L	69-76

2-12-1960 *	H	L	74-86
1-3-1961 *	A	L	63-73
1-31-1961 *	A	L	93-116
3-1-1962	H	L	83-101
12-31-1964 *	A	W	94-90
2-16-1966	H	L	61-67
12-20-2014	A	L	61-64
12-17-2016	A	L	71-113
11-12-2017	A	L	93-132

\* - Indicates Southern Conference game

<b>UVA-WISE</b>			
Overall Record			2-0
Home Record			2-0
Largest Win			32, Nov. 28, 2009

Date	Location	Result	Score
11-28-2009 !	H	W	69-37
1-2-2012	H	W	91-74

! - Indicates CollegeInsider.Com Skip Prosser Classic (Charleston, S.C.)

<b>VOORHEES</b>			
Overall Record			2-0
Home Record			2-0
Largest Win			35, Dec. 2, 2004

Date	Location	Result	Score
12-2-2004	H	W	95-60
12-8-2015	H	W	89-85

<b>WAKE FOREST</b>			
Overall Record			2-15
Home Record			2-4
Away Record			0-10
Neutral Record			0-1
Largest Win			13, Feb. 5, 1943
Largest Loss			40, Nov. 25, 1991

Date	Location	Result	Score
2-19-1937 *	A	L	18-42
2-5-1938 *	A	L	33-45
1-31-1941 *	A	L	48-63
2-9-1942 *	A	L	40-64
2-13-1942 *	H	L	51-60
2-5-1943 *	H	W	38-36
2-5-1943 *	H	W	52-39
2-8-1947 *	A	L	46-56
2-21-1948 *	A	L	48-62
1-22-1949 *	A	L	36-57
1-31-1950 *	A	L	43-82
2-18-1950 *	H	L	57-62
1-10-1953 *	H	L	67-96
11-25-1991 #22	A	L	57-97
12-20-1994 #19	A	L	58-81
11-25-1996 #3	H	L	52-86
11-21-2013 %	N	L	54-82

\* - Indicates Southern Conference Game

# - Indicates Wake Forest Nationally Ranked

% - Indicates Battle 4 Atlantis Mainland Tournament (Knoxville, Tenn.)

<b>WARREN WILSON</b>			
Overall Record			1-0
Home Record			1-0

Date	Location	Result	Score
11-29-2014	H	W	84-45

<b>WASHINGTON &amp; LEE</b>			
Overall Record			4-11
Home Record			3-4
Away Record			1-6
Neutral Record			0-1
Largest Win			20, Dec. 13, 1958
Largest Loss			39, Feb. 22, 1955

Date	Location	Result	Score
1-25-1921 *	A	L	15-29
2-23-1954 *	A	L	55-84

2-5-1955 *	H	L	53-70
2-22-1955 *	A	L	50-89
2-11-1956 *	H	L	67-99
2-20-1956 *	A	L	54-91
1-8-1957 *	A	L	69-72
2-9-1957 *	H	L	58-64
3-7-1957 ^1	N	L	62-85
2-8-1958 *	H	L	68-74
2-18-1958 *	A	L	66-72
12-13-1958	H	W	89-69
2-7-1959	A	W	66-54
11-25-2003	H	W	62-44
11-23-2004	H	W	73-62

\* - Indicates Southern Conference Game

^1 - Indicates Southern Conference Tournament (Richmond, Va.)

<b>WASHINGTON STATE</b>			
Overall Record			0-1
Away Record			0-1

Date	Location	Result	Score
12-20-2007 #7 &	A	L	45-67

& - Indicates Cougar Hardwood Classic (Pullman, Wash.)

<b>WEBBER INTERNATIONAL</b>			
Overall Record			4-0
Home Record			3-0
Away Record			1-0
Largest Win			23, Nov. 22, 2002

Date	Location	Result	Score
11-22-2002	H	W	83-60
11-22-2003	H	W	79-75
12-15-2005	H	W	73-56
11-24-2007	A	W	66-63

<b>WEBER STATE</b>			
Overall Record			0-1
Away Record			0-1

Date	Location	Result	Score
11-30-1991 &	A	L	74-108

& - Indicates Weber State Military Classic (Ogden, Utah)

<b>WEST ALABAMA</b>			
Overall Record			0-1
Neutral Record			0-1

Date	Location	Result	Score
11-30-2013 %	N	L	77-90

% - Indicates Battle 4 Atlantis Mainland Tournament (Baltimore, Md.)

<b>WEST END</b>			
Overall Record			2-0
Largest Win			12, 1919

Date	Location	Result	Score
1919	-	W	37-25
1919	-	W	34-29

<b>WEST TEXAS STATE</b>			
Overall Record			1-0
Neutral Record			1-0

Date	Location	Result	Score
12-27-1957 &	N	W	79-71

& - Indicates Louisiana Invitational Tournament (Shreveport, La.)

<b>WEST VIRGINIA</b>			
Overall Record			2-8
Home Record			0-3
Away Record			2-4
Neutral Record			0-1
Largest Win			3, Dec. 6, 1960
Largest Loss			28, Dec. 9, 1958

Date	Location	Result	Score
12-9-1958 #4 *	A	L	61-89

# ALL-TIME RECORDS VS. OPPONENTS



2-28-1959 #10 ^1	N	L	66-85
12-4-1959 *	H	L	76-98
12-6-1960 *	A	W	83-80
12-8-1961 *	H	L	70-78
12-1-1962 #5 *	A	L	61-86
12-2-1963	H	L	53-58
12-1-1964	A	W	75-73
12-20-2006	A	L	36-63
11-24-2009 #8	A	L	50-69

\* - Indicates Southern Conference Game  
^1 - Indicates Southern Conference Tournament (Richmond, Va.)

## WEST VIRGINIA TECH

Overall Record.....	1-0
Home Record.....	1-0

Date	Location	Result	Score
2-20-1971	H	W (OT)	47-45

## WEST VIRGINIA WESLEYAN

Overall Record.....	1-0
Neutral Record.....	1-0

Date	Location	Result	Score
12-28-1961 &	N	W	88-69

& - Indicates Canton Invitational Tournament (Canton, Ohio)

## WESTERN CAROLINA

Overall Record.....	41-49
Home Record.....	24-18
Away Record.....	16-28
Neutral Record.....	1-3
SoCon Regular Season Record.....	36-48
SoCon Tournament Record.....	2-3
Largest Win.....	28, Jan. 30, 1989
Largest Loss.....	26, Dec. 18, 2005

Date	Location	Result	Score
12-10-1977 *	H	L	64-65
1-12-1978 *	A	L	72-73
1-15-1979 *	H	W	78-54
2-17-1979 *	A	W	70-69
1-12-1980 *	H	W	85-73
1-23-1980 *	A	L	60-79
1-17-1981 *	H	W	61-59
2-21-1981 *	A	L	62-70
1-29-1982 *	H	L	53-58
2-22-1982 *	A	L	75-83
2-27-1982 ^1	A	W (OT)	66-62
2-12-1983 *	A	L	76-87
2-17-1983 *	H	W (OT)	83-80
1-16-1984 *	A	L	72-84
2-25-1984 *	H	W	106-101
2-7-1985 *	A	W	73-70
2-16-1985 *	H	W	91-85
2-3-1986 *	H	W	69-68
2-22-1986 *	A	L	71-72
2-2-1987 *	A	W	95-78
2-21-1987 *	H	L	70-75
2-8-1988 *	H	W	67-64
2-20-1988 *	A	L	67-73
1-30-1989 *	H	W	79-51
2-25-1989 *	A	L	61-64
1-29-1990 *	A	L	62-72
2-24-1990 *	H	W (OT)	80-72
2-25-1991 *	A	W	89-76
1-28-1991 *	H	L	72-74
1-27-1992 *	A	L	77-88
2-22-1992 *	H	L	69-89
1-23-1993 *	H	W	83-73
2-28-1993 *	A	W	79-70
1-22-1994 *	A	W	71-67
2-28-1994 *	H	L	51-58
1-28-1995 *	H	W (OT)	98-90
2-11-1995 *	A	W	69-68
1-27-1996 *	A	L	74-88

2-10-1996 *	H	L	73-74
1-6-1997 *	H	W	82-62
1-20-1997 *	A	L	57-76
2-14-1998 *	A	W (OT)	73-65
2-13-1999 *	H	W	86-82
1-10-2000 *	A	W	67-63
1-8-2001 *	H	W (OT)	56-54
3-1-2001 ^2	N	L	57-67
1-12-2002 *	A	W (2OT)	105-97
1-18-2003 *	H	W	83-69
1-26-2004 *	A	L	66-75
12-21-2004 *	H	W	65-60
12-18-2005 *	A	L	57-83
12-18-2006 *	A	L	63-82
2-3-2007 *	H	L	68-78
2-14-2008 *	H	W	57-51
2-23-2008 *	A	L	42-61
1-22-2009 *	H	W	66-52
2-7-2009 *	A	W	75-66
2-18-2010 *	H	W	73-56
1-22-2011 *	H	W	68-46
2-24-2011 *	A	W	70-62
2-16-2012 *	A	L	53-70
3-2-2012 ^3	N	L	56-68
1-1-2013 *	A	L	55-72
3-8-2013 ^3	N	L	61-76
1-25-2014 *	H	L	60-78
2-22-2014 *	A	L	52-70
1-3-2015 *	A	L	70-78
2-28-2015 *	H	L	54-67
1-21-2016 *	A	W	92-91
2-20-2016 *	H	L	97-102
1-19-2017 *	A	L	95-100
2-22-2017 *	H	L	80-84
3-3-2017 ^3	N	W	78-72
12-30-2017 *	H	L	79-81
2-25-2018 *	A	L	75-92
1-12-2019 *	H	L	82-94
2-16-2019 *	A	L	82-103
1-4-2020 *	H	L	82-86
2-22-2020 *	A	L	84-96
2-1-2021 *	A	L	75-76
2-6-2021 *	H	W	74-63
1-5-2022 *	A	L (OT)	90-94
1-26-2022 *	H	W	68-66
1-14-2023 *	H	W	65-61
1-25-2023 *	A	W	81-70
1-3-2024 *	H	L	71-80
2-7-2024 *	A	L	64-71
1-25-2025 *	H	L	78-80 (OT)
2-15-2025 *	A	L	73-76

\* - Indicates Southern Conference Game  
^1 - Indicates Southern Conference Tournament (Cullowhee, N.C.)  
^2 - Indicates Southern Conference Tournament (Greenville, S.C.)  
^3 - Indicates Southern Conference Tournament (Asheville, N.C.)

## WESTERN KENTUCKY

Overall Record.....	1-0
Neutral Record.....	1-0

Date	Location	Result	Score
3-3-1927 ^	H	W	43-36

^ - Indicates Southern Intercollegiate Athletic Association Tournament (Charleston, S.C.)

## WESTMINISTER

Overall Record.....	0-1
Neutral Record.....	0-1

Date	Location	Result	Score
12-29-1961 &	N	L	65-80

& - Indicates Canton Invitational Tournament (Canton, Ohio)

## WICHITA STATE

Overall Record.....	0-1
Away Record.....	0-1

Date	Location	Result	Score
12-30-1994 &	A	L (OT)	62-64

& - Indicates Cessna Classic (Wichita, Kan.)

## WILLIAM & MARY

Overall Record.....	22-30
Home Record.....	17-8
Away Record.....	5-19
Neutral Record.....	0-3
Largest Win.....	34, Feb. 3, 1969
Largest Loss.....	34, Feb. 4, 1967

Date	Location	Result	Score
1-27-1940 *	H	W	36-35
2-22-1945 ^1	N	L	41-54
12-6-1947 *	H	L	41-64
1-29-1948 *	A	L	34-50
2-18-1949 *	A	L	39-57
11-30-1956 *	A	L	74-87
12-3-1956 *	A	L	74-82
12-9-1957 *	H	W	75-60
12-10-1957 *	H	W	85-63
2-3-1960 *	A	L	65-79
1-10-1961 *	H	W (OT)	64-63
12-5-1961 *	H	W	83-76
1-11-1962 *	A	L	58-71
1-8-1963 *	A	L	69-83
2-2-1963 *	H	L	69-82
1-6-1964 *	H	W	63-60
2-1-1964 *	A	W	80-67
1-5-1965 *	A	W	70-64
2-3-1965 *	H	L	70-79
2-25-1965 %	N	L	60-68
1-29-1966 *	H	L	65-70
2-7-1966 *	A	L	46-59
1-28-1967 *	H	W	85-77
2-4-1967 *	A	L	57-91
2-3-1968 *	A	W	84-75
2-22-1968 *	H	W	84-73
1-9-1969 *	A	L	56-73
2-3-1969 *	H	W	95-61
1-31-1970 *	H	L	60-65
2-12-1970 *	A	L	74-79
12-12-1970 *	H	W	71-67
1-4-1971 *	H	L	54-59
12-11-1971 *	A	L	67-74
1-3-1972 *	H	W	68-59
12-9-1972 *	H	W	82-74
2-6-1973 *	A	L	74-83
3-1-1973 ^3	N	L	72-97
12-8-1973 *	H	W	88-65
2-4-1974 *	A	L	57-64
12-7-1974 *	H	L	73-82
2-3-1975 *	A	L	53-81
12-6-1975 *	A	L	61-70
2-16-1976 *	H	W	64-62
12-4-1976 *	A	L	61-94
1-24-1977 *	H	L	53-61
12-5-1992	A	L (OT)	68-72
12-4-1993	H	W	78-73
11-29-1994	A	W	66-64
11-30-1996	A	W	78-71
12-2-1998	H	W (OT)	62-59
12-2-2000	A	L	62-65
11-26-2001	H	W	67-62

\* - Indicates Southern Conference Game  
^1 - Indicates Southern Intercollegiate Athletic Association Tournament (Raleigh, N.C.)  
^2 - Indicates Southern Conference Tournament (Charlotte, N.C.)  
^3 - Indicates Southern Conference Tournament (Richmond, Va.)

## WINGATE

Overall Record.....	1-0
---------------------	-----



# ALL-TIME RECORDS VS. OPPONENTS

Home Record ..... 1-0

Date	Location	Result	Score
12-14-1996	H	W	82-55

## WINTHROP

Overall Record ..... 4-4  
 Home Record ..... 2-2  
 Away Record ..... 2-2  
 Largest Win ..... 25, Dec. 9, 1992  
 Largest Loss ..... 21, Dec. 13, 1992

Date	Location	Result	Score
12-9-1991	H	W	82-57
12-13-1992	A	L	70-91
12-6-1994	H	L	74-78
1-10-1996	A	W	68-62
12-12-1996	H	W	86-62
12-9-1997	A	W	64-56
12-8-1998	H	L	49-64
11-27-1999	A	L	51-71

## WOFFORD

Overall Record ..... 50-72  
 Home Record ..... 32-34  
 Away Record ..... 18-34  
 Neutral Record ..... 0-2  
 SoCon Regular Season Record ..... 13-42  
 SoCon Tournament Record ..... 0-2  
 Largest Win ..... 37, Feb. 21, 1928  
 Largest Loss ..... 38, Feb. 2, 2019

Date	Location	Result	Score
2-10-1921	A	L	21-22
2-21-1921	H	W	21-19
2-10-1922	H	W	32-25
2-17-1922	A	W	28-27
2-2-1924	H	W	27-22
2-7-1924	A	W	27-13
2-11-1925	A	W	27-25
2-21-1925	H	W	45-20
2-22-1926	H	L	28-33
2-21-1927	H	W	52-37
2-25-1927	A	W	41-23
2-21-1928	H	W	69-32
2-19-1929	A	W	32-18
2-21-1929	H	W	38-15
1-17-1930	H	W	38-18
2-14-1930	A	W	45-21
1-16-1931	H	L	16-22
2-14-1931	A	W	32-28
1-17-1932	H	W (OT)	24-20
2-13-1932	A	L	14-22
1-14-1933	H	L	29-30
2-14-1933	A	L	24-33
1-12-1934	H	L	15-26
2-20-1934	A	L	26-33
1-18-1935	H	L	23-39
2-11-1935	A	L	30-43
1-18-1936	H	L	34-42
2-10-1936	A	L	39-40
1-16-1937	H	L	23-39
2-13-1937	A	W	39-24
1-22-1938	H	L	31-33
2-16-1938	A	W	39-35
1-21-1939	H	W	44-32
2-15-1939	A	W	31-23
1-20-1940 \$	H	L	39-45
2-22-1940	A	W	28-23
1-18-1941	H	W	46-41
2-22-1941	A	L	42-65
1-19-1946	H	W	46-40
2-22-1946	A	L	44-58
2-11-1952	A	L	69-70
2-15-1952	H	W	74-65
1-9-1953	H	L	71-85

2-4-1953	A	L	62-96
1-15-1955	H	L	74-100
2-19-1955	A	L	72-94
1-13-1956	H	L	61-90
2-18-1956	A	L	68-100
2-2-1957	H	W	86-74
2-22-1957	H	W	68-62
12-6-1966	H	W	84-75
12-7-1967	H	L	60-68
1-6-1969	H	W	102-85
12-3-1969	H	W	87-75
12-3-1970	H	W	82-62
12-8-1971	H	W	86-66
2-22-1973	H	W	66-56
11-29-1976	H	W	83-77
12-5-1977	H	W	88-59
12-16-1978	H	W	92-68
12-15-1979	H	W	90-79
1-22-1981	A	W	65-64
1-26-1998 *	H	W	56-51
2-21-1998 *	A	L	66-71
1-30-1999 *	A	W	62-60
2-20-1999 *	H	L	54-67
1-25-2000 *	H	L	64-87
1-31-2000 *	A	L	68-81
1-15-2001 *	A	L	58-79
2-3-2001 *	H	W	64-62
1-7-2002 *	A	L (OT)	64-73
2-23-2002 *	H	W	72-63
1-13-2003 *	H	L	54-69
3-1-2003 *	A	L	63-75
2-7-2004 *	H	L	68-78
2-23-2004 *	A	W	68-65
1-17-2005 *	A	W	76-74
1-31-2005 *	H	L	63-73
1-16-2006 *	H	L	52-67
2-25-2006 *	A	W (OT)	84-80
1-6-2007 *	A	W	74-71
2-12-2007 *	H	L	49-61
1-19-2008 *	H	L	76-80
3-1-2008 *	A	L	77-91
1-17-2009 *	A	L	63-66
2-28-2009 *	H	L	55-62
1-21-2010 *	H	L	42-44
2-27-2010 *	A	L	66-75
1-6-2011 *	A	L	60-78
2-5-2011 *	H	L	60-74
12-3-2011 *	A	L	63-82
1-26-2012 *	H	L	55-62
1-31-2013 *	H	W	69-63
3-2-2013 *	A	L	62-69
1-9-2014 *	A	L (OT)	75-79
2-8-2014 *	H	L	56-77
3-8-2014 ^	N	L	51-68
1-15-2015 *	H	W	69-66
2-21-2015 *	A	L	52-78
1-14-2016 *	H	L	83-86
2-13-2016 *	A	L	89-99
1-2-2017 *	A	W (OT)	104-103
2-2-2017 *	H	L	90-100
1-6-2018 *	A	L	92-109
2-1-2018 *	H	W	80-78
1-3-2019 *	A	L	81-112
2-2-2019 *	H	L	61-99
1-11-2020 *	A	L	71-73
1-29-2020 *	H	L	56-79
3-6-2020 ^	N	L	76-93
1-27-2021 *	H	W	77-69
2-17-2021 *	A	L	67-81
1-19-2021 *	A	L	77-89
2-16-2022 *	H	L	58-65
1-7-2023 *	A	L	57-77
2-18-2023 *	H	L	68-72

1-13-2024 *	H	L	71-72
2-10-2024 *	A	L	64-77
1-22-2025 *	A	L	68-79
2-12-2025 *	H	L	71-74 (OT)

\* - Indicates Southern Conference Game  
 \$ - Indicates First game at McAlister Field House  
 ^ - Indicates Southern Conference Tournament (Asheville, N.C.)

## XAVIER

Overall Record ..... 1-2  
 Away Record ..... 1-1  
 Neutral Record ..... 0-1  
 Largest Win ..... 5, Dec. 19, 1970  
 Largest Loss ..... 23, Dec. 20, 1965

Date	Location	Result	Score
12-21-1959 !	N	L	91-94
12-20-1965	A	L	81-104
12-19-1970	A	W	73-68

! - Indicates Game Played at Fort Wayne, Ind.

## YMCA

Overall Record ..... 4-1  
 Biggest Win ..... 30, 1915  
 Largest Loss ..... 14, Unknown

Date	Location	Result	Score
-	-	L	16-30
1913	-	W	33-28
1914	-	W	32-31
1914	-	W	34-27
1915	-	W	48-18

## YOUNGSTOWN STATE

Overall Record ..... 1-0  
 Home Record ..... 1-0

Date	Location	Result	Score
1-31-1991	H	W	102-101

# SEASON-BY-SEASON RESULTS



## 1900-01

Head Coach..... N/A  
 Overall Record..... 0-1  
 Home Record..... N/A  
 Away Record..... N/A  
 Neutral Record..... N/A

Date	Opponent	Result	CIT	OPP
	College of Charleston	L	7	25

## 1902-1912 (no team)

## 1912-13

Head Coach..... J.G. Briggs  
 Captain..... Sidney Eason  
 Overall Record..... 2-3  
 Home Record..... N/A  
 Away Record..... N/A  
 Neutral Record..... N/A

Date	Opponent	Result	CIT	OPP
	YMCA	L	16	30
	College of Charleston	W	24	21
	College of Charleston	L	17	31
	College of Charleston	L	28	30
	YMCA	W	33	28

## 1913-14

Head Coach..... Hans Kangeter  
 Captain..... Darl Buse  
 Overall Record..... 6-1  
 Home Record..... N/A  
 Away Record..... N/A  
 Neutral Record..... N/A

Date	Opponent	Result	CIT	OPP
	YMCA	W	32	31
	College of Charleston	W	42	11
	Newberry	W	31	24
F7	at South Carolina	L	15	24
	Newberry	W	33	17
	YMCA	W	34	27
	College of Charleston	W	49	6

## 1914-15

Head Coach..... Hans Kangeter  
 Captain..... A.W. Folger  
 Overall Record..... 5-2  
 Home Record..... N/A  
 Away Record..... N/A  
 Neutral Record..... N/A

Date	Opponent	Result	CIT	OPP
	College of Charleston	W	49	27
J22	at South Carolina	W	24	17
	Newberry	L	22	24
	Newberry	L	23	38
	YMCA	W	48	18
	College of Charleston	W	58	8
M6	CLEMSON	W	48	20

## 1915-16

Head Coach..... Hans Kangeter  
 Captain..... George Patrick  
 Overall Record..... 4-2  
 Home Record..... N/A  
 Away Record..... N/A  
 Neutral Record..... N/A

Date	Opponent	Result	CIT	OPP
	College of Charleston	W	30	25
	College of Charleston	W	41	11
	Charleston Athletic Club	W	27	25
F18	at South Carolina	L	25	29
	Newberry	L	19	27
F26	vs South Carolina	W	30	19



# SEASON-BY-SEASON RESULTS

## 1916-17

Head Coach..... Harry O'Brien  
 Captain..... John Weeks  
 Overall Record..... 6-1  
 Home Record..... N/A  
 Away Record..... N/A  
 Neutral Record..... N/A

Date	Opponent	Result	CIT	OPP
	College of Charleston	W	46	7
	Navy Yard Machinist Mates	W	48	11
	College of Charleston	W	59	15
	Charleston Athletic Club	W	30	19
F17	at South Carolina	L	23	36
	Charleston Athletic Club	W	23	20
M2	vs South Carolina	W	47	17

## 1917-18

Head Coach..... Harry O'Brien  
 Captain..... Unknown  
 Overall Record..... 0-1  
 Home Record..... N/A  
 Away Record..... N/A  
 Neutral Record..... N/A

Date	Opponent	Result	CIT	OPP
	College of Charleston	L	15	48

## 1918-19

Head Coach..... C.F. Myers  
 Captain..... W.A. Dotterer  
 Overall Record..... 9-0  
 Home Record..... N/A  
 Away Record..... N/A  
 Neutral Record..... N/A

Date	Opponent	Result	CIT	OPP	
	West End	W	37	25	
	Ashley Athletic Club	W	33	15	
	West End	W	34	29	
	Ashley Athletic Club	W	32	14	
	Ft. Jackson 48th Infantry	W	26	25	OT
	Ft. Jackson 48th Infantry	W	25	22	
M1	at South Carolina	W	33	25	
	Presbyterian	W	39	18	
M9	vs South Carolina	W	25	15	

## 1919-20

Head Coach..... C.F. Myers  
 Captain..... W.A. Dotterer  
 Overall Record..... 11-0  
 Home Record..... N/A  
 Away Record..... N/A  
 Neutral Record..... N/A

Date	Opponent	Result	CIT	OPP	Citadel High Scorer	Citadel High Rebounder	Opponent High Scorer	Opponent High Rebounder
J17	vs Ashley Athletic Club	W	54	4	Metz-16		Jones-4	
J22	at South Carolina	W	19	8	Boney, Klenke-6		Skinner-6	
	Furman	W	22	16				
J23	at Newberry	W	19	10	Dotterer-5		Haltiwanger, Bender-4	
J24	at Presbyterian	W	31	22	Dotterer-13		Belk-6	
J26	vs Camp Jackson	W	31	22	Boney-14		Weigreich-14	
	Furman	W	19	16				
J31	vs College of Charleston	W	41	11	Montieth-16		Figg, Johnson-4	
F15	vs Camp Jackson	W	48	25	Montieth-14		Parks-10	
F27	vs South Carolina	W	34	22	Boney-16		Skinner-18	
M6	vs Trinity	W	36	25	Metz-12		Simmons, Siemsen-6	

# SEASON-BY-SEASON RESULTS



## 1920-21

Head Coach.....	C.F. Myers
Captain.....	Freddie Klenke
Overall Record.....	8-7
Home Record.....	7-0
Away Record.....	0-6
Neutral Record.....	0-0

Date	Opponent	Result	CIT	OPP	Citadel High Scorer	Citadel High Rebounder	Opponent High Scorer	Opponent High Rebounder
J16	vs College of Charleston	W	55	15	Monteith-14		Israel-8	
J22	vs Newberry	W	32	17	Monteith-12		McPhee-16	
J24	at Virginia Tech	L	10	35	Metz-6		Parrish-16	
J25	at Washington & Lee	L	15	29	Metz-6		Carrington-20	
J26	VMI	L	8	71	Monteith-4		Bunting-25	
J27	at Virginia	L	15	51				
F8	at South Carolina	L	13	22	O'Shaughnessy-5		Fayonski-8	
F9	Furman	W	28	11	O'Shaughnessy-14		Quisenberry-5	
F10	at Wofford	L	21	22	O'Shaughnessy-15		Lindsay-14	
F11	at Newberry	L	20	38	O'Shaughnessy-8		McPhee-12	
F19	vs Clemson	W	28	26	O'Shaughnessy-16		Colbert-14	
F21	vs Wofford	W	21	19	O'Shaughnessy-9		Lindsay-9	
F26	vs Presbyterian	W	21	11	O'Shaughnessy-11		Galloway-6	
M5	vs Furman	W	31	21	Metz-14		Andrews-8	
M12	vs South Carolina	W	27	15	Metz-10		Sparkman-9	

## 1921-22

Head Coach.....	C.F. Myers
Captain.....	Freddie Klenke
Overall Record.....	7-5
Home Record.....	5-0
Away Record.....	1-4
Neutral Record.....	0-1

Date	Opponent	Result	CIT	OPP	Citadel High Scorer	Citadel High Rebounder	Opponent High Scorer	Opponent High Rebounder
J21	vs Newberry	W	22	19	O'Shaughnessy-10		McPhee-9	
J28	vs Clemson	W	29	8	O'Shaughnessy-21		Day-8	
F4	vs Furman	W	36	31	O'Shaughnessy-16		Wilkins-15	
F10	vs Wofford	W	32	25	O'Shaughnessy-16		Lindsay-13	
F13	at South Carolina	L	17	18				
F14	at Clemson	L	19	20	Covington-6		Day-9	
F15	at Newberry	L	22	35	O'Shaughnessy-10		Wollet-23	
F16	at Furman	L	20	30	Frost, Muckenfuss-4		Andrews-11	
F17	at Wofford	W	28	27	O'Shaughnessy-14		Lindsay-14	
F21	vs College of Charleston	W	31	13	O'Shaughnessy-19		Barbot-6	
F24	vs Vanderbilt ^	L	22	37	O'Shaughnessy-18		Bell-13	
M4	vs South Carolina	W	29	16	O'Shaughnessy-13		Sparkman-8	

^ - Indicates Southern Intercollegiate Athletic Association Tournament (Atlanta, Ga.)

## 1922-23

Head Coach.....	C.F. Myers
Captain.....	Colin Monteith
Overall Record.....	5-5
Home Record.....	3-2
Away Record.....	2-3
Neutral Record.....	0-0

Date	Opponent	Result	CIT	OPP	Citadel High Scorer	Citadel High Rebounder	Opponent High Scorer	Opponent High Rebounder
J13	vs South Carolina	L	17	22	Monteith-7		Wallace-9	
J26	vs Newberry	L	21	32	Bohlen-8		Wollett, Gwilliam-14	
F3	vs Presbyterian	W	37	18	Monteith-19		Scott-8	
F5	at South Carolina	L	10	34	Monteith-6		Gasque-14	
F6	at Newberry	W	46	10	Covington-8		Wollet-20	
F7	at Furman	L	23	31	Monteith-17		Andrews-13	
F8	at Spartanburg YMCA	L	18	40	Monteith-12		Vogel-12	
F9	at Presbyterian	W	20	19	Covington, Monteith, Bohlen-6		Scott-9	
F17	vs Furman	W	34	25	Monteith-18		Andrews-12	
F24	vs College of Charleston	W	32	14	Monteith-15		Bohlen-5	

## 1923-24

Head Coach.....	C.F. Myers
Captain.....	Judge O'Shaughnessy
Overall Record.....	2-8
Home Record.....	1-4
Away Record.....	1-4
Neutral Record.....	0-0

Date	Opponent	Result	CIT	OPP	Citadel High Scorer	Citadel High Rebounder	Opponent High Scorer	Opponent High Rebounder
J12	vs South Carolina	L	24	26	Saunders-7		Dillard-8	
J26	vs Newberry	L	13	20	O'Shaughnessy-6		Berts-9	
F2	vs Wofford	W	27	22	O'Shaughnessy, Guthrie-8		Lindsay-9	
F4	at South Carolina	L	18	26	O'Shaughnessy-8		Liliard-10	
F5	at Newberry	L	16	35	O'Shaughnessy-7		Wollett-18	
F6	at Presbyterian	L	23	32	O'Shaughnessy-11		Hunter-21	
F7	at Wofford	W	27	13	O'Shaughnessy-14		Collins-9	
F8	at Furman	L	11	39	O'Shaughnessy-6		Robertson-17	
F16	vs Presbyterian	L	10	19	Guthrie-4		Hunter-8	
F23	vs Furman	L	16	28	O'Shaughnessy, Guthrie-6		Herlong-10	



# SEASON-BY-SEASON RESULTS

## 1924-25 1925 State Champions

Head Coach.....	C.F. Myers
Captain.....	Fred Wagener
Overall Record.....	11-2
Home Record.....	7-0
Away Record.....	3-1
Neutral Record.....	1-1

Date	Opponent	Result	CIT	OPP	Citadel High Scorer	Citadel High Rebounder	Opponent High Scorer	Opponent High Rebounder
J13	vs Standard Oil	W	46	18			Wright-10	
J24	vs South Carolina	W	34	29	Douglas-16		Newman-8	
J31	vs Clemson*	W	34	18	Douglas, Sanders-11		Robertson-12	
F7	vs Furman	W	38	32	Douglas-17		Rogers-13	
F10	at South Carolina*	L	29	32	Weeks-14		Child-12	
F11	at Wofford	W	27	25	Douglas-16		Robertson-26	
F12	at Furman	W	44	34	Douglas-22		Newman-8	
F13	at Clemson*	W	25	21	Weeks, Weinberg-8		Hunter-20	
F14	vs Presbyterian	W	52	30	Douglas-23		Childs-9	
F21	vs Wofford	W	45	20	Douglas-23		Johnson-12	
F24	vs Mississippi*	W	30	26	Douglas-19		Kimborough-12	
F27	vs Birmingham Southern ^	W	42	24	Douglas-19		Green-12	
F28	vs Mercer ^	L	24	31	Weeks-8			

^ - Indicates Southern Intercollegiate Athletic Association Tournament (Atlanta, Ga.)

## 1925-26

Head Coach.....	Locke Brown
Captain.....	Johnny Douglas
Overall Record.....	10-6
Home Record.....	6-1
Away Record.....	3-4
Neutral Record.....	0-1

Date	Opponent	Result	CIT	OPP	Citadel High Scorer	Citadel High Rebounder	Opponent High Scorer	Opponent High Rebounder
J9	vs College of Charleston	W	29	20	Douglas-14		Seebeck-8	
J16	vs South Carolina	W	42	24	Douglas-14		Farr-9	
J30	vs Presbyterian	W	36	29	Reeder-12		Hunter-22	
F6	vs Furman	W	37	23	Reeder-15		Dorman-11	
F11	at South Carolina	L	20	28	Weeks-7		Wise-13	
F12	at Clemson*	W	26	23	Weeks-8		Newman-8	
F13	at Oglethorpe	W	30	22	Weeks, Douglas-12		Chestnut-10	
F15	at Chattanooga	L	30	36	Douglas-13		Wyatt-18	
F16	at Mercer	L	32	35	Douglas-18		Green-10	
F22	vs Wofford	L	28	33	Douglas-11		Lindsay, Shuler-10	
F27	at Davidson	W	39	37	Weeks-16		Laird-13	
M1	at Furman	L	22	32	Weinberg-7		Gibson-13	
M4	vs. Newberry ^	W	37	19	Douglas-15		Eleazer-8	
M5	at Furman ^	W	36	26	Douglas-14		Beasley-10	
M6	vs. Mississippi ^	L	23	41	Douglas-11		Berry-11	

^ - Indicates Southern Intercollegiate Athletic Association Tournament/Greenville, S.C.

## 1926-27

Head Coach.....	Benny Blatt
Captain.....	Johnny Douglas
Overall Record.....	17-2
Home Record.....	9-1
Away Record.....	5-1
Neutral Record.....	3-0

Date	Opponent	Result	CIT	OPP	Citadel High Scorer	Citadel High Rebounder	Opponent High Scorer	Opponent High Rebounder
J7	PARRIS ISLAND MARINES	W	45	19	GRISSOM-10		JOHNSON-18	
J15	FURMAN	L	25	37	DOUGLAS, JOHNSON-6		DORMAN-12	
J22	NEWBERRY	W	35	21	JOHNSON-13		ELEAZER-7	
J28	COLLEGE OF CHARLESTON	W	34	23	JOHNSON-14		SEEBECK-16	
J29	PRESBYTERIAN	W	46	23	DOUGLAS-22		STAMPS, DUNLAP-9	
F5	OGLETHORPE	W	56	26	JOHNSON-13		CHESTNUT-8	
F9	at Mercer	W	50	15	Douglas-16		Gurry-8	
F10	at Mercer	W	47	32	Douglas-14		Green-13	
F12	MERCER	W	38	33	JOHNSON-18		MCCART-12	
F18	DAVIDSON	W	41	26	DOUGLAS-18		WILSON-6	
F19	DAVIDSON	W	40	36	JOHNSON-11		ANDERSON, CALHOUN-12	
F21	WOFFORD	W	52	37	DOUGLAS-18		SHULER-13	
F23	at Newberry	W	26	20	Weeks-6		Wheeler-8	
F24	at Presbyterian	W	43	22	Douglas-23		Stamps-8	
F25	at Wofford	W	41	23	Douglas-13		Lindsey-9	
F26	at Furman	L	37	43	Douglas-15		Wood-10	
M3	WESTERN KENTUCKY ^	W	43	36	DOUGLAS-21		HORNBACK-17	
M4	CHATTANOOGA ^	W	40	30	JOHNSON-16		MCCOY-9	
M5	MERCER ^	W	42	41	DOUGLAS-22		SMITH-15	

^ - Indicates Southern Intercollegiate Athletic Association Tournament (Charleston, S.C.)

# SEASON-BY-SEASON RESULTS



## 1927-28

Head Coach.....	Benny Blatt
Captain.....	Gene Figg
Overall Record.....	13-5
Home Record.....	9-0
Away Record.....	4-4
Neutral Record.....	0-1

Date	Opponent	Result	CIT	OPP	Citadel High Scorer	Citadel High Rebounder	Opponent High Scorer	Opponent High Rebounder
J6	PARRIS ISLAND MARINES	W	51	44	JOHNSON-21		PETERS-15	
J14	SOUTH CAROLINA *	W	47	28	JOHNSON-24		WHITE-8	
J19	at Savannah Athletic Club	W	47	31	Johnson-18		Hunter-12	
J20	at Mercer	L	29	38	Weeks-12		Mallard-18	
J21	at Mercer	L	15	33	Weeks-6		Mallard, Smith-10	
J27	OGLETHORPE	W	53	36	JOHNSON-13		FEINBERG-12	
J28	FURMAN	W	42	41	JOHNSON-19		HUFF-18	
F4	PRESBYTERIAN	W	53	30	JOHNSON-15		DUNLAP-14	
F10	NEWBERRY	W	48	23	REEDER, WEEKS-12		KINARD-8	
F11	DAVIDSON	W	39	30	JOHNSON-16		PRITCHETT-7	
F13	at South Carolina *	L	26	32	Johnson-8		Holcombe-12	
F14	at Wofford	W	39	27	Weeks-9		Shuler-13	
F15	at Furman	L	22	59	Johnson-9		Huff-22	
F16	at Newberry	W	27	25	Willard-11		Kinard-12	
F17	at Presbyterian	W	56	48	Johnson-19		Dunlap-18	
F21	WOFFORD	W	69	32	JOHNSON-23		LOCKMAN, SHULER-14	
F24	COLLEGE OF CHARLESTON	W	47	34	JOHNSON-24		DEEBECK-22	
M1	vs. Birmingham Southern ^	L	34	35	Johnson-14		Cargent-19	

^ - Indicates Southern Intercollegiate Athletic Association Tournament (Chattanooga, Tenn.)

## 1928-29

Head Coach.....	Benny Blatt
Captain.....	Bill Willard
Overall Record.....	12-4
Home Record.....	8-2
Away Record.....	4-2
Neutral Record.....	0-0

Date	Opponent	Result	CIT	OPP	Citadel High Scorer	Citadel High Rebounder	Opponent High Scorer	Opponent High Rebounder
J5	ERSKINE	W	40	36	JOHNSON-15		MCKININ-19	
J12	SOUTH CAROLINA *	W	47	36	JOHNSON-19		CHANDLER-12	
J14	CLEMSON *	W	40	37	JOHNSON-21		THOMAS-12	
J25	MERCER	L	35	41	JOHNSON-14		MALLARD-15	
J26	MERCER	L	29	52	TIEDEMANN-13		CAMPBELL-20	
F2	PRESBYTERIAN	W	41	30	TIEDEMANN-16		CALDWELL-11	
F8	NEWBERRY	W	42	27	TIEDEMANN-18		CULCLASHURE-8	
F9	COLLEGE OF CHARLESTON	W	26	15	DWIGHT-10		MCINERNEY-10	
F13	at South Carolina *	W	51	40	Tiedemann-22		White-19	
F14	at Newberry	W	35	28	Johnson-16		Adams-14	
F15	at Presbyterian	W	51	31	Johnson-17		Caldwell-16	
F16	at Clemson *	L	33	35	Johnson-17		Thomas-16	
F18	at Furman	L	24	37	Tiedemann-7		Huff-21	
F19	at Wofford	W	32	18	Johnson-12		Adams, Dargan, Johnson-4	
F21	WOFFORD	W	38	15	TIEDEMANN-13		JOHNSON-6	
F22	FURMAN	W	54	38	TIEDEMANN-22		BURTS-16	

## 1929-30

Head Coach.....	Benny Blatt
Captain.....	Walt Tiedeman
Overall Record.....	10-11
Home Record.....	6-3
Away Record.....	4-8
Neutral Record.....	0-0

Date	Opponent	Result	CIT	OPP	Citadel High Scorer	Citadel High Rebounder	Opponent High Scorer	Opponent High Rebounder
J1	at Parris Island Marines	L	41	45	Tiedeman-24		Lock-24	
J2	at Parris Island Marines	W	36	33	Willard-12		Lock-14	
J3	at Augusta YMCA	W	38	29	Dwight, Willard-11		Bourn-8	
J4	at Atlanta YMCA	L	21	36	Tiedeman-16		Bell-24	
J6	at Fort Benning	L	41	63	Tiedeman-18		Roosma-16	
J7	at Fort Benning	L	36	58	Dwight-23		Roosma-23	
J8	at Mercer	L	35	53	Tiedeman-12		Mallard-13	
J10	ERSKINE	L	21	32	TIEDEMAN-8		REID-11	
J11	ERSKINE	L	20	28	TIEDEMAN-11		REID-10	
J17	WOFFORD	W	38	18	TIEDEMAN-11		MCLEOD-8	
J18	SOUTH CAROLINA	W	31	27	DWIGHT, WILLARD-8		BEDENBOUGH-12	
J25	FURMAN	L	20	43	WILLARD-6		SOUTHERN-12	
J31	PRESBYTERIAN	W	53	41	TIEDEMAN-17		DUNLAP, GOSNELL-6	
F1	PRESBYTERIAN	W	38	30	TIEDEMAN-15		ADAIR-15	
F12	at South Carolina	L	31	32	Tiedeman-20		Schwartz-13	
F13	at Newberry	W	34	28	Tiedeman-15		Firk-8	
F14	at Wofford	W	45	21	Tiedeman-9		Johnston-10	
F15	at Furman	L	25	52	Tiedeman-6		Watson-20	
F17	at Clemson	L	35	38	Tiedeman-9		Woodruff-8	
F21	NEWBERRY	W	46	28	TIEDEMAN, WHITTINGTON-16		PIERCE-7	
M1	COLLEGE OF CHARLESTON	W	50	44	TIEDEMAN-21		BECKMAN-15	



# SEASON-BY-SEASON RESULTS

## 1930-31

Head Coach.....	Johnny Douglas
Captain.....	David Vandiver
Overall Record.....	6-9
Home Record.....	3-6
Away Record.....	3-3
Neutral Record.....	0-0

Date	Opponent	Result	CIT	OPP	Citadel High Scorer	Citadel High Rebounder	Opponent High Scorer	Opponent High Rebounder
J9	ERSKINE	L	13	37	BROWN, ESKRIDGE, SMITH, WILLARD-3		HAMBRIGHT-17	
J10	ERSKINE	L	23	26	EWING-7		HAMBRIGHT-9	
J16	WOFFORD	L	16	22	WHITTINGTON-8		JOHNSON-12	
J24	FURMAN	L	22	45	CANDIVER-8		WELLS-17	
J31	NEWBERRY	W	49	34	CLARK-14		MATHEWS-12	
F7	COLLEGE OF CHARLESTON	L	30	32	CLARK, WHITTINGTON-8		THOMPSON-15	
F12	at South Carolina	W	22	19	Vendier-6		Adair-6	
F13	at Newberry	W	33	26	Willard-12		Heckman-12	
F14	at Wofford	W	32	28	Brown-11		Bullington-9	
F16	at Furman	L	21	35	Brown-8		Watson-17	
F17	at Presbyterian	L	34	39	Whittington-8	OT	Gosnell-16	
F18	at Presbyterian	L	32	33	Ewing, Vandiver-5		Adams-11	
F21	DAVIDSON	W	22	21	CHAPMAN, ESKRIDGE-5		MATHIS-12	
F27	COLLEGE OF CHARLESTON	W	40	37	BROWN-11		JONES-11	
F28	COLLEGE OF CHARLESTON	L	26	30	WILLARD-10		BAKER-9	

## 1931-32

Head Coach.....	Johnny Douglas
Captain.....	Charlie Willard
Overall Record.....	8-11
Home Record.....	4-4
Away Record.....	4-7
Neutral Record.....	0-0

Date	Opponent	Result	CIT	OPP	Citadel High Scorer	Citadel High Rebounder	Opponent High Scorer	Opponent High Rebounder
J6	at Jewish Alliance	W	42	23	Whittington-12		Gottlieb-6	
J7	at Stetson	L	29	39	Suhrstedt-13		Urich-13	
J8	at Stetson	L	24	29	Suhrstedt-10		Gorgeman, Mosley-8	
J9	at Rollins	W	45	22	Willard-16		Dunlop, Worley-6	
J11	at Rollins	W	46	16	Willard-16		Worley-4	
J12	at Sears	W	30	28	Whittington-7		C. Dorsett-13	
J17	WOFFORD	W	24	20	WILLARD-8	OT	BULLINGTON-9	
J24	FURMAN	L	24	26	SUHRSTEDT-10		SMITH-10	
J29	STETSON	L	22	26	SUHRSTEDT-10		STRAUSS-10	
J30	NEWBERRY	L	26	32	ESKRIDGE-10		LAMBETH-15	
F6	SOUTH CAROLINA	L	17	25	WILLARD-7		DUPRE-9	
F12	at Newberry	L	27	29	Quarterman-10		Lambeth-11	
F13	at Wofford	L	14	22	Willard-8		Mooneyham-8	
F15	at Clemson	L	12	17	Suhrstedt-8		Sherman-11	
F16	at Furman	L	11	23	Whittington-5		Smith, Southern-6	
F17	at South Carolina	L	22	24	Willard-7		Watson-9	
F19	DAVIDSON	W	32	21	WHITTINGTON-8		MARTIN-12	
F27	COLLEGE OF CHARLESTON	W	31	25	WHITTINGTON-8		SILCOX-10	
M4	COLLEGE OF CHARLESTON	W	36	21	QUARTERMAN-16		BAKER-12	

## 1932-33

Head Coach.....	Johnny Douglas
Captain.....	G.C. Brown
Overall Record.....	4-11
Home Record.....	2-5
Away Record.....	2-6
Neutral Record.....	0-0

Date	Opponent	Result	CIT	OPP	Citadel High Scorer	Citadel High Rebounder	Opponent High Scorer	Opponent High Rebounder
J3	at Parris Island Marines	W	31	26	Quarterman-16		Bynum-8	
J4	at Parris Island Marines	L	27	28	Quarterman, Smith-8		Reynolds-10	
J14	WOFFORD	L	29	30	QUARTERMAN-9		BULLINGTON-11	
J22	CITY LEAGUE	L	14	36	MCALISTER-9		CANTWELL-12	
J28	NEWBERRY	L	24	46	QUARTERMAN, SUHRSTEDT-8		LAMBETH-12	
F4	ERSKINE	L	26	29	QUARTERMAN-13		BOLTON-10	
F8	at South Carolina	L	36	57	Quarterman-13		F. Thompkins-27	
F9	at Newberry	L	30	37	McAlister-13		Weaver-21	
F10	at Erskine	L	30	33	Quarterman-11		Simonton-21	
F11	at Presbyterian	W	53	33	McAlister-20		Ross-11	
F13	at Furman	L	30	33	Quarterman-13		Nau-13	
F14	at Wofford	L	24	33	Quarterman-11		Bullington-11	
F18	FURMAN	L	19	28	MCALISTER, QUARTERMAN-6		ALLEY-10	
F24	COLLEGE OF CHARLESTON	W	35	25	QUARTERMAN-14		VIOHL-7	
F25	COLLEGE OF CHARLESTON	W	38	21	QUARTERMAN-17		SILCOX-6	

# SEASON-BY-SEASON RESULTS



## 1933-34

Head Coach.....	Charlie Willard
Captain.....	Charlie Quarterman
Overall Record.....	8-7
Home Record.....	4-4
Away Record.....	4-3
Neutral Record.....	0-0

Date	Opponent	Result	CIT	OPP	Citadel High Scorer	Citadel High Rebounder	Opponent High Scorer	Opponent High Rebounder
J5	at Augusta YMCA	L	43	49	McAlister-18		Read-26	
J6	at Augusta YMCA	W	42	38	Quarterman-10		Read-11	
J12	WOFFORD	L	15	26	MORRAH-4		MONEYHAM-8	
J13	BOSTON CELTICS	L	34	42	DUPRE, MCALISTER, MORRAH-8		HICKEY-18	
J20	COLLEGE OF CHARLESTON	W	30	27	MCALISTER-11		JOHNSON-11	
J27	NEWBERRY	W	44	25	MCALISTER-12		INGRAM-10	
F3	ERSKINE	L	22	30	QUARTERMAN-6		REID-8	
F16	at Presbyterian	W	29	22	McGee-9		Wyatt-12	
F17	at Erskine	L	33	35	McAlister-14		Baker-12	
F19	at Furman	W	30	23	McAlister, Morrah-10		McCall-8	
F20	at Wofford	L	26	33	Quarterman-8		Norrell, Robertson-11	
F21	at Newberry	W	34	22	Suhrstedt-9		Beck-9	
F24	FURMAN	W	30	22	QUARTERMAN-8		WAKEFIELD-7	
M2	COLLEGE OF CHARLESTON	L	32	33	MCALISTER, MCGHEE, MORRAH-7		JOHNSON-15	
M3	COLLEGE OF CHARLESTON	W	35	32	MCGEE, SUHRSTEDT-9		JOHNSON-11	

## 1934-35

Head Coach.....	Charlie Willard
Captain.....	Reid McAlister
Overall Record.....	5-9
Home Record.....	1-6
Away Record.....	4-3
Neutral Record.....	0-0

Date	Opponent	Result	CIT	OPP	Citadel High Scorer	Citadel High Rebounder	Opponent High Scorer	Opponent High Rebounder
J11	PRESBYTERIAN	W	26	24	MCGEE-10		FOREHAND-11	
J12	SOUTH CAROLINA *	L	17	33	MCGEE, MORRAH-7		HENDERSON-16	
J18	WOFFORD	L	23	39	MCALISTER, MCGEE-8		ANDERSON-15	
J26	at Newberry	W	37	36	McAlister-21		Hewey-13	
F6	at Newberry	W	39	33	McAlister-14		McQuaid-14	
F7	at Presbyterian	W	44	39	McGee-12		Forehand-16	
F8	at Erskine	W	31	22	McGee-10		S. Miller-7	
F9	at Furman	L	30	45	Hail-9		King-17	
F11	at Wofford	L	30	43	Hall, McAlister, McGee-8		Kinard-12	
F12	at South Carolina	L	25	54	McGee-10		Henderson-25	
F15	ERSKINE	L	26	27	HALL, MCALISTER-7		SNEED-8	
F22	FURMAN	L	22	34	HALL-7		KENDRICK-17	
M8	COLLEGE OF CHARLESTON	L	18	43	HALL-8		LAROCHE-17	
M9	COLLEGE OF CHARLESTON	L	18	33	MCALISTER-7		M. JOHNSON-19	

## 1935-36

Head Coach.....	Rock Norman
Captains.....	Harold McGee/Brad Morrah
Overall Record.....	7-5
Home Record.....	5-1
Away Record.....	2-4
Neutral Record.....	0-0

Date	Opponent	Result	CIT	OPP	Citadel High Scorer	Citadel High Rebounder	Opponent High Scorer	Opponent High Rebounder
J11	ERSKINE	W	31	29	HALL-8		GETTYS-10	
J18	WOFFORD	L	34	42	MORRAH-10		KINARD-15	
J25	NEWBERRY	W	46	33	MCNEILL-16		HEWEY-12	
J31	COLLEGE OF CHARLESTON	W	31	28	WALKER-8		OSTENDORFF-9	
F1	PRESBYTERIAN	W	42	31	MCGEE, MCNEILL-10		FOREHAND-10	
F8	at Furman	L	33	40	McNeill-10		Culelasure-13	
F10	at Wofford	L	39	40	Morrah-12		Hendley-10	
F11	at South Carolina	L	18	54	Hall-7		Johnson-17	
F17	at Newberry	W	46	38	McGee-15		Beck-16	
F18	at Presbyterian	W	27	24	McNeil-10		Forehand, Waldrop-8	
F19	at Erskine	L	29	35	McNeill-11		McCown-11	
F22	FURMAN	W	32	30	MORRAH-10		CULELASURE-8	



# SEASON-BY-SEASON RESULTS

## 1936-37

Head Coach.....	Rock Norman
Captain.....	Johnny Walker
Overall Record.....	7-12
Southern Conference Record.....	0-7
Home Record.....	5-5
Away Record.....	2-6
Neutral Record.....	0-1

Date	Opponent	Result	CIT	OPP	Citadel High Scorer	Citadel High Rebounder	Opponent High Scorer	Opponent High Rebounder
J9	ERSKINE	W	26	15	WALKER-6		GETTYS-4	
J15	FURMAN *	L	26	28	HOLT-12		KING-9	
J16	WOFFORD	L	23	39	WALKER-7		KINARD-16	
J23	COLLEGE OF CHARLESTON	L	29	31	WILSON-9		JOHNSON-11	
J30	NEWBERRY	W	44	22	EDDY, HOLT-8		SPEZZA-7	
F1	at Presbyterian	W	27	16	Holt-9		Waldrep-8	
F2	at Erskine	L	23	24	Holt, Walker-6		Panzarino-11	
F3	at Newberry	L	31	34	Walker-12		Cromer-14	
F6	DAVIDSON *	L	37	46	WALKER-10		IVERSON-16	
F12	at Clemson *	L	38	44	McNeill-12		Cheves, Kichens-10	
F13	at Wofford	W	39	24	Walker-9		Hodges-8	
F15	at Davidson *	L	34	46	Eddy, Holt, Wilson-8		Armstrongg-14	
F16	at Furman *	L	28	44	Eddy-10		Spigner-13	
F19	at Wake Forest *	L	18	42	Walker-7		Waller-17	
F20	COLLEGE OF CHARLESTON	W	41	35	EDDY-10		JOHNSON-19	
F22	at College of Charleston	W	32	27	Propst-9		Johnson, Ravenel-8	
F26	PRESBYTERIAN	W	31	30	EDDY-12		HOLCOMBE, WALDREP-7	
F27	SOUTH CAROLINA *	L	27	48	EDDY, WALKER-8		HUTTO-13	
M1	at South Carolina *	L	32	34	Walker-15		Hutto-12	

\* - Indicates Southern Conference game

## 1937-38

Head Coach.....	Rock Norman
Captain.....	F.T. McNeill
Overall Record.....	13-5
Southern Conference Record.....	7-3 (3rd)
Home Record.....	7-1
Away Record.....	6-3
Neutral Record.....	0-1

Date	Opponent	Result	CIT	OPP	Citadel High Scorer	Citadel High Rebounder	Opponent High Scorer	Opponent High Rebounder
J7	FURMAN *	W	37	17	BURROWS-8		SPIRES-8	
J8	SOUTH CAROLINA *	W	31	21	BURROWS-12		HUTTO-7	
J14	ERSKINE	W	28	24	BURROWS-8		EDWARDS-7	
J22	WOFFORD	L	31	33	FREEMAN-11		HENDRIX-13	
J29	PRESBYTERIAN	W	37	18	BURROWS-11		JARRARD-3	
J30	NEWBERRY	W	45	31	WILSON-7		CROMER-12	
F4	at Davidson *	W	33	29	Freeman-10		Cowan-8	
F5	at Wake Forest *	L	33	45	McNeill-9		Apple-10	
F7	at N.C. State *	L	29	43	Burrows-9		Berry-16	
F12	CLEMSON *	W	28	26	PROPST-9		CHEVES-8	
F15	at South Carolina *	W	37	27	Burrows-15		Hutto-10	
F16	at Wofford	W	39	35	Freeman-14		Hendrix-12	
F17	at Furman *	W	46	36	Burrows-14		Wofford-10	
F19	DAVIDSON *	W	28	26	BURROWS-11		DAVIDSON-7	
F25	at Clemson *	L	35	47	Holt-15		McFadden-15	
F26	at Newberry	W	58	45	Burrows-25		Ellis-14	
F28	at Presbyterian	W	44	30	Burrows-15		Molden-12	
M3	vs. Maryland ^	L	43	45	Burrows, Holt-11		Knepley, Wheeler-12	

\* - Indicates Southern Conference game

^ - Indicates Southern Conference Tournament (Raleigh, N.C.)

## 1938-39

1939 State Champions

Head Coach.....	Rock Norman
Captain.....	Toby Holt
Overall Record.....	13-5
Southern Conference Record.....	7-4
Home Record.....	5-0
Away Record.....	8-4
Neutral Record.....	0-1

Date	Opponent	Result	CIT	OPP	Citadel High Scorer	Citadel High Rebounder	Opponent High Scorer	Opponent High Rebounder
D14	at Duke *	L	37	49	Burrows-13		Swindell-13	
D16	at Richmond *	W	39	24	Burrows-16		Hoskins-10	
D17	at George Washington *	L	35	46	Burrows-12		Osborne-11	
D19	at Catholic	W	48	37	Burrows-13		Ambrose-21	
J6	FURMAN *	W	32	28	BURROWS-16		WOFFORD, MARTIN-6	
J13	SOUTH CAROLINA *	W	40	37	BURROWS-17	OT	HUTTO-17	
J21	WOFFORD	W	44	32	BURROWS-15		FLYNN-12	
F3	at Presbyterian	W	39	37	Burrows-14		Holden-14	
F4	at Davidson *	L	32	46	Burrows-12		Hicks-13	
F12	CLEMSON *	W	42	38	BURROWS-20		BUCHANAN, MOORMAN-11	
F14	at South Carolina *	W	50	38	Burrows-17		Alexander, Wolfe-12	
F15	at Wofford	W	31	23	Burrows, Holt-8		Flynn-12	
F16	at Furman *	W	56	34	Holt-21		Spigner-10	
F18	DAVIDSON *	W	45	30	BURROWS-19		HICKS-8	
F20	at Clemson *	L	36	51	Burrows-9		McFadden-21	
F21	at Newberry	W	49	48	Burrows-12		Debruhl-17	
F25	at Presbyterian	W	55	39	Burrows-14		Holcombe-13	
M2	vs. N.C. State ^	L	38	40	Burrows-12		Hill-12	

\* - Indicates Southern Conference game

^ - Indicates Southern Conference Tournament (Raleigh, N.C.)

# SEASON-BY-SEASON RESULTS



## 1939-40

Head Coach.....	Rock Norman/Ben Parker
Captain.....	John Burrows
Overall Record.....	8-9
Southern Conference Record.....	6-4
Home Record.....	5-4
Away Record.....	3-4
Neutral Record.....	0-1

Date	Opponent	Result	CIT	OPP	Citadel High Scorer	Citadel High Rebounder	Opponent High Scorer	Opponent High Rebounder
J5	FURMAN *	W	30	24	FREEMAN-16		CECOTTI-12	
J6	ERSKINE	W	40	38	BURROWS-14		EDWARDS-15	
J12	PRESBYTERIAN	L	36	38	BURROWS-17		MEISKY-12	
J13	SOUTH CAROLINA *	W	33	27	PEDERSON-19		HYMSON-10	
J16	DUKE *	L	40	51	BURROWS-14		ALLEN-10	
J17	at North Carolina *	L	36	66	Burrows-9		Smith-12	
J20	WOFFORD #	L	39	45	BURROWS-14		FLYNN, ROBERTSON-14	
J27	WILLIAM & MARY * &	W	36	35	FREEMAN-9		V. ANDREWS, MACKEY-8	
F1	at Presbyterian %	L	32	40	Burrows, Freeman-9		Evana-16	
F2	at South Carolina *	W	27	26	Pederson-8		Westmoreland-14	
F3	at Davidson	L	42	52	Pederson-17		Cowan-31	
F10	CLEMSON *	L	27	38	HOWARD-12		MCFADDEN, LANCASTER-10	
F17	DAVIDSON *	W	46	31	BURROWS-20		HOGG-14	
F21	at Furman *	W	36	35	Burrows, Freeman-9		Wofford-10	
F22	at Wofford	W	28	23	Burrows-9		Shuler, Robertson-6	
F23	at Clemson *	L	30	46	Freeman-10		McFadden-22	
F29	vs. Duke ^	L	35	40	Freeman-13		Mock-14	

\* - Indicates Southern Conference Game  
 # - Indicates First Game at McAlister Field House  
 & - Indicates First Win at McAlister Field House  
 ^ - Indicates Southern Conference Tournament (Raleigh, N.C.)

## 1940-41

Head Coach.....	Ben Parker
Captain.....	John Howard
Overall Record.....	3-12
Southern Conference Record.....	1-9
Home Record.....	2-6
Away Record.....	1-6
Neutral Record.....	0-0

Date	Opponent	Result	CIT	OPP	Citadel High Scorer	Citadel High Rebounder	Opponent High Scorer	Opponent High Rebounder
	at Parris Island Marines (exh.)	W	28	27				
	at Parris Island Marines (exh.)	W	55	36				
	at Savannah Ice Service (exh.)	L	51	62				
	at Augusta Sporters (exh.)	W	58	50				
J10	PRESBYTERIAN	L	36	39	PEARCE-11		COLEMAN-11	
J11	FURMAN *	L	44	48	DAMON-12		CECOTTI-11	
J17	at South Carolina *	L	28	40	Pearce-10		Westmoreland-14	
J18	WOFFORD	W	46	41	LOCKWOOD-16		SHULER-12	
	ERSKINE	W	46	41				
J30	at Davidson *	L	43	51	Pearce-12		Hogg-22	
J31	at Wake Forest *	L	48	63	Pearce-14		Cline-20	
F1	at NC State *	W	57	50	Pearce-9		Mills-16	
F3	at South Carolina *	L	37	55	Lockwood-11		Westmoreland-34	
F8	CLEMSON *	L	48	62	LOCKWOOD-10		CRAIG-18	
F12	at Presbyterian	L	48	53	Jones-11		Coleman-16	
F15	DAVIDSON *	L	37	39	HOWARD-10		WILLIAMS-10	
F21	at Clemson *	L	43	62	Foster-14		Buchanan-24	
F22	at Wofford	L	42	65	Pearce-11		Flynn-17	
F24	at Furman *	L	35	41	Pearce-10		Martin-18	

\* - Indicates Southern Conference game

## 1941-42

Head Coach.....	Ben Clemons
Captain.....	Hugo Pearce
Overall Record.....	2-14
Southern Conference Record.....	1-12 (16th)
Home Record.....	2-7
Away Record.....	0-6
Neutral Record.....	0-1

Date	Opponent	Result	CIT	OPP	Citadel High Scorer	Citadel High Rebounder	Opponent High Scorer	Opponent High Rebounder
J9	PRESBYTERIAN	L	40	50	SHUMATE-12		ABBOTT-17	
J10	NEWBERRY	W	45	28	PEARCE-12		RANDEL-12	
J24	NC STATE *	L	23	41	KENNEDY-7		MCKINNEY, MOCK-14	
J28	vs. Virginia Tech * #	L	35	48	Kennedy-12		Crawford-26	
J31	FURMAN *	W	40	22	PEARCE-13		CECOTTI-11	
F1	at South Carolina *	L	27	47	Nelson-11		Stasica-13	
F3	at Furman *	L	22	42	Pearce-9		Cecotti-13	
F7	CLEMSON *	L	38	39	PEARCE-11		RILEY-12	
F9	at Wake Forest *	L	40	64	Pearce-15		Veitch-11	
F10	at NC State *	L	40	64	Shumate-17		Tabscott-18	
F13	WAKE FOREST *	L	51	60	SHUMATE-21		CLINE-22	
F14	at Davidson *	L	39	41	Shumate, Stephenson-11		McLeod-12	
F17	DAVIDSON *	L	33	48	DUPREE, PEARCE-12		WAYMON-16	
F21	SOUTH CAROLINA *	L	52	54	SHUMATE-18	OT	WESTMORELAND-19	
F24	at Clemson *	L	27	35	Shumate-8		Graham-11	
F27	ERSKINE	L	35	36	SHUMATE-12		PADGETT-19	

\* - Indicates Southern Conference Game  
 # - Indicates Game Played in Charlotte, N.C.



# SEASON-BY-SEASON RESULTS

## 1942-43

Head Coach.....	Bo Sherman
Captain.....	Hugo Pearce
Overall Record.....	8-4
Southern Conference Record.....	5-3 (5th)
Home Record.....	6-1
Away Record.....	1-2
Neutral Record.....	1-1

Date	Opponent	Result	CIT	OPP	Citadel High Scorer	Citadel High Rebounder	Opponent High Scorer	Opponent High Rebounder
F2	at South Carolina *	L	41	47	Alexander, Shumate-7		Martin-11	
F5	WAKE FOREST *	W	38	36	PEARCE-16		KOTESKI-12	
F5	WAKE FOREST *	W	52	39	SHUMATE-15		MITCHELL-12	
F6	CLEMSON *	W	49	35	SHUMATE-18		CRAIG-12	
	at Shaw Field (exh.)	W	51	40				
F12	NEWBERRY	W	46	38	ALEXANDER-12		HARVARD, COOPER, QUINN-8	
F13	CHARLESTON COAST GUARD	W	52	29	SHUMATE, PEARCE-14		HULL-8	
F19	at Davidson *	L	49	54	Shumate-19		T. Peters-17	
F23	DAVIDSON *	L	44	48	PEARCE-12		T. PETERS-18	
F24	at Clemson *	W	63	38	Pearce-21		Craig-21	
	vs. Lemoco (exh.)	W	41	34				
F27	SOUTH CAROLINA *	W	44	38	DAMON-13		THRASH-12	
M4	vs. South Carolina ^	W	37	23	Shumate-14		Snoddy-7	
M5	vs. Duke ^	L	37	56	Shumate-18		Carver-19	

\* - Indicates Southern Conference Game  
 ^ - Indicates Southern Conference Tournament (Raleigh, N.C.)

## 1943-44

Head Coach.....	Ben Clemons
Overall Record.....	2-3
Southern Conference Record.....	0-1 (11th)
Home Record.....	2-1
Away Record.....	0-2
Neutral Record.....	0-0

Date	Opponent	Result	CIT	OPP	Citadel High Scorer	Citadel High Rebounder	Opponent High Scorer	Opponent High Rebounder
F5	DAVIDSON *	L	43	47	PROBST, WIMBERLY-16		WILLIAMS-14	
F7	STARK GENERAL HOSPITAL	W	24	23	WIMBERLY-14		BRABFIELD-9	
F9	FORT MOULTRIE	W	44	23	WIMBERLY-13		HANN-8	
	at Fort Moultrie	L	28	30				
	at Florence AAB	L	38	42				

\* - Indicates Southern Conference Game

## 1944-45

Head Coach.....	Ernest Wehman
Overall Record.....	9-5
Southern Conference Record.....	8-4 (5th)
Home Record.....	5-2
Away Record.....	4-2
Neutral Record.....	0-1

Date	Opponent	Result	CIT	OPP	Citadel High Scorer	Citadel High Rebounder	Opponent High Scorer	Opponent High Rebounder
	CHARLESTON NAVY BASE (EXH.)	L	48	66				
	CHARLESTON MARINES (EXH.)	W	49	32				
	GRAY LINE (EXH.)	W	43	42				
	CHARLESTON MARINES (EXH.)	W	64	26				
	CHARLESTON MILITARY POLICE (EXH.)	W	60	34				
	CHARLESTON NAVY BASE (EXH.)	W	57	23				
J12	FURMAN *	W	46	28	SCHUTTE-18		BERRY-9	
J13	FURMAN *	W	46	32	SCHUTTE-13		HUDSON-12	
J19	at Furman *	W	57	36	Schutte-21		Williams-12	
J20	at Furman *	W	60	52	Goggans-18		Hudson-17	
J27	SOUTH CAROLINA *	L	51	59	SCHUTTE-14		SOKOL-27	
F2	NEWBERRY	W	55	44	WRAY-16		ENGLISH-13	
F3	DAVIDSON *	W	52	32	SCHUTTE-18		O'BRYANT-10	
F9	CLEMSON *	L	43	52	SCHUTTE-15		BOYD-14	
F10	CLEMSON *	W	52	29	SCHUTTE-25		BOYD-11	
F13	at Davidson *	W	60	26	Dufour-17		Berry-9	
F16	at Clemson *	W	41	39	Schutte-15		Graham-8	
F16	at Clemson *	L	38	43	Parker-15		Davila-10	
F17	at South Carolina *	L	47	73	Dufour, Schutte-11		House-18	
F22	vs. William & Mary ^	L	41	54	Schutte-12		Magdziak-20	

\* - Indicates Southern Conference Game  
 ^ - Indicates Southern Conference Tournament (Raleigh, N.C.)

# SEASON-BY-SEASON RESULTS



## 1945-46

Head Coach.....	Eugene Clark
Captain.....	R.W. Goggans
Overall Record.....	8-10
Southern Conference Record.....	2-6
Home Record.....	7-4
Away Record.....	1-6
Neutral Record.....	0-0

Date	Opponent	Result	CIT	OPP	Citadel High Scorer	Citadel High Rebounder	Opponent High Scorer	Opponent High Rebounder
J11	Gray Line	W	38	30	Stroman-23		Lowry-10	
J12	Charleston Coast Guard	W	53	45	Stroman-15		Muhl-19	
J18	Charleston Navy Base	L	41	57	Stroman-12		Nearman-19	
J19	Wofford	W	46	40	Anderson-9		Kennedy-13	
J21	at Presbyterian	W	37	36	Stroman-14		Rollins-9	
J22	at South Carolina *	L	29	66	Davila, Stroman-7		Trewhella-16	
J26	Erskine	W	57	17	Stroman-13		Randell-8	
F1	Newberry	L	44	50	Albright, Stroman-11		Waldrop-11	
F3	Davidson *	W	41	39	Albright-15		Mendler-11	
F8	Presbyterian	W	41	35	Anderson-12		Rollins-10	
F9	Clemson *	L	46	63	Stroman-14		Reynolds-24	
F11	at Newberry	L	50	61	Stroman-21		English-17	
F12	at Davidson *	L	30	37	Stroman-12		White-10	
F15	South Carolina *	L	33	52	Stroman-10		Footo-9	
F16	Furman *	W	65	45	Anderson-12		Stewart-17	
F22	at Wofford	L	44	58	Davilla-11		Spillers-17	
F23	at Clemson *	L	24	76	Falkenbury-7		Pruitt, Quinn-16	
F25	at Furman *	L	45	58	Anderson-11		Evington-22	

\* - Indicates Southern Conference Game

## 1946-47

Head Coach.....	Whitey Piro
Captain.....	Affie Dufor
Overall Record.....	4-11
Southern Conference Record.....	0-10
Home Record.....	2-4
Away Record.....	2-7
Neutral Record.....	0-0

Date	Opponent	Result	CIT	OPP	Citadel High Scorer	Citadel High Rebounder	Opponent High Scorer	Opponent High Rebounder
J10	PRESBYTERIAN	W	66	47	ALBRECHT, HENDERSON-12		WILLIS-12	
J14	at Presbyterian	W	57	49	Albrecht-21		Willis-18	
J15	at South Carolina *	L	35	62	Foxworth-9		Adams-11	
J17	FURMAN *	L	51	59	DRAKE-22		HENDERSON-20	
J24	at Clemson *	L	40	60	Wimberly-18		Gillespie-14	
J25	at Furman *	L	41	52	Foxworth-9		Stewart-16	
J27	at Newberry	W	60	49	Foxworth-24		English-21	
F1	DAVIDSON *	L	34	60	FOXWORTH-7		CHEEK, P. WILLIAMS-16	
F8	at Wake Forest *	L	46	56	Wimberly-11		Holmes-26	
F10	NC STATE *	L	35	75	LANCASTER-8		DICKEY-18	
F11	at Davidson *	L	46	72	Dufour-14		Peters-17	
F14	SOUTH CAROLINA *	L	45	49	DUFOUR, FOXWORTH-9		ADAMS-16	
F21	NEWBERRY	W	41	35	FOXWORTH-11		KINDER-15	
F25	at George Washington *	L	41	72	Covin, Wimberly, Lancaster, Falkenbury-6		Kiresburg-13	
F27	at Maryland *	L	40	52	Foxworth-12		Edwards-16	

\* - Indicates Southern Conference Game

## 1947-48

Head Coach.....	Bernard O'Neil
Captain.....	Affie Dufor
Overall Record.....	8-9
Southern Conference Record.....	4-8 (12th)
Home Record.....	5-3
Away Record.....	3-6
Neutral Record.....	0-0

Date	Opponent	Result	CIT	OPP	Citadel High Scorer	Citadel High Rebounder	Opponent High Scorer	Opponent High Rebounder
D6	WILLIAM & MARY *	L	41	64	JEFFREY-11		GIERMAK-26	
D10	CHARLESTON NAVY BASE	W	70	50	JEFFREY-14		KAHLE-21	
J9	SOUTH CAROLINA *	L	41	49	STROMAN-14		MARTIN-10	
J10	NEWBERRY	W	59	30	STROMAN-13		STEGAL-15	
J16	FURMAN *	W	40	33	STROMAN, SMOCHARSKI-11		KERR-9	
J23	at Clemson *	W	52	50	Stroman-17		Riddle, Pruitt-13	
J24	at Furman *	W	66	64	Stroman-21		Stewart-19	
J26	at Presbyterian	W	44	41	Dufour, Stroman-11		H. Lindsay-16	
J29	at William & Mary *	L	34	50	Jeffrey-11		Giermak-24	
J30	at Richmond *	L	50	71	Falkenbury-12		Haynes-18	
F3	at Newberry	L	43	56	Stroman-14		Stegall-18	
F7	CLEMSON *	W	47	43	HENDERSON, STROMAN-10		RIDDLE-13	
F14	at Davidson *	L	30	69	Henderson, Stroman-6		Cheek-22	
F20	PRESBYTERIAN	W	81	44	DUFOUR-14		H. LINDSAY-12	
F21	at Wake Forest *	L	48	62	Henderson-14		Gentry-17	
F27	DAVIDSON *	L	42	49	HENDERSON-14		COBB-15	
F28	at South Carolina *	L	38	53	Smocharski-10		Adams, Trewhelle-15	

\* - Indicates Southern Conference Game



# SEASON-BY-SEASON RESULTS

## 1948-49

Head Coach.....	Bernard O'Neil
Captain.....	Ernie Stroman
Overall Record.....	1-15
Southern Conference Record.....	0-11 (16th)
Home Record.....	1-5
Away Record.....	0-10
Neutral Record.....	0-0

Date	Opponent	Result	CIT	OPP	Citadel High Scorer	Citadel High Rebounder	Opponent High Scorer	Opponent High Rebounder
	RICHMOND ROYALS (EXH)	L	39	55				
	QUANTICO MARINES (EXH)	L	38	62				
J7	at Furman *	L	57	65	Stroman-14		Drake-13	
J8	at Clemson *	L	39	65	Jeffrey-11		Haugh-16	
J11	at South Carolina *	L	35	60	Stroman-13		Slaughtrie-15	
J15	FURMAN *	L	38	55	STROMAN-11		DRAKE-13	
J22	at Wake Forest *	L	36	57	Fabian-10		Najeway-16	
J24	at Davidson *	L	25	54	Stroman-10		Cheek-14	
J28	NEWBERRY	L	47	67	STROMAN-18		YALDIZIAN-16	
J29	PRESBYTERIAN	W	55	46	STROMAN-19		LOGAN-13	
F5	CLEMSON *	L	44	63	JEFFREY-18		HAUGK, REYNOLDS-11	
F11	at Newberry	L	30	49	Gabian-9		Stegall-28	
F12	at Presbyterian	L	40	50	Stroman-13		Lindsay-19	
F18	at William and Mary *	L	39	57	Jeffrey-13		Giermak-27	
F19	at Richmond *	L	42	58	Stroman-15		Steph-son-18	
F23	at Tennessee	L	42	64	Fabian-12		Walther-15	
F25	SOUTH CAROLINA *	L	45	58	STROMAN-17		MARTIN-20	
F26	DAVIDSON *	L	42	50	STROMAN-12		COBB, CHEEK, WILLIAMS-13	

\* - Indicates Southern Conference Game

## 1949-50

Head Coach.....	Bernard O'Neil
Captain.....	Charlie Jeffrey
Overall Record.....	4-16
Southern Conference Record.....	2-10 (15th)
Home Record.....	3-6
Away Record.....	1-10
Neutral Record.....	0-0

Date	Opponent	Result	CIT	OPP	Citadel High Scorer	Citadel High Rebounder	Opponent High Scorer	Opponent High Rebounder
D30	PARRIS ISLAND MARINES	L	55	64	JEFFREY-13		GELALI-22	
J7	PRESBYTERIAN	L	64	66	SZYMANSKI-19		HILL-17	
J9	at Camp Lejeune	W	58	56	Zelinski-23		Hurst-17	
J13	SOUTH CAROLINA *	L	46	67	ZELINSKI-14		SLAUGHTER-23	
J14	at Parris Island Marines	L	46	49	Zelinski-26		Gelal-18	
J17	at Furman *	L	23	40	Jeffrey-7		Evington-13	
J18	at Clemson *	L	38	63	Zelinski-7		Snee-13	
J27	NEWBERRY	L	47	55	FABIAN-15		FISTER-12	
J28	FURMAN *	W	52	48	SZYMANSKI-28		EVINGTON-13	
J30	at North Carolina *	L	39	77	Fabian, Jeffrey, Zelinski-8		Nearman-21	
J31	at Wake Forest *	L	43	82	Zelinski-16		Mueller-18	
F3	DAVIDSON *	W	41	34	SZYMANSKI-17		HENGEV'D-8	
F4	CLEMSON *	L	34	59	ZELINSKI-13		SNEE-14	
F7	at Duke *	L	39	65	Zelinski-15		Groat-14	
F13	at Presbyterian	L	42	56	Szymanski-11		Jackson-13	
F17	NORTH GEORGIA	W	54	43	ZELINSKI-19		BARTLETT-18	
F18	WAKE FOREST *	L	57	62	ZELINSKI-23		M'COTT'N-29	
F21	at South Carolina *	L	42	68	Britt-10		Slaughtir-31	
F24	at Newberry	L	56	83	Laufer-12		Stegall-38	
F25	at Davidson *	L	48	87	Zelinski-12		Cobb-22	

\* - Indicates Southern Conference Game

## 1950-51

Head Coach.....	Bernard O'Neil
Captains.....	Charlie Fabian / Chester Szymanski
Overall Record.....	6-11
Southern Conference Record.....	2-7 (14th)
Home Record.....	3-4
Away Record.....	3-7
Neutral Record.....	0-0

Date	Opponent	Result	CIT	OPP	Citadel High Scorer	Citadel High Rebounder	Opponent High Scorer	Opponent High Rebounder
J6	DAVIDSON *	L	52	55	SZYMANSKI-17		BROOKS-14	
J12	at Piedmont	W	67	55	Szymanski-19		Keleher-16	
J13	at North Georgia	L	55	57	Szymanski-15		Hulsey-14	
J15	at South Carolina *	L	45	79	Fabian, Leland, Sabio-8		Slightir-25	
J18	at Newberry	L	85	91	Szymanski-28		Chrisley-24	
J19	at Furman *	W	62	54	Szymanski-20		Edwards-20	
J20	at Clemson *	L	43	69	Szymanski-15		Haugk-17	
F2	at Presbyterian	L	72	74	Leland-17		Bilewett-23	
F3	at Davidson *	L	49	69	Szymanski-16		Hengeveld-21	
F9	FURMAN *	W	61	54	LELAND, SABIO-17		EDWARDS-17	
F10	NORTH CAROLINA *	L	53	71	SZYMANSKI-27		MADDIE-22	
F13	NEWBERRY	W	69	57	SZYMANSKI-20		CHRISLEY-17	
F16	at Grove Cove Navy	L	45	67	Fabian-10		David-19	
F17	at Stetson	W	63	61	Leland-20		Yonge-24	
F20	SOUTH CAROLINA *	L	58	82	SZYMANSKI-14		PETERSON-23	
F23	PRESBYTERIAN	W	75	69	SZYMANSKI-21		GRANGIR-18	
F24	CLEMSON *	L	57	73	HANNA-13		SPEER-9	

\* - Indicates Southern Conference Game

# SEASON-BY-SEASON RESULTS



## 1951-52

Head Coach.....	Bernard O'Neil
Captain .....	Terry Britt
Overall Record.....	8-21
Southern Conference Record.....	1-11 (17th)
Home Record .....	6-7
Away Record .....	2-14
Neutral Record .....	0-0

Date	Opponent	Result	CIT	OPP	Citadel High Scorer	Citadel High Rebounder	Opponent High Scorer	Opponent High Rebounder
D1	NORTH CAROLINA *	L	69	87	CATHCART-16		GRIMALDI-30	
D3	CHARLESTON NAVY BASE	W	90	37	FISHER-19		FADLEY-9	
D6	at South Carolina *	L	56	76	Zelinski-16		Morrison-23	
D15	at Erskine	W	68	59	Fisher, Weeks-12		Robinson-20	
D17	at Morehead State	L	45	78	Leland-11		Prather, Whitehouse-10	
D18	at Elon	L	49	81	Fisher-12		Kendall-18	
D19	at Enks	L	49	64	Fisher-13		Lancaster-17	
D20	at High Point	L	48	53	Martin-11		Suets-17	
J4	PRESBYTERIAN	L	58	63	FISHER-14		BLEWETT-15	
J5	PIEDMONT	W	62	54	FISHER-17		KELEHEAR-19	
J7	ERSKINE	W	56	50	WEEKS-20		ROBINSON-19	
J11	at Davidson *	L	66	100	Leland, Cathcart-12		King-17	
J12	at Clemson *	L	59	89	Fisher-14		Richardson-19	
J15	NEWBERRY	W	73	50	LELAND-11		KLENIBG-14	
J19	at Furman *	L	53	76	Fisher-16		Selvy-27	
J23	CHARLESTON NAVY BASE	L	55	74	FISHER-15		FADLEY-17	
J25	FURMAN *	L	63	86	BRITT-13		SELVY-36	
J26	CLEMSON *	L	63	66	WEEKS-18		ROBINSON-18	
J29	at Presbyterian	L	50	89	Denny-12		Groning-18	
J30	at Newberry	W	65	58	Weeks-17		Stoudmire-19	
F2	SOUTH CAROLINA *	L	59	76	WEEKS-13		MORRISON-22	
F6	GEORGE WASHINGTON *	L	64	73	WEEKS-19		SILVERMAN-18	
F8	at North Carolina *	L	62	80	Zelinski-14		Wallace-17	
F11	at Wofford	L	69	70	Fisher-22		Neal-27	
F15	WOFFORD	W	74	65	WEEKS-22		NEAL-28	
F16	DAVIDSON *	W	62	52	WEEKS-23		DUDLEY-9	
F22	at East Carolina	L	71	87	Fisher-13		Russell-27	
F23	at George Washington *	L	56	78	Weeks-13		Holup-26	
F25	at Cherry Point	L	50	64	Weeks-11		Smith-17	

\* - Indicates Southern Conference Game

## 1952-53

Head Coach.....	Leo Zack
Captain .....	Bob Fischer
Overall Record.....	4-14
Southern Conference Record.....	0-11 (17th)
Home Record .....	3-7
Away Record .....	1-7
Neutral Record .....	0-0

Date	Opponent	Result	CIT	OPP	Citadel High Scorer	Citadel High Rebounder	Opponent High Scorer	Opponent High Rebounder
N30	at North Carolina *	L	50	70	Fischer-18		Vayda-21	
J9	WOFFORD	L	71	85	FISCHER-24		NEAL-27	
J10	WAKE FOREST *	L	67	96	FISCHER-24		WILLIAMS-34	
J16	FURMAN *	L	72	96	FISCHER-22		SELVY-29	
J17	CLEMSON *	L	58	64	VARN-18		MCGRAW-17	
J23	at Clemson *	L	50	79	Varn-17		McGraw-19	
J24	at Furman *	L	68	107	Fischer, Varn-19		Selvy-32	
J30	at Newberry	W	74	61	Fisher-23		Blanko-21	
J31	PIEDMONT	W	95	67	VARN-51		SKINNER-27	
F4	at Wofford	L	62	96	Fischer-23		Neal-33	
F7	DAVIDSON *	L	64	81	FISCHER-20		COBB-19	
F11	at Presbyterian	L	63	82	Fischer-21		Thompson-21	
F14	NORTH CAROLINA *	L	69	94	FISCHER-20		MADDIE-17	
F17	PRESBYTERIAN	W	72	63	FISCHER-35		NYE-19	
F19	at Davidson *	L	59	68	Fischer-22		Dudley-20	
F21	NEWBERRY	W	67	57	VARN-28		BAILEY-26	
F27	at South Carolina *	L	59	78	Fischer-22		Smith-22	
F28	SOUTH CAROLINA *	L	72	97	FISCHER-24		SMITH-23	

\* - Indicates Southern Conference Game



# SEASON-BY-SEASON RESULTS

## 1953-54

Head Coach.....	Leo Zack
Captain.....	Jim Cathcart
Overall Record.....	2-18
Southern Conference Record.....	1-7
Home Record.....	2-8
Away Record.....	0-10
Neutral Record.....	0-0

Date	Opponent	Result	CIT	OPP	Citadel High Scorer	Citadel High Rebounder	Opponent High Scorer	Opponent High Rebounder
J8	at North Carolina	L	42	83	Cathcart-7		Long, Maddie-15	
J9	at Davidson *	L	51	82	Fralinger-12		Cobb-19	
J13	MINLANT	L	53	56	WHITE-12		BAGNELL-16	
J15	NEWBERRY	W	71	60	SHOCKLEY-22		BLANKO-20	
J16	CLEMSON	L	52	76	SHOCKLEY-18		WELLS-30	
J22	PIEDMONT	L	55	79	FRALINGER-16		GRIST-30	
J23	FURMAN *	L	63	91	SHOCKLEY-20		SELVY-45	
J29	at Clemson	L	55	78	Fralinger-16		Holzschuh-21	
J30	at Furman *	L	72	114	Fralinger-23		Selvy-53	
F5	VMI *	L	57	77	SHOCKLEY-17		RALPH-28	
F6	PRESBYTERIAN	L	46	75	CATHCART-16		D.THOMPSON-21	
F12	SOUTH CAROLINA	L	59	79	SHOCKLEY-18		HOFFERTH, SMITH-21	
F13	DAVIDSON *	W	75	70	SHOCKLEY-20		COBB-22	
F19	at Newberry	L	75	82	Shockley-27		Bailey-21	
F20	at Presbyterian	L	73	106	Fralinger-18		D.Thompson-25	
F22	at VMI *	L	55	91	Cathaert-12		Ralph-26	
F23	at Washington & Lee *	L	55	84	Orrell-20		Rich-38	
F24	at Virginia Tech *	L	70	85	Shockley-18		Mathews-27	
F26	at South Carolina	L	74	79	Shockley-23		L.Collins-29	
F27	NORTH CAROLINA	L	52	79	SHOCKLEY-20		VAYDA-26	

\* - Indicates Southern Conference Game

## 1954-55

Head Coach.....	Jim Browning
Captains.....	Skeet VonHarten / Al White
Overall Record.....	1-18
Southern Conference Record.....	0-10 (10th)
Home Record.....	1-9
Away Record.....	0-9
Neutral Record.....	0-0

Date	Opponent	Result	CIT	OPP	Citadel High Scorer	Citadel High Rebounder	Opponent High Scorer	Opponent High Rebounder
D10	DAVIDSON *	L	51	70	VON HARTEN-13		COBB-25	
D13	VIRGINIA TECH *	L	69	91	WHITE-15		COATES-21	
D15	at Gibbs AAU (exh.)	L	65	121	McDonald-16		Cahill-39	
D16	at Rollins	L	71	84	Spivy-15		Costello-28	
D17	at Jacksonville NAS (exh.)	L	90	94	Sparling-32		Grabaz-35	
D18	at Parris Island Marines (exh.)	L	54	125	Spivey-11		Geraghty, Mooney, Savage-15	
J7	at Davidson *	L	66	87	Gayewski-20		Cobb-21	
J8	at Furman *	L	67	154	Rubin-16		Floyd-50	
J14	PRESBYTERIAN	L	72	93	GAYEWSKI-12		RAGAN-38	
J15	WOFFORD	L	74	100	HANCOCK-13		FOWLER-26	
J21	SOUTH CAROLINA	L	72	97	HARMENING-19		PRESTON-23	
F3	at South Carolina	L	65	97	Harmening-20		Collins-20	
F5	WASHINGTON & LEE *	L	53	70	SPARLING-18		FLORA, MARSHALL-14	
F7	VMI *	L	59	78	SPARLING, RUBIN-14		MCDOWELL-14	
F11	JACKSONVILLE NAS	W	86	80	MCDONALD, WHITE-17		TATE-24	
F12	FURMAN *	L	24	26	GAINES-9		SPIVEY-6	
F18	at Newberry	L	63	80	Blanko-15		Rubin-15	
F19	at Wofford	L	72	94	Harmening-20		Fowler-13	
F21	at Virginia Tech *	L	53	88	Rubin-16		Coates-13	
F22	at Washington & Lee *	L	50	89	Rubin-12		Marshall-20	
F23	at VMI *	L	62	88	McDonald-14		Tait-14	
F26	PARRIS ISLAND MARINES	L	70	92	HARMENING-23		SAVAGE-19	

\* - Indicates Southern Conference Game

# SEASON-BY-SEASON RESULTS



## 1955-56

Head Coach.....	Hank Witt
Captain.....	Vill Spivey
Overall Record.....	2-19
Southern Conference Record.....	0-10 (10th)
Home Record.....	2-9
Away Record.....	0-10
Neutral Record.....	0-0

Date	Opponent	Result	CIT	OPP	Citadel High Scorer	Citadel High Rebounder	Opponent High Scorer	Opponent High Rebounder
D1	at South Carolina	L	50	80	Hannah-10		Wallace-32	
D3	PRESBYTERIAN	L	67	117	SPARLING-18		THOMPSON-51	
D10	DAVIDSON *	L	64	93	HARMENING-17		COBB-28	
D12	VIRGINIA TECH *	L	64	97	MEITZEN-18		KUHN-27	
D15	COLLEGE OF CHARLESTON	W	56	52	BALLARD-15		ROEMPKE-18	
D17	FURMAN *	L	61	90	SPARLING-14		FLOYD-34	
J5	at Newberry	L	56	81	Harmening-16		Dugan-26	
J6	at Davidson *	L	59	65	Sparling-15		Cobb-18	
J13	WOFFORD	L	61	90				
J14	at Furman *	L	68	113	Harmening-25		Floyd-62	
J30	CLEMSON	L	70	86	HARMENING-18		YOCKEL-31	
F3	VMI *	L	59	76	HARMENING-15		LOWE-23	
F4	SOUTH CAROLINA	L	76	121	HARMENING-24		WALLACE-42	
F6	at Clemson	L	69	114	McDonald-15		Yarborough-28	
F10	NEWBERRY	W	82	78	GAYEWSKI-18		WOOLDRIDGE-21	
F11	WASHINGTON & LEE *	L	67	99	HANCOCK-13		FLORA-24	
F18	at Wofford	L	68	100	Harmening-19		Fowler, Templeton-19	
F20	at Washington & Lee *	L	54	91	Saville-14		Hoss-20	
F21	at VMI *	L	59	90	Harmening-17		Coupland-21	
F23	at Virginia Tech *	L	47	103	McDonald-12		Matthews-46	
F25	at Presbyterian	L	63	113	Hancock, Saville, Spivey-10		B. Thompson-30	

\* - Indicates Southern Conference Game

## 1956-57

Head Coach.....	Norm Sloan
Overall Record.....	11-14
Southern Conference Record.....	5-9 (7th)
Home Record.....	8-4
Away Record.....	3-9
Neutral Record.....	0-1

Date	Opponent	Result	CIT	OPP	Citadel High Scorer	Citadel High Rebounder	Opponent High Scorer	Opponent High Rebounder
N30	at William & Mary *	L	74	87	Wherry-16		Engelken-30	
D2	at Richmond *	L	69	91	Records-15		Mitchell-20	
D3	at William & Mary *	L	74	82	Musselman-20		Kaplan-22	
D8	DAVIDSON *	W	63	62	MUSSELMAN, WHERRY-19		MILNER-16	
D10	at Presbyterian	L	73	82	Weeks-20		D. Thompson-31	
D15	CLEMSON	W	71	66	WEEKS-28		YOCKEL-22	
D17	VIRGINIA TECH *	L	68	72	WHERRY-24		KUHN-21	
J7	at VMI *	W	81	71	Weeks-36		Goode-19	
J8	at Washington & Lee *	L	69	72	Musselman-23		Marshall-35	
J10	at Virginia Tech *	L	72	83	Wherry-27		Penn-30	
J12	FURMAN *	W	77	76	WEEKS-27	RECORDS, GRAVES-9	GAINES-23	GAINES, PINSON-9
J28	at South Carolina	L	77	90	Wherry-23		Wallace-43	
F1	PRESBYTERIAN	W	65	63	WHERRY-20		B. THOMPSON-19	
F2	WOFFORD	W	86	74	WEEKS-26		FOWLER-19	
F5	at Newberry	W	67	55	Graves-17		Wooldridge-16	
F8	VMI *	W	78	70	MUSSELMAN-22		LAWSON-17	
F9	WASHINGTON & LEE *	L	58	64	WHERRY-15		SMITH-20	
F11	RICHMOND *	L	54	67	WEEKS-24		HYASON-13	
F15	at Clemson	L	66	68	Weeks-18		Yockel-17	
F16	at Furman *	W	85	79	Wherry-27		Gaines-22	
F19	NEWBERRY	W	97	63	GRAVES-24		LYNCH-15	
F22	WOFFORD	W	68	62	WEEKS-19		FOWLER-19	
F23	at Davidson *	L	57	60	Weeks-22		Weeks-24	
F26	SOUTH CAROLINA	L	96	98	WHERRY-25		WALLACE-39	
M7	vs. Washington & Lee ^	L	62	85	Musselman-16		Flora-27	

\* - Indicates Southern Conference Game

^ - Indicates Southern Conference Tournament (Richmond, Va.)



# SEASON-BY-SEASON RESULTS

## 1957-58

Head Coach.....	Norm Sloan
Overall Record.....	16-11
Southern Conference Record.....	9-6 (4th)
Home Record.....	10-1
Away Record.....	3-7
Neutral Record.....	3-3

Date	Opponent	Result	CIT	OPP	Citadel High Scorer	Citadel High Rebounder	Opponent High Scorer	Opponent High Rebounder
D2	NEWBERRY	W	60	46	GRAVES-20		GALLAGHER-15	
D6	PRESBYTERIAN	W	81	56	WEEKS-20		CASWELL-22	
D9	WILLIAM & MARY *	W	75	60	MUSSELMAN-27		LANGE-24	
D10	WILLIAM & MARY *	W	85	63	GRAVES, MUSSELMAN-25		COHEN-20	
D14	VIRGINIA TECH *	W	55	54	MUSSELMAN-22	OT	RICE, SMITH-10	
D16	at #20 Memphis State	L	63	70	Records-16		Swander-21	
D18	at Vanderbilt	L	61	90	Graves-19		Hougland-19	
D26	vs. Centenary &	L	62	87	Musselman-19		Williams-33	
D27	vs. West Texas State &	W	79	71	Weeks-24		Beaston-20	
D28	vs. Tennessee Tech &	L	60	69	Wherry-14		Sidwell-23	
J1	vs. Florida State %	W	59	57	Deckel-16		Wherry-21	
J2	vs. Spring Hill %	W	65	55	Wherry-20		Maguire-16	
J6	at George Washington *	L	68	72	Wherry-29		McDonald-25	
J7	at Richmond *	L	50	54	Graves-14		Lambiotte, Willis-11	
J11	FURMAN *	W	85	69	WHERRY-35		CONARD-18	
J18	at Davidson *	W	61	42	Graves-22		Mintz-12	
J25	at Clemson	W	60	57	Wherry-17		Gibbons, Krajack-15	
F1	MEMPHIS STATE	W	62	54	MUSSELMAN-27		WOLFE-18	
F7	VMI *	W	77	63	MUSSELMAN-20		COTTON-17	
F8	WASHINGTON & LEE *	L	68	74	GRAVES-25		FLORA-27	
F10	RICHMOND *	W	62	54	GRAVES-20		SLONE-14	
F12	DAVIDSON *	W	49	42	MUSSELMAN-16		SHINN-12	
F17	at VMI *	W	86	54	Musselman-27		Cotton-11	
F18	at Washington & Lee *	L	66	72	Wherry-22		Flora-28	
F20	at Virginia Tech *	L	44	75	Graves-10		Ayersman-24	
F28	at Furman *	L	74	90	Graves-14		Wright-23	
M6	at Richmond ^	L	59	63	Graves-21		Booker-18	

\* - Indicates Southern Conference Game  
 & - Indicates Louisiana Invitational Tournament (Shreveport, La.)  
 % - Indicates Senior Bowl Tournament (Mobile, Ala.)  
 ^ - Indicates Southern Conference Tournament (Richmond, Va.)

## 1958-59

Head Coach.....	Norm Sloan
Captains.....	Ray Graves / Art Musselman
Overall Record.....	15-5
Southern Conference Record.....	7-4 (3rd)
Home Record.....	8-1
Away Record.....	5-3
Neutral Record.....	2-1

Date	Opponent	Result	CIT	OPP	Citadel High Scorer	Citadel High Rebounder	Opponent High Scorer	Opponent High Rebounder
D1	RICHMOND *	W	55	45	WHERRY-25		WILLIS-11	
D6	at Presbyterian	W	77	62	Musselman-19		Chambers-16	
D9	at #4 West Virginia *	L	61	89	Musselman-19		Clousson-19	
D13	WASHINGTON & LEE	W	89	69	JONES-24		LASSMAN-25	
D19	GEORGIA &	W	78	52	WHERRY-16		DARRAH-12	
D20	MIAMI &	W	93	77	WHERRY-23		HICKOX-21	
J6	at Richmond *	L	62	69	Wherry-17		Cole-19	
J10	VMI *	W	47	36	MUSSELMAN-18		J. LAWSON-10	
J17	at Davidson *	W	78	72	Wherry-23		Mintz-21	
J19	CLEMSON	W	55	44	JONES-18		HOFFMAN-11	
J31	at Furman *	W	85	80	Musselman-23		Wilson-22	
F4	at Virginia Tech *	L	69	76	Wherry-19		Ayersman-34	
F6	at VMI *	W	47	46	Blackledge-12		Cotton-16	
F7	at Washington & Lee	W	66	54	Wherry-23		Lassman-16	
F13	GEORGE WASHINGTON *	W	64	44	GRAVES-18		BASH, INGRAM-14	
F16	FURMAN *	L	52	53	WHERRY-18		SHIPP-17	
F20	DAVIDSON *	W	64	60	MUSSELMAN-24		MINTZ-17	
F26	vs. Furman ^	W	93	88	Musselman-36		Pinson-29	
F27	vs. George Washington ^	W	53	52	Musselman-20		Guarilla-17	
F28	vs. #10 West Virginia ^	L	66	85	Jones-17		West-27	

\* - Indicates Southern Conference Game  
 & - Indicates Citadel Invitational Tournament (Charleston, S.C.)  
 ^ - Indicates Southern Conference Tournament (Richmond, Va.)

# SEASON-BY-SEASON RESULTS



## 1959-60

Head Coach.....	Norm Sloan
Captain.....	Dick Wherry
Overall Record.....	15-8
Southern Conference Record.....	8-4 (4th)
Home Record.....	10-2
Away Record.....	4-4
Neutral Record.....	1-2

Date	Opponent	Result	CIT	OPP	Citadel High Scorer	Citadel High Rebounder	Opponent High Scorer	Opponent High Rebounder
D1	PRESBYTERIAN	W	93	40	GRAVES-26	GRAVES, MUSSELMAN-10	STRATTON-11	LONG-7
D4	WEST VIRGINIA *	L	76	98	DANIELS, MUSSELMAN-19	RECORDS-8	PATRONE-23	WEST-12
D7	ALABAMA	W	68	60	MUSSELMAN-27		JOHNSON-24	
D11	GEORGE WASHINGTON *	W	75	58	GRAVES-26	GRAVES-13	BASH-16	MARKOWITZ-10
D12	at Richmond *	L	52	63	Graves-19	Graves-11	Booker-22	O'Bryan-14
D16	MORRIS HARVEY	W	89	68	MUSSELMAN-28	MUSSELMAN-13	STOVER-25	SCHOLES, SUMMERS-7
D19	at Dayton	L	48	60	Graves-17	Daniels-6	Roggenburk-22	Roggenburk-13
D21	vs. Xavier !	L	91	94	Jones-23	Musselman-8	Thobe-24	Haffner, Thobe-7
J1	vs. Bucknell &	W	95	73	Graves-20	Daniels-17	Thompson-22	Steiner-11
J2	at Furman * &	W	77	73	Graves-19		Carlisle-18	
J5	at Florida State	W	76	74	Musselman-27	Stowers-10	Feder-20	Feder-16
J9	VMI *	W	74	53	JONES-17	MUSSELMAN-16	HALBERSTADT-15	GEDRO-9
J29	at #1 Cincinnati	L	43	64	Graves, Jones-9	Daniels-10	Robertson-29	Robertson-14
F1	RICHMOND *	W	85	55	MUSSELMAN-24	MUSSELMAN-15	SKLAR-22	BOOKER-9
F3	at William & Mary *	L	65	79	Musselman-21		Cohen-23	
F5	at VMI	W	76	45	Musselman-27		Halberstadt-15	
F8	FURMAN *	W	84	81	MUSSELMAN-20		CONARD-20	
F11	FURMAN *	W	59	55	JONES-15	GRAVES-12	PINSON-15	WILSON-10
F12	VIRGINIA TECH *	L	74	86	JONES-19	MUSSELMAN-9	SMITH-31	SMITH-19
F15	FLORIDA STATE	W	100	60	GRAVES-28	JONES-18	FEDOR-17	FEDOR-18
F16	at Davidson *	W	73	55	Records-27		Shinn-20	
F20	DAVIDSON *	W	92	65	MUSSELMAN-14	MUSSELMAN-12	BUSSELL-13	STEWART-9
F25	vs. George Washington ^	L	60	74	Daniels-16		Jon Feldman, Jeff Feldman-23	

\* - Indicates Southern Conference Game  
 & - Indicates Poinsettia Classic (Greenville, S.C.)  
 ! - Indicates Game Played at Fort Wayne, Ind.  
 ^ - Indicates Southern Conference Tournament (Richmond, Va.)

## 1960-61

Head Coach.....	Mel Thompson
Captain.....	Dick Jones
Overall Record.....	17-8
Southern Conference Record.....	10-4
Home Record.....	8-0
Away Record.....	7-6
Neutral Record.....	2-2

Date	Opponent	Result	CIT	OPP	Citadel High Scorer	Citadel High Rebounder	Opponent High Scorer	Opponent High Rebounder
D1	EAST CAROLINA	W	99	83	HOWE-25		LEWIS-24	
D3	at Richmond *	W	92	78	Daniels-22		Higgins-17	
D6	at West Virginia *	W	83	80	Daniels-24		Thorne-26	
D10	at NC State	L	71	88	Daniels-24		Marvel-20	
D15	at Loyola	W	88	78	Stowers-26		Flynn-24	
D17	at Clemson	L	68	78	Stowers-24		Patterson-39	
D19	at Georgia	W	82	72	Daniels-30		A.Johnson, J. Johnson-16	
D20	at Georgia Southern	W	90	84	Daniels-38		Rowe-29	
D29	vs. Brigham Young &	W	94	83	Daniels-29		Burton, Earnest-16	
D30	at Furman * &	L	56	62	Daniels-18	OT	Pinson-15	
J3	at Virginia Tech *	L	63	73	Daniels-20		Smith-19	
J7	at VMI *	W	70	69	Buchanan-19		Halberstadt-34	
J10	WILLIAM & MARY *	W	64	63	COHEN-26	OT	JONES-24	
J14	at Davidson *	W	74	73	Daniels-26		Jarman-28	
J16	at Furman *	L	84	92	Daniels-18		Smith-28	
J27	RICHMOND *	W	89	80	DANIELS, HOWE-23		GRODZICKI-25	
J31	at Virginia Tech *	L	93	116	Daniels-29		Smith-29	
F3	GEORGE WASHINGTON *	W	89	72	DANIELS-27		FELDMAN-19	
F6	at Florida State	L	77	83	Jones-29		Fedor-27	
F11	FURMAN *	W	78	66	JONES-20		CONARD-25	
F13	VMI *	W	91	83	DANIELS-26		HALBERSTADT, OLEY-17	
F18	FLORIDA STATE	W	79	66	DANIELS-30		SWAIN-14	
F25	DAVIDSON *	W	88	66	DANIELS-25		JARMAN-24	
M2	at Richmond ^	W	70	66	Daniels-25		Booker, Grodzicki-16	
M3	vs. George Washington ^	L	87	94	Daniels-34		Markowitz-34	

\* - Indicates Southern Conference Game  
 & - Indicates Poinsettia Classic (Greenville, S.C.)  
 ^ - Indicates Southern Conference Tournament (Richmond, Va.)



# SEASON-BY-SEASON RESULTS

## 1961-62

Head Coach.....	Mel Thompson
Captains .....	Gary Daniels / Keith Stowers
Overall Record.....	8-15
Southern Conference Record.....	4-8 (7th)
Home Record .....	5-5
Away Record .....	2-7
Neutral Record .....	1-3

Date	Opponent	Result	CIT	OPP	Citadel High Scorer	Citadel High Rebounder	Opponent High Scorer	Opponent High Rebounder
D2	EAST CAROLINA	W	85	73	WEST-19		WEST-19	
D5	WILLIAM & MARY *	W	83	76	DANIELS-24		HARRIS-21	
D8	WEST VIRGINIA *	L	70	78	DANIELS-24		THORN-24	
D16	CLEMSON	L	62	68	DANIELS-28		BRENNAN-20	
D21	at Toledo	L	58	96	Daniels-32		Jones-21	
D28	vs. West Virginia Wesleyan &	W	88	69	Daniels-27		Grimes-28	
D29	vs. Westminster &	L	65	80	Daniels-20		Galbreath-36	
J3	RICHMOND *	L	68	76	DANIELS-28		TELEPO-24	
J6	at Davidson *	L	71	77	Baker, Madrazo-12		Holland-26	
J8	FURMAN *	L	51	59	WEST-12		PEACOCK-16	
J10	at VMI *	L	69	71	Daniels-17		Halberstadt-16	
J11	at William & Mary *	L	58	71	Daniels-15		Harris, Roy-16	
J15	SOUTHERN MISSISSIPPI	W	79	67	DANIELS-33		DENFORTH-15	
J30	at Memphis State	L	72	86	Daniels-29		Beckman-35	
J31	at Arkansas State	L	75	80	Daniels-29		Shatley-20	
F3	VMI *	L	70	73	DANIELS-24		HALBERTSTADT-30	
F6	vs. Georgia %	L	86	91	Daniels-25		Johnson-25	
F8	EAST TENNESSEE STATE	W	86	67	DANIELS-33		FRAZIER-18	
F10	at Furman *	W	86	75	Daniels-33		Smith-26	
F15	at Richmond *	W	58	57	Stowers-18		Floyd, Telepo-12	
F16	at George Washington *	L	76	79	Daniels-34		Jon Feldman-25	
F24	DAVIDSON *	W	70	62	DANIELS-20		EVANS-14	
M1	vs. Virginia Tech ^	L	83	101	Daniels-27		Pardue-23	

\* - Indicates Southern Conference Game  
 & - Indicates Canton Invitational Tournament (Canton, Ohio)  
 % - Indicates Game Played at Auburn University (Auburn, Ala.)  
 ^ - Indicates Southern Conference Tournament (Richmond, Va.)

## 1962-63

Head Coach.....	Mel Thompson
Captains .....	Larry Hitchcock / Charlie Madrazo
Overall Record.....	3-20
Southern Conference Record.....	2-10 (9th)
Home Record .....	3-8
Away Record .....	0-11
Neutral Record .....	0-1

Date	Opponent	Result	CIT	OPP	Citadel High Scorer	Citadel High Rebounder	Opponent High Scorer	Opponent High Rebounder
D1	at #5 West Virginia *	L	61	86	Madrazo-17		Thorn-29	
D3	GEORGIA	L	73	89	WEST-16		RADO-25	
D8	EAST CAROLINA	L	66	83	MARTINI, WEST-14		OTTE-28	
D15	RICHMOND *	W	80	76	HITCHCOCK, MARTINI-19		TENWICK-18	
D17	at Tennessee	L	56	73	Hitchcock-19		Davis-25	
D19	at Marshall	L	69	71	Hitchcock-15		Sydenstricker-25	
D28	at East Tennessee State	L	61	64	Kiggans-15		Malone-21	
D29	vs. Tennessee Tech \$	L	73	75	Martini-15		Rychner-17	
J3	at Richmond *	L	98	112	Hitchcock-27		Tenwick-34	
J5	VMI *	L	71	106	MADRAZO-12		BLAIR-25	
J8	at William & Mary *	L	69	83	Martini-17		Bergey-23	
J12	FURMAN *	W	83	78	MARTINI-17		GLUR-22	
J14	at Clemson	L	56	93	Madrazo-13		Patterson-29	
J26	at NC State	L	65	82	Martini-17		Lakins, Auksel-18	
J29	at Florida	L	75	83	Metkiff-28		Hoffman-17	
F2	WILLIAM & MARY *	L	69	82	MADRAZO, WEST-14		HETZEL, JARMAN-18	
F4	DAVIDSON *	L	49	50	MARTINI-16		HARRIS-21	
F8	GEORGE WASHINGTON *	L	52	59	MARTINI-11		CHECKAN-14	
F9	MEMPHIS STATE	L	63	72	KIGGANS-15		KIRK-19	
F12	VMI *	L	65	70	MARTINI-15		BLAIR-19	
F16	at Furman *	L	55	59	Martini-13		Smith-19	
F21	ARKANSAS STATE	W	71	57	MARTINI-19		ROOK-21	
F23	at Davidson *	L	71	99	Metkiff-16		Hetzel-22	

\* - Indicates Southern Conference Game  
 \$ - Indicates Game Played in Johnson City, Tenn.

# SEASON-BY-SEASON RESULTS



## 1963-64

Head Coach.....	Mel Thompson
Captain .....	Mike West
Overall Record.....	11-10
Southern Conference Record.....	4-8 (8th)
Home Record .....	6-5
Away Record .....	4-4
Neutral Record .....	1-1

Date	Opponent	Result	CIT	OPP	Citadel High Scorer	Citadel High Rebounder	Opponent High Scorer	Opponent High Rebounder
N30	ERSKINE	W	69	59	HITCHCOCK-20		SANTAMARIA-14	
D2	WEST VIRGINIA *	L	53	58	MCCURDY-24		LOWY-25	
D7	CLEMSON	W	68	57	WEST-15		BURNISKY-15	
D12	PRESBYTERIAN	W	97	61	MCCURDY-25		ADAM-22	
D14	at Richmond *	L	73	77	Martini-26		Enck-20	
D16	at George Washington *	L	81	102	Martini-16		Clark-29	
D18	at Delaware	W	88	78	McCurdy-26		Sysko-24	
D27	vs. Alabama &	W	76	67	McCurdy-25		Andrews-15	
D28	at Furman * &	W	42	41	McCurdy-13		Frye, Heicher-11	
J4	RICHMOND *	L	65	67	MARTINI-21		TELEPO, TENWICK-22	
J6	WILLIAM & MARY *	W	63	60	MCCURDY-18		HUNTER-21	
J11	FURMAN	W	74	65	HITCHCOCK-27		PEACOCK-20	
J13	at #5 Davidson *	L	67	88	West-27		Hetzel-31	
J28	GEORGIA SOUTHERN	L	83	91	MCCURDY-23		FLORIAN-22	
F1	at William & Mary *	W	80	67	Hitchcock-24		Miller-17	
F3	EAST CAROLINA	W	85	79	HITCHCOCK-26		OTTE, WOODSIDE-24	
F8	at Furman *	L	59	61	Martini-15		Peacock-19	
F11	VMI *	L	88	89	HITCHCOCK-28		BLAIR-24	
F22	at VMI *	W	79	77	Martini-22		Blair, Kruszewski-18	
F22	#8 DAVIDSON *	L	78	86	HARTLEY-14		HETZEL-38	
F27	vs. #7 Davidson ^	L	62	91	Martini-15		Hetzel-24	

\* - Indicates Southern Conference Game  
& - Poinsettia Classic (Greenville, S.C.)

^ - Indicates Southern Conference Tournament (Charlotte, N.C.)

## 1964-65

Head Coach.....	Mel Thompson
Captains .....	Bob Kiggans / Dick Martini
Overall Record.....	13-12
Southern Conference Record.....	8-7
Home Record .....	6-5
Away Record .....	7-6
Neutral Record .....	0-1

Date	Opponent	Result	CIT	OPP	Citadel High Scorer	Citadel High Rebounder	Opponent High Scorer	Opponent High Rebounder
D1	at West Virginia *	W	75	73	Baumann-23		Quertinmont-24	
D5	ARKANSAS STATE	W	94	75	HARTLEY-27		ROOK-27	
D7	at Clemson	L	75	90	Hartley-22		Mahaffey-31	
D11	PRESBYTERIAN	W	86	37	HARTLEY-15		ADAM-6	
D12	GEORGE WASHINGTON *	W	69	68	MARTINI-28		CLARK-16	
D15	at Richmond *	W	76	75	McCurdy-23		Tenwick-25	
D17	at Marshall	W	96	84	McCurdy-19		Katz-19	
D19	at Toledo	L	78	82	Mohr-19		Aston-24	
D30	at East Tennessee State	W	65	63	Mohr-18		Helton-17	
D31	at Virginia Tech *	W	94	90	McCurdy-32		King-24	
J4	at VMI *	L	70	71	McCurdy-20		Schmaus-24	
J5	at William & Mary *	W	70	64	Baumann-17		Pomeroy-16	
J8	FURMAN *	W	99	96	HARTLEY-27		HEICHER-30	
J11	#10 DAVIDSON *	L	81	100	HARTLEY-23		HETZEL-26	
J15	at East Carolina *	L	69	75	Hartley-16		Woodside-23	
J18	ERSKINE	W	108	62	BAUMANN-34		SIMPSON-12	
J30	RICHMOND *	L	81	83	HARTLEY, MARTINI-19		TENWICK-20	
F3	WILLIAM & MARY *	L	70	79	MCCURDY-24		POMEROY-28	
F5	VMI *	W	84	72	BAUMANN-20		KRUSZEWSKI-19	
F8	EAST CAROLINA *	L	71	81	MARTINI-17		BROGDEN, SMITH-19	
F11	at Georgia Southern	L	82	107	Martini-20		Rose-26	
F13	PHILLIPS OIL CO.	L	80	82	MARTINI-23		KERWIN-25	
F16	at Furman *	W	69	57	Baumann-17		Selvy-26	
F20	at #5 Davidson *	L	50	62	Martini-18		Hetzel-19	
F25	vs. William & Mary ^	L	60	68	McCurdy-21		Morris-24	

\* - Indicates Southern Conference Game

^ - Indicates Southern Conference Tournament (Charlotte, N.C.)



# SEASON-BY-SEASON RESULTS

## 1965-66

Head Coach.....	Mel Thompson
Captain.....	Herwig Baumann
Overall Record.....	7-16
Southern Conference Record.....	4-9 (8th)
Home Record.....	6-5
Away Record.....	1-10
Neutral Record.....	0-1

Date	Opponent	Result	CIT	OPP	Citadel High Scorer	Citadel High Rebounder	Opponent High Scorer	Opponent High Rebounder
D1	at Arkansas State	L	73	74	Baumann-21		Dickson-22	
D4	JACKSONVILLE	W	93	84	MOHR-27		JOHNSON-26	
D6	STETSON	W	71	64	BRIDGES-25		KILCULLEN-21	
D9	GEORGIA SOUTHERN	W	78	73	MOHR-26		ADLER, RICKARD-18	
D11	at East Tennessee State	L	75	102	Baumann-19		Tipton-34	
D16	at George Washington *	L	84	95	Baumann-25		Grefe-29	
D17	at Richmond *	L	86	100	Mohr-24		Welsh-31	
D20	at Xavier	L	81	104	Mohr-18		Quick-31	
D30	at Duquesne	L	60	86	Baumann-24		Miniotas, Carlberg-16	
J3	at East Carolina *	L	66	68	Cauthen-21		Cox-22	
J8	FURMAN *	L	72	74	BAUMANN-20		GOOLSBY-20	
J11	at Davidson *	L	77	81	Baumann-27		Snyder-38	
J15	EAST CAROLINA *	W	82	74	BAUMANN-23		ALFORD-21	
J18	CLEMSON	L	61	70	BAUMANN, MOHR-19		HELMS-21	
J29	WILLIAM & MARY *	L	65	70	MOHR-22		WENK-18	
F4	RICHMOND *	W	88	70	BAUMANN-25		GREEN-18	
F7	at William & Mary *	L	46	59	Bridges, Mohr-14		Pomeroy-20	
F8	at VMI *	L	77	80	Wagner-18		Sarrett-16	
F12	at Furman *	W	77	75	Baumann-23		Goolsby-21	
F14	VMI *	W	71	69	BAUMANN-24		SCHMAUS-33	
F16	VIRGINIA TECH	L	61	67	HOOPER-20		GROSSO-23	
F19	DAVIDSON *	L	64	77	-24		SNYDER-26	
F24	vs. Davidson ^	L	61	79	Baumann-14		Snyder-24	

\* - Indicates Southern Conference Game  
^ - Indicates Southern Conference Tournament (Charlotte, N.C.)

## 1966-67

Head Coach.....	Mel Thompson
Captain.....	Danny Mohr
Overall Record.....	8-17
Southern Conference Record.....	6-7 (5th)
Home Record.....	7-6
Away Record.....	0-10
Neutral Record.....	1-1

Date	Opponent	Result	CIT	OPP	Citadel High Scorer	Citadel High Rebounder	Opponent High Scorer	Opponent High Rebounder
D1	AUBURN	L	83	105	MOHR-20		QUICK-19	
D3	at Clemson	L	85	102	DeBrosse-28		Mahaffey-29	
D6	WOFFORD	W	84	75	DEBROSSE-18		PEGRAM-27	
D10	GEORGE WASHINGTON *	W	89	86	KROBOTH-20		GREFE-22	
D14	OLD DOMINION	L	70	78	BRIDGES, MOHR-19		SPEKES-20	
D17	at Loyola	L	87	97	Kroboth-16		Britsch-27	
D19	at Florida State &	L	67	83	DeBrosse-17		Hogan-25	
D20	vs. Columbia &	W	74	71	Mohr-21		Walaszek-24	
J2	JACKSONVILLE	L	80	87	DEBROSSE-22		KRUER, LEE-22	
J4	at Georgia Southern	L	78	79	Mohr-25		Rose-29	
J7	RICHMOND *	W	81	79	MOHR-25		MOATES-34	
J10	DAVIDSON *	L	72	76	DEBROSSE-21		KNOWLES-19	
J14	at Furman *	L	68	85	Conroy-16		Lawrence-29	
J16	at East Carolina *	L	72	80	Conroy-25		Colbert-20	
J26	at Jacksonville	L	85	87	Connor-21		Kruer-24	
J28	WILLIAM & MARY *	W	85	77	DEBROSSE-23		PANNETON-19	
F3	at VMI *	W	73	70	Conroy, Kroboth-17		Wright-19	
F4	at William & Mary *	L	57	91	Kroboth-14		Walker-17	
F8	EAST CAROLINA *	W	105	91	ZINSKY-23		COLBERT-23	
F11	at Richmond *	L	76	89	DeBrosse-19		Green-26	
F13	VMI *	W	81	78	MOHR-20		CLARK-24	
F18	FURMAN *	L	65	71	KROBOTH-16		LAWRENCE-25	
F20	at Stetson	L	74	82	Mohr-19		Boone-30	
F25	DAVIDSON *	L	85	97	CONROY-24		KNOWLES-33	
M2	vs. Richmond ^	L	98	100	OT	Conroy-25	Moates-39	

\* - Indicates Southern Conference Game  
& - Indicates Tampa Invitational Tournament (Tampa, Fla.)  
^ - Indicates Southern Conference Tournament (Charlotte, N.C.)

# SEASON-BY-SEASON RESULTS



## 1967-68

Head Coach.....	Dick Campbell
Captain.....	John DeBrosse
Overall Record.....	11-14
Southern Conference Record.....	6-5 (3rd)
Home Record.....	5-7
Away Record.....	6-5
Neutral Record.....	0-2

Date	Opponent	Result	CIT	OPP	Citadel High Scorer	Citadel High Rebounder	Opponent High Scorer	Opponent High Rebounder
D1	at Auburn	W	73	70	Carter-19		Perry-20	
D4	CLEMSON	W	74	70	DEBROSSE-15		ZATEZALO-24	
D7	WOFFORD	L	60	68	KROBOTH-11		HENDRIX, PEGRAM-18	
D9	STETSON	L	76	77	HOOPER-18		BOONE-24	
D14	at Merchant Marine Academy	W	83	80	Hooper-19		Hoffman-27	
D16	at George Washington *	W	83	66	Bridges-21		Lovels-21	
D27	at Arkansas State &	W	79	71	Bridges-18		Persfull-20	
D28	vs. New Mexico State &	L	66	92	Bridges-18		Evans-20	
J2	FLORIDA STATE	L	75	96	HOOPER-26		HOGAN-22	
J4	LOYOLA	W	61	59	BRIDGES-14		POWELL-28	
J6	at Richmond *	L	70	83	Bridges-22		Ford-14	
J13	FURMAN *	L	85	95	BRIDGES, DEBROSSE-23		WEBSTER-26	
J15	EAST CAROLINA *	W	59	57	DEBROSSE-20		THOMPSON-18	
J25	at Jacksonville	L	59	63	Hooper-18		Purvis-18	
J27	RICHMOND *	W	92	77	HOOPER-25		FORD-22	
J29	HOFSTRA	L	77	80	BRIDGES-21		WHITE-27	
F2	at VMI *	L	67	81	Kroboth-14		Mitchell-19	
F3	at William & Mary *	W	84	75	Bridges-26		Panneton-38	
F7	at Florida State	L	50	93	Hooper-13		Cowens-28	
F10	JACKSONVILLE	L	90	101	HOOPER-21		HAWKINS, MCINTIRE-16	
F12	VMi *	L	77	87	HOOPER-19		MITCHELL-29	
F17	at Furman *	W	77	61	Bridges-19		Whitener-18	
F19	at East Carolina *	L	78	81	Bridges-24		Thompson-27	
F22	WILLIAM & MARY *	W	84	73	BRIDGES-23		SHERWOOD-22	
F28	vs. Richmond ^	L	88	100	OT DeBrosse, Hooper-23		Foster-28	

\* - Indicates Southern Conference Game  
 & - Indicates Arkansas State Invitational Tournament (Jonesboro, Ark.)  
 ^ - Indicates Southern Conference Tournament (Charlotte, N.C.)

## 1968-69

Head Coach.....	Dick Campbell
Captains.....	Tee Hooper / Al Kroboth
Overall Record.....	13-12
Southern Conference Record.....	5-8 (6th)
Home Record.....	8-4
Away Record.....	4-6
Neutral Record.....	1-2

Date	Opponent	Result	CIT	OPP	Citadel High Scorer	Citadel High Rebounder	Opponent High Scorer	Opponent High Rebounder
N30	GEORGE WASHINGTON *	L	91	101	TAYLOR-23		B. TALENT-33	
D2	VMi *	W	88	70	HIRSCH-23		MANIS-17	
D7	AUGUSTA	W	93	75	HOOPER-26		BROWN-20	
D11	at Stetson	W	87	74	Kroboth-31		Raiston-29	
D14	APPALACHIAN STATE	W	80	78	TAYLOR-19		PRICE-23	
D27	vs. Memphis State &	W	76	73	Ledbetter-20		Douglas-21	
D28	vs. New York University &	L	62	87	Ledbetter-13		Dobleman-21	
J2	at Clemson	W	73	72	Hooper-21		Zatezio-21	
J4	at East Carolina *	L	64	75	Kroboth-25		Keir-22	
J6	WOFFORD	W	102	85	LEDBETTER-22		GALINSKIE-24	
J9	at William & Mary *	L	56	73	Hirsch-15		King-17	
J11	at Furman *	W	67	64	Kroboth-22		Esleeck-32	
J13	CHATTANOOGA	W	73	72	HOOPER-23	OT	BRYAN-29	
J18	UNC WILMINGTON	W	97	84	HOOPER-32		SPECIALE-20	
J25	at #4 Davidson *	L	72	80	Hooper-19		Maloy-30	
J28	NC STATE	L	65	84	KROBOTH-17		WILIFRED-25	
F1	RICHMOND *	W	81	77	HIRSCH-24		FOSTER-22	
F3	WILLIAM & MARY *	W	95	61	HOOPER-30		DUHRY-17	
F8	FURMAN *	L	84	89	TAYLOR-23		ESLEEK-27	
F10	at VMI *	W	79	77	Hirsch-23		Mitchell-26	
F14	at George Washington *	L	53	84	Hooper-15		B. Talent-28	
F15	at Richmond *	L	89	108	Hirsch-24		Foster-32	
F18	EAST CAROLINA *	L	68	97	HOOPER-20		MODLIN-27	
F22	at #3 North Carolina	L	59	106	Kroboth, Taylor-16		Clark-30	
F27	vs. George Washington ^	L	73	90	Hooper-22		B. Talent-26	

\* - Indicates Southern Conference Game  
 & - Indicates Poinsettia Classic (Greenville, S.C.)  
 ^ - Indicates Southern Conference Tournament (Charlotte, N.C.)



# SEASON-BY-SEASON RESULTS

## 1969-70

Head Coach.....	Dick Campbell
Captains .....	Jeremy Hirsch / Willie Taylor
Overall Record.....	8-16
Southern Conference Record.....	4-8
Home Record .....	6-8
Away Record .....	2-5
Neutral Record .....	0-3

Date	Opponent	Result	CIT	OPP.	Citadel High Scorer	Citadel High Rebounder	Opponent High Scorer	Opponent High Rebounder
D1	at Vanderbilt	L	58	89	Hirsch-22		Weber-21	
D3	WOFFORD	W	87	75	HIRSCH-32		NAGLE-21	
D6	at NC State	L	59	105	Hirsch-15		Willford-29	
D10	MERCHANT MARINE ACADEMY	W	84	74	HIRSCH-21		LUKAS-35	
D13	ARKANSAS STATE	L	72	81	MECKSTROTH, TAYLOR-21		BELCHER-29	
D16	SEWANEE	W	86	65	LEDBETTER-21		JACKSON-17	
D18	ROANOKE	L	67	107	HIRSCH-13		ALLEN-49	
D22	LONG ISLAND	L	61	69	TAYLOR-19		EPHRM, JONES-21	
D29	vs. Northwestern &	L	74	91	Meckstroth-18		Kelley-25	
D30	vs. Furman &	L	71	80	Hirsch-20		Brunson-26	
J3	#11 DAVIDSON *	L	41	56	HIRSCH-15		MALOY-15	
J6	at Richmond *	W	53	51	Hirsch-15		Foster, Frazier-14	
J10	at Furman *	L	56	60	OT Martin-19		Hirsch-29	
J17	VMI *	W	84	70	HIRSCH-34		EESSENBERG-23	
J24	GEORGE WASHINGTON *	L	77	95	HIRSCH-23		SZCZERBIAK-24	
J27	MAINE	W	81	63	HIRSCH-23		TODD-19	
J31	WILLIAM & MARY *	L	60	65	HIRSCH-16		DODGE-21	
F3	RICHMOND *	L	81	82	OT HIRSCH-27		HEWITT-32	
F7	FURMAN *	W	68	67	HIRSCH-21		THOMAS-27	
F12	at William & Mary *	L	74	79	Hirsch-22		Jasper-24	
F14	at East Carolina *	L	69	83	Hirsch-19		Gregory-23	
F17	at VMI *	W	68	61	Ledbetter-23		Gillespie-27	
F21	EAST CAROLINA *	L	71	84	HIRSCH-23		FAIRLEY-24	
F28	vs. George Washington ^	L	64	66	Meckstroth-24		Tallent-23	

\* - Indicates Southern Conference Game  
 & - Indicates Poinsettia Classic (Greenville, S.C.)  
 ^ - Indicates Southern Conference Tournament (Charlotte, N.C.)

## 1970-71

Head Coach.....	Dick Campbell
Captain .....	Ben Ledbetter
Overall Record.....	13-12
Southern Conference Record.....	6-5 (4th)
Home Record .....	10-3
Away Record .....	3-8
Neutral Record .....	0-1

Date	Opponent	Result	CIT	OPP.	Citadel High Scorer	Citadel High Rebounder	Opponent High Scorer	Opponent High Rebounder
D1	TENNESSEE WESLEYAN	W	100	72	BROWN, LEDBETTER, MECKSTROTH-16		MURRAY-27	VERNON-25
D3	WOFFORD	W	82	62	SUTOR-18		MURRAY-27	
D5	at Tulane	L	69	75	Sutor-20		Unknown-16	
D9	MERCER	L	70	73	SUTOR-23		HARDIN-20	
D12	WILLIAM & MARY *	W	71	67	RUDDLE-18		JASPER, WARNS-17	
D17	at George Washington	W	73	68	Fishel-16		Szczerbiak-25	
D19	at Xavier	W	73	68	Russell, Sutor-13		Helmets-18	
D29	NAVY &	L	69	72	FISHEL-18		KENNEY-16	
D30	MISSISSIPPI &	W	109	90	RUDDLE-28		NEUMANN-28	
J4	WILLIAM & MARY *	L	54	59	RUDDLE-14		JASPER-24	
J7	TEXAS A&M	W	62	61	MECKSTROTH-23		NILES-26	
J9	FURMAN *	W	90	80	LEDBETTER-32		HUNT-23	
J12	at Richmond *	L	64	67	Meckstroth-16		Anastasio-16	
J16	at VMI *	W	66	64	OT Sutor-13		Renfro-27	
J23	at Tampa	L	76	77	Fishel-23		Biber-26	
J30	at Arkansas State	L	60	74	Sertor-15		Belcher-26	
F4	VMI *	W	91	65	LEDBETTER-20		BREWER-14	
F6	at Furman *	L	86	91	Ledbetter-31		Jackson-25	
F8	at Chattanooga	L	70	81	Meckstroth-15		Losh-27	
F13	EAST CAROLINA *	W	81	57	MECKSTROTH-25		FRANKLIN-12	
F16	RICHMOND *	W	78	63	SUTOR-20		WISEMAN-13	
F20	WEST VIRGINIA TECH	W	47	45	OT HAYSLIP-10		COOPER, RAMSEY-10	
F22	at Davidson *	L	50	85	Meckstroth, Sutor-8		Sutor-21	
F27	at East Carolina *	L	67	81	Ruddle-15		Franklin-19	
M4	vs. Furman ^	L	82	95	Ledbetter, Meckstroth-19		Martin-22	

\* - Indicates Southern Conference Game  
 & - Indicates Palmetto Classic (Charleston, S.C.)  
 ^ - Indicates SoCon Tournament (Charlotte, N.C.)

# SEASON-BY-SEASON RESULTS



## 1971-72

Head Coach.....	George Hill
Captain.....	John Sutor
Overall Record.....	12-13
Southern Conference Record.....	5-6 (5th)
Home Record.....	10-6
Away Record.....	2-6
Neutral Record.....	0-1

Date	Opponent	Result	CIT	OPP.	Citadel High Scorer	Citadel High Rebounder	Opponent High Scorer	Opponent High Rebounder
D1	CAMPBELL	L	77	79	OT	FISHEL-27	BROADIE-24	
D3	at #1 UCLA	L	49	105		Fishel-11	Bibby-26	
D6	at Rice	L	69	73		Sutor-26	Kabbes-17	
D8	WOFFORD	W	86	66		FISHEL-18	MURRAY-14	
D11	at William & Mary *	L	67	74				
D18	EAST CAROLINA *	W	89	86		FISHEL-33	QUASH-21	
D29	AIR FORCE &	W	61	60		SUTOR-21	HALL-17	
D30	#11 VIRGINIA &	L	72	77		FISHEL-22	RASH-35	
J3	WILLIAM & MARY *	W	68	59		SUTOR-19	WARNS-17	
J5	at Furman *	L	86	101		Sutor-25	Bierly-21	
J10	TULANE	L	61	67		MECKSTROTH-15	BASTIAN-13	
J15	at VMI *	W	68	62	OT	Scott-21	Renfro-13	
J19	ARKANSAS STATE	W	86	48		FISHEL-20	BELCHER-19	
J22	CHATTANOOGA	W	117	100		SUTOR-38	SIMPSON-28	
J26	at Stetson	W	85	70		Meckstroth-22	Beal-21	
F1	at Richmond *	L	68	75		Sutor-13	Wiseman-20	
F5	DAVIDSON *	L	70	77		SCOTT-19	MINKIN-21	
F7	STETSON	W	93	68		MECKSTROTH-17	BEAL-13	
F12	at East Carolina *	L	83	91		Sutor-20	Fairley-23	
F14	VMI *	W	87	60		MECKSTROTH-25	TYLER-14	
F16	RICHMOND *	W	99	79		SCOTT-25	COLLIER-18	
F19	FURMAN *	L	75	80		HAYSLIP-25	HUNT-28	
F22	FLORIDA PRESBYTERIAN (ECKERD)W		112	90				
F26	FAIRLEIGH DICKINSON	L	46	67		SUTOR-11	SHULMAN-23	
M2	vs. East Carolina ^	L	71	80		Meckstroth-17	Franklin-20	

\* - Indicates Southern Conference Game  
 & - Indicates Palmetto Classic (Charleston, S.C.)  
 ^ - Indicates SoCon Tournament (Greenville, S.C.)

## 1972-73

Head Coach.....	George Hill
Captains.....	Steve Fishel / Oscar Scott
Overall Record.....	11-15
Southern Conference Record.....	6-7 (5th)
Home Record.....	9-3
Away Record.....	2-10
Neutral Record.....	0-2

Date	Opponent	Result	CIT	OPP.	Citadel High Scorer	Citadel High Rebounder	Opponent High Scorer	Opponent High Rebounder
D1	ROLLINS	W	63	54		FISHEL-20	BURNETTE-11	
D6	at Pennsylvania	L	34	67		Fishel-8	Hankinson, Haygler-18	
D9	WILLIAM & MARY *	W	82	74		CORDELL-26	ARIZIN-20	
D16	EAST CAROLINA *	W	55	54		CORDELL-20	FABER-13	
D28	BROWN &	L	60	67		FISHEL-20	MORRIS-18	
D29	TULANE &	L	60	61		CORDELL-16	LOSCH-19	
J3	at Arkansas State	W	81	80		Scott-19	Scafie-23	
J5	at George Washington #	L	80	88		Cordell, Fishel-22	Harper-19	
J6	vs. Rice #	L	64	82		Johnson-14	Gaudet-21	
J13	at Chattanooga	L	72	95	OT	Scott-23	Simpson-22	
J15	SOUTH FLORIDA	W	66	56		FISHEL-21	KISER-18	
J18	at Appalachian State *	L	75	78	OT	Cordel-20	Davis-22	
J20	FURMAN *	L	46	62		FISHEL-20	LEONARD-24	
J22	GEORGIA STATE	W	73	59		FISHEL-30	ATRICE-18	
J24	at Clemson	L	54	72		Fishel-22	Reisinger-14	
J27	at Richmond *	L	63	65		Fishel-28	Stewart-28	
J29	at VMI *	W	69	67		Scott-20	Reppart-16	
F3	RICHMOND *	W	77	72		FISHEL-29	STEWART-29	
F6	at William & Mary *	L	74	83		Cordell-29	Arizin-23	
F10	at Davidson *	L	75	85		Fishel-30	Dunn, Horwitz-18	
F12	VMI *	W	75	62		SCOTT-20	LESTER-15	
F17	at Furman *	L	69	79		Fishel-26	Mayes-29	
F19	APPALACHIAN STATE *	W	87	69		CORDELL-22	DAVIS-30	
F22	WOFFORD	W	66	56		CORDELL-16	MURPHY-17	
F24	at East Carolina *	L	72	80		Fishel-20	Owens, Quash-17	
M1	vs. William & Mary ^	L	72	97		Cordell-22	Pfingst-28	

\* - Indicates Southern Conference Game  
 & - Indicates Palmetto Classic (Charleston, S.C.)  
 # - Indicates Presidential Classic (Washington, D.C.)  
 ^ - Indicates Southern Conference Tournament (Richmond, Va.)



# SEASON-BY-SEASON RESULTS

## 1973-74

Head Coach.....	George Hill
Captains .....	Chuck Cordell / Greg Weber
Overall Record.....	10-14
Southern Conference Record.....	4-9 (6th)
Home Record .....	9-4
Away Record .....	1-9
Neutral Record .....	2-1

Date	Opponent	Result	CIT	OPP	Citadel High Scorer	Citadel High Rebounder	Opponent High Scorer	Opponent High Rebounder
D1	at #3 Indiana	L	55	74	Day-12		May-14	
D3	OGLETHORPE	W	89	60	CORDELL-20		HANSON-17	
D8	WILLIAM & MARY *	W	88	65	MCGRIFF-25		ARIZIN-16	
D15	EAST CAROLINA *	W	69	63	MCKEEVER-28		ATKINSON-15	
D20	at Georgia State	W	58	55	McKeever-20		Dodd-20	
D28	LEHIGH &	W	83	65	WEBER-17		PACKER-14	
D29	NAVY &	W	74	66	BURNS-18		WEBER-16	
J5	ROCHESTER	W	80	65	CORDELL-15		TURNER-27	
J8	at South Florida	L	78	90	McGriff-19		James-21	
J12	at Appalachian State *	L	72	90	Weber-17		Davis-23	
J14	at VMI *	L	63	70	Weber-14		Krovic-21	
J19	FURMAN *	L	42	50	JOHNSON-12		LEONARD-16	
J21	APPALACHIAN STATE *	W	77	76	MCKEEVER-20		DAVIS-27	
J26	ATLANTIC CHRISTIAN (BARTON)	W	85	62	MCKEEVER-18		COOK-22	
J30	at Clemson	L	58	62	OT	OT	McKeever-24	Rollins-22
F2	at Richmond *	L	82	89	OT	OT	McKeever-26	Stewart-25
F4	at William & Mary *	L	57	64	Cordell-16		Musselmann-18	
F9	DAVIDSON *	L	69	73	MCKEEVER-13		HORWITZ-16	
F12	at Furman *	L	59	91	McKeever-16		Grim-26	
F16	RICHMOND *	L	65	73	MCKEEVER-21		GRAY, STEWART-21	
F18	VM I *	W	65	47	MCKEEVER-22		KROVIC-22	
F23	at East Carolina *	L	66	78	McKeever-18		Marsh-19	
F25	JAMES MADISON	L	41	43	CORDELL-14		DILLARD-19	
F28	vs. Davidson ^	L	69	82	Cordell-22		Dunn-26	

\* - Indicates Southern Conference Game  
 & - Indicates Brigadier-Palmetto Classic (Charleston, S.C.)  
 ^ - Indicates Southern Conference Tournament (Richmond, Va.)

## 1974-75

Head Coach.....	Les Robinson
Overall Record.....	5-15
Southern Conference Record.....	2-11 (7th)
Home Record .....	4-6
Away Record .....	1-9

Date	Opponent	Result	CIT	OPP	Citadel High Scorer	Citadel High Rebounder	Opponent High Scorer	Opponent High Rebounder
N30	CHARLESTON SOUTHERN	W	107	92	MCKEEVER-35		HENRY-29	
D3	UNC WILMINGTON	W	115	88	MCKEEVER-39		YOW-22	
D7	WILLIAM & MARY *	L	73	82	MCKEEVER-26		SATTERTHWAITE-19	
D14	APPALACHIAN STATE *	W	99	94	JOHNSON, MORRISON-19	JOHNSON-13	KANE-28	STRINGFELLOW-12
D19	ROCHESTER TECH	W	90	80	MCKEEVER-27	ANGE-6	DAVIS-24	DAVIS-12
J4	at East Carolina *	L	81	111	McKeever-22	Day-11	Marsh-18	Hunt-12
J8	at Tulane	L	71	78	McKeever-19	Ange, Day, Johnson-6	P. Hicks-36	P. Hicks-12
J11	at Appalachian State *	W	70	69	McKeever-24	Day-9	Baughnien-19	Baughnien-11
J13	at VMI *	L	101	108	McKeever-26	Ange-9	Carter-28	Montgomery-22
J18	FURMAN *	L	65	66	BARGER-16	DAY-11	LYNCH-20	MAYES-12
J25	at Davidson *	L	76	90	Johnson-23	Day-11	Dunn-19	Horowitz-9
J29	at Clemson	L	75	106	McKeever-32	Ange-5	Wise-25	Rollins-20
F1	at Richmond *	L	75	80	McKeever-25	Day-12	B. McCurdy-25	B. McCurdy-9
F3	at William & Mary *	L	53	81	McKeever-13	Day-11	Lowenhaupt-20	Courage-9
F8	VM I *	L	68	82	MCKEEVER-19	DAY-7	BYNUM, KROVIC-22	MONTGOMERY-14
F15	RICHMOND *	L	90	99	JOHNSON-33	JOHNSON-9	B. MCCURDY-37	B. MCCURDY-7
F18	at Furman *	L	69	94	McKeever-34	Tremble-6	Mayes-27	Mayes-18
F22	EAST CAROLINA *	L	84	87	MCKEEVER-26	DAY, MCKEEVER-5	ASHORN-24	ASHORN-7
F24	CAMPBELL	L	78	86	MCKEEVER-22	JOHNSON-10	LOVETT, STAGGERS-17	STAGGERS-17
M1	at East Carolina ^	L	66	78	McKeever-27	Day-9	Ashorn-19	Hunt-10

\* - Indicates Southern Conference Game  
 ^ - Indicates Southern Conference Tournament (Greenville, N.C.)

# SEASON-BY-SEASON RESULTS



## 1975-76

Head Coach.....	Les Robinson
Captains .....	Rick Barger / Richard Johnson
Overall Record.....	10-17
Southern Conference Record.....	6-8
Home Record .....	7-4
Away Record .....	2-12
Neutral Record.....	1-1

Date	Opponent	Result	CIT	OPP.	Citadel High Scorer	Citadel High Rebounder	Opponent High Scorer	Opponent High Rebounder
N29	at #13 NC State	L	75	103	McKeever-15	Day, Johnson-6	Spence-21	Spence-15
D1	<b>UNC WILMINGTON</b>	<b>W</b>	<b>81</b>	<b>63</b>	<b>ANGE-23</b>	<b>ANGE-10</b>	<b>WOLFF-14</b>	<b>JONES-5</b>
D6	at William & Mary *	L	61	70	Johnson-12	Johnson-5	Uall-21	Kratzer-7
D10	at Charleston Southern	W	75	70	McKeever-19	McKeever-11	Fields-22	Fields-15
D13	at Appalachian State *	L	65	83	Ange-17	Ange-9	Robinson-19	Bowser-9
D20	<b>EAST CAROLINA *</b>	<b>L</b>	<b>67</b>	<b>68</b>	<b>MCKEEVER-25</b>	<b>DAY-9</b>	<b>GARNER-20</b>	<b>GARNER-7</b>
D29	vs. Rutgers &	L	73	96	McKeever-19	Day-7	Copeland-21	Copeland-13
D30	at Furman & *	L	90	92	OT	McKeever-38	Lynch-25	Strickland-12
J2	at East Carolina *	L	76	81	Ange-22	Ange-8	Edwards-19	Hunt-10
J5	at Stetson %	L	60	66	McKeever-15	Johnson-6	Stowers-24	Stowers-11
J6	vs. Boston U. %	W	86	73	McKeever-28	Day-8	Burns-19	Chesley-11
J10	<b>CLEMSON</b>	<b>L</b>	<b>68</b>	<b>81</b>	<b>ANGE-18</b>	<b>BARGER-6</b>	<b>ROLLINS-17</b>	<b>ROLLINS-11</b>
J12	<b>VMI *</b>	<b>W</b>	<b>78</b>	<b>74</b>	<b>MCKEEVER-23</b>	<b>JOHNSON-11</b>	<b>CARTER-26</b>	<b>MONTGOMERY-9</b>
J14	at South Carolina	L	74	90	McKeever-15	McKeever, Swing-8	Dunleavy-25	Davis-15
J17	at Furman *	L	67	68	McKeever-26	Ange-10	Miller-19	Strickland-12
J21	<b>DAVIDSON *</b>	<b>W</b>	<b>81</b>	<b>77</b>	<b>DAVIS-22</b>	<b>JOHNSON-13</b>	<b>GERDY-24</b>	<b>RIXEY-13</b>
J24	at Richmond *	W	75	74	Davis-16	Davis-13	Butler-23	Butler-12
J26	<b>TULANE</b>	<b>L</b>	<b>85</b>	<b>101</b>	<b>MCKEEVER-22</b>	<b>JOHNSON-10</b>	<b>CUMMINGS-31</b>	<b>CUMMINGS-10</b>
J31	<b>APPALACHIAN STATE *</b>	<b>L</b>	<b>67</b>	<b>70</b>	<b>ANGE-20</b>	<b>ANGE, JOHNSON-7</b>	<b>ROBINSON-20</b>	<b>HUBBARD-11</b>
F2	at Campbell	L	106	112	OT	McKeever-26	Lovett-22	Staggers-9
F7	<b>RICHMOND *</b>	<b>W</b>	<b>91</b>	<b>79</b>	<b>MCKEEVER-29</b>	<b>JOHNSON-11</b>	<b>BUTLER, SULLIVAN-20</b>	<b>MORTON-9</b>
F10	<b>FURMAN *</b>	<b>W</b>	<b>76</b>	<b>72</b>	<b>MCKEEVER-33</b>	<b>JOHNSON-9</b>	<b>STRICKLAND-22</b>	<b>STRICKLAND-20</b>
F14	at VMI *	L	59	76	McKeever-27	Johnson-10	Krovic-20	Bynum-11
F16	<b>WILLIAM &amp; MARY *</b>	<b>W</b>	<b>64</b>	<b>62</b>	<b>MCKEEVER-17</b>	<b>JOHNSON-12</b>	<b>LOWENHAUPT-19</b>	<b>SATTERTHWAITE-6</b>
F21	at Georgia Tech	L	56	58	McKeever-22	Day-8	Wood-20	Green-8
F23	<b>CHARLESTON SOUTHERN</b>	<b>W</b>	<b>96</b>	<b>69</b>	<b>MCKEEVER-19</b>	<b>JOHNSON-12</b>	<b>MCKEEHAN-20</b>	<b>SHAW-10</b>
F28	at Richmond ^	L	69	82	McKeever-22	Mathis-9	Morton-20	Butler-11

\* - Indicates Southern Conference Game  
 & - Indicates Poinsettia Classic (Greenville, S.C.)  
 % - Indicates Hatter Classic (DeLand, Fla.)  
 ^ - Indicates Southern Conference First Round (Richmond, Va.)

## 1976-77

Head Coach.....	Les Robinson
Captains .....	Ricky Day / Don Server
Overall Record.....	8-19
Southern Conference Record.....	0-10
Home Record .....	5-7
Away Record .....	3-10
Neutral Record.....	0-2

Date	Opponent	Result	CIT	OPP.	Citadel High Scorer	Citadel High Rebounder	Opponent High Scorer	Opponent High Rebounder
N29	<b>WOFFORD</b>	<b>W</b>	<b>83</b>	<b>77</b>	<b>SWING-21</b>	<b>SWING-11</b>	<b>GOSNELL-19</b>	<b>GOSNELL-8</b>
D1	at Pennsylvania	L	69	108	Pendergraft, Swing-13	Jacobs-7	McDonald-35	McDonald-16
D4	at William & Mary *	L	61	94	Swing-10	Ange-5	Courage-13	Courage-8
D6	<b>PRESBYTERIAN &amp;</b>	<b>W</b>	<b>87</b>	<b>78</b>	<b>DAVIS-22</b>	<b>JACOBS-12</b>	<b>GRIFFIN-18</b>	<b>ARMENTROUT-10</b>
D7	<b>COLLEGE OF CHARLESTON &amp;</b>	<b>L</b>	<b>72</b>	<b>81</b>	<b>SWING-18</b>	<b>JACOBS-10</b>	<b>JOLLY-20</b>	<b>DRAFTS-12</b>
D11	<b>USC AIKEN</b>	<b>W</b>	<b>86</b>	<b>78</b>	<b>JACOBS-21</b>	<b>JACOBS-13</b>	<b>MONTGOMERY, WERTS-20</b>	<b>WERTS-7</b>
D18	at East Carolina	W	70	62	French-16	French-8	Ramsey-11	Hunt-12
D28	vs. Columbia %	L	87	89	OT	Swing-29	Jacobs-9	Donahue-22
D29	vs. Navy %	L	56	89	T. Slawson-14	Jacobs-9	Kuzma-14	Kuzma, Sinnett-9
J3	at Stetson	W	67	65	Swing-20	Hoak-8	Daniels-17	Forrester-5
J10	at Charleston Southern	L	54	68	Jacobs-16	T. Slawson-5	Howell-16	McDougal-13
J15	at Furman *	L	74	88	Swing-20	Jacobs-14	Grimm-28	Strickland-18
J17	<b>VMI *</b>	<b>L</b>	<b>62</b>	<b>68</b>	<b>JACOBS-16</b>	<b>JACOBS-12</b>	<b>CARTER-23</b>	<b>CARTER-11</b>
J22	<b>GEORGIA TECH</b>	<b>L</b>	<b>59</b>	<b>63</b>	<b>SWING-19</b>	<b>JACOBS, T. SLAWSON-6</b>	<b>HESTON-19</b>	<b>BROWN-7</b>
J24	<b>WILLIAM &amp; MARY *</b>	<b>L</b>	<b>53</b>	<b>61</b>	<b>T. SLAWSON-13</b>	<b>FRENCH-8</b>	<b>SATTERTHWAITE-17</b>	<b>LOWENHAUPT-10</b>
J27	at Appalachian State *	L	56	76	Davis-14	Davis-6	Four tied with 12	Bowser-10
J29	at VMI *	L	70	88	Swing-30	T. Slawson-10	Bynum-21	Montgomery-10
J31	<b>MARSHALL *</b>	<b>L</b>	<b>73</b>	<b>82</b>	<b>SWING-17</b>	<b>JACOBS, T. SLAWSON-8</b>	<b>NOVAK-22</b>	<b>MAJOR-11</b>
F2	at Davidson *	L	60	62	Hoak-16	Jacobs-5	Gerdy-28	Owens-10
F5	<b>APPALACHIAN STATE *</b>	<b>L</b>	<b>64</b>	<b>68</b>	<b>JACOBS-16</b>	<b>FRENCH-7</b>	<b>ROBINSON-16</b>	<b>HUBBARD-13</b>
F9	at South Carolina	L	66	85	Swing-21	Davis, French, Hoak-6	Davis-30	Graziano-9
F12	<b>FURMAN *</b>	<b>L</b>	<b>88</b>	<b>91</b>	<b>SWING-30</b>	<b>JACOBS, SWING-8</b>	<b>MOORE-30</b>	<b>STRICKLAND-15</b>
F15	at Georgia Tech	L	64	90	Swing-23	French-6	Wood-21	Foster, Horton-7
F17	<b>CHARLESTON SOUTHERN</b>	<b>W</b>	<b>78</b>	<b>74</b>	<b>SWING-27</b>	<b>FRENCH-10</b>	<b>MCDUGAL-23</b>	<b>MCDUGAL-11</b>
F19	at East Carolina	W	75	72	Swing-22	Ange, French-6	Ramsey-24	Gray-12
F21	<b>JAMES MADISON</b>	<b>W</b>	<b>79</b>	<b>72</b>	<b>SWING-22</b>	<b>JACOBS-7</b>	<b>DOSH-24</b>	<b>STEIPHER-10</b>
F26	at Furman ^	L	69	76	Hoak-20	French-10	Strickland-23	Moore-12

\* - Indicates Southern Conference Game  
 & - Indicates Citadel Invitational Tournament (Charleston, S.C.)  
 % - Indicates Poinsettia Classic (Greenville, S.C.)  
 ^ - Indicates Southern Conference Tournament First Round (Greenville, S.C.)



# SEASON-BY-SEASON RESULTS

## 1977-78

Head Coach.....	Les Robinson
Captain.....	Robert Hoak / Rick Swing
Overall Record.....	8-19
Southern Conference Record.....	2-11 (7th)
Home Record.....	8-9
Away Record.....	0-10
Neutral Record.....	0-0

Date	Opponent	Result	CIT	OPP.	Citadel High Scorer	Citadel High Rebounder	Opponent High Scorer	Opponent High Rebounder
N25	USC AIKEN	W	82	58	T. SLAWSON-18	JACOBS-12	WEEKS-12	WEEKS-9
N28	COLLEGE OF CHARLESTON & LANDER &	W	84	82	OT SWING-23	JACOBS-10	CHEEKS-26	DRAFTS-11
N29	LANDER &	W	74	69	NESBIT-18	JACOBS-7	HILL-19	DANIELS-6
D3	at Clemson	L	65	99	T. Slawson-23	Ange, T. Slawson-5	Abraham-16	Howell-7
D5	WOFFORD	W	88	59	SWING-17	JACOBS, SWING-10	CROSS-11	MOODY-7
D8	VANDERBILT	L	50	53	OT HOAK, T. SLAWSON-12	JACOBS-6	DAVIS-20	DAVIS, THOMPSON-6
D10	WESTERN CAROLINA *	L	64	65	T. SLAWSON, SWING-15	FRENCH-9	CALDWELL, WILSON-18	HEAD-10
D20	CANISIUS	W	79	72	HOAK-20	FRENCH-9	WALSH-18	PEAKS-10
D21	CATHOLIC	L	72	74	DAVIS-16	T. SLAWSON-6	COOPER-19	DZIWULSKI-9
J5	at UNC Wilmington	L	66	81	Nesbit-14	Jacobs-7	Fields-30	Jones-5
J7	at Chattanooga *	L	70	80	Nesbit-16	Jacobs-9	Parker-22	Wright-13
J10	PENNSYLVANIA	L	73	103	T. SLAWSON-17	ANGE-9	MCDONALD-18	PRICE-11
J12	at Western Carolina *	L	72	73	Davis-14	Moore-8	Rutherford, Wilson-19	Rutherford-11
J14	at Marshall *	L	81	85	OT Swing-16	Moore-9	Major-28	Major-15
J17	at Furman *	L	77	106	Swing-14	T. Slawson-8	Grimm-24	Moore-17
J21	at Appalachian State *	L	66	75	Swing-15	Davis, Hoak-4	Searcy-21	Searcy-11
J25	CHATTANOOGA *	L	81	84	OT T. SLAWSON-22	T. SLAWSON-11	BYRON-24	WRIGHT-9
J28	VMI *	L	61	79	T. SLAWSON-17	FRENCH-7	CARTER-21	MONTGOMERY-14
F1	APPALACHIAN STATE *	L	65	66	T. SLAWSON-16	FRENCH, T. SLAWSON-8	ROBINSON-21	SEARCY-12
F4	MARSHALL *	W	74	57	SWING-18	FRENCH, HOAK, T. SLAWSON-5	GIBSON, MAJOR-10	LABANOWSKI, MAJOR-7
F6	DAVIDSON *	L	81	88	NESBIT-20	SWING-8	DIBENEDETTO-26	DIBENEDETTO-12
F8	FURMAN *	W	85	82	SWING-26	T. SLAWSON-9	DANIEL-28	DANIEL-16
F11	at VMI *	L	72	84	Swing-24	T. Slawson-8	Carter-35	Carter-10
F13	at James Madison	L	70	71	Nesbit-16	T. Slawson-5	Dillard-27	Shoulders-11
F15	CHARLESTON SOUTHERN	L	77	83	NESBIT, SWING-15	SWING-5	NIX-21	WATKINS-10
F20	JAMES MADISON	W	89	88	NESBIT-24	JACOBS, NESBIT, NOAK-4	STIELPER-21	SHOULDERS, STIELPER-10
F25	at Appalachian State ^	L	64	81	Nesbit-22	Nesbit, T. Slawson, Swing-5	Robinson-22	Searcy-23

\* - Indicates Southern Conference Game  
 & - Indicates Citadel Invitational Tournament (Charleston, S.C.)  
 ^ - Indicates Southern Conference Tournament First Round (Boone, N.C.)

## 1978-79

Head Coach.....	Les Robinson
Captain.....	Rick Swing
Overall Record.....	20-7
Southern Conference Record.....	10-4 (3rd)
Home Record.....	15-1
Away Record.....	5-5
Neutral Record.....	0-1

Date	Opponent	Result	CIT	OPP.	Citadel High Scorer	Citadel High Rebounder	Opponent High Scorer	Opponent High Rebounder
N27	PIEDMONT	W	103	61	SWING-28	MOORE, T. SLAWSON-9	HARRISON-12	CANTRELL-7
D1	FREDONIA STATE	W	75	48	MOORE-16	T. SLAWSON-12	NALEPA-12	MAKUCH-12
D2	BISCAYNE	W	98	69	T. SLAWSON-26	T. SLAWSON-11	BATULE, SMITH-21	SMITH-11
D4	at Vanderbilt	L	63	78	Nesbit-16	French-5	Rhodes-17	Davis-6
D7	USC UPSTATE	W	99	67	SWING-19	T. SLAWSON-7	W. GIBSON-15	HILL, WELLS-4
D9	at Clemson	L	58	71	Nesbit, T. Slawson-15	T. Slawson, Swing-5	Johnson-16	Coles-9
D16	WOFFORD	W	92	68	MOORE-13	MOORE-7	MOODY-15	MOODY-8
J6	CLEMSON	W	58	56	SWING-21	FRENCH-6	NANCE-15	NANCE-6
J8	VMI *	W	91	83	FRENCH-23	FRENCH-10	KOLESAR-26	GOODE-8
J13	at Marshall *	W	58	57	T. Slawson-21	Davis, T. Slawson-6	Labanowski-18	Price-11
J15	WESTERN CAROLINA *	W	78	54	T. SLAWSON-17	FRENCH, T. SLAWSON-7	PERSON-16	PERSON-11
J20	FURMAN *	W	78	76	SWING-25	T. SLAWSON-7	J. MOORE-37	J. MOORE-11
J22	ERSKINE	W	83	61	T. SLAWSON-26	T. SLAWSON-7	DIXON-19	HOOVER-5
J24	at Davidson *	L	72	87	T. Slawson, Swing-14	T. Slawson-5	Gerdy-22	Hall-13
J27	at Chattanooga *	W	79	71	Swing-17	French-5	Parker-28	Anchrum-10
J29	at South Carolina State	W	91	86	Nesbit-21	French-9	Lane-22	Wynn-8
F3	at Appalachian State *	L	65	76	T. Slawson-22	T. Slawson-10	Payton-19	Payton-17
F5	DAVIDSON *	W	79	70	T. SLAWSON-21	HOLLAND, T. SLAWSON-6	GERDY-27	HALL-10
F7	CHATTANOOGA *	W	62	61	T. SLAWSON-18	FRENCH, T. SLAWSON-4	MERRITT-19	ANCHRUM-9
F10	at Furman *	L	84	88	OT Nesbit-19	French-9	A. Daniel-29	A. Daniel, Moore, Small-9
F12	at VMI *	W	72	69	Swing-16	Moore-10	Lombard-16	Goode-8
F14	APPALACHIAN STATE *	L	64	68	SWING-20	FRENCH, SLAWSON-7	PAYTON-18	HUBBARD-11
F17	at Western Carolina *	W	70	69	Swing-20	French-8	Taylor-19	Taylor-10
F19	MARSHALL *	W	75	69	SLAWSON-24	MOORE, T. SLAWSON-7	CAMPBELL-24	PRICE-10
F21	CHARLESTON SOUTHERN	W	91	42	DAVIS-22	FRENCH-10	TALLEY-14	TALLEY-10
F24	DAVIDSON &	W	86	79	T. SLAWSON-32	FRENCH-11	GERDY-20	BOWKER, GERDY-4
M3	vs. Furman ^	L	94	105	Swing-29	Slawson-8	J. Moore-38	J. Moore-16

\* - Indicates Southern Conference Game  
 & - Indicates Southern Conference First Round (Charleston, S.C.)  
 ^ - Indicates Southern Conference Tournament (Roanoke, Va.)

# SEASON-BY-SEASON RESULTS



## 1979-80

Head Coach.....	Les Robinson
Captains .....	Tom Slawson / Randy Nesbit
Overall Record.....	14-13
Southern Conference Record.....	6-10 (7th)
Home Record .....	12-3
Away Record .....	1-8
Neutral Record .....	1-2

Date	Opponent	Result	CIT	OPP	Citadel High Scorer	Citadel High Rebounder	Opponent High Scorer	Opponent High Rebounder
N30	PIEDMONT	W	69	56	T. SLAWSON-15	T. SLAWSON-9	RUCKER-12	WILSON-9
D4	USC AIKEN	W	98	84	T. SLAWSON-29	MOORE-10	HAYES-27	NORRIS, STRICKLAND-6
D5	SOUTH CAROLINA STATE	W	73	67	CARTWRIGHT-19	T. SLAWSON-11	ROBINSON-18	SNIPE-12
D8	FURMAN *	L	88	89	T. SLAWSON-31	CARTWRIGHT, MOORE, T. SLAWSON-4	Tennille-22	DANIEL-25 MOORE-12
D10	at Charleston Southern	W	68	62	T. Slawson-21	T. Slawson-12	Blair-21	Talley-8
D15	WOFFORD	W	90	79	T. SLAWSON-21	CARTWRIGHT-11	BLAIR-21	MOODY-11
J5	UNC GREENSBORO	W	81	63	T. SLAWSON-20	MOORE, T. SLAWSON-7	WHITESIDE-28	SMITH, WHITESIDE-3
J7	at Chattanooga *	L	51	68	Nesbit-11	T. Slawson-8	Brooks-15	Brodgen-10
J12	WESTERN CAROLINA *	W	85	73	T. SLAWSON-21	T. SLAWSON-7	CARR-20	TRIMIER-6
J14	APPALACHIAN STATE *	W	54	53	T. SLAWSON-15	T. SLAWSON-7	CARR-16	CARR, PAYTON-10
J16	DAVIDSON *	W	77	72	NESBIT-21	CARTWRIGHT-7	HAYNES-20	CARROLL, ROWAN-6
J19	at Furman *	L	55	82	Nesbit-14	Cartwright-8	White-19	Moore-11
J21	CHATTANOOGA *	W	52	51	CARTWRIGHT-21	CARTWRIGHT-9	BROOKS, JONES, SMITH-9	SMITH-5
J23	at Western Carolina *	L	60	79	Moore-14	Moore-13	Trimier-21	Trimier-18
J26	at Marshall *	L	59	68	Nesbit-20	T. Slawson-8	Campbell-22	Labanowski-15
J28	at VMI *	L	71	72	Nesbit-14	Cartwright-6	Kolesar-17	Hinshelwood-6
J30	EAST TENNESSEE STATE *	L	52	54	T. SLAWSON-16	T. SLAWSON-12	REID, MIKELL-15	PLACE-7
F1	vs. #11 North Carolina &	L	40	51	Moore-10	T. Slawson-12	Wood-14	Wood-5
F2	vs. NC State &	L	35	57	Cartwright-11	Moore-3	Austin-14	Austin-5
F4	COASTAL CAROLINA	W	90	70	HUGULEY-18	T. SLAWSON-9	THORBES-18	STRINGFELLOW, THORBES-6
F6	vs. Davidson #*	W	98	88	Huguley-22	T. Slawson-6	DiBenedetto-25	Tribus-6
F9	at Appalachian State *	L	57	73	T. Slawson-15	T. Slawson-6	Payton-16	Payton-6
F11	at East Tennessee State *	L	49	58	Paone-11	T. Slawson-8	Reid, Mikell-15	Place-12
F13	CHARLESTON SOUTHERN	W	62	52	NESBIT-14	CARTWRIGHT-12	TENNILLE-16	DUNCAN-8
F16	VMI *	W	79	77	T. SLAWSON-20	T. SLAWSON-12	KOLESAR-23	GOODE-6
F18	MARSHALL *	L	74	78	T. SLAWSON-22	T. SLAWSON-9	CAMPBELL-27	LABANOWSKI, WASHINGTON-8
F23	at Marshall ^	L	66	100	Nesbit-19	Cartwright-6	Labanowski, Washington-16	Washington-11

\* - Indicates Southern Conference Game  
 & - Indicates North-South Doubleheader (Charlotte, N.C.)  
 # - Indicates Game played in Charlotte, N.C.  
 ^ - Indicates Southern Conference Tournament (Huntington, W.Va.)

## 1980-81

Head Coach.....	Les Robinson
Captains .....	Wade Moore / Ed Cornwell
Overall Record.....	9-17
Southern Conference Record.....	2-14 (9th)
Home Record .....	7-7
Away Record .....	1-10
Neutral Record .....	1-0

Date	Opponent	Result	CIT	OPP	Citadel High Scorer	Citadel High Rebounder	Opponent High Scorer	Opponent High Rebounder
D1	PIEDMONT	W	56	45	HUGULEY-20	HOLLAND-11	STEVENS-13	STEVENS-14
D3	BETHUNE-COOKMAN	W	67	57	HOLLAND-18	HOLLAND-11	MCCLAIREN-11	MCCLAIREN, SMITH-6
D6	USC UPSTATE	W	75	70	HUGULEY-28	DE LAS POZAS-7	W. GIBSON-16	ANDERSON-8
D13	COASTAL CAROLINA	W	71	66	HUGULEY-15	HOLLAND-12	HOPKINS-20	GAGUM-13
D19	at South Carolina &	L	81	83	3 OT	Moore-25	Fredrick-25	Foster-14
D20	vs. South Carolina State &	W	66	65	Holland-21	Holland-7	Robinson-25	Grice-14
J6	at Chattanooga *	L	64	65	Toney-14	Toney-8	White-14	Jones, Smith, White-6
J7	at Furman *	L	65	75	Huguley-12	Toney-6	Daniel-34	Singleton-12
J12	VMI *	L	49	58	HOLLAND-17	TONNEY-10	GOODE-20	JOHNSON-6
J14	at #19 Clemson	L	58	82	Moore-14	Toney-6	Gilliam-20	Nance-13
J17	WESTERN CAROLINA *	W	61	59	GILBERT, HUGULEY, MOORE-12	MOORE-8	CALDWELL-15	SIMMONS-12
J19	CHATTANOOGA *	L	76	85	GILBERT, TONEY-18	TONNEY-10	SMITH-23	SMITH-8
J22	at Wofford	W	65	64	Gilbert-17	Gilbert, Toney-8	Blair-21	Blair-7
J24	at East Tennessee State *	L	66	91	de las Pozas-14	Toney-7	Reid-17	Mikell, C. Smith, Underwood-7
J26	FURMAN *	L	65	67	DE LAS POZAS-16	TONNEY-11	DANIEL-28	DREDGER-10
J28	DAVIDSON *	W	72	58	GILBERT-18	TONNEY-12	HAYNES-19	HALL-11
J31	at Marshall *	L	60	76	Holland-20	Gilbert, Moore-6	Washington-18	Watson-8
F2	at VMI *	L	62	65	Huguley-18	Moore-8	Goode-18	Goode-10
F4	PRESBYTERIAN	W	75	65	HOLLAND-25	TONNEY-11	PERKINS-16	PERKINS-10
F7	at Appalachian State *	L	41	48	Huguley-15	Gilbert-7	Fitch-15	Payton-10
F14	APPALACHIAN STATE *	L	54	66	TUCKER-10	GILBERT-7	PAYTON-18	PAYTON-9
F16	EAST TENNESSEE STATE *	L	66	70	DE LAS POZAS-18	MOORE-9	MIKELL-18	MIKELL, UNDERWOOD-5
F18	at Davidson *	L	61	63	de las Pozas-14	Moore-5	Gullickson-17	DiBenedetto-9
F21	at Western Carolina *	L	62	70	Toney-18	Four tied with five	Carr-22	Simmons-6
F23	MARSHALL *	L	79	87	DE LAS POZAS-22	TONNEY-9	EVANS-36	WASHINGTON-17
F25	CHARLESTON SOUTHERN	L	62	67	CORNWELL-13	HOLLAND-11	TALLEY-14	TALLEY-13

\* - Indicates Southern Conference Game  
 & - Indicates Palmetto Classic (Columbia, S.C.)



# SEASON-BY-SEASON RESULTS

## 1981-82

Head Coach.....	Les Robinson
Captains .....	Wells Holland / Terry Tucker / Chris Shaffrey
Overall Record.....	14-14
Southern Conference Record.....	7-9 (6th)
Home Record .....	10-3
Away Record .....	3-7
Neutral Record .....	1-4

Date	Opponent	Result	CIT	OPP.	Citadel High Scorer	Citadel High Rebounder	Opponent High Scorer	Opponent High Rebounder
N30	PIEDMONT	W	66	54	HOLLAND-16	HOLLAND-7	BENNETT-19	BENNETT-9
D5	NEWBERRY	W	101	88	GILBERT-17	TONY-13	WALLACE-22	WALLACE-3
D7	PRESBYTERIAN	W	68	50	HUGULEY-12	TONY-6	NUNNERY, SMITH-8	SMITH-5
D11	vs. Davidson &*	L	55	63	Huguley-14	Holland-7	Wilson-14	Wilson-10
D12	vs. Holy Cross &	W	89	80	Gilbert-19	Gilbert-9	Greaney-25	Logan-9
D19	DAVIDSON *	W	49	47	STERLING-11	TONY-6	WILSON-14	WILSON-5
J6	at Georgia State	W	70	62	Gilbert-15	Holland, Toney-7	Webb-16	Webb-5
J9	at Chattanooga *	L	72	79	Gilbert-19	Gilbert-10	Morken-20	Schoene-10
J11	APPALACHIAN STATE *	W	83	64	GILBERT-19	GILBERT-5	FITCH-18	PEYTON-7
J13	EAST TENNESSEE STATE *	W	64	52	GILBERT-16	HOLLAND-7	REID-15	MOTLEY-6
J16	at Marshall *	L	61	74	Gilbert-14	Toney-10	Jones-17	Wade-9
J18	at VMI *	W	72	61	Huguley-14	Huguley-11	Vest-21	Vest-10
J21	FURMAN *	W	69	66	HUGULEY-18	GILBERT-5	DANIEL, SINGLETON-16	HANKS, SINGLETON-5
J23	at East Tennessee State *	L	81	89	Gilbert-21	Sterling-8	Reid-22	Reid-10
J25	CHATTANOOGA *	L	65	83	GILBERT-22	TONY-5	SCHOENE-20	STRICKLAND-5
J29	WESTERN CAROLINA *	L	53	58	DE LAS POZAS-16	TONY-6	DENNIS-19	MACFARLANE-3
J30	CLEMSON	L	56	88	STERLING, TONEY-8	GILBERT, TRUESDALE-3	WYATT-16	WYATT-9
F1	MARSHALL *	W	77	62	DE LAS POZAS-27	HOLLAND-7	EVANS-16	EVANS, JONES-2
F5	vs. #17 NC State #	L	44	54	de las Pozas-16	de las Pozas, Toney-4	Lowe-16	McQueen-5
F6	vs. #2 North Carolina #	L	46	67	de las Pozas-12	Holland-5	Perkins-18	Jordan, Perkins-5
F13	at Appalachian State *	L	46	65	Gilbert-12	Brown-5	Fitch-15	Gant-7
F15	VMI *	W	91	74	GILBERT-26	GILBERT-5	VEST-29	FOUR TIED WITH THREE
F17	USC AIKEN	W	107	105	TONY-26	TONY-13	TRICK-27	DALLAS-8
F20	at Furman *	L	64	84	de las Pozas, Holland-15	Holland-6	Singleton-16	Thomas-4
F22	at Western Carolina *	L	75	83	de las Pozas-19	Toney-5	Dennis-22	Trimier-5
F24	at South Carolina	L	57	62	de las Pozas-19	Toney-6	Peacock-15	Foster-8
F27	at Western Carolina %	W	66	62	OT	Holland-7	Cerr-18	Trimier-10
F28	vs. Davidson ^	L	54	57	de las Pozas-14	Holland-7	Tribus-18	Hall-8

\* - Indicates Southern Conference Game  
 & - Indicates First Union Invitational (Charlotte, N.C.)  
 # - Indicates North-South Doubleheader (Charlotte, N.C.)  
 % - Indicates Southern Conference Tournament Quarterfinals (Cullowhee, N.C.)  
 ^ - Indicates Southern Conference Tournament Semifinals (Charleston, W.Va.)

## 1982-83

Head Coach.....	Les Robinson
Overall Record.....	12-16
Southern Conference Record.....	7-9 (6th)
Home Record .....	9-5
Away Record .....	2-8
Neutral Record .....	1-3

Date	Opponent	Result	CIT	OPP.	Citadel High Scorer	Citadel High Rebounder	Opponent High Scorer	Opponent High Rebounder
N29	PIEDMONT	W	82	59	DE LAS POZAS-18	STERLING-15	WOOD-28	WEBER-6
D1	at Appalachian State *	W	60	55	de las Pozas-22	Gilbert-9	Davis-12	Roberts-7
D4	at College of Charleston	L	50	63	de las Pozas-21	Sterling-7	Yetman-18	Carroll-9
D6	at Clemson	L	56	63	Gilbert-19	Toney-9	Campbell-15	Gilliam-6
D8	PRESBYTERIAN	W	80	74	BROWN-22	BROWN-12	BEHRENS-14	CONNER, HOWELL-5
D18	DAVIDSON *	L	66	77	MATTHEWS-17	FOUR TIED WITH FIVE	TRIBUS-24	ROWAN-10
D20	RIDER	L	59	64	OT	DE LAS POZAS-17	LEE-13	THOMAS-13
J8	vs. Campbell #	W	68	50	de las Pozas-17	Sterling-9	Smith-18	Cannady-6
J10	at East Tennessee State *	L	54	57	de las Pozas-13	Sterling-12	Reese-16	King-12
J12	SOUTH CAROLINA	L	56	60	TRUESDALE-16	TRUESDALE-11	FOSTER-11	FOSTER-11
J15	MARSHALL *	L	70	71	DE LAS POZAS-18	STERLING-9	JONES-19	JONES-10
J17	VMI *	W	57	50	TRUESDALE-19	TRUESDALE-13	SAWYER-23	SAWYER-8
J19	CHATTANOOGA *	L	57	58	DE LAS POZAS-22	TONY-9	WILKINS-26	WHITE-8
J22	FURMAN *	W	60	49	DE LAS POZAS, GILBERT-17	GILBERT-17	CONRADY-11	SINGLETON-5
J26	at Davidson *	L	52	57	de las Pozas-17	Truesdale-6	K. Wilson-18	Tribus-12
J29	APPALACHIAN STATE *	W	90	72	TONY-19	TRUESDALE-4	LAWRENCE-19	ROBERTS-12
J31	EAST TENNESSEE STATE *	W	79	64	TRUESDALE-26	STERLING-9	MOTLEY-18	KING-9
F4	vs. #1 North Carolina &	L	36	81	de las Pozas-9	Toney, Truesdale-7	Perkins-8	Perkins-8
F5	vs. NC State &	L	47	57	Truesdale-21	Toney-8	Myers-18	McQueen-9
F10	GEORGIA STATE	W	79	63	TRUESDALE-22	BROWN, TRUESDALE-9	BROWN-19	BROWN-12
F12	at Western Carolina *	L	76	87	de las Pozas-24	Sterling, Gilbert, Toney-5	Trimier-22	Trimier-10
F14	at Chattanooga *	L	68	85	de las Pozas-21	Toney-8	White-18	Oden-9
F17	WESTERN CAROLINA *	W	83	80	OT	DE LAS POZAS-30	LYTLE-29	LYTLE, TRIMIER-5
F19	at Furman *	W	76	68	de las Pozas-21	de las Pozas-21	Singleton-34	Singleton-11
F22	COLLEGE OF CHARLESTON	W	66	52	DE LAS POZAS-18	TONY-8	COLEMAN-14	CARROLL, MACK-9
F24	at Marshall *	L	61	69	Truesdale-21	Toney, Truesdale-11	Henry, Wade-14	Evans-13
F26	at VMI *	L	63	65	de las Pozas, Toney-13	Sterling-9	Sawyer-20	Herdon-14
M10	vs. East Tennessee State ^	L	65	75	de las Pozas-29	Truesdale-19	King-21	King-19

\* - Indicates Southern Conference Game  
 # - Indicates Game Played at Winthrop (Rock Hill, S.C.)  
 & - Indicates North-South Doubleheader (Charlotte, N.C.)  
 ^ - Indicates Southern Conference First Round (Charleston, W.Va.)

# SEASON-BY-SEASON RESULTS



## 1983-84

Head Coach.....	Les Robinson
Captain.....	John Sterling
Overall Record.....	14-14
Southern Conference Record.....	8-8 (5th)
Home Record.....	12-1
Away Record.....	2-9
Neutral Record.....	0-4

Date	Opponent	Result	CIT	OPP.	Citadel High Scorer	Citadel High Rebounder	Opponent High Scorer	Opponent High Rebounder
N28	PIEDMONT	W	105	54	TRUESDALE-20	BURGESS-7	HINTON-14	HINTON-10
D3	CHARLESTON SOUTHERN	W	72	61	MATTHEWS-19	TRUESDALE, ELMORE-6	BEASLEY, LARA-12	WAGONER-7
D7	CHATTANOOGA *	L	67	79	TRUESDALE-26	TRUESDALE-16	WHITE-33	WHITE-9
D10	at Clemson	L	70	92	Sheppard-14	Brown, Elmore, Sterling-6	Jarman-22	Hamilton-6
D17	DAVIDSON *	W	69	63	TRUESDALE-24	TRUESDALE-14	WILSON-16	WILSON-12
D18	at South Carolina	L	64	85	Truesdale-20	Truesdale-9	M. Foster-17	J. Foster-11
J5	vs. Francis Marion #	L	64	78	Sheppard-14	Sterling, Truesdale-7	Lattimore-31	Marini-4
J7	at Georgia State	W	72	67	Truesdale-16	Sterling, Truesdale-8	Graham, Holmes-19	Holmes-8
J9	MARSHALL *	W	84	76	TRUESDALE-41	TRUESDALE-9	ERVIN-26	ERVIN-9
J12	COLLEGE OF CHARLESTON	W	71	62	TRUESDALE-28	TRUESDALE-12	SABBS-21	BOSCH-7
J14	at East Tennessee State *	W	75	62	Truesdale-26	Truesdale-16	Reese-12	Reese-9
J16	at Western Carolina *	L	72	84	Truesdale-22	Truesdale-8	Sterling-8	Lytle-7
J19	FURMAN *	W	89	83	TRUESDALE-38	TRUESDALE-10	SINGLETON-35	SINGLETON-9
J21	at Appalachian State *	L	60	66	Sheppard-11	Truesdale-9	Clyburn-19	Roberts-11
J23	at Davidson *	L	60	62	Truesdale-21	Sterling, Truesdale-7	Wilson-20	Wilson-10
J25	at Furman *	L	70	96	Elmore-19	Truesdale-5	Singleton-24	Singleton-11
J28	APPALACHIAN STATE *	W	83	69	TRUESDALE-21	TRUESDALE-8	ROBERTS-15	ROBERTS-11
F3	vs. NC State &	L	49	50	Truesdale-25	Truesdale-9	Gannon, Myers-10	McQueen-13
F4	vs. #1 North Carolina &	L	60	76	Truesdale-26	Truesdale-12	Jordan-24	Daugherty-9
F8	VMI *	W	65	61	ELMORE-20	ELMORE-9	ELMORE-22	CURRENT-6
F11	EAST TENNESSEE STATE *	W	76	72	TRUESDALE-31	TRUESDALE-8	TANDY-23	HILDEBRAND-7
F13	at Chattanooga *	L	83	85	Truesdale-33	Truesdale-33	Strickland-26	Strickland-13
F16	NEWBERRY	W	108	77	MATTHEWS-18	BROWN-6	O'NEAL-19	RAWLINGS-8
F18	at Marshall *	L	71	85	Truesdale-21	Truesdale-9	Evans-27	Eppes-8
F20	at VMI *	L	62	64	Tharpe-14	Sterling-7	Elmore-28	Sawyer-11
F23	SOUTH CAROLINA STATE	W	91	78	TRUESDALE-29	STERLING-9	MILLER-23	GILES, HAYNES-6
F25	WESTERN CAROLINA *	W	106	101	TRUESDALE-32	TRUESDALE-6	LYTLE-23	TIPTON-8
M2	vs. Appalachian State ^	L	77	82	Sheppard-16	Sheppard-8	Clyburn-24	Roberts-9

\* - Indicates Southern Conference Game  
 # - Indicates Game played at Winthrop (Rock Hill, S.C.)  
 & - Indicates North-South Doubleheader (Charlotte, N.C.)  
 ^ - Indicates Southern Conference Tournament First Round (Asheville, N.C.)

## 1984-85

Head Coach.....	Les Robinson
Captains.....	Regan Truesdale / Shawn Brown / Dan Matthews / Al Sheppard
Overall Record.....	18-11
Southern Conference Record.....	11-5 (3rd)
Home Record.....	14-0
Away Record.....	4-8
Neutral Record.....	0-3

Date	Opponent	Result	CIT	OPP.	Citadel High Scorer	Citadel High Rebounder	Opponent High Scorer	Opponent High Rebounder
N24	UNIVERSITY OF THE SOUTH	W	96	61	TRUESDALE-21	TRUESDALE-9	STARTZ-16	STARTZ-5
N26	COKER	W	112	85	TRUESDALE-22	TRUESDALE-13	ROBINSON-34	SEIY-7
N28	at Charleston Southern	W	78	61	Truesdale-28	Truesdale-10	Hinson-17	Hinson-14
D1	GEORGIA STATE	W	93	72	TRUESDALE-20	TRUESDALE-12	C. JACKSON-24	ESTES-7
D3	at South Carolina	L	82	94	Truesdale-22	Truesdale-18	Moye-20	Brittain-13
D8	CHARLESTON SOUTHERN	W	62	53	TRUESDALE-20	HARTWELL-7	CROOMS, INNOCENT, OLIVER-10	WAGONER-9
D15	at College of Charleston	L	61	70	Truesdale-16	Truesdale-13	Nierstedt-25	Grace-11
D28	at Southern California &	L	62	95	Truesdale-23	Hartwell-7	Holmes-28	Dowell-10
D29	vs. Alabama-Birmingham &	L	64	79	Truesdale-23	Truesdale-8	Mitchell-24	Mincy-9
J3	ERSKINE	W	93	81	TRUESDALE-29	TRUESDALE-9	SMITH-28	NEALY-7
J5	at Furman *	W	83	76	Truesdale-18	Truesdale-10	Gilliard-26	Gilliard-9
J12	at East Tennessee State *	L	90	94	OT	Truesdale-20	Cannady-23	Cannady-14
J14	FURMAN *	W	73	65	BARDO-20	BURGESS-8	SIMS-16	GILLIARD-6
J17	at Chattanooga *	L	82	91	Truesdale-24	Truesdale-7	Wilkins-22	Morgan-8
J19	APPALACHIAN STATE *	W	84	77	TRUESDALE-28	TRUESDALE-7	DOLAN-19	DOLAN-10
J24	EAST TENNESSEE STATE *	W	79	67	TRUESDALE-20	HARTWELL, TRUESDALE-6	STALLINGS-13	WATKINS-9
J26	at Davidson *	L	92	102	Truesdale-29	Truesdale-6	Rucker-31	Born-9
J30	MARSHALL *	W	92	87	OT	TRUESDALE-22	HARTWELL-9	GUTHRIE-8
F1	vs. #13 North Carolina #	L	62	83	Truesdale-24	Truesdale-12	Daugherty-18	Daugherty-12
F4	CHATTANOOGA *	W	71	63	TRUESDALE-25	BURGESS, TRUESDALE-7	WILKINS-20	DEAL-13
F7	at Western Carolina *	W	73	70	Truesdale-20	Burgess-10	Lytle-24	Gault-10
F9	at Marshall *	L	65	75	Mathews-14	Brown, Truesdale-7	Henderson-26	Guthrie-8
F12	VMI *	W	64	61	BURGESS-14	BROWN-11	ELMORE, WINS-18	HERNDON-16
F16	WESTERN CAROLINA *	W	91	85	TRUESDALE-32	BURGESS-5	LYTLE-29	BRUNSON, GAULT, LYTLE-7
F18	DAVIDSON *	W	82	79	OT	THARPE-20	BURGESS-10	TANNER-7
F23	at Appalachian State *	L	56	57	Mathews-13	Brown, Burgess, Hartwell-3	Davis-19	Carlton-9
F25	at VMI *	W	69	53	Truesdale-25	Brown, Truesdale-8	Wins-16	Sawyer-10
M1	APPALACHIAN STATE %	W	68	62	TRUESDALE-32	TRUESDALE-13	FIORINI-19	ROBINSON-5
M2	vs. Marshall ^	L	68	79	Truesdale-23	Burgess-12	Battle-18	Eppes-9

\* - Indicates Southern Conference Game  
 & - Indicates Trojan Classic (Los Angeles, Calif.)  
 # - Indicates Game played at Charlotte Coliseum (Charlotte, N.C.)  
 % - Indicates Southern Conference Tournament First Round (Charleston, S.C.)  
 ^ - Indicates Southern Conference Tournament (Asheville, N.C.)



# SEASON-BY-SEASON RESULTS

## 1985-86

Head Coach.....	Randy Nesbit
Captain.....	Jimmy Tharpe
Overall Record.....	10-18
Southern Conference Record.....	5-11 (7th)
Home Record.....	9-7
Away Record.....	1-9
Neutral Record.....	0-2

Date	Opponent	Result	CIT	OPP	Citadel High Scorer	Citadel High Rebounder	Opponent High Scorer	Opponent High Rebounder
N22	at Miami (Fla.)	L	77	85	Hartwell-19	Hartwell-11	Presto-22	Brown-11
N25	COLLEGE OF CHARLESTON	L	57	63	BARDO-19	HARTWELL-7	GRACE-22	BOSCH, GRACE, NIERSTEDT-6
D2	PIEDMONT	W	92	66	THARPE-13	BURGESS, THARPE-7	HEARD-21	HEARD-11
D5	MORGAN STATE	W	84	73	BURGESS-16	BURGESS-9	BROWN-23	LIVERPOOL-11
D9	COKER	W	111	93	BARDO-19	HILL-12	MANLEY-23	MANLEY-11
D14	CHARLESTON SOUTHERN	W	78	68	BARDO-26	HARTWELL-7	HINSON-25	S. WILLIAMS-9
D22	vs. #1 North Carolina #	L	51	104	Bardo-10	Hill-7	K. Smith-16	Daugherty-11
J6	at Charleston Southern	L	65	95	Hill-18	Hill-11	Innocent-20	Innocent-8
J9	at Davidson *	L	76	82	Burgess-25	Burgess, Hartwell-6	Tanner-17	Tanner-7
J13	FRANCIS MARION	L	76	83	BARDO-18	BURGESS, HARTWELL-10	CALLAWAY-32	MAZZELLA-9
J16	CHATTANOOGA *	L	71	96	BARDO-16	BURGESS-7	JETER-18	HUNTER-7
J18	at Marshall *	L	70	90	Bardo-26	Bardo-7	Henderson-22	Holden-22
J20	at VMI *	L	64	66	Hill-17	Tharpe-7	Elmore-29	Gardner-10
J23	FURMAN *	W	76	72	BURGESS-26	HILL-13	REID-19	CASTILE-8
J25	DAVIDSON *	W	64	61	HILL-18	HILL-8	BORN-20	BORN-5
J27	at East Tennessee State *	L	70	74	Hill-23	Hill-6	Cannady-23	Cannady-9
J29	at Furman *	L	69	74	Bardo-24	Hill-6	Reid-25	Castile, Reid-6
F1	at Appalachian State *	L	55	65	Bardo-21	Hill-9	Davis-22	Carlton-10
F3	WESTERN CAROLINA *	W	69	68	BARDO-20	HILL-7	GASQUE-21	WALKER-8
F5	SOUTH CAROLINA	L	70	80	BRYANT-22	BURGESS-10	FOSTER-25	MOYE, MARTIN-6
F8	VMI *	L	76	83	HILL-19	BURGESS-8	MCDONALD-24	CURRENT-9
F10	MARSHALL *	L	78	85	BARDO-25	BURGESS-10	HENDERSON-26	HOLDEN-10
F15	EAST TENNESSEE STATE *	W	98	90	BARDO-27	BURGESS-10	STALLINGS-35	CANNADY, MANUEL, SHIRLEY-5
F17	APPALACHIAN STATE *	L	66	67	BURGESS-23	BURGESS-14	ROBINSON-22	DOLAN-7
F20	CENTRAL FLORIDA	W	72	66	BRYANT-22	BURGESS, HARGETTE, HILL-5	MARINI, WALLEN-18	MARINI-12
F22	at Western Carolina *	L	71	72	Bardo-19	Tharpe-7	Waddy-24	Gasque-8
F24	at Chattanooga *	W	82	75	Bardo-24	Hill-8	Jeter-25	Hunter, Ivery-7
F28	vs. Chattanooga ^	L	66	69	Hill-22	Hill-8	Jeter-18	Gibson-6

\* - Indicates Southern Conference Game  
 # - Indicates Game Played at Charlotte Coliseum (Charlotte, N.C.)  
 ^ - Indicates Southern Conference Tournament (Asheville, N.C.)

## 1986-87

Head Coach.....	Randy Nesbit
Captains.....	Craig Bardo / Craig Burgess / John Hartwell
Overall Record.....	13-15
Southern Conference Record.....	6-10 (5th)
Home Record.....	8-5
Away Record.....	5-9
Neutral Record.....	0-1

Date	Opponent	Result	CIT	OPP	Citadel High Scorer	Citadel High Rebounder	Opponent High Scorer	Opponent High Rebounder
N29	at South Alabama	W	84	76	Burgess-24	Burgess-10	Lewis-19	Kortokrax-8
D1	COKER	W	92	57	BARDO-16	BRYANT-12	MANNING-17	MANNING-12
D4	at Army	W	69	65	Burgess-21	Bardo-7	Houston-36	Mattson, Whipp-7
D5	at Hartford	L	66	74	Burgess-22	Hill-7	Moye-19	McCroly-8
D8	UMBC	W	64	61	BURGESS-17	HILL-7	FAUST-18	FAUST-8
D10	at South Carolina	L	64	75	Bardo-22	Burgess-7	Foster-28	Martin-12
D13	BENEDICT	W	113	80	BRYANT-19	BURGESS-12	ADAMS-20	SCOTT-7
D22	at #13 Kansas	L	71	74	Bryant-20	Hill-8	Manning-24	Piper-9
J5	at Chattanooga *	L	60	72	Burgess-25	Burgess-10	Fulse-24	Lyons-9
J10	DAVIDSON *	L	71	79	BURGESS-15	BURGESS-8	RUCKER-35	HIMES-6
J13	at College of Charleston	L	81	96	Bardo-32	Burgess-11	Johnson-30	Johnson-8
J17	MARSHALL *	L	69	72	HARTWELL-15	BURGESS-11	CURRY-21	HOLDEN-7
J19	VMI *	W	82	78	BURGESS-27	HILL-9	ELMORE-31	GARDNER-10
J22	FURMAN *	L	77	93	BURGESS-23	BURGESS-8	CASTILE-15	CHURCHHILL-7
J24	at Davidson *	L	68	86	Burgess-18	Bardo-5	Heineman-25	Tanner-7
J26	EAST TENNESSEE STATE *	W	90	80	BURGESS-18	BURGESS-10	AUSTIN-18	WEBSTER-11
J31	APPALACHIAN STATE *	L	69	72	HILL-15	STEVENS-8	HOLMAN-18	HOLMAN-10
F2	at Western Carolina *	W	95	78	Bardo-23	Hill-8	Hill-17	Gault-10
F5	UNC ASHEVILLE	W	71	65	CONROY-18	HILL-10	MOORE-27	MOORE-9
F7	at VMI *	L	62	68	Bryant-19	Hill-7	Elmore-33	Current-10
F9	at Marshall *	L	92	96	Bryant, Burgess-22	Hill-6	Henderson-29	Bryson, Holden-7
F12	BARBER-SCOTIA	W	94	69	STEVENS-18	BURGESS-10	MITCHELL-31	TULLIS-6
F14	at East Tennessee State *	W	86	72	Bardo-26	Burgess-12	Vaught-21	Larkey-13
F16	at Appalachian State *	W	70	66	Burgess-21	Hill-13	Person-11	Miller-7
F19	at Furman *	L	69	80	OT	Conroy-18	Burgess-12	Moore-12
F21	WESTERN CAROLINA *	L	70	75	BARDO-15	BURGESS-7	HILL, SHOWERS-16	GAULT-9
F23	CHATTANOOGA *	W	86	71	BURGESS-26	BURGESS-10	LYONS-17	HUNTER-5
F27	vs. Furman ^	L	78	85	Burgess-29	Burgess-11	Brown, Reid-20	Castile-7

\* - Indicates Southern Conference Game  
 ^ - Indicates Southern Conference Tournament (Asheville, N.C.)

# SEASON-BY-SEASON RESULTS



## 1987-88

Head Coach.....	Randy Nesbit
Captain.....	Kent Hill
Overall Record.....	8-20
Southern Conference Record.....	5-11 (9th)
Home Record.....	6-6
Away Record.....	1-12
Neutral Record.....	1-2

Date	Opponent	Result	CIT	OPP	Citadel High Scorer	Citadel High Rebounder	Opponent High Scorer	Opponent High Rebounder
N27	vs. Rhode Island &	L	85	113	Campbell-15	Dalley, Stevens-5	Owens-33	Sina-9
N28	vs. Columbia &	W	70	56	Bryant-13	Stevens-17	Chiles-10	Chiles-10
D2	at UNC Asheville	L	72	85	Nesbit-22	Hill-7	Chatman-24	Chatman-13
D5	ARMY %	L	64	69	<b>BRYANT, HILL-16</b>	<b>HILL-8</b>	<b>MATTSON-14</b>	<b>MATTSON-7</b>
D12	ECKERD %	W	80	65	<b>BRYANT-20</b>	<b>HILL, STEVENS-9</b>	<b>DIGGS-13</b>	<b>FORD, PERRY-8</b>
D17	at #4 North Carolina	L	74	98	Hill-21	Dalley-7	Reid-21	Bucknall-8
J4	at Navy	L	67	79	Conroy-17	Hill-9	Rees-23	Nordmann-11
J7	at Furman *	L	84	91	Bryant-6	Stevens-12	Castile-7	Castile-7
J9	DAVIDSON %*	L	80	85	<b>HILL-19</b>	<b>HILL, STEVENS-10</b>	<b>RUCKER-37</b>	<b>HIMES-10</b>
J13	COLLEGE OF CHARLESTON %	L	58	84	<b>HILL-13</b>	<b>HILL-12</b>	<b>CHAMPION-22</b>	<b>PEARSON, WILLIAMS-6</b>
J16	NEWBERRY %	W	78	66	<b>STEVENS-14</b>	<b>STEVENS-10</b>	<b>FRAZIER-24</b>	<b>FRAZIER-11</b>
J18	COKER %	L	51	54	<b>DALLEY-12</b>	<b>CAMPBELL, HILL-7</b>	<b>MANLEY, WOOLFOLK-14</b>	<b>MANNING-6</b>
J21	CHATTANOOGA #*	L	63	77	<b>BRYANT-18</b>	<b>STEVENS-9</b>	<b>FULSE-17</b>	<b>CHANDLER-9</b>
J23	at Marshall *	L	67	87	Bryant-20	Campbell-5	Henderson-24	Holden-14
J25	at VMI *	L	63	77	Bryant, Hill-12	Hill-10	D. Williams-24	Craft, Gardner, R. Williams-5
J30	at Davidson *	L	67	79	Bryant-19	Campbell-5	Rucker-24	Himes-11
F1	at East Tennessee State *	L	90	97	Hill-23	Hill-12	Keller-31	Dennis-8
F6	at Appalachian State *	L	72	89	Hill-19	Hill-6	Phillips-22	Holmes-8
F8	WESTERN CAROLINA %*	W	67	64	<b>BRYANT-24</b>	<b>STEVENS-9</b>	<b>HUTCHINSON-21</b>	<b>GOETTIE-9</b>
F10	FURMAN %*	L	68	81	<b>HILL-15</b>	<b>STEVENS-7</b>	<b>REID-29</b>	<b>CASTILE-10</b>
F13	VMI %*	W	64	59	<b>HILL-16</b>	<b>HILL, STEVENS-9</b>	<b>CRAFT-15</b>	<b>CRAFT, WILLIAMS-7</b>
F15	at Marshall *	L	78	105	Hill-19	Stevens-9	Henderson-29	Bryson-5
F20	at Western Carolina *	L	67	73	Conroy-22	Hill-8	Goettie-25	Hill-7
F22	at Chattanooga *	W	69	88	Bryant, Mosay-14	Hill-14	Fulse-30	Fulse-18
F24	at South Carolina	L	66	88	Nesbit-11	Campbell-8	Martin-18	Martin-9
F27	EAST TENNESSEE STATE #*	W	85	66	<b>HILL-8</b>	<b>CAMPBELL-9</b>	<b>DENNIS-21</b>	<b>DENNIS-12</b>
F29	APPALACHIAN STATE %*	W	73	71	<b>HILL-21</b>	<b>HILL-11</b>	<b>GIBSON-20</b>	<b>GIBSON-10</b>
M4	vs. Marshall ^	L	78	121	Bryant-14	Hill-11	Henderson-55	Holden-13

\* - Indicates Southern Conference Game  
 & - Indicates Investor's Classic (Charlottesville, Va.)  
 % - Indicates Home Game Played at College of Charleston  
 # - Indicates Home Game Played at North Charleston H.S.  
 ^ - Indicates Southern Conference Tournament (Asheville, N.C.)

## 1988-89

Head Coach.....	Randy Nesbit
Captains.....	James Bishop / Leon Bryant / Ed Conroy / James Stevens
Overall Record.....	16-12
Southern Conference Record.....	7-7 (5th)
Home Record.....	9-3
Away Record.....	6-8
Neutral Record.....	1-1

Date	Opponent	Result	CIT	OPP	Citadel High Scorer	Citadel High Rebounder	Opponent High Scorer	Opponent High Rebounder
N26	at #1 Duke	L	52	93	Bryant-16	Elmore-7	Ferry-18	Laettner-7
N28	at Clemson	L	82	96	Conroy-22	Mosay-9	Campbell-26	Pryor-11
D1	UNC ASHEVILLE	W	93	77	<b>ELMORE-21</b>	<b>SMITH-8</b>	<b>KECK-25</b>	<b>PRESTON-6</b>
D4	SAVANNAH STATE	W	100	73	<b>SMITH-24</b>	<b>MOSAY-5</b>	<b>FIELDS, MILLER-16</b>	<b>MILLER-5</b>
D8	ALLEN	W	71	45	<b>ELMORE-25</b>	<b>STEVENS-12</b>	<b>PRICE-13</b>	<b>WORKMAN-9</b>
D19	at San Francisco &	L	80	94	Elmore-14	Dalley, Elmore, Mosay-3	McCathrion-21	McWhorter-7
D20	vs. Indiana State &	W	112	75	Mosay-20	Mosay-6	Inman-32	Inman, Lauritzen-4
J7	at Furman *	W	80	76	Bryant-17	Dalley, Mosay-7	Brown-24	Brooks-7
J9	NAVY	W	71	62	<b>CONROY-21</b>	<b>STEVENS-11</b>	<b>GOTTSCHALK-24</b>	<b>REDDICK-6</b>
J12	at College of Charleston	W	65	58	Elmore-16	Stevens-12	Preston-18	Preston-10
J14	APPALACHIAN STATE *	W	65	62	<b>ELMORE-15</b>	<b>STEVENS-11</b>	<b>PHILLIPS-15</b>	<b>GIBSON-11</b>
J21	at Marshall *	L	53	62	Elmore-17	Elmore-8	Cunningham-14	Strickland-7
J23	at VMI *	W	73	61	Bryant-16	Mosay-12	R. Williams-16	Craft-9
J25	EAST TENNESSEE STATE *	L	70	79	<b>MOSAY-19</b>	<b>ELMORE, STEVENS-6</b>	<b>JENNINGS-19</b>	<b>JENNINGS-9</b>
J28	CHATTANOOGA *	L	67	71	<b>ELMORE-16</b>	<b>STEVENS-9</b>	<b>CHANDLER-22</b>	<b>ROBINSON-14</b>
J30	WESTERN CAROLINA *	W	79	51	<b>ELMORE, MOSAY-16</b>	<b>STEVENS-7</b>	<b>GOETTIE-19</b>	<b>GOETTIE, O'CONNOR-5</b>
F2	at South Carolina State	L	70	84	Elmore-24	Elmore-8	Gilmore, Mack-17	Mack-10
F4	FURMAN *	L	60	61	<b>ELMORE-16</b>	<b>ELMORE-8</b>	<b>BASS, EVANS-14</b>	<b>BROOKS-6</b>
F6	at Liberty	W	81	74	Elmore-37	Stevens-16	Ashton-24	Coleman-6
F8	PIEDMONT	W	105	48	<b>ELMORE-27</b>	<b>OLALERE-11</b>	<b>FRICKS-14</b>	<b>LETT-5</b>
F11	at East Tennessee State *	W	78	75	Elmore-20	Stevens-9	Talford-19	Dennis-9
F13	at Appalachian State *	L	72	86	Elmore-22	Mosay-6	Peel-25	Christian, Gibson-9
F18	VMI *	W	88	79	<b>ELMORE-24</b>	<b>ELMORE-12</b>	<b>R. WILLIAMS-19</b>	<b>CRAFT-10</b>
F20	MARSHALL *	W	100	80	<b>ELMORE-25</b>	<b>DALLEY-11</b>	<b>TAFT-32</b>	<b>TAFT-7</b>
F22	at South Carolina	W	88	87	Bryant-16	Elmore-10	Dozier-25	Breckenridge, Dozier-5
F25	at Western Carolina *	L	61	64	Elmore-18	Mosay-8	Goettie-24	Goettie-10
F27	at Chattanooga *	L	70	79	Bryant-26	Stevens-8	Chandler-19	Robinson-12
M3	vs. East Tennessee State ^	L	89	93	Elmore-31	Elmore-12	Jennings-29	Keller-7

Home games played at Deas Hall  
 \* - Indicates Southern Conference Game  
 & - Indicates Met Life Classic (San Francisco, Calif.)  
 ^ - Indicates Southern Conference Tournament (Asheville, N.C.)



# SEASON-BY-SEASON RESULTS

## 1989-90

Head Coach.....	Randy Nesbit
Captains .....	Patrick Elmore / Ryan Nesbit / Johnny Smith
Overall Record.....	12-16
Southern Conference Record.....	5-9 (6th)
Home Record .....	10-6
Away Record .....	2-9
Neutral Record .....	0-1

Date	Opponent	Result	CIT	OPP.	Citadel High Scorer	Citadel High Rebounder	Opponent High Scorer	Opponent High Rebounder
N28	CLEMSON	L	54	71	ELMORE-12	DALLEY-7	DAVIS-19	DAVIS-12
N30	METHODIST	W	85	71	DALLEY-18	MOSAY-15	MONTFORD-24	MONTFORD, O'MALLEY-7
D2	COKER	W	69	52	ELMORE-16	ELMORE-8	HENRY-17	ALRICH-8
D6	at Coastal Carolina	L	76	78	Dalley-20	Elmore-11	Penny-18	Penny-6
D9	at Dayton	L	76	97	Mosay-21	Dalley-11	Knight-19	Howard-10
D16	BARRY	W	81	63	MOSAY-25	MOSAY-9	LORENZO-15	SCOTT-8
J3	at #13 Duke	L	69	108	Elmore-27	Elmore-6	Henderson-29	Abdelnaby-12
J6	at Furman *	W	90	80	Elmore-26	Elmore-16	Bass-19	Evans-14
J8	LIBERTY	W	82	66	MOSAY-26	DALLEY-15	COLEMAN-24	COLEMAN-9
J11	COLLEGE OF CHARLESTON	L	58	81	NICHOLS-14	DALLEY-7	MCCANTS, PRESTON-24	MCCANTS-8
J13	at Appalachian State *	L	64	101	Elmore-14	Elmore-6	Parker-15	Gibson, Spurlock-7
J15	at East Tennessee State *	L	57	92	Elmore-17	Dalley-8	Three tied with 15	Dennis-12
J20	MARSHALL *	W	64	52	ELMORE-25	HOLSTEIN-8	CUNNINGHAM-24	ROLAND-7
J22	VMI *	W	89	73	ELMORE-33	ELMORE-10	RAMON WILLIAMS-30	CRAFT-8
J27	at Chattanooga *	L	61	82	Elmore-21	Elmore-13	Kirce-23	Francis, Kirce-7
J29	at Western Carolina *	L	62	72	Elmore-25	Elmore-13	Gray-23	Dailey-12
F3	FURMAN *	W	74	70	MOSAY-17	ELMORE-8	WAUGH-21	WAUGH-17
F5	DAVIDSON	W	76	66	ELMORE-36	ELMORE-20	HUNTER-18	MUSCH-10
F7	SOUTH CAROLINA STATE	W	83	77	ELMORE-25	ELMORE-13	WILLIAMS-23	MOORE-9
F10	EAST TENNESSEE STATE *	L	86	87	ELMORE-40	ELMORE-15	DENNIS-24	DENNIS-7
F12	APPALACHIAN STATE *	L	80	88	ELMORE-20	ELMORE-8	GIBSON-21	PARKER-7
F14	SOUTH CAROLINA	L	65	69	ELMORE-20	ELMORE-8	ENGLISH-24	ENGLISH, RHETT-9
F17	at VMI *	L	76	77	Elmore-24	Elmore-15	Williams-23	Craft-7
F19	at Marshall *	L	85	91	Mosay-24	Mosay-9	Taft-39	Sanders-7
F22	at Davidson	W	85	76	Dalley-20	Mosay, Nichols-8	Hunter-29	Musch-12
F24	WESTERN CAROLINA *	W	80	72	ELMORE-27	DALLEY-10	GRAY-21	MILLER-7
F26	CHATTANOOGA *	L	78	81	ELMORE-28	ELMORE-10	KIRCE-32	KIRCE-14
M2	vs. Appalachian State ^	L	71	86	Nichols-17	Nichols-6	Phillips-26	Gibson-10

\* - Indicates Southern Conference Game  
^ - Indicates Southern Conference Tournament (Asheville, N.C.)

## 1990-91

Head Coach.....	Randy Nesbit
Captain .....	Ted Mosay
Overall Record.....	6-22
Southern Conference Record.....	1-13 (8th)
Home Record .....	5-11
Away Record .....	1-10
Neutral Record .....	0-1

Date	Opponent	Result	CIT	OPP.	Citadel High Scorer	Citadel High Rebounder	Opponent High Scorer	Opponent High Rebounder
N24	at Georgia State	L	61	85	Nichols-14	Mosay-7	Collier-15	Collier-13
N26	SAVANNAH STATE	W	79	75	NICHOLS-21	MOSAY-9	FAULKNER-20	DIXON-8
N28	at Clemson	L	77	91	Mosay, Nichols, Wright-18	Harris-6	Davis-23	Davis-10
D1	at College of Charleston	L	65	72	Nichols-22	Holstein-5	Cofer-20	Cofer-10
D3	BENEDICT	W	94	88	NICHOLS-23	MCDOWELL-11	BURROWS-40	BURROWS-7
D6	COASTAL CAROLINA	L	71	79	MOSAY-22	MOSAY-8	DUNKIN-16	PENNY-8
D30	NEBRASKA	L	80	94	HOLSTEIN-21	MOSAY, VAN SCHAARDENBURG-7	PIATKOWSKI-17	FARMER-8
J5	MARSHALL *	L	81	90	MOSAY-21	MOSAY-9	TAFT-29	PHILLIPS-11
J7	VMI *	L	65	77	VAN SCHAARDENBURG-17	VAN SCHAARDENBURG-12	PENN-20	PERRY-6
J12	at Appalachian State *	L	74	84	Mosay-20	Holstein, Mosay-7	Spurlock-26	Powers-6
J14	at #16 East Tennessee State *	L	76	96	Nichols-16	Holstein, Mosay-8	Story-23	English-9
J16	#12 DUKE	L	50	83	MOSAY-19	HOLSTEIN-5	LAETTNER-18	DAVIS-9
J19	at Furman *	L	57	78	Mosay-15	Holstein-6	Bass, Evans-17	Waugh-9
J21	LIBERTY	L	55	57	HOLSTEIN-13	HOLSTEIN-6	COLEMAN, HILDEBRAND-16	NWOSU-11
J23	GEORGIA STATE	W	86	78	HOLSTEIN-18	VAN SCHAARDENBURG-11	LUCKYDO-21	COLEY, COLLIER-10
J26	CHATTANOOGA *	L	59	74	MOSAY-27	MOSAY-6	NELSON-22	NELSON-14
J28	WESTERN CAROLINA *	L	72	74	MOSAY-20	VAN SCHAARDENBURG-11	BOYD-22	DAILEY-9
J31	YOUNGSTOWN STATE	W	102	101	MOSAY-38	MOSAY-12	KEMP-28	KEMP-12
F2	at VMI *	L	67	85	Holstein-18	Holstein-11	Fittz-21	Fittz, Perry-6
F4	at Marshall *	L	78	90	Nichols-34	Nichols-7	Cunningham-30	Taft-7
F7	NEWBERRY	W	92	78	MOSAY-28	HOLSTEIN-13	BELTON-25	CANCER-9
F9	#13 EAST TENNESSEE STATE *	L	69	101	MOSAY-18	MOSAY-7	JENNINGS-24	ENGLISH-9
F11	APPALACHIAN STATE *	L	69	84	MOSAY-25	MOSAY-10	PARKER-24	NEDD-11
F16	FURMAN *	L	81	89	CAMPBELL-21	MOSAY-14	EVANS-25	EVANS-12
F18	at #8 North Carolina	L	50	118	Wright-14	Mosay-5	Davis, Rozier-15	Fox-7
F23	at Chattanooga *	L	71	83	Campbell-14	Holstein-8	Nelson-27	Threats-10
F25	at Western Carolina *	W	89	76	Mosay-29	Mosay-12	Boyd, Rich-17	Dailey-15
M1	vs. #19 East Tennessee State ^	L	70	99	Mosay-19	Mosay-7	Jennings-22	Silvers-8

\* - Indicates Southern Conference Game  
^ - Indicates Southern Conference Tournament (Asheville, N.C.)

# SEASON-BY-SEASON RESULTS



## 1991-92

Head Coach.....	Randy Nesbit
Captains .....	Todd Holstein / Robert Dalley
Overall Record.....	10-18
Southern Conference Record.....	3-11 (8th)
Home Record .....	7-6
Away Record .....	2-11
Neutral Record .....	1-1

Date	Opponent	Result	CIT	OPP.	Citadel High Scorer	Citadel High Rebounder	Opponent High Scorer	Opponent High Rebounder
N22	BARTON	W	77	60	JONES-15	VAN SCHAARDENBURG-8	RHODES-11	SUMPTER-8
N24	at #8 North Carolina	L	58	97	Harris-12	Campbell, Jones-6	Davis-16	Lynch-7
N25	at #22 Wake Forest	L	57	97	Dalley-12	Three tied with three	Rogers-25	Tucker-9
N29	vs. Army &	W	59	53	Campbell-17	Holstein-8	Harrison-14	Ardayfio-11
N30	at Weber State &	L	74	108	Campbell-14	Campbell-9	Hamilton-37	Hamilton-9
D2	at Nebraska	L	61	84	Dalley, Harris-11	Dalley-9	Hayes-15	Piatkowski-11
D5	COLLEGE OF CHARLESTON	L	60	63	DALLEY-19	CAMPBELL-8	COFER-15	BECKETT, MADDEN-7
D9	WINTHROP	W	82	57	HARRIS-13	MCDOWELL-6	PICKARD-18	PICKARD-9
D14	CABRINI	W	69	47	HARRIS-28	DALLEY-10	OWENS-13	SCIOTTA-6
D18	at #20 Alabama	L	67	107	Harris-16	McDowell-8	Perry, Robinson-23	Sprewell-8
J11	APPALACHIAN STATE *	W	80	72	DALLEY-27	DALLEY-7	ROSS-18	SPURLOCK-9
J13	EAST TENNESSEE STATE *	L	60	79	HARRIS, MCDOWELL-19	HARRIS-8	ENGLISH-23	ENGLISH-12
J18	FURMAN *	L	65	85	HARRIS-17	VAN SCHAARDENBURG-8	HENDERSON-26	EVANS, WAUGH-7
J20	BARRY	W	75	72	HARRIS-16	VAN SCHAARDENBURG-6	HICKS-26	LATHAM-17
J25	at Chattanooga *	L	76	93	Dalley-16	McDowell-9	Threats-29	Nelson-8
J27	at Western Carolina *	L	77	88	Harris, Wright-16	Dalley-6	Gaines-26	Williams-17
F1	VMI *	W	66	60	HARRIS-18	DALLEY-9	PENN-21	GOODMAN-8
F3	MARSHALL *	L	67	75	DALLEY-16	HOLSTEIN-10	PHILLIPS-25	GROSS-10
F8	at East Tennessee State *	L	88	107	Harris-16	Three tied with three	Dennis-21	Dudley, Silvers-5
F10	at Appalachian State *	L	65	78	Dalley-18	Dalley-7	Spurlock-19	Spurlock-15
F15	at Furman *	W	85	78	Van Schaardenburg-26	Dalley, Wright-5	Evans-17	Evans-14
F17	at UNC Greensboro	W	73	60	Dalley-21	Dalley-9	Fortney-13	Langley-5
F19	SAMFORD	W	73	67	HARRIS-17	DALLEY-8	SHEAFE-23	FRANKLIN-5
F22	WESTERN CAROLINA *	L	69	89	CAMPBELL, VAN SCHAARDENBURG-11	VAN SCHAARDENBURG-8	VAN SCHAARDENBURG-8	BOYD-37 FORD-10
F24	CHATTANOOGA *	L	80	83	DALLEY-20	NELSON-14	THREATS-21	HOLSTEIN-8
F29	at Marshall *	L	77	82	Phillips-26	Phillips-9	Holstein-20	Gross-10
M2	at VMI *	L	60	64	Dalley-14	Holstein-8	Penn, Preston-21	Petzold, Preston-9
M6	vs. East Tennessee State ^	L	55	89	Harris-15	McDowell-6	English-16	Silvers-12

\* - Indicates Southern Conference Game  
 & - Indicates Weber State Military Classic (Ogden, Utah)  
 ^ - Indicates Southern Conference Tournament (Asheville, N.C.)

## 1992-93

Head Coach.....	Pat Dennis
Overall Record.....	10-17
Southern Conference Record.....	8-10 (6th)
Home Record .....	7-4
Away Record .....	3-12
Neutral Record .....	0-1

Date	Opponent	Result	CIT	OPP.	Citadel High Scorer	Citadel High Rebounder	Opponent High Scorer	Opponent High Rebounder
D2	CHARLESTON SOUTHERN	W	59	54	VAN SCHAARDENBURG-15	VAN SCHAARDENBURG-9	SNEED-28	BREWSTER-9
D5	at William & Mary	L	68	72	Harris-18	Harris-9	Roberts-27	Cauthorn-22
D7	at #25 Nebraska	L	46	86	Wright-12	Van Schaardenburg-7	Boone-15	Badgett-9
D13	at Winthrop	L	70	91	Van Schaardenburg-23	Van Schaardenburg-6	Gay-32	Gay-7
D19	at Clemson	L	54	76	Harris-21	Campbell-7	Gray-22	Hines-9
J2	at Samford	L	67	73	Campbell-16	Van Schaardenburg-8	Smith-20	Three tied with six
J5	GEORGIA SOUTHERN *	L	58	66	HARRIS-17	MCDOWELL-7	YOUNG-23	JOHNSON-10
J9	EAST TENNESSEE STATE *	L	69	85	HARRIS-18	HARRIS-9	PELPHREY-28	PELPHREY-9
J10	APPALACHIAN STATE *	L	53	69	STEVENS-17	JONES-10	ROSS-29	MCCLENDON, NEDD-8
J16	at VMI *	L	74	76	Jones-25	Jones-10	Preston, Prince-17	Preston-9
J17	at Marshall *	L	50	62	Jones-11	Van Schaardenburg-7	Simmons-14	Phillips-7
J20	at Davidson *	L	70	80	Campbell-20	Campbell-9	Musch-20	Musch-9
J23	WESTERN CAROLINA *	W	83	73	VAN SCHAARDENBURG-16	CAMPBELL, MCDOWELL-6	GAINES-25	THOMPSON-6
J24	CHATTANOOGA *	L	62	95	JONES-15	JONES-5	BORN-24	BORN-10
J27	at Furman *	W	63	62	Harris, Jones-14	Jones-7	Edwards-17	Green, Waugh-8
J30	at Georgia Southern *	L	73	81	Campbell, Harris-18	Jones-5	Sinkfield-21	Sinkfield-10
F6	FURMAN *	W	86	78	JONES, WRIGHT-20	JONES-11	HARDER-23	WAUGH-8
F7	DAVIDSON *	W	68	58	VAN SCHAARDENBURG-13	CAMPBELL-11	ZIMMERMAN-15	HEUER-13
F10	UNC GREENSBORO	W	53	47	STEVENS-14	JONES-9	STEWART-11	BELL-7
F13	at Appalachian State *	W	75	71	Campbell-15	Campbell, Van Schaardenburg-9	Ross-27	McLendon-9
F14	at East Tennessee State *	L	54	76	Jones-13	Jones-8	Palmer-23	Jones-8
F20	MARSHALL *	W	68	52	STEVENS-13	CAMPBELL-8	HIGHTOWER-20	HIGHTOWER-6
F21	VMI *	W	69	53	STEVENS-17	STEVENS-6	PRESTON-37	PRESTON-15
F25	at College of Charleston	L	53	55	Campbell-17	Campbell-17	Busby-16	Jackson-6
F27	at Chattanooga *	L	72	95	Campbell-13	Campbell-5	Born, Jackson-16	Woods-6
F28	at Western Carolina *	W	79	70	Wright-21	Campbell-5	Gaines-27	Ford-8
M4	vs. Georgia Southern ^	L	41	72	Campbell-12	Campbell-4	Young-24	Johnson-7

\* - Indicates Southern Conference Game  
 ^ - Indicates Southern Conference Tournament (Asheville, N.C.)



# SEASON-BY-SEASON RESULTS

## 1993-94

Head Coach.....	Pat Dennis
Overall Record.....	11-16
Southern Conference Record.....	6-12 (8th)
Home Record.....	8-6
Away Record.....	3-9
Neutral Record.....	0-1

Date	Opponent	Result	CIT	OPP.	Citadel High Scorer	Citadel High Rebounder	Opponent High Scorer	Opponent High Rebounder
N29	EMORY	W	101	49	STEVENS-14	JONES, MONCRIEF-6	GRAY-11	WAKEMAN-5
D1	at #6 Duke	L	63	78	Jones, Stevens-16	Campbell-10	Lang-18	Lang-12
D4	WILLIAM & MARY	W	78	73	JONES, MCDOWELL, STEVENS-17		PARKER, SMALL-6	SMALL-29 PARKER, SMALL-6
D9	at Charleston Southern	W	85	83	Campbell-30	Campbell-9	McPherson-17	Latson-12
D18	at Clemson	L	64	76	Jones-14	Stevens-6	Wright-18	Wright-13
D29	UNC GREENSBORO	W	63	46	MICHAEL-17	MICHAEL-7	WILLIAMS, WOOLARD-8	CUTHRELL-6
J5	at Georgia Southern *	L	78	81	Jones-24	Jones-7	Gay-28	Brown, Washington-5
J8	at East Tennessee State *	L	54	70	Stevens-11	Michael-6	Floyd-14	Floyd, Herman-5
J10	at Appalachian State *	L	70	81	Jones-20	Jones-9	McClendon-25	McClendon-10
J15	VMI *	W	63	50	STEVENS-22	CAMPBELL-8	SPENCER-15	FAULKNER, GOODMAN-9
J17	MARSHALL *	L	79	83	JONES, STEVENS-17	MCDOWELL-11	GRAY-25	GRAY, RAYMOND-7
J19	DAVIDSON *	W	68	61	MCDOWELL-15	CAMPBELL-8	NARAT-18	NARAT-9
J22	at Western Carolina *	W	71	67	Jones-19	Jones-16	King-27	King-7
J24	at Chattanooga *	L	74	79	Campbell, Wright-16	Michael-13	Copeland-23	Born, Robb-7
J26	FURMAN *	W	65	64	JONES-24	MICHAEL-8	MARSHALL-15	EDWARDS-8
J29	GEORGIA SOUTHERN *	L	62	65	STEVENS-21	JONES-8	EDWARDS-13	THREE TIED WITH FOUR
F1	ERSKINE	W	80	64	MCDOWELL-27	MICHAEL-11	RICE-25	RICE, WILSON-4
F5	at Furman *	L	63	71	Leonard-17	Michael-5	Sexton-19	Harris-11
F7	at Davidson *	L	63	76	Stevens-17	Campbell-10	Narat-21	Narat-11
F10	COLLEGE OF CHARLESTON	L	49	51	STEVENS-19	CAMPBELL-6	BUSBY, WARD-14	WARD-8
F12	APPALACHIAN STATE *	W	78	65	MICHAEL, JONES-20	JONES-13	MCCLENDON-23	MCCLENDON-13
F14	EAST TENNESSEE STATE *	L	70	82	STEVENS-21	MICHAEL-10	JOHNSON-17	PATTERSON-6
F19	at Marshall *	L	64	85	Jones, Campbell-15	Michael-9	Moore-21	Moore-14
F21	at VMI *	W	80	57	Stevens-25	Campbell, Jones-7	Faulkner, Gullette-14	Gullette-9
F26	CHATTANOOGA *	L	65	83	STEVENS-15	MICHAEL-5	COPELAND-23	HANSON-7
F28	WESTERN CAROLINA *	L	51	58	JONES-22	MICHAEL-9	KING-19	HUNTER-11
M3	vs. Furman ^	L	70	75	Jones-27	Michael-10	Harris-23	Harris-9

\* - Southern Conference Game  
^ - Indicates Southern Conference Tournament (Asheville, N.C.)

## 1994-95

Head Coach.....	Pat Dennis
Overall Record.....	11-16
Southern Conference Record.....	6-8 (3rd South)
Home Record.....	7-5
Away Record.....	3-10
Neutral Record.....	1-1

Date	Opponent	Result	CIT	OPP.	Citadel High Scorer	Citadel High Rebounder	Opponent High Scorer	Opponent High Rebounder
N26	NORTH CAROLINA WESLEYAN	W	96	71	CASTILLO, ROBERTS-20	MICHAEL-7	LITTLE-18	LITTLE-6
N29	at William & Mary	W	66	64	Michael-21	Newman-9	Small-21	Cully-12
D3	CHARLESTON SOUTHERN	L	69	84	CASTILLO-16	NEWMAN-7	LARRICK-23	KARTCHNER-9
D6	WINTHROP	L	74	78	NEWMAN-17	NEWMAN-9	BRANHAM-26	STEELE-9
D8	RANDOLPH-MACON	W	85	57	CASTILLO-17	ROBERTS-7	AXE-20	DAVIS, LEWIS-8
D18	at Clemson	L	66	77	Castillo-18	Michael-6	Buckner-23	Buckner-9
D20	at #19 Wake Forest	L	58	81	Michael-17	Michael-9	Duncan-24	Duncan-15
D29	vs. Air Force &	W	65	61	Castillo-17	Michael-9	Jones-29	Barrett-13
D30	at Wichita State &	L	62	64	Gowdon-13	Jenkins, Jones-6	Swanson-15	Arnold, Herra-7
J4	at Charleston Southern	L	53	55	Newman-11	Newman-9	Larrick-16	Latson-10
J9	NEWBERRY	W	85	69	JONES-19	JONES-10	HEMINGWAY-16	HEMINGWAY-8
J14	at Chattanooga *	L	68	105	Castillo-19	Jones-8	Born-26	Born-7
J17	GEORGIA SOUTHERN *	W	71	59	CASTILLO-16	LEORNARD-10	GAY, WINTERS-19	MCKISIC-6
J21	at Appalachian State *	L	57	74	Jones-11	Newman, Jones-8	Hege-20	Livingston-10
J23	at Furman *	L	62	77	Michael-21	Michael-10	Harns, Smith-16	Vincent-9
J28	WESTERN CAROLINA *	W	98	90	MICHAEL-34	NEWMAN-13	KING-39	KING-10
J30	at East Tennessee State *	L	58	76	Castillo-13	Leonard-8	Patterson-20	Patterson-12
F4	MARSHALL *	L	62	78	MICHAEL-17	MICHAEL-8	SCHLECCE-24	MOORE-8
F6	VMI *	W	84	69	MICHAEL-35	MICHAEL-11	PRINCE-16	JOHNSON, PRINCE-7
F11	at Western Carolina *	W	69	68	Castillo-19	Newman-10	King-27	Kuilum-10
F14	at Georgia Southern *	W	69	62	Michael-18	Leonard-9	Winters-21	Winters-7
F18	DAVIDSON *	L	51	70	NEWMAN-24	NEWMAN-10	HARWOOD-15	HARWOOD-9
F20	FURMAN *	W	72	64	MICHAEL-25	MICHAEL-11	HARRIS-20	VINCENT-10
F23	at College of Charleston	L	58	65	Castillo-17	Leonard, Michael-9	Delaney-26	Delaney-16
F25	CHATTANOOGA *	L	48	72	MICHAEL-15	MICHAEL-9	BORN-22	SMITH-10
F27	at VMI *	L	66	75	Newman-22	Newman-16	Guilette-18	Grinage-11
M3	vs. East Tennessee State ^	L	65	85	Newman-17	Newman-13	Patterson-12	Powe-8

\* - Indicates Southern Conference Game  
& - Indicates Cessna Classic (Wichita, Kan.)  
^ - Indicates Southern Conference Tournament (Asheville, N.C.)

# SEASON-BY-SEASON RESULTS



## 1995-96

Head Coach.....	Pat Dennis
Overall Record.....	10-16
Southern Conference Record.....	5-9 (4th South)
Home Record.....	8-5
Away Record.....	2-8
Neutral Record.....	0-3

Date	Opponent	Result	CIT	OPP.	Citadel High Scorer	Citadel High Rebounder	Opponent High Scorer	Opponent High Rebounder
N27	NEWBERRY	W	94	65	CASTILLO-20	NEWMAN-10	WRIGHT-19	WRIGHT-11
N30	CHARLESTON SOUTHERN	W	96	90	JENKINS-28	STEVENS-6	DANIELS, LARRICK, LATSON-19	KARTCHNER-10
D2	RANDOLPH-MACON	W	65	58	JENKINS, NEWMAN-13	STEVENS-11	MEEHAN-14	TURNER-14
D5	HAMPTON	L	66	83	NEWMAN-22	NEWMAN-11	WILLIAMS-25	GHOLSON-12
D8	vs. Bowling Green &	L	56	79	Castillo, Kunz-11	Newman, Stevens-5	Stacey-20	Stacey-10
D9	vs. Delaware &	L	46	68	Castillo-13	Stevens-6	Arsic-30	Smith-9
D18	ST. MARY'S (MD.)	W	102	53	CASTILLO-18	MISYUCHENKO-12	HENSON-14	BENINCASA-7
D21	at South Carolina	L	61	112	Jenkins-18	Stevens-6	Wilbourne-22	Gallman-10
J3	at Charleston Southern	L	74	82	Newman-21	Newman-12	Latson-28	Daniels-7
J10	at Winthrop	W	68	62	Castillo-22	Misyuchenko-11	McFalls-19	Lassiter-9
J13	CHATTANOOGA *	W	73	64	CASTILLO-16	MISYUCHENKO-10	CONNOR-14	CONNOR-7
J15	at Georgia Southern *	W	63	56	Castillo-20	Misyuchenko-7	Seay-19	Seay-13
J20	APPALACHIAN STATE *	W	84	75	CASTILLO-25	STEVENS-10	BRASWELL-25	DARNER-7
J22	FURMAN *	W	88	77	NEWMAN-21	MISYUCHENKO-10	VINCENT-26	VINCENT-12
J25	COLLEGE OF CHARLESTON	L	69	76	CASTILLO, NEWMAN-20	MISYUCHENKO, STEVENS-7	JOHNSON-22	CONNOR-12
J27	at Western Carolina *	L	74	88	Misyuchenko-21	Misyuchenko-14	McCullum-18	Scholtz-10
J29	EAST TENNESSEE STATE *	L	49	64	CASTILLO-16	NEWMAN-8	SHELTON-17	POWE-10
F3	at Marshall *	L	54	98	Sears-10	Misyuchenko, Sears-5	Brown, Venev-18	Lethunya-6
F5	at VMI *	L	52	91	Stevens-15	Sears, Stevens-6	Gullette-17	Johnson-10
F10	WESTERN CAROLINA *	L	73	74	STEVENS-23	NEWMAN-11	MCCOLLUM-33	GRAHAM-8
F12	GEORGIA SOUTHERN *	W	67	63	STEVENS-15	NEWMAN-11	DANIEL-22	SEAY-9
F17	at Davidson *	L	54	82	Stevens-11	Stevens-10	Williams-23	EWODO-8
F19	at Furman *	L	67	68	Misyuchenko-21	Misyuchenko-16	Kerr-18	Quigley-8
F24	at Chattanooga *	L	44	70	Castillo-16	Newman-7	Taylor-34	Taylor-13
F26	VM I *	L	83	85	STEVENS-25	STEVENS-8	GULLETTE, PRINCE-19	JOHNSON-8
F29	vs. Appalachian State ^	L	73	75	Stevens-16	Misyuchenko-8	Braswell-36	Blocker-7

\* - Indicates Southern Conference Game  
 & - Indicates Indiana Classic (Bloomington, Ind.)  
 ^ - Indicates Southern Conference Tournament (Greensboro, N.C.)

## 1996-97

Head Coach.....	Pat Dennis
Overall Record.....	13-14
Southern Conference Record.....	6-8 (3rd South)
Home Record.....	9-6
Away Record.....	4-7
Neutral Record.....	0-1

Date	Opponent	Result	CIT	OPP.	Citadel High Scorer	Citadel High Rebounder	Opponent High Scorer	Opponent High Rebounder
N22	LIMESTONE	W	83	56	MISYUCHENKO-18	MISYUCHENKO-12	VIENSETT-15	BREAZELALE-11
N25	#3 WAKE FOREST	L	52	86	JENKINS-16	NEWMAN-10	DUNCAN-21	DUNCAN-12
N27	GREENSBORO COLLEGE	W	84	53	MISYUCHENKO-19	MISYUCHENKO-10	WARE-24	WARE-4
N30	at William & Mary	W	78	71	Newman-15	Stevens-10	Fitzgibbons-24	Fitzgibbons-14
D3	ANDERSON	W	103	52	JACKSON-16	NEWMAN-15	WASHINGTON-16	COLLINS-8
D7	at College of Charleston	L	63	68	Misyuchenko-17	Misyuchenko, Newman-8	Johnson-17	Delaney-11
D12	WINTHROP	W	86	62	STEVENS-23	MISYUCHENKO-14	WATERMAN-17	STEELE-9
D14	WINGATE	W	82	55	NEWMAN-24	MISYUCHENKO-16	LAYNE-14	LAYNE-11
D21	CHARLESTON SOUTHERN	W	86	80	OT STEVENS-28	MISYUCHENKO-14	AMAYA-24	AMAYA-14
D30	at Stetson	L	50	52	Newman-12	Stevens-5	Lambert-14	Lambert-8
J2	at Charleston Southern	L	61	77	Newman-19	Newman-12	McPherson-20	Bradley-10
J6	WESTERN CAROLINA *	W	82	62	CASTILLO-25	NEWMAN-8	WRIGHT-12	WRIGHT-7
J11	at East Tennessee State *	W	63	56	Misyuchenko-15	Misyuchenko-11	Walker-13	Blakely-8
J13	MARSHALL *	L	80	81	OT STEVENS-21	NEWMAN-10	KING-19	WRIGHT-11
J18	VM I *	L	76	86	STEVENS-19	NEWMAN-8	SPENCER-21	SPINELLI-15
J20	at Western Carolina *	L	57	76	Castillo-10	Stevens-9	Mayo-15	Scholtz-11
J25	at Georgia Southern *	L	56	68	Newman-20	Newman-9	Willie-22	Willie-11
J27	DAVIDSON *	L	58	63	CASTILLO-17	NEWMAN-6	KOSMALKI-24	KOSMALKI-15
F1	FURMAN *	W	71	68	STEVENS-23	STEVENS-10	SCHJRECENGOST-22	QUIGLEY-10
F3	CHATTANOOGA *	L	66	72	JENKINS, STEVENS-14	MISYUCHENKO-6	TAYLOR, YOUNG-16	TAYLOR-12
F8	at VMI *	W	81	74	Stevens-25	Stevens-16	Faulkner, Spencer-21	Spinelli-9
F10	at Chattanooga *	L	59	71	Jenkins, Misyuchenko-14	Misyuchenko-8	Taylor-16	Mims, Taylor-8
F15	GEORGIA SOUTHERN *	W	93	56	STEVENS-19	MISYUCHENKO, NEWMAN-8	PARKER-11	JACKSON-7
F17	at Appalachian State *	L	63	74	Jenkins-19	Sears-10	Livingston-24	Livingston, Patterson-7
F20	SOUTH CAROLINA	L	55	85	NEWMAN-14	NEWMAN-9	WILBOURNE-20	WATSON-9
F22	at Furman *	W	83	70	Castillo-25	Misyuchenko-8	Vincent-28	Vincent-17
F28	vs. Davidson ^	L	61	83	Jenkins-18	Castillo-4	EWODO-18	Holmes, Marshall-5

\* - Indicates Southern Conference Game  
 ^ - Indicates Southern Conference Tournament (Greensboro, N.C.)



# SEASON-BY-SEASON RESULTS

## 1997-98

Head Coach.....	Pat Dennis
Overall Record.....	15-13
Southern Conference Record.....	6-8 (3rd South)
Home Record.....	9-5
Away Record.....	5-7
Neutral Record.....	1-1

Date	Opponent	Result	CIT	OPP.	Citadel High Scorer	Citadel High Rebounder	Opponent High Scorer	Opponent High Rebounder
N14	FRANCIS MARION	L	58	66	STEVENS-16	MISYUCHENKO-10	WILSON-16	WILSON-11
N17	at Notre Dame	L	53	72	Stevens-15	Freeman-6	Garrity-18	Hickey-11
N21	at #6 South Carolina	L	55	77	Stevens-17	Misyuchenko-10	McKie-14	Gallman-14
N25	at Charleston Southern	W	77	56	Jenkins-23	Stevens-11	Larrick-12	Amaya-6
D1	NORTH CAROLINA WESLEYAN	W	77	43	JENKINS-19	MISYUCHENKO-15	HUNTER-11	MOODY-6
D3	CHARLESTON SOUTHERN	W	79	69	JENKINS-18	MISYUCHENKO-8	LARRICK-20	SALES-5
D6	at College of Charleston	L	44	56	Misyuchenko-12	Misyuchenko-10	Johnson-11	Webber-8
D9	at Winthrop	W	64	56	Stevens-15	Misyuchenko-8	Groves-18	Groves-9
D13	STETSON	W	77	64	JENKINS, NEWMAN-22	NEWMAN-8	WARBRITTON-17	WARBRITTON-8
D20	GREENSBORO COLLEGE	W	89	57	STEVENS-21	MISYUCHENKO-10	TUCKER-16	HAIRSTON, SCALES-5
J3	at UNC Greensboro *	L	61	69	Stevens-18	Newman-9	Cherry-15	Stewart-6
J5	DAVIDSON *	W	74	59	JENKINS-22	MISYUCHENKO-10	KOSMALSKI-14	KOSMALSKI-8
J10	at Chattanooga *	L	54	66	Stevens-15	Misyuchenko-12	Colon-18	Phillips-7
J12	COLLEGE OF CHARLESTON	W	64	63	MISYUCHENKO, STEVENS-14	MISYUCHENKO-8	WEBBER-24	MCCRAVEY, THOMAS-5
J17	GEORGIA SOUTHERN *	W	71	60	NEWMAN-19	STEVENS-6	DANIEL-17	JONES-8
J19	at VMI *	W	67	62	Jenkins-21	Newman-8	Demory-21	Demory-8
J21	FURMAN *	L	57	59	JENKINS-16	STEVENS-8	VINCENT-27	QUIGLEY-10
J24	ANDERSON	W	87	65	STEVENS-25	SEARS-7	BAILEY-14	ANGEL-4
J26	WOFFORD *	W	56	51	JENKINS-20	MISYUCHENKO-16	FORBES-18	CRENSHAW-5
J31	at Georgia Southern *	W	68	45	Jenkins-26	Five players tied with four	McGinnis-12	Goebel-6
F2	at Furman *	L	54	58	Newman-16	Misyuchenko-10	Vincent-15	Kerr-6
F7	EAST TENNESSEE STATE *	L	57	72	NEWMAN, SEARS-12	MISYUCHENKO-8	STEPHENS-24	STEPHENS, TODD-8
F9	CHATTANOOGA *	L	55	62	JENKINS-15	STEVENS-6	CONNOR-20	PHILLIPS-10
F14	at Western Carolina *	W	73	65	Jenkins-19	Jenkins, Stevens-8	Phillips-18	Whitmore-10
F16	APPALACHIAN STATE *	L	53	60	NEWMAN-17	NEWMAN-11	DARNER, PHILLIPS-16	GROVER, PHILLIPS-7
F21	at Wofford *	L	66	71	Jenkins-23	Misyuchenko, Stevens-7	Forbes-20	Walker-8
F27	vs. VMI ^	W	77	66	Jenkins-20	Jenkins-9	Spinelli-16	Mann-10
F28	vs. Davidson ^	L	59	68	Stevens-17	Stevens-8	Marshall-27	Ebong-10

\* - Indicates Southern Conference Game

^ - Indicates Southern Conference Tournament (Greensboro, N.C.)

## 1998-99

Head Coach.....	Pat Dennis
Overall Record.....	9-18
Southern Conference Record.....	3-13 (6th South)
Home Record.....	7-7
Away Record.....	2-10
Neutral Record.....	0-1

Date	Opponent	Result	CIT	OPP.	Citadel High Scorer	Citadel High Rebounder	Opponent High Scorer	Opponent High Rebounder
N17	ANDERSON	W	83	52	KUNZ-20	WASHBURN-7	HUGGINS-13	PURSLEY-6
N20	at Georgia Tech	L	50	73	Roy, Sears-10	Sears-10	Akins-20	Babul-12
N23	TOCCOA FALLS	W	114	57	WASHBURN-17	WASHBURN-9	ISAAC-22	ISAAC-5
N28	at South Carolina	L	58	71	Puckett-12	Sears-6	McKie-24	Johnson-11
D2	WILLIAM & MARY	W	62	59	FREEMAN-16	WASHBURN-11	HARMON, MORAN, SCOTT-13	HARMON-8
D5	at Stetson	L	60	83	Patton-12	Washburn-5	Davis-19	Singletary-6
D8	WINTHROP	L	49	64	PUCETT-13	SHIVER-7	WALDROP-23	GROVES, TOLLENS-7
D12	LYNCHBURG	W	58	47	SEARS-12	SEARS-8	DESMOND, WHELAN-13	O'HARA-8
D19	UNIVERSITY OF THE SOUTH	W	77	54	SEARS-12	SEARS-7	JONES-23	TRUITT-5
D21	at Coastal Carolina	W	76	68	Shiver-22	Shiver-6	Allen-18	Allen-9
D29	at Appalachian State *	L	65	81	Kunz-12	Washburn-7	Phillips-19	Holmes-7
J4	at Furman *	L	47	69	Sears-14	Freeman, Shiver-4	Quigley-21	Makshantsev-13
J9	at College of Charleston *	L	39	62	Shiver, Washburn-12	Shiver-9	President-20	Brown, Lumpkin, Webber-7
J11	GEORGIA SOUTHERN *	L	51	75	WASHBURN-13	SHIVER-10	DANIEL-18	LATHAM-10
J13	UNC GREENSBORO *	L	53	61	PUCKETT-11	SHIVER-8	MAYE-17	BRINSON-11
J16	CHATTANOOGA *	L	52	61	SHIVER-11	SHIVER-8	BARKER-15	MOORE-8
J18	at Davidson *	L	60	70	Puckett-14	Puckett-8	Kosmalski-15	Kosmalski-6
J23	FURMAN *	W	83	73	KUNZ-19	SHIVER-13	QUIGLEY-21	QUIGLEY-15
J25	at East Tennessee State *	L	73	86	Puckett-22	Puckett-5	Stephens-27	Todd-11
J30	at Wofford *	W	62	60	Washburn-16	Freeman, Washburn-9	Davis-13	Chadwick-8
F1	VMI *	L	72	74	PUCKETT-19	FREEMAN, WASHBURN-6	BELL-21	DEMORY, RICHARDSON-10
F6	#22 COLLEGE OF CHARLESTON *	L	39	60	PUCKETT-15	SEARS-10	WEBBER-25	WEBBER-7
F9	at Chattanooga *	L	48	61	Freeman-12	Washburn-10	Colon-11	Colon-8
F13	WESTERN CAROLINA *	W	86	82	SEARS-22	SHIVER-8	WHITMORE-26	WHITMORE-13
F15	at Georgia Southern *	L	63	79	Sears-16	Sears-4	Jones-14	Jones-8
F20	WOFFORD *	L	54	67	CANTRELL-14	PUCKETT, SEARS-7	DAVIS-18	DAVIS-11
F25	vs. East Tennessee State ^	L	59	72	Puckett-19	Sears-10	McDuffie-23	Todd-9

\* - Indicates Southern Conference Game

^ - Indicates Southern Conference Tournament (Greensboro, N.C.)

# SEASON-BY-SEASON RESULTS



## 1999-2000

Head Coach.....	Pat Dennis
Overall Record.....	9-20
Southern Conference Record.....	5-10 (5th South)
Home Record.....	5-8
Away Record.....	3-8
Neutral Record.....	1-4

Date	Opponent	Result	CIT	OPP.	Citadel High Scorer	Citadel High Rebounder	Opponent High Scorer	Opponent High Rebounder
N19	LIMESTONE	W	68	66	SHIVER-14	WASHBURN-8	HOLMES-12	RUFFIN-8
N21	at South Carolina	L	51	68	Puckett, Shiver-14	Shiver-9	Eidson-14	Kitchings, Grant-7
N23	COASTAL CAROLINA	L	60	68	JOSEPH-13	WORMELY-9	GLADIEUX-18	MILES-8
N27	at Winthrop	L	51	71	Shiver-12	Shiver-7	Lewis-26	Effiong, Pinckney-7
N30	ANDERSON	W	84	82	OT ROY-15	SHIVER-7	JOSEPH-29	MCCLAIN-18
D3	vs. Sacramento State &	L	61	64	Cantrell-15	Jones-13	Flood-27	Flood-11
D4	vs. IUPUI &	L	59	69	Washburn-20	Washburn-8	Price-20	Price-11
D8	STETSON	L	60	70	SHIVER-17	SHIVER-7	DEWITT-17	HAMPTON-15
D11	EMORY	W	91	52	PUCKETT, SHIVER-15	KRYWONIS-6	MIDDLETON-9	FREIBERGER-11
D21	vs. South Florida %	L	72	98	Joseph-22	Joeph-7	Waldon-31	Reeves, Waldon-6
D22	at BYU-Hawaii %	L	78	92	Puckett-27	Jones, Puckett-3	Evans-36	Baldwin-5
D23	vs. Florida A&M %	W	68	60	Puckett-21	Jones-10	Shipp-20	Rhodes-11
D30	at Florida State	L	51	77	Puckett-19	Shiver-5	Simmons-17	Dixon, Mathis-5
J3	APPALACHIAN STATE *	L	48	82	WASHBURN-14	WORMLEY-5	HOLMES, LEACH-11	DAVIS-10
J8	FURMAN *	W	78	63	CANTRELL-20	JONES, KRYWONIS-9	SOUCHU-20	SOUCHU-6
J10	at Western Carolina *	W	67	63	Washburn-17	Jones-11	Hayes-15	Whitmore-10
J15	at VMI *	W	87	84	OT Puckett-23	Washburn-8	Bruce-25	Demory-12
J17	CHATTANOOGA *	L	59	68	WASHBURN-21	JONES, JOSEPH-7	COLEMAN-28	PHILLIPS-14
J22	at Georgia Southern *	L	81	93	Puckett-20	Roy-6	Jenkins-19	Latham-10
J25	WOFFORD *	L	64	87	WASHBURN-18	KRYWONIS-6	PRYOR-16	RAVENEL-7
J31	at Wofford *	L	68	81	Puckett-16	Washburn-12	Chadwick-16	Ravenel-9
F5	DAVIDSON *	W	87	74	CANTRELL-33	ROY-6	KOSMALSKI-19	KOSMALSKI-9
F7	at College of Charleston *	L	52	65	Puckett-18	Joseph-6	Lumpkin-20	Lumpkin-7
F12	GEORGIA SOUTHERN *	L	52	58	KRYWONIS, ROY-11	WASHBURN-11	LATHAM-19	LATHAM-7
F14	EAST TENNESSEE STATE *	L	53	65	JONES-15	JONES-8	CHILDRESS-18	MURRAY-11
F19	COLLEGE OF CHARLESTON *	L	49	58	PUCKETT-12	CANTRELL-7	GRIFFIN-16	LUMPKIN-8
F21	at Chattanooga *	W	63	61	Cantrell-21	Jones, Washburn-9	Coleman-23	Coleman-9
F26	at UNC Greensboro *	L	58	75	Puckett-13	Washburn-9	Cherry-22	Maye-7
M2	vs. East Tennessee State ^	L	71	85	Puckett-22	Washburn-9	Childress-19	Murray-10

\* - Indicates Southern Conference Game  
 % - Indicates Pearl Harbor Invitational (Lae, Hawaii)  
 & - Northwest Mutual Classic (San Francisco, Calif.)  
 ^ - Indicates Southern Conference Tournament (Greenville, S.C.)

## 2000-01

Head Coach.....	Pat Dennis
Overall Record.....	16-12
Southern Conference Record.....	9-7 (3rd South)
Home Record.....	12-2
Away Record.....	2-9
Neutral Record.....	2-1

Date	Opponent	Result	CIT	OPP.	Citadel High Scorer	Citadel High Rebounder	Opponent High Scorer	Opponent High Rebounder
N18	METHODIST	W	80	55	WASHBURN-15	MOMBOLLET-9	PARHAM-11	CARR-6
N20	LIMESTONE	W	78	72	WASHBURN-20	WASHBURN-8	WRIGHT-22	WRIGHT-8
N25	at Clemson	L	76	84	Roy-14	Washburn-13	Solomon-26	Hobbs-15
N27	FERRUM	W	105	75	PUCKETT-23	JONES-9	JENNINGS, KNOTTS, REYNOLDS-14	JOHNSON, PEAK-5
D2	at William & Mary	L	62	65	Puckett-20	Krywonis-6	Moran-17	Davis-10
D5	SOUTH CAROLINA	L	71	74	WASHBURN-23	KRYWONIS-8	KITCHINGS-21	EIDSON, KITCHINGS-4
D9	OGLETHORPE	W	79	45	WASHBURN-17	JOSEPH-10	BLONSHINE, CHURCHWELL-9	HERALD-6
D18	SOUTH CAROLINA STATE	W	62	44	JOSEPH-13	WASHBURN-8	GRAY, WHITT-14	HALL-10
D22	at Coastal Carolina	L	74	85	Washburn-14	Washburn-8	Robinson-19	Robinson-7
D29	vs. Colgate &	W	86	55	Cantrell-17	Mombollet-9	Linebaugh-13	Campolietta, Green, Marek-3
D30	vs. Morehead State &	W	52	51	Cantrell-13	Mombollet-8	Umberger-14	Minard-6
J3	UNC GREENSBORO *	W	70	68	CANTRELL, KRYWONIS-13	KRYWONIS-10	MAYE-18	ELDRIDGE, MAYE-5
J6	at East Tennessee State *	L	69	85	Cantrell-21	Mombollet-5	Childress-16	Wadood-11
J8	WESTERN CAROLINA *	W	56	54	OT ROY-14	KRYWONIS-8	LARGENT-15	FREEMAN-11
J13	VMI *	W	79	64	JOSEPH-17	WASHBURN-8	RICHARDSON-17	MANN-9
J15	at Wofford *	L	58	79	Krywonis-14	Washburn-8	Chadwick-23	Hastie-11
J20	at Georgia Southern *	L	69	88	Puckett-13	Mombollet-10	Shiple-27	Latham-10
J22	at College of Charleston *	L	67	74	Cantrell-20	Puckett-6	Bolton-30	Bolton-6
J27	CHATTANOOGA *	L	56	57	MOMBOLLET-13	MOMBOLLET-8	PULLIAN-14	MORTON, PULLIAN-8
J29	at Appalachian State *	L	74	81	OT Cantrell-28	Mombollet-8	Payne-22	Payne-7
F3	WOFFORD *	W	64	62	PUCKETT-19	KRYWONIS-8	CHADWICK-23	PRYOR-6
F5	GEORGIA SOUTHERN *	W	71	69	PUCKETT-18	WASHBURN-7	PETERSON-17	KEITH-5
F10	at Chattanooga *	W	61	60	Puckett-18	WASHBURN-5	Roy-12	Young-9
F12	COLLEGE OF CHARLESTON *	W	62	58	PUCKETT-18	WASHBURN-5	BOLTON-20	BOLTON, LUMPKIN-7
F17	at Furman *	W	65	56	Cantrell-15	Washburn-10	Souchu-17	Zeigler-12
F19	at Davidson *	L	58	71	Cantrell-19	Puckett-5	Bree-21	Ide-16
F25	FURMAN *	W	66	56	WASHBURN-17	WASHBURN-9	SOUCHU-16	NDOYE-7
M1	vs. Western Carolina ^	L	57	67	Cantrell-20	Washburn-6	Largent-23	Freeman-6

\* - Indicates Southern Conference Game  
 & - Indicates Capital City Classic Tournament (Tallahassee, Fla.)  
 ^ - Indicates Southern Conference Tournament (Greenville, S.C.)



# SEASON-BY-SEASON RESULTS

## 2001-02

Head Coach.....	Pat Dennis
Overall Record.....	17-12
Southern Conference Record.....	8-8 (4th South)
Home Record.....	12-2
Away Record.....	4-8
Neutral Record.....	1-2

Date	Opponent	Result	CIT	OPP.	Citadel High Scorer	Citadel High Rebounder	Opponent High Scorer	Opponent High Rebounder
N19	FLAGLER	W	69	62	CANTRELL-20	WASHBURN-9	RANDOLPH-18	RANDOLPH-8
N23	at NC State	L	53	63	Joseph-13	Joseph-7	Powell-16	Powell-8
N26	WILLIAM & MARY	W	67	62	CANTRELL-20	WASHBURN-10	D'ANTONI-30	DAVIS-8
N29	NAVY	W	83	47	CANTRELL-20	WASHBURN-8	MATHEWS-8	MATHEWS-6
D1	vs. Charleston Southern #	L	66	70	Cantrell, Washburn-14	Joseph, Mombollet-5	Granger-18	White-14
D5	EMMANUEL	W	97	59	CANTRELL-22	KRYWONIS-6	WILLIAMS-20	CRAWFORD-6
D8	DAVIDSON *	W	69	50	JOSEPH-18	MOMBOLLET-9	BREE-16	BREE, EHO, PEARSON-4
D10	at Philander Smith	W	65	51	Cantrell-19	Mombollet-14	Willis-21	Willis-8
D17	GREENSBORO COLLEGE	W	72	40	PUCKETT-12	JONES-13	WILLIAMS-16	PARRISH, SIFFORD-5
D20	at South Carolina	L	57	73	Cantrell-15	Krwonis-6	Petravicius-16	Eidson-9
D29	COASTAL CAROLINA	W	74	62	CANTRELL-18	PUCKETT-8	COGGINS-24	NAGEL-7
J2	at South Carolina State	W	89	81	Cantrell-22	Krywonis-13	Gray-20	Hall, Ramsey-7
J5	EAST TENNESSEE STATE *	W	74	61	WASHBURN-23	WASHBURN-9	WADOOD-13	WADOOD-8
J7	at Wofford *	L	64	73	OT	Puckett-18	Washburn-14	Lenzly-20
J12	at Western Carolina *	W	105	97	2 OT	Cantrell-36	Mombollet, Washburn-10	Martin-39
J14	GEORGIA SOUTHERN *	W	85	80	CANTRELL-19	JONES-11	BENNETT-20	LATHAM-9
J19	CHATTANOOGA *	W	72	64	CANTRELL-24	JONES-15	SPAULDING-20	YOUNG-8
J21	at College of Charleston *	L	65	77	Cantrell-24	Jones-9	Bolton-24	Bowie-8
J26	APPALACHIAN STATE *	L	74	78	WASHBURN-16	WASHBURN-7	CARSON, JONES-11	PAYNE-8
J28	at Furman *	L	75	83	Cantrell-19	Washburn-7	Da Luz-24	Zeigler-9
F2	at Chattanooga *	L	77	84	Cantrell-23	Washburn-8	Benson-13	Young-7
F4	COLLEGE OF CHARLESTON *	W	60	58	WASHBURN-16	WASHBURN-8	BOLTON-18	WASHBURN-9
F9	at UNC Greensboro *	L	68	81	Joseph-22	Krywonis-7	Eldridge-18	Boythe, Schuck-7
F11	FURMAN *	L	64	70	OT	CANTRELL-14	JONES, JOSEPH-7	THOMAS-17
F16	at Georgia Southern *	L	86	95	Joseph-25	Joseph-7	Williams-19	DA LUZ, SOUCHU, ZEIGLER-10
F18	at VMI *	W	75	55	Cantrell-17	Washburn-7	Conley-26	Gibson, Latham-8
F23	WOFFORD *	W	72	63	JOSEPH-17	KRYWONIS-10	LENZLY-18	Allmond-6
F28	vs. VMI ^	W	80	70	Cantrell-17	Krywonis-10	Conley-29	DANIELS, STERLEY-7
M1	vs. Davidson ^	L	58	71	Cantrell-11	Cantrell-7	Anderer-15	Conley-7
								Pearson-9

\* - Indicates Southern Conference Game  
# - Indicates SoCon-Big South Shootout (North Charleston Coliseum)  
^ - Indicates Southern Conference Tournament (North Charleston, S.C.)

## 2002-03

Head Coach.....	Pat Dennis
Overall Record.....	8-20
Southern Conference Record.....	3-13 (6th South)
Home Record.....	7-8
Away Record.....	1-11
Neutral Record.....	0-1

Date	Opponent	Result	CIT	OPP.	Citadel High Scorer	Citadel High Rebounder	Opponent High Scorer	Opponent High Rebounder
N22	WEBBER INTERNATIONAL	W	83	60	JOSEPH, MOMBOLLET-18	MOMBOLLET-13	JEFFERSON-11	JEFFERSON, PENA-5
N25	at Navy	L	51	57	Hammack, Mombollet-16	Joseph-10	Long-15	Ebong, Long, Moore-7
N27	at #11 Maryland	L	49	97	Hammack-19	Krywonis-8	Nicholas-28	Smith-9
D2	CHARLESTON SOUTHERN	L	56	68	JONES-17	JONES-11	O'NEIL-20	WARZYNSKI-15
D5	HIGH POINT	W	82	67	JOSEPH-17	JOSEPH-5	GATHINGS-24	GATHINGS, HAMPTON-5
D9	OGLETHORPE	W	95	55	TOBIAS-18	KRYWONIS-10	GOLDBERG-18	GOLDBERG, WILLIAMS-4
D18	SOUTHWESTERN (TEXAS)	W	78	50	JOSEPH-21	KRYWONIS-5	TUMIS-10	CATES-9
D21	SOUTH CAROLINA STATE	L	66	78	JONES, MILFORD, WORMLEY-13	JOSEPH-7	ZIMMERMAN-24	BRADDICK, ZIMMERMAN-9
D30	at Central Florida	L	55	64	Joseph-17	Mombollet-8	Abellard-26	Abellard-10
J2	at South Carolina	L	50	66	Wormley-11	Mombollet-6	Powell-20	Eidson, Howell-5
J5	at Davidson *	L	72	86	Wormley-11	Jones-13	Grace-23	Grace, Winters-8
J7	EMMANUEL	W	88	55	JONES-15	JOSEPH-10	PRICHARD-19	ISAAC-8
J11	at East Tennessee State *	L	81	87	Wormley-23	Jones-8	Wade-19	Wadood-9
J13	WOFFORD *	L	54	69	MOMBOLLET-19	JONES-9	LENZLY-17	LENZLY-7
J18	WESTERN CAROLINA *	W	83	69	MOMBOLLET-21	MOMBOLLET-12	MARTIN-27	OUTING-8
J21	at Georgia Southern *	W	67	66	Mombollet-17	Mombollet-8	Jenkins-32	Bennett-14
J25	COLLEGE OF CHARLESTON *	L	44	58	MOMBOLLET-14	KRYWONIS-8	WHELESS-18	MITCHELL, ROTHESEIDEN, WHELESS-6
J27	at Chattanooga *	L	64	79	Mombollet-25	Mombollet-7	Champion, Pugh-14	Benson, Champion-9
F1	at Appalachian State *	L	65	75	Mombollet-14	Wormley-7	McFarland-16	Shehan-12
F3	FURMAN *	W	69	55	WORMLEY-25	MOMBOLLET-10	SOUCHU-18	SOUCHU, ZEIGLER-8
F8	CHATTANOOGA *	L	67	74	KRYWONIS-16	KRYWONIS-8	CHAMPION-20	CHAMPION-10
F10	at College of Charleston *	L	75	84	Mombollet-15	Joseph-10	Wheless-20	Benton, Mobley-5
F15	UNC GREENSBORO *	L	66	67	MOMBOLLET-17	MOMBOLLET-8	BURRELL, JOSEPH-14	BURRELL-8
F17	at Furman *	L	60	77	Hammack-14	Mombollet-6	Souchu-26	Zeigler-10
F22	GEORGIA SOUTHERN *	L	63	64	WORMLEY-19	MOMBOLLET-9	GIBSON-16	BENNETT-9
F24	VMI *	L	49	58	JOSEPH-13	JONES-8	RAND-20	SKIPWORTH-8
M1	at Wofford *	L	63	75	Krywonis-24	Krywonis-10	Lenzly-17	Wilkinson-10
M5	vs. Appalachian State ^	L	63	73	Wormley-21	Mombollet, Wormley-8	Hall-20	Carson-10

\* - Indicates Southern Conference Game  
^ - Indicates Southern Conference Tournament (North Charleston, S.C.)

# SEASON-BY-SEASON RESULTS



## 2003-04

Head Coach.....	Pat Dennis
Overall Record.....	6-22
Southern Conference Record.....	2-14 (6th South)
Home Record.....	5-11
Away Record.....	1-10
Neutral Record.....	0-1

Date	Opponent	Result	CIT	OPP.	Citadel High Scorer	Citadel High Rebounder	Opponent High Scorer	Opponent High Rebounder
N22	WEBBER INTERNATIONAL	W	79	75	TERRY-33	EVERHART-11	JAIMAN-20	JAIMAN-12
N25	WASHINGTON & LEE	W	62	44	EVERHART-16	MOMBOLLET-11	WILL-12	HALKITIS-4
N28	CENTRAL FLORIDA	L	60	74	TERRY-12	MOMBOLLET-8	MORENTIN-19	BODDEN-11
D1	APPALACHIAN STATE *	L	62	72	TERRY-21	MOMBOLLET-11	BROWN-25	H. JONES, M. JONES-6
D3	SOUTH CAROLINA	L	38	70	MOMBOLLET-14	EVERHART-11	POWELL-13	WALLACE-11
D6	EMMANUEL	L	66	71	TERRY-22	MOMBOLLET-8	ISAAC-23	FORD-15
D9	at South Carolina State	L	51	65	Hammack-10	Mombollet-8	Mason-16	Mason-10
D17	at Tennessee	L	49	99	Ant. Miller-11	Andy Miller-4	Watson-16	Hendrix-10
D19	CHOWAN	W	89	72	MOMBOLLET-20	MOMBOLLET-10	BROWN-23	BROWN, LATHAN, MCCALL-7
D22	GEORGETOWN	L	62	85	WILSON-16	MOMBOLLET-9	RILEY-23	COOK, FREEMAN-7
D30	at High Point	L	70	94	Hammack, Terry, Thompson-12	Everhart-7	Gathings-25	White-7
J2	ARMY	W	82	58	TERRY-18	EVERHART, MILLER-6	HARRIS-20	JACKSON-5
J6	at Davidson *	L	44	68	Everhart-11	Everhart-13	Winters-19	Grace-8
J10	at Georgia Southern *	L	58	86	Hammack-16	Everhart-9	Bennett-15	Bennett-5
J17	CHATTANOOGA *	L	49	73	TERRY-16	EVERHART-9	RAGAN-25	KATELYNAS-7
J19	FURMAN *	L	61	76	MOMBOLLET-17	EVERHART-7	NDOYE-37	SANDERS-11
J24	at UNC Greensboro *	L	42	71	Terry-17	Everhart-9	Hickman-21	Burrell-10
J26	at Western Carolina *	L	66	75	Everhart, Mombollet-10	Mombollet-8	Martin-25	Johnson, Osipovitch, Outing-4
J31	COLLEGE OF CHARLESTON *	L	45	69	HAMMACK-11	DAVIS-7	MITCHELL-22	BENTON, MOBLEY-6
F3	DAVIDSON *	L	49	67	WILSON-18	EVERHART-8	WINTERS-18	JOHNSON-9
F7	WOFFORD *	L	68	78	EVERHART-14	EVERHART-8	DANIELS-20	WILKERSON-10
F9	ELON *	L	59	73	TERRY-10	ANDY MILLER-6	NOWLIN-20	KIRBY-7
F14	at College of Charleston *	L	39	59	Hammack-10	Mombollet-11	Mitchell-18	Weurding-10
F16	at East Tennessee State *	L	51	73	Hammack-22	Mombollet-10	Anthony-13	Rhoda-11
F21	at Furman *	L	47	60	Hammack-14	Everhart-6	Ndoye-20	Diagne-8
F23	at Wofford *	W	68	65	Hammack-15	Everhart-8	Wilkerson-19	Daniels-11
F28	GEORGIA SOUTHERN *	W	68	65	TERRY-21	MOMBOLLET-10	BENNETT-15	BENNETT-7
M3	vs. Elon ^	L	56	66	Mombollet-22	Davis-7	Atoyebi-18	Atoyebi-8

\* - Indicates Southern Conference Game  
 ^ - Indicates Southern Conference Tournament (North Charleston, S.C.)

## 2004-05

Head Coach.....	Pat Dennis
Overall Record.....	12-16
Southern Conference Record.....	4-12 (6th South)
Home Record.....	8-6
Away Record.....	4-9
Neutral Record.....	0-1

Date	Opponent	Result	CIT	OPP.	Citadel High Scorer	Citadel High Rebounder	Opponent High Scorer	Opponent High Rebounder
N20	at Army	W	69	62	Everhart-17	Everhart-8	Stoll-17	Bell, Harris-4
N23	WASHINGTON & LEE	W	73	62	W. MCLENDON-13	DAVIS-9	HALKITIS-13	WILL-9
N26	at Georgetown	L	34	69	Hammack-14	W. McLendon-7	Bowman-23	Bowman-13
N29	CHOWAN	W	80	61	EVERHART-21	EVERHART-12	BROWN-14	BROWN-9
D2	VOORHEES	W	95	60	EVERHART-26	EVERHART-10	COFIELD-16	MCPHEE-12
D6	POINT	W	75	49	HAMMACK-19	EVERHART-15	DE LA CRUZ-16	DE LA CRUZ-6
D15	SAVANNAH STATE	W	81	58	D. MCLENDON-20	EVERHART-10	WILLIAMS-20	REDDICK, WILLIAMS-6
D17	at Clemson	L	52	76	D. McLendon-15	Davis, Everhart, Thompson-5	Ford-15	Mays-7
D21	WESTERN CAROLINA *	W	65	60	W. MCLENDON-18	W. MCLENDON-16	RUSSELL-16	BREMPONG-8
D30	NAVY	W	87	72	D. MCLENDON-23	EVERHART-11	HOOPER-15	FANNIN, HOOPER-7
J5	at Chattanooga *	L	57	66	Hammack-17	Everhart-8	Pugh-19	Brown-9
J8	GEORGIA SOUTHERN *	W	76	65	W. MCLENDON-19	W. MCLENDON-11	GENNIE, WILLIAMS-12	FOREMAN, NESBITT, WILLIAMS-6
J10	at Savannah State	W	70	47	W. McLendon-24	W. McLendon-8	Carson, Williams-15	Reddick-9
J15	at Furman *	L	59	83	Hammack-16	Everhart-11	Webb-20	Bostain, Sanders-8
J17	at Wofford *	W	76	74	Smith-25	W. McLendon-10	Borders-24	Fields-8
J22	UNC GREENSBORO *	L	68	78	D. MCLENDON-21	EVERHART-10	HINES-15	BURRELL-10
J24	at East Tennessee State *	W	80	76	W. McLendon-27	Davis-7	Rhoda-22	Rhoda-6
J29	at Davidson *	L	59	81	Hammack-15	D. McLendon-8	Winters-24	Kosmalski-10
J31	WOFFORD *	L	63	73	SMITH-19	EVERHART-10	BORDERS-19	BERG-10
F3	at Appalachian State *	L	66	84	Hammack-26	Everhart-10	Thompson-18	Deas-15
F7	FURMAN *	L	60	63	DAVIS, W. MCLENDON-10	W. MCLENDON-8	DIAGNE-17	CARTER-10
F10	COLLEGE OF CHARLESTON *	L	63	66	D. MCLENDON, W. MCLENDON-16	W. MCLENDON-10	DRAPER-24	HOROWITZ, JACKSON-6
F14	at Georgia Southern *	L	81	115	D. McLendon-31	W. McLendon-9	Nesbitt-38	Graham-9
F17	at Charleston Southern *	L	46	65	Hammack-18	Davis, Everhart-6	Harrison-17	Rice-8
F19	ELON *	L	58	65	HAMMACK-21	EVERHART-8	WATERS-14	HARRIS, WATSON-4
F22	DAVIDSON *	L	68	75	W. MCLENDON-4	W. MCLENDON-8	JOHNSON, MORTON-16	KOSMALSKI-10
F26	at College of Charleston *	L	48	80	Davis-13	Everhart, W. McLendon-6	Jackson-20	Jackson-7
M2	vs. Appalachian State ^	L	59	68	D. McLendon-30	Everhart, W. McLendon, Xia-6	Brown-11	Deas-9

\* - Indicates Southern Conference Game  
 ^ - Indicates Southern Conference Tournament (Chattanooga, Tenn.)



# SEASON-BY-SEASON RESULTS

## 2005-06

Head Coach.....	Pat Dennis
Overall Record.....	10-21
Southern Conference Record.....	1-14 (6th South)
Home Record.....	5-10
Away Record.....	3-9
Neutral Record.....	2-2

Date	Opponent	Result	CIT	OPP.	Citadel High Scorer	Citadel High Rebounder	Opponent High Scorer	Opponent High Rebounder
N18	vs. Delaware \$	L	57	77	Nelson-15	Nelson-8	Taylor-22	Nana-15
N19	at NC State \$	L	59	91	Nelson-13	Everhart-11	Atsur-18	Evtimov, Simmons-5
N20	vs. Stetson \$	W	73	60	Terry-21	Everhart-9	Holloman-17	Gordon-8
N23	ASBURY	W	75	48	EVERHART-16	EVERHART-11	BLAND-15	BLAND, JOHNSON, SPANN-3
N26	at Army	W	70	68	Nelson-22	Nelson-12	Bell-26	Bates-9
N28	JOHNSON (FLA.)	W	126	43	SCHIAVONI-28	NELSON-12	BACKHAUS-19	BACKHAUS-6
D1	CHARLESTON SOUTHERN	L	57	74	TERRY, W. MCLENDON-15	NELSON-11	COVINGTON-12	FAILS, HUGER-6
D5	POINT	W	126	61	NELSON-17	EVERHART, NELSON-10	BARNES-17	RICH-6
D15	WEBBER INTERNATIONAL	W	73	56	EVERHART-22	NELSON-13	SCHAFFER-13	ALVAREZ-5
D18	at Western Carolina *	L	57	83	Nelson-11	Everhart, Nelson-4	Russell-26	Outing, Wilson-7
D20	at Duquesne	L	61	90	D. McLendon-17	Everhart-7	McAllister-22	Hudson-11
D31	at Navy	L	70	84	Hammack-13	Everhart-8	Sprink-31	Hoopers-6
J4	PENNSYLVANIA	L	49	84	NELSON-15	EVERHART-10	OSMUNDSON-16	GRANDER-10
J7	GEORGIA SOUTHERN *	L	65	83	TERRY-16	NELSON-11	NESBITT-33	DUNN-5
J10	at Davidson *	L	49	85	Xia-12	Everhart-7	Winters-15	Meno, Winters-7
J14	at College of Charleston *	L	65	77	D. McLendon-25	Everhart-6	Draper, Johnson-14	Lawrence-11
J16	WOFFORD *	L	52	67	D. MCLENDON-16	EVERHART-8	NICHOLS-21	BERG-9
J21	at Furman *	L	57	81	Nelson-16	Everhart-6	Bostain, Webb-15	Bostain-8
J23	at UNC Greensboro *	L	46	65	Terry-17	Everhart-6	Hines-17	Hines-6
J28	APPALACHIAN STATE *	L	65	66	TERRY-17	NELSON-9	THOMPSON-21	CLAYTON-6
J30	CHATTANOOGA *	L	64	74	D. MCLENDON-20	EVERHART-9	ANDERSON-16	CHERRY-9
F4	at Elon *	L	62	73	Terry-14	Everhart-10	Chalko-24	Wyatt-9
F7	SAVANNAH STATE	W	80	73	EVERHART-20	EVERHART-11	FLEGLER-24	LINTON-8
F11	at Georgia Southern *	L	68	96	Everhart, Terry-13	Everhart, Nelson-6	Nesbitt-31	Dunn-14
F13	DAVIDSON *	L	77	81	D. MCLENDON-26	EVERHART-9	MORTON-27	JOHNSON-10
F16	COLLEGE OF CHARLESTON *	L	52	72	DAVIS, EVERHART-11	NELSON-7	DRAPER-24	LAWRENCE-10
F20	FURMAN *	L	41	64	TERRY-12	EVERHART-7	WEBB-13	BOSTAIN-14
F22	at Savannah State	W	70	61	Everhart-17	Nelson-12	Randolph-21	Randolph-7
F25	at Wofford *	W	84	80	Everhart, Terry-18	Everhart-15	Berg-22	Berg-10
M2	vs. Furman ^	W	65	53	Everhart-18	Everhart-8	Bostain-13	Diagne-10
M3	vs. Davidson ^	L	73	79	Everhart, Terry-19	Everhart-5	McKillop-21	Johnson-10

\* - Indicates Southern Conference Game  
 \$ - Indicates Hispanic College Fund Classic (Raleigh, N.C.)  
 ^ - Indicates Southern Conference Tournament (North Charleston, S.C.)

## 2006-07

Head Coach.....	Ed Conroy
Overall Record.....	7-23
Southern Conference Record.....	4-14 (6th South)
Home Record.....	6-9
Away Record.....	1-11
Neutral Record.....	0-1

Date	Opponent	Result	CIT	OPP.	Citadel High Scorer	Citadel High Rebounder	Opponent High Scorer	Opponent High Rebounder
N10	OHIO VALLEY	W	79	58	D. MCLENDON-20	EVERHART-14	COZART, WALLACE-13	KERSHAW-11
N12	at Michigan State	L	41	73	Nelson-9	Everhart-8	Neitzel-17	Gray-8
N13	at Iowa	L	53	75	Valiulis-15	Everhart-12	Haluska-29	Looby-14
N16	at Charleston Southern	L	63	72	Hammack-16	Everhart-5	Jackson-22	Moore-8
N19	at Notre Dame	L	50	74	D. McLendon-16	Hammack, Nelson-5	Carter-14	Falls, Kurz-7
N21	at Southern California	L	47	74	Hammack-17	D. McLendon-4	Young-24	Hackett-6
N24	ASBURY	W	81	60	NELSON-23	EVERHART, HAMMACK, NELSON-6	SPANN-15	FENTRESS-8
N27	SOUTH CAROLINA	L	59	74	D. MCLENDON-17	EVERHART-14	ARCHIE-16	ARCHIE, WALLACE-8
D2	ARMY	L	55	63	D. MCLENDON-20	NELSON-12	BROWN-23	WALKER-7
D4	APPALACHIAN STATE *	L	52	56	EVERHART-13	EVERHART-6	CLAYTON-14	CLAYTON-10
D18	at Western Carolina *	L	63	82	Hammack-19	Streeter-5	Russell-21	Aldridge, Wagering-7
D20	at West Virginia	L	36	63	Hammack, D. McLendon-10	D. McLendon-7	Butler, Young-14	Alexander, Summers-7
D30	POINT	W	113	59	D. MCLENDON-21	STREETER-8	POOLE, RAWLINGS-13	POOLE-5
J3	at Elon *	W	53	50	Hammack-11	Hammack-6	Jordan-12	Jordan-10
J6	at Wofford *	W	74	71	D. McLendon-26	Streeter, Thompson-6	Marshall-24	Marshall, Salters-6
J8	COLLEGE OF CHARLESTON *	L	62	74	NELSON-16	STREETER-6	DRAPER-25	JACKSON-7
J13	GEORGIA SOUTHERN *	W	74	69	HAMMACK-32	HAMMACK-5	GRAHAM-21	FOREMAN-8
J16	at Davidson *	L	54	79	D. McLendon-16	D. McLendon-5	Curry-17	Meno-8
J20	UNC GREENSBORO *	L	44	47	NELSON-13	D. MCLENDON-7	HINES-18	HINES-11
J22	at Furman *	L	59	63	D. McLendon-19	Hammack-8	Anderson-20	Punch, Webb-7
J27	at Appalachian State *	L	54	95	D. McLendon-11	Hammack-6	Cranford-24	Clayton, Cranford-5
F3	WESTERN CAROLINA *	L	68	78	D. MCLENDON-20	HAMMACK, D. MCLENDON, NELSON-5	ALDRIDGE-25	ALDRIDGE-8
F5	ELON *	W	52	49	OT	EVERHART-17	EVERHART-12	GRABLE-6
F10	at Chattanooga *	L	43	73	Hammack-19	Everhart-10	Mays-19	Long-9
F12	WOFFORD *	L	49	61	HAMMACK-29	EVERHART-14	ESTEP, GIBSON-16	NICHOLS-4
F17	FURMAN *	L	51	69	NELSON-13	EVERHART-6	BOSTAIN-12	BOSTAIN, PUNCH-6
F19	at Georgia Southern *	L	62	81	Hammack-18	Everhart-5	Gennie-30	Tobias-9
F22	at College of Charleston *	L	40	50	Nelson-19	Everhart-9	Lawrence-21	McCandies-11
F24	DAVIDSON *	L	70	87	EVERHART, HAMMACK-14	FOUR TIED WITH THREE	BARR-21	MENO-8
F28	vs. Georgia Southern ^	L	46	62	Everhart-13	Everhart-6	Graham-15	Salazar-7

\* - Indicates Southern Conference Game  
 ^ - Indicates Southern Conference Tournament (North Charleston, S.C.)

# SEASON-BY-SEASON RESULTS



## 2007-08

Head Coach.....	Ed Conroy
Overall Record.....	6-24
Southern Conference Record.....	1-19 (6th South)
Home Record.....	6-10
Away Record.....	0-12
Neutral Record.....	0-2

Date	Opponent	Result	CIT	OPP.	Citadel High Scorer	Citadel High Rebounder	Opponent High Scorer	Opponent High Rebounder
N9	DANIEL WEBSTER	W	131	79	PANDAK-24	NELSON-8	INGE-24	HANSON-8
N12	at South Carolina	L	42	103	Nelson-16	Urbanus-6	Holmes-14	Downey-9
N15	SOUTHERN CALIFORNIA	L	47	74	NELSON-15	NELSON-7	HACKETT-21	CUNNINGHAM-10
N20	at Pennsylvania	L	77	93	Dahn-18	Dahn-8	Grandieri-20	Kach-6
N24	WEBBER INTERNATIONAL	W	66	63	NELSON-22	CLARK-7	SCHAFFER-21	CARMONA, EVANS-8
N26	CHARLESTON SOUTHERN	W	76	73	URBANUS-21	NELSON-8	WARREN-22	CARTER-5
D1	at Chattanooga *	L	74	87	Urbanus-24	Clark, Wells-6	McDowell-22	Hartwell-13
D13	at Davidson *	L	74	95	Wells-20	Wells-6	Barr-23	Meno-8
D15	POINT	W	79	55	WELLS-26	WELLS-10	WILLIAMS-17	WILLIAMS-7
D20	at #7 Washington State &	L	45	67	Wells, Urbanus-14	Clark, Wells-4	Baynes-16	Baynes-12
D31	CORNELL COLLEGE (IOWA)	W	71	63	MCDOWELL-16	MCDOWELL-13	LADREW-16	HANDKE-10
J3	ELON *	L	63	72	URBANUS-18	CLARK-9	WATSON-18	ATOYEBI-16
J5	APPALACHIAN STATE *	L	50	63	MCDOWELL-18	MCDOWELL-8	ABRAHAM-13	MINTER-13
J7	at UNC Greensboro *	L	54	84	Dahn-19	McDowell-7	Hines-22	Brown-8
J12	GEORGIA SOUTHERN *	L	52	73	WELLS-16	MCDOWELL-4	GRAHAM-20	FIELDS-8
J14	COLLEGE OF CHARLESTON *	L	46	69	MCDOWELL-14	DAHN, MCDOWELL-6	GOUDELOCK-13	JOHNSON-10
J19	WOFFORD *	L	76	80	DAHN-16	MCDOWELL-5	MARTIN-17	DAHLMAN-6
J24	DAVIDSON *	L	70	87	DAHN-19	WELLS-4	CURRY-28	MENO-9
J26	UNC GREENSBORO *	L	63	74	DAHN-17	DAHN-7	STYWALL-21	HINES-14
J30	at Furman *	L	51	53	Wells-17	Urbanus-6	Opacic-21	Five tied with three
F4	at College of Charleston *	L	48	63	Wells-17	Wells-8	White, Jr.-17	Johnson, Simmons-10
F9	at Appalachian State *	L	71	75	Wells-17	Wells-7	Minter-25	Clayton-16
F11	at Elon *	L	51	65	Dahn-14	Wells-11	Constantine-13	Atoyebi-10
F14	WESTERN CAROLINA *	W	57	51	WELLS-16	WELLS, URBANUS-7	GORE-15	FOUR TIED WITH SIX
F16	CHATTANOOGA *	L	71	78	DAHN-26	WELLS-10	DOAKS-18	DOAKS, HARTWELL-6
F20	at Georgia Southern *	L	68	98	Wells-20	Urbanus-8	Graham-23	Fields-10
F23	at Western Carolina *	L	42	61	Urbanus-23	Wells-7	Wilson-14	Wilson-10
F28	FURMAN *	L	63	73	DAHN-16	CLARK-15	DEHM-17	DEHM-8
M1	at Wofford *	L	77	91	Wells-28	Wells-8	Gibson-20	Dahlman-14
M7	vs. College of Charleston ^	L	48	66	Dahn-17	Eykyn, Wells-4	Wiggins-13	Johnson-13

\* - Indicates Southern Conference Game  
 & - Indicates Cougar Hardwood Classic (Seattle, Wash.)  
 ^ - Indicates Southern Conference Tournament (North Charleston, S.C.)

## 2008-09

Head Coach.....	Ed Conroy
Overall Record.....	20-13
Southern Conference Record.....	15-5 (t-2nd South)
Home Record.....	10-5
Away Record.....	9-6
Neutral Record.....	1-2

Date	Opponent	Result	CIT	OPP.	Citadel High Scorer	Citadel High Rebounder	Opponent High Scorer	Opponent High Rebounder
N14	GRACE BIBLE	W	81	72	NELSON-18	DAHN, NELSON-7	DURHAM-26	DURHAM-7
N16	at VCU #	L	59	82	Dahn-13	Four tied with four	Gwynn-20	Burgess, Pishchalnikov-6
N20	IOWA	L	48	70	WELLS-21	MORABBI-6	TUCKER-21	FULLER, TATE-5
N22	CINCINNATI CHRISTIAN #	W	78	55	WELLS-20	URBANUS-7	HARNEY-12	CALLOWAY-5
N25	at Charleston Southern	W	84	80	Wells-26	Wells-11	Warren-25	Martin-10
N29	vs. Central Arkansas %	L	53	58	Nelson-16	Nelson-7	Pillow-13	Taylor-6
N30	vs. Grambling State %	W	55	41	Urbanus-15	Wells-14	Perkins, Prestley-11	Breaux-6
D4	at UNC Greensboro *	W	57	50	Wells-12	Wells-9	Clement-15	Stywall-11
D6	at Elon *	L	54	56	Dahn, Nelson-14	Nelson-12	Atoyebi-20	Carter-8
D15	UC-DAVIS	L	61	79	WELLS-15	WELLS-6	OLIVER-21	PAYNE-8
D17	at #19 Michigan State	L	65	79	Dahn-17	Dahn, Nelson, Streeter-6	Morgan-26	Morgan-10
D20	at South Carolina	L	66	80	Nelson-21	Wells-6	Downey-17	Holmes-11
J3	BETHUNE-COOKMAN	W	58	57	NELSON-18	BROWN, NELSON, WELLS-5	REED-23	STARLING-8
J8	GEORGIA SOUTHERN *	W	84	75	NELSON-23	BROWN-11	ALLEN-20	ALLEN-12
J10	DAVIDSON *	L	69	84	WELLS-25	BROWN, WELLS-6	CURRY-32	ALLISON, CURRY-6
J12	CHATTANOOGA *	L	70	76	URBANUS-24	NELSON-14	MCDOWELL-27	GAFFNEY, HARTWELL-7
J15	at Furman *	W	74	69	Wells-22	Streeter-9	Dehm, Miller-17	Opacic, Sebrimburi-5
J17	at Wofford *	L	63	66	Nelson-14	Nelson-9	Dahlman-17	Johnson-8
J22	WESTERN CAROLINA *	W	66	52	NELSON, URBANUS-16	BROWN-7	GILES-11	RUSSELL-6
J24	COLLEGE OF CHARLESTON *	W	72	63	NELSON-17	BROWN-12	JOHNSON-17	JOHNSON-14
J26	at Samford *	W	70	45	Wells-20	Brown-12	King-12	King-6
J29	ELON *	W	60	58	NELSON-17	BROWN-10	ATOYEBI, JAMES-15	CONSTANTINE-11
J31	UNC GREENSBORO *	W	66	60	URBANUS-20	NELSON-8	EARGLE-18	EARGLE, STYWALL-7
F5	at Appalachian State *	W	74	72	Nelson-22	Nelson-9	Hunter-18	Butts-8
F7	at Western Carolina *	W	75	66	Nelson-29	Brown, Nelson-9	Gaillard-13	Wagingner-7
F12	APPALACHIAN STATE *	W	78	73	OT WELLS-30	BROWN-12	BRAND-22	BUTTS-8
F14	at College of Charleston *	W	72	58	Wells-18	Brown-12	Goudelock-22	Scott-8
F18	at Davidson *	W	64	46	Nelson-22	Nelson-14	Lovedale-16	Lovedale-11
F26	FURMAN *	W	75	54	NELSON-28	BROWN, NELSON-8	BARNES-10	BARNES-12
F28	WOFFORD *	L	55	62	NELSON-14	NELSON-8	DAHLMAN-17	JOHNSON-8
M2	at Georgia Southern *	W	74	53	Nelson-22	Nelson-11	Hanson-14	Troupe-7
M6	vs. Samford ^	L	67	76	Wells-22	Brown-7	B. Friday-21	B. Friday, Montgomery-7
M19	at Old Dominion &	L	59	67	Nelson-25	Brown-10	Carter-17	Carter-9

\* - Indicates Southern Conference Game  
 # - Indicates Cancun Challenge Regional  
 % - Indicates Cancun Challenge Tournament (Cancun, Mexico)  
 ^ - Indicates Southern Conference Tournament (Chattanooga, Tenn.)  
 & - Indicates Collegelnsider.com Tournament (Norfolk, Va. / Constant Convocation Center)



# SEASON-BY-SEASON RESULTS

## 2009-10

Head Coach.....	Ed Conroy
Overall Record.....	16-16
Southern Conference Record.....	9-9 (4th South)
Home Record.....	8-6
Away Record.....	5-8
Neutral Record.....	3-2

Date	Opponent	Result	CIT	OPP	Citadel High Scorer	Citadel High Rebounder	Opponent High Scorer	Opponent High Rebounder
N13	KENYON	W	64	45	WOLFINGER-20	WOLFINGER-12	KNIGHT-15	KNAPKE-11
N17	CHARLESTON SOUTHERN	L	60	61	WELLS-23	WOLFINGER-9	MARTIN-15	MARTIN-10
N20	vs. Eastern Michigan !	W	63	56	Wells-24	Wolfinger-7	Bowdry-14	Bowdry-9
N21	at Missouri State !	L	55	72	Wolfinger-18	Wolfinger-7	Weems-23	Patterson, Weems-6
N22	vs. Maryland-Eastern Shore!	W	88	62	Wolfinger-17	Wolfinger-8	Pitt-17	Obame Obame-10
N24	at #8 West Virginia	L	50	69	Wells-19	Urbanus, Wells-8	Flowers-13	Jones, Smith-8
N28	UVA-WISE #	W	69	37	WELLS-20	STREETER, URBANUS, WOLFINGER-6	JORDAN-14	JORDAN, PHILLIPS-6
N29	CENTRAL CONNECTICUT STATE #	W	67	53	URBANUS-23	WELLS-9	PTACEK-24	SEYMORE-5
D3	DAVIDSON *	L	63	74	URBANUS, WELLS-23	URBANUS, WELLS-8	ARCHAMBAULT-21	COHEN, ROSSITER-7
D5	GEORGIA SOUTHERN *	W	68	43	URBANUS-23	STREETER-6	POWERS, DRAYTON-10	TROUPE-9
D7	#12 MICHIGAN STATE	L	56	69	WELLS-16	URBANUS-6	LUCAS-17	MORGAN-10
D19	at #23 Texas A&M	L	50	71	Wells-28	Urbanus-6	Sloan-17	Davis-9
D21	at Houston	L	58	81	DuPont, Wells-14	Wolfinger-10	A. Coleman-26	McNeil-16
J2	at Savannah State	W	54	47	Dahn-12	Wells-6	Rankins-17	Hassan-8
J6	at Appalachian State *	W	68	58	Wells-21	Streeter-9	Sims-22	Butts-10
J9	COLLEGE OF CHARLESTON *	L	55	61	WELLS-14	STREETER-10	GOUDELOCK-22	GOUDELOCK-10
J14	at Chattanooga *	L	54	56	Wells-28	DuPont-7	Bell, Taylor-11	Taylor-9
J16	at Samford *	W	51	50	Wells-19	Wells-7	B. Friday-16	Montgomery-6
J21	WOFFORD *	L	42	44	WELLS-17	DUPONT-10	DAHLMAN-15	JOHNSON-12
J23	FURMAN *	W	70	60	WELLS-22	WELLS-12	SAKA-19	BARNES-9
J28	at Georgia Southern *	L	58	61	Wells-25	Streeter-6	Powers-19	Spencer-7
J30	at Davidson *	L	63	67	Wells-22	Streeter-7	Cohen-18	Archambault, Cohen-8
F4	SAMFORD *	W	61	57	DAHN-15	STREETER, WELLS-8	DAVIS-24	DAVIS-7
F6	CHATTANOOGA *	W	68	60	URBANUS-24	WELLS-10	PATTERSON-19	MCKEITHER-18
F8	at College of Charleston *	W	72	65	Urbanus-17	DuPont-6	Goudelock-19	Goudelock-11
F13	at Elon *	W	77	72	Wells-20	Wells-12	Constantine-24	Constantine-15
F18	WESTERN CAROLINA *	W	73	56	MORABBI-16	DUPONT-11	WAGINGNER-12	RUSSELL-6
F20	UNC GREENSBORO *	L	53	59	DAHN-17	WELLS-6	STYWALL-19	STYWALL-14
F25	at Furman *	L	44	59	DuPont-15	DuPont, Streeter-8	Miller-16	Saaka-10
F27	at Wofford *	L	66	75	Wells-25	Wells-25	DuPont-7	Johnson-8
M5	vs. Samford ^	W	55	43	Wells-17	Wells-8	Montgomery-16	Merritt-9
M6	vs. Appalachian State ^	L	61	71	Urbanus-15	Wells-6	Sims-30	Hunter-10

\* - Indicates Southern Conference Game  
 ! - Indicates Hispanic College Fund Challenge (Missouri State)  
 # - Indicates CollegeInsider.Com Skip Prosser Classic (The Citadel)  
 ^ - Indicates Southern Conference Tournament (Charlotte, N.C. / Bojangles Coliseum)

## 2010-11

Head Coach.....	Chuck Driesell
Overall Record.....	10-22
Southern Conference Record.....	6-12 (4th South)
Home Record.....	6-8
Away Record.....	3-12
Neutral Record.....	1-2

Date	Opponent	Result	CIT	OPP	Citadel High Scorer	Citadel High Rebounder	Opponent High Scorer	Opponent High Rebounder
N12	at Richmond	L	37	79	Wells-17	Streeter, Williams-6	Harper-18	Geriot-8
N16	at Charleston Southern	L	61	68	Wells-19	Clark, Streeter-6	Martin, Mitchell-12	Martin-9
N20	JAMES MADISON	L	67	74	DAHN-18	STREETER-5	BOWLES-20	GOINS-13
N23	HIGH POINT	W	71	63	WELLS-25	URBANUS-8	BARBOUR-20	MAXWELL-8
N27	at Coastal Carolina	L	62	74	Wells-22	Clark, Streeter, Wells-6	Gray-27	Holloway-11
D2	GEORGIA SOUTHERN *	W	65	52	DAHN, STREETER, URBANUS-13	STREETER-10	DRAYTON-14	MIKE-7
D4	DAVIDSON *	L	53	68	GROSELLE-13	URBANUS-7	COHEN-21	COHEN-12
D6	ST. MARY'S (MD.)	W	72	64	URBANUS-15	STREETER-8	FRANZ-25	BURUM-8
D17	at Colorado	L	61	89	Groselle-22	Streeter-6	Burks-19	Roberson-11
D19	at New Mexico	L	58	84	Dahn-15	Groselle-5	McDonald-17	McDonald-6
D22	vs. South Carolina State !	W	67	57	Groselle-19	Groselle-14	Porter-16	Sanders-7
D23	vs. SIU-Edwardsville !	L	55	59	Wells-14	Wells-8	Bundalo-16	Bundalo-11
D31	CHOWAN	W	67	53	WELLS-22	GROSELLE-10	MCDUFFIE-16	MCDUFFIE-11
J2	at Clemson	L	54	69	Urbanus-17	Groselle-10	Stitt-16	Grant-13
J6	at Wofford *	L	60	78	Groselle-19	Groselle-16	Dahlman-15	Dahlman-9
J8	at Furman *	L	67	88	Wells-22	Wells-6	Saaka-20	Saaka, Reddick-5
J13	CHATTANOOGA *	L	68	69	WELLS-17	GROSELLE-9	WATTAD-30	JEFFERSON-8
J15	at College of Charleston *	L	66	87	Wells-26	Groselle-9	Goudelock-29	Hall-9
J17	at Samford *	W	61	50	Wells-22	Wells-8	King-18	Peterson-6
J20	APPALACHIAN STATE *	W	81	63	WELLS-19	WELLS-6	SIMS-28	WILLIAMSON-7
J22	WESTERN CAROLINA *	W	68	46	WELLS-27	DAHN, GROSELLE-6	MUTOMBO-13	SUMLER-7
J26	at Davidson *	W	85	75	Wells-28	Dahn, Eykyn, Holston-4	Cochran-21	Cohen-8
F3	FURMAN *	L	55	59	DAHN, GROSELLE-15	GROSELLE-10	EVANS, ST.S-12	SAKA-9
F5	WOFFORD *	L	60	74	WELLS-16	HOLSTON-7	DAHLMAN-22	JOHNSON-10
F7	at UNC Greensboro *	L	70	86	Groselle-20	Dahn-7	Cole-24	Brackett, Simpson-7
F12	ELON *	L	72	79	WELLS-24	STREETER, WELLS-8	SPRADLIN-22	BEAUMONT-7
F14	SAVANNAH STATE	L	61	65	URBANUS-17	DAHN, HOLSTON-7	SHULER-24	JYLES SMITH-10
F17	COLLEGE OF CHARLESTON *	L	63	85	DAHN-19	GROSELLE-10	HALL-24	HALL-7
F19	at Georgia Southern *	L	53	65	Groselle, Wells-17	Groselle-10	Drayton-15	Drayton, Ferguson-6
F24	at Western Carolina *	W	70	62	Wells-21	Groselle-11	Williams-20	Gordon-8
F26	at Appalachian State *	L	59	70	Wells-21	Wells-7	Carter-25	Four players tied at 5
M4	vs. Elon ^	L	74	85	Dahn-20	Groselle-12	Long-21	Long-7

\* - Indicates Southern Conference Game  
 ! - Indicates Las Vegas Classic (Las Vegas, Nev.)  
 ^ - Indicates Southern Conference Tournament (Chattanooga, Tenn.)

# SEASON-BY-SEASON RESULTS



## 2011-12

Head Coach.....	Chuck Driesell
Captains .....	Cosmo Morabbi / DeVontae Wright / Bo Holston
Overall Record.....	6-24
Southern Conference Record.....	3-15 (6th South)
Home Record .....	4-10
Away Record .....	1-12
Neutral Record.....	1-2

Date	Opponent	Result	CIT	OPP.	Citadel High Scorer	Citadel High Rebounder	Opponent High Scorer	Opponent High Rebounder
N11	vs. VMI !	L	100	103	Groselle-25	Groselle-11	Gabriel, Glascow-17	Gore-9
N12	vs. Army !	W	83	72	Wright-26	Groselle-10	Ellis-18	Stire-6
N16	CLEMSON	L	50	73	GROSELLE-16	GROSELLE-11	SMITH-11	SMITH-7
N21	JOHNSON (FLA.)	W	97	44	GROSELLE, SMITH-19	GROSELLE-11	LYNCH-15	BLANC-13
N26	at High Point	L	72	80	Groselle-15	Groselle-13	Martin-21	Law-15
D1	at College of Charleston *	L	64	83	Groselle-20	Groselle-19	Wiedeman-22	Wiedeman-10
D3	at Wofford *	L	63	82	Groselle, Moore, 13	Wright-6	Giltner-27	Giltner-10
D6	COASTAL CAROLINA	L	58	80	SMITH-15	HORGAN, SMITH-5	RAFFA-28	PACK-8
D14	CHARLESTON SOUTHERN	L	69	88	MOORE-18	GROSELLE-7	HARPER-19	MARTIN-17
D19	at James Madison	L	49	67	Groselle-11	Groselle-11	Hitchens, Wells-12	Wells-7
D22	at Denver	L	58	70	Groselle-16	Groselle-8	Udoffa-19	Udoffa-7
D29	at Tennessee	L	55	86	Groselle-21	Groselle-8	Makanjuola-18	Makanjuola-11
J2	UVA-WISE	W	91	74	MOORE-30	GROSELLE-13	BERRY-20	BERRY-5
J5	at Furman *	L	45	77	Morabbi-14	Groselle-8	Austin-17	Co. Reddick, Sebirumbi-5
J7	SAMFORD *	W	73	62	GROSELLE-25	BRAY-8	WINDLER-16	COOK-7
J12	ELON *	L	55	70	GROSELLE-17	GROSELLE-11	SPRADLIN-21	TROUTMAN-7
J14	UNC GREENSBORO *	L	66	67	GROSELLE-22	GROSELLE-9	SIMPSON-19	BRACKETT-5
J21	at Davidson *	L	51	80	Groselle-22	Groselle-5	Cohen-20	Brooks-9
J23	at Georgia Southern *	L	72	78	Groselle-20	Groselle-14	Powers-19	Ferguson-9
J26	WOFFORD *	L	55	62	HOLSTON-14	WRIGHT-9	COCHRAN-18	CROWELL-7
J28	FURMAN *	L	58	67	GROSELLE-24	GROSELLE-11	COLIN REDDICK-12	SEBIRUMBI-8
F2	at UNC Greensboro *	L	71	82	Groselle-20	Groselle-8	Simpson-23	Simpson-7
F4	at Elon *	L	66	71	Miller-15	Groselle-8	Isenbarger-34	Troutman-8
F9	DAVIDSON *	L	66	77	GROSELLE-15	GROSELLE-10	BROOKS-26	BROOKS-9
F11	GEORGIA SOUTHERN *	L	72	73	MOORE-24	ROBERTSON-10	FERGUSON-14	HEWITT-9
F16	at Western Carolina *	L	63	70	Groselle-17	Groselle-10	Mutombo-24	King-15
F18	at Chattanooga *	W	48	46	Miller-15	Groselle-15	Hampton-12	Burroughs-7
F22	APPALACHIAN STATE *	W	62	51	GROSELLE-18	HOLSTON-10	HEALY-19	WILLIAMSON-14
F25	COLLEGE OF CHARLESTON *	L	47	55	GROSELLE-14	GROSELLE-16	STITT, WIGGINS-12	WIEDEMAN-7
M2	vs. Western Carolina ^	L	56	68	Groselle-21	Groselle, Wright-6	Mutombo-21	King-6

\* - Indicates Southern Conference Game  
 ! - Indicates All Military Classic (Colorado Springs, Colo.)  
 ^ - Indicates Southern Conference Tournament (Asheville, N.C.)

## 2012-13

Head Coach.....	Chuck Driesell
Captains .....	Mike Groselle
Overall Record.....	8-22
Southern Conference Record.....	5-13 (5th South)
Home Record .....	5-9
Away Record .....	3-12
Neutral Record.....	0-1

Date	Opponent	Result	CIT	OPP.	Citadel High Scorer	Citadel High Rebounder	Opponent High Scorer	Opponent High Rebounder
N10	VMI !	W	84	76	GROSELLE-21	GROSELLE-15	BROWN-22	COVINGTON-9
N11	AIR FORCE I	L	70	77	MILLER-20	GROSELLE-8	LYONS-33	LYONS, BROEKHUIS-3
N14	MONTREAT	W	62	45	VAN SCYOC-16	VAN SCYOC-7	ALLEN-21	ALLEN-10
N17	UNION (KY.)	W	92	50	VAN SCYOC-17	GROSELLE-12	STRANGE-13	ADAMS-6
N24	RADFORD	L	61	74	MOORE-12	GROSELLE-9	ANDERSON-13	GREEN-8
D1	at UNC Greensboro *	L	54	84	Groselle-20	Groselle, Moore-4	Parker-15	Van Dussen-6
D4	at Charleston Southern	L	73	101	Groselle-18	Elmore-12	Harper-30	Gombrow-9
D15	at Gardner-Webb	L	58	71	Setzkom-16	Groselle-15	Harper-27	Harper-7
D19	at St. Bonaventure	L	57	97	Groselle-14	Van Scyoc-7	Conger, Johnson-16	Simmons-9
D22	at Georgia Tech	L	41	73	Miller, Groselle-9	Elmore-10	Holsey-14	Carter Jr.-10
J1	at Clemson	L	51	92	Groselle-13	Elmore-5	Flier-21	Smith-5
J5	WESTERN CAROLINA *	L	55	72	HORGAN, HARRIS-10	HORGAN-8	SUMLER-17	ROSS-10
J10	CHATTANOOGA *	L	65	70	VAN SCYOC-20	GROSELLE-7	MASON-15	MASON-8
J12	SAMFORD *	L	65	69	VAN SCYOC-19	GROSELLE-11	GEFFRARD JR.-22	WILLIAMS-6
J14	COLLEGE OF CHARLESTON *	L	69	73	GROSELLE-19	GROSELLE-9	LAWRENCE-21	BARU-12
J17	at Davidson *	L	38	70	Van Scyoc-8	Groselle-9	Brooks-15	Czerapowicz-6
J19	at Georgia Southern *	W	70	55	Van Scyoc-21	Groselle, Horgan-8	Reed-13	Ferguson-8
J24	at College of Charleston *	L	54	69	Groselle-17	Groselle-9	W. Hall-14	Baru-12
J26	ELON *	L	66	70	GROSELLE, VAN SCYOC-20	GROSELLE, HORGAN-9	ISENBARGER-22	BEAUMONT, KOCH-6
J31	WOFFORD *	W	69	63	GROSELLE-24	HORGAN-10	COCHRAN-15	FAITHFULL-6
F2	at Furman *	W	84	79	Horgan-23	Groselle-7	Ch. Reddick-26	Co. Reddick, Ch. Reddick-8
F7	at Chattanooga *	L	76	89	Horgan-25	Horgan-10	McGhee-22	McGhee, Zlovaric-7
F9	at Samford *	L	67	79	Jenkins, Groselle-13	Horgan, Groselle-5	Hood-19	Hood, Miller-5
F14	GEORGIA SOUTHERN *	L	57	78	HORGAN-19	HORGAN-8	ROBERTS-20	BAYNHAM-6
F16	DAVIDSON *	L	57	72	GROSELLE-21	HORGAN-10	COCHRAN-18	DRONEY, CZERAPOWICZ-4
F20	at Appalachian State *	W	80	77	Van Scyoc-24	Groselle-14	Three with-13	Trice, Healy-7
F23	at Presbyterian #	L	65	68	Groselle-15	Groselle, Horgan-9	Mutakabbir-25	McTavish, Clyburn-5
F28	FURMAN *	W	68	57	GROSELLE-24	GROSELLE-10	WIDEMAN-17	REDDICK-10
M2	at Wofford *	L	62	69	Groselle-17	Groselle-7	Skinner-21	Skinner-11
M8	vs. Western Carolina ^	L	61	76	Groselle, Van Scyoc-13	Horgan-8	Sumler-27	King-8

\* - Indicates Southern Conference Game  
 ! - Indicates All-Military Classic (Charleston, S.C.)  
 # - Indicates ESPN Bracketbusters Tournament  
 ^ - Indicates Southern Conference Tournament (Asheville, N.C.)



# SEASON-BY-SEASON RESULTS

## 2013-14

Head Coach.....	Chuck Driesell
Captains .....	Marshall Harris III / Quinton Marshall / Ashton Moore
Overall Record.....	7-26
Southern Conference Record.....	2-14 (11th Place)
Home Record .....	6-8
Away Record .....	0-15
Neutral Record .....	1-3

Date	Opponent	Result	CIT	OPP	Citadel High Scorer	Citadel High Rebounder	Opponent High Scorer	Opponent High Rebounder
N8	at VMI !	L	71	82	White-21	Van Scyoc-11	Peterson-25	Weethee-11
N9	vs. Army !	L	69	84	White-27	White-12	Wilson-20	Ferguson-7
N12	<b>PRESBYTERIAN</b>	<b>W</b>	<b>82</b>	<b>68</b>	<b>MOORE-19</b>	<b>VAN SCYOC-8</b>	<b>TRUSS-20</b>	<b>TRUSS-14</b>
N16	<b>NORTH GREENVILLE</b>	<b>W</b>	<b>83</b>	<b>53</b>	<b>MOORE-21</b>	<b>FOUR TIED WITH-5</b>	<b>DEAN-16</b>	<b>JOHNSON-9</b>
N18	at Tennessee	L	60	86	Van Scyoc-19	White-5	McRae-20	Moore-7
N21	at Wake Forest	L	54	82	White-18	Three tied with-5	Thomas-11	Thomas-8
N25	<b>MONTREAL</b>	<b>W</b>	<b>109</b>	<b>64</b>	<b>VAN SCYOC-23</b>	<b>WHITE-10</b>	<b>FARLEY-17</b>	<b>MARSHALL-7</b>
N29	at Towson #	L	59	84	Sledge-14	Moore-7	McGlynn-19	Parker-Rivera-11
N30	vs. West Alabama #	L	77	90	White-24	White-9	Pope-23	Pope-10
D4	at Navy	L	74	79	Harris III-19	Bray-10	Dunbar-28	Dunbar-8
D7	<b>GARDNER-WEBB</b>	<b>L</b>	<b>55</b>	<b>67</b>	<b>WHITE-13</b>	<b>HARRIS III-6</b>	<b>HARPER-13</b>	<b>BRANCH, NELSON-6</b>
D18	<b>BREVARD</b>	<b>W</b>	<b>79</b>	<b>68</b>	<b>HARRIS III-22</b>	<b>WHITE-11</b>	<b>THREE-TIED WITH-16</b>	<b>SHAW-6</b>
D21	at Nebraska	L	62	77	Moore-21	White-7	Petteway-27	Smith-10
D29	<b>COLLEGE OF CHARLESTON</b>	<b>L</b>	<b>48</b>	<b>72</b>	<b>MOORE-15</b>	<b>WHITE-8</b>	<b>W. HALL-18</b>	<b>W. HALL-13</b>
J2	at Radford	L	59	76	Van Scyoc-17	White-6	Green-17	Green-10
J6	<b>CHATTANOOGA *</b>	<b>L</b>	<b>78</b>	<b>82</b>	<b>MOORE-21</b>	<b>MOORE-9</b>	<b>MASON-30</b>	<b>MASON-14</b>
J9	at Wofford *	L	75	79	OT	Van Scyoc-22	Skinner-28	Skinner-13
J11	at Elon *	L	65	74	Van Scyoc-16	White-8	Troutman-19	Troutman-9
J16	at UNC Greensboro *	L	65	69	OT	Moore-21	Locke-21	Cain-16
J18	<b>FURMAN *</b>	<b>L</b>	<b>71</b>	<b>76</b>	<b>MOORE-25</b>	<b>HORGAN-10</b>	<b>FERRARA-27</b>	<b>FERRARA-10</b>
J23	<b>APPALACHIAN STATE *</b>	<b>L</b>	<b>67</b>	<b>80</b>	<b>VAN SCYOC-24</b>	<b>WHITE-7</b>	<b>HAMILTON, KOBANI-18</b>	<b>OBACHA-8</b>
J25	<b>WESTERN CAROLINA *</b>	<b>L</b>	<b>60</b>	<b>78</b>	<b>VAN SCYOC-25</b>	<b>VAN SCYOC-10</b>	<b>TANKELEWICZ-15</b>	<b>BROWNING-7</b>
J30	at Georgia Southern *	L	52	83	Moore-14	Moore, Marshall-5	Hewitt-22	Doyle-12
F1	at Davidson *	L	43	62	White-10	Moore-5	Brooks-23	Brooks-8
F6	at Appalachian State *	L	45	54	Marshall-13	Three tied with-5	Hamilton-17	Spagnolo-12
F8	<b>WOFFORD *</b>	<b>L</b>	<b>56</b>	<b>77</b>	<b>WHITE-14</b>	<b>VAN SCYOC-12</b>	<b>SKINNER-18</b>	<b>SKINNER-12</b>
F15	at Furman *	L	67	76	Moore-22	Horgan-10	Croone-23	Reddick-10
F17	<b>DAVIDSON *</b>	<b>L</b>	<b>76</b>	<b>83</b>	<b>MOORE-35</b>	<b>HORGAN-6</b>	<b>BROOKS-21</b>	<b>BROOKS-6</b>
F22	at Western Carolina *	L	52	70	Moore-16	White-6	Sumler-18	Sinclair-8
F24	<b>SAMFORD *</b>	<b>W</b>	<b>81</b>	<b>71</b>	<b>MOORE-24</b>	<b>HORGAN-8</b>	<b>I. WILLIAMS-24</b>	<b>T. WILLIAMS-9</b>
M1	<b>GEORGIA SOUTHERN *</b>	<b>W</b>	<b>80</b>	<b>63</b>	<b>VAN SCYOC-19</b>	<b>HORGAN-9</b>	<b>BUSSEY-29</b>	<b>HOLMES, DOYLE-7</b>
M7	vs. UNC Greensboro ^	W	86	76	Moore-24	Horgan-12	Cain-18	Cain-7
M8	vs. Wofford ^	L	51	68	Moore-24	Four tied with-4	Cochran-22	Cochran-7

\* - Indicates Southern Conference Game  
 ! - Indicates All-Military Classic (Lexington, Va.)  
 # - Indicates Battle 4 Atlantis Mainland Tournament (Towson, Md.)  
 ^ - Indicates Southern Conference Tournament (Asheville, N.C.)

## 2014-15

Head Coach.....	Chuck Driesell
Captains .....	Marshall Harris III / Ashton Moore
Overall Record.....	11-19
Southern Conference Record.....	6-12 (7th Place)
Home Record .....	8-6
Away Record .....	3-10
Neutral Record .....	0-3

Date	Opponent	Result	CIT	OPP	Citadel High Scorer	Citadel High Rebounder	Opponent High Scorer	Opponent High Rebounder
N14	vs. VMI !	L	65	66	Moore-24	Moore-6	Peterson-25	Weethee-6
N15	vs. Air Force !	L	55	68	Harris III-16	Horgan, Bray-4	Yon-16	Williams, Olesinski-7
N19	<b>TOCCOA FALLS</b>	<b>W</b>	<b>71</b>	<b>58</b>	<b>MOORE-20</b>	<b>WHITE-12</b>	<b>J. BARRETT-27</b>	<b>Z. BARRETT-5</b>
N22	<b>BOB JONES</b>	<b>W</b>	<b>81</b>	<b>50</b>	<b>HORGAN-23</b>	<b>HORGAN-11</b>	<b>TURNER-16</b>	<b>HOLDEN-5</b>
N25	at Florida State	L	55	66	Moore-17	Horgan-6	Rathan-Mayes-26	Brandon-8
N29	<b>WARREN WILSON</b>	<b>W</b>	<b>84</b>	<b>45</b>	<b>MOORE-15</b>	<b>WHITE-7</b>	<b>TY JOHNSON-21</b>	<b>HAY-9</b>
D2	at College of Charleston	L	55	59	Moore-22	Horgan-10	Barry-14	Baru-9
D6	<b>NAVY</b>	<b>W</b>	<b>67</b>	<b>60</b>	<b>WRIGHT-21</b>	<b>BRAY-9</b>	<b>VENTURINI-18</b>	<b>HEMPHILL-11</b>
D11	<b>CHATTANOOGA *</b>	<b>L</b>	<b>48</b>	<b>67</b>	<b>HORGAN-17</b>	<b>HORGAN-9</b>	<b>TUOYO-14</b>	<b>TUOYO-9</b>
D20	at Virginia Tech	L	61	64	Moore-27	Moore-8	Smith-16	Hill-7
D22	at Michigan State	L	56	82	Horgan-19	Horgan-5	Valentine-18	Valentine, Clark-6
D30	<b>BETHUNE-COOKMAN</b>	<b>W</b>	<b>51</b>	<b>47</b>	<b>MOORE-20</b>	<b>HORGAN-9</b>	<b>STEWART-22</b>	<b>BREWER-8</b>
J3	at Western Carolina *	L	70	78	Horgan-21	Horgan-11	Sinclair-22	Brummitt-5
J5	at UNC Greensboro *	W	85	83	OT	Moore-28	Saddler-23	White-9
J8	<b>SAMFORD *</b>	<b>W</b>	<b>77</b>	<b>67</b>	<b>MOORE-20</b>	<b>MARSHALL-10</b>	<b>JONES-GIBSON-18</b>	<b>BRADLEY, JONES-GIBSON-4</b>
J10	at Mercer *	L	51	74	White-10	White-6	Nwamu-15	Halice-7
J15	<b>WOFFORD *</b>	<b>W</b>	<b>69</b>	<b>66</b>	<b>MOORE-29</b>	<b>WHITE, MARSHALL-6</b>	<b>COCHRAN-23</b>	<b>NEUMANN-6</b>
J17	<b>FURMAN *</b>	<b>L</b>	<b>62</b>	<b>74</b>	<b>MOORE-16</b>	<b>BRAY-10</b>	<b>SIBLEY-25</b>	<b>ACOX-13</b>
J22	at East Tennessee State *	L	59	70	Moore-19	Horgan-8	Rembert, Riley-18	Banks-8
J24	at VMI *	L	75	85	Moore-20	Horgan-14	Eleby-15	Hinton, Anglade-6
J31	at Chattanooga *	L	73	78	Moore-18	White-6	Jones-23	White-5
F5	<b>MERCER *</b>	<b>L</b>	<b>53</b>	<b>76</b>	<b>MOORE-19</b>	<b>MOORE, HORGAN-4</b>	<b>HALLICE-16</b>	<b>HALLICE, MOTEN-5</b>
F7	<b>UNCG *</b>	<b>L</b>	<b>63</b>	<b>79</b>	<b>MOORE-32</b>	<b>HORGAN-8</b>	<b>BALDWIN-17</b>	<b>WHITE-8</b>
F12	at Samford *	W	66	65	Wright-20	White-7	Jones-Gibson-18	Bradley-7
F15	<b>VMI *</b>	<b>L</b>	<b>69</b>	<b>84</b>	<b>MOORE-19</b>	<b>WHITE, HORGAN-6</b>	<b>MARSHALL-26</b>	<b>ANGLADE, ELEBY-7</b>
F19	at Furman *	W	62	56	OT	Moore-20	Croone-23	Fowler-7
F21	at Wofford *	L	52	78	White-19	White, Horgan-6	Collins-15	Cochran-9
F26	<b>EAST TENNESSEE STATE *</b>	<b>W</b>	<b>74</b>	<b>73</b>	<b>MOORE-21</b>	<b>HORGAN-11</b>	<b>RILEY, MERRIWEATHER-19</b>	<b>BANKS-14</b>
F28	<b>WESTERN CAROLINA *</b>	<b>L</b>	<b>54</b>	<b>67</b>	<b>WRIGHT-15</b>	<b>WHITE-7</b>	<b>SINCLAIR-17</b>	<b>SINCLAIR-7</b>
M6	vs. Furman ^	L	56	73	Harris III, White-11	Horgan-11	Croone-27	Acox-6

\* - Indicates Southern Conference Game  
 ! - Indicates All Military Classic (West Point, N.Y.)  
 ^ - Indicates Southern Conference Tournament (Asheville, N.C.)

# SEASON-BY-SEASON RESULTS



## 2015-16

Head Coach.....	Duggar Baucom
Captains.....	Quinton Marshall / Warren Sledge
Overall Record.....	10-22
Southern Conference Record.....	3-15 (10th Place)
Home Record.....	5-8
Away Record.....	3-13
Neutral Record.....	2-1

Date	Opponent	Result	CIT	OPP.	Citadel High Scorer	Citadel High Rebounder	Opponent High Scorer	Opponent High Rebounder
N14	at #22 Butler	L	71	144	Williams, Henry-13	Henry-4	Dunham-24	Jones-11
N17	STETSON	W	94	93	HENRY-25	WHITE-8	MYLES-20	PEGG-13
N19	MID-ATLANTIC CHRISTIAN	W	132	60	WILLIAMS-30	SCHROEDER-4	ARTIS-19	SPENCER-8
N21	at Presbyterian	L	79	95	White-18	Najdawi-10	Drew-26	Dillard-7
N25	vs. Georgia Southern #	W	95	90	Henry-18	Marshall-9	Brown-26	Glenn, Hughes-8
N27	vs. Bob Jones #	W	121	81	Marshall-26	White-9	Kilough-25	Tipton-13
N28	at USC Upstate #	W	88	81	Henry-30	Boutte-10	Holmes-26	Smith-11
D2	at Air Force	L	93	97	Sledge-18	Duncan-7	Lyons-22	Graham-10
D5	COLLEGE OF CHARLESTON	L	74	82	HENRY-15	MARSHALL-6	BARRY-16	HUSLEY-7
D8	VOORHEES	W	89	85	HENRY-21	WHITE-9	LOUIS-22	MACK-9
D16	at Bethune-Cookman	W	99	87	Henry-23	White-13	Lewis-15	Smith-13
D19	at Campbell	L	82	101	Henry-30	Henry-30	Clemons-31	Mason-9
D29	at Charlotte	L	93	111	Marshall-20	Henry-8	Scott-20	Uchebo-15
J2	CHATTANOOGA *	L	78	84	HENRY-15	BOUTTE, HENRY-5	MCLEAN-18	ESTER-9
J5	at Sanford *	L	74	94	Boute-18	White-6	Jones-26	Cunningham-9
J9	MERCER *	L	80	91	SCHROEDER-14	HENRY, SCHROEDER-6	JELKS-24	JELKS-17
J14	WOFFORD *	L	83	86	HENRY-20	MARSHALL-6	COLLINS-18	NEUMANN-12
J16	FURMAN *	W	89	86	HENRY, WHITE-16	HENRY-10	CROONE-22	RAFFERTY-10
7J21	at Western Carolina *	W	92	91	Marshall-18	Henry-7	Pughley-26	Mutombo-10
J23	at ETSU *	L	92	101	OT Williams-29	Sledge-9	Banks, Guyn-20	Banks-11
J28	UNC GREENSBORO *	L	95	102	HENRY, MASRHALL-20	NAJDAWI-5	LOCKE-30	SMITH-14
J30	VMI *	W	78	75	HENRY-21	BOUTTE-11	ANGLADE-16	ANGLADE-11
F1	at Chattanooga *	L	85	125	White-18	Najdawi-8	Pryor-21	Oldham-8
F6	at Mercer *	L	72	88	Marshall-18	Najdawi-7	Fishler-20	Fishler-10
F8	SAMFORD *	L	86	95	HENRY-22	MARSHALL-5	WALKER-22	WALKER-11
F11	at Furman *	L	75	95	Schroeder-17	Henry-5	Rafferty-21	Rafferty-10
F13	at Wofford *	L	89	99	Henry-23	Marshall-9	Collins-23	Neumann-11
F18	ETSU *	L	51	67	WILLIAMS, HENRY-11	SCHROEDER-7	CROMER-17	BANKS-18
F20	WESTERN CAROLINA *	L	97	102	MARSHALL-22	BOUTTE-8	BRUMMITT-24	BRUMMITT-12
F25	at UNC Greensboro *	L	63	92	White-18	Henry-6	Alonso-21	Smith-16
F27	VMI *	L	95	111	WHITE-23	WILLIAMS-8	PETERSON-26	PETERSON-11
M4	vs. Mercer ^	L	69	71	Henry-16	Najdawi-7	Rivers-16	Leonard-11

\* - Indicates Southern Conference Game  
 # - Indicates Palmetto State Shootout Tournament (Spartanburg, S.C.)  
 ^ - Indicates Southern Conference Tournament (Asheville, N.C.)

## 2016-17

Head Coach.....	Duggar Baucom
Captain.....	Warren Sledge
Overall Record.....	12-21
Southern Conference Record.....	4-14 (8th Place)
Home Record.....	8-8
Away Record.....	4-13
Neutral Record.....	1-1

Date	Opponent	Result	CIT	OPP.	Citadel High Scorer	Citadel High Rebounder	Opponent High Scorer	Opponent High Rebounder
N11	at College of Charleston	L	68	81	Najdawi-28	Najdawi-12	Chealey-24	Harris-13
N13	JOHNSON (FLA.)	W	146	84	NAJDAWI-26	NAJDAWI-10	GROVER 21	BROUGHTON-8
N15	TRUETT MCCONNELL	W	119	90	WILLIAMS-26	NAJDAWI-10	CAMPBELL-18	STALLWORTH-7
N18	at Stetson	W	116	112	Harris-26	Najdawi-9	Newton-23	Newton-9
N20	at #20 Iowa State	L	63	130	Williams-15	Harris-8	Mitrou-Long-26	Morris/Bowie-10
N23	at Arizona State	L	110	127	Harris-30	Harris-9	Cunliffe-23	Oleka-15
N28	PRESBYTERIAN	W	97	83	NAJDAWI-27	NAJDAWI-9	MILLNER-26	DILLARD-7
D2	COLGATE #	W	108	101	NAJDAWI-30	NAJDAWI-9	O'BRIEN-26	RAYMAN-9
D3	USC UPSTATE #	W	97	92	PARKS-25	JOHNSON-8	HOLMES-24	MOORE-9
D4	CAMPBELL #	L	91	97	NAJDAWI-21	NAJDAWI-11	WHITFIELD-29	WHITFIELD-10
D7	TOCCOA FALLS #	W	144	94	NAJDAWI-22	NAJDAWI-10	WILLIAMS-28	IVERSON-7
D17	at Virginia Tech	L	71	133	Parks-20	Williams-5	Hill-22	Clarke-12
D19	at UMBG	L	111	120	20T Parks-24	Najdawi-10	Lyles-32	Lyles-20
D28	UNC GREENSBORO *	L	87	95	PARKS-32	NAJDAWI, HARRIS-8	BALDWIN-25	KUIPER-11
D31	at Furman *	L	68	83	Parks-24	Harris-5	Acox-21	Acox-11
J2	at Wofford *	W	104	103	OT Harris-23	Harris-6	Garcia-27	Sawwell-13
J5	ETSU *	L	71	115	WHITE-15	WHITE-9	PAYNE, CROMER-19	BURRELL-8
J7	VMI *	W	79	74	NAJDAWI-25	HARRIS-8	PETERSON-22	PETERSON-12
J11	at Chattanooga *	L	73	83	Najdawi-15	Harris-7	Burroughs-Cook-20	Tuoyo-13
J14	SAMFORD *	L	90	98	PARKS-19	WILLIAMS-5	DENZEL-DYSON-21	WALKER-11
J19	at Western Carolina *	L	95	100	Parks-28	Najdawi-15	Pughley-28	Mutombo-7
J21	at UNC Greensboro *	L	72	81	Parks-26	Najdawi-7	Baldwin-19	Kuiper-12
J28	at Mercer *	L	66	82	Balogun-16	Balogun, Williams-8	Rivers-23	Jelks-14
F2	WOFFORD *	L	90	100	SLEDGE-26	JOHNSON, WILLIAMS-6	MAGEE, GARCIA-21	JACKSON-10
F4	FURMAN *	L	91	99	BALOGUN-19	BALOGUN-11	SIBLEY-32	ACOX-11
F9	at ETSU *	L	69	90	Parks-22	Allende-7	Cromer-17	Glass-8
F11	at VMI *	L	78	101	Parks-33	Sledge-8	Peterson-37	Eley-13
F18	MERCER *	L	78	89	PARKS-24	NAJDAWI-7	HOLLAND-32	RINGER-10
F22	WESTERN CAROLINA *	L	80	84	PARKS-19	NAJDAWI-8	WILLIAMS-20	GOSSELIM-13
F25	at Sanford *	W	102	96	Parks-37	Parks-8	Thompson-35	Thompson-11
F27	CHATTANOOGA *	W	85	76	PARKS-22	BALOGUN-9	TUOYO-24	JONES-10
M3	vs. Western Carolina ^	W	78	72	Parks-22	Najdawi-6	Mutombo-25	Gosselin-12
M4	vs. UNC Greensboro ^	L	67	76	Najdawi-18	Balogun-10	White-21	Dickey-19

\* - Indicates Southern Conference Game  
 # - Indicates Holy City Hoops Classic (Charleston, S.C.)  
 ^ - Indicates Southern Conference Tournament (Asheville, N.C.)



# SEASON-BY-SEASON RESULTS

## 2017-18

Head Coach.....	Duggar Baucom
Captains.....	Zane Najdawi / Matt Frierson
Overall Record.....	11-21
Southern Conference Record.....	5-13 (8th Place)
Home Record.....	7-8
Away Record.....	3-12
Neutral Record.....	1-1

Date	Opponent	Result	CIT	OPP.	Citadel High Scorer	Citadel High Rebounder	Opponent High Scorer	Opponent High Rebounder
N10	OGLETHORPE	W	109	73	PARKS-21	JOHNSON-9	PERRY-21	KOCH-9
N12	at Virginia Tech	L	93	132	Simmons, Brown-22	Williams-4	Alexander-Walker-29	Blackshear-15
N15	at North Carolina A&T	L	73	92	Parks-19	Williams-8	Olujobi-29	Boykins-11
N18	at High Point	W	79	77	Parks-18	Brown-7	Fox-24	Madison-6
N21	TRINITY BAPTIST	W	116	66	NAJDAWI-28	SIMMONS-7	NORRIS-19	DIXON-10
N24	at Florida State	L	78	113	Frierson-18	Parks, Webster-5	Angola, Mann-21	Kabengele-12
D1	MARIST #	L	91	100	WILLIAMS-22	JOHNSON-7	FUNK-22	DOZIC-11
D2	UMBC #	L	72	98	HARRIS-16	WEBSTER-8	MAURA-21	CURRAN-11
D5	JAMES MADISON	W	84	82	NAJDAWI, JOHNSON-15	SIMMONS, JOHNSON-5	MOSLEY-19	PHILLIPS-11
D14	at Campbell	L	77	87	Frierson-22	Johnson-8	Clemons-32	Eudy-12
D16	POINT	W	110	66	REED-18	WEBSTER-10	STUCKEY-21	CASTOR, GAITHER-6
D19	at Ohio State	L	65	94	REED-14	Williams-7	Bates-Diop, Williams-17	Potter, Young-8
D30	WESTERN CAROLINA *	L	79	81	SIMMONS-16	REED-8	JOHNSON-19	GOSSELIN-11
J4	at Furman *	L	67	107	Williams-15	Harris-7	Sibley-26	Rafferty-11
J6	at Wofford *	L	92	109	Williams-18	Harris-9	Hoover-21	Jackson-13
J11	SAMFORD *	L	91	107	NAJDAWI-21	JOHNSON-7	DENZEL-DYSON-26	DENZEL-DYSON-8
J13	CHATTANOOGA *	W	110	101	OT	HARRIS-7	FOREMAN-30	BRYANT, CHATMAN, DIXON-7
J18	at UNC Greensboro *	L	58	72	Najdawi-25	Najdawi-7	Smith-14	Smith-10
J20	at VMI *	L	81	88	Najdawi-27	Najdawi-11	Parham-24	Vereen, Iruafemi-6
J27	at Mercer *	W	76	74	Frierson-14	Frierson, Harris - 6	Strawberry-22	Ringer-9
J29	ETSU *	L	71	73	NAJDAWI-18	ALLENDE, NAJDAWI, JOHNSON-6	BRADFORD-23	BRADFORD, ARMUS-10
F1	WOFFORD *	W	80	78	NAJDAWI-16	HARRIS-11	MAGEE-21	BROOKS-8
F3	FURMAN *	W	100	92	OT	NAJDAWI-28	DAVIS, SIBLEY-18	FOWLER-9
F8	at Chattanooga *	L	82	85	Reed-20	4 Players-4	Foreman-22	Chatman-6
F10	at Samford *	L	103	116	Najdawi-33	Brown-6	Thompson-24	Adams, Thompson-9
F15	UNC GREENSBORO *	L	66	82	NAJDAWI, FRIERSON-15	HARRIS-6	SMITH-18	DICKEY-10
F17	VMI *	L	71	75	NAJDAWI-23	NAJDAWI-14	PARHAM-25	GILKESON-9
F20	at ETSU *	W	84	82	Najdawi-24	Harris-9	Hodges-17	Burrell-10
F23	MERCER *	L	70	83	FRIERSON-18	NAJDAWI-7	RIVERS-22	RINGER, STOWE-7
F25	at Western Carolina *	L	75	92	Rice-28	Najdawi-9	Parks-19	Gosselin-12
M2	vs. VMI ^	W	78	70	Najdawi-16	Najdawi, Williams-7	Smith-15	Vereen-11
M3	vs. UNC Greensboro ^	L	58	72	Najdawi-17	Johnson, Najdawi, Reed-5	Troy-14	Dickey-10

\* - Indicates Southern Conference Game  
 # - Indicates Papa John's Bulldog Bash (Charleston, S.C.)  
 ^ - Indicates Southern Conference Tournament (Asheville, N.C.)

## 2018-19

Head Coach.....	Duggar Baucom
Captain.....	Zane Najdawi
Overall Record.....	12-18
Southern Conference Record.....	4-14 (T-8th Place)
Home Record.....	8-7
Away Record.....	4-10
Neutral Record.....	0-1

Date	Opponent	Result	CIT	OPP.	Citadel High Scorer	Citadel High Rebounder	Opponent High Scorer	Opponent High Rebounder
N6	at #22 Clemson	L	80	100	Stallworth-15	Stallworth-6	Reed-20	Reed-13
N12	MID-ATLANTIC CHRISTIAN	W	148	75	RICE-24	HARRIS-13	SCOTT-13	SCOTT-12
N14	JOHNSON (FLA.)	W	137	60	FRIERSON-30	REED-11	YOUNG-11	SMITH-7
N16	at Texas	L	69	97	Stallworth-21	Stallworth-6	Osetkowski, Roach-15	Osetkowski-11
N20	at James Madison	W	91	82	OT	Najdawi-26	Lewis-21	Jacobs-18
N24	at South Florida	W	84	81	Rice, Stallworth-22	Rice, Stallworth-6	Collins, Rideau-21	Yetna-7
N27	HIGH POINT	W	112	87	RICE-26	NAJDAWI, STALLWORTH-6	PROCTOR-24	MADISON-10
D1	MERCER *	W	79	69	NAJDAWI-18	STALLWORTH-10	CUMMINGS-22	STAIR-14
D5	JOHNSON & WALES (CHARLOTTE)	W	127	93	NAJDAWI-23	NAJDAWI-10	HOBSON, POOLE-22	HOBSON-8
D15	SOUTHEAST MISSOURI STATE	W	86	74	RICE-19	NAJDAWI-9	BREWER-24	TOLBERT-7
D18	at Campbell	W	82	76	Frierson-24	Najdawi-13	Clemons-21	Eudy, Spencer-7
D29	LONGWOOD	L	94	110	STALLWORTH-23	NAJDAWI-14	WALTON-29	PHILLIPS-11
J3	at Wofford *	L	81	112	Najdawi-18	Najdawi, Reed-5	Magee-24	Aluma-9
J5	at Furman *	L	85	101	Reed-23	Najdawi-10	Rafferty-28	Mounce-13
J10	ETSU *	L	73	98	STALLWORTH-18	NAJDAWI-8	WILLIAMSON-24	RODRIGUEZ-14
J12	WESTERN CAROLINA *	L	82	94	STALLWORTH-32	STALLWORTH-9	HALVORSEN, GIBSON-16	DOTSON-14
J17	at Samford *	L	77	80	Frierson-27	Brown-10	Austin-28	Austin, Guerrero-10
J19	at Chattanooga *	L	71	73	Stallworth-22	Frierson, Stallworth-6	Easley-22	Easley-12
J24	at UNC Greensboro *	L	60	83	Frierson-18	Najdawi-10	Hunter-21	Dickey-15
J26	VMI *	W	84	82	STALLWORTH-29	BROWN, NAJDAWI-10	PARHAM-24	GILKESON-11
J31	FURMAN *	L	61	71	STALLWORTH-19	NAJDAWI-9	LYONS-20	RAFFERTY-10
F2	WOFFORD *	L	61	99	STALLWORTH-22	NAJDAWI-9	MAGEE-20	ALUMA-6
F9	at Mercer *	W	67	61	Stallworth-27	Brown-11	Stair-19	Stair, Stowe-7
F14	at ETSU *	L	83	91	Najdawi-29	Brown, Najdawi-6	Tisdale-29	Rodriguez-10
F16	at Western Carolina *	L	82	103	Stallworth-37	Rice-6	Steger-25	Gosselin, Sledd, Thomas-6
F21	CHATTANOOGA *	L	65	68	STALLWORTH-25	NAJDAWI-11	JEAN-BAPTISTE-16	VILA-12
F23	SAMFORD *	W	87	83	OT	NAJDAWI, REED-8	GORDON-23	ALLEN-18
F28	UNC GREENSBORO *	L	96	100	KERN-32	NAJDAWI, REED, STALLWORTH-5	ALONSO, GALLOWAY, MILLER-18	DICKEY-9
M2	at VMI *	L	78	81	Najdawi-25	Stallworth-10	Gilkeson, Patel-19	Gilkeson-8
M8	vs. No. 7 Seed Samford ^	L	71	100	Najdawi-15	Najdawi-11	Austin-26	Allen, Guerrero-8

\* - Indicates Southern Conference Game  
 ^ - Indicates Southern Conference Tournament (Asheville, N.C.)

# SEASON-BY-SEASON RESULTS



## 2019-20

Head Coach.....	Duggar Baucom
Captains .....	Hayden Brown / Tyson Batiste
Overall Record.....	6-24
Southern Conference Record.....	0-18 (10th Place)
Home Record .....	3-11
Away Record .....	3-12
Neutral Record.....	0-1

Date	Opponent	Result	CIT	OPP.	Citadel High Scorer	Citadel High Rebounder	Opponent High Scorer	Opponent High Rebounder
N9	UNC ASHEVILLE	L	76	91	ABEE-17	DAVIS-5	BAKER-25	LEVITCH-9
N12	at Georgia	L	86	95	Brown-26	Harris-11	Edwards-29	Hammonds-9
N16	CAMPBELL	L	73	87	BROWN-18	HARRIS-8	NELSON-18	GENSLER-10
N19	at Southeast Missouri	W	74	69	Harris, Rice-20	Harris-12	Nicholas-24	Wilson-7
N20	at Illinois !	L	57	85	Harris-19	Harris-10	Cockburn-18	Cockburn-17
N23	at Marist	W	79	75	Rice-27	Harris-10	Herasme, Sagl-15	Herasme-9
N26	BREVARD !	W	90	47	ABEE, DAVIS-15	DAVIS, SPENCE-10	BOONE-16	LAMB, WILSON-5
D4	ETSU *	L	84	96	RICE-30	HARRIS-6	RODRIGUEZ-26	RODRIGUEZ-16
D7	CARVER	W	108	40	RICE-19	DAVIS-14	IVERSON-13	HAYNES-5
D10	PIEDMONT	W	129	83	ABEE-27	HARRIS-8	CLEMENTS-OWENS-19	JOSEPH, RILEY, STIMPSON-6
D19	at Longwood	W	102	99	Harris-27	Harris-10	Phillips, Wilson-24	Phillips-16
D22	at NC State	L	63	83	Rice-19	Davis, Reed-7	Daniels-18	Johnson-10
J1	at Samford *	L	68	69	Rice-20	Davis-9	Sharkey-27	Allen-12
J4	WESTERN CAROLINA *	L	82	86	ABEE, BATISTE-18	DAVIS-7	STEGER-28	DOTSON-10
J11	at Wofford *	L	71	73	Harris-32	Harris-12	Hoover-19	Stumpe-8
J15	UNC GREENSBORO *	L	69	79	ABEE-20	HARRIS-10	DICKEY-19	DICKEY-12
J18	at VMI *	L	79	88	Rice-17	Harris-10	Stephens-18	Stephens-11
J22	at Chattanooga *	L	69	92	Rice-11	Davis-8	Vila-17	Jean-Baptiste, Vila-7
J25	FURMAN *	L	54	78	ABEE-15	HARRIS, SPENCE-6	MOUNCE-22	LYONS, MOUNCE, SLAWSON-6
J29	WOFFORD *	L	56	79	RICE-15	WEBSTER-6	GOODWIN-25	GOODWIN-8
F1	at Mercer *	L	71	76	Rice-17	Rice-6	Love-14	Baffuto, Stair-5
F5	at UNC Greensboro *	L	68	88	Abee-16	Harris-7	Langley-17	Abdulsala, Galloway-6
F8	VMI *	L	64	75	BATISTE, WEBSTER-14	BATISTE-8	PARHAM-36	STEPHENS-8
F12	at ETSU *	L	67	91	Abee-16	Webster-5	Williamson-19	N'Guessan-9
F15	SAMFORD *	L	62	74	HARRIS-23	HARRIS-12	SHARKEY-18	DUPREE-13
F19	CHATTANOOGA *	L	68	91	SPENCE-16	BATISTE-6	RYAN-9	RYAN-9
F22	at Western Carolina *	L	84	96	Abee-28	Batiste-6	Dotson-23	Dotson-10
F26	MERCER *	L	57	73	HARRIS-14	WEBSTER-8	DIMITRIJEVIC-15	STAIR-23
F29	at Furman *	L	58	82	Harris-24	Webster-8	Gurley-20	Slawson-8
M6	vs. No. 7 Seed Wofford ^	L	76	93	Harris-22	Batiste-8	Hoover-17	Hollowell, Jones-7

\* - Indicates Southern Conference Game

! - Indicates Illinois Classic

^ - Indicates Southern Conference Tournament (Asheville, N.C.)

## 2020-21

Head Coach.....	Duggar Baucom
Captains .....	Hayden Brown / Tyson Batiste
Overall Record.....	13-12
Southern Conference Record.....	5-11 (8th Place)
Home Record .....	11-3
Away Record .....	1-8
Neutral Record.....	1-1

Date	Opponent	Result	CIT	OPP.	Citadel High Scorer	Citadel High Rebounder	Opponent High Scorer	Opponent High Rebounder
N25	PIEDMONT	W	89	64	RICE-27	BROWN-16	JOLLY, SMITH-14	QUICK-8
D3	NORTH CAROLINA A&T	W	78	70	ABEE, BROWN-20	BROWN-11	DULING-13	LANGLEY-10
D5	TOCCOA FALLS	W	100	58	FITZGIBBONS-13	CLARK-8	SEALS-9	HARTENBURG-9
D7	COLUMBIA INTERNATIONAL	W	96	57	BROWN-31	BROWN-21	RODRIGUEZ-12	DOSS-4
D9	CARVER	W	102	51	RICE-23	CLARK-14	SCOTT-21	HEPBURN-11
D19	at Longwood	W	91	89	Brown-26	Brown-10	Nkereuwem-20	Hill-7
D22	PRESBYTERIAN	W	94	82	BROWN-5	ABEE, RICE-5	HARRISON-20	MCCORMACK-12
J9	CHATTANOOGA *	W	92	87	BROWN-37	BROWN-13	KENIC-19	AYENI, SMITH-7
J13	FURMAN *	L	88	94	RICE-20	BROWN-12	MOUNCE-29	BOTHWELL, SLAWSON-8
J16	at VMI *	L	103	110	RICE-29	Brown-8	Stephens-33	Conway-13
J18	at UNCG *	L	73	87	Brown-14	Brown, Rice-6	Miller-30	Miller-12
J20	MERCER	L	63	83	BROWN-21	BROWN-9	AYERS-23	AYERS-8
J27	WOFFORD *	W	77	69	RICE-21	BROWN-14	MURPHY-16	KLESMIT-7
J30	at ETSU *	L	84	112	Brown-21	Brown-8	Smith-21	Monsanto-13
F1	at Western Carolina *	L	75	76	Rice-17	Brown-17	Faulkner-21	Cork-10
F3	UNC GREENSBORO *	L	66	85	BROWN-19	RICE-7	HUNTER-22	ABDULSALAM-8
F6	WESTERN CAROLINA *	W	74	63	BROWN-21	BROWN-15	FAULKNER-18	GIBSON, HIGHTOWER-8
F10	ETSU *	W	79	71	BROWN-21	BROWN-12	BREWER-21	ADHEKE, MONSANTO-8
F13	at Chattanooga *	L	66	70	Rice-22	Brown-15	Smith-17	Hankton-11
F17	at Wofford *	L	67	81	Rice-22	Brown-8	Murphy-26	Jones-7
F20	VMI *	W	75	74	RICE-20	BROWN-14	STEPHENS-19	STEPHENS-16
F22	at Mercer *	L	52	88	Rice, Fitzgibbons-10	Webster-7	Haase-17	Haase-10
F24	at Furman *	L	63	72	Brown-19	Brown, Webster-7	Gurley-21	Gurley-9
M5	#9 Seed Western Carolina *	W	100	86	Brown-18	Brown-13	Faulkner-29	Cork-10
M6	#1 Seed UNC Greensboro *	L	72	80	Abee-18	Webster-10	Miller-21	Allegri, Miller-6

\* - Indicates Southern Conference Game

^ - Indicates Southern Conference Tournament (Asheville, N.C.)



# SEASON-BY-SEASON RESULTS

## 2021-22

Head Coach.....	Duggar Baucom
Captains.....	Hayden Brown / Robert Guyton
Overall Record.....	13-18
Southern Conference Record.....	6-12 (8th Place)
Home Record.....	7-8
Away Record.....	5-9
Neutral Record.....	1-1

Date	Opponent	Result	CIT	OPP.	Citadel High Scorer	Citadel High Rebounder	Opponent High Scorer	Opponent High Rebounder
N9	at Pittsburgh	W	78	63	Roche-27	Brown-7	Hugley-27	Hugley-10
N12	<b>MORRIS</b>	W	108	67	<b>ROCHE-21</b>	<b>ROCHE-9</b>	<b>THOMAS-30</b>	<b>KELLY-6</b>
N15	at Presbyterian	L	70	74	Brown-26	Brown-17	Harrison-21	Will-13
N18	<b>CARVER</b>	W	102	49	<b>BROWN, FITZGIBBONS-16</b>	<b>BROWN-10</b>	<b>KNIGHT,SCOTT-12</b>	<b>SCOTT-5</b>
N22	at Duke	L	81	107	Brown, Davis-19	Moffe, Price-5	Banchemo-28	Banchemo, Moore-8
N28	at South Carolina State	W	91	79	Fitzgibbons-20	Clark-15	Jones-20	Oliver-Hampton-12
D1	at UNC Asheville	L	58	65	Brown-16	Brown-9	Thorpe-16	Thorpe-8
D6	<b>NORTH CAROLINA CENTRAL</b>	W	80	67	<b>BROWN-32</b>	<b>ROCHE-8</b>	<b>KING-16</b>	<b>KING-10</b>
D16	<b>ST. ANDREWS</b>	W	102	62	<b>BROWN-25</b>	<b>BROWN, CLARK, DAVIS-7</b>	<b>BAILEY-16</b>	<b>WILLIAMS-8</b>
D20	<b>SOUTH CAROLINA STATE #</b>	L	57	74	<b>BROWN-26</b>	<b>BROWN-14</b>	<b>MADLOCK-18</b>	<b>MADLOCK-8</b>
D21	<b>MANHATTAN #</b>	L	74	77	<b>BROWN-19</b>	<b>BROWN, SPENCE-6</b>	<b>NELSON-20</b>	<b>ROBERTS-9</b>
J5	at Western Carolina *	L	90	94	Moffe-19	Maynard-7	Robinson-19	Harris-11
J8	at Chattanooga *	L	67	85	Clark-22	Brown-8	Smith-27	DeSousa-14
J13	<b>UNCG *</b>	W	74	69	<b>BROWN-24</b>	<b>BROWN-15</b>	<b>BUCKINGHAM-14</b>	<b>LEYTE-8</b>
J15	<b>VMI *</b>	L	85	90	<b>ROCHE-22 *</b>	<b>BROWN, ROCHE-6</b>	<b>STEPHENS-20</b>	<b>STEPHENS-21</b>
J17	<b>MERCER *</b>	L	64	71	<b>CLARK-18</b>	<b>CLARK-9</b>	<b>GLISSON-16</b>	<b>HAASE-12</b>
J19	at Wofford *	L	77	89	Brown, Fitzgibbons-18	Brown-7	Klesmit-27	Bigelow-14
J22	at ETSU *	W	75	73	Brown-28	Clark-11	Brewer-20	Brewer-7
J26	<b>WESTERN CAROLINA *</b>	W	68	66	<b>BROWN-26</b>	<b>BROWN-12</b>	<b>GILMORE-14</b>	<b>BANKS-10</b>
J29	<b>CHATTANOOGA *</b>	L	81	88	<b>MOFFE-21</b>	<b>CLARK-12</b>	<b>SMITH-19</b>	<b>SMITH-8</b>
F2	at Furman	L	83	102	Roche-22	Clark-6	Slawson-17	Hughey, Foster, Slawson-5
F5	<b>SAMFORD *</b>	L	71	73	<b>BROWN-35</b>	<b>BROWN-11</b>	<b>GLOVER-30</b>	<b>MARSHALL-8</b>
F10	at UNCG *	L	66	86	Roche-23	Brown-10	Leyte-20	Abdulsalam-10
F12	at VMI *	W	83	79	Brown-22	Clark-13	Stephens-21	Stephens-17
F16	<b>WOFFORD *</b>	L	58	65	<b>MOFFE-20</b>	<b>BROWN-11</b>	<b>KLESMIT-17</b>	<b>MACK, SAFFORD-8</b>
F19	<b>ETSU *</b>	L	67	77	<b>MOFFE-20</b>	<b>BROWN-18</b>	<b>L. BREWER-29</b>	<b>T. BREWER-11</b>
F21	at Samford *	L	74	76	Moffe-18	Brown-19	Glover-26	Dye-11
F23	at Mercer *	W	71	67	Moffe-24	Brown-9	Grant-17	Haase, Robertson-6
F26	<b>FURMAN *</b>	L	59	94	<b>BROWN-17</b>	<b>BROWN-18</b>	<b>HUNTER-20</b>	<b>HUGHEY-7</b>
M4	#8 Seed ETSU ^	W	84	76	Brown-27	Brown-17	Sloan-17	Brewer, Yasser-10
M5	#1 Seed Chattanooga ^	L	66	71	Brown-17	Brown-6	Jean-Baptiste-20	Hankton-7

\* - Indicates Southern Conference Game  
 # - Indicates Cobb Dill & Hammett Classic (Charleston, S.C.)  
 ^ - Indicates Southern Conference Tournament (Asheville, N.C.)

## 2022-23

Head Coach.....	Ed Conroy
Captains.....	Winston Hill, Elijah Morgan, Quentin Millora-Brown
Overall Record.....	10-22
Southern Conference Record.....	5-13 (9th Place)
Home Record.....	5-9
Away Record.....	4-11
Neutral Record.....	1-2

Date	Opponent	Result	CIT	OPP.	Citadel High Scorer	Citadel High Rebounder
N7	at Clemson	L	69	80	Ash-19	Durr-6
N10	<b>PRESBYTERIAN</b>	W	70	58	<b>CLARK-23</b>	<b>MAYNARD-11</b>
N15	<b>MORRIS</b>	W	109	66	<b>CLARK-21</b>	<b>SPENCE-12</b>
N19	at Butler	L	42	89	Ash-10	Clark-5
N23	<b>NEW ORLEANS #</b>	W	72	65	<b>Ash-19</b>	<b>Clark-13</b>
N24	<b>DENVER #</b>	L	71	74	<b>Ash, Morgan-15</b>	<b>Ash-10</b>
N25	IUPUI #	W	74	53	Clark-26	Clark-9
N30	Charleston Southern	W	76	73	Clark-26	Clark-8
D3	<b>COLLEGE OF CHARLESTON</b>	L	57	79	<b>DURR-20</b>	<b>DURR-9</b>
D13	North Carolina	L	67	100	Clark, Price-15	Price, Ash-6
D17	<b>LONGWOOD</b>	L	70	75	<b>ASH-27</b>	<b>ASH-8</b>
D20	North Carolina Central	L	74	81	Ash-23	Smith-6
D29	<b>CHATTANOOGA *</b>	W	76	68	<b>ASH-16</b>	<b>CLARK-12</b>
D31	<b>SAMFORD *</b>	L	63	75	<b>ASH-19</b>	<b>CLARK-8</b>
J4	at Furman	L	72	97	Clark-18	Morgan-6
J7	at Wofford *	L	57	77	Clark-22	Clark-9
J11	<b>ETSU *</b>	L	74	96	<b>CLARK-27</b>	<b>CLARK, SMITH-7</b>
J14	<b>WESTERN CAROLINA *</b>	W	65	61	<b>BROWN-28</b>	<b>BROWN-8</b>
J19	at UNCG *	L	60	70	Durr-14	Ash-7
J21	at VMI *	W	60	52	Ash-17	Clark-9
J25	at Western Carolina *	W	81	70	Clark-18	Durr-10
J28	<b>MERCER *</b>	L	65	74	<b>CLARK-18</b>	<b>CLARK-5</b>
J30	<b>CHICAGO STATE</b>	L	75	76	<b>ASH-24</b>	<b>CLARK-6</b>
J13	<b>UNCG *</b>	W	74	69	<b>BROWN-24</b>	<b>BROWN-15</b>
F2	<b>VMI *</b>	L	69	75	<b>CLARK-24</b>	<b>CLARK, DURR-8</b>
F4	<b>UNCG *</b>	L	59	79	<b>MAYNARD-19</b>	<b>SMITH-5</b>
F8	at Chattanooga *	L	63	82	Clark-15	Clark-8
F11	at Samford *	L	70	76	Ash-21	Ash, Morgan-5
F15	<b>FURMAN *</b>	W	69	65	<b>CLARK-21</b>	<b>SPENCE-12</b>
F18	<b>WOFFORD *</b>	L	68	72	<b>ASH-24</b>	<b>ASH, SPENCE, MORGAN-6</b>
F22	at ETSU *	L	70	78	Clark-14	Clark-10
F25	at Mercer *	L	50	72	Clark-14	Carpio-6
M3	#8 Seed Mercer ^	L	41	66	Durr-19	Clark-7

\* - Indicates Southern Conference Game  
 # - New Orleans Big Easy Classic  
 ^ - Indicates Southern Conference Tournament (Asheville, N.C.)

# SEASON-BY-SEASON RESULTS



2023-24

Head Coach.....	Ed Conroy
Overall Record.....	11-21
Southern Conference Record.....	3-15
Home Record.....	7-7
Away Record.....	2-13
Neutral Record.....	2-1

Date	Opponent	Result	CIT	OPP.	Citadel High Scorer	Citadel High Rebounder	Opponent High Scorer	Opponent High Rebounder
N6	at NC State	L	59	72	Smith-15	Hill-8	Burns Jr.-16	Diarra-14
N10	BOSTON COLLEGE	L	71	75	MORGAN-17	SMITH-6	ZACKERY-21	MIGHTY-5
N13	AT PRESBYTERIAN	L	64	71	Smith-16	Millora-Brown11	BARNETT-20	BARNETT-7
N16	NORTH GREENVILLE	W	77	59	MORGAN-15	MILLORA-BROWN-16	BROWN-14	WILLIAMS-7
N20	vs Idaho State	W	62	61	Smith-19	Hill-6	Parker-18	Parker, Griffin-6
N21	vs North Carolina Central	W	67	61	Smith-21	Hill, Millora-Brown-8	Cleveland Jr.-17	Izunabor-10
N22	at Campbell	L	58	65	Morgan-16	Hill-8	Vaistaras-16	Dell Orso-10
N28	CHARLESTON SOUTHERN	W	81	52	SMITH, HILL-13	HILL, MILLORA-BROWN-10	JOHNSON-23	KELLY-10
D2	at NC A&T	W	85	68	Smith-31	Hill-17	Glasper-18	Chitikoudis-5
D5	PFEIFFER	W	88	60	HILL, MILLORA-BROWN-17	HILL, MILLORA-BROWN-14	BECKWITH-13	ROBINSON-6
D14	at College of Charleston	L	71	86	Durr, Smith-18	Millora-Brown-10	Policelli-15	Brzovic-9
D14	at Notre Dame	W	65	45	Morgan-19	Millora-Brown-11	Konieczny-18	Konieczny-10
D30	TOCCOA FALLS	W	106	76	MORGAN-22	NIELSEN-9	WILLIAMS II-25	WILSON-6
J3	WESTERN CAROLINA *	L	71	80	HILL-19	MILLORA-BROWN-8	JACKSON-24	WOOLBRIGHT-15
J6	SAMFORD *	L	64	80	MORGAN-29	DURR-9	ACHOR-19	ALLENSPACH-8
J10	at Furman *	L	68	82	Durr-17	Millora-Brown-13	Williams-26	Hughey-5
J13	WOFFORD *	L	71	72	MORGAN-21	MILLORA-BROWN-11	BAILEY-18	TRIPP-6
J17	at UNC Greensboro *	L	67	73	Morgan-20	Pigram-7	Brown-Jones-39	Breath-9
J20	at VMI *	L	63	70	Millora-Brown-18	Millora-Brown-10	Watkins-14	Nussbaum-7
J24	MERCER *	W	68	66	MORGAN-21	MILLORA-BROWN-13	MCCREARY-16	MCCREARY-7
J27	at Chattanooga *	L	62	90	Davis, K-18	Morgan-7	Huff-19	Brady-8
J31	FURMAN *	L	79	82	OT	MORGAN, SMITH-24	SMITH-8	FOSTER-15
F3	at ETSU *	L	60	62	Millora-Brown-14	Millora-Brown-14	Asamoah-17	Seymour-10
F7	at Western Carolina *	L	64	71	Millora-Brown-16	Millora-Brown-9	Woolbright-27	Woolbright-11
F10	at Wofford *	L	64	77	Smith-27	Millora-Brown-7	Bailey, El Shakery-15	Filewich-6
F14	UNC GREENSBORO *	L	61	76	SMITH-20	MILLORA-BROWN, SMITH-11	LANGLEY, KEY-21	BREATH-8
F17	VMI *	W	76	51	SMITH-19	MILLORA-BROWN-11	JACKSON-13	JACKSON-7
F21	at Mercer *	L	78	87	Morgan-20	Millora-Brown-10	McCreary-25	Davis-5
F21	CHATTANOOGA *	W	71	62	DURR, SMITH-18	MILLORA-BROWN-11	HUFF-20	BRADY-9
F28	ETSU *	L	63	81	DURR18	MILLORA-BROWN-8	ASAMOA-20	HUGHES-11
M2	at Samford *	L	80	92	Millora-Brown-16	Millora-Brown-11	Achor-21	Marshall-7
M8	vs. No. 8 Seed Mercer ^	L	76	84	Durr-22	Millora-Brown-12	Thomas-27	Cobb, Holt-6

\* - Indicates Southern Conference Game

^ - Indicates Southern Conference Tournament (Asheville, N.C.)



# SEASON-BY-SEASON RESULTS



2024-25 The Citadel Men's Basketball  
Season Schedule/Results & Leaders  
All games

Page 1/2  
as of Mar 19, 2025

## Game Records

Record	Overall	Home	Away	Neutral
ALL GAMES	5-25	5-12	0-12	0-1
CONFERENCE	0-18	0-9	0-9	0-0
NON-CONFERENCE	5-7	5-3	0-3	0-1

## Team Results

Date	Opponent		Score	Att.	High Points	High Rebounds
11/04/2024	at Boston College	L	60-69	4529	(18) FOX, Brody	(7) DAVIS, Keynan
11/07/2024	Erskine	W	86-56	1103	(16) FOX, Brody	(8) FOX, Brody
					(16) ADEBISI, Sola	(8) ADAMS, John
						(8) ADEBISI, Sola
11/11/2024	Stetson	W	74-52	1051	(18) DAVIS, Keynan	(7) ADEBISI, Sola
11/14/2024	North Greenville	W	79-54	1107	(23) FOX, Brody	(12) ADEBISI, Sola
11/17/2024	N.C. A&T	L	73-82	913	(25) FOX, Brody	(10) ADEBISI, Sola
11/20/2024	Col. of Charleston	L	61-76	3231	(17) FOX, Brody	(8) ADAMS, John
					(17) DAVIS, Keynan	
11/26/2024	St. Andrews	W	100-85	855	(29) FOX, Brody	(6) DAVIS, Keynan
12/03/2024	Toccoa Falls	W	94-57	909	(20) FOX, Brody	(8) ADAMS, John
						(8) ADEBISI, Sola
12/12/2024	Campbell	L	58-86	835	(14) DAVIS, Keynan	(6) ADAMS, John
12/16/2024	at Central Ark.	L	71-73	583	(23) DAVIDSON, Paxton	(6) MCALLISTER, Colby
						(6) ADEBISI, Sola
12/18/2024	at Vanderbilt	L	53-105	6317	(15) MCALLISTER, Colby	(6) ADEBISI, Sola
01/01/2025	at Samford	L	56-86	1048	(12) MCALLISTER, Colby	(7) ADAMS, John
						(7) MCALLISTER, Colby
01/04/2025	Chattanooga	L	68-81	1029	(21) FOX, Brody	(9) ADEBISI, Sola
01/08/2025	Furman	Lot	63-67	1833	(20) GLOVER, Cam	(9) ADEBISI, Sola
01/11/2025	at ETSU	L	52-70	2476	(13) GLOVER, Cam	(4) ADEBISI, Sola
						(4) MOORE, Christian
01/15/2025	at UNC Greensboro	L	57-70	952	(21) FOX, Brody	(7) ADAMS, John
01/18/2025	VMI	L	70-75	1441	(18) FOX, Brody	(7) MCALLISTER, Colby
					(18) MCALLISTER, Colby	
01/22/2025	at Wofford	L	68-79	1180	(18) FOX, Brody	(5) DAVIDSON, Paxton
01/25/2025	Western Caro.	Lot	78-80	1315	(19) FOX, Brody	(8) ADEBISI, Sola
						(8) MOORE, Christian
01/29/2025	at Mercer	L	46-80	2752	(11) FOX, Brody	(9) FOX, Brody
02/01/2025	Samford	L	58-83	957	(19) MOORE, Christian	(9) ADEBISI, Sola
02/05/2025	UNC Greensboro	L	61-76	1431	(20) FOX, Brody	(6) MOORE, Christian
02/08/2025	at VMI	L	70-82	5235	(17) MOORE, Christian	(10) ADAMS, John
02/12/2025	Wofford	Lot	71-74	1559	(20) FOX, Brody	(7) ADEBISI, Sola
02/15/2025	at Western Caro.	L	73-76	3728	(23) FOX, Brody	(8) FOX, Brody
02/19/2025	Mercer	L	52-62	1443	(23) FOX, Brody	(8) ADEBISI, Sola
						(8) MOORE, Christian
02/22/2025	at Chattanooga	L	75-76	4148	(21) FOX, Brody	(7) FOX, Brody
02/26/2025	at Furman	L	42-85	2137	(14) FOX, Brody	(8) ADEBISI, Sola
03/01/2025	ETSU	L	66-81	1237	(17) FOX, Brody	(8) FOX, Brody





**2024-25 The Citadel Men's Basketball  
Season Schedule/Results & Leaders  
All games**

Page 2/2  
as of Mar 19, 2025

Date	Opponent		Score	Att.	High Points	High Rebounds
03/07/2025	vs VMI	L	62-73	2692	(15) FOX, Brody	(8) ADAMS, John

**Attendance Summary**

	Games	Attend	Avg/Game
Home	17	22249	1309
Away	12	35085	2924
Neutral	1	2692	2692
<b>Total</b>	<b>30</b>	<b>60026</b>	<b>2001</b>