



SAMFORD

FOOTBALL
2024 GAME NOTES

BULLDOGS

3-3
OVERALL

2-1
SoCon

NR
STATS PERFORM TOP 25

CHRIS HATCHER
HEAD COACH

181-103
CAREER

25th
SEASON



BULLDOGS

3-5
OVERALL

1-4
SoCon

NR
STATS PERFORM TOP 25

MAURICE DRAYTON
HEAD COACH

3-16
CAREER

2nd
SEASON



VS

THE KICKOFF: THE CITADEL

- The Samford football team will travel to Charleston, S.C., to take on The Citadel Bulldogs Saturday at 1 p.m. (CT) at Johnson Hagood Stadium. Samford enters the game with a record of 3-3 overall and 2-1 in Southern Conference play after a 55-35 win over 7th-ranked Mercer last week. The Citadel has a mark of 3-5 overall and 1-4 in SoCon play following a 13-10 win over VMI last Saturday.
- Samford and The Citadel have met 17 previous times, with Samford owning a 10-7 series lead. Last season, Samford earned a 37-7 win at Pete Hanna Stadium. Samford has won the last five games in the series. The last time the teams played at Johnson Hagood Stadium, Samford defeated The Citadel by a score of 38-3 during the 2022 season. A total of 16 of the previous 17 meetings have come since Samford joined the Southern Conference in 2008.
- Last week, Samford played host to 7th-ranked Mercer, earning an impressive 55-35 win over the Bears. Quincy Crittendon passed for a career-high 378 yards and four touchdowns. D.J. Rias caught two touchdown passes, while E. Jai Mason and Iaan Cousin also caught a touchdown pass each. Damonta Witherspoon scored two rushing touchdowns. Gavin Morris (fumble return) and Noah Martin (INT return) scored a defensive touchdown each in the win. Martin also led the team in tackles with 10.
- Entering the contest at The Citadel, linebacker Noah Martin is ranked eighth nationally averaging 9.7 total tackles per game. Martin had 11 tackles in each of the first three games of the season. In the win over VMI, the graduate student led the team with seven tackles on the day, then he tallied eight tackles at ETSU and 10 tackles in the win over Mercer.



TALE OF THE TAPE

SERIES RECORD

18TH MEETING

Overall

Samford leads, 10-7

Last Meeting

W, 37-7 (10/28/2023)



| BULLDOGS | STATS | BULLDOGS |
|----------------|--------------------------|----------------|
| 26.33 | PPG | 22.38 |
| 106 | First Downs | 130 |
| 89.3 | Rush YPG | 152.9 |
| 252.67 | Pass YPG | 161.75 |
| 342.0 | Total Offense | 314.6 |
| 14 | Pass TD | 5 |
| 5 | Pass Int | 6 |
| 6 | Rush TD | 14 |
| 2-of-6 | Field Goals | 11-of-16 |
| 29:42 | Avg. Time of Possession | 30:22 |
| 17 (120 yards) | Sacks Allowed | 14 (85 yards) |
| 17-of-24 | Red Zone Attempts-Scores | 20-of-28 |
| 26.50 | Scoring Defense | 21.63 |
| 114.7 | Rush YPG/Allowed | 143.8 |
| 264.33 | Pass YPG/Allowed | 208.75 |
| 379.0 | Total Defense | 352.5 |
| 16 (139 yards) | Sacks By | 21 (136 yards) |
| 6 | Interceptions By | 4 |
| 7/5 | Fumbles Forced/Recovered | 9/5 |
| +4 | Turnover Margin | -2 |



NUMBERS TO KNOW

31

Saturday's game between Samford and The Citadel will mark the 18th meeting in the history of the series.

9.7

Entering this week, Samford linebacker Noah Martin is averaging 9.7 tackles per game which ranks eighth nationally.

2024 SCHEDULE/RESULTS

| | |
|------------------------|------------|
| OVERALL RECORD: | 3-3 |
| SOCON: | 2-1 |
| NON-CONFERENCE: | 1-2 |
| HOME: | 3-0 |
| AWAY: | 0-3 |
| NEUTRAL: | 0-0 |



WEST GEORGIA

Aug. 31, 2024 | 5 p.m. | ESPN+
University Stadium | Carrollton, Ga.
Result: L, 29-38



FLORIDA

Sept. 7, 2024 | 6 p.m. | ESPN+/SEC NETWORK+
Ben Hill Griffin Stadium | Gainesville, Fla.
Result: L, 7-45



ALABAMA STATE

Sept. 14, 2024 | 6 p.m. | ESPN+
Pete Hanna Stadium | Birmingham, Ala.
Results: W, 12-7



FURMAN

Sept. 25, 2024 | 1 p.m. | ESPN+
Paladin Stadium | Greenville, S.C.
Results: Postponed



VMI

Oct. 5, 2024 | 2 p.m. | ESPN+
Pete Hanna Stadium | Birmingham, Ala.
Results: W, 27-3



ETSU

Oct. 12, 2024 | 2:30 p.m. | ESPN+
William B. Greene, Jr. Stadium | Johnson City, Tenn.
Results: L, 28-31



#7 MERCER

Oct. 19, 2024 | 2 p.m. | ESPN+
Pete Hanna Stadium | Birmingham, Ala.
Results: W, 55-35



THE CITADEL

Oct. 25, 2024 | 1 p.m. | ESPN+
Johnson Hagood Stadium | Charleston, S.C.
Results:



WOFFORD

Nov. 2, 2024 | 2 p.m. | ESPN+
Pete Hanna Stadium | Birmingham, Ala.
Results:



TENNESSEE TECH

Nov. 9, 2024 | 2 p.m. | ESPN+
Pete Hanna Stadium | Birmingham, Ala.
Results:



CHATTANOOGA

Nov. 16, 2024 | 12:30 p.m. | ESPN+
Finley Stadium | Chattanooga, Tenn.
Results:



WESTERN CAROLINA

Nov. 23, 2024 | 2 p.m. | ESPN+
Pete Hanna Stadium | Birmingham, Ala.
Results:

LEGEND: All times Central and subject to change.





MEDIA INFORMATION

CREDENTIAL REQUESTS

All media members working the game must request credentials from the athletic communications office. Early requests are helpful, enabling media to receive parking passes before the game. Please make requests at least one week before the game. Only working media will be granted credentials.

PRESS BOX

Press facilities are located in Bashinsky Press Tower on the west side of Pete Hanna Stadium. Working media and scouts should enter through the gate on the west side of the stadium, at the gate just south of the press tower. To pick up unmailed credentials, go to the Will Call booth, also located at that gate.

Bashinsky Press Tower is a multilevel facility. Enter on the first level and use the stairs or elevator to reach the second, third and fourth levels.

Level 2: The second level contains boxes for replay officials, and a VIP suite. The booth for Samford's ESPN+/ESPN3 broadcasts is also on the second level.

Level 3: The third level contains coaches boxes, visiting radio, print media and statistics personnel. The athletic communications office also provides wireless internet access in the writers' area for use in covering the game.

Level 4: Exterior and interior filming areas are available for all television and team video crews. Priority is given to film crews and stations that cover Samford and the opposing team on a regular basis. The video board and marketing operations are also run from the fourth floor.

Radio Network: The visiting team's network is provided a broadcasting booth that seats three. One ethernet line is provided in the visitor's radio booth. If you have additional needs, please contact the Athletic Communications office.

Television: Each Samford home game will be broadcast on either ESPN+ or ESPN3.

Sideline: Samford follows NCAA rules regarding media representatives on the sideline.

Photographers are not permitted to stand between the 25-yard lines and must display their credentials at all times. Only photographers shooting for accredited news agencies, Samford University Photographic Services, freelance photographers shooting for the Samford athletic communications or football offices, or for the opponents' sports information office, will be issued credentials.

Media staffing the contest will not be allowed in the team areas for any reason. Anyone violating the sideline policies will be removed by Samford representatives responsible for sideline control.

PARKING

Press parking is at a premium at Pete Hanna Stadium. Spaces are allotted on a first-come, first-served basis. Print media, television stations and radio network broadcast crews have priority.

Please request parking credentials at least one week in advance so they can be mailed to you. No one will be admitted in the press parking lot without a proper pass.

PRESS BOX SERVICES

Statistics, and weekly releases with flip cards will be distributed in the press box before the game. Play-by-play, complete quarter, halftime and final game statistics, defensive statistics and drive charts will be available shortly after the conclusion of the game.

A picnic-style lunch will be available in the press facility before the game. Soft drinks and water will be available throughout the game.

INTERVIEWS WITH HEAD COACH CHRIS HATCHER

To set up interviews with Samford head coach Chris Hatcher you need to contact Joey Mullins by phone at 205-726-2799 or by e-mail at jmmulli1@samford.edu.

INTERVIEWS WITH PLAYERS

To set up interviews with Samford players you need to contact Joey Mullins by phone at 205-726-2799 or by e-mail at jmmulli1@samford.edu.

POSTGAME INTERVIEW POLICIES

At the conclusion of each game, the Samford athletic communications staff will make head coach Chris Hatcher and requested players available to the media upon request.

For interviews with the opposing coach or players, please make arrangements before the end of the game with the sports information director from that institution.

PRACTICES

If you would like to cover a Samford practice, please contact Joey Mullins by phone at 205-726-2799 or by e-mail at jmmulli1@samford.edu.

FOOTBALL ATHLETIC COMMUNICATIONS STAFF

Joey Mullins, Football Contact
Office Phone: 205-726-2799
Cell Phone: 205-532-3477
Email: jmmulli1@samford.edu

Website: www.samfordsports.com
Twitter: @SamfordFootball
Instagram: /SamfordFootball
Facebook: /SamfordFootball

EXTERNAL AFFAIRS | ATHLETIC COMMUNICATIONS

Samford University's Office of External Affairs provides a full service public relations shop to members of the media. Game day services include credentials, statistics, photography, video clips (where available), and post-game access to coaches and student-athletes. The Office of External Affairs is located on the first floor of the Pete Hanna Center adjacent to Pete Hanna Stadium and the Sullivan-Cooney Family Field House.



B.J. MILLICAN

Assoc. AD/Marketing,
Strategic Comms and
Broadcast



JOEY MULLINS

Asst. AD/Sports Info.



KYIA SMITH

Marketing &
Communications
Coordinator

Assistant AD/Sports Information (Football Media Contact)Joey Mullins

E-Mail: jmmulli1@samford.edu | Cell: 205-532-3477





SAMFORD FAST FACTS

| | |
|-------------------|-------------------------------------------|
| Name of School | Samford University |
| Address | 800 Lakeshore Drive, Birmingham, AL 35229 |
| Founded | 1841 |
| Enrollment | 6,101 |
| Nickname | Bulldogs |
| School Colors | Navy Blue (PMS 289) and Red (PMS 200) |
| Affiliation | NCAA Division I |
| Conference | Southern |
| President | Dr. Beck A. Taylor (Baylor, '92) |
| Athletic Director | Martin Newton (Samford, 1983) |

STADIUM INFORMATION

| | |
|-----------------------------|-----------------------------|
| Home Field | Pete Hanna Stadium |
| Capacity | 6,700 |
| Surface | LSR Blade Synthetic Surface |
| Record @ Pete Hanna Stadium | 182-84-4 |

HISTORY

| | |
|----------------------------------|---------------------------------------------------|
| First Year of Football | 1906 |
| All-Time Record | 497-490-47 |
| SoCon Championships | 2 (2013 & 2022) |
| NCAA National Championships | 1 (1971 NCAA D-II West Region Championship) |
| No. of Years in NCAA Playoffs | 7 (6 FCS, 1 D-II) |
| NCAA Postseason Record | 4-6 (3-6 in FCS, 1-0 in D-II) |
| All-Time Bowl/Post-Season Record | 6-71 |
| Last Post-Season Appearance | 2022 |
| Finish | at North Dakota State, L, 9-27 (FCS Quarterfinal) |

TEAM INFORMATION

| | |
|----------------------------|----------|
| 2023 Season | 6-5 |
| Southern Conference/Finish | 4-4/15th |
| Final National Ranking | N/A |
| Basic Offense | Air Raid |
| Basic Defense | 4-2-5 |
| Starters Returning/Lost | 11/17 |
| Offense | 5/6 |
| Defense | 6/5 |
| Specialty | 4/3 |
| Lettermen Returning/Lost | 50/29 |
| Graduates/Seniors | 45 |
| Juniors | 28 |
| Sophomores | 14 |
| Freshmen | 30 |

COACHING STAFF

| | |
|--------------------------|-----------------------------|
| Head Coach | Chris Hatcher |
| Alma Mater/Year | Valdosta State / 1994 |
| Record at Samford/Years | 60-46 / 10th |
| Career Collegiate Record | 181-103 / 25th |
| National Championships | 2004 / Valdosta State (DII) |
| NCAA Playoff Appearances | Nine |
| Football Office Phone | (205) 726-2572 |












ASSISTANT COACHES & SUPPORT STAFF


| | |
|------------------|-----------------------------------------------------------|
| Ricky Turner | Assistant Head Coach/Offensive Coordinator/Wide Receivers |
| Shawn Bostick | Associate Head Coach/Offensive Line |
| Adam Braithwaite | Defensive Coordinator/Safeties |
| Brandon Cooper | Linebackers |
| K.D. Humphries | Running Backs |
| Kerry Webb | Special Teams Coordinator |
| Brendan Bogner | Quarterbacks |
| Darien Moody | Defensive Line |
| Peter Renkoski | Tigh Ends/Asst. Offensive Line |
| Chazman Scales | Cornerbacks |
| Blake Cartlett | Defensive Backs |
| Jared Lee | Offensive Analyst |
| Matthew Smith | Offensive Analyst |
| Reagan Davenport | Offensive Analyst |
| Chad Larkin | Defensive Analyst |
| James Carlson | Asst. AD/Facilities, Game Ops and Equipment |
| Matt Kooiman | Chief Of Staff |
| Rocky Sabbatini | Video Coordinator |
| Wes Bordelon | Director of Football Strength and Conditioning |
| Robert Miller | Assistant Sports Performance Coach |
| Whitley Williams | Head Football Athletic Trainer |
| Rae Martin | Assistant Football Athletic Trainer |
| Alexis Roberts | Director of Student-Athlete Academic Services |

WEEKLY SCHEDULE

| | | | | | | |
|--------------------------------------------|------------------------------------------------------------------------------------------|-----------------------------------------------|----------------------------------------------|---------------------------------------|------------------------------------------------------|-------------------------------------|
| MONDAY 21 • 4:01 PM Practice | TUESDAY 22 • 11:31 AM Hatcher Press Conference • 4:01 PM Practice | WEDNESDAY 23 • 4:01 PM Practice | THURSDAY 24 • 4:01 PM Practice | FRIDAY 25 • Team Meetings | SATURDAY 26 • 1 PM (CT) at The Citadel | SUNDAY 27 • Players Off |
|--------------------------------------------|------------------------------------------------------------------------------------------|-----------------------------------------------|----------------------------------------------|---------------------------------------|------------------------------------------------------|-------------------------------------|

SEASON SCHEDULE BREAKDOWN

| | | |
|------------------------------------------------------------------------------------|--------------------------------------------------------------------------------------------------------------------|------------------------------------------------------------------------------------------------------------------------------------------------------------------------------------------------------------------------------------------------------------------------------------------------------|
|  | WEST GEORGIA Aug. 31, 2024 5 p.m. Seibert Stadium University, Ga. Result: L, 29-38 | ESPN+ - After 631 days in between starts, junior quarterback Quincy Crittendon showed flashes of brilliance in a losing effort. In the season opener, Crittendon threw for 307 yards and rushed for 90 yards. He was the only QB in all of Division I to do that on opening weekend. |
|  | FLORIDA Sept. 7, 2024 6 p.m. Ben Hill Griffin Stadium Gainesville, Fla. Result: L, 7-45 | ESPN+/SEC Network+ - Despite the final score, the Samford defense held the Florida Gators to 14 first half points in The Swamp that included a fourth-down stop and a red zone turnover. Noah Martin continued to play at an All-American level with another double-digit tackle performance. |
|  | ALABAMA STATE Sept. 14, 2024 6 p.m. Pete Hanna Stadium Birmingham, Ala. Results: W, 12-7 | ESPN+ - The Samford defense turned in an outstanding performance in a 12-7 win in the team's home opener. The Bulldogs shut out the Hornets for the final three and a half quarters to hold on for the win. Noah Martin led the defense with 11 tackles. |
|  | FURMAN Sept. 28, 2024 1 p.m. Paladin Stadium Greenville, S.C. Results: N/A | ESPN+ - The game was postponed due to the effects of Hurricane Helene. |
|  | VMI Oct. 5, 2024 2 p.m. Pete Hanna Stadium Birmingham, Ala. Results: W, 27-3 | ESPN+ - The Bulldogs earned a 27-3 win over VMI to open Southern Conference play. The win marked the first time Samford held a team without a touchdown since a 38-3 win at The Citadel in 2022. |
|  | ETSU Oct. 12, 2023 2:30 p.m. Greene Stadium Johnson City, Tenn. Results: | ESPN+ - The Bulldogs led for the majority of the game, but eventually fell, 31-28 at ETSU. The Samford defense produced four turnovers, with three interceptions and one fumble recovery in the loss. |
|  | MERCER Oct. 19, 2024 2 p.m. Pete Hanna Stadium Birmingham, Ala. Results: W, 55-35 | ESPN+ - The Bulldogs put up 55 points against the top scoring defense at the FCS level. Quincy Crittendon tossed four touchdown passes, and Gavin Morris (fumble return) and Noah Martin (INT return) both scored defensive touchdowns in the 55-35 win. |
|  | THE CITADEL Oct. 26, 2024 1 p.m. Hagood Stadium Charleston, S.C. Results: | ESPN+ - |
|  | WOFFORD Nov. 2, 2024 2 p.m. Pete Hanna Stadium Birmingham, Ala. Results: | ESPN+ - |
|  | TENNESSEE TECH Nov. 9, 2024 2 p.m. ESPN+ Pete Hanna Stadium Birmingham, Ala. Results: | ESPN+ - |
|  | CHATTANOOGA Nov. 16, 2024 12:30 p.m. ESPN+ Finley Stadium Chattanooga, Tenn. Results: | ESPN+ - |
|  | WESTERN CAROLINA Nov. 23, 2024 12:30 p.m. ESPN+ Pete Hanna Stadium Birmingham, Ala. Results: | ESPN+ - |



SETTING THE SCENE

| | |
|-----------------|----------------------------------|
| Location | Charleston, S.C. |
| Kickoff | 1 p.m. (CT) |
| Site | Johnson Hagood Stadium |
| Capacity | 11,427 |
| Surface | Artificial |
| TV | ESPN+ |
| All-Time Series | Samford leads, 10-7 |
| Last Meeting | Oct. 28, 2023 Birmingham, Ala. |
| Result | W, 37-7 |

GET SOCIAL



| | |
|--------------------------|-------------------------------|
| Official Twitter Account | @SamfordSports |
| Football Twitter Account | @SamfordFootball |
| Instagram Account | @SamfordSports |
| Instagram Account | @SamfordFootball |
| Facebook Account | Facebook.com/SamfordFootball |
| Hashtags | #AllforSAMford / #HatchAttack |

ESPN+ COVERAGE



| | |
|------------------------|-------------------|
| Play-by-Play | Dave Weinstein |
| Analyst | Vad Lee |
| Sideline | Matison Little |
| Online (iOS Android) | SamfordSports.com |



SOUTHERN CONFERENCE STANDINGS

| SCHOOL | CONF | CPCT. | OVERALL | PCT. | HOME | AWAY | NEUTRAL | L10 | STREAK |
|------------------|------|-------|---------|------|------|------|---------|-----|--------|
| Western Carolina | 3-0 | 1.000 | 4-3 | .571 | 2-1 | 2-2 | 0-0 | 4-3 | W3 |
| Mercer | 3-1 | .750 | 6-1 | .857 | 3-0 | 3-1 | 0-0 | 6-1 | L1 |
| Chattanooga | 3-1 | .750 | 4-3 | .571 | 2-1 | 2-2 | 0-0 | 4-3 | W4 |
| ETSU | 2-1 | .667 | 4-3 | .571 | 2-2 | 2-1 | 0-0 | 4-3 | W1 |
| Samford | 2-1 | .667 | 3-3 | .500 | 3-0 | 0-3 | 0-0 | 3-3 | W1 |
| Furman | 1-2 | .333 | 2-5 | .286 | 1-3 | 1-2 | 0-0 | 2-5 | L2 |
| Wofford | 1-3 | .250 | 3-4 | .429 | 1-2 | 2-2 | 0-0 | 3-4 | L1 |
| The Citadel | 1-4 | .200 | 3-5 | .375 | 1-3 | 2-2 | 0-0 | 3-5 | W1 |
| VMI | 0-3 | .000 | 0-7 | .000 | 0-3 | 0-4 | 0-0 | 0-7 | L7 |

UPCOMING SCHEDULE (CT)

SATURDAY, OCTOBER 26

| | |
|----------------------------|-----------|
| Samford at The Citadel | 1 p.m. |
| ETSU at Wofford | 1 p.m. |
| Western Carolina at Mercer | 2:30 p.m. |
| VMI at Chattanooga | 3 p.m. |
| Furman | OPEN |

LAST WEEK'S RESULTS

Samford 55, Mercer 35

| |
|--------------------------------|
| Western Carolina 52, Furman 20 |
| The Citadel 13, VMI 10 |
| Chattanooga 37, Wofford 5 |

WEEKLY HONORS

OFFENSIVE PLAYER OF THE WEEK

| | |
|----------|---------------------------|
| Sept. 2 | D.J. Smith, Mercer |
| Sept. 9 | Amari Odo, Wofford |
| Sept. 16 | Trey Hedden, Furman |
| Sept. 23 | D.J. Smith, Mercer |
| Sept. 30 | Khamran Laborn, ETSU |
| Oct. 7 | Sam Phillips, Chattanooga |
| Oct. 14 | A.J. Johnson, ETSU |
| Oct. 21 | Cole Gonzalez, WCU |
| Oct. 28 | |
| Nov. 4 | |
| Nov. 11 | |
| Nov. 18 | |
| Nov. 25 | |

DEFENSIVE PLAYER OF THE WEEK

| | |
|----------|-------------------------|
| Sept. 2 | Jalen Marshall, Wofford |
| Sept. 9 | Amir Annoor, Wofford |
| Sept. 16 | C.J. Coombes, Wofford |
| Sept. 23 | T.J. Moore, Mercer |
| Sept. 30 | Dainsus Miller, Mercer |
| Oct. 7 | David Powers, Wofford |
| Oct. 14 | T.J. Moore, Mercer |
| Oct. 21 | Noah Martin, Samford |
| Oct. 28 | |
| Nov. 4 | |
| Nov. 11 | |
| Nov. 18 | |
| Nov. 25 | |

SPECIAL TEAMS PLAYER OF THE WEEK

| | |
|----------|--------------------------|
| Sept. 2 | Brayden Smith, Mercer |
| Sept. 9 | John McConnell, Mercer |
| Sept. 16 | Ian Williams, Furman |
| Sept. 23 | Ewan Johnson, ETSU |
| Sept. 30 | John McConnell, Mercer |
| Oct. 7 | Nate Brackett, ETSU |
| Oct. 14 | Jude Kelley, Chattanooga |
| Oct. 21 | Jude Kelley Chattanooga |
| Oct. 28 | |
| Nov. 4 | |
| Nov. 11 | |
| Nov. 18 | |
| Nov. 25 | |

SOCON PRESEASON COACHES POLL

| TEAM (1ST-PLACE VOTES) | TOTAL |
|-------------------------|-------|
| 1. Chattanooga (5) | 61 |
| 2. Furman (3) | 56 |
| 3. Western Carolina (1) | 49 |
| 4. Mercer | 45 |
| 5. Samford | 37 |
| 6. ETSU | 26 |
| 7. VMI | 23 |
| 8. Wofford | 19 |
| 9. The Citadel | 8 |

STATS PERFORM FCS POLL

| # | SCHOOL (1ST) | RECORD | PTS. |
|----|-------------------------|--------|------|
| 1 | North Dakota State (40) | 7-1 | 1384 |
| 2 | Montana State (16) | 8-0 | 1351 |
| 3 | South Dakota State | 5-2 | 1286 |
| 4 | South Dakota | 6-1 | 1237 |
| 5 | UC Davis | 7-1 | 1172 |
| 6 | Southeast Missouri | 7-1 | 1074 |
| 7 | North Dakota | 5-2 | 1006 |
| 8 | Tarleton State | 6-1 | 929 |
| 9 | Montana | 5-2 | 854 |
| 10 | UIW | 5-2 | 826 |
| 11 | Idaho | 5-3 | 809 |
| 12 | Central Arkansas | 5-2 | 785 |
| 13 | Villanova | 5-2 | 736 |
| 14 | Mercer | 6-1 | 708 |
| 15 | Rhode Island | 6-1 | 637 |
| 16 | William & Mary | 5-2 | 558 |
| 17 | Abilene Christian | 5-3 | 518 |
| 18 | Richmond | 5-2 | 512 |
| 19 | Chattanooga | 4-3 | 395 |
| 20 | North Carolina Central | 5-2 | 237 |
| 21 | Illinois State | 5-3 | 199 |
| 22 | Dartmouth | 5-0 | 184 |
| 23 | ETSU | 4-3 | 142 |
| 24 | Western Carolina | 4-3 | 124 |
| 25 | Tennessee State | 6-2 | 103 |

OTHERS RECEIVING VOTES: UT Martin (4-3, 2-1 Big South-OVC), 82; Stony Brook (5-2, 2-1 CAA), 69; Duquesne (4-2, 2-0 NEC), 39; Sacramento State (3-4, 1-2 Big Sky), 36; Harvard (4-1, 1-1 Ivy), 32; Monmouth (4-3, 2-1 CAA), 30; Jackson State (5-2, 3-0 SWAC), 29; Northern Arizona (4-4, 2-2 Big Sky), 28; Southeastern Louisiana (4-4, 3-0 Southland), 18; Drake (5-1, 4-0 Pioneer), 14; New Hampshire (4-3, 2-1 CAA), 12; Florida A&M (3-3, 1-1 SWAC), 6; Dayton (5-1, 3-0 Pioneer), 5; **Samford (3-3, 2-1 SoCon), 5**; Lamar (4-3, 1-1 Southland), 4; Maine (4-3, 2-2 CAA), 2



GAME DAY COVERAGE | ESPN+

All Samford home games will be streamed live on ESPN+. Blake Gardner will provide play-by-play while Damian Mitchell offers color commentary for each Bulldogs' broadcast. Lynden Blake and Justin Stuckey will split time as the sideline reporters.



PROUD MEMBER OF NIKE FOOTBALL

Nike is the official apparel, uniform and shoe provider of Samford University Football. Visit the Bulldogs' page on SamfordSports.com for more information.

SERIES NOTEBOOK: THE CITADEL

- » The Samford Bulldogs will travel to Charleston, S.C., to take on The Citadel Bulldogs Saturday at 1 p.m. (CT) at Johnson Hagood Stadium.
- » Samford enters the game with a record of 3-3 overall and 2-1 in Southern Conference play. The Bulldogs earned a 55-35 win over 7th-ranked Mercer last Saturday. The Citadel has a mark of 3-5 overall and 1-4 in league play after a 13-10 win over VMI last week.
- » Samford and The Citadel are meeting for the 18th time, with Samford owning a 10-7 series lead. Last season, Samford earned a 37-7 win at Pete Hanna Stadium. The last time the teams played at Johnson Hagood Stadium was during the 2022 season when Samford picked up a 38-3 win. Samford has won the last five meetings and is 7-3 in the last 10 contests.
- » Since Samford joined the Southern Conference in 2008, Samford has a 10-6 series lead against The Citadel. The only previous meeting came in 1989, a game won by The Citadel. Samford is 4-5 all-time in games played at The Citadel.

BULLDOGS

3-5
OVERALL

1-4
SoCon

NR
STATS PREFORM TOP 25

MAURICE DRAYTON
HEAD COACH


3-16
CAREER

2nd
SEASON



SERIES HISTORY

- 18th Meeting
- Overall: Samford leads, 10-7
- Last Five Meetings: Samford leads, 5-0
- Last 10 Meetings: Samford leads, 7-3



LAST 10 MEETINGS

| W/L | DATE | SAM | LOCATION | MER |
|---------|----------|-----|------------------|-----|
| W | 10/28/23 | 37 | Birmingham, Ala. | 7 |
| W | 10/29/22 | 38 | Charleston, S.C. | 3 |
| W | 11/6/21 | 35 | Birmingham, Ala. | 14 |
| W | 3/27/21 | 55 | Charleston, S.C. | 7 |
| W (4OT) | 9/28/19 | 61 | Birmingham, Ala. | 55 |
| L | 11/10/18 | 27 | Charleston, S.C. | 42 |
| W | 9/30/17 | 35 | Birmingham, Ala. | 14 |
| L (OT) | 11/5/16 | 34 | Charleston, S.C. | 37 |
| L | 10/17/15 | 25 | Birmingham, Ala. | 44 |
| W | 11/15/14 | 20 | Charleston, S.C. | 17 |



HOW THEY COMPARE

| BULLDOGS | STATS | BULLDOGS |
|----------------|--------------------------|----------------|
| 26.33 | PPG | 22.38 |
| 106 | First Downs | 130 |
| 89.3 | Rush YPG | 152.9 |
| 252.67 | Pass YPG | 161.75 |
| 342.0 | Total Offense | 314.6 |
| 14 | Pass TD | 5 |
| 5 | Pass Int | 6 |
| 6 | Rush TD | 14 |
| 2-of-6 | Field Goals | 11-of-16 |
| 29:42 | Avg. Time of Possession | 30:22 |
| 17 (120 yards) | Sacks Allowed | 14 (85 yards) |
| 17-of-24 | Red Zone Attempts-Scores | 20-of-28 |
| 26.50 | Scoring Defense | 21.63 |
| 114.7 | Rush YPG/Allowed | 143.8 |
| 264.33 | Pass YPG/Allowed | 208.75 |
| 379.0 | Total Defense | 352.5 |
| 16 (139 yards) | Sacks By | 21 (136 yards) |
| 6 | Interceptions By | 4 |
| 7/5 | Fumbles Forced/Recovered | 9/5 |
| +4 | Turnover Margin | -2 |

THE CITADEL SCHEDULE & RESULTS

| DATE | OPPONENT | TIME/RESULT |
|----------|------------------------|-------------|
| Aug. 31 | at Charleston Southern | W, 22-21 |
| Sept. 7 | South Carolina State | L, 20-23 |
| Sept. 14 | North Greenville | W, 54-0 |
| Sept. 21 | at Mercer* | L, 21-38 |
| Sept. 28 | ETSU* | L, 17-34 |
| Oct. 5 | Furman* | L, 16-17 |
| Oct. 12 | at Western Carolina* | L, 16-30 |
| Oct. 19 | at VMI* | W, 13-10 |
| Oct. 26 | Samford* | 1 p.m. |
| Nov. 9 | Chattanooga* | 1 p.m. |
| Nov. 16 | at Wofford* | 12:30 p.m. |
| Nov. 23 | at Clemson | TBD |

BY THE NUMBERS: SAMFORD VS. THE CITADEL



10-7
SERIES RECORD

10-6
SERIES WITH BOTH AS
SOCON MEMBERS

4-5
RECORD PLAYING AT THE
CITADEL

74-54
SAMFORD VS
SOCON TEAMS





NEWS, NOTES, & SIDEBAR STATS

BULLDOGS PICKED FIFTH BY COACHES IN SOCON PRESEASON POLLS

The Bulldogs were picked to finish fifth in the Southern Conference by the league’s coaches preseason polls released in July.

PRESEASON SOCON COACHES POLL

| | |
|-------------------------|-----------|
| Team (1st-place votes) | Total |
| 1. Chattanooga (5) | 61 |
| 2. Furman (3) | 56 |
| 3. Western Carolina (1) | 49 |
| 4. Mercer | 45 |
| 5. Samford | 37 |
| 6. ETSU | 26 |
| 7. VMI | 23 |
| 8. Wofford | 19 |
| 9. The Citadel | 8 |

HATCHER’S OFFENSES PRODUCE

Through the last nine-plus seasons, Samford head coach Chris Hatcher’s offenses have averaged more points than under any other head coach in program history. Entering the week, Hatcher’s teams have averaged 33.28 points per game, ahead of Bobby Bowden’s 28.57 average. Terry Bowden (1987-1992) averaged 27.92 points per game during his tenure while Bill Gray (2001-06 / 25.68) and Pat Sullivan (2007-14 / 25.50) round out the top five.

PUTTING UP POINTS

Over the last nine-plus seasons under head coach Chris Hatcher, the Samford offense has scored at least 30 points 51 times. The unit has put up at least 40 points 29 times, and at least 50 points a total of 15 times.

QUICK STRIKES

In the nine-plus seasons under head coach Chris Hatcher, Samford has made a habit of quick scoring drives. In Hatcher’s time at Samford, the Bulldogs have had 202 scoring drives that lasted two minutes or less and 96 that have lasted one minute or less.

GRADUATE STUDENTS MAKING AN IMPACT

Samford features 26 graduate students on its 2024 roster: Xavier Lanier (CB), Nik Scalzo (QB), Noah Martin (LB), D.J. Rias (WR), Iaan Cousin (WR), Seth Parker (CB), Micah Kelly (RB), Xavier Nurse (DE), Edwin Dearman (S), Jonathan Bennett (RB), Samuel Willoughby (WR), Mailk Gaither (LB), Thomas Neville (LB), Luke

Byrne (OL), Johnny Johnson (DL), Cooper Frazier (OL), Chris Noble (OL), Alex Applefield (LS), Wilson Beaverstock (K), Jaylon Barden (WR), Joel Decoursey (TE), Conroy Cunningham II (DE), Jaylin Rainey (DL), Daniel Bettis (TE), Nazir Sy (DL) and Nick Jackson (DL).

SAMFORD ON THE ROAD

This season, Samford has five road game on its football schedule, and the Bulldogs are 0-3 so far in road contests. Last season, the Bulldogs posted a record of 2-3 away from home.

SAMFORD AGAINST SOUTH CAROLINA TEAMS

Samford has an all-time record of 45-30-1 against teams from the state of South Carolina, including a mark of 10-7 against Saturday’s opponent, The Citadel.

AGAINST SOUTHERN CONFERENCE TEAMS

Since joining the Southern Conference in 2008, Samford has posted a record of 73-57 in conference games. All-time against each current members of the SoCon, Samford has a mark of 99-85-4, including a 10-7 record against The Citadel. Samford’s all-time record against each current SoCon team is Chattanooga (11-34-3), The Citadel (10-7), ETSU (8-4), Furman (12-14), Mercer (16-14-1), VMI (9-3), Western Carolina (17-4) and Wofford (16-5).

ON THIS DATE

Samford has an all-time record of 9-4 in games played on Oct. 26. The last time the Bulldogs played on Oct. 26 was in 2019, in a 24-17 win over ETSU. In 1963, Samford traveled to Mexico City on Oct. 26, to take on the National University of Mexico, coming away with a 26-14 victory.

MARTIN NAMED SOCON DEFENSIVE PLAYER OF THE WEEK

Samford graduate linebacker Noah Martin was named the Southern Conference’s Defensive Player of the Week after a stellar performance last week against Mercer. He was responsible for two turnovers, both in the fourth quarter, recovering a fumble and later intercepting a pass and returning it 26 yards for a touchdown. In addition to the turnovers, Martin led the team with 10 tackles.

SAMFORD RECORD WHEN

| CATEGORY | 2024 |
|---------------------------|------|
| At Home | 3-0 |
| On The Road | 0-3 |
| Neutral Site Game | 0-0 |
| vs. SoCon | 2-1 |
| vs. Non Conference | 1-2 |
| NCAA Postseason | 0-0 |
| vs. In State Opponents | 1-0 |
| In August | 0-1 |
| In September | 1-1 |
| In October | 2-1 |
| In November | 0-0 |
| In December | 0-0 |
| Day Games | 2-1 |
| Night Games | 1-2 |
| Decided by 7 pts or less | 1-1 |
| Scoring First | 1-1 |
| Opponent Scores First | 2-2 |
| Leading at Half | 2-1 |
| Trailing at Half | 1-2 |
| Tied at Half | 0-0 |
| Leading after 3 quarters | 3-2 |
| Trailing after 3 quarters | 0-1 |
| Tied After 3 quarters | 0-0 |
| In overtime | 0-0 |
| Scoring 30 + points | 1-0 |
| Scoring 20-29 points | 1-2 |
| Scoring 0-19 points | 1-1 |
| Allowing 30 + points | 1-3 |
| Allowing 20-29 points | 0-0 |
| Allowing 0-19 points | 2-0 |
| Outrushing Opponents | 3-0 |
| Getting Outrushed | 0-3 |
| Passing for more yards | 3-2 |
| Passing for fewer yards | 0-1 |
| Outgaining Opponent | 3-1 |
| Getting Outgained | 0-2 |
| Winning TOP | 1-1 |
| Losing TOP | 2-2 |
| Scoring a Def./ ST TD | 1-0 |
| Allowing a Def./ST TD | 0-0 |
| Fewer Penalty Yards | 3-3 |
| More Penalty Yards | 0-0 |
| Winning Turnover Battle | 1-1 |
| Losing Turnover Battle | 1-2 |
| Equal In Turnovers | 1-0 |

HATCH ATTACK: TOTAL OFFENSE TRACKER

| | | | | | | | | | | | |
|-----|-----|-----|-----|-----|-----|-----|--|--|--|--|--|
| 465 | 205 | 305 | N/A | 312 | 319 | 446 | | | | | |
| | | | | | | | | | | | |



TWO BULLDOGS HEADLINE ALL-SOCON PRESEASON TEAMS

Graduate student linebacker Noah Martin was the lone Bulldog named preseason first team All-SoCon when the squads were announced in July. Graduate student offensive lineman Chris Noble was tabbed for the second team.

MISTER MARTIN

Noah Martin, a consensus first team All-SoCon defender in 2023, led the SoCon with 109 and became the first Bulldog defender to eclipse 100 tackles since John Staton had 115 in 2019. Martin's 109 tackles were good enough to rank him 13th nationally.

Heading into the 2024 season, Martin was named a preseason All-American by FCS Football Central, Stats Perform and Phil Steele while landing on the Buck Buchanan Award Watch List.

Martin picked up right where he left off in 2023 with a game-high 11 tackles in each of the first three games against West Georgia, Florida and Alabama State. He then led the squad with seven tackles against VMI, he tallied eight tackles at ETSU and then had 10 tackles against Mercer. With these performances, Martin ranks eighth nationally, averaging 9.7 tackles per game. Dating back to last season, the Chattanooga native has 88 total tackles in his last four games played.

CALLING HOMEWOOD HOME

The 2024 Samford roster features 11 transfers from schools located inside the 205 area code: D.J. Rias (Alabama), Kobe Hughes (Birmingham-Southern), Jonathan Bennett (Alabama), Samuel Willoughby (Alabama), Teddy Davenport (UAB), Dayton Green (Birmingham-Southern), Chris Noble (UAB), Brett Johnson (UAB), Joshua Lovett (Birmingham-Southern), Charlie Rickell (Birmingham-Southern), and Wilson Beaverstock (UAB).

BRINGING THE POWER

The 2024 Samford football roster also features several Power Four transfers including DJ Rias (Alabama), Mack Howard (Utah), Rayf Vinson (Ole Miss), Stephan Martin (UCF), Gumbo Gaskins (Vanderbilt), Jonathan Bennett (Alabama), Samuel Willoughby (Alabama), Deuce Caldwell II (North Carolina), Daniel Bethel (Tennessee), Trustin Northington (Ole Miss), Vance Nicklaus (Florida State) and Joel Decoursey (Vanderbilt).

NEW FACES IN NEW PLACES

Not only have there been changes on the roster, but the Bulldog coaching staff has some new faces also: Adam Braithwaite (Defensive Coordinator/Safeties), Brendan Bogнар (Quarterbacks), Peter Renkoski (Tight Ends/Assistant Offensive Line), Chazmon Scales (Cornerbacks) and Blake Catlett (Defensive Ends).

RUNNING THE ROCK

Despite being known as an "Air Raid" offensive system, graduate student running back Jay Stanton led all SoCon rushers with 971 yards on the ground in 2022. Stanton also set the career rushing touchdowns record with 35. Current running back Damonta Witherspoon has gotten off to a hot start this season as well, rushing for 126 yards and a touchdown in the home-opening win over Alabama State.

MARTIN NAMED WINNER OF CHARLES WILLIAMS MEMORIAL JERSEY

Graduate linebacker Noah Martin is this season's winner of the Charles Williams Memorial Jersey. The jersey honors former Samford player Charles Williams, who died in a car accident on May 23, 2003.

CHARLES WILLIAMS JERSEY RECIPIENTS

| | |
|-------|---------------------|
| 2005 | Ossie Buchannon |
| 2006 | T.C. Myers |
| 2007 | Jay McCurdy |
| 2008 | Rodney Shepherd |
| 2009 | Jon Weber |
| 2010 | Bryce Smith |
| 2011 | Sean Thompson |
| 2012 | Ryan Dudchuck |
| 2013 | Justin Shade |
| 2014 | Brinson Porter |
| 2015 | Carson Barnett |
| 2016 | Devon Schmitt |
| 2017 | Shaheed Salmon |
| 2018 | Tyler Queen |
| 2019 | Nick Barton |
| 2021S | Montrell Washington |
| 2021F | Liam Welch |
| 2022 | Nathan East |
| 2023 | Chandler Smith |
| 2024 | Noah Martin |

CRITTENDON TURNS IN A CAREER PERFORMANCE

In last week's 55-35 win over 7th-ranked Mercer, quarterback Quincy Crittendon turned in a career performance in leading the Bulldogs to the win. He passed for a career-high 378 yards and he tied a career high with four touchdown passes. His four scoring passes all came in the first quarter, setting a new Southern Conference record for touchdown passes in one quarter.

SAMFORD IN THE SOCON RANKING

SCORING OFFENSE

| TEAM | POINTS PER GAME |
|---------------------|-----------------|
| 1. Mercer | 33.0 |
| 2. ETSU | 30.7 |
| 3. Western Carolina | 24.5 |
| 4. The Citadel | 23.7 |
| 5. Chattanooga | 21.7 |
| 6. Samford | 20.6 |
| 7. Wofford | 19.8 |
| 8. Furman | 19.8 |
| 9. VMI | 11.8 |

PASSING OFFENSE

| TEAM | YARDS PER GAME |
|---------------------|----------------|
| 1. Western Carolina | 265.3 |
| 2. Chattanooga | 260.8 |
| 3. Samford | 227.6 |
| 4. Furman | 222.2 |
| 5. Mercer | 218.8 |
| 6. Wofford | 209.5 |
| 7. ETSU | 198.9 |
| 8. The Citadel | 173.3 |
| 9. VMI | 107.5 |

TOTAL OFFENSE

| TEAM | YARDS PER GAME |
|---------------------|----------------|
| 1. ETSU | 418.7 |
| 2. Mercer | 394.3 |
| 3. Western Carolina | 394.3 |
| 4. Chattanooga | 370.0 |
| 5. The Citadel | 332.7 |
| 6. Samford | 321.2 |
| 7. Wofford | 314.5 |
| 8. Furman | 311.8 |
| 9. VMI | 206.2 |

SCORING DEFENSE

| TEAM | POINTS PER GAME |
|---------------------|-----------------|
| 1. Mercer | 7.7 |
| 2. Wofford | 21.0 |
| 3. ETSU | 21.7 |
| 4. The Citadel | 23.3 |
| 5. Samford | 24.8 |
| 6. Chattanooga | 25.5 |
| 7. Western Carolina | 26.3 |
| 8. Furman | 33.0 |
| 9. VMI | 37.5 |



NOAH MARTIN

6-2 • GRADUATE • LINEBACKER • CHATTANOOGA, TN

CAREER HIGHS

SINGLE GAME

| | |
|----------------------|------------------------------|
| » Solo Tackles: | 14, @ Mercer (11/11/23) |
| » Assisted Tackles: | 7, vs The Citadel (10/28/23) |
| » Total Tackles: | 19, @ Mercer (11/11/23) |
| » TFLs: | 2, vs Mercer (9/23/23) |
| » Sacks: | 1.5, vs Furman (10/14/23) |
| » INT: | 1, vs VMI (11/5/22) |
| » Passes Deflected: | 1, vs Chattanooga (9/23/23) |
| » Forced Fumbles: | 1, vs Furman (10/14/23) |
| » Fumbles Recovered: | 1, vs The Citadel (11/6/23) |

SEASON

| | |
|----------------------|----------------|
| » Solo Tackles: | 68, 2023 |
| » Assisted Tackles: | 45, 2021 |
| » Total Tackles: | 109, 2023 |
| » TFL: | 14.5, 2023 |
| » Sacks: | 3.5, 2023 |
| » INT: | 1, 2021 & 2022 |
| » Passes Deflected: | 2, 2022 & 2023 |
| » Forced Fumbles: | 1, 2021 & 2023 |
| » Fumbles Recovered: | 2, 2021 |

HONORS

2021 SPRING SEASON

- SoCon All-Freshman Team

2023 SEASON

- First Team All-SoCon
- AP Third Team All-American
- FCS Football Central All-American

2024 PRESEASON

- Charles Williams Memorial Jersey Winner
- FCS Football Central Preseason All-American
- First Team All-SoCon
- Stats Perform Preseason All-American
- Buck Buchanan Award Preseason Watch List
- Phil Steele Preseason All-American

MARTIN NATIONALLY RANKED

| STAT | RANKING |
|------------------|--------------|
| Tackles per game | 9.7 p.g./8th |





CHRIS HATCHER

HEAD COACH • 10TH SEASON • VALDOSTA STATE (1994)

CHRIS HATCHER ■ HEAD COACH

| | |
|--------------------------------|-----------------------|
| » Birthdate: | February 18, 1973 |
| » Alma Mater: | Valdosta State (1994) |
| » Hometown: | Macon, Ga. |
| » Record at Samford: | 60-46 (10th season) |
| » Overall Record: | 181-103 (25th season) |
| » NCAA Playoff Appearances: | 9 |
| » NCAA National Championships: | One / 2004 NCAA DII |



@HATCHATTACK1 NOTES

74

Hatcher's Samford squads have won 74 percent of the team's home games. The program's home record in the time is 37-13.

9

Hatcher has led nine teams to NCAA postseason play during his career, including the 2016, 2017 and 2022 FCS Playoffs with the Bulldogs. While at Valdosta State, the Blazers advanced six times to NCAA playoffs.

15

Hatcher's teams have earned 15 wins against ranked FCS opponents in his time at Samford. The Bulldogs' record against ranked teams in that time is 15-11.

181

Chris Hatcher has won 181 games in his distinguished career as a head coach, including 60 here at Samford.

44

Hatcher's Samford teams have won 44 Southern Conference games. The Bulldogs have posted a record of 44-29 during Hatcher's tenure with the program.



YEAR-BY-YEAR RECORD

| YEAR | SCHOOL | W-L | % | |
|---------------|------------------|----------------|-------------|---|
| 2000 | Valdosta St. | 10-2 | .833 | + |
| 2001 | Valdosta St. | 12-1 | .923 | + |
| 2002 | Valdosta St. | 14-1 | .933 | + |
| 2003 | Valdosta St. | 10-2 | .833 | + |
| 2004 | Valdosta St. | 13-1 | .929 | ! |
| 2005 | Valdosta St. | 9-3 | .750 | + |
| 2006 | Valdosta St. | 8-2 | .800 | |
| 2007 | Ga. Southern | 7-4 | .636 | |
| 2008 | Ga. Southern | 6-5 | .545 | |
| 2009 | Ga. Southern | 5-6 | .455 | |
| 2010 | Murray St. | 6-5 | .545 | |
| 2011 | Murray St. | 7-4 | .636 | |
| 2012 | Murray St. | 5-6 | .455 | |
| 2013 | Murray St. | 6-6 | .500 | |
| 2014 | Murray St. | 3-9 | .250 | |
| 2015 | Samford | 6-5 | .545 | |
| 2016 | Samford | 7-5 | .583 | # |
| 2017 | Samford | 8-4 | .667 | # |
| 2018 | Samford | 6-5 | .545 | |
| 2019 | Samford | 5-7 | .417 | |
| 2021 (S) | Samford | 4-3 | .571 | |
| 2021 (F) | Samford | 4-7 | .364 | |
| 2022 | Samford | 11-2 | .846 | # |
| 2023 | Samford | 6-5 | .545 | |
| 2024 | Samford | 3-3 | .400 | |
| Totals | 25th year | 181-103 | .637 | |

! NCAA DII National Champion / + NCAA DII Playoffs / # NCAA FCS Playoffs

OFFENSE

| | | | | | | |
|----|----|---------------------|------|-----|-----|------------------------------------------|
| QB | 2 | Quincy Crittendon | 5-11 | 200 | Jr. | Decatur, Ala./Austin |
| | 10 | Haden Klees | 6-1 | 180 | Fr. | Crawfordville, Fla./Wakulla County HS |
| RB | 31 | Damonta Witherspoon | 5-8 | 210 | Sr. | East St. Louis, Ill./Murray State |
| | 20 | Micah Kelly | 5-9 | 203 | Gr. | Pascagoula, Miss. / Toledo |
| X | 3 | E. Jai Mason | 6-1 | 205 | Sr. | Jackson, Miss. / NW Miss. CC |
| | 82 | Jaylon Barden | 5-11 | 180 | Gr. | Macon, Ga./Georgia Southern - |
| LT | 50 | Darrian King | 6-3 | 295 | Sr. | Oak Grove, Miss./ East Miss. CC |
| | 78 | Duncan Johnson | 6-5 | 275 | Fr. | Augusta, Ga. / Aquinas HS |
| LG | 58 | Chris Noble | 6-4 | 287 | Gr. | Brewton, Ala./ UAB |
| | 70 | Brett Johnson | 6-4 | 290 | Jr. | Maplesville, Ala. / UAB |
| C | 57 | Cooper Frazier | 6-4 | 305 | Sr. | Corinth, Miss./ Corinth HS |
| | 63 | Zach Bond | 6-3 | 290 | Sr. | McHenry, Miss. / NW Miss. CC |
| RG | 54 | Luke Byrne | 6-4 | 305 | Gr. | Forsyth, Ga./ Mary Persons HS |
| | 79 | Donny Hawkins | 6-1 | 310 | Sr. | Pinson, Ala./ Pinson Valley HS |
| RT | 77 | Zach Brown | 6-4 | 280 | Sr. | Loretto, Tenn. / Loretto HS |
| | 74 | Tyler Douthit | 6-4 | 280 | Fr. | Woodstock, Ga. / Woodstock HS |
| H | 11 | Rayf Vinson | 6-1 | 195 | Jr. | Madison, Miss./Ole Miss |
| | 15 | Iaan Cousin | 5-11 | 170 | Gr. | Carrollton, Ga./Kennesaw State |
| Y | 7 | DJ Rias | 5-9 | 190 | Gr. | Phenix City, Ala. / Alabama |
| | 85 | Wesley Carlock | 5-10 | 175 | Jr. | Jackson, Tenn./Univ. School of Jackson |
| Z | 12 | Brendan Jenkins | 6-1 | 200 | So. | Hoschton, Ga. / Mill Creek HS |
| | 84 | Preston Bird | 5-10 | 170 | Fr. | Bonaire, Ga. / Veterans HS |
| TE | 41 | Tate Taylor | 6-0 | 228 | Jr. | Nashville, Tenn. / Lipscomb Academy |
| | 93 | Daniel Bettis | 6-1 | 250 | Gr. | Tuskegee, Ala. / Booker T. Washington HS |



DEFENSE

| | | | | | | |
|-----|----|------------------|------|-----|-----|--------------------------------------|
| R | 45 | Thomas Neville | 6-3 | 215 | Gr. | Loganville, Ga. / Dunwoody HS |
| | 22 | Xavier Nurse | 6-3 | 205 | Gr. | Brooklyn, N.Y./Maine |
| NT | 98 | Josh Mathiasen | 6-2 | 325 | Sr. | Elmhurst, Ill. / Olivet Nazarene |
| | 91 | Jaylin Rainey | 6-2 | 275 | Gr. | Memphis, Tenn. / Dartmouth |
| DT | 97 | Nick Jackson | 6-1 | 270 | Gr. | Orlando, Fla. / Winter Park HS |
| | 94 | Makhi Gilbert | 6-3 | 290 | So. | Phenix City, Ala. / Central HS |
| DE | 55 | Johnny Johnson | 6-1 | 263 | Gr. | St. Amant, La. / St. Amant HS |
| | 81 | Jamall Thompson | 6-3 | 268 | Jr. | Sarasota, Fla. / Sarasota HS |
| W | 33 | Jaden Mosley | 6-2 | 208 | Gr. | Mobile, Ala. / Hutchinson CC |
| | 39 | Gavin Morris | 6-1 | 215 | So. | Cumming, Ga. / South Forsyth HS |
| M | 5 | Noah Martin | 6-2 | 232 | Gr. | Chattanooga, Tenn. / Baylor School |
| | 34 | Mailk Gaither | 6-2 | 205 | Gr. | Stockbridge, Ga. / Alcorn State |
| CB | 16 | Kamron Smith | 6-0 | 195 | Sr. | Bonaire, Ga. / Charleston Southern |
| | 13 | Jamari Cannon | 5-10 | 158 | Sr. | Lancaster, Calif./Santa Barbara CC |
| SS | 24 | Edwin Dearman | 5-11 | 200 | Gr. | Spring, Texas / Northern Iowa |
| | 6 | Jalen Nelson | 6-1 | 185 | So. | Flowood, Miss. / Northwest Rankin HS |
| FS | 29 | CJ Douglas | 5-10 | 195 | So. | Leeds, Ala. / Leeds HS |
| | 9 | Midnight Steward | 6-1 | 202 | Jr. | Daphne, Ala./Daphne HS |
| NKL | 1 | Dontae Pollard | 5-10 | 185 | Jr. | Pittsburgh, Pa. / Akron |
| | 27 | Gumbo Gaskins | 6-1 | 190 | So. | Jonesboro, Ga./Vanderbilt |
| CB | 2 | Jalik Yancey | 5-11 | 180 | Jr. | Marietta, Ga. / NE Miss. CC |
| | 4 | Xavier Lanier | 6-2 | 192 | Gr. | Carrollton, Ala./Tulsa |

SPECIAL TEAMS

| | | | | | | |
|----|----|--------------------|------|-----|-----|--------------------------------------------|
| PK | 80 | Wilson Beaverstock | 6-0 | 210 | Gr. | Mobile, Ala. / UAB |
| | 87 | Forrest Taylor | 5-8 | 165 | Jr. | Foley, Ala. / Coffeyville CC |
| KO | 80 | Wilson Beaverstock | 6-0 | 210 | Gr. | Mobile, Ala. / UAB |
| | 87 | Forrest Taylor | 5-8 | 165 | Jr. | Foley, Ala. / Coffeyville CC |
| P | 59 | Will Thorley | 6-3 | 215 | So. | Torquay, Australia / Prokick Aus. |
| | 80 | Wilson Beaverstock | 6-0 | 210 | Gr. | Mobile, Ala. / UAB |
| H | 59 | Will Thorley | 6-3 | 215 | So. | Torquay, Australia / Prokick Australia |
| | 6 | Ben Levine | 5-8 | 165 | Fr. | Houston, Texas / Second Baptist HS |
| LS | 61 | Alex Applefield | 5-10 | 208 | Gr. | Dothan, Ala./Houston Academy |
| | 56 | Aidan Barr | 6-0 | 205 | So. | West Palm Beach, Fla. / Cardinal Newman HS |
| KR | 7 | DJ Rias | 5-9 | 190 | Gr. | Phenix City, Ala. / Alabama |
| | 15 | Iaan Cousin | 5-11 | 170 | Gr. | Carrollton, Ga./Kennesaw State |
| PR | 82 | Jaylon Barden | 5-11 | 180 | Gr. | Macon, Ga./Georgia Southern |
| | 7 | DJ Rias | 5-9 | 190 | Gr. | Phenix City, Ala. / Alabama |

DEPTH CHART: THE CITADEL



CHUNK PLAYS, SCORING DRIVES & STARTERS

| CHUNK PLAYS (30 YARDS OR MORE) | | |
|--------------------------------|--------------------------------|-------|
| Opp. | Result | Yards |
| UWG (8/31) | Crittendon pass to Jenkins | 68 |
| UF (9/7) | Crittendon pass to Jenkins | 35 |
| ASU (9/14) | Crittendon pass to Jenkins | 48 |
| ASU (9/14) | Crittendon pass to Cousin | 46 |
| ASU (9/14) | Witherspoon rush | 33 |
| VMI (10/5) | Kelly rush | 30 |
| ETSU (10/12) | Crittendon pass to Vinson | 89 |
| ETSU (10/12) | Crittendon pass to Mason | 41 |
| Mercer (10/19) | Crittendon pass to Cousin | 77 |
| Mercer (10/19) | Crittendon rush | 38 |
| Mercer (10/19) | Crittendon pass to Witherspoon | 35 |
| Mercer (10/19) | Crittendon pass to Jenkins | 41 |

| SCORING DRIVES | | | | |
|----------------|-----------|-------|-----|---------------------------------------|
| Opp. (Date) | Plays-Yds | TOP | Qtr | Scoring Play |
| UWG (8/31) | 8-70 | 2:38 | 1 | Crittendon 1-yard run |
| UWG (8/31) | 10-70 | 4:18 | 2 | Crittendon to Witherspoon 3-yard pass |
| UWG (8/31) | 19-71 | 6:14 | 3 | Crittendon 3-yard run |
| UWG (8/31) | 1-68 | 00:13 | 3 | Crittendon to Jenkins 68-yard pass |
| UF (9/7) | 12-75 | 5:58 | 3 | Witherspoon 1-yard run |
| ASU (9/14) | 7-77 | 3:15 | 2 | Crittendon to Cousin 5-yard pass |
| ASU (9/14) | 13-54 | 6:33 | 3 | Witherspoon 1-yard run |
| VMI (10/5) | 9-71 | 2:57 | 1 | Crittendon to Mason 5-yard pass |
| VMI (10/5) | 7-70 | 2:04 | 1-2 | Crittendon to Jenkins 18-yard pass |
| VMI (10/5) | 4-7 | 1:26 | 3 | Taylor 31-yard field goal |
| VMI (10/5) | 2-6 | 0:48 | 3 | Crittendon to Mason 8-yard pass |
| VMI (10/5) | 10-47 | 6:31 | 4 | Taylor 29-yard field goal |
| ETSU (10/12) | 3-95 | 0:51 | 1 | Crittendon to Vinson 89-yard pass |
| ETSU (10/12) | 5-70 | 1:39 | 1 | Crittendon to Mason 41-yards pass |
| ETSU (10/12) | 7-61 | 2:38 | 2 | Crittendon to Carlock 23-yard pass |
| ETSU (10/12) | 3-32 | 0:58 | 3 | Crittendon to Mason 7-yard pass |
| Mercer (10/19) | 5-30 | 1:22 | 1 | Crittendon to Rias 15-yard pass |
| Mercer (10/19) | 1-15 | 0:08 | 1 | Crittendon to Rias 15-yard pass |
| Mercer (10/19) | 3-26 | 0:28 | 1 | Crittendon to Mason 24-yard pass |
| Mercer (10/19) | 1-77 | 0:10 | 1 | Crittendon to Cousin 77-yard pass |
| Mercer (10/19) | 15-73 | 5:53 | 2 | Witherspoon 2-yard run |
| Mercer (10/19) | 6-89 | 1:45 | 2 | Witherspoon 4-yard run |

| GAME-BY-GAME OFFENSIVE STARTERS | | | | | | | | | | | |
|---------------------------------|------------|-------------|-------|------|---------|-----------|---------|-------|---------|-------|-------|
| Opponent (Date) | QB | RB | WR | WR | WR | WR/TE | LT | LG | C | RG | RT |
| at West Georgia (8/31) | Crittendon | Kelly | Mason | Rias | Cousin | Jenkins | Johnson | Noble | Frazier | Byrne | Brown |
| at Florida (9/7) | Crittendon | Kelly | Mason | Rias | Cousin | Jenkins | King | Noble | Frazier | Byrne | Brown |
| Alabama State (9/14) | Crittendon | Kelly | Mason | Rias | Cousin | Jenkins | King | Noble | Frazier | Byrne | Brown |
| at Furman (9/28) | | | | | DNP | | | | | | |
| VMI (10/5) | Crittenson | Witherspoon | Mason | Rias | Cousin | Jenkins | King | Noble | Frazier | Byrne | Brown |
| at ETSU (10/12) | Crittendon | Witherspoon | Mason | Rias | Jenkins | T. Taylor | King | Noble | Frazier | Byrne | Brown |
| Mercer (10/19) | Crittendon | Witherspoon | Mason | Rias | Cousin | Jenkins | King | Noble | Frazier | Byrne | Brown |
| at The Citadel (10/26) | | | | | | | | | | | |
| Wofford (11/2) | | | | | | | | | | | |
| Tennessee Tech (11/9) | | | | | | | | | | | |
| Chattanooga (11/16) | | | | | | | | | | | |
| Western Carolina (11/23) | | | | | | | | | | | |

| GAME-BY-GAME DEFENSIVE STARTERS | | | | | | | | | | | |
|---------------------------------|---------|-----------|---------|----------|--------|--------|--------|---------|---------|---------|--------|
| Opponent (Date) | RUSH | NT | DT | DE | Will | Mike | CB | SS | FS | NKL | CB |
| at West Georgia (8/31) | Nurse | Mathiasen | Gilbert | Johnson | Mosley | Martin | Smith | Dearman | Douglas | Nelson | Lainer |
| at Florida (9/7) | Neville | Mathiasen | Jackson | Johnson | Mosley | Martin | Smith | Dearman | Douglas | Pollard | Lainer |
| Alabama State (9/14) | Neville | Mathiasen | Jackson | Johnson | Mosley | Martin | Smith | Dearman | Douglas | Pollard | Yancey |
| at Furman (9/28) | | | | | DNP | | | | | | |
| VMI (10/5) | Russell | Mathiasen | Jackson | Thompson | Mosley | Martin | Cannon | Dearman | Douglas | Pollard | Yancey |
| at ETSU (10/12) | Russell | Mathiasen | Jackson | Thompson | Mosley | Martin | Lanier | Dearman | Douglas | Pollard | Yancey |
| Mercer (10/19) | Russell | Mathiasen | Gilbert | Johnson | Mosley | Martin | Lanier | Dearman | Douglas | Pollard | Yancey |
| Wofford (11/2) | | | | | | | | | | | |
| Tennessee Tech (11/9) | | | | | | | | | | | |
| Chattanooga (11/16) | | | | | | | | | | | |
| Western Carolina (11/23) | | | | | | | | | | | |



SAMFORD UNIVERSITY NUMERICAL ROSTER

| # | NAME | POS | HT | WT | CL | HOMETOWN/PREVIOUS SCHOOL |
|----|----------------------|------|------|-----|-----|-------------------------------------------------|
| 0 | David Coltrane | LB/S | 6-2 | 220 | Jr. | Alpharetta, Ga./Blessed Trinity HS |
| 1 | Ryan Oliver | QB | 6-2 | 190 | Fr. | Lake Oswego, Or./Lakeridge HS |
| 1 | Dontae Pollard | CB | 5-10 | 185 | Jr. | Pittsburgh, Pa./Arkon |
| 2 | Quincy Crittendon | QB | 5-11 | 200 | Jr. | Decatur, Ala./Austin HS |
| 2 | Jalik Yancey | CB | 5-11 | 180 | Jr. | Marietta, Ga./Northeast Mississippi CC |
| 3 | Caidan Maddux | CB | 5-11 | 165 | Fr. | Nashville, Tenn./Montgomery Bell Academy |
| 3 | E. Jai Mason | WR | 6-1 | 205 | Sr. | Jackson, Miss./N.W. Mississippi CC |
| 4 | Xavier Lanier | CB | 6-2 | 192 | Gr. | Carrollton, Ala./Tulsa |
| 5 | Noah Martin | LB | 6-2 | 232 | Gr. | Chattanooga, Tenn./The Baylor School |
| 6 | Ben Levine | WR | 5-8 | 165 | Fr. | Houston, Texas/Second Baptist HS |
| 6 | Jalen Nelson | S | 6-1 | 185 | So. | Flowood, Miss./Northwest Rankin HS |
| 7 | Jim Coleman | QB | 6-0 | 160 | Fr. | Dublin, Ga./Trinity Christian HS |
| 7 | D.J. Rias | WR | 5-9 | 190 | Gr. | Phenix City, Ala./Alabama |
| 8 | Mack Howard | QB | 6-2 | 189 | Fr. | Columbus, Miss./Utah |
| 8 | Luke Wattenbarger | S | 6-0 | 190 | Jr. | Bakersfield, Calif./Bakersfield College |
| 9 | Midnight Steward | S | 6-1 | 202 | Jr. | Daphne, Ala./Daphne HS |
| 9 | Thomas Vaccaro | QB | 6-1 | 202 | Fr. | Nashville, Tenn./Christ Presbyterian Academy |
| 10 | Andrew Johnson | S | 5-10 | 187 | Jr. | Olive Branch, Miss./Copiah-Lincoln CC |
| 10 | Haden Klees | QB | 6-1 | 180 | Fr. | Crawfordville, Fla./Wakulla County HS |
| 11 | William Hold | CB | 6-2 | 185 | Fr. | Leander, Texas/Rouse HS |
| 11 | Rayl Vinson | WR | 6-1 | 195 | Jr. | Madison, Miss./Ole Miss |
| 12 | Brendan Jenkins | WR | 6-1 | 200 | So. | Hoschton, Ga./Mill Creek HS |
| 12 | Christian Roberts | TE | 6-1 | 200 | So. | Addison, Ala./Addison HS |
| 13 | Jamari Cannon | CB | 5-10 | 158 | Sr. | Lancaster, Calif./Santa Barbara CC |
| 13 | Logan Cross | QB | 6-6 | 195 | Fr. | Social Circle, Ga./Social Circle HS |
| 14 | Jackson Beatty | WR | 5-11 | 175 | Fr. | Mountain Brook, Ala./Mountain Brook HS |
| 15 | Clay Burdeshaw | S | 6-2 | 185 | Fr. | Homewood, Ala./Homewood HS |
| 15 | Iaan Cousin | WR | 5-11 | 170 | Gr. | Carrollton, Ga./Kennesaw State |
| 16 | Kamron Smith | CB | 6-0 | 195 | Sr. | Bonaire, Ga./Charleston Southern |
| 17 | James McGinn | QB | 6-1 | 185 | Fr. | Windermere, Fla./First Academy |
| 17 | Seth Parker | CB | 5-10 | 175 | Gr. | Hoover, Ala./Columbia |
| 18 | Stephen Martin | WR | 6-5 | 210 | Sr. | Orlando, Fla./UCF |
| 19 | Connor Masters | QB | 5-9 | 170 | Jr. | Louisville, Ky./Christian Academy of Louisville |
| 20 | Micah Kelly | RB | 5-9 | 203 | Gr. | Pascagoula, Miss./Toledo |
| 21 | Ethan Fisher | K | 5-7 | 135 | Fr. | Tallahassee, Fla./North Florida Christian HS |
| 21 | Carson Goold | WR | 6-5 | 205 | Jr. | Memphis, Tenn./Houston HS |
| 22 | Ken Cherry | RB | 5-11 | 190 | Fr. | Huntsville, Ala./Madison Academy |
| 22 | Xavier Nurse | DE | 6-3 | 205 | Gr. | Brooklyn, N.Y./Maine |
| 23 | Tucker Weber | CB | 5-10 | 175 | Fr. | Brentwood Tenn./Brentwood HS |
| 23 | Noah Young | WR | 6-5 | 215 | Sr. | Birmingham, Ala./North Alabama |
| 24 | Edwin Dearman | S | 5-11 | 200 | Gr. | Spring, Texas/Northern Iowa |
| 24 | Kobe Hughes | RB | 5-10 | 182 | Sr. | Birmingham, Ala./Birmingham-Southern |
| 25 | Jadon Loving | WR | 5-10 | 160 | Fr. | Trussville, Ala./Hewitt-Trussville HS |
| 25 | William Pruitt | S | 6-2 | 185 | Fr. | Atlanta, Ga./Marist School |
| 26 | Mitchell Owen | S | 6-1 | 185 | Sr. | Atlanta, Ga./Marist School |
| 26 | Colton Pace | WR | 5-9 | 165 | Fr. | Brentwood, Tenn./Ravenwood HS |
| 27 | Gumbo Gaskins | CB | 6-1 | 190 | So. | Jonesboro, Ga./Vanderbilt |
| 27 | Connor Pace | RB | 5-9 | 184 | Sr. | Brentwood, Tenn./Ravenwood HS |
| 28 | Jonathan Bennett | RB | 5-10 | 180 | Gr. | Birmingham, Ala./Alabama |
| 29 | C.J. Douglas | S | 5-10 | 195 | So. | Leeds, Ala./Leeds HS |
| 30 | Carson Sloan | LB | 6-2 | 220 | Fr. | Blackshear, Ga./Pierce County HS |
| 30 | Harrison Weathington | K | 6-2 | 189 | Jr. | Huntsville, Ala./Randolph School |
| 31 | Maddox McKim | LB | 6-4 | 210 | Fr. | Brentwood, Tenn./Brentwood HS |
| 31 | Damonta Witherspoon | RB | 5-8 | 210 | Sr. | East St. Louis, Ill./Murray State |
| 32 | Samuel Willoughby | WR | 5-10 | 165 | Gr. | Vestavia Hills, Ala./Alabama |
| 33 | Teddy Davenport | WR | 5-10 | 175 | Jr. | Alpharetta, Ga./UAB |
| 33 | Jaden Mosley | LB | 6-2 | 208 | Jr. | Mobile, Ala./Hutchinson CC |
| 34 | Mailk Gaither | LB | 6-2 | 205 | Gr. | Stockbridge, Ga./Alcorn State |
| 35 | Deuce Caldwell II | LB | 6-0 | 230 | Jr. | Mauldin, S.C./North Carolina |
| 36 | Dayton Green | WR | 5-11 | 176 | Sr. | Madison, Ga./Birmingham-Southern |
| 37 | Nick Speros | WR | 5-10 | 165 | Jr. | Alpharetta, Ga./Mount Pisgah Christian School |
| 38 | Emerson Russell | RB | 5-6 | 160 | Fr. | Chelsea, Ala./Chelsea HS |
| 39 | Gavin Morris | LB | 6-1 | 215 | So. | Cumming, Ga./South Forsyth HS |
| 39 | Ryan Skinner | RB | 6-1 | 200 | Fr. | Cullman, Ala./The Citadel |
| 40 | Wade White | S | 6-1 | 200 | Sr. | Prattville, Ala./Prattville HS |
| 41 | Jake Haynes | LB | 6-2 | 225 | Fr. | Hartselle, Ala./Hartselle HS |
| 41 | Tate Taylor | TE | 6-0 | 228 | Jr. | Nashville, Tenn./Lipscomb Academy |
| 42 | Jordan Russell | DE | 6-0 | 225 | Sr. | Birmingham, Ala./Georgia State |
| 43 | Daniel Bethel | K | 6-1 | 195 | Jr. | Clinton, Tenn./Tennessee |
| 44 | Corey Warren | DT | 6-0 | 257 | So. | Hoover, Ala./Georgia State |
| 45 | Jaden Daniels | WR | 5-10 | 165 | Fr. | Vestavia Hills, Ala./Vestavia Hills HS |
| 45 | Thomas Neville | LB | 6-3 | 215 | Gr. | Loganville, Ga./Dunwoody HS |
| 46 | Trustin Northington | S | 6-1 | 190 | Jr. | Bay St. Louis, Miss./Ole Miss |
| 47 | Daniel Valdes | WR | 6-2 | 160 | Fr. | Franklin, Tenn./Franklin Christian Academy |
| 48 | Nour Tayara | WR | 6-0 | 190 | Jr. | Pass Christian, Miss./St. Olaf (MN) |
| 49 | Vance Nicklaus | TE | 6-5 | 240 | Jr. | Duluth, Ga./Florida State |
| 50 | Darrian King | OL | 6-3 | 295 | Sr. | Oak Grove, Miss./East Mississippi CC |
| 51 | Jacob Gettman | K | 6-0 | 160 | Fr. | Daytona Beach, Fla./Mainland HS |
| 52 | Wesley Graham | OL | 6-3 | 300 | Fr. | Smiths Station, Ala./Glenwood HS |
| 53 | Kaden McKeown | LS | 6-0 | 195 | Fr. | Mableton, Ga./Whitefield Academy |
| 54 | Luke Byrne | OL | 6-4 | 305 | Gr. | Forsyth, Ga./Mary Persons HS |
| 55 | Johnny Johnson | DL | 6-1 | 263 | Gr. | St. Amant, La./St. Amant HS |
| 56 | Aidan Barr | LS | 6-0 | 205 | So. | West Palm Beach, Fla./Cardinal Newman HS |
| 57 | Cooper Frazier | OL | 6-4 | 305 | Gr. | Corinth, Miss./Corinth HS |
| 58 | Chris Noble | OL | 6-4 | 287 | Gr. | Brewton, Ala./UAB |
| 59 | Will Thorley | P | 6-3 | 215 | So. | Torquay, Australia/Prokick Australia |

ALPHABETICAL ROSTER

| # | NAME | POS |
|----|----------------------|------|
| 61 | Alex Applefield | LS |
| 82 | Jaylon Barden | WR |
| 56 | Aidan Barr | LS |
| 14 | Jackson Beatty | WR |
| 80 | Wilson Beavertstock | K |
| 28 | Jonathan Bennett | RB |
| 43 | Daniel Bethel | K |
| 93 | Daniel Bettis | TE |
| 84 | Preston Bird | WR |
| 63 | Zach Bond | OL |
| 77 | Zach Brown | OL |
| 15 | Clay Burdeshaw | S |
| 54 | Luke Byrne | OL |
| 35 | Deuce Caldwell II | LB |
| 13 | Jamari Cannon | CB |
| 85 | Wesley Carlock | WR |
| 22 | Ken Cherry | RB |
| 7 | Jim Coleman | QB |
| 0 | David Coltrane | LB/S |
| 15 | Iaan Cousin | WR |
| 86 | Nick Crayton | WR |
| 2 | Quincy Crittendon | QB |
| 13 | Logan Cross | QB |
| 90 | Conroy Cunningham II | DE |
| 45 | Jaden Daniels | WR |
| 33 | Teddy Davenport | WR |
| 24 | Edwin Dearman | S |
| 88 | Joel Decoursey | TE |
| 71 | Carson Donovan | OL |
| 29 | C.J. Douglas | S |
| 74 | Iyler Douthit | OL |
| 99 | Iyler Durant | DL |
| 21 | Ethan Fisher | K |
| 57 | Cooper Frazier | OL |
| 34 | Mailk Gaither | LB |
| 27 | Gumbo Gaskins | CB |
| 51 | Jacob Gettman | K |
| 94 | Makhi Gilbert | DL |
| 21 | Carson Goold | WR |
| 52 | Wesley Graham | OL |
| 36 | Dayton Green | WR |
| 79 | Donovan Hawkins | OL |
| 41 | Jake Haynes | LB |
| 11 | William Hold | CB |
| 8 | Mack Howard | QB |
| 24 | Kobe Hughes | RB |
| 97 | Nick Jackson | DL |
| 12 | Brendan Jenkins | WR |
| 10 | Andrew Johnson | S |
| 70 | Brett Johnson | OL |
| 78 | Duncan Johnson | OL |
| 55 | Johnny Johnson | DL |
| 20 | Micah Kelly | RB |
| 50 | Darrian King | OL |
| 10 | Haden Klees | QB |
| 4 | Xavier Lanier | CB |
| 6 | Ben Levine | WR |
| 72 | Joshua Lovett | OL |
| 25 | Jadon Loving | WR |
| 3 | Caidan Maddux | CB |
| 5 | Noah Martin | LB |
| 18 | Stephen Martin | WR |
| 3 | E. Jai Mason | WR |
| 19 | Connor Masters | QB |
| 98 | Joshua Mathiasen | DL |
| 17 | James McGinn | QB |
| 53 | Kaden McKeown | LS |
| 31 | Maddox McKim | LB |
| 89 | Michael Mitchler | TE |
| 39 | Gavin Morris | LB |
| 33 | Jaden Mosley | LB |
| 6 | Jalen Nelson | S |
| 45 | Thomas Neville | LB |
| 49 | Vance Nicklaus | TE |
| 58 | Chris Noble | OL |
| 46 | Trustin Northington | S |
| 22 | Xavier Nurse | DE |
| 69 | J.P. Oliver | DL |
| 1 | Ryan Oliver | QB |
| 26 | Mitchell Owen | S |
| 26 | Colton Pace | WR |
| 27 | Connor Pace | RB |
| 17 | Seth Parker | CB |
| 73 | Justin Perritt | OL |
| 1 | Dontae Pollard | CB |
| 25 | William Pruitt | S |
| 91 | Jaylin Rainey | DL |



| | | | | | | |
|----|----------------------|----|------|-----|-----|---------------------------------------------|
| 61 | Alex Applefield | LS | 5-10 | 208 | Gr. | Dothan, Ala./Houston Academy |
| 63 | Zach Bond | OL | 6-3 | 290 | Sr. | McHenry, Miss./N.W. Mississippi CC |
| 64 | Noah Watts | OL | 6-1 | 295 | So. | Alabaster, Ala./Thompson HS |
| 69 | J.P. Oliver | DL | 6-0 | 260 | Jr. | Jackson, Tenn./Trinity Christian Academy |
| 70 | Brett Johnson | OL | 6-4 | 290 | Jr. | Maplesville, Ala./UAB |
| 71 | Carson Donovan | OL | 6-2 | 255 | Fr. | Calera, Ala./Evangel Christian |
| 72 | Joshua Lovett | OL | 6-0 | 255 | So. | Knoxville, Tenn./Birmingham-Southern |
| 73 | Justin Perritt | OL | 6-2 | 285 | Jr. | Covington, La./Northlake Christian School |
| 74 | Tyler Douthit | OL | 6-4 | 280 | Fr. | Woodstock, Ga./Woodstock HS |
| 75 | Charlie Rickell | OL | 6-4 | 252 | So. | Dunwoody, Ga./Birmingham-Southern |
| 76 | Michael Snow | OL | 6-5 | 240 | Fr. | Pell City, Ala./Pell City HS |
| 77 | Zach Brown | OL | 6-4 | 280 | Sr. | Loretto, Tenn./Loretto HS |
| 78 | Duncan Johnson | OL | 6-5 | 275 | Fr. | Augusta, Ga./Aquinas HS |
| 79 | Donovan Hawkins | OL | 6-1 | 310 | Sr. | Pinson, Ala./Pinson Valley HS |
| 80 | Wilson Beaverstock | K | 6-0 | 210 | Gr. | Mobile, Ala./UAB |
| 81 | Jamall Thompson | DL | 6-3 | 268 | Jr. | Sarasota, Fla./Sarasota HS |
| 82 | Jaylon Barden | WR | 5-11 | 180 | Gr. | Macon, Ga./Georgia Southern |
| 84 | Preston Bird | WR | 5-10 | 170 | Fr. | Bonaire, Ga./Veterans HS |
| 85 | Wesley Carlock | WR | 5-10 | 175 | Jr. | Jackson, Tenn./University School of Jackson |
| 86 | Nick Crayton | WR | 6-3 | 215 | Fr. | Decatur, Ala./Austin HS |
| 87 | Forrest Taylor | K | 5-8 | 165 | Jr. | Foley, Ala./Coffeyville CC |
| 88 | Joel Decoursey | TE | 6-4 | 230 | Gr. | Zionsville, Ind./Vanderbilt |
| 89 | Michael Mitchler | TE | 6-3 | 225 | Jr. | Roswell, Ga./Blessed Trinity HS |
| 90 | Conroy Cunningham II | DE | 6-3 | 235 | Gr. | Melbourne, Fla./Bethune-Cookman |
| 91 | Jaylin Rainey | DL | 6-2 | 275 | Gr. | Memphis, Tenn./Dartmouth |
| 93 | Daniel Bettis | TE | 6-1 | 250 | Gr. | Tuskegee, Ala./Booker T. Washington HS |
| 94 | Makhi Gilbert | DL | 6-3 | 290 | So. | Phenix City, Ala./Central HS |
| 95 | Maxton Woodward | DL | 6-2 | 336 | Jr. | Philadelphia, Miss./Holmes CC |
| 96 | Nazir Sy | DL | 6-3 | 300 | Gr. | Caton, Ga./Northwestern State |
| 97 | Nick Jackson | DL | 6-1 | 270 | Gr. | Orlando, Fla./Winter Park HS |
| 98 | Joshua Mathiasen | DL | 6-2 | 325 | Sr. | Elmhurst, Ill./Olivet Nazarene |
| 99 | Tyler Durant | DL | 6-3 | 270 | Fr. | Daphne, Ala./Daphne HS |

| | | |
|----|----------------------|----|
| 7 | D.J. Rias | WR |
| 75 | Charlie Rickell | OL |
| 12 | Christian Roberts | TE |
| 38 | Emerson Russell | RB |
| 42 | Jordan Russell | DE |
| 39 | Ryan Skinner | RB |
| 30 | Carson Sloan | LB |
| 16 | Kamron Smith | CB |
| 76 | Michael Snow | OL |
| 37 | Nick Speros | WR |
| 9 | Midnight Steward | S |
| 96 | Nazir Sy | DL |
| 48 | Nour Tayara | WR |
| 87 | Forrest Taylor | K |
| 41 | Tate Taylor | TE |
| 81 | Jamall Thompson | DL |
| 59 | Will Thorley | P |
| 9 | Thomas Vaccaro | QB |
| 47 | Daniel Valdes | WR |
| 11 | Rayf Vinson | WR |
| 44 | Corey Warren | DT |
| 8 | Luke Wattenbarger | S |
| 64 | Noah Watts | OL |
| 30 | Harrison Weathington | K |
| 23 | Lucker Weber | CB |
| 40 | Wade White | S |
| 32 | Samuel Willoughby | WR |
| 31 | Damonta Witherspoon | RB |
| 95 | Maxton Woodward | DL |
| 2 | Jalik Yancey | CB |
| 23 | Noah Young | WR |

THE 2024 SAMFORD UNIVERSITY BULLDOGS





BOBBY BOWDEN FIELD AT PETE HANNA STADIUM

Bobby Bowden Field at Pete Hanna Stadium has been home to the Samford football team since 1958, one year after the campus was moved from East Lake to its present site. The field was officially dedicated to Bobby Bowden during the team's game against ETSU in 2021. The stadium was renamed as Pete Hanna Stadium at halftime of the team's contest with Furman in 2023.

The stadium was originally named F. Page Seibert, for the late Daytona Beach, Fla., businessman who donated money for the completion of the stadium in 1961 with the addition of stands on the west side. Originally, the stadium had the current gatehouse and seating on the east side. The stadium was renamed in 2023 for Samford alum and donor Pete Hanna.

Over the years, the stadium has seen some memorable football, including the Bobby Bowden era (1959-62), a one-loss season in 1971 and the Terry Bowden era, which ended with a 14-game Bulldogs winning streak in the stadium.

The first game was played Friday, Sept. 26, 1958, with Samford losing to Sewanee, 21-0. Bobby Bowden brought Samford (then known as Howard College) its first win at Seibert on Oct. 3, 1959, as the Bulldogs defeated the Tennessee Tech "B" team, 34-0. The first win against varsity competition came two weeks later when the Bulldogs defeated Millsaps, 26-0.

Pete Hanna Stadium has undergone numerous improvements during the past few years. In 2019, a brand new state-of-the-art video board was installed in the north end zone of the stadium. Before the 2009 season, the Cooney Family Field House was opened in the South end zone of the stadium. The facility includes locker rooms, training rooms, meeting rooms and coaches offices for Samford's football program. A second-level terrace overlooks Seibert Stadium. An unfinished third level provides for future university expansion. The facility was renamed the Sullivan-Cooney Family Field House in 2014, honoring former head coach Pat Sullivan and his wife, Jean.


In fall 2005, the original grass surface was replaced with an LSR Blade Synthetic Surface. The surface was replaced in 2013 with a Hybrid Mono/XP by Warner Athletic Construction.

The four-level Bashinsky Press Tower was completed before the 1989 season. This Georgian-Colonial structure contains complete facilities for print and electronic media on the third level, reserved seating for 51 guests on the second level, and a concession stand and restroom facilities on the ground floor. A partially covered film deck is located atop the facility, and an elevator serves all levels. The press tower was completely renovated prior to the 2021 season.

When the press tower was originally built, more than 200 theatre-type reserved seats were added in front of the press tower, bringing the seating capacity to 6,700. The seats were replaced in 2021 at the same time the press tower was renovated.

PETE HANNA STADIUM TOP CROWDS

| DATE | OPPONENT | NOTE | W/L/T | SU | OPP | ATT |
|----------------|----------------------|------|-------|----|-----|--------|
| Oct. 29, 1994 | Alcorn State | HC | T | 45 | 45 | 11,189 |
| Sept. 23, 2023 | Chattanooga | | L | 24 | 47 | 10,870 |
| Nov. 8, 2003 | Jacksonville State | | L | 32 | 49 | 10,780 |
| Oct. 11, 2008 | #2 Appalachian State | | L | 24 | 35 | 10,670 |
| Aug. 30, 2007 | West Alabama | | W | 23 | 21 | 10,483 |
| Aug. 31, 2006 | Miles College | | W | 37 | 7 | 10,386 |
| Oct. 25, 2003 | Tennessee State | HC | L | 24 | 29 | 10,360 |
| Sept. 2, 1989 | Jacksonville State | | L | 9 | 19 | 10,136 |
| Oct. 13, 2012 | #13 App. State | HC | L | 25 | 28 | 9,712 |
| Aug. 29, 2002 | North Alabama | | W | 24 | 21 | 9,638 |
| Aug. 28, 2004 | West Alabama | | W | 34 | 20 | 9,542 |
| Sept. 25, 2010 | #1 Appalachian State | | L | 17 | 35 | 9,428 |
| Sept. 30, 2017 | #11 The Citadel | | W | 35 | 14 | 9,233 |
| Sept. 4, 2003 | West Alabama | | W | 44 | 28 | 9,228 |
| Sept. 19, 2015 | #10 Chattanooga | | L | 21 | 31 | 9,088 |
| Sept. 11, 2004 | Furman | | L | 10 | 45 | 9,053 |




RECORD VERSUS ALL OPPONENTS

| OPP. | GMS | W | L | T | PCT | SU PTS | OPP PTS | 1st GAME | LAST GAME |
|---------------------------|-----------|-----------|-----------|----------|--------------|------------|-------------|-------------|-------------|
| Abraham Baldwin | 1 | 1 | 0 | 0 | 1.000 | 31 | 0 | 1931 | 1931 |
| Acipco YMCA | 1 | 1 | 0 | 0 | 1.000 | 31 | 0 | 1917 | 1917 |
| Alabama | 21 | 0 | 20 | 1 | 0.024 | 34 | 669 | 1906 | 1944 |
| Alabama A&M | 1 | 1 | 0 | 0 | 1.000 | 55 | 21 | 2019 | 2019 |
| Ala. Informals | 1 | 1 | 0 | 0 | 1.000 | 42 | 6 | 1943 | 1943 |
| Ala. Presbyterian | 5 | 5 | 0 | 0 | 1.000 | 91 | 6 | 1906 | 1916 |
| Alabama State | 3 | 1 | 1 | 1 | 0.500 | 64 | 62 | 1990 | 2024 |
| UAB | 1 | 1 | 0 | 0 | 1.000 | 49 | 3 | 1992 | 1992 |
| Albertville Aggies | 3 | 2 | 1 | 0 | 0.667 | 34 | 16 | 1912 | 1914 |
| Alcorn State | 6 | 4 | 1 | 1 | 0.750 | 141 | 125 | 1994 | 2002 |
| Anderson (Ind.) | 2 | 2 | 0 | 0 | 1.000 | 94 | 23 | 1986 | 1987 |
| Appalachian State | 8 | 2 | 6 | 0 | 0.250 | 202 | 247 | 1969 | 2013 |
| Arkansas | 1 | 0 | 1 | 0 | 0.000 | 21 | 31 | 2013 | 2013 |
| Ark.-Monticello | 6 | 3 | 3 | 0 | 0.500 | 136 | 135 | 1967 | 1995 |
| Athens State | 2 | 1 | 1 | 0 | 0.500 | 19 | 20 | 1948 | 1949 |
| Auburn | 30 | 0 | 29 | 1 | 0.016 | 93 | 992 | 1903 | 2023 |
| Austin Peay | 9 | 8 | 1 | 0 | 0.888 | 286 | 145 | 1990 | 2007 |
| Baylor | 2 | 0 | 2 | 0 | 0.000 | 26 | 98 | 2002 | 2005 |
| Bethel (Tenn.) | 2 | 2 | 0 | 0 | 1.000 | 81 | 13 | 1952 | 1994 |
| Bethune-Cookman | 2 | 2 | 0 | 0 | 1.000 | 69 | 23 | 1992 | 1993 |
| Birmingham HS | 1 | 0 | 1 | 0 | 0.000 | 0 | 11 | 1903 | 1903 |
| Birmingham-So. | 32 | 16 | 10 | 6 | 0.594 | 431 | 250 | 1906 | 1939 |
| Blountsville Aggies | 5 | 5 | 0 | 0 | 1.000 | 142 | 3 | 1910 | 1917 |
| Bowdon (Ga.) College | 1 | 1 | 0 | 0 | 1.000 | 22 | 7 | 1931 | 1931 |
| Carson-Newman | 17 | 6 | 11 | 0 | 0.353 | 217 | 317 | 1943 | 1972 |
| Catawba (N.C.) | 1 | 1 | 0 | 0 | 1.000 | 31 | 15 | 1990 | 1990 |
| Central Arkansas | 2 | 2 | 0 | 0 | 1.000 | 80 | 45 | 2015 | 2016 |
| Central Florida | 11 | 3 | 8 | 0 | 0.273 | 174 | 399 | 1985 | 2009 |
| Centre (Ky.) | 1 | 0 | 1 | 0 | 0.000 | 0 | 120 | 1920 | 1920 |
| Charleston So. | 2 | 2 | 0 | 0 | 1.000 | 67 | 42 | 2000 | 2001 |
| Chattanooga | 48 | 11 | 34 | 3 | 0.260 | 644 | 1055 | 1906 | 2023 |
| Citadel, The | 17 | 10 | 7 | 0 | 0.588 | 522 | 375 | 1989 | 2023 |
| Clark-Atlanta | 1 | 1 | 0 | 0 | 1.000 | 43 | 0 | 2015 | 2015 |
| Clemson | 3 | 0 | 3 | 0 | 0.000 | 0 | 97 | 1910 | 1912 |
| Concord (W.Va.) | 1 | 1 | 0 | 0 | 1.000 | 49 | 14 | 1990 | 1990 |
| Concordia (Ala.) | 1 | 1 | 0 | 0 | 1.000 | 55 | 0 | 2014 | 2014 |
| Craig Field | 1 | 1 | 0 | 0 | 1.000 | 14 | 7 | 1948 | 1948 |
| Cumberland (Ky.) | 1 | 1 | 0 | 0 | 1.000 | 28 | 23 | 1987 | 1987 |
| Cumberland (Tenn.) | 1 | 1 | 0 | 0 | 1.000 | 41 | 0 | 1929 | 1929 |
| Dayton | 2 | 0 | 2 | 0 | 0.000 | 19 | 105 | 1985 | 1986 |
| Delaware | 1 | 0 | 1 | 0 | 0.000 | 21 | 56 | 1992 | 1992 |
| Delta State | 11 | 7 | 4 | 0 | 0.636 | 192 | 173 | 1953 | 1971 |
| Disque HS | 1 | 0 | 1 | 0 | 0.000 | 0 | 14 | 1910 | 1910 |
| Duquesne (Pa.) | 2 | 1 | 1 | 0 | 0.500 | 22 | 20 | 1930 | 1931 |
| East Carolina | 2 | 0 | 2 | 0 | 0.000 | 30 | 66 | 1964 | 1965 |
| E. Tennessee State | 12 | 8 | 4 | 0 | 0.666 | 394 | 291 | 1989 | 2024 |
| Eastern Kentucky | 9 | 1 | 8 | 0 | 0.111 | 173 | 278 | 1992 | 2007 |
| Eastern Illinois | 5 | 1 | 4 | 0 | 0.200 | 75 | 142 | 2003 | 2007 |
| Edward Waters | 1 | 1 | 0 | 0 | 1.000 | 60 | 7 | 2005 | 2005 |
| Elon (N.C.) | 12 | 5 | 7 | 0 | 0.417 | 296 | 356 | 1973 | 2013 |
| Emory & Henry | 5 | 1 | 4 | 0 | 0.200 | 130 | 174 | 1937 | 1988 |
| All-Collegians | 1 | 1 | 0 | 0 | 1.000 | 22 | 0 | 1906 | 1906 |
| Faulkner | 1 | 1 | 0 | 0 | 1.000 | 62 | 0 | 2008 | 2008 |
| Fayetteville State | 1 | 1 | 0 | 0 | 1.000 | 37 | 10 | 1990 | 1990 |
| Ferrum | 1 | 1 | 0 | 0 | 1.000 | 63 | 42 | 1987 | 1987 |
| Florida | 4 | 0 | 4 | 0 | 0.000 | 59 | 206 | 1921 | 2024 |
| Florida A&M | 2 | 2 | 0 | 0 | 1.000 | 85 | 41 | 2013 | 2015 |
| Florida Southern | 1 | 1 | 0 | 0 | 1.000 | 6 | 0 | 1931 | 1931 |
| Florida State | 3 | 0 | 3 | 0 | 0.000 | 38 | 115 | 1950 | 2018 |
| Furman | 26 | 12 | 14 | 0 | 0.462 | 637 | 687 | 1961 | 2023 |
| Gardner-Webb | 8 | 6 | 2 | 0 | 0.750 | 237 | 173 | 1970 | 2012 |
| Georgetown (Ky.) | 5 | 5 | 0 | 0 | 1.000 | 199 | 26 | 1909 | 1968 |
| Georgia | 3 | 0 | 3 | 0 | 0.000 | 14 | 114 | 1943 | 2022 |
| Georgia Southern | 9 | 4 | 5 | 0 | 0.444 | 207 | 272 | 1988 | 2013 |
| Georgia State | 1 | 1 | 0 | 0 | 1.000 | 31 | 21 | 2013 | 2013 |
| Ga. Southwestern | 3 | 1 | 2 | 0 | 0.333 | 47 | 104 | 1984 | 1987 |
| Georgia Tech | 8 | 0 | 8 | 0 | 0.000 | 27 | 302 | 1903 | 2007 |
| Glenville State | 1 | 1 | 0 | 0 | 1.000 | 20 | 14 | 1993 | 1993 |
| Gordon (Ga.) Coll. | 2 | 1 | 1 | 0 | 0.500 | 52 | 31 | 1907 | 1959 |
| Guilford College | 3 | 3 | 0 | 0 | 1.000 | 81 | 30 | 1966 | 1973 |
| Hamilton Aggies | 4 | 3 | 0 | 1 | 0.875 | 105 | 7 | 1914 | 1919 |
| Hampden-Sydney | 4 | 1 | 3 | 0 | 0.250 | 84 | 100 | 1984 | 1987 |
| Harding | 2 | 2 | 0 | 0 | 1.000 | 69 | 22 | 1973 | 1991 |
| Havana (Cuba.) | 1 | 1 | 0 | 0 | 1.000 | 20 | 6 | 1927 | 1927 |
| Henderson (Ark.) State | 1 | 1 | 0 | 0 | 1.000 | 27 | 21 | 1972 | 1972 |
| Jacksonville | 1 | 1 | 0 | 0 | 1.000 | 27 | 0 | 2009 | 2009 |
| Jacksonville State | 46 | 21 | 23 | 2 | 0.478 | 800 | 903 | 1905 | 2013 |
| Jacksonville State B | 2 | 2 | 0 | 0 | 1.000 | 35 | 25 | 1948 | 1948 |
| James Madison | 1 | 1 | 0 | 0 | 1.000 | 24 | 21 | 1991 | 1991 |
| Kennesaw State | 4 | 2 | 2 | 0 | 0.500 | 82 | 92 | 2017 | 2022 |
| Kentucky | 0 | 0 | 1 | 0 | 0.000 | 3 | 34 | 2012 | 2012 |
| Knoxville College | 1 | 1 | 0 | 0 | 1.000 | 28 | 13 | 1996 | 1996 |
| Liberly | 4 | 2 | 2 | 0 | 0.500 | 76 | 108 | 1990 | 2000 |
| Livingston B's | 2 | 0 | 2 | 0 | 0.000 | 6 | 42 | 1948 | 1948 |
| Loras (Iowa) | 1 | 1 | 0 | 0 | 1.000 | 23 | 7 | 1985 | 1985 |
| Louisiana College | 6 | 5 | 1 | 0 | 0.833 | 123 | 40 | 1962 | 1968 |

RECORD VERSUS ALL OPPONENTS

| OPP. | GMS | W | L | T | PCT | PTS | PTS | GAME | GAME |
|-------------------------------|-------------|------------|------------|-----------|--------------|---------------|---------------|-------------|-------------|
| Louisiana-Monroe | 2 | 2 | 0 | 0 | 1.000 | 33 | 24 | 1963 | 1964 |
| Louisiana Tech | 2 | 1 | 1 | 0 | 0.500 | 59 | 38 | 1928 | 1945 |
| Louisville | 1 | 0 | 1 | 0 | 0.000 | 3 | 45 | 2015 | 2015 |
| Loyola-N. Orleans | 5 | 2 | 2 | 1 | 0.500 | 42 | 37 | 1927 | 1936 |
| LSU | 1 | 0 | 1 | 0 | 0.000 | 0 | 57 | 1907 | 1907 |
| Marion Institute | 23 | 16 | 6 | 1 | 0.717 | 480 | 287 | 1902 | 1949 |
| Mars Hill | 3 | 3 | 0 | 0 | 1.000 | 122 | 47 | 1973 | 2016 |
| Maryville (Tenn.) | 10 | 6 | 3 | 1 | 0.650 | 212 | 120 | 1930 | 1987 |
| McNeese State | 4 | 0 | 4 | 0 | 0.000 | 34 | 105 | 1962 | 1989 |
| Memphis Navy | 6 | 2 | 4 | 0 | 0.333 | 105 | 61 | 1954 | 1961 |
| Mercer | 31 | 16 | 14 | 1 | 0.532 | 562 | 554 | 1907 | 2024 |
| National University of Mexico | 4 | 2 | 2 | 0 | 0.500 | 85 | 68 | 1954 | 1963 |
| Miami (Fla.) | 5 | 3 | 2 | 0 | 0.600 | 83 | 26 | 1927 | 1941 |
| Miles College | 3 | 3 | 0 | 0 | 1.000 | 102 | 25 | 1988 | 2009 |
| Millsaps | 32 | 14 | 16 | 2 | 0.469 | 574 | 400 | 1920 | 1987 |
| Mississippi | 3 | 1 | 2 | 0 | 0.333 | 23 | 66 | 1932 | 2008 |
| Miss. College | 40 | 14 | 22 | 4 | 0.400 | 569 | 539 | 1912 | 1994 |
| Mississippi State | 19 | 1 | 17 | 1 | 0.079 | 72 | 655 | 1902 | 2016 |
| Morehead State | 4 | 3 | 1 | 0 | 0.750 | 123 | 88 | 1988 | 1991 |
| Morgan School | 2 | 1 | 0 | 1 | 0.750 | 13 | 0 | 1919 | 1920 |
| Morgan State | 3 | 3 | 0 | 0 | 1.000 | 88 | 70 | 1994 | 1998 |
| Morris Brown | 1 | 1 | 0 | 0 | 1.000 | 20 | 7 | 2002 | 2002 |
| Murray State | 11 | 6 | 5 | 0 | 0.545 | 212 | 233 | 1935 | 2006 |
| New Hampshire | 1 | 1 | 0 | 0 | 1.000 | 29 | 13 | 1991 | 1991 |
| Newberry College | 5 | 3 | 1 | 1 | 0.700 | 129 | 105 | 1970 | 2010 |
| Nicholls State | 12 | 5 | 7 | 0 | 0.417 | 220 | 258 | 1988 | 2002 |
| North Alabama | 13 | 5 | 6 | 2 | 0.462 | 210 | 259 | 1913 | 2002 |
| North Dakota | 1 | 0 | 1 | 0 | 0.000 | 7 | 39 | 1932 | 1932 |
| North Dakota State | 1 | 0 | 1 | 0 | 0.000 | 9 | 27 | 2022 | 2022 |
| North Texas | 1 | 0 | 1 | 0 | 0.000 | 6 | 41 | 2000 | 2000 |
| N.W. State (La.) | 1 | 1 | 0 | 0 | 1.000 | 19 | 7 | 2010 | 2010 |
| Oglethorpe | 5 | 2 | 2 | 1 | 0.500 | 50 | 45 | 1924 | 1934 |
| Ohio Wesleyan | 1 | 1 | 0 | 0 | 1.000 | 20 | 10 | 1971 | 1971 |
| Pensacola Navy | 3 | 1 | 1 | 1 | 0.500 | 39 | 42 | 1964 | 1970 |
| Presbyterian (S.C.) | 3 | 3 | 0 | 0 | 1.000 | 89 | 43 | 1933 | 2007 |
| Rhodes | 24 | 16 | 6 | 2 | 0.708 | 353 | 233 | 1906 | 1986 |
| Rollins | 2 | 1 | 1 | 0 | 0.500 | 7 | 28 | 1925 | 1941 |
| Salem (W.Va.) | 1 | 0 | 1 | 0 | 0.000 | 9 | 82 | 1984 | 1984 |
| San Diego State | 1 | 0 | 1 | 0 | 0.000 | 17 | 37 | 2003 | 2003 |
| Sewanee | 17 | 8 | 7 | 2 | 0.529 | 276 | 237 | 1917 | 1986 |
| Shorter | 2 | 2 | 0 | 0 | 1.000 | 135 | 23 | 2018 | 2023 |
| S.E. Missouri | 8 | 5 | 3 | 0 | 0.625 | 279 | 225 | 1991 | 2007 |
| S.E. Louisiana | 4 | 2 | 2 | 0 | 0.500 | 95 | 89 | 1963 | 2022 |
| So. Mississippi | 1 | 0 | 1 | 0 | 0.000 | 16 | 59 | 1994 | 1994 |
| Southern Univ. | 4 | 2 | 1 | 1 | 0.625 | 34 | 5 | 1910 | 1916 |
| S.W. Missouri State | 1 | 0 | 1 | 0 | 0.000 | 14 | 42 | 1993 | 1993 |
| S.W. Louisiana | 2 | 0 | 2 | 0 | 0.000 | 3 | 13 | 1965 | 1966 |
| Spring Hill | 20 | 10 | 8 | 2 | 0.550 | 290 | 158 | 1914 | 1941 |
| Stephen F. Austin | 2 | 0 | 2 | 0 | 0.000 | 24 | 74 | 1995 | 1996 |
| Stetson | 3 | 3 | 0 | 0 | 1.000 | 54 | 19 | 1928 | 1935 |
| Stillman | 2 | 2 | 0 | 0 | 1.000 | 100 | 6 | 2011 | 2014 |
| Tampa | 2 | 1 | 0 | 1 | 0.750 | 22 | 19 | 1933 | 1941 |
| Tennessee | 2 | 0 | 2 | 0 | 0.000 | 6 | 45 | 1910 | 1941 |
| Tennessee-Martin | 21 | 16 | 4 | 1 | 0.785 | 575 | 370 | 1958 | 2023 |
| Tennessee State | 5 | 2 | 3 | 0 | 0.400 | 132 | 143 | 2003 | 2007 |
| Tennessee Tech | 25 | 14 | 11 | 0 | 0.560 | 625 | 619 | 1934 | 2022 |
| Tenn. Tech B's | 2 | 1 | 1 | 0 | 0.500 | 52 | 22 | 1958 | 1959 |
| Tenn. Wesleyan | 3 | 1 | 2 | 0 | 0.333 | 85 | 57 | 1956 | 1987 |
| Texas Christian | 1 | 0 | 1 | 0 | 0.000 | 14 | 48 | 2014 | 2014 |
| Troy State | 23 | 9 | 14 | 0 | 0.391 | 553 | 577 | 1935 | 1998 |
| Troy State B's | 1 | 1 | 0 | 0 | 1.000 | 13 | 6 | 1948 | 1948 |
| Tulane | 5 | 0 | 4 | 1 | 0.100 | 3 | 90 | 1906 | 1915 |
| Union (Tenn.) | 7 | 5 | 1 | 1 | 0.786 | 201 | 32 | 1922 | 1952 |
| University HS | 2 | 2 | 0 | 0 | 1.000 | 16 | 0 | 1902 | 1903 |
| Vanderbilt | 2 | 0 | 2 | 0 | 0.000 | 0 | 96 | 1917 | 1923 |
| VMI | 12 | 9 | 3 | 0 | .750 | 533 | 275 | 2001 | 2024 |
| Washington & Lee | 1 | 0 | 1 | 0 | 0.000 | 28 | 49 | 1984 | 1984 |
| West Alabama | 18 | 11 | 6 | 1 | 0.638 | 464 | 351 | 1956 | 2017 |
| West Georgia | 6 | 3 | 3 | 0 | 0.500 | 142 | 134 | 1984 | 2024 |
| Western Carolina | 21 | 17 | 4 | 0 | 0.809 | 697 | 448 | 1969 | 2023 |
| Western Kentucky | 7 | 3 | 3 | 1 | 0.500 | 53 | 52 | 1934 | 1950 |
| Wetumpka Aggies | 1 | 0 | 0 | 1 | 0.500 | 6 | 6 | 1905 | 1905 |
| William & Mary | 1 | 1 | 0 | 0 | 1.000 | 35 | 13 | 1991 | 1991 |
| Wingate | 2 | 1 | 1 | 0 | 0.500 | 75 | 81 | 1986 | 1987 |
| Wofford | 21 | 16 | 5 | 0 | 0.762 | 519 | 451 | 1949 | 2023 |
| Youngstown State | 5 | 0 | 5 | 0 | 0.000 | 82 | 154 | 1991 | 2019 |
| Totals | 1034 | 497 | 490 | 47 | 0.503 | 19,798 | 20,453 | | |





SAMFORD (0-1)

WEST GEORGIA (1-0)

29

38


SATURDAY, AUG. 31, 2024 - UNIVERSITY STADIUM - CARROLLTON, GA.
ATTENDANCE: 4,329 | TV: ESPN+

| SCORE BY QUARTERS | 1 | 2 | 3 | 4 | FINAL |
|-------------------|----|----|----|----|-------|
| Samford | 7 | 7 | 15 | 0 | 29 |
| West Georgia | 14 | 12 | 0 | 12 | 38 |

SCORING SUMMARY

| | | |
|-----|-------|----------------------------------------------------------------------------------------------------------------|
| 1st | 13:49 | UWG - Belcher,Chase 3 yd run (Gagnon,Chance kick), 3 plays, 75 yards, TOP 01:11 |
| | 11:04 | SAM - Crittendon,Quincy 1 yd run (Taylor,Forrest kick), 8 plays, 70 yards, TOP 02:38 |
| | 04:41 | UWG - Dickerson,Bryson 29 yd pass from Wydner,Davin (Gagnon,Chance kick) 13 plays, 75 yards, TOP 06:23 |
| 2nd | 13:08 | UWG - Gagnon,Chance 49 yd field goal 9 plays, 29 yards, TOP 04:25 |
| | 08:43 | SAM - Witherspoon,Damonta 3 yd pass from Crittendon,Quincy (Taylor,Forrest kick) 10 plays, 70 yards, TOP 04:18 |
| | 02:18 | UWG - Gagnon,Chance 28 yd field goal 15 plays, 66 yards, TOP 06:19 |
| | 00:00 | UWG - Gary,Dylan 44 yd pass from Wydner,Davin () 5 plays, 70 yards, TOP 00:49 |
| 3rd | 08:41 | SAM - Crittendon,Quincy 3 yd run (Taylor,Forrest kick), 19 plays, 71 yards, TOP 06:14 |
| | 05:54 | SAM - Jenkins,Brendan 68 yd pass from Crittendon,Quincy (Mason,E. Jai rush) 1 plays, 68 yards, TOP 00:13 |
| 4th | 13:40 | UWG - Belcher,Chase 4 yd run (), 7 plays, 30 yards, TOP 02:26 |
| | 08:18 | UWG - Wydner,Davin 21 yd run (), 8 plays, 87 yards, TOP 03:45 |

| STATISTICS | SAM | UWG |
|----------------------------|---------|---------|
| FIRST DOWNS | 25 | 24 |
| RUSHES-YARDS (NET) | 37-163 | 45-185 |
| PASSING YDS (NET) | 302 | 271 |
| Passes Att-Comp-Int | 24-42-1 | 24-35-0 |
| TOTAL OFFENSE PLAYS-YARDS | 79-465 | 80-456 |
| Fumble Returns-Yards | 0-0 | 0-0 |
| Punt Returns-Yards | 1-1 | 1-21 |
| Kickoff Returns-Yards | 1-180 | 3-65 |
| Interception Returns-Yards | 0-0 | 1-30 |
| Punts (Number-Avg) | 4-38 | 5-41.4 |
| Fumbles-Lost | 3-1 | 0-0 |
| Penalties-Yards | 3-35 | 6-46 |
| Possession Time | 25:01 | 34:59 |
| Third-Down Conversions | 6 of 15 | 8 of 16 |
| Fourth-Down Conversions | 4 of 4 | 1 of 1 |
| Red-Zone Scores-Chances | 3-4 | 3-3 |
| Sacks By: Number-Yards | 2-22 | 11 |



SAMFORD (0-2)

FLORIDA (1-1)

7

45

SATURDAY, SEPT. 7, 2024 - BEN HILL GRIFFIN STADIUM - GAINESVILLE, FLA.
ATTENDANCE: 89,295 | TV: ESPN+/SEC NETWORK+

| SCORE BY QUARTERS | 1 | 2 | 3 | 4 | FINAL |
|-------------------|---|---|----|----|-------|
| Samford | 0 | 0 | 7 | 0 | 7 |
| Florida | 7 | 7 | 14 | 17 | 45 |

SCORING SUMMARY

| | | |
|-----|-------|---------------------------------------------------------------------------------------------|
| 1st | 02:53 | UFL - Johnson Jr.,Montrell 1 yd run (Smack,Trey kick), 4 plays, 86 yards, TOP 01:55 |
| 2nd | 07:02 | UFL - Johnson Jr.,Montrell 7 yd run (Smack,Trey kick), 5 plays, 70 yards, TOP 02:18 |
| 3rd | 13:38 | UFL - Hawkins,Tank 36 yd pass from Lagway,DJ (Smack,Trey kick) 4 plays, 69 yards, TOP 01:07 |
| | 07:40 | SAM - Witherspoon,Damonta 1 yd run (Taylor,Forrest kick), 12 plays, 75 yards, TOP 05:58 |
| | 05:52 | UFL - Mizell,Aidan 41 yd pass from Lagway,DJ (Smack,Trey kick) 4 plays, 75 yards, TOP 01:48 |
| 4th | 13:18 | UFL - Smack,Trey 25 yd field goal 15 plays, 56 yards, TOP 06:37 |
| | 09:55 | UFL - Lagway,DJ 85 yd pass from Lagway,DJ (Smack,Trey kick) 1 plays, 85 yards, TOP 00:13 |
| | 00:48 | UFL - Warner,Aidan 9 yd run (Smack,Trey kick), 6 plays, 29 yards, TOP 02:09 |

| STATISTICS | SAM | UFL |
|----------------------------|---------|---------|
| FIRST DOWNS | 15 | 22 |
| RUSHES-YARDS (NET) | 35-61 | 34-166 |
| PASSING YDS (NET) | 205 | 466 |
| Passes Att-Comp-Int | 22-33-0 | 19-28-0 |
| TOTAL OFFENSE PLAYS-YARDS | 68-205 | 62-632 |
| Fumble Returns-Yards | 0-0 | 0-0 |
| Punt Returns-Yards | 1-5 | 3-37 |
| Kickoff Returns-Yards | 1-18 | 1-31 |
| Interception Returns-Yards | 0-0 | 0-0 |
| Punts (Number-Avg) | 9-40.3 | 2-49.5 |
| Fumbles-Lost | 4-1 | 1-1 |
| Penalties-Yards | 3-30 | 7-77 |
| Possession Time | 33:30 | 26:30 |
| Third-Down Conversions | 6 of 15 | 5 of 11 |
| Fourth-Down Conversions | 0 of 0 | 1 of 3 |
| Red-Zone Scores-Chances | 1-1 | 4-6 |
| Sacks By: Number-Yards | 0-0 | 4-27 |





ALABAMA STATE (1-2)

SAMFORD (1-2)

7

12

SATURDAY, SEPT. 14, 2024 - PETE HANNA STADIUM - BIRMINGHAM, ALA.
ATTENDANCE: 6,045 | TV: ESPN+

| SCORE BY QUARTERS | 1 | 2 | 3 | 4 | FINAL |
|-------------------|---|---|---|---|-------|
| Alabama State | 7 | 0 | 0 | 0 | 7 |
| Samford | 0 | 6 | 6 | 0 | 12 |

SCORING SUMMARY

| | | |
|-----|-------|-----------------------------------------------------------------------------------------|
| 1st | 07:58 | ASU - Harris II, Marcus 14 yd run (Gilliam, Brandon kick), 4 plays, 61 yards, TOP 01:30 |
| 2nd | 05:46 | SAM - Cousin, Jaan 5 yd pass from Crittendon, Quincy () 7 plays, 77 yards, TOP 03:15 |
| 3rd | 07:01 | SAM - Witherspoon, Damonta 1 yd run (), 13 plays, 54 yards, TOP 06:33 |

| STATISTICS | ASU | SAM |
|----------------------------|---------|---------|
| FIRST DOWNS | 10 | 16 |
| RUSHES-YARDS (NET) | 34-103 | 47-120 |
| PASSING YDS (NET) | 106 | 185 |
| Passes Att-Comp-Int | 9-23-0 | 19-25-1 |
| TOTAL OFFENSE PLAYS-YARDS | 57-209 | 72-305 |
| Fumble Returns-Yards | 0-0 | 0-0 |
| Punt Returns-Yards | 0-0 | 5-38 |
| Kickoff Returns-Yards | 3-50 | 1-18 |
| Interception Returns-Yards | 1-19 | 0-0 |
| Punts (Number-Avg) | 10-35.1 | 7-37.2 |
| Fumbles-Lost | 0-0 | 4-0 |
| Penalties-Yards | 6-37 | 3-26 |
| Possession Time | 25:01 | 34:59 |
| Third-Down Conversions | 5 of 16 | 5 of 17 |
| Fourth-Down Conversions | 0 of 0 | 0 of 0 |
| Red-Zone Scores-Chances | 1-1 | 2-5 |
| Sacks By: Number-Yards | 1-12 | 2-19 |



VMI (0-5, 0-1 SoCon)

SAMFORD (2-2, 1-0 SoCon)

3

27

SATURDAY, OCT. 5, 2024 - PETE HANNA STADIUM - BIRMINGHAM, ALA.
ATTENDANCE: 3,617 | TV: ESPN+

| SCORE BY QUARTERS | 1 | 2 | 3 | 4 | FINAL |
|-------------------|---|----|---|---|-------|
| VMI | 3 | 0 | 0 | 0 | 3 |
| Samford | 7 | 10 | 7 | 3 | 27 |

SCORING SUMMARY

| | | |
|-----|-------|---------------------------------------------------------------------------------------------------------------|
| 1st | 06:30 | VMI - Beck, Caden 33 yd field goal 16 plays, 60 yards, TOP 08:23 |
| 1st | 03:28 | SAM - Mason, E. Jai 5 yd pass from Crittendon, Quincy (Taylor, Forrest kick) 9 plays, 71 yards, TOP 02:57 |
| 2nd | 14:54 | SAM - Jenkins, Brendan 18 yd pass from Crittendon, Quincy (Taylor, Forrest kick) 7 plays, 70 yards, TOP 02:04 |
| 2nd | 06:40 | SAM - Taylor, Forrest 31 yd field goal 4 plays, 7 yards, TOP 01:26 |
| 3rd | 04:36 | SAM - Mason, E. Jai 8 yd pass from Crittendon, Quincy (Taylor, Forrest kick) 2 plays, 6 yards, TOP 00:48 |
| 4th | 05:16 | SAM - Taylor, Forrest 29 yd field goal 10 plays, 47 yards, TOP 06:31 |

| STATISTICS | VMI | SAM |
|----------------------------|---------|---------|
| FIRST DOWNS | 10 | 17 |
| RUSHES-YARDS (NET) | 32-44 | 27-116 |
| PASSING YDS (NET) | 87 | 196 |
| Passes Att-Comp-Int | 14-28-1 | 26-30-0 |
| TOTAL OFFENSE PLAYS-YARDS | 60-131 | 57-312 |
| Fumble Returns-Yards | 0-0 | 0-0 |
| Punt Returns-Yards | 1-2 | 2-16 |
| Kickoff Returns-Yards | 5-95 | 2-42 |
| Interception Returns-Yards | 0-0 | 1-45 |
| Punts (Number-Avg) | 9-39.0 | 4-38.0 |
| Fumbles-Lost | 1-0 | 0-0 |
| Penalties-Yards | 5-40 | 2-15 |
| Possession Time | 30:28 | 29:32 |
| Third-Down Conversions | 4 of 18 | 4 of 11 |
| Fourth-Down Conversions | 2 of 2 | 0 of 0 |
| Red-Zone Scores-Chances | 1-1 | 5-6 |
| Sacks By: Number-Yards | 1-7 | 3-32 |





SAMFORD
ETSU

(2-3, 1-1 SoCon)
(4-3, 2-1 SoCon)

28

31

SATURDAY, OCT. 12, 2024 - WILLIAM B. GREENE JR. STADIUM - JOHNSON CITY, TENN.
ATTENDANCE: 8,013 | TV: ESPN+

| SCORE BY QUARTERS | 1 | 2 | 3 | 4 | FINAL |
|-------------------|----|---|---|----|-------|
| Samford | 14 | 7 | 7 | 0 | 28 |
| ETSU | 7 | 7 | 7 | 10 | 31 |

SCORING SUMMARY

| | | |
|-----|-------|-----------------------------------------------------------------------------------------------------------|
| 1st | 10:11 | SAM - Vinson,Ray 89 yd pass from Crittendon,Quincy (Taylor,Forrest kick) 3 plays, 95 yards, TOP 00:51 |
| 1st | 03:17 | ETS - Meggett,Hakeem 31 yd pass from King,Jaylen (Johnson,Ewan kick) 6 plays, 52 yards, TOP 02:22 |
| 1st | 01:32 | SAM - Mason,E Jai 41 yd pass from Crittendon,Quincy (Taylor,Forrest kick) 5 plays, 70 yards, TOP 01:39 |
| 2nd | 12:55 | SAM - Carlock,Wesley 23 yd pass from Crittendon,Quincy (Taylor,Forrest kick) 7 plays, 61 yards, TOP 02:38 |
| 2nd | 02:18 | ETS - Johnson,AJ 15 yd pass from King,Jaylen (Johnson,Ewan kick) 3 plays, 60 yards, TOP 00:43 |
| 3rd | 10:35 | SAM - Mason,E Jai 7 yd pass from Crittendon,Quincy (Taylor,Forrest kick) 3 plays, 32 yards, TOP 00:58 |
| 3rd | 06:54 | ETS - Johnson,AJ 75 yd pass from King,Jaylen (Johnson,Ewan kick) 2 plays, 92 yards, TOP 00:36 |
| 4th | 14:13 | ETS - Johnson,Ewan 23 yd field goal 13 plays, 47 yards, TOP 06:21 |
| 4th | 01:46 | ETS - English,Gino 1 yd run (Johnson,Ewan kick), 5 plays, 33 yards, TOP 02:10 |

| STATISTICS | SAM | ETSU |
|----------------------------|---------|---------|
| FIRST DOWNS | 14 | 21 |
| RUSHES-YARDS (NET) | 28-13 | 50-151 |
| PASSING YDS (NET) | 306 | 304 |
| Passes Att-Comp-Int | 27-37-0 | 16-29-3 |
| TOTAL OFFENSE PLAYS-YARDS | 65-319 | 79-455 |
| Fumble Returns-Yards | 0-0 | 0-0 |
| Punt Returns-Yards | 1-11 | 4-44 |
| Kickoff Returns-Yards | 4-78 | 1-15 |
| Interception Returns-Yards | 3-0 | 0-0 |
| Punts (Number-Avg) | 10-37.4 | 4-42.8 |
| Fumbles-Lost | 1-0 | 1-1 |
| Penalties-Yards | 6-49 | 8-85 |
| Possession Time | 26:21 | 33:39 |
| Third-Down Conversions | 2-of-14 | 4-of-17 |
| Fourth-Down Conversions | 0-of-1 | 2-of-4 |
| Red-Zone Scores-Chances | 2-3 | 3-5 |
| Sacks By: Number-Yards | 3-13 | 7-50 |



#7 MERCER
SAMFORD

(6-1, 3-1 SoCon)
(3-3, 2-1 SoCon)

35

55

SATURDAY, OCT. 19, 2024 - PETE HANNA STADIUM - BIRMINGHAM, ALA.
ATTENDANCE: 4,215 | TV: ESPN+

| SCORE BY QUARTERS | 1 | 2 | 3 | 4 | FINAL |
|-------------------|----|----|----|----|-------|
| #7 Mercer | 7 | 0 | 21 | 7 | 35 |
| Samford | 28 | 14 | 0 | 13 | 55 |

SCORING SUMMARY

| | | |
|-----|-------|------------------------------------------------------------------------------------------------------------|
| 1st | 12:15 | SAM - Rias,DJ 15 yd pass from Crittendon,Quincy (Beaverstock,Wilson kick) 5 plays, 30 yards, TOP 01:22 |
| 1st | 11:32 | SAM - Rias,DJ 15 yd pass from Crittendon,Quincy (Beaverstock,Wilson kick) 1 plays, 15 yards, TOP 00:08 |
| 1st | 10:59 | SAM - Mason,E Jai 2 yd pass from Crittendon,Quincy (Beaverstock,Wilson kick) 3 plays, 26 yards, TOP 00:28 |
| 1st | 08:25 | SAM - Cousin,Jaen 77 yd pass from Crittendon,Quincy (Beaverstock,Wilson kick) 1 plays, 77 yards, TOP 00:10 |
| 1st | 00:18 | MER - Smith,DJ 1 yd run (Griffith,Reice kick), 8 plays, 55 yards, TOP 04:20 |
| 2nd | 04:22 | SAM - Witherspoon,Damontia 2 yd run (Beaverstock,Wilson kick), 15 plays, 73 yards, TOP 05:53 |
| 2nd | 00:22 | SAM - Witherspoon,Damontia 4 yd run (Beaverstock,Wilson kick), 6 plays, 89 yards, TOP 01:45 |
| 3rd | 11:38 | MER - McGee,Dwayne 1 yd run (Griffith,Reice kick), 5 plays, 60 yards, TOP 01:52 |
| 3rd | 05:38 | MER - McGee,Dwayne 2 yd run (Griffith,Reice kick), 1 plays, 2 yards, TOP 00:04 |
| 3rd | 02:25 | MER - Albee,Sam 5 yd pass from Smith,DJ (Griffith,Reice kick) 4 plays, 67 yards, TOP 01:31 |
| 4th | 11:43 | SAM - Morris,Gavin 55 yd fumble recovery () |
| 4th | 06:33 | SAM - Martin,Noah 26 yd interception (Beaverstock,Wilson kick) |
| 4th | 01:42 | MER - Smith,Brayden 5 yd pass from Newbauer,Whitt (Griffith,Reice kick) 9 plays, 75 yards, TOP 04:51 |

| STATISTICS | MER | SAM |
|----------------------------|---------|---------|
| FIRST DOWNS | 17 | 19 |
| RUSHES-YARDS (NET) | 34-39 | 33-68 |
| PASSING YDS (NET) | 352 | 378 |
| Passes Att-Comp-Int | 24-39-2 | 23-37-3 |
| TOTAL OFFENSE PLAYS-YARDS | 73-391 | 70-446 |
| Fumble Returns-Yards | 0-0 | 1-55 |
| Punt Returns-Yards | 2- -2 | 2-24 |
| Kickoff Returns-Yards | 5-98 | 1-21 |
| Interception Returns-Yards | 3-104 | 2-30 |
| Punts (Number-Avg) | 7-40.1 | 7-33.3 |
| Fumbles-Lost | 4-3 | 0-0 |
| Penalties-Yards | 5-50 | 3-24 |
| Possession Time | 31:13 | 28:47 |
| Third-Down Conversions | 7-of-16 | 2-of-13 |
| Fourth-Down Conversions | 1-of-1 | 2-of-2 |
| Red-Zone Scores-Chances | 5-5 | 4-5 |
| Sacks By: Number-Yards | 3-18 | 6-53 |





2024-25 Samford Football
Game Results
All games

Page 1/1
as of Oct 21, 2024

Team Results

| | Date | Opponent | | Score | Overall | Conf | Time | Attend |
|---|------------|-------------|---|-------|---------|------|------|--------|
| | 08/31/2024 | at West Ga. | L | 29-38 | 0-1 | 0-0 | 3:37 | 4329 |
| | 09/07/2024 | at Florida | L | 7-45 | 0-2 | 0-0 | 3:20 | 89295 |
| | 09/14/2024 | Alabama St. | W | 12-7 | 1-2 | 0-0 | 2:51 | 6045 |
| * | 10/05/2024 | VMI | W | 27-3 | 2-2 | 1-0 | 2:42 | 3617 |
| * | 10/12/2024 | at ETSU | L | 28-31 | 2-3 | 1-1 | 3:23 | 8013 |
| * | 10/19/2024 | Mercer | W | 55-35 | 3-3 | 2-1 | 3:19 | 4216 |



2024-25 Samford Football
Overall Team Statistics
All games

Page 1/2
as of Oct 21, 2024

Team Statistics

| | SU | OPP |
|----------------------------------|----------------|----------------|
| Scoring | 158 | 159 |
| Points per game | 26.3 | 26.5 |
| Points Off Turnovers | 21 | 19 |
| First Downs | 106 | 104 |
| Rushing | 38 | 46 |
| Passing | 60 | 50 |
| Penalty | 8 | 8 |
| Rushing Yardage | 536 | 688 |
| Yards gained rushing | 753 | 873 |
| Yards lost rushing | 217 | 185 |
| Rushing attempts | 207 | 229 |
| Average per rush | 2.6 | 3.0 |
| Average per game | 89.3 | 114.7 |
| TDs Rushing | 6 | 11 |
| Passing Yardage | 1516 | 1586 |
| Comp-Att-Int | 141-204-5 | 106-182-6 |
| Average per pass | 7.4 | 8.7 |
| Average per catch | 10.8 | 15.0 |
| Average per game | 252.7 | 264.3 |
| TDs Passing | 14 | 10 |
| Total offense | 2052 | 2274 |
| Total plays | 411 | 411 |
| Average per play | 5.0 | 5.5 |
| Average per game | 342.0 | 379.0 |
| Kick returns: #-Yards | 16-357 | 18-354 |
| Punt returns: #-Yards | 12-85 | 11-102 |
| Int returns: #-Yards | 6-75 | 5-153 |
| Kick return average | 22.3 | 19.7 |
| Punt return average | 7.1 | 9.3 |
| Int return average | 12.5 | 30.6 |
| Fumbles-Lost | 12-2 | 7-5 |
| Penalties-Yards | 20-179 | 37-335 |
| Average per game | 29.8 | 55.8 |
| Punts-Yards | 41-1535 | 37-1460 |
| Average per punt | 37.4 | 39.5 |
| Net punt average | 35.3 | 37.2 |
| Kickoffs-Yards | 30-1852 | 33-1884 |
| Average per kick | 61.7 | 57.1 |
| Net kick average | 40.1 | 36.1 |
| Time of possession / game | 29:42 | 30:18 |
| 3rd-down conversion | 25/84 | 33/93 |
| 3rd-down pct | 30% | 35% |
| 4rd-down conversion | 6/7 | 7/11 |



2024-25 Samford Football
Overall Team Statistics
All games

Page 2/2
as of Oct 21, 2024

| | SU | OPP |
|------------------------------------|--------------------|--------------------|
| 4rd-down pct | 86% | 64% |
| Sacks by-Yards | 16-139 | 17-120 |
| Misc Yards | 0 | 0 |
| Touchdowns scored | 22 | 21 |
| Field goals - attempts | 2-6 | 5-7 |
| On-Side kicks | 0-0 | 0-0 |
| Red-zone scores | (17-24) 71% | (17-21) 81% |
| Red-zone touchdowns | (15-24) 63% | (13-21) 62% |
| PAT-attempts | (18-20) 90% | (18-21) 86% |
| 2-point conversion-attempts | (1-2) 50% | (0-0) 0% |
| Attendance | 13878 | 101637 |
| Games / Avg per game | 3/4626 | 3/33879 |
| Neutral site games | - | 0/0 |

Score by Periods

| Team | 1st | 2nd | 3rd | 4th | OT | TOT |
|-----------|-----|-----|-----|-----|----|-----|
| Samford | 56 | 44 | 42 | 16 | 0 | 158 |
| Opponents | 45 | 26 | 42 | 46 | 0 | 159 |



2024-25 Samford Football Combined Team Statistics All games

Page 1/3
as of Oct 21, 2024

Team Results

| | Date | Opponent | | Score | Att. |
|---|------------|-------------|---|-------|-------|
| | 08/31/2024 | at West Ga. | L | 29-38 | 4329 |
| | 09/07/2024 | at Florida | L | 7-45 | 89295 |
| | 09/14/2024 | Alabama St. | W | 12-7 | 6045 |
| * | 10/05/2024 | VMI | W | 27-3 | 3617 |
| * | 10/12/2024 | at ETSU | L | 28-31 | 8013 |
| * | 10/19/2024 | Mercer | W | 55-35 | 4216 |

Rushing

| Player | gp | att | gain | loss | net | avg | td | lg | avg/g |
|---------------------|----------|------------|------------|------------|------------|------------|-----------|-----------|--------------|
| Damonta Witherspoon | 6 | 74 | 292 | 14 | 278 | 3.8 | 4 | 33 | 46.3 |
| Micah Kelly | 6 | 38 | 148 | 14 | 134 | 3.5 | 0 | 30 | 22.3 |
| Quincy Crittendon | 6 | 68 | 239 | 135 | 104 | 1.5 | 2 | 38 | 17.3 |
| DJ Rias | 6 | 2 | 25 | 0 | 25 | 12.5 | 0 | 16 | 4.2 |
| Ken Cherry | 4 | 10 | 22 | 5 | 17 | 1.7 | 0 | 4 | 4.3 |
| Haden Klees | 1 | 1 | 7 | 0 | 7 | 7.0 | 0 | 7 | 7.0 |
| Jonathan Bennett | 2 | 1 | 5 | 0 | 5 | 5.0 | 0 | 5 | 2.5 |
| Iaan Cousin | 5 | 4 | 14 | 11 | 3 | 0.8 | 0 | 9 | 0.6 |
| E. Jai Mason | 6 | 0 | 1 | 0 | 1 | 0.0 | 0 | 1 | 0.2 |
| Nik Scalzo | 1 | 1 | 0 | 7 | -7 | -7.0 | 0 | 0 | -7.0 |
| Team | 6 | 8 | 0 | 31 | -31 | -3.9 | 0 | 0 | -5.2 |
| Total | 6 | 207 | 753 | 217 | 536 | 2.6 | 6 | 38 | 89.3 |
| Opponents | 6 | 229 | 873 | 185 | 688 | 3.0 | 11 | 28 | 114.7 |

Passing

| Player | gp | effic | comp-att-int | pct | yds | td | lg | avg/g |
|-------------------|----------|--------------|------------------|-------------|-------------|-----------|-----------|--------------|
| Quincy Crittendon | 6 | 152.3 | 141-200-5 | 70.5 | 1516 | 14 | 89 | 252.7 |
| DJ Rias | 6 | 0.0 | 0-2-0 | 0.0 | 0 | 0 | 0 | 0.0 |
| Nik Scalzo | 1 | 0.0 | 0-1-0 | 0.0 | 0 | 0 | 0 | 0.0 |
| Team | 6 | 0.0 | 0-1-0 | 0.0 | 0 | 0 | 0 | 0.0 |
| Total | 6 | 149.3 | 141-204-5 | 69.1 | 1516 | 14 | 89 | 252.7 |
| Opponents | 6 | 143.0 | 106-182-6 | 58.2 | 1586 | 10 | 85 | 264.3 |

Receiving

| Player | gp | no. | yds | avg | td | lg | avg/g |
|---------------------|----------|------------|-------------|-------------|-----------|-----------|--------------|
| E. Jai Mason | 6 | 28 | 269 | 9.6 | 5 | 41 | 44.8 |
| DJ Rias | 6 | 27 | 219 | 8.1 | 2 | 27 | 36.5 |
| Brendan Jenkins | 6 | 20 | 296 | 14.8 | 2 | 68 | 49.3 |
| Iaan Cousin | 5 | 16 | 276 | 17.3 | 2 | 77 | 55.2 |
| Damonta Witherspoon | 6 | 14 | 103 | 7.4 | 1 | 35 | 17.2 |
| Preston Bird | 6 | 7 | 69 | 9.9 | 0 | 23 | 11.5 |
| Micah Kelly | 6 | 4 | 18 | 4.5 | 0 | 18 | 3.0 |
| Sam Willoughby | 6 | 4 | 12 | 3.0 | 0 | 12 | 2.0 |
| Rayf Vinson | 6 | 4 | 117 | 29.3 | 1 | 89 | 19.5 |
| Stephen Martin | 6 | 3 | 27 | 9.0 | 0 | 12 | 4.5 |
| Jaylon Barden | 6 | 3 | 16 | 5.3 | 0 | 12 | 2.7 |
| Wesley Carlock | 3 | 3 | 41 | 13.7 | 1 | 23 | 13.7 |
| Teddy Davenport | 4 | 3 | 6 | 2.0 | 0 | 6 | 1.5 |
| Tate Taylor | 6 | 3 | 47 | 15.7 | 0 | 29 | 7.8 |
| Quincy Crittendon | 6 | 1 | -9 | -9.0 | 0 | 0 | -1.5 |
| Ken Cherry | 4 | 1 | 9 | 9.0 | 0 | 9 | 2.3 |
| Total | 6 | 141 | 1516 | 10.8 | 14 | 89 | 252.7 |
| Opponents | 6 | 106 | 1586 | 15.0 | 10 | 85 | 264.3 |

Game Records

| Record | Overall | Home | Away | Neutral |
|----------------|---------|------|------|---------|
| ALL GAMES | 3-3 | 3-0 | 0-3 | 0-0 |
| CONFERENCE | 2-1 | 2-0 | 0-1 | 0-0 |
| NON-CONFERENCE | 1-2 | 1-0 | 0-2 | 0-0 |

Team Statistics

| | SU | OPP |
|------------------------------------|--------------------|--------------------|
| First Downs | 106 | 104 |
| Rushing | 38 | 46 |
| Passing | 60 | 50 |
| Penalty | 8 | 8 |
| Rushing Yardage | 536 | 688 |
| Rushing attempts | 207 | 229 |
| Average per rush | 2.6 | 3.0 |
| Average per game | 89.3 | 114.7 |
| TDs Rushing | 6 | 11 |
| Passing Yardage | 1516 | 1586 |
| Comp-Att-Int | 141-204-5 | 106-182-6 |
| Average per pass | 7.4 | 8.7 |
| Average per catch | 10.8 | 15.0 |
| Average per game | 252.7 | 264.3 |
| TDs Passing | 14 | 10 |
| Total offense | 2052 | 2274 |
| Average per play | 5.0 | 5.5 |
| Average per game | 342.0 | 379.0 |
| Kick returns: #-Yards | 16-357 | 18-354 |
| Punt returns: #-Yards | 12-85 | 11-102 |
| Int returns: #-Yards | 6-75 | 5-153 |
| Fumbles-Lost | 12-2 | 7-5 |
| Penalties-Yards | 20-179 | 37-335 |
| Punts-Avg | 41-37.4 | 37-39.5 |
| Time of possession / game | 29:42 | 30:18 |
| 3rd-down conversion | 25/84 | 33/93 |
| 4rd-down conversion | 6/7 | 7/11 |
| PAT-attempts | (18-20) 90% | (18-21) 86% |
| 2-point conversion-attempts | (1-2) 50% | (0-0) 0% |

Interceptions

| Player | no. | yds | avg | td | lg |
|------------------|----------|------------|-------------|----------|-----------|
| Xavier Lanier | 1 | 0 | 0.0 | 0 | 0 |
| Noah Martin | 1 | 26 | 26.0 | 1 | 26 |
| Midnight Steward | 1 | 45 | 45.0 | 0 | 45 |
| Dontae Pollard | 1 | 0 | 0.0 | 0 | 0 |
| Jaden Mosley | 1 | 4 | 4.0 | 0 | 4 |
| Jalik Yancey | 1 | 0 | 0.0 | 0 | 0 |
| Total | 6 | 75 | 12.5 | 1 | 45 |
| Opponents | 5 | 153 | 30.6 | 0 | 48 |



2024-25 Samford Football Combined Team Statistics All games

Page 2/3
as of Oct 21, 2024

Field Goals

| Player | fg | pct. | 01-19 | 20-29 | 30-39 | 40-49 | 50-99 | lg | blk |
|----------------|-----|------|-------|-------|-------|-------|-------|----|-----|
| Forrest Taylor | 2-6 | 33.3 | 0-0 | 1-4 | 1-1 | 0-1 | 0-0 | 31 | 1 |
| Opponents | 5-7 | 71.4 | 0-0 | 3-3 | 1-1 | 1-3 | 0-0 | 49 | 0 |

Scoring

| Player | td | fg | PAT | | | | | dxp | saf | pts |
|---------------------|----|-----|-------|------|-----|------|---|-----|-----|-----|
| | | | kick | rush | rcv | pass | | | | |
| E. Jai Mason | 5 | - | - | 1 | - | - | - | - | - | 32 |
| Damonta Witherspoon | 5 | - | - | - | - | - | - | - | - | 30 |
| Forrest Taylor | - | 2-6 | 11-12 | - | - | - | - | - | - | 17 |
| Iaan Cousin | 2 | - | - | - | - | - | - | - | - | 12 |
| DJ Rias | 2 | - | - | - | - | - | - | - | - | 12 |
| Quincy Crittendon | 2 | - | - | - | - | - | - | - | - | 12 |
| Brendan Jenkins | 2 | - | - | - | - | - | - | - | - | 12 |
| Wilson Beavertstock | - | - | 7-8 | - | - | - | - | - | - | 7 |
| Noah Martin | 1 | - | - | - | - | - | - | - | - | 6 |
| Wesley Carlock | 1 | - | - | - | - | - | - | - | - | 6 |
| Rayf Vinson | 1 | - | - | - | - | - | - | - | - | 6 |
| Gavin Morris | 1 | - | - | - | - | - | - | - | - | 6 |
| Total | 22 | 2-6 | 18-20 | 1 | 0 | 0 | 0 | 0 | 0 | 158 |
| Opponents | 21 | 5-7 | 18-21 | 0 | 0 | 0 | 0 | 0 | 0 | 159 |

Score by Periods

| Team | 1st | 2nd | 3rd | 4th | OT | TOT |
|-----------|-----|-----|-----|-----|----|-----|
| Samford | 56 | 44 | 42 | 16 | 0 | 158 |
| Opponents | 45 | 26 | 42 | 46 | 0 | 159 |

Punting

| Player | no. | yds | avg | lg | tb | fc | i20 | 50+ | blk |
|--------------|-----|------|------|----|----|----|-----|-----|-----|
| Will Thorley | 41 | 1535 | 37.4 | 49 | 1 | 16 | 13 | 0 | 0 |
| Total | 41 | 1535 | 37.4 | 49 | 1 | 16 | 13 | 0 | 0 |
| Opponents | 37 | 1460 | 39.5 | 61 | 1 | 14 | 11 | 4 | 0 |

Punt Returns

| Player | no. | yds | avg | td | lg |
|---------------|-----|-----|-----|----|----|
| Jaylon Barden | 9 | 62 | 6.9 | 0 | 15 |
| DJ Rias | 3 | 23 | 7.7 | 0 | 17 |
| Total | 12 | 85 | 7.1 | 0 | 17 |
| Opponents | 11 | 102 | 9.3 | 0 | 31 |

Kick Returns

| Player | no. | yds | avg | td | lg |
|---------------|-----|-----|------|----|----|
| DJ Rias | 12 | 266 | 22.2 | 0 | 30 |
| Iaan Cousin | 2 | 58 | 29.0 | 0 | 33 |
| Daniel Bettis | 1 | 15 | 15.0 | 0 | 15 |
| Preston Bird | 1 | 18 | 18.0 | 0 | 18 |
| Total | 16 | 357 | 22.3 | 0 | 33 |
| Opponents | 18 | 354 | 19.7 | 0 | 31 |

All Purpose

| Player | g | rush | rcv | pr | kr | ir | total | avg/g |
|---------------------|---|------|------|-----|-----|-----|-------|-------|
| DJ Rias | 6 | 25 | 219 | 23 | 266 | 0 | 533 | 88.8 |
| Damonta Witherspoon | 6 | 278 | 103 | 0 | 0 | 0 | 381 | 63.5 |
| Iaan Cousin | 5 | 3 | 276 | 0 | 58 | 0 | 337 | 67.4 |
| Brendan Jenkins | 6 | 0 | 296 | 0 | 0 | 0 | 296 | 49.3 |
| E. Jai Mason | 6 | 1 | 269 | 0 | 0 | 0 | 270 | 45.0 |
| Micah Kelly | 6 | 134 | 18 | 0 | 0 | 0 | 152 | 25.3 |
| Rayf Vinson | 6 | 0 | 117 | 0 | 0 | 0 | 117 | 19.5 |
| Quincy Crittendon | 6 | 104 | -9 | 0 | 0 | 0 | 95 | 15.8 |
| Preston Bird | 6 | 0 | 69 | 0 | 18 | 0 | 87 | 14.5 |
| Jaylon Barden | 6 | 0 | 16 | 62 | 0 | 0 | 78 | 13.0 |
| Tate Taylor | 6 | 0 | 47 | 0 | 0 | 0 | 47 | 7.8 |
| Midnight Steward | 4 | 0 | 0 | 0 | 0 | 45 | 45 | 11.3 |
| Wesley Carlock | 3 | 0 | 41 | 0 | 0 | 0 | 41 | 13.7 |
| Stephen Martin | 6 | 0 | 27 | 0 | 0 | 0 | 27 | 4.5 |
| Noah Martin | 6 | 0 | 0 | 0 | 0 | 26 | 26 | 4.3 |
| Ken Cherry | 4 | 17 | 9 | 0 | 0 | 0 | 26 | 6.5 |
| Daniel Bettis | 6 | 0 | 0 | 0 | 15 | 0 | 15 | 2.5 |
| Sam Willoughby | 6 | 0 | 12 | 0 | 0 | 0 | 12 | 2.0 |
| Haden Klees | 1 | 7 | 0 | 0 | 0 | 0 | 7 | 7.0 |
| Teddy Davenport | 4 | 0 | 6 | 0 | 0 | 0 | 6 | 1.5 |
| Jonathan Bennett | 2 | 5 | 0 | 0 | 0 | 0 | 5 | 2.5 |
| Jaden Mosley | 6 | 0 | 0 | 0 | 0 | 4 | 4 | 0.7 |
| Nik Scalzo | 1 | -7 | 0 | 0 | 0 | 0 | -7 | -7.0 |
| Total | 6 | 536 | 1516 | 85 | 357 | 75 | 2569 | 428.2 |
| Opponents | 6 | 688 | 1586 | 102 | 354 | 153 | 2883 | 480.5 |

Total Offense

| Player | g | plays | rush | pass | total | avg/g |
|---------------------|---|-------|------|------|-------|-------|
| Quincy Crittendon | 6 | 268 | 104 | 1516 | 1620 | 270.0 |
| Damonta Witherspoon | 6 | 74 | 278 | 0 | 278 | 46.3 |
| Micah Kelly | 6 | 38 | 134 | 0 | 134 | 22.3 |
| DJ Rias | 6 | 4 | 25 | 0 | 25 | 4.2 |
| Ken Cherry | 4 | 10 | 17 | 0 | 17 | 4.3 |
| Haden Klees | 1 | 1 | 7 | 0 | 7 | 7.0 |
| Jonathan Bennett | 2 | 1 | 5 | 0 | 5 | 2.5 |
| Iaan Cousin | 5 | 4 | 3 | 0 | 3 | 0.6 |
| E. Jai Mason | 6 | 0 | 1 | 0 | 1 | 0.2 |
| Nik Scalzo | 1 | 2 | -7 | 0 | -7 | -7.0 |
| Total | 6 | 411 | 536 | 1516 | 2052 | 342.0 |
| Opponents | 6 | 411 | 688 | 1586 | 2274 | 379.0 |



2024-25 Samford Football
Combined Team Statistics
All games

Page 3/3
as of Oct 21, 2024

Team Defense

| | | | Tackles | | | | Sacks | Pass defense | | | Fumbles | | blkd | |
|----|---------------------|----|---------|-----|-----|---------|--------|--------------|------|-----|---------|----|------|-----|
| ## | Player | gp | ua | a | tot | tfl/yds | no-yds | int-yds | brup | qbh | fr-yds | ff | kick | saf |
| 5 | Noah Martin | 6 | 25 | 33 | 58 | 2.5-9 | 1-4 | 1-26 | 1 | 1 | 1-0 | 1 | . | . |
| 33 | Jaden Mosley | 6 | 20 | 24 | 44 | 5.5-27 | 2-16 | 1-4 | 1 | 1 | . | . | . | . |
| 29 | C.J. Douglas | 6 | 21 | 16 | 37 | 2-3 | . | . | 3 | . | . | 1 | . | . |
| 24 | Edwin Dearman | 6 | 19 | 8 | 27 | 0.5-2 | . | . | 1 | 1 | . | . | . | . |
| 1 | Dontae Pollard | 6 | 11 | 10 | 21 | 2-10 | 1-7 | 1-0 | . | . | 1-0 | 1 | . | . |
| 39 | Gavin Morris | 6 | 8 | 9 | 17 | 1-3 | . | . | . | 1 | 1-55 | . | . | . |
| 6 | Jalen Nelson | 5 | 12 | 4 | 16 | . | . | . | . | . | . | . | . | . |
| 2 | Jalik Yancey | 6 | 11 | 5 | 16 | 1-8 | 1-8 | 1-0 | 5 | . | 1-0 | . | . | . |
| 16 | Kamron Smith | 6 | 10 | 5 | 15 | 1-10 | 1-10 | . | 1 | . | . | . | 1 | . |
| 81 | Jamall Thompson | 6 | 10 | 4 | 14 | 2-3 | 1-1 | . | . | 2 | . | . | . | . |
| 98 | Joshua Mathiasen | 6 | 6 | 7 | 13 | 1-4 | . | . | . | 1 | . | . | . | . |
| 22 | Xavier Nurse | 6 | 7 | 5 | 12 | 2.5-26 | 2-26 | . | 1 | 2 | . | 2 | . | . |
| 45 | Thomas Neville | 5 | 7 | 5 | 12 | 2-15 | 1-14 | . | . | 2 | . | . | . | . |
| 55 | Johnny Johnson | 6 | 2 | 10 | 12 | 2.5-9 | 1-7 | . | . | 2 | . | . | . | . |
| 42 | Jordan Russell | 5 | 2 | 10 | 12 | 1-2 | . | . | . | . | . | . | . | . |
| 94 | Makhi Gilbert | 5 | 7 | 3 | 10 | 2.5-13 | 1.5-11 | . | . | 1 | . | . | . | . |
| 34 | Mailk Gaither | 4 | 3 | 6 | 9 | 2-8 | 1-7 | . | . | . | . | . | . | . |
| 4 | Xavier Lanier | 6 | 5 | 2 | 7 | 1-1 | . | 1-0 | 2 | . | . | . | . | . |
| 90 | Conroy Cunningham | 5 | 2 | 5 | 7 | 2-11 | 1-8 | . | . | 6 | . | . | . | . |
| 9 | Midnight Steward | 4 | 6 | 1 | 7 | . | . | 1-45 | 2 | . | 1-0 | . | . | . |
| 13 | Jamari Cannon | 5 | 3 | 4 | 7 | . | . | . | 1 | . | . | . | . | . |
| 97 | Nick Jackson | 5 | 3 | 3 | 6 | 2-8 | 0.5-5 | . | . | 3 | . | . | . | . |
| 91 | Jaylin Rainey | 5 | 2 | 3 | 5 | 1-15 | 1-15 | . | . | . | . | . | . | . |
| 46 | Trustin Northington | 6 | 1 | 4 | 5 | . | . | . | . | . | . | . | . | . |
| 30 | Carson Sloan | 4 | 3 | 1 | 4 | . | . | . | . | 1 | . | . | . | . |
| 0 | David Coltrane | 6 | 2 | 1 | 3 | . | . | . | . | . | . | . | . | . |
| 35 | Deuce Caldwell | 3 | 1 | 2 | 3 | . | . | . | . | . | . | . | . | . |
| 27 | Quantaves Gaskins | 5 | 1 | 2 | 3 | . | . | . | . | . | . | . | . | . |
| 44 | Corey Warren | 5 | 2 | 1 | 3 | . | . | . | . | . | . | . | . | . |
| 80 | Wilson Beaverstock | 6 | 1 | 1 | 2 | . | . | . | . | . | . | . | . | . |
| 58 | Chris Noble | 6 | 1 | 1 | 2 | . | . | . | . | . | . | . | . | . |
| 40 | Wade White | 6 | 2 | . | 2 | . | . | . | . | . | . | . | . | . |
| 8 | Luke Wattenbarger | 3 | 1 | 1 | 2 | . | . | . | 1 | . | . | . | . | . |
| 15 | Iaan Cousin | 5 | 1 | . | 1 | . | . | . | . | . | . | . | . | . |
| 96 | Nazir Sy | 2 | 1 | . | 1 | . | . | . | . | 1 | . | . | . | . |
| 31 | Damonta Witherspoon | 6 | 1 | . | 1 | . | . | . | . | . | . | . | . | . |
| 85 | Wesley Carlock | 3 | . | 1 | 1 | . | . | . | . | . | . | . | . | . |
| 17 | Seth Parker | 3 | 1 | . | 1 | . | . | . | . | . | . | . | . | . |
| 20 | Camden Kuhn | 1 | . | 1 | 1 | . | . | . | . | . | . | . | . | . |
| 11 | Rayf Vinson | 6 | 1 | . | 1 | . | . | . | . | . | . | . | . | . |
| 61 | Alex Applefield | 6 | . | 1 | 1 | . | . | . | . | . | . | . | . | . |
| 50 | Darrian King | 6 | . | 1 | 1 | . | . | . | . | . | . | . | . | . |
| 87 | Forrest Taylor | 5 | . | . | . | . | . | . | . | . | . | . | . | . |
| | Totals | 6 | 223 | 200 | 423 | 37-187 | 16-139 | 6-75 | 19 | 25 | 5-55 | 5 | 1 | 0 |
| | Opponents | 6 | 244 | 162 | 406 | 56-227 | 17-120 | 5-153 | 20 | 19 | 2-0 | 6 | 2 | 0 |



2024-25 Samford Football
Red-Zone Results
All games

Page 1/1
as of Oct 21, 2024

Samford Inside Opponent Red-Zone

| Date | Opponent | Score | Times | | Total | Rush | | Pass | FGs | Failed to score inside RZ | | | | | |
|-------------------------|-------------|---------|-------|--------|-------|------|-----|------|-----|---------------------------|-----|------|-----|------|-----------|
| | | | In RZ | Scored | | Pts | TDs | TDs | TDs | Made | FGA | Down | Int | Fumb | Half Game |
| 08/31/2024 | at West Ga. | L 29-38 | 4 | 3 | 21 | 3 | 2 | 1 | 0 | 0 | 0 | 0 | 1 | 0 | 0 |
| 09/07/2024 | at Florida | L 7-45 | 1 | 1 | 7 | 1 | 1 | 0 | 0 | 0 | 0 | 0 | 0 | 0 | 0 |
| 09/14/2024 | Alabama St. | W 12-7 | 5 | 2 | 12 | 2 | 1 | 1 | 0 | 1 | 0 | 1 | 0 | 0 | 1 |
| 10/05/2024 | VMI | W 27-3 | 6 | 5 | 27 | 3 | 0 | 3 | 2 | 3 | 0 | 0 | 0 | 0 | 0 |
| 10/12/2024 | at ETSU | L 28-31 | 3 | 2 | 14 | 2 | 0 | 2 | 0 | 1 | 0 | 0 | 0 | 0 | 0 |
| 10/19/2024 | Mercer | W 55-35 | 5 | 4 | 28 | 4 | 2 | 2 | 0 | 0 | 0 | 1 | 0 | 0 | 0 |
| Totals 17 of 24 (70.8%) | | | 24 | 17 | 109 | 15 | 6 | 9 | 2 | 5 | 0 | 3 | 0 | 0 | 1 |

Opponents Inside Samford Red-Zone

| Date | Opponent | Score | Times | | Total | Rush | | Pass | FGs | Failed to score inside RZ | | | | | |
|-------------------------|-------------|---------|-------|--------|-------|------|-----|------|-----|---------------------------|-----|------|-----|------|-----------|
| | | | In RZ | Scored | | Pts | TDs | TDs | TDs | Made | FGA | Down | Int | Fumb | Half Game |
| 08/31/2024 | West Ga. | L 29-38 | 3 | 3 | 16 | 2 | 2 | 0 | 1 | 1 | 0 | 0 | 0 | 0 | 0 |
| 09/07/2024 | Florida | L 7-45 | 6 | 4 | 24 | 3 | 3 | 0 | 1 | 1 | 1 | 0 | 1 | 0 | 0 |
| 09/14/2024 | Alabama St. | W 12-7 | 1 | 1 | 7 | 1 | 1 | 0 | 0 | 0 | 0 | 0 | 0 | 0 | 0 |
| 10/05/2024 | VMI | W 27-3 | 1 | 1 | 3 | 0 | 0 | 0 | 1 | 1 | 0 | 0 | 0 | 0 | 0 |
| 10/12/2024 | ETSU | L 28-31 | 5 | 3 | 17 | 2 | 1 | 1 | 1 | 1 | 1 | 0 | 0 | 0 | 1 |
| 10/19/2024 | Mercer | W 55-35 | 5 | 5 | 35 | 5 | 3 | 2 | 0 | 0 | 0 | 0 | 0 | 0 | 0 |
| Totals 17 of 21 (81.0%) | | | 21 | 17 | 102 | 13 | 10 | 3 | 4 | 4 | 2 | 0 | 1 | 0 | 1 |



2024-25 Samford Football
Overall Defense Statistics
All games

Page 1/2
as of Oct 21, 2024

Team Defense

| | | | Tackles | | | | Sacks | Pass defense | | | Fumbles | blkd | | |
|----|---------------------|----|---------|----|-----|---------|--------|--------------|------|-----|---------|------|------|-----|
| ## | Player | gp | ua | a | tot | tfl/yds | no-yds | int-yds | brup | qbh | fr-yds | ff | kick | saf |
| 5 | Noah Martin | 6 | 25 | 33 | 58 | 2.5-9 | 1-4 | 1-26 | 1 | 1 | 1-0 | 1 | . | . |
| 33 | Jaden Mosley | 6 | 20 | 24 | 44 | 5.5-27 | 2-16 | 1-4 | 1 | 1 | . | . | . | . |
| 29 | C.J. Douglas | 6 | 21 | 16 | 37 | 2-3 | . | . | 3 | . | . | 1 | . | . |
| 24 | Edwin Dearman | 6 | 19 | 8 | 27 | 0.5-2 | . | . | 1 | 1 | . | . | . | . |
| 1 | Dontae Pollard | 6 | 11 | 10 | 21 | 2-10 | 1-7 | 1-0 | . | . | 1-0 | 1 | . | . |
| 39 | Gavin Morris | 6 | 8 | 9 | 17 | 1-3 | . | . | . | 1 | 1-55 | . | . | . |
| 2 | Jalik Yancey | 6 | 11 | 5 | 16 | 1-8 | 1-8 | 1-0 | 5 | . | 1-0 | . | . | . |
| 6 | Jalen Nelson | 5 | 12 | 4 | 16 | . | . | . | . | . | . | . | . | . |
| 16 | Kamron Smith | 6 | 10 | 5 | 15 | 1-10 | 1-10 | . | 1 | . | . | . | 1 | . |
| 81 | Jamall Thompson | 6 | 10 | 4 | 14 | 2-3 | 1-1 | . | . | 2 | . | . | . | . |
| 98 | Joshua Mathiasen | 6 | 6 | 7 | 13 | 1-4 | . | . | . | 1 | . | . | . | . |
| 42 | Jordan Russell | 5 | 2 | 10 | 12 | 1-2 | . | . | . | . | . | . | . | . |
| 45 | Thomas Neville | 5 | 7 | 5 | 12 | 2-15 | 1-14 | . | . | 2 | . | . | . | . |
| 22 | Xavier Nurse | 6 | 7 | 5 | 12 | 2.5-26 | 2-26 | . | 1 | 2 | . | 2 | . | . |
| 55 | Johnny Johnson | 6 | 2 | 10 | 12 | 2.5-9 | 1-7 | . | . | 2 | . | . | . | . |
| 94 | Makhi Gilbert | 5 | 7 | 3 | 10 | 2.5-13 | 1.5-11 | . | . | 1 | . | . | . | . |
| 34 | Mailk Gaither | 4 | 3 | 6 | 9 | 2-8 | 1-7 | . | . | . | . | . | . | . |
| 9 | Midnight Steward | 4 | 6 | 1 | 7 | . | . | 1-45 | 2 | . | 1-0 | . | . | . |
| 90 | Conroy Cunningham | 5 | 2 | 5 | 7 | 2-11 | 1-8 | . | . | 6 | . | . | . | . |
| 4 | Xavier Lanier | 6 | 5 | 2 | 7 | 1-1 | . | 1-0 | 2 | . | . | . | . | . |
| 13 | Jamari Cannon | 5 | 3 | 4 | 7 | . | . | . | 1 | . | . | . | . | . |
| 97 | Nick Jackson | 5 | 3 | 3 | 6 | 2-8 | 0.5-5 | . | . | 3 | . | . | . | . |
| 91 | Jaylin Rainey | 5 | 2 | 3 | 5 | 1-15 | 1-15 | . | . | . | . | . | . | . |
| 46 | Trustin Northington | 6 | 1 | 4 | 5 | . | . | . | . | . | . | . | . | . |
| 30 | Carson Sloan | 4 | 3 | 1 | 4 | . | . | . | . | 1 | . | . | . | . |
| 0 | David Coltrane | 6 | 2 | 1 | 3 | . | . | . | . | . | . | . | . | . |
| 35 | Deuce Caldwell | 3 | 1 | 2 | 3 | . | . | . | . | . | . | . | . | . |
| 27 | Quantaves Gaskins | 5 | 1 | 2 | 3 | . | . | . | . | . | . | . | . | . |
| 44 | Corey Warren | 5 | 2 | 1 | 3 | . | . | . | . | . | . | . | . | . |
| 80 | Wilson Beaverstock | 6 | 1 | 1 | 2 | . | . | . | . | . | . | . | . | . |
| 8 | Luke Wattenbarger | 3 | 1 | 1 | 2 | . | . | . | 1 | . | . | . | . | . |
| 58 | Chris Noble | 6 | 1 | 1 | 2 | . | . | . | . | . | . | . | . | . |
| 40 | Wade White | 6 | 2 | . | 2 | . | . | . | . | . | . | . | . | . |
| 15 | Iaan Cousin | 5 | 1 | . | 1 | . | . | . | . | . | . | . | . | . |
| 61 | Alex Applefield | 6 | . | 1 | 1 | . | . | . | . | . | . | . | . | . |
| 96 | Nazir Sy | 2 | 1 | . | 1 | . | . | . | . | 1 | . | . | . | . |
| 31 | Damonta Witherspoon | 6 | 1 | . | 1 | . | . | . | . | . | . | . | . | . |
| 50 | Darrian King | 6 | . | 1 | 1 | . | . | . | . | . | . | . | . | . |
| 11 | Rayf Vinson | 6 | 1 | . | 1 | . | . | . | . | . | . | . | . | . |
| 85 | Wesley Carlock | 3 | . | 1 | 1 | . | . | . | . | . | . | . | . | . |
| 17 | Seth Parker | 3 | 1 | . | 1 | . | . | . | . | . | . | . | . | . |



2024-25 Samford Football
Overall Defense Statistics
All games

Page 2/2
as of Oct 21, 2024

| | | | Tackles | | | | Sacks | Pass defense | | | Fumbles | blkd | | |
|----|-------------|----|---------|-----|-----|---------|--------|--------------|------|-----|---------|------|------|-----|
| ## | Player | gp | ua | a | tot | tfl/yds | no-yds | int-yds | brup | qbh | fr-yds | ff | kick | saf |
| 20 | Camden Kuhn | 1 | . | 1 | 1 | . | . | . | . | . | . | . | . | . |
| | Totals | 6 | 223 | 200 | 423 | 37-187 | 16-139 | 6-75 | 19 | 25 | 5-55 | 5 | 1 | 0 |
| | Opponents | 6 | 244 | 162 | 406 | 56-227 | 17-120 | 5-153 | 20 | 19 | 2-0 | 6 | 2 | 0 |



2024-25 Samford Football Individual Statistics All games

Page 1/4
as of Oct 21, 2024

Rushing

| Player | gp | att | gain | loss | net | avg | td | lg | avg/g |
|---------------------|----------|------------|------------|------------|------------|------------|-----------|-----------|--------------|
| Damonta Witherspoon | 6 | 74 | 292 | 14 | 278 | 3.8 | 4 | 33 | 46.3 |
| Micah Kelly | 6 | 38 | 148 | 14 | 134 | 3.5 | 0 | 30 | 22.3 |
| Quincy Crittendon | 6 | 68 | 239 | 135 | 104 | 1.5 | 2 | 38 | 17.3 |
| DJ Rias | 6 | 2 | 25 | 0 | 25 | 12.5 | 0 | 16 | 4.2 |
| Ken Cherry | 4 | 10 | 22 | 5 | 17 | 1.7 | 0 | 4 | 4.3 |
| Haden Klees | 1 | 1 | 7 | 0 | 7 | 7.0 | 0 | 7 | 7.0 |
| Jonathan Bennett | 2 | 1 | 5 | 0 | 5 | 5.0 | 0 | 5 | 2.5 |
| Iaan Cousin | 5 | 4 | 14 | 11 | 3 | 0.8 | 0 | 9 | 0.6 |
| E. Jai Mason | 6 | 0 | 1 | 0 | 1 | 0.0 | 0 | 1 | 0.2 |
| Nik Scalzo | 1 | 1 | 0 | 7 | -7 | -7.0 | 0 | 0 | -7.0 |
| Team | 6 | 8 | 0 | 31 | -31 | -3.9 | 0 | 0 | -5.2 |
| Total | 6 | 207 | 753 | 217 | 536 | 2.6 | 6 | 38 | 89.3 |
| Opponents | 6 | 229 | 873 | 185 | 688 | 3.0 | 11 | 28 | 114.7 |

Passing

| Player | gp | effic | comp-att-int | pct | yds | td | lg | avg/g |
|-------------------|----------|--------------|------------------|-------------|-------------|-----------|-----------|--------------|
| Quincy Crittendon | 6 | 152.3 | 141-200-5 | 70.5 | 1516 | 14 | 89 | 252.7 |
| DJ Rias | 6 | 0.0 | 0-2-0 | 0.0 | 0 | 0 | 0 | 0.0 |
| Nik Scalzo | 1 | 0.0 | 0-1-0 | 0.0 | 0 | 0 | 0 | 0.0 |
| Team | 6 | 0.0 | 0-1-0 | 0.0 | 0 | 0 | 0 | 0.0 |
| Total | 6 | 149.3 | 141-204-5 | 69.1 | 1516 | 14 | 89 | 252.7 |
| Opponents | 6 | 143.0 | 106-182-6 | 58.2 | 1586 | 10 | 85 | 264.3 |

Receiving

| Player | gp | no. | yds | avg | td | lg | avg/g |
|---------------------|----------|------------|-------------|-------------|-----------|-----------|--------------|
| E. Jai Mason | 6 | 28 | 269 | 9.6 | 5 | 41 | 44.8 |
| DJ Rias | 6 | 27 | 219 | 8.1 | 2 | 27 | 36.5 |
| Brendan Jenkins | 6 | 20 | 296 | 14.8 | 2 | 68 | 49.3 |
| Iaan Cousin | 5 | 16 | 276 | 17.3 | 2 | 77 | 55.2 |
| Damonta Witherspoon | 6 | 14 | 103 | 7.4 | 1 | 35 | 17.2 |
| Preston Bird | 6 | 7 | 69 | 9.9 | 0 | 23 | 11.5 |
| Micah Kelly | 6 | 4 | 18 | 4.5 | 0 | 18 | 3.0 |
| Sam Willoughby | 6 | 4 | 12 | 3.0 | 0 | 12 | 2.0 |
| Rayf Vinson | 6 | 4 | 117 | 29.3 | 1 | 89 | 19.5 |
| Stephen Martin | 6 | 3 | 27 | 9.0 | 0 | 12 | 4.5 |
| Jaylon Barden | 6 | 3 | 16 | 5.3 | 0 | 12 | 2.7 |
| Wesley Carlock | 3 | 3 | 41 | 13.7 | 1 | 23 | 13.7 |
| Teddy Davenport | 4 | 3 | 6 | 2.0 | 0 | 6 | 1.5 |
| Tate Taylor | 6 | 3 | 47 | 15.7 | 0 | 29 | 7.8 |
| Quincy Crittendon | 6 | 1 | -9 | -9.0 | 0 | 0 | -1.5 |
| Ken Cherry | 4 | 1 | 9 | 9.0 | 0 | 9 | 2.3 |
| Total | 6 | 141 | 1516 | 10.8 | 14 | 89 | 252.7 |
| Opponents | 6 | 106 | 1586 | 15.0 | 10 | 85 | 264.3 |

Punt Returns

| Player | no. | yds | avg | td | lg |
|------------------|-----------|------------|------------|----------|-----------|
| Jaylon Barden | 9 | 62 | 6.9 | 0 | 15 |
| DJ Rias | 3 | 23 | 7.7 | 0 | 17 |
| Total | 12 | 85 | 7.1 | 0 | 17 |
| Opponents | 11 | 102 | 9.3 | 0 | 31 |

Interceptions

| Player | no. | yds | avg | td | lg |
|------------------|----------|------------|-------------|----------|-----------|
| Xavier Lanier | 1 | 0 | 0.0 | 0 | 0 |
| Noah Martin | 1 | 26 | 26.0 | 1 | 26 |
| Midnight Steward | 1 | 45 | 45.0 | 0 | 45 |
| Dontae Pollard | 1 | 0 | 0.0 | 0 | 0 |
| Jaden Mosley | 1 | 4 | 4.0 | 0 | 4 |
| Jalik Yancey | 1 | 0 | 0.0 | 0 | 0 |
| Total | 6 | 75 | 12.5 | 1 | 45 |
| Opponents | 5 | 153 | 30.6 | 0 | 48 |

Kick Returns

| Player | no. | yds | avg | td | lg |
|------------------|-----------|------------|-------------|----------|-----------|
| DJ Rias | 12 | 266 | 22.2 | 0 | 30 |
| Iaan Cousin | 2 | 58 | 29.0 | 0 | 33 |
| Daniel Bettis | 1 | 15 | 15.0 | 0 | 15 |
| Preston Bird | 1 | 18 | 18.0 | 0 | 18 |
| Total | 16 | 357 | 22.3 | 0 | 33 |
| Opponents | 18 | 354 | 19.7 | 0 | 31 |

Fumble Returns

| Player | no. | yds | avg | td | lg |
|------------------|----------|-----------|-------------|----------|-----------|
| Gavin Morris | 1 | 55 | 55.0 | 1 | 55 |
| Noah Martin | 1 | 0 | 0.0 | 0 | 0 |
| Midnight Steward | 1 | 0 | 0.0 | 0 | 0 |
| Dontae Pollard | 1 | 0 | 0.0 | 0 | 0 |
| Jalik Yancey | 1 | 0 | 0.0 | 0 | 0 |
| Total | 5 | 55 | 11.0 | 1 | 55 |
| Opponents | 2 | 0 | 0.0 | 0 | 0 |



2024-25 Samford Football
Individual Statistics
All games

Page 2/4
as of Oct 21, 2024

Scoring

| Player | td | fg | PAT | | | | | | pts |
|---------------------|-----------|------------|--------------|----------|----------|----------|----------|----------|------------|
| | | | kick | rush | rcv | pass | dxp | saf | |
| E. Jai Mason | 5 | - | - | 1 | - | - | - | - | 32 |
| Damonta Witherspoon | 5 | - | - | - | - | - | - | - | 30 |
| Forrest Taylor | - | 2-6 | 11-12 | - | - | - | - | - | 17 |
| Iaan Cousin | 2 | - | - | - | - | - | - | - | 12 |
| DJ Rias | 2 | - | - | - | - | - | - | - | 12 |
| Quincy Crittendon | 2 | - | - | - | - | - | - | - | 12 |
| Brendan Jenkins | 2 | - | - | - | - | - | - | - | 12 |
| Wilson Beaverstock | - | - | 7-8 | - | - | - | - | - | 7 |
| Noah Martin | 1 | - | - | - | - | - | - | - | 6 |
| Wesley Carlock | 1 | - | - | - | - | - | - | - | 6 |
| Rayf Vinson | 1 | - | - | - | - | - | - | - | 6 |
| Gavin Morris | 1 | - | - | - | - | - | - | - | 6 |
| Total | 22 | 2-6 | 18-20 | 1 | 0 | 0 | 0 | 0 | 158 |
| Opponents | 21 | 5-7 | 18-21 | 0 | 0 | 0 | 0 | 0 | 159 |

Field Goals

| Player | fg | pct. | 01-19 | 20-29 | 30-39 | 40-49 | 50-99 | lg | blk |
|------------------|------------|-------------|------------|------------|------------|------------|------------|-----------|----------|
| Forrest Taylor | 2-6 | 33.3 | 0-0 | 1-4 | 1-1 | 0-1 | 0-0 | 31 | 1 |
| Opponents | 5-7 | 71.4 | 0-0 | 3-3 | 1-1 | 1-3 | 0-0 | 49 | 0 |

FG Sequence

| Team Name | Samford | Opponents |
|-------------|--------------|-----------|
| West Ga. | 45 | (49),(28) |
| Alabama St. | 29 | 49 |
| VMI | (31),29,(29) | (33) |
| ETSU | 28 | (23) |
| Florida | | (25) |
| Mercer | | 44 |

Numbers in (parentheses) indicate field goal was made

Total Offense

| Player | g | plays | rush | pass | total | avg/g |
|---------------------|----------|------------|------------|-------------|-------------|--------------|
| Quincy Crittendon | 6 | 268 | 104 | 1516 | 1620 | 270.0 |
| Damonta Witherspoon | 6 | 74 | 278 | 0 | 278 | 46.3 |
| Micah Kelly | 6 | 38 | 134 | 0 | 134 | 22.3 |
| DJ Rias | 6 | 4 | 25 | 0 | 25 | 4.2 |
| Ken Cherry | 4 | 10 | 17 | 0 | 17 | 4.3 |
| Haden Klees | 1 | 1 | 7 | 0 | 7 | 7.0 |
| Jonathan Bennett | 2 | 1 | 5 | 0 | 5 | 2.5 |
| Iaan Cousin | 5 | 4 | 3 | 0 | 3 | 0.6 |
| E. Jai Mason | 6 | 0 | 1 | 0 | 1 | 0.2 |
| Nik Scalzo | 1 | 2 | -7 | 0 | -7 | -7.0 |
| Team | 6 | 0 | -31 | 0 | -31 | -5.2 |
| Total | 6 | 411 | 536 | 1516 | 2052 | 342.0 |
| Opponents | 6 | 411 | 688 | 1586 | 2274 | 379.0 |

Punting

| Player | no. | yds | avg | lg | tb | fc | i20 | 50+ | blk |
|------------------|-----------|-------------|-------------|-----------|----------|-----------|-----------|----------|----------|
| Will Thorley | 41 | 1535 | 37.4 | 49 | 1 | 16 | 13 | 0 | 0 |
| Total | 41 | 1535 | 37.4 | 49 | 1 | 16 | 13 | 0 | 0 |
| Opponents | 37 | 1460 | 39.5 | 61 | 1 | 14 | 11 | 4 | 0 |

Kickoffs

| Player | no. | yds | avg | tb | ob | retn | net | ydl | in |
|--------------------|-----------|-------------|-------------|----------|----------|-----------|-------------|-----------|----|
| Wilson Beaverstock | 30 | 1852 | 61.7 | 9 | 1 | | | | |
| Total | 30 | 1852 | 61.7 | 9 | 1 | 18 | 40.1 | 24 | |
| Opponents | 33 | 1884 | 57.1 | 5 | 2 | 16 | 36.1 | 28 | |



2024-25 Samford Football
Individual Statistics
All games

Page 3/4
as of Oct 21, 2024

All Purpose

| Player | g | rush | rcv | pr | kr | ir | total | avg/g |
|---------------------|----------|------------|-------------|------------|------------|------------|-------------|--------------|
| DJ Rias | 6 | 25 | 219 | 23 | 266 | 0 | 533 | 88.8 |
| Damonta Witherspoon | 6 | 278 | 103 | 0 | 0 | 0 | 381 | 63.5 |
| Iaan Cousin | 5 | 3 | 276 | 0 | 58 | 0 | 337 | 67.4 |
| Brendan Jenkins | 6 | 0 | 296 | 0 | 0 | 0 | 296 | 49.3 |
| E. Jai Mason | 6 | 1 | 269 | 0 | 0 | 0 | 270 | 45.0 |
| Micah Kelly | 6 | 134 | 18 | 0 | 0 | 0 | 152 | 25.3 |
| Rayf Vinson | 6 | 0 | 117 | 0 | 0 | 0 | 117 | 19.5 |
| Quincy Crittendon | 6 | 104 | -9 | 0 | 0 | 0 | 95 | 15.8 |
| Preston Bird | 6 | 0 | 69 | 0 | 18 | 0 | 87 | 14.5 |
| Jaylon Barden | 6 | 0 | 16 | 62 | 0 | 0 | 78 | 13.0 |
| Tate Taylor | 6 | 0 | 47 | 0 | 0 | 0 | 47 | 7.8 |
| Midnight Steward | 4 | 0 | 0 | 0 | 0 | 45 | 45 | 11.3 |
| Wesley Carlock | 3 | 0 | 41 | 0 | 0 | 0 | 41 | 13.7 |
| Stephen Martin | 6 | 0 | 27 | 0 | 0 | 0 | 27 | 4.5 |
| Noah Martin | 6 | 0 | 0 | 0 | 0 | 26 | 26 | 4.3 |
| Ken Cherry | 4 | 17 | 9 | 0 | 0 | 0 | 26 | 6.5 |
| Daniel Bettis | 6 | 0 | 0 | 0 | 15 | 0 | 15 | 2.5 |
| Sam Willoughby | 6 | 0 | 12 | 0 | 0 | 0 | 12 | 2.0 |
| Haden Klees | 1 | 7 | 0 | 0 | 0 | 0 | 7 | 7.0 |
| Teddy Davenport | 4 | 0 | 6 | 0 | 0 | 0 | 6 | 1.5 |
| Jonathan Bennett | 2 | 5 | 0 | 0 | 0 | 0 | 5 | 2.5 |
| Jaden Mosley | 6 | 0 | 0 | 0 | 0 | 4 | 4 | 0.7 |
| Nik Scalzo | 1 | -7 | 0 | 0 | 0 | 0 | -7 | -7.0 |
| Team | 6 | -31 | 0 | 0 | 0 | 0 | -31 | -5.2 |
| Total | 6 | 536 | 1516 | 85 | 357 | 75 | 2569 | 428.2 |
| Opponents | 6 | 688 | 1586 | 102 | 354 | 153 | 2883 | 480.5 |



**2024-25 Samford Football
Individual Statistics
All games**

Page 4/4
as of Oct 21, 2024