



THE CITADEL FOOTBALL

SOCON CHAMPIONS - 2016, 2015, 1992, 1961 • FCS PLAYOFFS - 2016, 2015, 1992, 1990, 1988

Football Contact: John Brush • O: 843-953-6795 • C: 270-293-0590 • Email: jbrush@citadel.edu

The Citadel Athletic Communications, McAlister Field House, 171 Moultrie Street, Charleston, S.C. 29409

THE CITADEL [2-5, 2-3]

Sept. 1	at Campbell	ESPN+	L, 10-29
Sept. 10	#8/9 ETSU *	ESPN+	W, 20-17
Sept. 17	at #20 Mercer *	ESPN 3	L, 0-17
Oct. 1	at Appalachian State	ESPN+	L, 0-49
Oct. 8	Furman *	ESPN 3	L, 10-21
Oct. 15	at Wofford *	ESPN+	L, 16-31
Oct. 22	at Western Carolina *	ESPN+	W, 34-21
Oct. 29	Samford *	ESPN+	2 p.m.
Nov. 5	Chattanooga *	ESPN+	2 p.m.
Nov. 12	Virginia Lynchburg	ESPN+	2 p.m.
Nov. 19	at VMI *	ESPN+	12 p.m.

Home games in **BOLD**

SAMFORD [6-1, 4-0]

Sept. 1	Kennesaw State	W, 27-17
Sept. 10	at Georgia	L, 0-33
Sept. 17	at Tennessee Tech	W, 33-28
Sept. 24	Western Carolina *	W, 35-12
Oct. 1	at Furman *	W, 34-27
Oct. 8	Wofford *	W, 28-14
Oct. 22	at ETSU *	W, 55-45
Oct. 29	at The Citadel *	2 p.m.
Nov. 5	VMI *	2 p.m.
Nov. 12	at Chattanooga *	12:30 p.m.
Nov. 19	Mercer *	12 p.m.

Home games in **BOLD**

ON THE AIR

TV/ONLINE

ESPN+

Dave Weinstein (PxP)
Jason Kempf (analyst)



RADIO

Luke Mauro (play-by-play)
Lee Glaze (analyst)



GAMEDAY AFFILIATES

Charleston

WQNT (102.1-FM/1450-AM)

Columbia

WQXL (100.7-FM/1470-AM)

Sumter

WDXY (105.9-FM/1240-AM)

GAME 8

OCTOBER 29 - 2 P.M.

CHARLESTON, S.C. - HAGOOD STADIUM



NR THE CITADEL BULLDOGS [2-5, 2-3]

Head Coach: Brent Thompson, 7th Season (Norwich, 1998)

Record at The Citadel: 34-42 (.436) Career Record: Same

Record against Samford: 3-3



13 SAMFORD BULLDOGS [6-1, 4-0]

Head Coach: Chris Hatcher, 8th Season (Valdosta State, 1995)

Record at SAM: 46-37 (.554) Career Record: 167-94 (.640)

Record against The Citadel: 4-3

MATCHUP AT A GLANCE

The Citadel	vs.	Samford
Charleston, South Carolina	Location	Birmingham, Alabama
1842	Founded	1841
3,767	Enrollment	5,642
Southern	Conference	Southern
Johnson Hagood	Stadium	Seibert
Mike Capaccio	Athletics Director	Martin Newton
1905	First Year of Football	1906
521-587-32	All-Time Record	478-480-47
Brent Thompson	Head Coach	Chris Hatcher
34-42	Record at School	46-37
34-42	Career Record	167-94
4-7	2021 Record	4-7

INSIDE THE NUMBERS

0 - The Bulldogs did not punt on their eight possessions in the victory over Western Carolina. They scored on each of their first six possessions. The contest marked the first time since Sept. 21, 2013 against Old Dominion that the Bulldogs did not punt during a game.

36 - Quarterback Graeson Underwood carried 36 times in his first career start against Western Carolina. The total is tied for the sixth most in a game, and the second most ever by a quarterback.

159 - The Citadel defense held Western Carolina to 159 passing yards. It is the fewest passing yards for WCU since Oklahoma at the beginning of the 2021 season, and the fewest passing yards against a FCS opponent since the spring of 2021.

42:49 - The Citadel offense possessed the ball for 42:49 against Western Carolina. The Bulldogs held the ball for 12:24 of the second quarter and followed it up by keeping the ball for 12:48 of the third quarter. The time of possession is the second-highest in the Brent Thompson era.

ON THIS DATE...

In 2016, the Bulldogs jumped out to a 31-7 halftime lead on their way to a 45-10 victory over ETSU in front of 12,978 fans inside Johnson Hagood Stadium. Cam Jackson ran for 124 yards and two touchdowns to lead a Bulldog rushing attack that rushed for 427 yards and five touchdowns. Jordan Black added 86 yards and a score, while Reggie Williams added 58 yards and a touchdown. Dee Delaney led the defense with an interception and three pass break-ups.

MEDIA INFORMATION

Sunday	Monday	Tuesday	Wednesday	Thursday	Friday	Saturday
Practice TBA	Off Day Brent Thompson Press Conference 12:30	Practice 4:35 p.m. Brent Thompson Radio Show 7 p.m.	Practice 4:35 p.m.	Practice 4:35 p.m.	Walk Thru TBA	Samford 2 p.m. Head Coach and Players available after game

Football Information

Offensive Formation _____ Triple Option
 Defensive Formation _____ Multiple
 2021 Overall Record _____ 4-7
 2021 Conference Record _____ 3-5
 2021 Conference Finish _____ T-7th
 Offensive Starters Returning/Lost _____ 5/7
 Defensive Starters Returning/Lost _____ 10/3
 First Varsity Season _____ 1905
 Overall Record _____ 519-584-32 (.471)
 All-Time Playoff Record _____ 2-5
 SoCon Titles _____ 4
 _____ 1961, 1992, 2015, 2016
 NCAA Playoff Appearances _____ 5
 _____ 1988, 1990, 1992, 2015, 2016

Stadium Information

Stadium Name _____ Johnson Hagood Stadium
 Field _____ Artificial turf
 Capacity _____ 11,427
 First Year _____ 1948
 First Game _____ Oct. 16, 1948 (Davidson 14, The Citadel 6)
 Largest Crowd _____ 23,025 Oct. 17, 1992 (Marshall 34, The Citadel 13)
 Record at Stadium _____ 237-159-3 (.598)

The Citadel Coaches and Staff

Head Coach _____ Brent Thompson (Norwich, 1998)
 Record at The Citadel _____ 32-37 (.464)
 Overall Record _____ Same
 Offensive Coord./QBs/B-Backs _____ Lou Conte (Springfield, 2004)
 Defensive Coord./DBs _____ Tony Grantham (Radford, 2000)
 Offensive Line _____ Ron Boyd (West Virginia Wesleyan, 1992)
 Wide Receivers _____ Brian Rucker (Western Carolina, 2004)
 Inside Linebackers/Academic Coord. _____ John Ward (Springfield, 2010)
 Outside Linebackers/Special Teams _____ Kevin Weston (Tusculum, 2002)
 Offensive Tackles/TEs _____ Tom Simi (Eastern Oregon, 1994)
 Defensive Line _____ Liam Smith (Rutgers, 2013)
 Cornerbacks _____ Tra'Ves Bush (U.S. Naval Academy, 2013)
 A-Backs _____ Dominique Allen (The Citadel, 2017)
 Director of Football Operations _____ Joe Call (The Citadel, 2002)
 Video Coordinator _____ Dennis Carlson
 Director of Personnel _____ Kate Yeager
 Director of Strength & Conditioning _____ Joe Varga
 Asst AD/Sports Medicine _____ Andy Clawson (Henderson St., 1969)
 Director of Athletic Equipment _____ Kevin Yeager

DAILY MEDIA AVAILABILITY

Monday Press Conference

Head coach Brent Thompson is available to the media on Monday's at 12:30 p.m. on the fifth floor of Johnson Hagood Stadium.

The Citadel Cadet-Athlete Media Opportunities

All requests for cadet-athlete interviews must be submitted via email to Assistant Athletic Director for Athletic Communications John Brush (jbrush@citadel.edu) at least 24 hours in advance of the requested interview. The best time for interviews is before practice Tuesdays or Wednesdays but other times can be arranged.

Note: Player or coach interviews must not conflict with classes, meetings, training room treatments or other team obligations.

ATHLETIC COMMUNICATIONS

McAlister Fieldhouse
 171 Moultrie Street
 Charleston, S.C., 29409



John Brush
 Assistant AD
 (football contact)



Daniel Graham
 Associate Director



Collin Smith
 Assistant Director



Mikayla Mosteller
 Video Production

GENERAL NOTES

STATS Perform FCS Top 25 Poll (Oct. 24)

Team (1st-place votes)	Record	Prev Rank
1. South Dakota State (51)	7-1	1
2. Sacramento State (2)	7-0	2
3. Montana State	7-1	3
4. North Dakota State	5-2	4
5. Weber State	6-1	5
Holy Cross	7-0	6
7. Chattanooga	6-1	10
8. Incarnate Word	7-1	8
9. Jackson State	7-0	9
10. William & Mary	6-1	12
11. Montana	5-2	7
12. Delaware	6-1	13
13. Samford	6-1	15
14. Idaho	5-2	17
15. Southeast Missouri	6-1	16
16. Mercer	6-2	11
17. Richmond	5-2	19
18. Rhode Island	5-2	22
19. New Hampshire	6-2	25
20. Southern Illinois	5-3	14
21. UT Martin	4-3	18
22. Fordham	6-1	23
23. North Dakota	4-3	20
24. Furman	6-2	NR
25. Austin Peay	5-2	24

Scouting Samford

Samford enters the weekend with an overall record of 6-1, and a 4-0 mark in Southern Conference action. The Bulldogs only loss came at FBS No. 1 Georgia.

The Bulldogs are coming off a 55-45 victory over ETSU. SAM used a 24-point second quarter to open a big advantage.

Samford is averaging 30.3 points per game. They are averaging 403.9 yards of offense per game, with 278.3 yards coming through the air.

Quarterback Michael Hiers is 189-of-253 for 1,901 yards and 20 touchdowns. He has only thrown two interceptions.

Chandler Smith is the top target with 47 receptions for 494 yards and seven touchdowns. Kendall Watson has 44 grabs for 509 yards and four scores.

Jay Stanton leads the ground attack with 449 yards and three touchdowns on 96 carries.

The Bulldog defense is allowing 25.1 points per game. The are surrendering 415.9 yards of offense per game, with 278.3 yards coming through the air.

Noah Martin leads the defense with 42 tackles, while Isaiah Richardson is right behind him with 41 stops.

Jamall Thompson and Johnny Johnson each have a team-high 2.5 sacks.

The Bulldogs have five interceptions on the season, with each coming from a different player.

Samford Quick Facts

Location _____ Birmingham, Alabama
 Enrollment _____ 5,642
 Nickname _____ Bulldogs
 Colors _____ Navy and Red
 Conference _____ Southern
 President _____ Dr. Beck A. Taylor
 Athletics Director _____ Martin Newton

Head Coach _____ Chris Hatcher
 Record at School _____ 45-37 (8th season)
 Career Record _____ 166-94 (23rd season)

2021 Record _____ 4-7
 Conference Record (Finish) _____ 4-4 (t-4th)
 Starters Returning _____ 17
 Starters Lost _____ 10

SID _____ Tyler Brain
 Email _____ tbrain@samford.edu
 Office _____ 256-616-3097
 Web _____ samfordsports.com

THE CITADEL'S OPENING DRIVES

Opp	1st	2nd
Campbell	FG	Fumble
ETSU	FG	Punt
Mercer	Punt	Punt
App State	Punt	INT
Furman	Downs	Fumble
Wofford	Punt	Downs
Western Carolina	TD	TD
Samford		
Chattanooga		
VUL		
VMI		

2022 BULLDOG SCHEDULE & RESULTS

DATE	OPPONENT	TV	TIME/RESULT	SERIES	NOTES
Sept. 1	at Campbell	ESPN+	L, 10-29	CAM leads 1-0	Cherry catches TD pass in opener
Sept. 10	ETSU *	ESPN+	W, 20-17	ETSU leads 17-14	Kintner hits 39yd FG as time expires
Sept. 17	at Mercer *	ESPN+	L, 0-17	CIT leads 11-8-1	Bulldogs and Bears scoreless into second half
Oct. 1	at Appalachian State	ESPN+	L, 0-49	APP leads 30-13	Bulldogs control time of possession
Oct. 8	Furman *	ESPN3	L, 10-21	FU leads 62-37-3	Green throws for 169 yards in 1st start
Oct. 15	at Wofford *	ESPN+	L, 16-31	CIT leads 44-31-1	Bulldogs have 402 yards of offense
Oct. 22	at Western Carolina *	ESPN+	W, 34-21	CIT leads 27-19-1	Underwood rushes for TD, throws for 2 in 1st start
Oct. 29	Samford *	ESPN+	2 p.m.	SAM leads 8-7	Cherry catches four passes for 73 yards
Nov. 5	Chattanooga *	ESPN+	2 p.m.	CHAT leads 33-19-2	Llewellyn TD run gives Dogs victory
Nov. 12	Virginia Lynchburg	ESPN+	2 p.m.	First Meeting	First meeting between the two programs
Nov. 19	at VMI *	ESPN+	12 p.m.	CIT leads 43-32-2	Dogs take back Silver Shako

* - Denotes SoCon game • All times are eastern

GENERAL NOTES

FCS Coaches Poll (Oct. 24)

Team (1st-place votes)	Record	Prev Rank
1. South Dakota State (25)	7-1	1
2. Montana State	7-1	2
3. Sacramento State (1)	7-0	3
4. North Dakota State	5-2	4
5. Jackson State	7-0	6
6. Chattanooga	6-1	8
7. Weber State	6-1	5
8. Holy Cross	7-0	9
9. Incarnate Word	7-1	10
10. Montana	5-2	7
11. Delaware	6-1	12
12. William & Mary	6-1	13
13. Samford	6-1	15
14. Southeast Missouri	6-1	18
15. Fordham	6-1	16
16. Mercer	6-2	11
17. Rhode Island	5-2	19
18. UT Martin	4-3	14
19. Stephen F. Austin	5-3	20
20. Richmond	5-2	21
21. Austin Peay	5-2	22
22. Princeton	6-0	23
23. Idaho	5-2	24
24. Southern Illinois	5-3	17
25. New Hampshire	6-2	NR

The Game

The Citadel begins a three-game home stand as the Bulldogs welcome Samford to Johnson Hagood Stadium on Oct. 29. Kickoff is set for 2 p.m.

Radio Coverage

All games this season can be heard live on 102.1-FM/1450-AM in the Charleston area. The voice of the Bulldogs, Luke Mauro, and Lee Glaze will be on the call.

ESPN+

Saturday's game will be streamed on ESPN+ with Dave Weinstein and Jason Kempf on the call.

Saturday Weather

The early forecast is calling for temperatures in the upper-70s during the day with a chance of rain.

vs. Samford

Saturday's game is the 16th overall meeting with Samford holding an 8-7 advantage in the all-time series. Samford has won each of the last three meetings.

Last Year Against Samford

Samford scored 28 unanswered points in the middle of the game to hand the Bulldogs a 35-14 defeat. The Citadel rushed for 266 yards and a pair of scores. Chris Beverly had six tackles and an interception.

Underwood's First Start

Graeson Underwood made his first career start against Western Carolina and led the Bulldogs to victory. He rushed 36 times for 129 yards and a touchdown, while going 4-of-7 for 82 yards and two touchdowns. He is the fifth QB in the last eight seasons to win their first start.

2-MINUTE DRILL

- ▶ The Bulldogs begin a three-game home stand as they welcome Samford to Johnson Hagood Stadium on Oct. 29. Kickoff is set for 2 p.m.
- ▶ Saturday's game will be streamed live on ESPN+. Dave Weinstein and Jason Kempf will be on the call.
- ▶ Saturday's game can be heard live on the radio with the voice of the Bulldogs, Luke Mauro, and Lee Glaze on the call.
- ▶ The game marks the 16th meeting between the two schools with Samford holding an 8-7 advantage in the series. Samford has won each of the last three meetings.
- ▶ Graeson Underwood made his first career start at Western Carolina. He joins Brandon Rainey as the two quarterbacks to make their first career start at WCU in the last five years.
- ▶ Underwood finished the game with 129 rushing yards and a touchdown, while throwing for 82 yards and two scores.
- ▶ His 36 rushing attempts tie for the sixth-most all-time, and the second-most by a quarterback in program history.
- ▶ Ricky Conway caught a 26-yard touchdown pass in the first half, and ran for a five-yard touchdown in the third quarter.
- ▶ Conway became first player since Raleigh Webb against North Greenville in 2021 to have a rushing and receiving touchdown in the same game.
- ▶ Jay Graves-Billips caught his first career touchdown pass late in the first quarter.
- ▶ The Bulldog offense scored on each of its first six possessions. They held the ball for 42:49, including 12:24 in the second quarter and 12:48 of the third quarter.
- ▶ Defensive back Dominick Poole intercepted a pair of passes in the first half. He also added four tackles and two pass break-ups.
- ▶ The Citadel did not punt in the game against the Catamounts. It marked the first time since Sept. 21, 2013 that the Bulldogs played a game without attempting a punt.

RED-ZONE SCORING

Opponent	Times In RZ	Times Scored	Total Pts	Rush TDs	Pass TDs	FGs Made	-----Failed to score inside RZ-----					Game
							FGA	Downs	Int	Fumb	Half	
Campbell	2	2	10	1	0	1	0	0	0	0	0	0
ETSU	3	3	17	2	1	1	0	0	0	0	0	0
Mercer	2	0	0	0	0	0	1	0	0	1	0	0
App State	1	0	0	0	0	0	0	0	1	0	0	0
Furman	1	1	3	0	0	1	0	0	0	0	0	0
Wofford	3	2	9	1	0	1	0	1	0	0	0	0
Western Carolina	4	4	20	2	2	0	0	0	0	0	0	0
Samford												
Chattanooga												
VUL												
VMI												
Totals	16	12	59	6	4	3	6	1	1	1	1	0
	12-of-16 (75.0%)											

GENERAL NOTES

THE CITADEL SCORING DRIVES

Opponent	Qt.	Plays	Yards	TOP	How Scored
Campbell	1	14	58	8:26	Kintner 33yd field goal
Campbell	4	6	73	2:57	Cherry 19yd pass from Derrick
ETSU	1	7	59	4:05	Kintner 36yd field goal
ETSU	2	14	82	8:43	Cherry 17yd pass from Derrick
ETSU	3	7	19	4:01	Njoku 5yd run
ETSU	4	9	75	3:05	Kintner 39yd field goal
Furman	2	18	69	11:03	Kintner 22yd field goal
Furman	3	6	85	2:56	Conway 26yd pass from Green
Wofford	2	2	64	0:43	Wallace 56yd run
Wofford	4	4	80	1:46	Brockington 29yd pass from Derrick
Wofford	4	12	79	5:37	Kintner 28yd field goal
Western Carolina	1	12	73	5:42	Underwood 1yd run
Western Carolina	2	11	85	5:49	Conway 26yd pass from Underwood
Western Carolina	2	19	74	11:04	Kintner 23yd field goal
Western Carolina	2	3	39	0:18	Graves-Billips 32yd pass from Underwood
Western Carolina	3	16	75	9:08	Conway 5yd run
Western Carolina	4	14	67	8:29	Kintner 25yd field goal

Wins in 1st Start

Graeson Underwood	2022
Brian Murdaugh	2019
Brandon Rainey	2018
Jordan Black	2016
Dominique Allen	2015

Rushing Attempts by QB

Graeson Underwood carried 36 times for 129 yards against Western Carolina. The 36 attempts tie for the sixth most in a single game, and the second most by a quarterback.

ATTEMPTS

47	Andrew Johnson vs. William & Mary	1974
45	Tyler Renew vs. Samford	2016
38*	Jack Douglas vs. Chattanooga	1991
37	Andrew Johnson vs. Davidson	1973
37	Andrew Johnson vs. Richmond	1976
36	Tory Cooper vs. Western Carolina	2006
36*	Graeson Underwood, Western Carolina	2022

Score on First Six Drives

The Citadel scored on each of its first six possessions against Western Carolina. The Bulldogs had two rushing touchdowns, two passing touchdowns and two field goals over that stretch. The only drives they did not score came at the end of the game, with one of them being a pair of kneel downs.

Long Scoring Drives

Long drives were the name of the game against Western Carolina. The Bulldogs had five scoring drives of over 10 plays, with three drives taking over eight minutes off the clock.

Plays	Yards	Time
12	73	5:42
11	85	5:49
19	74	11:04
16	75	9:08
14	67	8:29

Rush and Catch a TD

Ricky Conway caught a touchdown pass in the first half and rushed for a touchdown in the second half. He is the first Bulldog with a rushing and receiving touchdown in the same game since Raleigh Webb against North Greenville in 2021.

Poole With Two INTs

Dominick Poole intercepted a pair of passes in the first half against Western Carolina. He picked off a pass in the second quarter that led to a field goal, then ended the half with another interception on a hail mary in the end zone. He is the first Bulldog with multiple interceptions since Jay Howard against Charleston Southern in 2018.

Hold Top Offense in Check

Western Carolina entered the game ranked third in the FCS in offense at 527.0 yards per game. The Bulldogs held the Catamounts to just 344 yards, including 159 through the air. It was their lowest passing total against a FCS opponent since the spring of 2021.

No Punts

The Citadel did not punt in the victory over Western Carolina. The Bulldogs scored six of their eight possessions, with the final possession being a pair of kneel downs. The last time the Bulldogs did not punt in a game was on Sept. 21, 2013 against Old Dominion.

GENERAL NOTES

Athlon Sports Power Poll (Oct. 24)

Team	Record	Prev Rank
1. South Dakota State	7-1	1
2. North Dakota State	5-2	3
3. Montana State	7-1	4
4. Sacramento State	7-0	2
5. Weber State	6-1	5
6. Incarnate Word	7-1	6
7. Chattanooga	6-1	8
8. Holy Cross	7-0	7
9. William & Mary	6-1	13
10. Delaware	6-1	10
11. Southeast Missouri	6-1	14
12. Idaho	5-2	16
13. Montana	5-2	11
14. Jackson State	7-0	15
15. Samford	6-1	18
16. Mercer	6-2	9
17. Southern Illinois	5-3	12
18. New Hampshire	6-2	NR
19. Richmond	5-2	20
20. Southeastern Louisiana	4-3	NR
21. North Dakota	4-3	17
22. Furman	6-2	NR
23. Rhode Island	5-2	23
24. Austin Peay	5-2	22
25. Fordham	6-1	25
Princeton	6-0	NR

Offense Eclipses 400 Yards

The Citadel offense eclipsed the 400-yard mark for the first time this season as the Bulldogs had 402 yards against Wofford. The offense ran for a season-high 246 yards and added 156 yards through the air.

Wallace Breaks Off Long TD

Cooper Wallace scored his first touchdown of the season when he broke through the middle for a 56-yard touchdown run against Wofford. The run was the second longest of his career. He had a 73-yard touchdown run against Mercer in the spring of 2021 against Mercer.

Hilton Emerges

Freshman Christian Hilton has emerged as the top target at receiver. Against Wofford, Hilton finished with three catches for 85 yards. He had catches of 33, 27 and 25 yards.

Brockington Catches First TD

Tight end Ben Brockington caught his first career touchdown against Wofford when he hauled in a 29-yard touchdown pass in the fourth quarter. The TD marked the second-straight season a converted offensive lineman caught a TD pass. Summie Carlay had a short touchdown reception against Chattanooga last season.

Long Drives

The Bulldog offense has put together several long drives this season. The offense has five drives that have taken more than eight minutes, including a pair of drives eating up more than 11 minutes of clock. They have also put together seven drives of at least 11 plays, including an 18-play drive against Furman.

Third-Most Passing Yards in 1st Start

Redshirt freshman quarterback Ahmad Green threw for 169 yards in his first career start against Furman. The total is the fourth highest total dating back to 1971.

QB	Season	Opponent	Yards
Marty Crosby	1976	Clemson	218
Harry Lynch	1971	East Carolina	198
Bart Blanchard	2007	App State	197
Ahmad Green	2022	Furman	169

Conway Catches 1st TD

Graduate transfer Ricky Conway caught his first career touchdown pass as a Bulldog as he hauled in a 26-yard pass in the fourth quarter against Furman. Conway currently leads the team with nine catches for 102 yards.

Both Corners With a Pick

The Citadel starting cornerbacks Dominick Poole and Destin Mack each registered interceptions in the first half against Furman. It marked the second time the duo has each picked off a pass in the same game. They also each had an interception to secure a victory over Chattanooga last season.

TD Pass in First Career Start

Ahmad Green threw a touchdown pass in his first career start against Furman. He is the second signal caller to throw a TD in his first start as a Bulldog this season. Peyton Derrick threw a TD pass against Campbell in the season opener.

Shut Out in Back-to-Back Games

The Citadel was shut out for the second-straight game. It marks the first time since the 2010 season since it has happened. In that season, the Bulldogs lost 20-0 to Georgia Southern (Oct. 23) and 35-0 to Wofford (Oct. 30).

Controlling the Clock

The Bulldog offense controlled the clock in the second half against App State. The Citadel held the ball for 14:45 of the third-quarter clock, and followed it up with holding the ball for 9:03 of the fourth quarter. The Bulldogs held the ball for 39:51 for the game.

Crawford Sees First Action

Freshman running back Johnny Crawford III saw his first collegiate action against App

State. He finished the game with five carries for 19 yards, including a long of 11 yards.

Scoreless First Half

The Citadel and Mercer played to a scoreless tie at the half on Sept. 17. It marked the first time the Bulldogs have been tied 0-0 at the half since Nov. 1, 1997 (Wofford) and Nov. 8, 1997 (at Chattanooga). The Citadel won both of those games, 7-3.

Platte Flips Field

Punter James Platte flipped the field against Mercer as five of his eight punts were downed inside the 20-yard line, including a career-long 63-yard punt that was downed at the one yard line.

Ranked Opponent in SoCon Opener

Saturday's victory over ETSU marked the second-straight season the Bulldogs opened Southern Conference play with a home victory over a ranked opponent. Last season, The Citadel opened conference play with a 35-24 victory over No. 18 VMI.

Thompson's Ranked Wins

The Citadel has knocked off four ranked opponents in the Brent Thompson era. The list of top victories also includes a victory over FBS Georgia Tech in 2019.

Ranked Wins

Oct. 15, 2016	#5 Chattanooga	W, 22-14
Nov. 5, 2016	#20 Samford	W, 37-34ot
Oct. 2, 2021	#18 VMI	W, 35-24
Sept. 10, 2022	#8 ETSU	W, 20-17

Kintner Walk-Off Win

Kicker Colby Kintner walked-off the win over ETSU with a 39-yard field goal as time expired. He is the first Bulldog to deliver a walk-off field goals since Jacob Godek walked-off Georgia Tech in overtime in 2019 with a 37-yard field goal.

Kintner Earns SoCon Honor

After kicking the game-winning field goal, Colby Kintner was selected as the SoCon Special Teams Player of the Week.

Game-Winning Drive

The Citadel put together a game-winning drive that covered 75 yards in nine plays and ate up the final 3:05 of the game. The drive started at their own three yards line and all nine plays came on the ground.

Billings Over 100

B-Back Logan Billings had his second career 100-yard rushing performance as he ran for 102 yards on 15 carries. His two biggest runs came late in the game as he had back-to-back runs of 31 and 32 yards to help set up

GENERAL NOTES

the game-winning field goal. Both 100-yard rushing performances came in SoCon home openers against ranked opponents.

Controlling the Clock

The Citadel controlled the clock in the win over ETSU, holding the ball for 39:16. The Bulldogs held the ball for at least 8:30 each quarter, including 11:20 in the third quarter.

Mack With a Big Pick

Corner Destin Mack came up with a big play in the fourth quarter by intercepting a pass in the end zone to keep the Bulldogs ahead 17-14. The interception was the eighth of his career.

Pooler Long Punt Return

Dominick Pooler returned a punt 50 yards to set up a touchdown in the second half against ETSU. The punt return was the longest for a Bulldog since DeAndre Schoultz returned a punt 81 yards against Gardner-Webb on Sept. 17, 2016.

Goal Line Stand

After taking an early lead on the opening drive against ETSU, the defense came up big when its backs were against the wall on the Bucs first possession. The Bulldogs stopped the Bucs on four plays near the goal line, including Je'Mazin Roberts meeting the running back in the air on third down.

Points on Season-Opening Drive

The Citadel used a 14-play drive on its opening possession of the season that resulted in a 33-yard field goal from Colby Kintner. The field goal marked the first time the Bulldogs scored on their opening possession of the season since Tyler Renew went 70 yards on the third play of the 2016 season against Mercer.

Judy Recovers Fumble

Long snapper Steele Judy found his way onto the stat sheet by recovering a fumble on a punt in the third quarter against Campbell. After the punt was muffed, Judy wrestled the ball away from the returner to give the ball back to the Dogs.

Derrick TD Pass in First Start

Quarterback Peyton Derrick threw a touchdown pass in his first start as a Bulldog. He is the first Bulldog signal caller to throw a TD in his first start in a Citadel uniform since Dominique Allen in 2015.

Ground Attack

The Citadel's offense rushed for 268.3 yards per game a season ago. They rushed for more

than 250 yards in seven games, including a season-high 363 yards against VMI.

Return of Mack

Defensive back Destin Mack tied for the conference lead with five interceptions a season ago. His 142 return yards ranked third in the FCS. The five interceptions were the most for a Bulldog since Aron Spann III have five in 2017.

Top Tackler Returns

Defensive back Wilson Hendricks III returns after leading the Bulldogs with 69 tackles a season ago. He was the first defensive back to lead the Bulldogs in tackles since Kailik Williams in 2016.

Defensive Depth

The Bulldog defense returns nine of 11 starters from last season, including all four members of the secondary.

Graduate Transfers

The 2022 Bulldog roster features 11 graduate transfers. The 11 transfers are the most on a Bulldog team in the Brent Thompson era.

Teammates Once Again

The Bulldog roster features a pair of players who were teammates at their previous school. Quarterback Peyton Derrick and linebacker Rett Russell were teammates at Wofford before making their way to the Lowcountry for their final collegiate season.

Derrick Returns to Old Homes

Quarterback Peyton Derrick is playing at his third school in his college career. Derrick will get a chance to visit both of his former schools this season as the Bulldogs will travel to Wofford and App State in 2022.

Overtime Wins

The Citadel has played in and won more overtime games than any other team in the FCS since 1996. The Bulldogs have played in 20 overtime games, coming away victorious 11 times. The 11 wins are one more than Princeton, Richmond and Tennessee Tech.

Military Captain

Senior Linebacker Andy Davis was named the team's Military Captain for the 2022 season. Davis turned his #2 jersey in for the #0 jersey associated with the honor.

Taking on the Sun Belt

The Citadel will take on Appalachian State out of the Sun Belt Conference on Oct. 1. It is the second of three-straight seasons playing against the Sun Belt. In 2021, The Citadel

opened the season at Coastal Carolina. The Bulldogs will face Georgia Southern in 2023.

FBS Win

The Citadel notched its eighth win over a FBS opponent with the win over Georgia Tech in 2019. It was the Bulldogs fourth victory over a Power 5 program.

Year	Opponent	Score
2019	Georgia Tech	27-24ot
2015	South Carolina	23-22
1992	Arkansas	10-3
1992	Army	15-14
1991	Army	20-14
1990	South Carolina	35-30
1989	Navy	14-10
1988	Navy	42-35

Rushing Yards Against the FBS

The Bulldogs have had success on the ground in their last nine games against FBS opponents. The Citadel has rushed for at least 200 yards in seven of the 10 games.

Year	Opponent	Yards
2020	South Florida	200
	Army West Point	148
	Clemson	68
2019	Georgia Tech	320
2018	Alabama	275
2017	Clemson	155
2016	North Carolina	344
2015	Georgia Southern	313
	South Carolina	350
2014	Florida State	250

Ball Control

The calling card for the Bulldogs has been their ball-control, triple option offense. The Citadel has won the time of possession battle in each of the last 15 seasons.

Year	Time of Possession
2022	36:42
2021	33:42
2020	34:29
2019	35:31
2018	33:02
2017	34:20
2016	34:38
2015	31:57
2014	32:33
2013	32:10
2012	30:46
2011	30:58
2010	32:06
2009	30:06
2008	31:07
2007	31:50
2006	32:08
2005	32:09

2022 Captains

The Citadel has named five captains for the 2022 season. Chris Beverly, Logan Billings, Andy Davis, Tereis Drayton and Brian Horn will lead the Bulldogs through the 2022 season.

GENERAL NOTES

New Numbers

Several members of the Bulldog football team will take the field in a new number this fall.

Player	Old #	New #
Andy Davis	2	0
Thomas Wyatt	80	2
Melvin Ravenel	39	3
Chris Beverly	17	5
Brian Horn	0	8

Bulldogs in the NFL

The Citadel currently has five former players in the NFL. Three former players are coaches, and three are on active rosters

Maurice Drayton	Las Vegas Raiders (Asst. STC)
Stump Mitchell	Cleveland Browns (RBs)
Cam Turner	Arizona Cardinals (QB)
Dee Delaney	Tampa Bay Buccaneers
Andre Roberts	Carolina Panthers
Raleigh Webb	Baltimore Ravens

Preseason All-American

Long snapper Steele Judy was tabbed a Preseason Third-Team All-American by HERO Sports.

Preseason All-SoCon

The Bulldogs placed four players on the All-SoCon preseason team with Destin Mack being chosen to the first team, and Marquise Blount, Tereis Drayton and Carson Hatchett to the second team.

Up Next

The Bulldogs welcome Chattanooga for Homecoming on Nov. 5. Kickoff is set for 2 p.m.

GENERAL NOTES

RECORDING THE CITADEL IN 2022

The Citadel's Record in...

August	0-0
September	1-2
October	1-3
November	0-0

The Citadel's Conference Record...

At home	1-1
On the road	1-2

The Citadel's Non-Conference Record

At home	0-0
On the road	0-2

The Citadel vs. Ranked Opponents...

At home	1-0
On the road	0-1

The Citadel's Record in Games...

Decided by 1-3 points	1-0
4-7 points	0-0
8-10 points	0-0
11-19 points	1-4
20-29 points	0-0
30+ points	0-1

The Citadel's Record When Scoring...

10 or fewer points	0-4
11-19 points	0-1
20-29 points	1-0
30+ points	1-0

The Citadel's Record When Allowing...

10 or fewer points	0-0
11-19 points	1-1
20-29 points	1-2
30+ points	0-2

The Citadel's Record in Games...

During the day	2-3
At night	0-2
Scoring first	2-0
Opponent scores first	0-5
Leading after 1st quarter	2-0
Trailing after 1st quarter	0-4
Tied after 1st quarter	0-1
Leading at halftime	2-0
Trailing at halftime	0-4
Tied at Half	0-1
Leading after 3rd quarter	2-0
Trailing after 3rd quarter	0-5
Tied after 3rd quarter	0-0
In overtime	0-0

The Citadel's record with...

100-yard rusher	2-0
100-yard receiver	0-0
Less than 300-yards total offense	0-4
300-399 yards total offense	2-0
400-499 yards total offense	0-1
500+ yards total offense	0-0
Committing fewer turnovers	2-1
Committing more turnovers	0-3
Turnovers are equal	0-1

The Citadel's Rushing Totals...

Under 200 yards rushing	0-4
200-299 yards rushing	1-1
300-399 yards rushing	1-0
Rushing for over 400 yards	0-0

TALE OF THE TAPE



The Citadel

Samford

12.9	Points	30.3
284.0	Total Offense	403.9
193.4	Rushing Yards	125.6
53.0	Rushing Attempts/Game	32.7
3.6	Yards Per Carry	3.8
90.6	Passing Yardage	278.3
13.0	Passing Attempts/Game	36.9
14.1	Yards Per Pass Completion	10.1
26.4	Points Allowed	25.1
373.3	Total Defense	415.9
177.7	Rushing Yards Allowed	137.6
5.7	Yards Per Carry Allowed	3.4
195.6	Passing Yards Allowed	278.3
14.3	Yards Per Completion Allowed	12.2
-1	Turnover Margin	+2

Leaders

Leaders

Derrick (377)	Passing Yards	Hiers (1901)
Derrick (3)	Passing TDs	Hiers (20)
Wallace (205)	Rushing Yards	Stanton (449)
4 players (1)	Rushing TDs	Thomas (5)
Conway (12)	Receptions	Smith (47)
Cherry/Conway (2)	Receiving TDs	Smith (7)
Conway (153)	Receiving Yards	Watson (509)
Black (52)	Tackles	Martin (42)
Black (3.0)	Sacks	Thompson/Johnson (2.5)
Poole (3)	Interceptions	5 players (1)



HEAD COACH BRENT THOMPSON



BRENT THOMPSON

Head Coach • 7th Season
Norwich, '98

The architect of one of the top rushing offenses in the FCS, Brent Thompson enters his seventh season as the head coach at The Citadel.

Thompson owns an overall record of 32-37, including a program-record 10 wins during his first season in 2016.

Under Thompson's guidance, the Bulldogs have ranked in the top-10 in rushing offense each of Thompson's six seasons. The Citadel ranked fourth nationally in 2021 at 268.3 yards per game, fifth nationally in 2020-21 at 242.3 yards per game, sixth in 2019 at 268.2 yards per game, ninth in 2018 at 283.6 yards per game, second in 2017 at 294.6 yards per game and led the nation in 2016 at 348.2 rushing yards per game.

The Bulldogs enter the upcoming season with momentum after winning each of their last two games of the 2021 season. The Citadel closed out its home season with a 45-44 overtime victory against Wofford and followed it up with season-ending, 24-21, victory at Chattanooga.

The ground attack was balanced throughout the season as 14 different players had rushing attempts, while 10 different players scored touchdowns. B-Back Logan Billings emerged in the final eight games of the season, rushing for 511 yards and six touchdowns.

The 2020-21 year was anything but ordinary. Thompson guided the Bulldogs through the uncertainty and pushed their way to being the only FCS team to play 12 regular season games. Despite dealing with COVID-19 related concerns, and other off the field issues, the Bulldogs ended the season by winning two of their final three games, with victories over rivals Wofford and Furman.

The 2019 season saw the Bulldogs overcome some early adversity to pull off the biggest win in the FCS. The Citadel went on the road in late September and knocked off Georgia Tech, 27-24, in overtime. It was the Bulldogs' first win

over an ACC opponent, and the only victory by a FCS team over a Power 5 team that year.

The Bulldog offense was not one dimensional as it also threw for 1,195 yards and 14 touchdowns, the most in both categories since the 2009 season.

The catalyst of the attack was quarterback Brandon Rainey who became just the second quarterback in school history to rush for and throw for at least 10 touchdowns in the same season.

The Bulldogs closed out the 2018 season with one of the most impressive four-game stretches in program history. The Citadel outscored its three FCS opponents 123-65, including 69-3 in the second half of those games.

The lone loss during that stretch was on the road at Alabama when the Bulldogs shocked the college football world by being tied, 10-10, with the Crimson Tide at the half.

Thompson was named The Citadel's 25th head coach on Jan. 19, 2016 and put together the best season of any first-year head coach in program history.

The Bulldogs followed up their championship the season prior by going 10-2 overall and 8-0 in conference action, marking just the seventh undefeated season in Southern Conference history.

The record marked the most wins for a first-year coach at The Citadel and earned Thompson SoCon Coach of the Year honors.

Thompson produced three All-Americans, two Academic All-Americans, the Southern Conference Defensive Player of the Year, the Southern Conference Jacobs Blocking Award winner and 11 All-Southern Conference Performers in 2016. In addition, The Citadel claimed eight SoCon player of the week

accolades, one SoCon Student-Athlete of the Week and one conference player of the month.

The Bulldogs led the FCS in rushing yards per game at 348.2 yards per game, the second-highest single-season total in school history. It was the third time, and first since 1994, that the Bulldogs led the country in rushing.

The Citadel also led the FCS with a nation-low 3.3 tackles-for-loss allowed per game. Additionally, the Bulldogs ranked in the top-10 in the FCS in 12 different team categories.

Thompson's approach to developing a complete team was on display in his first season in charge. The Bulldogs ranked seventh in FCS in pass defense, led by SoCon interception champion Dee Delaney, and eighth in the country in total defense, improving by more than 50 yards from the previous season to allow only 302.7 yards per game. The Bulldogs also ranked first in the Southern Conference with only 30 touchdowns allowed in 12 games, an average of 2.5 per game.

Special teams played a crucial role in The Citadel's success with a dangerous return game, led by SoCon punt return champion DeAndre Schoultz, clutch kicking and one of the best coverage units in the conference.

The Bulldogs faced a tall task in Thompson's second season as The Citadel boasted one of the nation's youngest offensive lines. The group helped pave the way for the nation's second-best rushing attack, including rushing for over 400 yards in back-to-back wins over Chattanooga and VMI.

The 2017 team also featured a defense that led the SoCon in total defense, rushing defense, and was among the league leaders in scoring defense until the season's final week.

Eight Bulldogs earned All-SoCon honors during the 2017 season, including first team honorees, center Tyler Davis and safeties Kailik Williams, and Aron Spann III. Davis would

HEAD COACH BRENT THOMPSON

THE BRENT THOMPSON FILE

FAMILY

- Wife - Tiffany
- Children - Harper & Emma

EDUCATION

- Norwich - 1998

PLAYING HISTORY

- Norwich - 1996-97

COACHING HONORS

- 2016 SoCon Coach of the Year
- Most wins by a first year head coach in SoCon history.

Year	School	Position	W-L
1999	Dickinson	GA	--
2000	Dickinson	GA	--
2001	Northeastern	WR	--
2002	Northeastern	WR	--
2003	Bucknell	WR	--
2004	Bucknell	QB	--
2005	Bucknell	QB	--
2006	Bucknell	QB	--
2007	Bucknell	QB	--
2008	Bucknell	OL	--
2009	Bucknell	OC	--
2010	Lenoir-Rhyne	OC	--
2011	Lenoir-Rhyne	OC	--
2012	Lenoir-Rhyne	OC	--
2013	Lenoir-Rhyne	OC	--
2014	The Citadel	OC	--
2015	The Citadel	OC	--
2016	The Citadel	HC	10-2 (8-0)
2017	The Citadel	HC	5-6 (3-5)
2018	The Citadel	HC	5-6 (4-4)
2019	The Citadel	HC	6-6 (4-4)
2020	The Citadel	HC	2-10 (2-6)
2021	The Citadel	HC	4-7 (3-5)
2022	The Citadel	HC	2-5 (2-3)

34-42 (26-27 SoCon)

THOMPSON BY OPPONENT

Opponent	Record
Alabama	0-1
App State	0-1
Army West Point	0-1
Campbell	0-1
Charleston Southern	2-1
Chattanooga	3-3
Clemson	0-2
Coastal Carolina	0-1
Eastern Kentucky	0-1
Elon	0-1
ETSU	4-3
Furman	3-4
Gardner-Webb	1-0
Georgia Tech	1-0
Mercer	3-4
Newberry	1-0
North Carolina	0-1
North Greenville	2-0
Presbyterian	1-0
Samford	2-4
Towson	0-2
USF	0-1
VMI	4-2
Western Carolina	4-3
Wofford	3-5
TOTALS	34-42
vs. FCS Opponents	30-34
vs. FBS Opponents	1-8
vs. Non-D1	3-0

be named All-American by College Sports Madness after playing all but four snaps at center for the Bulldogs.

Thompson took over as the head coach after serving the previous two seasons as offensive coordinator.

In 2015, The Citadel earned a co-Southern Conference championship behind a then-school-record-tying six SoCon wins and finished 9-4 overall after advancing to the second round of the NCAA FCS Playoffs for only the second time in school history. The Bulldogs, who finished the season with a conference-best +117 scoring margin that included a +100 margin in SoCon play, earned the program's first road playoff win with a 41-38 victory at Coastal Carolina in the first round of the playoffs.

In The Citadel's 23-22 win at South Carolina, B-Back Tyler Renew piled up a career-high 174 rushing yards, the most allowed at home by South Carolina since 2006 when Doak Walker Award winner and Heisman Trophy finalist Darren McFadden rushed for 219 yards. Renew's total was higher than five teams' rushing totals against the Gamecocks in 2015. The next week, at Coastal Carolina, the Bulldogs broke a school record with four 100-yard rushers and piled up 524 rushing yards, the most in an NCAA Playoff game since 2012 and the second-highest single-game rushing total in FCS in 2015 behind The Citadel's 535 yards in the season opener.

Renew and offensive lineman Sam Frye were named All-Americans, and Frye and fellow offensive lineman Kyle Weaver earned All-Southern Conference honors. In addition, offensive lineman Tyler Davis and B-Back Evan McField earned spots on the All-Southern Conference Freshman Team.

As a team, the Bulldogs broke school records for all-purpose yards, total offense yards and rushing yards. The Citadel led the Southern Conference and ranked second in FCS with an average of 346.9 rushing yards per game, an average of 17.21 yards per completion and allowing 0.62 sacks per game. The Bulldogs also led the SoCon with 5.70 yards per rush and 41 rushing touchdowns.

In his first year at The Citadel, Thompson was instrumental in the development of Aaron Miller as the senior ranked second in the Southern Conference with 1,080 rushing yards, the highest total by a Bulldog since 1998, and finished the regular season 31st in the nation and second among quarterbacks. The B-back combination of Renew and Isiaha Smith rushed for 1,352 yards and 10 touchdowns.

Thompson came to Charleston after coordinating the offense at Lenoir-Rhyne from 2010-13. Operating out of the triple option offense, Thompson's attack was tops in rushing in Division II in 2013, averaging 370.9 yards per game, and set the NCAA record for all divisions in rushing yards in a season with 5,563 while advancing to the Division II National Championship Game and a 13-2 overall record.

In 2012 Lenoir-Rhyne compiled 4,515 yards on the ground and finished second in the nation in rushing at 376.2 per game. The Bears also had their highest output of total offense in a season (430.6 ypg) since 1994 and averaged 35.2 points per game.

In 2011, Thompson guided Lenoir-Rhyne to nearly 400 yards of offense per game (397.0 ypg) while the squad averaged 33.6 points per outing. The Bears also ranked third in the nation in rushing (287.1 ypg), and quarterback Major Herron was named to the all-league first team. In his first season at L-R, Thompson headed up a Bear attack in 2010 that averaged more than 400 yards of total offense for the first time in 18 years and led Division II in rushing at 319.5 yards per game.

Thompson went to Lenoir-Rhyne after serving as an assistant coach at Bucknell for seven seasons. In 2009, Thompson served as the Bison's offensive coordinator in addition to his duties as recruiting coordinator and offensive line coach.

Prior to Bucknell, Thompson coached the 2001 and 2002 seasons at Northeastern where he oversaw the running backs and was the team's video coordinator. In 2002, Thompson helped lead the Huskies to the Atlantic 10 championship.

Thompson, a 1998 graduate of Norwich with a degree in peace, war and diplomacy, was a two-year letterman as a defensive back on the football squad. He began his coaching career at Dickinson in the fall of 1998 as a graduate assistant and worked with the outside linebackers before serving as the wide receivers coach at Stony Brook in 2000.

A native of Poughkeepsie, New York, Thompson is married to the former Tiffany Lebengood. The couple has five-year old twin daughters, Harper and Emma.

HEAD COACH BRENT THOMPSON

THE CITADEL UNDER BRENT THOMPSON

In August	0-1	When allowing 0-13 points	7-0	With less than 100 passing yards	24-26
In September	11-13	When allowing 14-20 points	10-4	With 100-199 passing yards	9-13
In October	13-13	When allowing 21-29 points	12-13	With 200-299 passing yards	0-2
In November	8-8	When allowing 30+ points	4-25	When out-gaining opponents	25-13
In December	0-1	When scoring first	20-10	When allowing less than 300 yards	14-7
In February	0-1	When leading after 1st quarter	18-6	When allowing 300-399 yards	16-15
In March	0-4	When tied after 1st quarter	9-4	When allowing 400-499 yards	3-11
In April	2-1	When trailing after 1st quarter	7-30	When allowing 500+ yards	1-8
In SoCon home games	12-14	When leading at halftime	22-3	When allowing less than 100 rush yards	16-6
In SoCon road games	14-13	When tied at halftime	1-4	When allowing 100-199 rush yards	10-20
In non-conference home games	4-4	When trailing at halftime	11-35	When allowing 200-299 rush yards	7-13
In non-conference road games	4-11	When leading after 3rd quarter	23-4	When allowing 300+ rush yards	0-3
vs. ranked FCS opponents at home	4-7	When tied after 3rd quarter	1-4	When allowing less than 100 pass yards	5-5
vs. ranked FCS opponents on road	1-7	When trailing after 3rd quarter	10-34	When allowing 100-199 pass yards	16-11
vs. FBS opponents	1-8	In overtime	4-3	When allowing 200-299 pass yards	8-14
In home day games	11-15	When gaining less than 300 yards	4-17	When allowing 300+ pass yards	4-9
In home night games	5-3	When gaining 300-399 yards	12-19	When scoring non-offense TD	7-1
In road day games	6-18	When gaining 400-499 yards	14-6	When allowing non-offense TD	4-11
In road night games	3-6	When gaining 500+ yards	4-0	When committing 3+ turnovers	1-13
In games decided by 10 points or less	18-14	When gaining less than 100 rush yards	0-3	When forcing 3+ turnovers	10-1
In games decided by 3 points or less	6-3	When gaining 100-199 rush yards	3-13	When leading time of possession	30-32
When scoring 0-13 points	0-13	When gaining 200-299 rush yards	7-18		
When scoring 14-20 points	4-10	When gaining 300-399 rush yards	15-8		
When scoring 21-29 points	10-14	When gaining 400-499 rush yards	7-0		
When scoring 30+ points	20-5	When gaining 500+ rush yards	2-0		

THE CITADEL GAME HIGHS UNDER THOMPSON

MOST POINTS SCORED

Team	Pts	Year
Samford	55	2019
Presbyterian	48	2017
ETSU	45	2016

FEWEST POINTS ALLOWED

Team	Pts	Year
VMI	3	2017
Presbyterian	7	2017
Furman	10	2019
ETSU	10	2016

MOST RUSHING YARDS

Team	Yds	Season
North Greenville	559	2016
Western Carolina	513	2016
Samford	463	2016

MOST PASSING YARDS

Team	Yds	Year
VMI	233	2019
Furman	223	2017
Samford	196	2019

MOST TOTAL YARDS

Opponent	Yds	Season
Western Carolina	602	2016
North Greenville	599	2016
Samford	542	2016

FEWEST TOTAL YARDS ALLOWED

Opponent	Yds	Year
Charleston Southern	75	2018
Western Carolina	121	2016
ETSU	208	2017
Furman	216	2019

MOST FIRST DOWNS

Opponent	1st	Season
North Greenville	33	2016
Western Carolina	30	2016
Presbyterian	29	2017

TIME OF POSSESSION

Opponent	Time	Season
Western Carolina	43:20	2016
Western Carolina	42:49	2022
North Carolina	42:25	2016
Samford	42:09	2019
Georgia Tech	41:50	2019

GAME DAY COACHES LOCATIONS

ON THE FIELD:

Brent Thompson _____ Head Coach
 Tony Grantham _____ Defensive Coordinator/Safeties
 Ron Boyd _____ Offensive Line
 Kevin Weston _____ Outside Linebackers/Special Teams
 Dominique Allen _____ A-Backs

PRESSBOX:

Lou Conte _____ Offensive Coordinator/QBs/B-Backs
 Brian Rucker _____ Wide Receivers
 John Ward _____ Inside Linebackers
 Tom Simi _____ Offensive Tackles/Tight Ends
 Liam Smith _____ Defensive Line
 Tra'Ves Bush _____ Cornerbacks

THE LAST TIME...

PASSING

30 Pass Attempts

CIT: 34 by Brandon Rainey vs. VMI (2019)

Opp.: 30 by Seth Morgan, VMI (2021)

40 Pass Attempts

CIT: 48 by Bart Blanchard vs. Georgia Southern (2008)

Opp.: 40 by Carlos Davis, Western Carolina (2021)

20 Completions

CIT: 23 by Tommy Edwards at Georgia Southern (2009)

Opp.: 30 by Carlos Davis, Western Carolina (2021)

200 Passing Yards

CIT: 233 by Brandon Rainey against VMI (2019)

Opp.: 232, Jimmy Weirick, Wofford (2022)

300 Passing Yards

CIT: 358 by Bart Blanchard vs. Georgia Southern (2008)

Opp.: 306, Liam Welch, Samford (2021)

400 Passing Yards

CIT: 428 by Kip Allen vs. Wofford (1985)

Opp.: 401 by Carlos Davis, Western Carolina (2021)

Three Touchdown Passes

CIT: 3 by Brandon Rainey vs. Western Carolina (2019)

Opp.: 3 by Jimmy Weirick, Wofford (2022)

Four Touchdown Passes

CIT: 6 by Bart Blanchard vs. Presbyterian (2009)

Opp.: 4 by Chase Brice, App State (2022)

RUSHING

25 Rushing Attempts

CIT: 28 by Jaylan Adams at Chattanooga (2021)

Opp.: 27 by Donnavan Spencer, Western Carolina (2021)

35 Rushing Attempts

CIT: 36 by Graeson Underwood at Western Carolina (2022)

Opp.: 35 by Jerick McKinnon, Georgia Southern (2010)

100 Rushing Yards

CIT: 129 by Graeson Underwood at Western Carolina (2022)

Opp.: 129, Desmond Reid, Western Carolina (2022)

200 Rushing Yards

CIT: 217 by Brandon Rainey vs. Samford (2018)

Opp.: 220, Donnavan Spencer, Western Carolina (2021)

Three Rushing Touchdowns

CIT: 3 by Brandon Rainey vs. Samford (2019)

Opp.: 3 by JeMar Lincoln, Furman (2018)

FCS Opp.: 3 by Mike Holloway, Charleston Southern (2015)

Four Rushing Touchdowns

CIT: 4 by Lorenzo Ward vs. Samford (2018)

Opp.: 4 by PJ Hill, Wisconsin (2007)

FCS Opp.: 4 by Chaz Williams, Georgia Southern (2004)

Two 100-Yard Rushers in Same Game

CIT: Jaylan Adams (188) and Logan Billings (112) vs. VMI (2021)

Opp.: Mike Holloway (172) and Darius Hammond (129), Charleston Southern (2015)

Three 100-Yard Rushers in Same Game

CIT: Dominique Allen (174), Tyler Renew (129), Cam Jackson (113) and Vinny Miller (100) at Coastal Carolina, 2015

Opp.: Brothel Cole (137), Steve Bishop (101), Mike Glenn (100), Furman (1980)

Four 100-Yard Rushers in Same Game

CIT: Dominique Allen (174), Tyler Renew (129), Cam Jackson (113) and Vinny Miller (100) at Coastal Carolina, 2015

Two Players with Three Rushing Touchdowns in Same Game

CIT: Erick Little (3) and Everette Sands (3) vs. Lees-McRae (1993)

RECEIVING

10 Receptions

CIT: 10 by Raleigh Webb vs. VMI (2019)

Opp.: 12 by Raphael Williams, Western Carolina (2021)

100 Receiving Yards

CIT: 107 by Raleigh Webb vs. ETSU (2019)

Opp.: Christian Horn, App State (2022)

Three Touchdown Receptions

CIT: 4 by Andre Roberts vs. Presbyterian (2009)

Opp.: 4 by Garris Schwarting, Charleston Southern (2021)

SPECIAL TEAMS

Three Field Goals Made

CIT: 3 by Cody Clark vs. Samford (2016)

Opp.: 3 by Caleb Dowden, Campbell (2022)

Four Field Goals Made

CIT: 5 by Eric Goins vs. VMI (2015)

Opp.: by JJ Jerman, ETSU (2018)

DEFENSE

20 Tackles

CIT: 23 by Rod Harland vs. Wofford (2011)

Opp.: 23 by Chandler Martin, ETSU (2022)

Three Sacks

CIT: 3.0 by Mitchell Jeter at Samford (2015)

Opp.: 3.0 by Patrick Hatcher, Samford (2008)

Two Interceptions

CIT: 2 by Dominick Poole at Western Carolina (2022)

Opp.: 2 by Tyree Robinson, ETSU (2018)

Interception Returned for Touchdown

CIT: Jay Smith (31 yards) vs. Furman (2021)

Opp.: Lance Wise (34 yards), Mercer (2021)

Two Interceptions Returned for Touchdowns in Same Game

CIT: Cortez Allen (7 yards) and Demetrius Jackson (52 yards) vs. Chowan (2010)

Four Interceptions

CIT: vs. VMI - Q. Washington (2), Malik Diggs, Tevin Floyd (2015)

Fumble Returned for Touchdown

CIT: Jonathan King (54 yards) at VMI (2016)

Opp.: Midnight Steward (94 yards), Samford (2021)

Safety Scored

CIT: TEAM vs. Chattanooga (2019)

Opp.: Wofford tackled Ben Dupree in end zone (2011)

Blocked Punt

CIT: Kyler Estes vs. Furman (2021)

Opp.: Theo Goodwin, Charleston Southern (2018)

Blocked Punt Returned for Touchdown

CIT: Hayden Johnson (0 yards) vs. Furman (2021)

Opp.: Darin Smalls (13 yards), Charleston Southern (2018)

Punt Returned for Touchdown

CIT: DeAndre Schoultz (81 yards) at Gardner-Webb (2016)

Opp.: Montrell Washington (68 yards), Samford (2021)

Two Punt Returns for Touchdowns in Same Game

CIT: Carlos Frank (53 and 80 yards) vs. Newberry (1997)

Kickoff Returned for Touchdown

CIT: Raleigh Webb (77 yards) vs. Charleston Southern (2018)

Opp.: Joshua Edwards (100 yards), North Greenville (2021)

Blocked Field Goal

CIT: Destin Mack vs. Mercer (2021)

Opp.: By VMI (2017)

Blocked Field Goal Returned for Touchdown

CIT: Demetrius Jackson (74 yards) vs. Chowan (2010)

Opp.: J.D. Dothard (64 yards), Chattanooga (2008)

Blocked PAT

CIT: Ken Allen at Alabama (2018)

Opp.: Timothy Jamison, Western Carolina (2021)

Defensive Extra Point Scored

CIT: Never

Opponent: Robert Mason, VMI (2003)

MISC

Earned Shutout

The Citadel: vs. Davidson, 69-0

Opponent: at App State, 0-49

Beat FBS Team

The Citadel: at Georgia Tech, 2019

NUMERICAL ROSTER

ALPHABETICAL			No.	Player	Pos.	Ht.	Wt.	Cl.	Hometown / Previous School
96	Josh Adado	DL	0	Andy Davis	LB	6-0	200	Sr.	Canton, Ga. / Creekview
25	Noah Alberry	DB	2	Thomas Wyatt	LB	6-3	220	Fr.	McKeesport, Pa. / McKeesport
79	Carson Arnold	DL	3	Melvin Ravenel	DB	6-3	175	RFr.	Goose Creek, S.C. / Goose Creek
87	Ben Barnes	K	4	Dominick Poole	DB	6-0	175	So.	Randleman, N.C. / Randleman
57	Mike Bartilucci	OL	5	Chris Beverly	DB	5-10	181	Sr.	Tallahassee, Fla. / Wakulla
29	Elijah Bass	LB	6	Hasan Black	LB	6-2	225	Sr.	Wyoming, Ohio / Wyoming
45	Drew Beard	DB	7	Destin Mack	DB	6-0	190	Gr.	Macon, Ga. / Tattall Square
5	Chris Beverly	DB	8	Brian Horn	LB	6-1	195	Gr.	Columbia, S.C. / Westwood
23	Logan Billings	B-Back	9	Ethan Greenwood	QB	6-0	180	Fr.	Baldwin, N.Y. / Kellenberg Memorial
6	Hasan Black	LB	10	Travon Wallace	DB	6-0	190	Gr.	Jacksonville, Fla. North Carolina Central
	Tim Blair	A-Back	11	Ahmad Green	QB	5-10	175	RFr.	Baltimore, Md. / May River
70	Zach Blanchard	OL	12	Kam White	WR	6-1	190	Gr.	Rome, Ga. / Jacksonville State
49	Marquise Blount	LB	13	Peyton Derrick	QB	6-2	200	Gr.	Conway, S.C. / Wofford
	Desmond Boatwright	B-Back	14	Tripp Williams	QB	6-1	215	Fr.	Charleston, S.C. / Philip Simmons
58	Maurice Bonneau Jr.	LB	15	Avery Dixon	DB	6-1	170	Fr.	Concord, Va. / Rustburg
64	Garrett Bonneville	OL	16	Varney Layman	QB	6-1	192	RFr.	Concord, N.C. / Cox Mill
	Nai'Ryan Bookert	WR	17	Carson Walter	DB	6-0	204	Gr.	Fayetteville, Ga. / Birmingham Southern
97	Ben Brockington	OL	18	Graeson Underwood	QB	6-0	225	RSo.	Irmo, S.C. / Dutch Fork
	Waverly Brooks	DL	19	Jay Graves-Billips	A-Back	5-11	185	RFr.	Mobile, Ala. / St. Paul's Episcopal
35	Chase Burton	WR	20	Michael McDowell	DL	6-1	215	Sr.	Boiling Springs, S.C. / Boiling Springs
52	Jamal Camp	OL	21	Caleb Deveaux	DB	6-1	213	Sr.	Waxhaw, N.C. / Marvin Ridge
88	Tyler Cherry	WR	22	JJ Hudson	A-Back	5-11	185	Fr.	Anderson, S.C. / Navy Prep
56	Josh Cole	LB	23	Logan Billings	B-Back	6-0	200	Jr.	Spartanburg, S.C. / Boiling Springs
69	Phillip Collins	DL	24	Wilson Hendricks III	DB	6-1	200	Jr.	Travelers Rest, S.C. / Travelers Rest
39	Ricky Conway	A-Back	25	Noah Alberry	DB	5-11	175	RSo.	Spartanburg, S.C. / Dorman
40	Johnny Crawford III	A-Back	26	Braden Walker	B-Back	6-0	215	Jr.	Lexington, S.C. / River Bluff
0	Andy Davis	LB	27	Cooper Wallace	A-Back	5-10	195	Jr.	Florence, S.C. / West Florence
13	Peyton Derrick	QB	28	Nkem Njoku	A-Back	5-9	195	Gr.	Hampton, Ga. / St. Pius X Catholic
21	Caleb Deveaux	DB	29	Elijah Bass	LB	6-0	220	RFr.	Stafford, Va. / Colonial Forge
48	Saul Diaz	LB	30	Joseph Poole	DB	6-2	175	So.	Easley, S.C. / St. Joseph's Catholic
15	Avery Dixon	DB	31	Cale Williams	DB	6-0	195	Fr.	Canton, Ga. / Creekview
50	Jackson Dorris	LB	32	Orlando Jones	B-Back	5-10	242	Gr.	Fredericksburg, Va. / SMU
53	Tereis Drayton	OL	33	Tyler Long	DB	6-0	195	Jr.	St. Petersburg, Fla. / St. Petersburg
77	Steven Duff	OL	34	Sam Llewellyn	B-Back	5-11	199	Sr.	Fort Lauderdale, Fla. / St. Thomas Aquinas
59	Alex Dure	OL	35	Chase Burton	WR	6-2	190	Fr.	Anderson, S.C. / T.L. Hanna
75	Hi'keem Elmore	DL	38	Hayden Johnson	A-Back	5-11	185	So.	York, S.C. / Clover
63	Cole England	OL	39	Desmond Boatwright	B-Back	5-10	190	Fr.	Hopkins, S.C. / Blythewood
41	Kyler Estes	LB	39	Ricky Conway	A-Back	5-10	180	Gr.	Lindenhurst, N.Y. / Long Island
	Justice Gilliard	DB	40	Johnny Crawford III	A-Back	5-8	180	Fr.	Moore Haven, Fla. / Clewiston
74	Ethan Goyette	OL	41	Kyler Estes	LB	6-2	220	Gr.	Tallahassee, Fla. / North Florida Christian
19	Jay Graves-Billips	A-Back	42	Corey Ibrahim	A-Back	5-10	196	Fr.	Raleigh, N.C. / Myrtle Beach Collegiate
11	Ahmad Green	QB	43	Je'Mazin Roberts	LB	6-2	240	So.	Milledgeville, Ga. / John Milledge Academy
68	Ernie Greenwood	OL	44	Carson Hatchett	DL	6-3	260	Jr.	Blountstown, Fla. / Blountstown
9	Ethan Greenwood	QB	45	Drew Beard	DB	5-9	160	So.	Lexington, S.C. / River Bluff
72	Josh Greenwood	DB	46	Rett Russell	LB	6-3	205	Gr.	Acworth, Ga. / Wofford
	Jack Grider	QB	47	Jay Lagroon	LB	6-3	200	Jr.	Anderson, S.C. / T.L. Hanna
44	Carson Hatchett	DL	48	Saul Diaz	LB	6-3	230	Jr.	Blythewood, S.C. / Hammond
24	Wilson Hendricks III	DB	49	Marquise Blount	LB	6-3	223	Gr.	Charlotte, N.C. / Vance
73	John Hewlett	DL	50	Jackson Dorris	LB	6-1	200	So.	Simpsonville, S.C. / Southside Christian
81	Christian Hilton	WR	52	Jamal Camp	OL	6-2	289	Gr.	Cumming, Ga. / Georgia Tech
8	Brian Horn	LB	53	Tereis Drayton	OL	6-2	280	Jr.	Charleston, S.C. / James Island
22	JJ Hudson	A-Back	55	Bryson Jones	OL	6-1	265	So.	Greenwood, S.C. / Emerald
42	Corey Ibrahim	A-Back	56	Josh Cole	LB	6-3	215	Fr.	Roswell, Ga. / Fellowship Christian School
93	Chris Iverson	DL	57	Mike Bartilucci	OL	6-1	280	RFr.	Jacksonville, Fla. / Fletcher
38	Hayden Johnson	A-Back	58	Maurice Bonneau Jr.	LB	6-1	225	Fr.	Rock Hill, S.C. / Rock Hill
	Tanner Johnson	LB	59	Alex Dure	OL	6-2	295	Fr.	Lake Butler, Fla. / Union County
76	Wheeler Johnson	DL	60	Walker Merritt	OL	6-2	270	So.	Powdersville, S.C. / Powdersville
55	Bryson Jones	OL	61	JR Raub	OL	6-1	275	Fr.	Brooklet, Ga. / Southeast Bulloch
32	Orlando Jones	B-Back	62	Hayes Swillen	OL	6-2	250	Fr.	Easley, S.C. / Wren
85	Steele Judy	LS	63	Cole England	OL	6-4	245	RFr.	Laurens, S.C. / Laurens
99	Colby Kintner	K	64	Garrett Bonneville	OL	6-3	260	RFr.	Bluffton, S.C. / May River
47	Jay Lagroon	LB	65	Sawyer Whitman	OL	6-1	285	Fr.	Gaffney, S.C. / Gaffney
16	Varney Layman	QB	66	Jordan Marks	DL	5-10	280	RFr.	Alpharetta, Ga. / Centennial
95	Andrew Lewis	LB	67	Connor Nickles	OL	5-11	255	RFr.	Abbeville, S.C. / Abbeville
34	Sam Llewellyn	B-Back	68	Ernie Greenwood	OL	6-2	300	RFr.	Rock Hill, S.C. / South Pointe
33	Tyler Long	DB	69	Phillip Collins	DL	5-11	265	RFr.	Aiken, S.C. / Aiken
	Wilson Long	TE	70	Zach Blanchard	OL	6-2	285	So.	Clover, S.C. / Clover
7	Destin Mack	DB	71	Cameron Moewe	OL	6-4	250	So.	Jacksonville, Fla. / Bishop Kenny
	Skylar Mack	LB	72	Josh Greenwood	DL	6-1	240	Fr.	Rock Hill, S.C. / South Pointe
	Kaiser Maimaiti	P	73	John Hewlett	DL	6-0	260	RFr.	Beaufort, S.C. / Thomas Heyward Academy
66	Jordan Marks	DL	74	Ethan Goyette	OL	6-3	235	So.	Stafford, Va. / Mountain View
86	Jack McCall	LS	75	Hi'keem Elmore	DL	5-10	265	Jr.	Orangeburg, S.C. / Edisto
20	Michael McDowell	DL	76	Wheeler Johnson	DL	6-2	275	Fr.	Washington, N.C. / Washington
			77	Steven Duff	OL	6-2	250	Fr.	St. Petersburg, Fla. / Northeast
			78	Bryson Peppers	OL	6-1	250	RFr.	Greenwood, S.C. / Greenwood

NUMERICAL ROSTER

79	Carson Arnold	DL	6-3	230	Fr.	Charleston, S.C. / Oceanside Collegiate
80	Landon Owens	WR	6-2	195	RFr.	Monroe, Ga. / Prince Avenue Christian
81	Christian Hilton	WR	6-1	205	Fr.	Granville, Ohio / Granville
82	Ha'Keem Monroe	WR	6-3	185	Fr.	Tampa, Fla. / Lennard
83	Tyson Trottier	WR	6-3	195	So.	Lexington, S.C. / River Bluff
84	Alex Sloan	TE	6-3	219	Gr.	Saratoga, Calif. / Holy Cross
85	Steele Judy	LS	5-9	215	Jr.	Moncks Corner, S.C. / Berkeley
86	Jack McCall	LS	5-8	165	Fr.	Columbia, S.C. / Hammond
87	Ben Barnes	K	5-10	185	Fr.	Medina, Ohio / Buckeye
88	Tyler Cherry	WR	6-1	195	So.	Piedmont, S.C. / Wren
89	Ben Steele	P	5-8	155	So.	Wake Forest, N.C. / Heritage
90	James Platte	P	5-11	170	So.	Aiken, S.C. / South Aiken
91	Deonte Stackhouse	DL	6-5	247	RFr.	Mullins, S.C. / Creek Bridge
92	KJ Pierce	DL	6-1	310	So.	Concord, N.C. / Northwest Cabarrus
93	Chris Iverson	DL	6-0	285	RFr.	Richmond, Va. / Life Christian Academy
94	Zach Sterr	K/P	6-2	230	Gr.	Galloway, N.J. / Duquesne
95	Andrew Lewis	LB	6-5	195	Jr.	Ponte Vedra Beach, Fla. / Ponte Vedra
96	Josh Adado	DL	6-2	255	Gr.	Holt, Mich. / Northwood
97	Ben Brockington	OL	6-1	278	Jr.	Orangeburg, S.C. / Orangeburg-Wilkinson
98	Jay Smith	DL	6-1	270	Gr.	Charleston, S.C. / West Ashley
99	Colby Kintner	K	6-2	210	Jr.	Windermere, Fla. / Olympia
	Tim Blair	A-Back	5-9	150	Fr.	Soperton, Ga. / Treutlen County
	Waverly Brooks	DL	6-2	260	Fr.	Rock Hill, S.C. / Rock Hill
	Justice Gilliard	DB	6-1	170	Fr.	Yorktown, Va. / Grafton
	Jack Grider	QB	6-0	186	Fr.	Dillon, S.C. / Dillon
	Tanner Johnson	LB	6-0	200	Fr.	Lexington, S.C. / Lexington
	Wilson Long	TE	6-3	190	Fr.	Roswell, Ga. / Fellowship Christian
	Skylar Mack	LB	6-1	210	Jr.	Orangeburg, S.C. / Spring Valley
	Kaiser Maimaiti	P	6-3	195	So.	Sugar Land, Texas / Clements
	Sammy Montiel	QB	6-0	185	So.	Beaumont, Calif. / Diamond Ranch
	Andrew Oliver	DB	6-0	210	Fr.	Lake Oswego, Oregon / Lakeridge
	Will Ramey	WR	6-1	175	So.	Charleston, S.C. / Philip Simmons
	Miles Scott	LB	6-1	205	So.	Greenville, S.C. / Eastside
	Alex Shirley	LS	6-0	215	So.	Greenville, S.C. / Eastside
	Hayden Vasquez	QB	6-1	207	Fr.	West Columbia, S.C. / Palmetto Prep Academy
	Dom Tarantino	WR	6-3	190	Fr.	Ellijay, Ga. / Gilmer

60	Walker Merritt	OL
71	Cameron Moewe	OL
82	Ha'Keem Monroe	WR
	Sammy Montiel	QB
67	Connor Nickles	OL
28	Nkem Njoku	A-Back
	Andrew Oliver	DB
80	Landon Owens	WR
78	Bryson Peppers	OL
92	KJ Pierce	DL
90	James Platte	P
4	Dominick Poole	DB
30	Joseph Poole	DB
	Will Ramey	WR
61	JR Raub	OL
3	Melvin Ravenel	DB
43	Je'Mazin Roberts	LB
46	Rett Russell	LB
	Miles Scott	LB
	Alex Shirley	LS
84	Alex Sloan	TE
98	Jay Smith	DL
91	Deonte Stackhouse	DL
89	Ben Steele	P
94	Zach Sterr	K/P
62	Hayes Swillen	OL
	Dom Tarantino	WR
83	Tyson Trottier	WR
18	Graeson Underwood	QB
	Hayden Vasquez	QB
26	Braden Walker	B-Back
27	Cooper Wallace	A-Back
10	Travon Wallace	DB
17	Carson Walter	DB
12	Kam White	WR
65	Sawyer Whitman	OL
31	Cale Williams	DB
14	Tripp Williams	QB
2	Thomas Wyatt	LB

Head Coach:

Assistant Coaches:

Brent Thompson (Norwich, 1998), 7th season
 Lou Conte (Offensive Coordinator / QBs / B-Backs)
 Tony Grantham (Defensive Coordinator / Safeties)
 Ron Boyd (Offensive Line)
 Brian Rucker (Wide Receivers)
 John Ward (Inside Linebackers / Academic Coordinator)
 Kevin Weston (Outside Linebackers/Special Teams)
 Tom Simi (Offensive Tackles / Tight Ends)
 Liam Smith (Defensive Line)
 Dominique Allen (A-Backs)
 Tra'Ves Bush (Corners)
 Cade Yeager (Defensive Quality Control)
 Kevin Wilson (Offensive Quality Control)
 Andy Clawson (Assistant AD / Sports Medicine)
 Joe Varga (Strength and Conditioning)
 Joe Call (Assistant to the Head Coach)
 Dennis Carlson (Video)
 Kate Yeager (Director of Personnel)

THE CITADEL PRONUNCIATIONS

21	Caleb Deveaux	Duh-VO
28	Nkem Njoku	Nuh-kem N-Joe-coo
	Nai/Ryan Booker	Nuh-Ryan
34	Sam Llewellyn	Lew-EL-in
41	Kyler Estes	S-Tees
49	Marquise Blount	Mar-KEESE Blunt
53	Tereis Drayton	Tear-E-us
59	Je'Mazin Roberts	Juh-MAZE-in
71	Cameron Moewe	Maui
74	Ethan Goyette	Goy-ett

DEPTH CHART

OFFENSE

WR	81	Christian Hilton	6-1	205	Fr.
	82	Ha'Keem Monroe	6-3	185	Fr.
LT	71	Cameron Moewe	6-4	250	RFr.
	63	Cole England	6-4	245	RFr.
LG	55	Bryson Jones	6-1	265	So.
	65	Sawyer Whitman	6-1	285	Fr.
C	57	Mike Bartilucci	6-1	280	RFr.
	70	Zach Blanchard	6-2	285	So.
RG	70	Zach Blanchard	6-2	285	So.
	65	Sawyer Whitman	6-1	285	Fr.
RT	53	Tereis Drayton	6-2	280	Jr.
	74	Ethan Goyette	6-3	245	So.
TE	97	Ben Brockington	6-1	278	Jr.
	84	Alex Sloan	6-3	219	Gr.
QB	18	Graeson Underwood	6-0	225	RSo.
	11	Ahmad Green	5-10	175	RFr.
A-BACK	27	Cooper Wallace	5-10	195	Jr.
	19	Jay Graves-Billips	5-11	185	RFr.
B-BACK	26	Braden Walker	6-0	215	So.
	34	Sam Llewellyn	5-11	199	Sr.
	32	Orlando Jones	5-10	242	Gr.
A-BACK	28	Nkem Njoku	5-9	195	Gr.
	39	Ricky Conway	5-10	180	Gr.
	40	Johnny Crawford III	5-8	180	Fr.

DEFENSE

DE	44	Carson Hatchett	6-3	260	So.
	20	Michael McDowell	6-1	215	RSo.
NT	92	KJ Pierce	6-1	310	RFr.
	75	Hi'keem Elmore	5-10	265	Jr.
DT	98	Jay Smith	6-1	270	Gr.
	96	Josh Adado	6-2	255	Gr.
SAM	8	Brian Horn	6-1	195	Sr.
	46	Rett Russell	6-3	205	Gr.
MIKE	41	Kyler Estes	6-2	220	Gr.
	43	Je'Mazin Roberts	6-2	240	So.
MO	6	Hasan Black	6-3	235	Jr.
	0	Andy Davis	6-0	200	Jr.
WILL	49	Marquise Blount	6-3	223	Gr.
	2	Thomas Wyatt	6-3	220	Fr.
CB	7	Destin Mack	6-0	190	Gr.
	3	Melvin Ravenel	6-3	175	RFr.
FS	5	Chris Beverly	5-10	181	Sr.
	17	Carson Walter	6-0	204	Gr.
SS	10	Travon Wallace	6-0	190	Gr.
	21	Caleb Deveaux	6-1	213	Sr.
CB	4	Dominick Poole	6-0	175	So.
	31	Cale Williams	6-0	195	Fr.

SPECIALISTS

PK	99	Colby Kintner	6-2	210	So.
	94	Zach Sterr	6-2	230	Gr.
LS	85	Steele Judy	5-9	215	RSo.
	77	Alex Shirley	6-0	215	So.
KO	99	Colby Kintner	6-2	210	So.
	94	Zach Sterr	6-2	230	Gr.
KR	19	Jay Graves-Billips	5-11	185	RFr.
	27	Cooper Wallace	5-10	195	Jr.
P	90	James Platte	5-11	170	So.
	94	Zach Sterr	6-2	230	Gr.
PR	4	Dominick Poole	5-11	175	So.
	7	Destin Mack	6-0	190	Gr.
H	86	Jack McCall	5-8	165	Fr.
	45	Drew Beard	5-9	160	So.

GAME-BY-GAME STARTERS

2022 GAME BY GAME STARTERS

OFFENSE

	WR	LT	LG	C	RG	RT	WR/TE	A-BACK	A-BACK	B-BACK	QB
CAM	Cherry	Moewe	Jones	Bartilucci	Blanchard	Drayton	Brockington	Njoku	Wallace	Billings	Derrick
ETSU	Cherry	Moewe	Whitman	Blanchard	Jones	Drayton	Brockington	Njoku	Wallace	Billings	Derrick
MER	Cherry	Moewe	Jones	Bartilucci	Blanchard	Drayton	Hilton	Njoku	Wallace	Billings	Derrick
ASU	Hilton	Moewe	Jones	Bartilucci	Blanchard	Drayton	Conway	Njoku	Wallace	Billings	Derrick
FUR	Hilton	Moewe	Jones	Bartilucci	Blanchard	Drayton	Sloan	Njoku	Wallace	Billings	Green
WOF	Hilton	Moewe	Jones	Bartilucci	Blanchard	Drayton	Brockington	Njoku	Wallace	Llewellyn	Derrick
WCU	Hilton	Moewe	Jones	Bartilucci	Blanchard	Drayton	Sloan	Njoku	Wallace	Walker	Underwood
SAM											
CHATT											
VUL											
VMI											

DEFENSE

	DE	NT	DT	SAM	MIKE	MO	WILL	CB	FS	SS	CB
CAM	Hatchett	Pierce	Smith	Horn	Estes	Black	Blount	Mack	Beverly	Hendricks	Poole
ETSU	Hatchett	Pierce	Smith	Horn	Estes	Black	Wyatt	Mack	Beverly	Wallace	Poole
MER	Hatchett	Pierce	Smith	Horn	Estes	Black	Wyatt	Mack	Beverly	Wallace	Poole
ASU	Hatchett	Pierce	Smith	Horn	Estes	Black	Wyatt	Mack	Beverly	Wallace	Poole
FUR	Hatchett	Pierce	Smith	Horn	Estes	Black	Blount	Mack	Beverly	Wallace	Poole
WOF	Hatchett	Pierce	Smith	Horn	Estes	Black	Blount	Mack	Beverly	Wallace	Poole
WCU	Hatchett	Pierce	Smith	Horn	Estes	Black	Blount	Mack	Beverly	Wallace	Poole
SAM											
CHATT											
VUL											
VMI											

STARTS CHART

OFFENSE	'22	'21	'20	'19	'18	TOT	CONS.	DEFENSE	'22	'21	'20	'19	'18	TOT	CONS.
28 Nkem Njoku, RB, Gr.	7	9	7	9	1	33	7	5 Chris Beverly, DB, Gr.	7	7	4	12	9	39	7
27 Cooper Wallace, RB, Jr.	7	2	9	--	--	18	9	7 Destin Mack, DB, Gr.	7	11	11	10	3	42	23
53 Tereis Drayton, OL, Jr.	7	11	11	--	--	29	27	49 Marquise Blount, LB, Gr.	4	11	12	8	--	35	3
97 Ben Brockington, TE, Jr.	3	5	6	--	--	14	--	0 Andy Davis, DB, Jr.	--	8	8	2	--	18	--
71 Cameron Moewe, OL, So.	7	6	4	--	--	17	12	98 Jay Smith, DL, Gr.	7	11	11	--	--	29	22
88 Tyler Cherry, WR, So.	3	6	--	--	--	9	--	8 Brian Horn, LB, Gr.	7	11	9	--	--	27	27
23 Logan Billings, RB, Jr.	5	6	--	--	--	11	--	44 Carson Hattchett, DL, So.	7	8	8	--	--	23	13
55 Bryson Jones, OL, So.	7	--	--	--	--	7	7	41 Kyler Estes, LB, Gr.	7	5	4	--	--	16	11
13 Peyton Derrick, QB, Gr.	5	--	--	--	--	5	--	4 Dominick Poole, DB, So.	7	9	--	--	--	16	16
57 Mike Bartilucci, OL, RFr.	6	--	1	--	--	7	5	24 Wilson Hendricks, III, DB, So.	1	9	2	--	--	12	--
70 Zach Blanchard, OL, So.	7	3	1	--	--	11	7	6 Hasan Black, LB, Jr.	7	--	2	4	--	13	7
65 Sawyer Whitman, OL, Fr.	1	--	--	--	--	1	--	92 KJ Pierce, DL, So.	7	4	--	--	--	11	7
81 Christian Hilton, WR, Fr.	5	--	--	--	--	5	5	10 Travon Wallace, DB, Gr.	6	--	--	--	--	6	6
39 Ricky Conway, WR, Gr.	1	--	--	--	--	1	--	2 Thomas Wyatt, LB, Fr.	3	--	--	--	--	3	--
84 Alex Sloan, TE, Gr.	2	--	--	--	--	2	2	20 Michael McDowell, DL, Gr.	--	2	--	--	--	2	--
11 Ahmad Green, QB, RFr.	1	--	--	--	--	1	--	21 Caleb Deveaux, DB, Gr.	--	--	2	--	--	2	--
18 Graeson Underwood, QB, So.	1	--	--	--	--	1	1	75 Hi'Keem Elmore, DL, Jr.	--	--	2	--	--	2	--
								48 Saul Diaz, LB, Jr.	--	1	--	--	--	1	--

MISCELLANEOUS STATS

OPP.	CAPTAINS	TOSS	CHOICE	1ST PLAY	1ST POSS.	2H POSS.	JERSEYS	PANTS
CAM	Beverly, Davis, Drayton, Horn	Loss	Kick	Billings rush	FG	Fumble	White	White
ETSU	Beverly, Billings, Drayton, Horn	Loss	Receive	Billings rush	FG	Punt	Infantry	Flag
MER	Drayton, Horn, Mack, Njoku	Loss	Receive	Billings rush	Punt	Punt	White	Flag
ASU	Beverly, Davis, Derrick, Horn	Win	Kick	Billings rush	Punt	Interception	White	White
FUR	Beverly, Billings, Drayton, Horn	Win	Kick	Wallace rush	Downs	Fumble	Infantry	Flag
WOF	Beverly, Drayton, Horn	Loss	Receive	Wallace rush	Punt	Downs	White	Flag
WCU	Beverly, Drayton, Horn	Loss	Kick	Underwood rush	TD	TD	White	White
SAM								
CHATT								
VUL								
VMI								

SOCON STANDINGS - RESULTS

2022 SOUTHERN CONFERENCE STANDINGS

Team	W-L	Pct.	H	A	Streak	W-L	Pct.	H	A	Streak
Chattanooga	4-0	1.000	3-0	1-0	W4	6-1	.857	4-0	2-1	W3
Samford	4-0	1.000	2-0	2-0	W4	6-1	.857	3-0	3-1	W5
Furman	4-1	.800	1-1	3-0	W3	6-2	.750	2-1	4-1	W3
Mercer	4-1	.800	3-0	1-1	L1	6-2	.750	4-0	2-2	L1
The Citadel	2-3	.400	1-1	1-2	W1	2-5	.286	1-1	1-4	W1
Wofford	1-3	.250	1-1	0-2	W1	1-6	.143	1-2	0-4	W1
ETSU	1-5	.167	0-3	1-2	L2	3-5	.375	1-3	2-2	L2
Western Carolina	1-4	.200	1-1	0-3	L3	3-5	.375	2-1	1-4	L3
VMI	0-4	.000	0-2	0-2	L4	1-6	.143	1-3	0-3	L5



THIS WEEK'S SCHEDULE

Saturday, October 29

Mercer at VMI, 1:30 p.m.

ETSU at Wofford, 1:30 p.m.

Chattanooga at Furman, 2 p.m.

Samford at The Citadel, 2 p.m.

LAST WEEK'S RESULTS

Saturday, October 22

Chattanooga 41, Mercer 21

Furman 41, VMI 3

The Citadel 34, Western Carolina 21

Samford 55, ETSU 45

SOCON PLAYERS OF THE WEEK

Sept. 5

Offense _____ Michael Heirs, SAM

Defense _____ Reuben Lowery III, UTC

Specialist _____ Richard McCollum, WCU

Sept. 12

Offense _____ Preston Hutchinson, UTC

Defense _____ Chandler Martin, ETSU

Specialist _____ Colby Kintner, CIT

Sept. 19

Offense _____ Preston Hutchinson, UTC

Defense _____ Hugh Ryan, FUR

Specialist _____ Ian Williams, FUR

Sept. 26

Offense _____ Michael Hiers, SAM

Defense _____ Isaiah Richardson, SAM

Specialist _____ Richard McCollum, WCU

Oct. 3

Offense _____ Jaylan Thomas, SAM

Defense _____ Nathan East, SAM

Specialist _____ Tyler Keltner, ETSU

Oct. 10

Offense _____ Jacob Saylor, ETSU

Defense _____ Isaac Dowling, MER

Specialist _____ Tyler Keltner, ETSU

Oct. 17

Offense _____ Dominic Roberto, FUR

Defense _____ Michael Campbell, MER

Specialist _____ Matt Sochovka, FUR

Oct. 24

Offense _____ Michael Hiers, SAM

Defense _____ Kameron Brown, UTC

Specialist _____ Zach Williams, SAM

Oct. 31

Offense

Defense

Specialist

Nov. 7

Offense

Defense

Specialist

Nov. 14

Offense

Defense

Specialist

Nov. 21


Offense

Defense

Specialist

2022 GAME RECAPS

Sept. 1 • Barker Lane Stadium • Buies Creek, N.C.

	THE CITADEL	10
	CAMPBELL	29

BUIES CREEK, N.C. -- The Citadel opened the 2022 season with a 29-10 setback at Campbell.

The Bulldog offense put together a strong opening drive as they used 14 plays to get deep into Campbell territory. The drive ended with a 33-yard field goal from Colby Kintner. It marked the first time since 2016 that the Bulldogs scored on their opening possession of the season.

The defense came up with some big stops throughout the game as they held the Fighting Camels to just two field goals in the third quarter.

The offense reached the end zone for the first time in the fourth quarter as Peyton Derrick ended a six-play drive with a 19-yard touchdown pass to Tyler Cherry.

Cooper Wallace led the offense by rushing for 53 yards on 10 carries. Logan Billings carried seven times for 43 yards.

Peyton Derrick made his first start as a Bulldog, rushing for 38 yards on 10 carries. He also went 3-for-5 for 35 yards and a touchdown.

Tyler Cherry was on the receiving end of two passes for 30 yards and a score.

Hasan Black led the defense with eight tackles, while Wilson Hendricks III and Dominick Poole each added seven stops.

Scoring Summary	1	2	3	4	F
The Citadel	3	0	0	7	10
Campbell	7	10	6	6	29

1st Quarter

12:27 CAM - Anderson 14yd pass from Williams (Dowden kick)
3:55 CIT - Kintner 33yd field goal

2nd Quarter

14:18 CAM - McDowell 7yd rush (Dowden kick)
0:04 CAM - Dowden 36yd field goal

3rd Quarter

11:20 CAM - Dowden 31yd field goal
2:43 CAM - Dowden 26yd field goal

4th Quarter

5:57 CAM - Barr 2yd rush (kick failed)
2:53 CIT - Cherry 19yd pass from Derrick (Kintner kick)

Team Statistics	CIT	CAM
First Downs	13	22
Rush Att.-Net Yards	48-187	39-198
Passing C-A-Int.	3-5-2	12-21-0
Net Passing Yards	35	175
Offensive Plays	53	60
Total Offense	222	373
Fumbles-Lost	3-1	1-1
Penalties-Yards	9-83	9-85
Punts-Average	3-22.0	2-38.5
3rd Down Conversion	4-13	6-13
Time of Possession	36:34	23:26

Rushing

CIT - Wallace 10-53, Billings 7-43, Derrick 10-38, Llewellyn 13-26, Njoku 4-13, Conway 3-12, Walker 1-2; CAM - Barr 19-107, Jackson 8-36, McDowell 5-36, Williams 7-19.

Passing

CIT - Derrick 3-5-2-35-1; CAM - Williams 12-21-0-175-1.

Receiving

CIT - Cherry 2-30, Wallace 1-5; CAM - Anderson 4-65, Hite 3-36, Hill 2-45, Kelsey 1-14, Fitzgerald 1-12, Barr 1-3.

Attendance: 4,010

Sept. 10 • Johnson Hagood Stadium • Charleston, S.C.

	#8/9 ETSU	17
	THE CITADEL	20

CHARLESTON, S.C. -- Colby Kintner connected on a 39-yard field goal as time expired to give The Citadel a 20-17 victory over No. 8/9 ETSU in the Southern Conference opener for both teams.

The Bulldogs got the offense going on the opening possession as they drove 59 yards and got on the board with a 36-yard Kintner field goal.

The lead would grow in the second quarter after a 14-play drive ended with a 17-yard touchdown pass from Peyton Derrick to Tyler Cherry.

The Citadel scored its third touchdown of the game in the third quarter after a 50-yard punt return from Dominick Poole set the Bulldogs up in the red-zone. Nkem Njoku finished off the drive with a five-yard touchdown run.

The defense came up big early in the fourth quarter as Destin Mack picked off a pass in the end zone to keep the Dogs in the lead.

After a punt pinned the Bulldogs at their own three-yard line late in the game, Logan Billings broke of back-to-back runs that covered 63 yards. The drive would cover 75 yards, all on the ground, over the final 3:05 of the game.

Billings led the ground attack with 102 yards on 15 carries.

Peyton Derrick finished 7-of-12 for 81 yards and a touchdown.

Carson Hatchett led the defense with seven tackles, while Hasan Black added six tackles and a sack.

Scoring Summary	1	2	3	4	F
ETSU	0	7	7	3	17
The Citadel	3	7	7	3	20

1st Quarter

10:50 CIT - Kintner 36yd field goal

2nd Quarter

3:50 CIT - Cherry 17yd pass from Derrick (Kintner kick)
1:03 ETSU - Huzzie 2yd pass from Riddell (Keltner kick)

3rd Quarter

3:01 CIT - Njoku 5yd run (Kintner kick)
2:09 ETSU - Saylor 56yd run (Keltner kick)

4th Quarter

7:39 ETSU - Keltner 28yd field goal
0:00 CIT - Kintner 39yd field goal

Team Statistics	ETSU	CIT
First Downs	17	19
Rush Att.-Net Yards	27-183	57-246
Passing C-A-Int.	13-24-1	7-12-0
Net Passing Yards	168	81
Offensive Plays	51	69
Total Offense	351	327
Fumbles-Lost	0-0	0-0
Penalties-Yards	8-80	12-71
Punts-Average	4-39.2	5-31.2
3rd Down Conversion	2-8	5-14
Time of Possession	20:44	39:16

Rushing

CIT - Billings 15-102, Derrick 17-48, Graves-Billips 3-39, Llewellyn 11-37, Jones 6-18, Njoku 1-5, Wallace 3-(-1); ETSU - Saylor 24-187, Johnson 1-1, Riddell 2-(-5).

Passing

CIT - Derrick 7-12-0-81-1; ETSU - Riddell 13-24-1-168-1.

Receiving

CIT - Cherry 3-41, Wallace 2-23, Conway 2-17; ETSU - Huzzie 5-51, Wilson 3-37, Carter 2-16, Saylor 1-46, West 1-16, Frierson 1-2.

Attendance: 8,573

Sept. 17 • Five Star Stadium • Macon, Ga.

	THE CITADEL	0
	#20 MERCER	17

MACON, Ga. -- The Citadel and Mercer were locked in a scoreless game at halftime, before the No. 20 Bears found the end zone in the second half for a 17-0 victory.

The Bulldogs got the first break of the game as the Bears fumbled a punt inside the 20-yard line. The Citadel was not able to capitalize as they turned the ball back over at the one-yard line.

Mercer put together a scoring drive in the second quarter, but Kyle Estes was able to force a fumble in the red-zone that was recovered by Dominick Poole.

Both teams had opportunities to get on the board in the kicking game, but both field goal attempts were unsuccessful.

The Bears were able to get on the board on their opening possession of the second half, then added a second touchdown late in the quarter.

Hasan Black led the defense with eight tackles, while Kyle Estes and Carson Hatchett each finished with seventh.

Destin Mack and Dominick Poole each recovered a fumble.

Sam Llewellyn led the offense with 22 yards on the ground, while Logan Billings finished with 21 yards.

Peyton Derrick went 7-of-17 for 59 yards, while rushing for 10 yards.

Christian Hilton made his first career catch in his first start.

James Platte averaged 43.4 yards on eight punts, including five punts downed inside the 20-yard line.

Scoring Summary	1	2	3	4	F
The Citadel	0	0	0	0	0
Mercer	0	0	14	3	17

3rd Quarter

13:46 MER - James 9yd pass from Payton (Folser kick)
5:09 MER - James 63yd pass from Payton (Folser kick)

4th Quarter

2:41 MER - Folser 23yd field goal

Team Statistics	CIT	MER
First Downs	14	16
Rush Att.-Net Yards	46-92	32-147
Passing C-A-Int.	7-17-0	16-24-0
Net Passing Yards	59	224
Offensive Plays	63	56
Total Offense	151	371
Fumbles-Lost	1-1	3-2
Penalties-Yards	1-15	4-55
Punts-Average	8-43.4	4-57.5
3rd Down Conversion	4-15	5-13
Time of Possession	32:39	27:21

Rushing

CIT - Llewellyn 5-22, Billings 6-21, Conway 7-19, Wallace 7-12, Derrick 17-10, Graves-Billips 2-6, Jones 1-1, Njoku 1-1; MER - Douglas 11-81, Wooten 11-27, Marshal 5-14, Jackson 1-13, Payton 4-12.

Passing

CIT - Derrick 7-17-0-59-0; MER - Payton 16-24-0-224-2.


Receiving

CIT - Cherry 2-19, Conway 2-11, Hilton 1-15, Graves-Billips 1-13, White 1-1; MER - James 7-138, Harper 4-39, Wooten 1-18, Adkins 1-14, Solomon 1-6, Boehm 1-5, Starks 1-4.

Attendance: 11,339

2022 GAME RECAPS

Oct. 1 • Kidd Brewer Stadium • Boone, N.C.

	THE CITADEL	0
	APP STATE	49

BOONE, N.C. -- The Citadel offense controlled the ball for the nearly two-thirds of the game, but were unable to find the end zone in a 49-0 setback at FBS Appalachian State.

The Bulldog defense came up with a big stop in the first quarter as the Mountaineers had a 3rd-and-1 near midfield. After an incomplete pass, the Bulldog defense got penetration on the next play and stopped the ball carrier short of the line to gain to give the ball back to the offense.

The Citadel was able to get its offense going late in the second quarter as it put together a drive as time expired. Peyton Derrick hit Javonte Graves-Billips for a 36-yard gain, but Graves-Billips was not able to break out of the tackle inside the 10-yard line.

The second-half opened with a 17-play drive that took 11:23 seconds off the third-quarter clock. The drive was done mainly on the ground, but the Bulldogs were not able to capitalize in the red-zone.

Graves-Billips led the offense by rushing for 36 yards, while catching a pair of passes for 42 yards.

Destin Mack paced the defense with a team-high seven tackles, including six solo stops. He also teamed up with Dominick Poole on a tackle-for-loss.

The Citadel finished with a total time of possession of 39:51.

Scoring Summary	1	2	3	4	F
The Citadel	0	0	0	0	0
App State	14	21	7	7	49

1st Quarter

12:18 APP - Davis 44yd pass from Brice (Hughes kick)

2:38 APP - Brice 1yd run (Hughes kick)

2nd Quarter

11:55 APP - Wilson 8yd pass from Brice (Hughes kick)

9:32 APP - Peoples 73yd run (Hughes kick)

4:56 APP - Horn 22yd pass from Brice (Hughes kick)

3rd Quarter

3:23 APP - Horn 80yd pass from Brice (Hughes kick)

4th Quarter

6:40 APP - Roberts 4yd run (Hughes kick)

Team Statistics

	CIT	APP
First Downs	13	21
Rush Att.-Net Yards	59-172	26-247
Passing C-A-Int.	3-8-1	14-21-0
Net Passing Yards	51	298
Offensive Plays	67	47
Total Offense	223	545
Fumbles-Lost	4-1	0-0
Penalties-Yards	4-25	3-28
Punts-Average	6-38.0	2-29.0
3rd Down Conversion	5-18	0-5
Time of Possession	39:51	20:09

Rushing

CIT - Llewellyn 10-41, Graves-Billips 9-36, Wallace 7-21, Crawford 5-19, Billings 7-17, Jones 6-15, Walker 4-11, Derrick 8-10, Green 3-2; APP - Peoples 4-102, Roberts 7-70, Castle 4-28, Harrington 5-26, Marshall 3-12, Brice 2-6, McBride 1-3.

Passing


CIT - Derrick 2-7-1-45-0, Green 1-1-0-6-0; APP - Brice 12-18-0-265-4, McBride 2-3-0-33-0.

Receiving

CIT - Graves-Billips 2-42, Hilton 1-9; APP - Horn 3-132, Davis 2-47, Hetzel 2-44, Stroman 2-21, Robinson 1-26, Page 1-10, Wilson 1-8, Peoples 1-5, Marshall 1-5.

Attendance: 30,789

Oct. 8 • Johnson Hagood Stadium • Charleston, S.C.

	FURMAN	21
	THE CITADEL	10

CHARLESTON, S.C. -- The Citadel got a pair of interceptions from Dominick Poole and Destin Mack in the first half, but it was a pair of costly turnovers in the third quarter that proved to be the different in a 21-10 setback to Furman inside Johnson Hagood Stadium.

After allowing a touchdown to the Paladins on the opening drive, the Bulldog defense held Furman off the board for the remainder of the half.

The Citadel offense got going in the second quarter with an 18-play drive that took 11:03 off the clock. The drive ended with a 22-yard field goal from Colby Kintner.

The second half started with the Bulldogs turning the ball over in their own territory on the first two possessions. Those turnovers led to 14 points for the Paladins.

The third quarter closed much better than it started as the Bulldogs put together a scoring drive that saw Ahmad Green find Ricky Conway in the back of the end zone for a 26-yard touchdown pass.

Green made his first start for an injured Peyton Derrick, leading the team with 54 rushing yards on 14 carries. Green also went 13-of-26 for 169 yards and a touchdown.

Conway led the receivers with six catches for 78 yards. Christian Hilton added a pair of catches for 40 yards.

Carson Hatchett led the defense with 10 tackles, while Hasan Black added nine tackles, including 3.0 for loss.

Scoring Summary	1	2	3	4	F
Furman	7	0	14	0	21
The Citadel	0	3	7	0	10

1st Quarter

10:18 FUR - Abrams 2yd run (Lepvreau kick)

2nd Quarter

3:12 CIT - Kintner 22yd field goal

3rd Quarter

11:00 FUR - Roberto 26yd run (Leppvreau kick)

9:25 FUR - Roberto 5yd run (Lepvreau kick)

2:47 CIT - Conway 26yd pass from Green (Kintner kick)

Team Statistics

	FUR	CIT
First Downs	15	12
Rush Att.-Net Yards	36-170	41-107
Passing C-A-Int.	13-18-2	13-26-0
Net Passing Yards	110	169
Offensive Plays	54	67
Total Offense	280	276
Fumbles-Lost	0-0	4-2
Penalties-Yards	5-45	4-35
Punts-Average	5-38.4	3-37.7
3rd Down Conversion	3-11	5-17
Time of Possession	26:57	33:03

Rushing

CIT - Green 14-54, Llewellyn 8-32, Graves-Billips 3-9, Conway 2-8, Jones 4-5, Walker 2-2, Wallace 8-(-3); FUR - Roberto 18-133, Abrams 10-29, Thomas 4-14, Anderson 1-3, Huff 1-(-7).

Passing

CIT - Green 13-26-0-169-1; FUR - Huff 13-18-2-110-0.

Receiving

CIT - Conway 6-78, Hilton 2-40, Wallace 2-17, Graves-Billips 2-14, Njoku 1-20; FUR - Miller 4-17, Harris 3-34, Dean 2-25, Anderson 1-12, Gissinger 1-12, Roberto 1-7, Ferguson, 1-3.

Attendance: 12,106

Oct. 15 • Gibbs Stadium • Spartanburg, S.C.

	THE CITADEL	16
	WOFFORD	31

SPARTANBURG, S.C. -- The Citadel dug itself a first-half hole that it was not able to climb out of in falling, 31-16, at Wofford.

Trailing by a touchdown in the second quarter, Cooper Wallace took an inside handoff and burst through the middle for a 56-yard touchdown run.

A pair of costly mistakes late in the half allowed the Terriers to score a pair of late touchdowns to build a double-digit lead.

The Citadel got its offense going again in the fourth quarter as Peyton Derrick found tight end Ben Brockington over the middle for a 29-yard touchdown. The play marked the second-straight year a converted offensive lineman caught a touchdown pass.

The Bulldogs would later get a 28-yard field goal from Colby Kintner to close out the scoring.

Wallace led the Bulldog ground attack that rushed for 246 yards. Wallace finished with 87 yards on seven carries.

Derrick finished the game 8-of-15 for 156 yards and a touchdown.

Christin Hilton was the top target with three catches for 85 yards.

Hasan Black led the defense with 11 tackles, including 2.5 tackles-for-loss.

Scoring Summary	1	2	3	4	F
The Citadel	0	7	0	9	16
Wofford	7	17	7	0	31

1st Quarter

9:03 WOF - Djete 13yd run (Jones kick)

2nd Quarter

14:17 CIT - Wallace 56yd run (Kintner kick)

4:30 WOF - Jones 41yd field goal

3:00 WOF - Mathews 20yd pass from Weirick (Jones kick)

0:06 WOF - Khayo 29yd pass from Weirick (Jones kick)

3rd Quarter

13:18 WOF - Parker 56yd pass from Weirick (Jones kick)

4th Quarter

8:38 CIT - Brockington 29yd pass from Derrick (kick failed)

1:21 CIT - Kintner 28yd field goal

Team Statistics

	CIT	WOF
First Downs	15	15
Rush Att.-Net Yards	47-246	31-118
Passing C-A-Int.	8-16-1	14-25-0
Net Passing Yards	156	232
Offensive Plays	63	56
Total Offense	402	350
Fumbles-Lost	1-1	0-0
Penalties-Yards	5-39	8-60
Punts-Average	5-33.2	8-38.0
3rd Down Conversion	5-15	5-14
Time of Possession	32:44	27:16

Rushing

CIT - Wallace 7-87, Walker 3-67, Derrick 10-30, Llewellyn 9-26, Jones 4-16, Conway 3-5, Crawford 2-5, Green 5-4, Graves-Billips 2-4, Njoku 1-2, Hilton 1-0 WOF - Parsons 14-72, Walker 9-48, Djete 1-13, Legette 5-1, Weirick 2-(-16).

Passing

CIT - Derrick 8-15-1-156-1, Green 0-1-0-0-0; WOF - Weirick 14-25-0-232-3.


Receiving

CIT - Hilton 3-85, Graves-Billips 3-32, Brockington 1-29; WOF - Khayo 2-64, Parker 2-61, Mathews 2-36, Parsons 2-6, Djete 2-(-1) Ritchie 1-24, Watkins 1-17, Davis 1-14, Dickerson 1-11.

Attendance: 4,198

2022 GAME RECAPS

Oct. 22 • Whitmire Stadium • Culowhee, N.C.

	THE CITADEL	34
	WESTERN CAROLINA	21

CULOWHEE, N.C. -- The Citadel got a strong performance from quarterback Graeson Underwood, and a dominant performance from its defense in a 34-21 victory over Western Carolina inside E.J. Whitmire Stadium.

Underwood, making his first career start, carried 36 times for 129 yards and a touchdown. He also went 4-of-7 for 82 yards and two touchdowns.

He orchestrated an offense that possessed the ball for 42:49 and scored on each of its first six possessions of the game.

After forcing a three-and-out, the offense put together a 12-play drive that ended with Underwood's one-yard touchdown run.

The Bulldogs went to the air on the next drive as Underwood found Ricky Conway over the middle for a 26-yard touchdown.

Dominick Poole intercepted his first of two passes, and the offense turned it into three points with a Colby Kintner 23-yard field goal.

The defense stuffed the Catamounts on a fake punt, and Underwood found Jay Graves-Billips for a 32-yard score just before the half.

The Bulldogs opened the second half with a 16-play scoring drive that ended with a Conway five-yard touchdown.

Scoring Summary	1	2	3	4	F
The Citadel	7	17	7	3	34
Western Carolina	0	0	7	14	21

1st Quarter

7:40 CIT - Underwood 1yd run (Kintner kick)

2nd Quarter

13:58 CIT - Conway 26yd pass from Underwood (Kintner kick)

1:57 CIT - Kintner 23yd field goal

0:50 CIT - Graves-Billips 32yd pass from Underwood (Kintner kick)

3rd Quarter

5:52 CIT - Conway 5yd run (Kintner kick)

3:40 WCU - White 33yd pass from Gonzales (McCollum kick)

4th Quarter

10:11 CIT - Kintner 25yd field goal

6:04 WCU - Williams 8yd pass from Gonzales (McCollum kick)

1:17 WCU - Jones 1yd run (McCollum kick)

Team Statistics

	CIT	WCU
First Downs	27	18
Rush Att.-Net Yards	72-312	27-185
Passing C-A-Int.	4-7-0	13-25-2
Net Passing Yards	82	159
Offensive Plays	79	52
Total Offense	394	344
Fumbles-Lost	0-0	0-0
Penalties-Yards	4-45	9-92
Punts-Average	0-0	2-33.5
3rd Down Conversion	13-18	6-11
Time of Possession	42:49	17:11

Rushing

CIT - Underwood 36-129, Graves-Billips 5-56, Conway 8-47, Wallace 8-43, Walker 10-38, Llewellyn 1-1, Crawford 1-1, Green 1-1; WCU - Reid 13-129, Jones 7-36, Gonzales 5-19, Dickerson 1-1, Williams 1-0.

Passing

CIT - Underwood 4-7-0-82-2; WCU - Gonzales 13-25-2-159-2.

Receiving

CIT - Conway 2-41, Graves-Billips 1-32, Sloan 1-9; WCU - Lee 3-48, Colombo 2-26, Williams 2-17, Bardall 2-15, White 1-33, Blackmon 1-17, Reid 1-6, Keigley 1-(-3).


Attendance: 7,304

Oct. 29 • Johnson Hagood Stadium • Charleston, S.C.

	SAMFORD	
	THE CITADEL	

CHARLESTON, S.C. --


Nov. 5 • Johnson Hagood Stadium • Charleston, S.C.

	CHATTANOOGA	
	THE CITADEL	

CHARLESTON, S.C. --

2022 GAME RECAPS

Nov. 12 • Johnson Hagood Stadium • Charleston, S.C.

	UVA LYNCHBURG	
	THE CITADEL	

CHARLESTON, S.C. --

Nov. 19 • Foster Stadium • Lexington, Va.

	THE CITADEL	
	VMI	

LEXINGTON, Va. --

INDIVIDUAL GAME-BY-GAME

Rushing (Att.-Yards-TD)

	CAM	ETSU	MER	APP	FUR	WOF	WCU	SAM	CHATT	UVL	VMI
Logan Billings	7-43-0	15-102-0	6-21-0	7-17-0	---	---	---				
Ricky Conway	3-12-0	---	7-19-0	---	2-8-0	3-5-0	8-47-1				
Johnny Crawford III	---	---	---	5-19-0	---	2-5-0	1-1-0				
Peyton Derrick	10-38-0	17-48-0	17-10-0	8-10-0	---	10-30-0	---				
Jay Graves-Billips	---	3-39-0	2-6-0	9-36-0	3-9-0	2-4-0	5-56-0				
Ahmad Green	---	---	---	3-2-0	14-54-0	5-4-0	1-1-0				
Orlando Jones	---	6-18-0	1-1-0	6-15-0	4-5-0	4-16-0	---				
Sam Llewellyn	13-26-0	11-37-0	5-22-0	10-41-0	8-32-0	9-26-0	1-1-0				
Nkem Njoku	4-13-0	1-5-1	1-1-0	---	---	1-2-0	---				
Braden Walker	1-2-0	---	---	4-11-0	2-2-0	3-67-0	10-38-0				
Cooper Wallace	10-53-0	3-(-1)-0	7-12-0	7-21-0	8-(-3)-0	7-87-1	8-43-0				

Receiving (Rec.-Yards-TD)

	CAM	ETSU	MER	APP	FUR	WOF	WCU	SAM	CHATT	UVL	VMI
Ben Brockington	---	---	---	---	---	1-29-1	---				
Tyler Cherry	2-30-1	3-41-1	2-19-0	---	---	---	---				
Ricky Conway	---	2-17-0	2-11-0	---	6-78-1	1-10-0	2-41-1				
Jay Graves-Billips	---	---	1-13-0	2-42-0	2-14-0	3-32-0	1-32-1				
Christian Hilton	---	---	1-15-0	1-9-0	2-40-0	3-85-0	---				
Nkem Njoku	---	---	---	---	1-20-0	---	---				
Alex Sloan	---	---	---	---	---	---	1-9-0				
Cooper Wallace	1-5-0	2-23-0	---	---	2-17-0	---	---				
Kam White	---	---	1-1-0	---	---	---	---				

Passing (Comp.-Att.-Int.-Yards-TD)

	#11 Ahmad Green	#13 Peyton Derrick	#18 Graeson Underwood
Campbell	--	3-5-2-35-1	--
ETSU	--	7-12-0-81-1	--
Mercer	--	7-17-0-59-0	--
App State	1-1-0-6-0	2-7-1-36-0	--
Furman	13-26-0-169-1	--	--
Wofford	0-1-0-0-0	8-15-1-156-1	--
Western Carolina	0-0-0-0-0	--	4-7-0-82-2
Samford			
Chattanooga			
UVA Lynchburg			
VMI			

Punting/Field Goals (Punts-Avg./FGM-FGA)

	#90 James Platte P	#94 Zach Sterr P	#99 Colby Kintner K
Campbell	2-31.5	1-31.0	1-1
ETSU	5-31.2	--	2-2
Mercer	8-43.4	--	0-1
App State	6-38.0	--	--
Furman	3-37.7	--	1-1
Wofford	5-33.2	--	1-1
Western Carolina	--	--	2-2
Samford			
Chattanooga			
UVA Lynchburg			
VMI			

TEAM GAME-BY-GAME

<u>Game</u>	<u>Score</u>	<u>First Downs</u>	<u>Time of Possession</u>	<u>Rushing (No-Yds-TD)</u>	<u>Passing (Cmp-Att-Int-Yds-TD)</u>	<u>Total Offense (Plays-Yds-TD)</u>	<u>3rd Down Conv.</u>	<u>Fumbles-Lost</u>
THE CITADEL	10	13	36:34	48-187-0	3-5-2-35-1	53-222-1	4-of-13	3-1
at Campbell	29	22	23:26	39-198-2	12-21-0-175-1	60-373-3	6-of-13	1-1
THE CITADEL	20	19	39:16	57-246-1	7-12-0-81-1	69-327-2	5-of-14	0-0
ETSU	17	17	20:44	27-183-1	13-24-1-168-1	51-351-2	2-of-8	0-0
THE CITADEL	0	14	32:39	46-92-0	7-17-0-59-0	63-151-0	4-of-15	1-1
at Mercer	17	16	27:21	32-147-0	16-24-0-224-2	56-371-2	5-of-13	3-2
THE CITADEL	0	13	39:51	59-172-0	3-8-1-51-0	67-223-0	5-of-18	4-1
at App State	49	21	20:09	26-247-3	14-21-0-298-4	47-545-7	0-for-5	0-0
THE CITADEL	10	12	33:03	41-107-0	13-26-0-169-1	67-276-1	5-of-17	4-2
Furman	21	15	26:57	36-170-3	13-18-2-110-0	54-280-3	3-of-11	0-0
THE CITADEL	16	15	32:44	47-246-1	8-16-1-156-1	63-402-2	5-of-15	1-1
at Wofford	31	15	27:16	31-118-1	14-25-0-232-3	56-350-4	5-of-14	0-0
THE CITADEL	34	27	42:49	72-312-2	4-7-0-82-2	79-394-4	13-of-18	0-0
at Western Carolina	21	18	17:11	27-185-1	13-25-2-159-2	52-344-3	6-of-11	0-0

THE CITADEL
Samford

THE CITADEL
Chattanooga

THE CITADEL
VUL

THE CITADEL
at VMI

BIG PLAYS

20-Yard Plus Plays

Yds	Type	Player (s)	Opponent
59	Rush	Braden Walker	Wofford
56 *	Rush	Cooper Wallace	Wofford
50	PR	Dominick Poole	ETSU
38	Rush	Ahmad Green	Furman
36	Pass	Peyton Derrick to Jay Graves-Billips	App State
34	Pass	Ahmad Green to Christian Hilton	Furman
33	Pass	Peyton Derrick to Christian Hilton	Wofford
32	Rush	Logan Billings	ETSU
32 *	Pass	Graeson Underwood to Jay Graves-Billips	Western Carolina
32	Rush	Jay Graves-Billips	Western Carolina
31	Rush	Logan Billings	ETSU
31	Rush	Jay Graves-Billips	ETSU
29	Pass	Ahmad Green to Ricky Conway	Furman
29 *	Pass	Peyton Derrick to Ben Brockington	Wofford
27	KOR	Jay Graves-Billips	Wofford
27	Pass	Peyton Derrick to Christian Hilton	Wofford
26	KOR	Jay Graves-Billips	Campbell
26	KOR	Jay Graves-Billips	ETSU
26 *	Pass	Ahmad Green to Ricky Conway	Furman
26	Rush	Peyton Derrick	Wofford
26 *	Pass	Graeson Underwood to Ricky Conway	Western Carolina
25	Pass	Peyton Derrick to Jay Graves-Billips	Wofford
25	Pass	Peyton Derrick to Christian Hilton	Wofford
24	KOR	Jay Graves-Billips	Campbell
23	KOR	Jay Graves-Billips	Campbell
23	KOR	Jay Graves-Billips	Campbell
22	KOR	Jay Graves-Billips	Campbell
22	Rush	Cooper Wallace	Campbell
21	KOR	Jay Graves-Billips	App State
21	Rush	Peyton Derrick	Campbell
20	KOR	Cooper Wallace	Campbell
20	KOR	Jay Graves-Billips	ETSU
20	Pass	Ahmad Green to Nkem Njoku	Furman

* touchdown scored on the play

Longest Plays By the Numbers

Longest Play by Yards	No.	TD
100	0	0
90-99	0	0
80-89	0	0
70-79	0	0
60-69	0	0
50-59	3	1
40-49	0	0
30-39	9	1
20-29	21	3

Longest Play by Yards	No.	TD
Rushing	10	1
Passing	12	4
Punt Returns	1	0
Kick Returns	10	0
Interceptions	0	0
Fumble Returns	0	0
Other	0	0
Total	33	5

20-Yard Plus By Player

Player	No.	TD	R	P	KR	PR	IR
J. Graves-Billips	14	1	2	3	9	0	0
C. Hilton	4	0	0	4	0	0	0
C. Wallace	3	1	2	0	1	0	0
R. Conway	3	1	0	3	0	0	0
P. Derrick	2	0	2	0	0	0	0
L. Billings	2	0	2	0	0	0	0
N. Njoku	1	0	0	1	0	0	0
A. Green	1	0	1	0	0	0	0
D. Poole	1	0	0	0	0	1	0
B. Walker	1	0	1	0	0	0	0
B. Brockington	1	1	0	1	0	0	0
Total	33	5	10	12	10	1	0

* Fumble Return

Longest Plays of the Year

Rushing

59, Braden Walker vs. Wofford (10/15)

Rushing Touchdown

56, Cooper Wallace vs. Wofford, (10/15)

Passing

36, Peyton Derrick to Jay Graves-Billips vs. App St (10/1)

Passing Touchdown

32, Graeson Underwood to Jay Graves-Billips (10/22)

Punt Return

50, Dominick Poole vs. ETSU (9/10)

Kickoff Return

27, Jay Graves-Billips vs. Wofford (10/15)

Interception Return

11, Destin Mack vs. Furman (10/8)

Fumble Return

None

Punt

63, James Platte vs. Mercer (9/17)

Field Goal

39, Colby Kintner vs. ETSU (9/10)



2022-23 The Citadel Football
Overall Team Statistics
All games

Team Statistics

	CIT	OPP
Scoring	90	185
Points per game	12.9	26.4
Points Off Turnovers	3	41
First Downs	113	124
Rushing	69	58
Passing	31	59
Penalty	13	7
Rushing Yardage	1354	1244
Yards gained rushing	1521	1323
Yards lost rushing	167	79
Rushing attempts	371	218
Average per rush	3.6	5.7
Average per game	193.4	177.7
TDs Rushing	4	11
Passing Yardage	634	1369
Comp-Att-Int	45-91-4	96-158-5
Average per pass	7.0	8.7
Average per catch	14.1	14.3
Average per game	90.6	195.6
TDs Passing	6	13
Total offense	1988	2613
Total plays	462	376
Average per play	4.3	6.9
Average per game	284.0	373.3
Kick returns: #-Yards	22-383	14-258
Punt returns: #-Yards	4-56	4-5
Int returns: #-Yards	5-21	4-3
Kick return average	17.4	18.4
Punt return average	14.0	1.3
Int return average	4.2	0.8
Fumbles-Lost	13-6	4-3
Penalties-Yards	39-313	47-450
Average per game	44.7	64.3
Punts-Yards	29-1083	27-1087
Average per punt	37.3	40.3
Net punt average	37.0	35.2
Kickoffs-Yards	23-1142	35-2079
Average per kick	49.7	59.4
Net kick average	34.0	40.0
Time of possession / game	36:42	23:18
3rd-down conversion	41/110	27/75
3rd-down pct	37%	36%
4rd-down conversion	12/24	8/11



**2022-23 The Citadel Football
Overall Team Statistics
All games**

	CIT	OPP
4rd-down pct	50%	73%
Sacks by-Yards	5-53	12-52
Misc Yards	0	0
Touchdowns scored	10	24
Field goals - attempts	7-8	6-8
On-Side kicks	0-0	0-0
Red-zone scores	(12-16) 75%	(20-25) 80%
Red-zone touchdowns	(6-16) 38%	(15-25) 60%
PAT-attempts	(9-10) 90%	(23-24) 96%
2-point conversion-attempts	(0-0) 0%	(0-0) 0%
Attendance	20679	57640
Games / Avg per game	2/10340	5/11528
Neutral site games	-	0/0

Score by Periods

Team	1st	2nd	3rd	4th	OT	TOT
The Citadel	13	34	21	22	0	90
Opponents	35	55	62	33	0	185



**2022-23 The Citadel Football
Individual Statistics
All games**

Rushing

Player	gp	att	gain	loss	net	avg	td	lg	avg/g
Cooper Wallace	7	51	269	64	205	4.0	1	56	29.3
Sam Llewellyn	7	57	187	2	185	3.2	0	16	26.4
Logan Billings	5	35	184	1	183	5.2	0	32	36.6
Jay Graves-Billips	7	24	153	3	150	6.3	0	32	21.4
Peyton Derrick	7	62	193	57	136	2.2	0	26	19.4
Graeson Underwood	1	36	131	2	129	3.6	1	13	129.0
Braden Walker	6	20	122	2	120	6.0	0	59	20.0
Ricky Conway	7	23	91	0	91	4.0	1	12	13.0
Ahmad Green	5	23	87	26	61	2.7	0	38	12.2
Orlando Jones	7	21	55	1	54	2.6	0	7	7.7
Johnny Crawford III	3	8	25	0	25	3.1	0	11	8.3
Nkem Njoku	7	7	24	3	21	3.0	1	8	3.0
Team	7	3	0	6	-6	-2.0	0	0	-0.9
Total	7	371	1521	167	1354	3.6	4	59	193.4
Opponents	7	218	1323	79	1244	5.7	11	73	177.7

Passing

Player	gp	effic	comp-att-int	pct	yds	td	lg	avg/g
Peyton Derrick	7	108.2	27-56-4	48.2	377	3	36	53.9
Ahmad Green	5	114.3	14-28-0	50.0	175	1	34	35.0
Graeson Underwood	1	249.8	4-7-0	57.1	82	2	32	82.0
Total	7	120.9	45-91-4	49.5	634	6	36	90.6
Opponents	7	154.4	96-158-5	60.8	1369	13	80	195.6

Receiving

Player	gp	no.	yds	avg	td	lg	avg/g
Ricky Conway	7	12	153	12.8	2	29	21.9
Jay Graves-Billips	7	9	133	14.8	1	36	19.0
Tyler Cherry	3	7	91	13.0	2	19	30.3
Christian Hilton	5	7	149	21.3	0	34	29.8
Cooper Wallace	7	5	45	9.0	0	16	6.4
Nkem Njoku	7	1	20	20.0	0	20	2.9
Ben Brockington	7	1	29	29.0	1	29	4.1
Alex Sloan	4	1	9	9.0	0	9	2.3
Kam White	1	1	1	1.0	0	1	1.0
Cale Williams	4	1	4	4.0	0	4	1.0
Total	7	45	634	14.1	6	36	90.6
Opponents	7	96	1369	14.3	13	80	195.6

Punt Returns

Player	no.	yds	avg	td	lg
Dominick Poole	4	56	14.0	0	50
Total	4	56	14.0	0	50
Opponents	4	5	1.3	0	5

Interceptions

Player	no.	yds	avg	td	lg
Dominick Poole	3	10	3.3	0	10
Destin Mack	2	11	5.5	0	11
Total	5	21	4.2	0	11
Opponents	4	3	0.8	0	3

Kick Returns

Player	no.	yds	avg	td	lg
Jay Graves-Billips	17	343	20.2	0	27
Cooper Wallace	2	30	15.0	0	20
Jay Lagroon	2	10	5.0	0	10
Alex Sloan	1	0	0.0	0	0
Total	22	383	17.4	0	27
Opponents	14	258	18.4	0	34

Fumble Returns

Player	no.	yds	avg	td	lg
Destin Mack	1	0	0.0	0	0
Steele Judy	1	0	0.0	0	0
Dominick Poole	1	0	0.0	0	0
Total	3	0	0.0	0	0
Opponents	6	11	1.8	0	8



**2022-23 The Citadel Football
Individual Statistics
All games**

Scoring

Player	td	fg	PAT						pts
			kick	rush	rcv	pass	dxp	saf	
Colby Kintner	-	7-7	9-10	-	-	-	-	-	30
Ricky Conway	3	-	-	-	-	-	-	-	18
Tyler Cherry	2	-	-	-	-	-	-	-	12
Nkem Njoku	1	-	-	-	-	-	-	-	6
Cooper Wallace	1	-	-	-	-	-	-	-	6
Ben Brockington	1	-	-	-	-	-	-	-	6
Graeson Underwood	1	-	-	-	-	-	-	-	6
Jay Graves-Billips	1	-	-	-	-	-	-	-	6
Total	10	7-8	9-10	0	0	0	0	0	90
Opponents	24	6-8	23-24	0	0	0	0	0	185

Field Goals

Player	fg	pct.	01-19	20-29	30-39	40-49	50-99	lg	blk
Colby Kintner	7-7	100.0	0-0	4-4	3-3	0-0	0-0	39	0
Jay Smith	0-1	0.0	0-0	0-0	0-1	0-0	0-0	0	0
Opponents	6-8	75.0	0-0	3-4	2-2	1-2	0-0	41	0

FG Sequence

Team Name	The Citadel	Opponents
Campbell	(33)	(36),(31),(26)
ETSU	(36),(39)	(28)
Mercer	36	42,(23)
Furman	(22)	29
Wofford	(28)	(41)
Western Caro.	(23),(25)	

Numbers in (parentheses) indicate field goal was made

Total Offense

Player	g	plays	rush	pass	total	avg/g
Peyton Derrick	7	118	136	377	513	73.3
Ahmad Green	5	51	61	175	236	47.2
Graeson Underwood	1	43	129	82	211	211.0
Cooper Wallace	7	51	205	0	205	29.3
Sam Llewellyn	7	57	185	0	185	26.4
Logan Billings	5	35	183	0	183	36.6
Jay Graves-Billips	7	24	150	0	150	21.4
Braden Walker	6	20	120	0	120	20.0
Ricky Conway	7	23	91	0	91	13.0
Orlando Jones	7	21	54	0	54	7.7
Johnny Crawford III	3	8	25	0	25	8.3
Nkem Njoku	7	7	21	0	21	3.0
Team	7	0	-6	0	-6	-0.9
Total	7	462	1354	634	1988	284.0
Opponents	7	376	1244	1369	2613	373.3

Punting

Player	no.	yds	avg	lg	tb	fc	i20	50+	blk
James Platte	28	1052	37.6	63	0	10	9	3	0
Zach Sterr	1	31	31.0	31	0	1	0	0	0
Total	29	1083	37.3	63	0	11	9	3	0
Opponents	27	1087	40.3	70	4	11	12	6	0

Kickoffs

Player	no.	yds	avg	tb	ob	retn	net	ydln
Colby Kintner	22	1102	50.1	3	3			
James Platte	1	40	40.0	1	0			
Total	23	1142	49.7	4	3	15	34	31
Opponents	35	2079	59.4	11	2	19	40	24



2022-23 The Citadel Football
Individual Statistics
All games

All Purpose

Player	g	rush	rcv	pr	kr	ir	total	avg/g
Jay Graves-Billips	7	150	133	0	343	0	626	89.4
Cooper Wallace	7	205	45	0	30	0	280	40.0
Ricky Conway	7	91	153	0	0	0	244	34.9
Sam Llewellyn	7	185	0	0	0	0	185	26.4
Logan Billings	5	183	0	0	0	0	183	36.6
Christian Hilton	5	0	149	0	0	0	149	29.8
Peyton Derrick	7	136	0	0	0	0	136	19.4
Graeson Underwood	1	129	0	0	0	0	129	129.0
Braden Walker	6	120	0	0	0	0	120	20.0
Tyler Cherry	3	0	91	0	0	0	91	30.3
Dominick Poole	7	0	0	56	0	10	66	9.4
Ahmad Green	5	61	0	0	0	0	61	12.2
Orlando Jones	7	54	0	0	0	0	54	7.7
Nkem Njoku	7	21	20	0	0	0	41	5.9
Ben Brockington	7	0	29	0	0	0	29	4.1
Johnny Crawford III	3	25	0	0	0	0	25	8.3
Destin Mack	7	0	0	0	0	11	11	1.6
Jay Lagroon	3	0	0	0	10	0	10	3.3
Alex Sloan	4	0	9	0	0	0	9	2.3
Cale Williams	4	0	4	0	0	0	4	1.0
Kam White	1	0	1	0	0	0	1	1.0
Team	7	-6	0	0	0	0	-6	-0.9
Total	7	1354	634	56	383	21	2448	349.7
Opponents	7	1244	1369	5	258	3	2879	411.3



2022-23 The Citadel Football
Overall Defense Statistics
All games

Team Defense

##	Player	gp	Tackles				tfl/yds	Sacks no-yds	Pass defense			Fumbles		blkd	
			ua	a	tot				int-yds	brup	qbh	fr-yds	ff	kick	saf
6	Hasan Black	7	26	26	52	9-39	3-32	.	2	1	
5	Chris Beverly	7	15	23	38	.	.	.	2	
7	Destin Mack	7	25	10	35	0.5-0	.	2-11	.	.	1-0	.	.	.	
44	Carson Hatchett	7	17	17	34	1-12	1-12	
41	Kyler Estes	7	12	22	34	0.5-1	1	.	.	
10	Travon Wallace	6	21	10	31	3-7	
4	Dominick Poole	7	16	11	27	0.5-1	.	3-10	4	.	1-0	.	.	.	
2	Thomas Wyatt	7	8	13	21	2.5-12	1-9	.	.	1	
92	KJ Pierce	7	6	14	20	
8	Brian Horn	7	8	11	19	.	.	.	1	1	
98	Jay Smith	7	4	7	11	0.5-1	
46	Rett Russell	7	4	7	11	2.5-3	.	.	1	2	
49	Marquise Blount	6	6	5	11	0.5-0	.	.	.	1	
0	Andy Davis	4	4	3	7	
24	Wilson Hendricks III	1	4	3	7	
75	Hi'Keem Elmore	6	2	4	6	
21	Caleb Deveaux	7	4	1	5	
43	Je'Mazin Roberts	4	1	4	5	
17	Carson Walter	6	2	2	4	
3	Melvin Ravenel	7	4	.	4	
20	Michael McDowell	7	1	2	3	1	
48	Saul Diaz	5	1	1	2	0.5-0	
93	Chris Iverson	4	1	1	2	
25	Noah Alberry	7	1	.	1	
95	Andrew Lewis	5	.	1	1	
81	Christian Hilton	5	1	.	1	
31	Cale Williams	4	1	.	1	
84	Alex Sloan	4	1	.	1	
71	Cameron Moewe	7	1	.	1	
85	Steele Judy	7	1-0	.	.	.	
Totals		7	198	198	396	21-76	5-53	5-21	10	7	3-0	2	0	0	
Opponents		7	271	286	557	42-236	12-52	4-3	6	4	6-11	7	0	0	