



THE CITADEL MEN'S BASKETBALL

CITADELSPORTS.COM | @CITADELSPORTS | @CITADELHOOPS
 MCALISTER FIELD HOUSE, 171 MOULTRIE STREET, CHARLESTON, SOUTH CAROLINA 29409

2018-19 SCHEDULE

DATE	OPPONENT	LOCATION	TIME/RESULT
NOVEMBER			
1	NORTH GREENVILLE (Exhibition)	Charleston, S.C. (McAlister Field House)	W, 141-88
6	at #22 Clemson	Clemson, S.C. (Littlejohn Coliseum)	7 P.M.
12	MID-ATLANTIC CHRISTIAN #	Charleston, S.C. (McAlister Field House)	7 P.M.
14	JOHNSON (FLA.) #	Charleston, S.C. (McAlister Field House)	7 P.M.
16	at Texas #	Austin, Texas (Frank C. Erwin, Jr. Center)	TBA
20	at James Madison	Harrisonburg, Va. (Convocation Center)	7 P.M.
24	at South Florida	Tampa, Fla. (Yuengling Center)	2 P.M.
27	HIGH POINT	Charleston, S.C. (McAlister Field House)	7 P.M.
DECEMBER			
1	MERCER *	Charleston, S.C. (McAlister Field House)	1 P.M.
5	JOHNSON & WHALES (Charlotte)	Charleston, S.C. (McAlister Field House)	7 P.M.
15	SOUTHEAST MISSOURI STATE	Charleston, S.C. (McAlister Field House)	1 P.M.
18	at Campbell	Buies Creek, N.C. (Gore Arena)	7 P.M.
29	LONGWOOD	Charleston, S.C. (McAlister Field House)	1 P.M.
JANUARY			
3	at Wofford *	Spartanburg, S.C. (Richardson Indoor Stadium)	7 P.M.
5	at Furman *	Greenville, S.C. (Timmons Arena)	4 P.M.
10	ETSU *	Charleston, S.C. (McAlister Field House)	7 P.M.
12	WESTERN CAROLINA *	Charleston, S.C. (McAlister Field House)	1 P.M.
17	at Samford *	Birmingham, Ala. (Pete Hanna Center)	7:30 P.M.
19	at Chattanooga *	Chattanooga, Tenn. (McKenzie Arena)	4:30 P.M.
24	at UNCG *	Greensboro, N.C. (Greensboro Coliseum)	7 P.M.
26	VMI *	Charleston, S.C. (McAlister Field House)	1 P.M.
30	FURMAN *	Charleston, S.C. (McAlister Field House)	7 P.M.
FEBRUARY			
2	WOFFORD *	Charleston, S.C. (McAlister Field House)	1 P.M.
9	at Mercer *	Macon, Ga. (Hawkins Arena)	4 P.M.
14	at ETSU *	Johnson City, Tenn. (Freedom Hall)	7 P.M.
16	at Western Carolina *	Cullowhee, N.C. (Liston B. Ramsey Regional A.C.)	2 P.M.
21	CHATTANOOGA *	Charleston, S.C. (McAlister Field House)	7 P.M.
23	SAMFORD *	Charleston, S.C. (McAlister Field House)	1 P.M.
28	UNCG *	Charleston, S.C. (McAlister Field House)	TBA
MARCH			
2	at VMI *	Lexington, Va. (Cameron Hall)	1 P.M.
7-11	Ingles Southern Conference Basketball Championships presented by General Shale Asheville, N.C. (U.S. Cellular Center)		

- INDICATES CONTINENTAL TIRE LAS VEGAS INVITATIONAL REGIONAL ROUND
 * - INDICATES SOCON GAME
 HOME GAMES APPEAR IN BOLD AND ARE PLAYED AT MCALISTER FIELD HOUSE
 ALL TIMES ARE EASTERN AND SUBJECT TO CHANGE

THE MATCHUP

NOV. 6 | 7:00 P.M. | CLEMSON, S.C. (LITTLEJOHN COLISEUM)



THE CITADEL BULLDOGS

2017-18 RECORD: 12-21 (4-14 SoCon)
 HEAD COACH: Duggar Baucom (3rd Season)
 CAREER RECORD: 221-242 (.477)
 RECORD AT THE CITADEL: 33-64 (.340)

#22 CLEMSON TIGERS

2017-18 RECORD: 25-10 (11-7 ACC)
 HEAD COACH: Brad Brownell (9th Season)
 CAREER RECORD: 316-198 (.615)
 RECORD AT CLEMSON: 149-113 (.569)

FAST BREAK FACTS

A GLIMPSE INTO THE WEEK

The Citadel men's basketball team opens the 2018-19 campaign on the road at No. 22 Clemson. The game will tip off at 7 p.m. on ACC Network Extra.

ON THIS DATE IN CITADEL BASKETBALL HISTORY

The Bulldogs' basketball team has never played before on Nov. 6.

OPENING THE SEASON ON THE ROAD

The Bulldogs last opened a season on the road on Nov. 11, 2016 at College of Charleston to begin the 2016-17 season. The game against the Cougars, an 81-68 win for CofC, marked the fourth road game in a row to start a campaign, dating back to the 2013-14 season, an 82-71 win by head coach Duggar Baucom's second to last VMI team to start the 2013-14 campaign. The Bulldogs last won a season-opener on the road on Nov. 20, 2004, to open the 2004-05 season with a 69-62 win at Army.

OPENING THE SEASON AGAINST A RANKED

MEDIA COVERAGE

TV / ONLINE

ACC Network Extra

TALENT - Pete Yanity (PxP)

- Kelly Gramlich (Analyst)

RADIO (Charleston)

92.1 FM, 102.1 FM, & 1450 AM

TALENT - Luke Mauro

TWITTER / SOCIAL MEDIA

@CitadelHoops

@CitadelSports

#EmbraceThePace

PROJECTED STARTERS [2017-18 STATS]

NO.	NAME	POS.	HT.	CLASS	GP-GS	PPG	RPG	APG
3	Matt Frierson	G	6-2	Sr.	32-16	13.5	2.6	1.3
12	Connor Kern	G	6-4	Gr.	32-7	3.7	1.4	0.8
13	Lew Stallworth	PG	6-1	Gr.	28-5	5.7	2.9	3.2
23	Kaelon Harris	G	6-4	Jr.	29-23	9.9	5.2	1.8
35	Zane Najdawi	F	6-7	Sr.	31-31	15.5	5.0	0.9

RESERVES [2017-18 STATS]

NO.	NAME	POS.	HT.	CLASS	GP-GS	PPG	RPG	APG
2	Quayson Williams	G	5-11	Sr.	31-4	7.1	2.9	1.6
4	Robert Guyton	G	5-10	Fr.	--	--	--	--
11	Kaiden Rice	F	6-6	So.	22-0	5.7	1.4	0.4
15	Jerry Higgins, III	PG	5-10	Fr.	--	--	--	--
20	Dimitri Georgiadis	F/C	6-9	Fr.	--	--	--	--
24	Tyler Burgess	F/G	6-7	Jr.	12-0	4.9	0.9	0.2
25	Alex Reed	F/G	6-5	So.	32-12	5.5	2.4	0.8
32	Derek Webster, Jr.	F	6-5	So.	27-0	2.0	1.8	0.3
33	Hayden Brown	F	6-6	So.	29-9	5.2	2.7	0.9

** - Connor Kern and Lew Stallworth stats from previous schools, Tyler Burgess stats from 2016-17 season.

2018-19 PRESEASON SOCON COACHES POLL

Team	Points	Overall Record
1. UNCG (6)	78	27-8 (.771)
2. Wofford (4)	74	21-13 (.618)
3. ETSU	67	25-9 (.735)
4. Furman	57	23-10 (.697)
5. Mercer	48	19-15 (.559)
6. The Citadel	38	11-21 (.344)
7. Chattanooga	30	10-23 (.303)
8. Samford	26	10-22 (.313)
9. Western Carolina	20	13-19 (.406)
10. VMI	12	9-21 (.300)

2017-18 QUICKFACTS

THE CITADEL

Location	Charleston, South Carolina
Founded	1842
Enrollment	2,300
President	Gen. Glenn M. Walters (USMC)
Director of Athletics	Mike Capaccio (Mary, 1981)
Faculty Athletic Rep.	Chip Taylor (Tennessee, 1996)
Affiliation	NCAA Division I
Conference	Southern
Nickname	Bulldogs
Colors	Citadel Blue (279), Navy (289) and White
Venue (Capacity)	McAlister Field House (6,000)
Ath. Dep. Mailing Address	McAlister Field House
	171 Moultrie St., Charleston, S.C. 29409
Ath. Dep. Phone	(843) 953-5070
Ath. Dep. Website	CitadelSports.com

ATHLETICS COMMUNICATIONS

Assoc. Dir. for A.C. / MBB Contact	Milledge Austin
Email Address	maustin7@citadel.edu
Cell Phone	(803) 270-5716
Assistant A.D.	John Brush
Director of Video production	Connor Putman
Press Row Phone	(843) 953-2138
Men's Basketball Twitter / Instagram	@CitadelHoops
Men's Basketball Official Hashtag	#EmbraceThePace
Athletics Twitter / Instagram	@CitadelSports

COACHING STAFF

Head Coach	Duggar Baucom (Charlotte, 1995)
Record at The Citadel	33-64 (Three Seasons)
Overall Record	221-242 (15 Seasons)
SoCon Record at the Citadel	12-42
Overall SoCon Record	19-53
Overall Conference Record	100-130
Associate Head Coach	Daniel Willis (Lenoir-Rhyne, 2001)
Assistant Coach	Willie Bell (VMI, 2009)
Assistant Coach	Jack Castleberry (VMI, 2007)
Director of Basketball Operations	Kyle Combs (Methodist, 2013)
Athletic Trainer	Greg Loeser (James Madison, 2016)

PROGRAM HISTORY

First Season of Basketball	1900-01
Overall Record	967-1330**
First Season in SoCon	1936-37
SoCon Regular Season Record	378-745
SoCon Tournament Record	13-66
2017-18 Record	11-21
2017-18 SoCon Record	5-13
2017-18 SoCon Finish	8th

** Editor's Note - Some records missing **

2018-19 PERSONNEL BREAKDOWN

Letterwinners Returning / Lost	8 / 5
Starters Returning / Lost	3 / 2
Newcomers	5
By Class	2 grad transfers, 3 seniors, 2 juniors, 4 sophomores, 3 freshmen
By State	South Carolina 4, Ohio 2, Virginia 2, California 1, Georgia 1, Florida 1, Maryland 1, New Jersey 1, North Carolina 1

FAST BREAK FACTS CONT.

OPPONENT

The 'Dogs last faced off against a ranked opponent in the season opener when The Citadel traveled up to No. 22 Butler on Nov. 14, 2015 to open the 2015-16 campaign, Duggar Baucoms' first season in Charleston. Butler took the game 144-71.

INSIDE THE MATCHUP WITH CLEMSON

The Citadel is 22-61 all-time against Clemson, including 8-41 in Clemson. The Citadel won seven of the first eight meetings, but the Tigers have won the last 15 matchups in the series, with the last Bulldog victory coming on Jan. 6, 1979, 58-56 in Charleston. The Citadel last won in Clemson on Jan. 2, 1969 (73-72). The Bulldogs last faced off against Clemson in the season opener on Nov. 28, 1989, a 71-54 win in Charleston by the Tigers. Tuesday's game will mark just the second time in the series that either team has been ranked. Clemson was last ranked No. 19 in the meeting on Jan. 14, 1981, an 82-58 win by the Tigers in Clemson.

SCOUTING CLEMSON

Last season, Clemson advanced to the Sweet 16 of the NCAA Tournament, ending the season with a 25-10 overall record, including an 11-7 mark in Atlantic Coast Conference play. The Tigers return nine letterwinners from last season, including four starters: Marquise Reed, Shelton Mitchell, Elijah Thomas and Aarmir Simms. Reed, Mitchell and Thomas all averaged double-digit points last season, highlighted by Reed's 15.8 points per game, while shooting 43 percent from the field and 35.4 percent from 3-point range. Thomas added 8.1 rebounds per game and shot 56 percent from the field, while swatting away 79 shots. Mitchell is the top returning assist maker with 119 last season, just three more than Reed. Mitchell added 12.2 points per game.

AGAINST RANKED OPPONENTS

The Bulldogs have played 51 games against ranked opponents, but have never managed to break through for the win. The last game against a ranked opponent was on the road at No. 20 Iowa State on Nov. 20, 2016.

LEADING THE NATION IN 3-POINTERS

Over the last three seasons, The Citadel has been the top 3-point shooting team in the country, converting 1,146 treys in that span. That is 66 more than Akron, the team with the second most 3-pointers over the last three seasons.

NAJDAWI NAMED PRESEASON ALL-SOCON

Senior forward Zane Najdawi was tabbed to the 2018 Preseason All-Southern Conference Team. Najdawi is coming off a breakout junior season that saw him earn First-Team All-SoCon honors from both the media and coaches after he became just the 27th player in SoCon history, and second player in program history, to eclipse 1,000 points, 500 rebounds and 100 blocks for his career. He is just the fourth player in program history to earn first-team honors from both the media and coaches, and was named to the NABC All-District 22 First Team. He also garnered SoCon Player of the Week honors twice (Jan. 15 & Feb. 6) and was tabbed the College Sports Madness SoCon Player of the Week on Jan. 14. He enters his final year of eligibility 18th in program history for points scored in a career (1,206) and third for blocked shots (140). Last year, he averaged 15.5 points, 5.0 rebounds and 1.4 blocks per game overall and 19.5 points, 6.2 rebounds and 2.1 blocks per SoCon game. He finished the year shooting 51.3 percent from the field, which was second in the league, and ended the season in the top 20 in the conference in six other statistical categories, including third in scoring, fourth in both blocks per game and total blocks, 11th in free throw percentage, 14th in defensive rebounds per game and 17th in rebounding.

BAUCOM IN THE RECORD BOOK

Head coach Duggar Baucom is the first coach in program history to improve his Southern Conference record in each of the first three seasons at the helm, and is just the fifth coach in program history to post double-digit wins in each of his first three seasons. During the 2017-18 season, he became the first head coach to notch a win in the SoCon Tournament in back-to-back seasons, and his 33 wins through his first three years in Charleston are tied with Ed Conroy and George Hill for third-most wins through the first three campaigns for a head coach.

AGAINST THE BEST IN THE SOCON

Last season, the Bulldogs defeated three teams ranked in the CollegeInsider.com Mid-Major Top 25. The Bulldogs defeated fifth-ranked ETSU, 84-82, on the road on Feb. 20, 17th-ranked Wofford, 80-78, on Feb. 1 and 19th-ranked Furman, 100-92, in overtime on Feb. 3. The 'Dogs have increased their SoCon win total in each of the last three years under head coach Duggar Baucom and staff and won a game in the SoCon Championships in back-to-back years under the same head coach for the first time in program history.

ECLIPSING THE CENTURY MARK

With 103 points at Samford last season on Feb. 10, 2018, the Bulldogs moved to 14-3 under head coach Duggar Baucom when scoring at least 100 points, including 5-1 last season. The Citadel posted two 100-point performances during the 2015-16 season and went 7-2 in 2016-17 when eclipsing the century mark.

WHERE THE BULLDOGS STOOD IN THE NATION LAST SEASON

The Citadel ended last season ranked inside the top-25 in the nation in eight different statistical categories. The Bulldogs were second in 3-pointers made per game (12.06), third in total 3-pointers attempted (1,133), fourth in total 3-point field goals made (386) and steals per game (9.41), and fifth in total steals (301). The 'Dogs were also sixth in turnovers forced per game (16.94), 20th in scoring (82.5 points per game) and 21st in assists per game (16.50).

FRIERSON, GEORGIADIS, NAJDAMI ALL GAIN EXPERIENCE OVERSEAS

Seniors Matt Frierson and Zane Najdawi, and freshman Dimitri Georgiadis all took separate trips overseas to expand their basketball talents over the summer. Frierson competed in East Asia with the U.S.A. Eagles Basketball team, while Najdawi trained with the Jordanian National Team as the team competed in the 2019 Fédération Internationale de Basketball (FIBA) World Cup qualifiers. Georgiadis played for the Romanian U20 team after playing with the U18 team, while averaging 15.1 points and 10.1 rebounds per game in 2017.

BEFORE EMBRACE THE PACE, THERE WAS URBANUS

NCAA.com's Daniel Wilco compiled a list of the top 77 3-point shooters this century (2000s). Citadel great Zach Urbanus (2007-11) checks in at No. 59 on the list, a list that features Wofford's Fletcher Magee (No. 9), Duke's J.J. Redick (No. 10) and Davidson's Steph Curry (No. 15), just to name a few. Urbanus holds the program record for 3-pointers made with 295, is 4th all time in program history with a .421 career 3-point percentage, and is tied for 10th all time with 1,321 career points.

RECORD CHASING

Seniors Zane Najdawi, Matt Frierson and Quayson Williams all find themselves rising through the Bulldogs' career records. Najdawi enters the season 18th in career points scored (1,206), ninth in free throws made (301), 12th in defensive rebounds (333), 15th in total rebounds (517) and third in career blocks (140). Frierson and Williams are both in the top-10 for career 3-pointers made and attempted. Frierson is sixth with 220 made treys and fifth with 613 career 3-point attempts. Williams is ninth with 165 career made 3-pointers and 10th with 474 career 3-point attempts.

CHASING 1,000

Seniors Matt Frierson and Quayson Williams are closing in on 1,000 career points. Frierson enters his final year of eligibility with 786 career points, while Williams has 767 career points. Thirty-three Bulldogs have scored 1,000 career points in the history of the program.

THE STREAK CONTINUES

With his three 3-pointers in the Bulldogs' final game of the 2017-18 season, a 72-58 loss to top-seeded UNCG in the quarterfinal round of the Southern Conference Basketball Championships, Frierson has now converted at least one 3-pointer in 38 consecutive games.

SETTING THE SINGLE SEASON RECORD

Last season, Frierson set the program record for 3-pointers

CLIMBING THE RANKS

Where current Bulldogs rank in program history

CAREER POINTS SCORED

15.	Kevin Hammack (2002-07)	1,237
16.	Leon Bryant (1985-89)	1,214
17.	Craig Burgess (1983-87)	1,208
18.	Zane Najdawi (2015-pres.)	1,206
19.	Dick Wherry (1956-60)	1,186

CAREER 3-POINTERS MADE

1.	Zach Urbanus (2007-11).....	295
2.	Travis Cantrell (1998-2002)	255
3.	Austin Dahn (2007-11)	243
4.	Alan Puckett (1998-2002).....	242
5.	Noy Castillo (1993-97).....	230
6.	Matt Frierson (2015-pres.)	220
7.	Ashton Moore (2011-15).....	207
8.	Ryan Nesbit (1986-90).....	191
9.	Quayson Williams (2015-pres.)	165
T-10.	Dante Terry (2002-06)	160
T-10.	Donny McLendon (1999-2003)	160

CAREER 3-POINTERS ATTEMPTED

1.	Travis Cantrell (1998-2002)	727
2.	Zach Urbanus (2007-11).....	705
3.	Austin Dahn (2007-11)	683
4.	Noy Castillo (1993-97).....	656
5.	Matt Frierson (2015-pres.)	613
6.	Alan Puckett (1998-2002).....	595
7.	Ashton Moore (2011-15).....	542
8.	Dante Terry (2002-06)	500
9.	Ryan Nesbit (1986-90).....	483
10.	Quayson Williams (2015-pres.)	474

CAREER FREE THROWS MADE

T-6.	Art Musselman (1956-60)	332
T-6.	Cliff Washurn (1998-2002)	332
8.	Kent Hill (1984-88)	317
9.	Zane Najdawi (2015-pres.)	301
10.	Louie Gilbert (1979-83)	298

CAREER DEFENSIVE REBOUNDS

9.	Craig Burgess (1983-87)	356
10.	Brian White (2013-17).....	351
11.	Zach Urbanus (2007-11).....	338
12.	Zane Najdawi (2015-pres.)	333
13.	Kent Hill (1984-88)	323

CAREER TOTAL REBOUNDS

11.	Craig Burgess (1983-87)	573
12.	Kirill Misyuchenko (1995-98).....	547
13.	Gregg Jones (1999-2003)	526
14.	Patrick Elmore (1983-84, 88-90)	522
15.	Zane Najdawi (2015-pres.)	517

CAREER BLOCKS

1.	Kirill Misyuchenko (1995-98).....	215
2.	Gregg Jones (1999-2003)	148
3.	Zane Najdawi (2015-pres.)	140
4.	Matt Newman (1994-98).....	114
5.	Shawn Brown (1981-85).....	103

made in a season with 114 treys. 12 more than the previous mark set by Travis Cantrell during the 2001-02 campaign.

FRIERSON NATIONALLY

Matt Frierson ended his junior season sixth in NCAA Division I for both 3-pointers attempted (314) and 3-pointers made per game (3.56), and he was 11th with 114 total treys made.

IN ELITE COMPANY

With nine seconds remaining in the first half of the regular-season finale at Western Carolina on Sunday, Feb. 25, Zane Najdawi brought down his fourth rebound of the game and the 500th of his career. Najdawi finished the game with nine boards and became just the 27th player in SoCon history, and second in Citadel history, to record at least 1,000 points, 500 rebounds and 100 blocks.

1,000 CAREER POINTS FOR NAJDAWI: On Thursday, Feb. 1 against Wofford, junior Zane Najdawi scored his 1,000th-career point when he connected on the second of two free throws with 17:40 to play in the second half. Najdawi became just the second player in program history to score 1,000 points, collect 400 rebounds and block 100 shots, joining Matt Newman (1994-98) for the honor. Najdawi is just the 10th player in program history to score 1,000 career points in three years and is only the fifth Bulldog to do so as a junior. Five Bulldogs scored 1,000 career points in three years while the NCAA restricted freshmen from playing varsity basketball. Najdawi joined two other SoCon players in reaching the 1,000-point mark on Thursday, Feb. 1 as UNCG's Marvin Smith and Mercers Jordan Strawberry also accomplished the feat.

NAJDAWI WITH THE DOUBLE-DOUBLE

Zane Najdawi recorded the ninth double-double of his career on Saturday, Feb. 17, 2018 against VMI with 23 points and 14 rebounds. It was the third of the year for the forward.

TWICE AS NICE FOR NAJDAWI

Zane Najdawi was named the Southern Conference (SoCon) Men's Basketball Player of the Week twice last season by the conference office. Najdawi was named the SoCon Player of the Week on Feb. 6, 2018 and Jan. 15, 2018 as well as on Nov. 15, 2016 and Dec. 6, 2016.

EVERYBODY CONVERTING THREE-POINTERS

When Derek Webster, Jr. converted his first-career 3-pointer in the first half at Wofford on Saturday, Jan. 6, it meant that every Bulldog on the team made at least one 3-pointer last season.

3 PLAYERS WITH 30

In the Bulldogs' home game against Chattanooga (Saturday, Jan. 13, 2018), three players between the two teams netted at least 30 points, including Zane Najdawi and Matt Frierson for The Citadel and Makale Foreman for UTC. The last time three players all scored 30 points in a single SoCon game was on Feb. 25, 2017 in a game between The Citadel and Samford. Preston Parks scored a game-high 37 for the Bulldogs while Alex Thompson and Demetrius Denzel-Dyson led Samford with 35 and 30 points, respectively.

30 AND 30

In the Saturday, Jan. 13, 2018 game against Chattanooga, Zane Najdawi and Matt Frierson became the first Bulldogs to score at least 30 points since Preston Parks netted 37 last season at Samford on Feb. 25, 2017. They are believed to be the first two Bulldogs to score 30 points in the same game. The last player to score at least 40 points for The Citadel was Patrick Elmore on Feb. 10, 1990 vs. ETSU. Najdawi's 37 points and Frierson's 31 were career highs for both.

91-YEAR STREAK ENDS

The Bulldogs' 76-74 win over Mercer on Saturday, Jan. 27 in Macon was the first win for The Citadel in basketball over the Bears since the 1926-27 season. That year, The Citadel defeated Mercer four times, including 42-41 in the Southern Intercollegiate Athletic Association (SIAA) Tournament on March 5, 1927. The last Bulldog win in Macon came on Feb. 10, 1927 as The Citadel claimed a 47-32 victory. It was also the first SoCon win over the Bears for the Bulldogs.

NAJDAWI, FRIERSON NAMED TO NABC HONORS COURT

Zane Najdawi and Matt Frierson were named to the National Association of Basketball Coaches (NABC) Honors Court last season. Nine total student-athletes from the Southern Conference were honored, including Najdawi and Frierson, as well as three from UNCG and four from Mercer. Najdawi boasts a cumulative grade-point average of 3.393 as a sport management major after posting a 4.0 for the Spring 2018 term. Frierson, also a sport management major, takes a 3.383 GPA into his senior year after earning his own 4.0 last semester. Both were named to the Southern Conference Spring 2018 Academic All-Conference Team as well as the 2017-18 SoCon Academic Honor Roll.

NAJDAWI NAMED TO ALL-SOCON FIRST TEAM

Zane Najdawi was named to the All-Southern Conference First Team by both the league's coaches and the media and earned his second-straight All-SoCon nod from HoopsHD.com. Najdawi is just the fourth player in program history and the first Bulldog since Ashton Moore to earn first-team honors from both the coaches and the media. He is only the fourth player in program history to be named to the media's all-conference first team and is only the 11th player in program history to garner all-conference honors from the league's coaches.

SETTING A PROGRAM RECORD FOR TREYS

The Citadel converted 18 3-pointers on Saturday, Feb. 10, 2018 at Samford, setting a program record for most treys by a Bulldog team in a regular-season Southern Conference game. The previous mark was 17 set by the 2007-08 team against Chattanooga on Feb. 16, 2008.

IN ELITE COMPANY

With his five 3-pointers Thursday, Feb. 15, 2018 against UNCG, junior Matt Frierson eclipsed the 200 career treys mark, becoming just the seventh Bulldog ever to accomplish the feat.

RICE SETTING CAREER HIGHS

Kaiden Rice had a career day in the regular-season finale at Western Carolina on Sunday, Feb. 25, 2018 as he came off the bench to lead all scorers with 28 points, including making eight 3-pointers. Rice set career-highs in points, treys, rebounds (7), field goals made (10), field goals attempted (22), 3-pointers attempted (18) and minutes played (30).

RICE FROM THREE

Rice's eight 3-pointers made in the game at Western Carolina were the second most made in a single game last season by a Bulldog, and tied for fifth-most treys made by a Bulldog in program history.

OVERCOMING A DEFICIT

The Bulldogs' 100-92 win over Furman on Saturday, Feb. 3, 2018 marked the first time since Feb. 24, 2011 that the Bulldogs rallied from a 17-point deficit in the second half to win a game. Previously the last time it happened, the Bulldogs won 70-62 at Western Carolina after trailing by 17, 37-20 at halftime. It was also the first time since Feb. 2, 2013 that the Bulldogs had trailed by at least 16 points in the second half before going on to win a game. Coincidentally enough, that game was against Furman and the Bulldogs won 84-79 in Greenville.

THE BULLDOGS SCORING 100 IN THE OPENER

Last season, the Bulldogs scored 109 points in the season opener against Oglethorpe. The 109 points were the most the Bulldogs have ever scored against the Stormy Petrels and marks the most points scored in a season opener since the 2007-08 team scored 131 in a 131-79 win against Daniel Webster.



NO.	NAME	POS.	HT.	WT.	CL.	HOMETOWN (PREVIOUS SCHOOL)
2	Quayson Williams	G	5-11	170	Sr.	Trenton, N.J. (Eastern Guilford HS (N.C.))
3	Matt Frierson	G	6-2	160	Sr.	Laurel, Md. (Chapelgate Christian Academy)
4	Robert Guyton	G	5-11	160	Fr.	Myrtle Beach, S.C. (Christian Academy of Myrtle Beach)
11	Kaiden Rice	G/F	6-6	185	So.	Columbia, S.C. (Ridge View HS)
12	Connor Kern	G	6-4	190	Gr.	Pickerington, Ohio (Pickerington HS/Arkansas State)
13	Lew Stallworth	G	6-1	200	Gr.	Los Angeles, Calif. (William S. Hart HS / UTEP / UTRGV)
15	Jerry Higgins, III	G	5-10	165	Fr.	Cleveland, Ohio (Villa Angela-St. Joseph HS)
20	Dimitri Georgiadis	F	6-9	225	Fr.	Richmond, Va. (Benedictine College Prep)
23	Kaelon Harris	G/F	6-4	220	Jr.	Atlanta, Ga. (Mundy's Mill HS)
24	Tyler Burgess	G/F	6-7	195	Jr.	Easley, S.C. (Easley HS)
25	Alex Reed	G/F	6-5	210	So.	Raleigh, N.C. (Garner HS)
32	Derek Webster, Jr.	F	6-5	215	So.	Tampa, Fla. (Seffner Christian Academy)
33	Hayden Brown	F	6-6	215	So.	Greer, S.C. (Byrnes HS)
35	Zane Najdawi	F	6-7	220	Sr.	Midlothian, Va. (Cosby HS)

Head Coach – Duggar Baucom (Fourth Season)
Associate Head Coach – Daniel Willis (Fourth Season)
Assistant Coach – Willie Bell (Fourth Season)
Assistant Coach – Jack Castleberry (Third Season)
Director of Operations – Kyle Combs (Third Season)
Graduate Manager - Brad Mason (First Season)
Athletic Trainer – Greg Loeser

PRONUNCIATION GUIDE

#2 **KWAY-sahn** Williams
 #3 Matt **FRY-er-suhn**
 #11 **KAY-den** Rice
 #20 deh-MEE-tree gee-ORE-gee-ah-dis

#23 **KAY-lun** Harris
 #35 Zane **NAHJ-dah-wee**
 HC **DOO-ger** (like sugar) **BAUGH-come**

2017-18 FINAL STATS

The Citadel Men's Basketball The Citadel Combined Team Statistics (as of Aug 23, 2017) All games

Overall record: 12-21 Conf: 4-14 Home: 8-8 Away: 3-12 Neutral: 1-1

#	Player	gp-gs	min	avg	Total		3-Point		F-Throw		Rebounds				a	to	blk	stl	pts	avg		
					fg-fga	fg%	3fg-fga	3fg%	ft-fa	ft%	off	def	tot	avg							pf	dq
00	Preston Parks	30-9	839	28.0	185-456	.406	77-234	.329	96-116	.828	30	64	94	3.1	62	1	116	78	5	60	543	18.1
35	Zane Najdawi	33-32	791	24.0	157-334	.470	28-65	.431	154-185	.832	93	127	220	6.7	113	5	26	73	38	33	496	15.0
23	Kaelon Harris	21-6	406	19.3	66-136	.485	13-39	.333	51-87	.586	39	63	102	4.9	55	2	21	45	5	10	196	9.3
02	Quayson Williams	33-17	571	17.3	83-225	.369	55-152	.362	40-51	.784	23	70	93	2.8	69	3	40	35	1	35	261	7.9
01	Frankie Johnson	33-31	811	24.6	78-213	.366	27-98	.276	74-97	.763	42	48	90	2.7	93	3	121	62	3	49	257	7.8
05	Warren Sledge	33-33	955	28.9	75-209	.359	37-121	.306	66-78	.846	19	69	88	2.7	74	4	113	42	6	32	253	7.7
03	Matt Frierson	33-2	561	17.0	68-190	.358	65-181	.359	7-9	.778	7	33	40	1.2	34	0	48	16	0	23	208	6.3
04	Ezekiel Balogun	32-4	345	10.8	76-141	.539	15-43	.349	30-55	.545	38	80	118	3.7	48	2	13	35	14	16	197	6.2
10	Leandro Allende	33-19	561	17.0	66-177	.373	27-101	.267	37-55	.673	31	60	91	2.8	74	2	29	28	3	16	196	5.9
32	Brian White	32-11	390	12.2	64-130	.492	26-60	.433	36-41	.878	25	54	79	2.5	43	0	17	29	4	17	190	5.9
24	Tyler Burgess	12-0	97	8.1	19-52	.365	19-51	.373	2-4	.500	3	8	11	0.9	4	0	2	3	0	0	59	4.9
12	Chris Ross	2-0	8	4.0	3-6	.500	2-4	.500	0-0	.000	1	0	1	0.5	0	0	0	0	0	0	8	4.0
50	Griffin Peevey	2-0	7	3.5	3-5	.600	0-0	.000	2-2	1.000	3	0	3	1.5	0	0	0	0	0	0	8	4.0
14	Aaron Washington	4-0	20	5.0	4-9	.444	2-4	.500	2-4	.500	0	3	3	0.8	4	0	2	1	0	2	12	3.0
11	Tom Koopman	32-1	263	8.2	30-71	.423	4-13	.308	7-11	.636	18	29	47	1.5	51	0	10	16	6	11	71	2.2
21	Bobby Duncan	13-0	51	3.9	3-5	.600	0-0	.000	3-7	.429	5	12	17	1.3	13	1	3	6	0	2	9	0.7
Team											71	66	137		1		4					
Total.....		33	6676		980-2359	.415	397-1166	.340	607-802	.757	448	786	1234	37.4	738	23	561	473	85	306	2964	89.8
Opponents.....		33	6675		1106-2162	.512	282-728	.387	627-891	.704	413	1038	1451	44.0	701	-	626	579	131	238	3121	94.6

TEAM STATISTICS	CIT	OPP	Date	Opponent	Score	Att.
SCORING	2964	3121	11/11/16	at Col. of Charleston	L 68-81	4178
Points per game	89.8	94.6	11/13/16	JOHNSON UNIVERSITY (w 146-84	897
Scoring margin	-4.8	-	11/15/16	TRUETT MCCONNELL	w 119-90	908
FIELD GOALS-ATT	980-2359	1106-2162	11/18/16	at Stetson	w 116-112	822
Field goal pct	.415	.512	11-20-16	at Iowa State	L 63-130	14228
3 POINT FG-ATT	397-1166	282-728	11-23-16	at ARIZONA STATE	L 110-127	4702
3-point FG pct	.340	.387	11/28/16	PRESBYTERIAN	w 97-83	3278
3-pt FG made per game	12.0	8.5	12/2/16	COLGATE	w 108-101	356
FREE THROWS-ATT	607-802	627-891	12/3/16	USC UPSTATE	w 97-92	909
Free throw pct	.757	.704	12/04/16	CAMPBELL	L 91-97	572
F-Throws made per game	18.4	19.0	12/07/16	TOCCOA FALLS COLLEGE	w 144-94	472
REBOUNDS	1234	1451	12/17/16	at Virginia Tech	L 71-113	5664
Rebounds per game	37.4	44.0	12-19-16	at UMCB Retrievers	Lo2 111-120	767
Rebounding margin	-6.6	-	* 12/28/16	UNCG	L 87-95	1221
ASSISTS	561	626	* 12/31/16	at Furman	L 68-83	1529
Assists per game	17.0	19.0	* 1/02/17	at Wofford	Wot 104-103	1071
TURNOVERS	473	579	* 01/05/17	ETSU	L 71-115	1207
Turnovers per game	14.3	17.5	* 01/07/17	VMI	w 79-74	1301
Turnover margin	+3.2	-	* 01/11/17	at Chattanooga	L 73-83	3143
Assist/turnover ratio	1.2	1.1	* 01/14/17	SAMFORD	L 90-98	1175
STEALS	306	238	* 1/19/17	at Western Carolina	L 95-100	1561
Steals per game	9.3	7.2	* 01/21/17	at UNCG	L 72-81	2783
BLOCKS	85	131	* 01/28/17	at Mercer	L 66-82	4328
Blocks per game	2.6	4.0	* 02/02/17	WOFFORD	L 90-100	1175
ATTENDANCE	26538	54201	* 02/04/17	FURMAN	L 91-99	4688
Home games-Avg/Game	16-1659	15-3613	* 02/09/17	at ETSU	L 69-90	3845
Neutral site-Avg/Game	-	2-0	* 02/11/17	at VMI	L 78-101	3479
			* 02/18/17	MERCER	L 78-89	3809
			* 02/22/17	WESTERN CAROLINA	L 80-84	1270
			* 02/25/17	at Samford	w 102-96	2101
			* 02/27/17	CHATTANOOGA	w 85-76	3300
			03/03/17	vs Western Carolina	w 78-72	0
			03/04/17	vs UNCG	L 67-76	0

* - Conference game

2017-18 GAME BY GAME TEAM BREAKDOWN

The Citadel Men's Basketball The Citadel Team Game-by-Game (as of Aug 23, 2017) All games

TEAM STATISTICS

Opponent	Date	Score		Total		3-Pointers		Free throws		Rebounds				pf	a	t/o	blk	stl	pts	avg
				fg-fga	pct	3fg-fga	pct	ft-fa	pct	off	def	tot	avg							
at Col. of Charleston	11/11/16	68-81	L	20-67	.299	7-33	.212	21-23	.913	19	27	46	46.0	29	8	22	3	4	68	68.0
JOHNSON UNIVERSITY (11/13/16	146-84	W	47-106	.443	17-50	.340	35-41	.854	32	35	67	56.5	26	34	21	5	27	146	107.0
TRUETT MCCONNELL	11/15/16	119-90	W	37-85	.435	15-48	.313	30-40	.750	23	23	46	53.0	22	22	18	3	16	119	111.0
at Stetson	11/18/16	116-112	W	39-81	.481	18-41	.439	20-29	.690	12	30	42	50.2	26	24	9	3	6	116	112.2
at Iowa State	11-20-16	63-130	L	21-77	.273	15-45	.333	6-10	.600	9	24	33	46.8	24	16	17	2	6	63	102.4
at ARIZONA STATE	11-23-16	110-127	L	42-84	.500	13-37	.351	13-16	.813	16	25	41	45.8	24	22	15	3	5	110	103.7
PRESBYTERIAN	11/28/16	97-83	W	30-54	.556	12-24	.500	25-36	.694	9	24	33	44.0	23	15	8	3	4	97	102.7
COLGATE	12/2/16	108-101	W	31-62	.500	16-35	.457	30-34	.882	10	18	28	42.0	15	25	13	2	10	108	103.4
USC UPSTATE	12/3/16	97-92	W	34-76	.447	11-27	.407	18-25	.720	15	27	42	42.0	22	22	11	3	2	97	102.7
CAMPBELL	12/04/16	91-97	L	28-66	.424	11-35	.314	24-35	.686	13	18	31	40.9	23	16	17	2	16	91	101.5
TOCCOA FALLS COLLEG	12/07/16	144-94	W	45-90	.500	19-46	.413	35-40	.875	24	28	52	41.9	19	29	12	6	16	144	105.4
at Virginia Tech	12/17/16	71-113	L	28-76	.368	10-37	.270	5-10	.500	9	19	28	40.8	22	11	18	4	12	71	102.5
at UMBC Retrievers	12-19-16	111-120	Lot	39-104	.375	19-50	.380	14-18	.778	19	31	50	41.5	34	24	16	2	14	111	103.2
UNCG	12/28/16	87-95	L	25-76	.329	10-34	.294	27-36	.750	15	21	36	41.1	23	11	12	2	9	87	102.0
at Furman	12/31/16	68-83	L	22-70	.314	8-36	.222	16-19	.842	17	20	37	40.8	19	11	14	0	6	68	99.7
at Wofford	1/02/17	104-103	Wot	36-73	.493	12-35	.343	20-26	.769	10	19	29	40.1	27	16	16	3	19	104	100.0
ETSU	01/05/17	71-115	L	21-67	.313	6-33	.182	23-35	.657	13	27	40	40.1	26	7	20	2	5	71	98.3
VMI	01/07/17	79-74	W	29-64	.453	10-26	.385	11-17	.647	8	32	40	40.1	18	17	12	3	7	79	97.2
at Chattanooga	01/11/17	73-83	L	26-57	.456	8-24	.333	13-19	.684	11	24	35	39.8	26	11	19	1	6	73	95.9
SAMFORD	01/14/17	90-98	L	34-86	.395	8-39	.205	14-15	.933	14	18	32	39.4	20	14	7	3	12	90	95.7
at Western Carolina	1/19/17	95-100	L	28-65	.431	15-38	.395	24-32	.750	17	20	37	39.3	19	18	14	1	8	95	95.6
at UNCG	01/21/17	72-81	L	22-57	.386	10-32	.313	18-21	.857	7	17	24	38.6	26	12	14	1	7	72	94.5
at Mercer	01/28/17	66-82	L	23-67	.343	11-37	.297	9-13	.692	14	18	32	38.3	23	15	10	1	6	66	93.3
WOFFORD	02/02/17	90-100	L	32-69	.464	13-33	.394	13-16	.813	9	17	26	37.8	28	15	12	2	12	90	93.2
FURMAN	02/04/17	91-99	L	33-74	.446	12-35	.343	13-19	.684	12	20	32	37.6	20	21	8	2	10	91	93.1
at ETSU	02/09/17	69-90	L	24-71	.338	15-40	.375	6-9	.667	13	27	40	37.7	20	15	20	2	8	69	92.2
at VMI	02/11/17	78-101	L	23-65	.354	7-29	.241	25-37	.676	20	30	50	38.1	23	8	20	1	5	78	91.6
MERCER	02/18/17	78-89	L	29-67	.433	16-43	.372	4-5	.800	11	19	30	37.8	19	19	12	2	4	78	91.1
WESTERN CAROLINA	02/22/17	80-84	L	24-70	.343	11-38	.289	21-28	.750	13	27	40	37.9	22	20	12	2	14	80	90.8
at Samford	02/25/17	102-96	W	34-62	.548	8-25	.320	26-34	.765	5	25	30	37.6	24	16	12	6	10	102	91.1
CHATTANOOGA	02/27/17	85-76	W	25-50	.500	10-26	.385	25-36	.694	9	26	35	37.5	15	13	12	3	9	85	90.9
vs Western Carolina	03/03/17	78-72	W	25-56	.446	10-25	.400	18-20	.900	7	27	34	37.4	15	15	18	3	8	78	90.5
vs UNCG	03/04/17	67-76	L	24-65	.369	14-30	.467	5-8	.625	13	23	36	37.4	16	19	12	4	3	67	89.8
The Citadel		2964		980-2359	.415	397-1166	.340	607-802	.757	448	786	1234	37.4	738	561	473	85	306	2964	89.8
Opponents		3121		1106-2162	.512	282-728	.387	627-891	.704	413	1038	1451	44.0	701	626	579	131	238	3121	94.6

Games played: 33
Points/game: 89.8
FG Pct: 41.5
3FG Pct: 34.0
FT Pct: 75.7

Rebounds/game: 37.4
Assists/game: 17.0
Turnovers/game: 14.3
Assist/turnover ratio: 1.2
Steals/game: 9.3

GAME BY GAME LEADERS AND / STARTERS

OPPONENT	THE CITADEL	THE CITADEL	OPPONENT	OPPONENT	THE CITADEL STARTING LINEUP				
	POINTS	REBOUNDS	POINTS	REBOUNDS	G	G	G/F	G/F	C
at Coll. of Charleston	28 - Z. Najdawi	12 - Z. Najdawi	24 - J. Chealey	13 - N. Harris	F. Johnson	Q. Williams	W. Sledge	L. Allende	Z. Najdawi
JOHNSON	26 - Z. Najdawi	10 - Z. Najdawi	21 - J. Grover	10 - D. Broughton	F. Johnson	M. Frierson	W. Sledge	L. Allende	Z. Najdawi
TRUETT MCCONNELL	26 - Q. Williams	10 - Z. Najdawi	18 - D. Campbell, Jr.	7 - W. Stallworth	F. Johnson	M. Frierson	W. Sledge	L. Allende	Z. Najdawi
at Stetson	26 - K. Harris	9 - Z. Najdawi	23 - D. Newton	9 - D. Newton	F. Johnson	Q. Williams	W. Sledge	L. Allende	Z. Najdawi
at Iowa State	15 - Q. Williams	8 - K. Harris	26 - N. Mitrou-Long	10 - M. Morris 10 - D. Bowie	F. Johnson	Q. Williams	W. Sledge	L. Allende	Z. Najdawi
at Arizona State	30 - K. Harris	9 - K. Harris	23 - S. Cunliffe	15 - O. Oleka	F. Johnson	Q. Williams	W. Sledge	B. White	Z. Najdawi
PRESBYTERIAN	27 - Z. Najdawi	9 - Z. Najdawi	26 - J. Millner	5 - E. Drew	F. Johnson	Q. Williams	W. Sledge	B. White	Z. Najdawi
COLGATE	30 - Z. Najdawi	9 - Z. Najdawi	26 - S. O'Brien	9 - W. Rayman	F. Johnson	Q. Williams	W. Sledge	B. White	Z. Najdawi
USC UPSTATE	25 - P. Parks	8 - F. Johnson	24 - D. Holmes	9 - M. Moore	F. Johnson	Q. Williams	W. Sledge	B. White	Z. Najdawi
CAMPBELL	21 - Z. Najdawi	11 - Z. Najdawi	29 - S. Whitfield	10 - S. Whitfield	F. Johnson	Q. Williams	W. Sledge	B. White	Z. Najdawi
TOCCOA FALLS	22 - Z. Najdawi	10 - Z. Najdawi	28 - C. Williams	7 - C. Iverson	F. Johnson	Q. Williams	W. Sledge	B. White	Z. Najdawi
at Virginia Tech	20 - P. Parks	5 - Q. Williams	22 - A. Hill	12 - C. Clarke	F. Johnson	Q. Williams	W. Sledge	B. White	Z. Najdawi
at UMBG	24 - P. Parks	10 - Z. Najdawi	32 - J. Lyles	20 - J. Lyles	F. Johnson	Q. Williams	W. Sledge	B. White	Z. Najdawi
UNCG *	32 - P. Parks	8 - Z. Najdawi 8 - K. Harris	25 - D. Baldwin	11 - J. Kuiper	F. Johnson	Q. Williams	W. Sledge	B. White	Z. Najdawi
at Furman *	24 - P. Parks	5 - K. Harris	21 - K. Acox	11 - K. Acox	F. Johnson	Q. Williams	W. Sledge	K. Harris	Z. Najdawi
at Wofford *	23 - K. Harris	6 - K. Harris	27 - E. Garcia	13 - R. Sawvell	F. Johnson	Q. Williams	W. Sledge	K. Harris	Z. Najdawi
ETSU *	15 - B. White	9 - B. White	19 - T. Cromer 19 - D. Payne	8 - D. Burrell	F. Johnson	W. Sledge	L. Allende	K. Harris	Z. Najdawi
VMI *	25 - Z. Najdawi	8 - K. Harris	22 - Q. Peterson	12 - Q. Peterson	F. Johnson	W. Sledge	L. Allende	K. Harris	Z. Najdawi
at Chattanooga *	15 - Z. Najdawi	7 - K. Harris	20 - J. Burroughs-Cook	13 - J. Tuoyo	F. Johnson	W. Sledge	L. Allende	K. Harris	Z. Najdawi
SAMFORD *	19 - P. Parks	5 - Q. Williams	21 - D. Denzel-Dyson	11 - W. Walker	F. Johnson	W. Sledge	L. Allende	K. Harris	Z. Najdawi
at WCU *	28 - P. Parks	15 - Z. Najdawi	28 - E. Pughsley	7 - H. Mutombo	P. Parks	F. Johnson	W. Sledge	L. Allende	Z. Najdawi
at UNCG *	26 - P. Parks	7 - Z. Najdawi	19 - D. Baldwin	12 - J. Kuiper	P. Parks	E. Balogun	W. Sledge	L. Allende	Z. Najdawi
at Mercer *	16 - E. Balogun	8 - E. Balogun 8 - Q. Williams	23 - D. Rivers	14 - S. Jelks	P. Parks	W. Sledge	L. Allende	B. White	Z. Najdawi
WOFFORD *	26 - W. Sledge	6 - Q. Williams 6 - F. Johnson	21 - F. Magee 21 - E. Garcia	10 - C. Jackson	P. Parks	F. Johnson	W. Sledge	L. Allende	Z. Najdawi
FURMAN *	19 - E. Balogun	11 - E. Balogun	32 - D. Sibley	11 - K. Acox	P. Parks	F. Johnson	Q. Williams	W. Sledge	Z. Najdawi
at ETSU *	22 - P. Parks	7 - L. Allen	17 - T. Cromer	8 - T. Glass	F. Johnson	Q. Williams	W. Sledge	L. Allende	Z. Najdawi
at VMI *	33 - P. Parks	8 - W. Sledge	37 - Q. Peterson	13 - J. Eleby	F. Johnson	Q. Williams	W. Sledge	L. Allende	Z. Najdawi
MERCER *	24 - P. Parks	7 - Z. Najdawi	32 - R. Holland	10 - D. Ringer	F. Johnson	Q. Williams	W. Sledge	L. Allende	Z. Najdawi
WCU *	19 - P. Parks	8 - Z. Najdawi	20 - A. Williams	13 - M. Gosselin	F. Johnson	Q. Williams	W. Sledge	L. Allende	Z. Najdawi
at Samford *	37 - P. Parks	8 - P. Parks	35 - A. Thompson	11 - A. Thompson	P. Parks	F. Johnson	E. Balogun	W. Sledge	Z. Najdawi
CHATTANOOGA *	22 - P. Parks	9 - E. Balogun	24 - J. Tuoyo	10 - C. Jones	P. Parks	F. Johnson	W. Sledge	T. Koopman	B. White
vs. WCU *	27 - P. Parks	6 - Z. Najdawi	25 - H. Mutombo	12 - M. Gosselin	P. Parks	F. Johnson	E. Balogun	W. Sledge	Z. Najdawi
vs. UNCG ^	18 - Z. Najdawi	10 - E. Balogun	21 - R. White	19 - J. Dickey	P. Parks	F. Johnson	E. Balogun	W. Sledge	Z. Najdawi

* - SoCon Regular Season Game

^ - SoCon Tournament

**ONE OF THE BEST IN THE NATION:
WHERE #EMBRACETHEPACE RANKED IN THE NCAA IN 2017-18**

2ND 3-POINTERS PER GAME
12.1/GM

15TH TOTAL STEALS
301

3RD 3-POINTERS ATTEMPTED
1,133

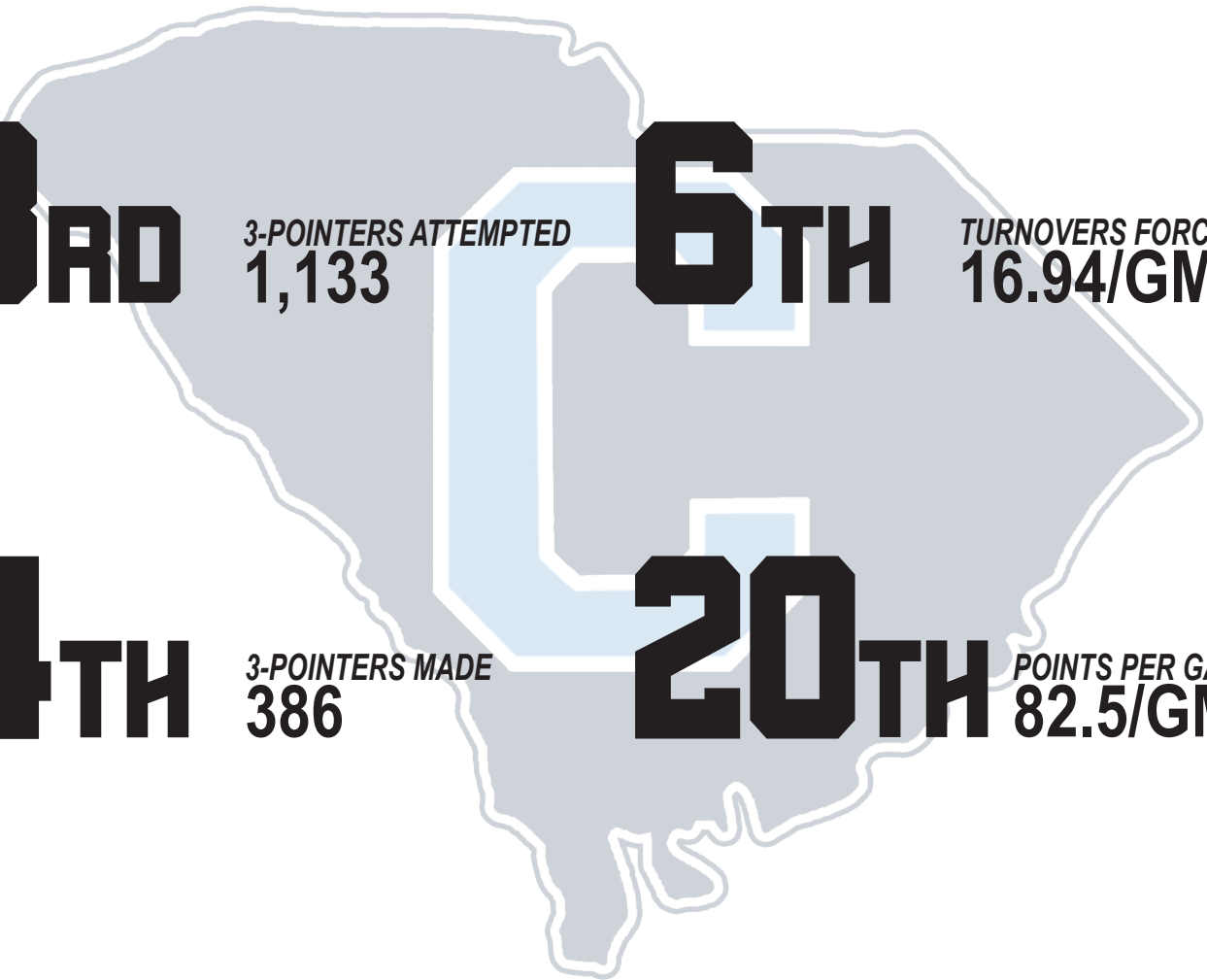
6TH TURNOVERS FORCED
16.94/GM

4TH 3-POINTERS MADE
386

20TH POINTS PER GAME
82.5/GM

T4TH STEALS PER GAME
9.4/GM

21ST ASSISTS PER GAME
16.5/GM



THE LAST TIME AN INDIVIDUAL...

SCORED 30 POINTS

CIT: Zane Najdawi (33 pts.); at Samford (Feb. 10, 2018)
OPP: Makale Foreman (30); vs. Chattanooga (Jan. 13, 2018)

SCORED 40 POINTS

CIT: Patrick Elmore (40 pts.); vs. East Tennessee St. (Feb. 10, 1990)
OPP: Skip Henderson (55 pts.); Marshall (March 4, 1988)

TWO PLAYERS SCORED AT LEAST 20 POINTS

CIT: Zane Najdawi (23 pts.), Matt Frierson (20 pts.); vs. VMI (Feb. 17, 2018)
OPP: Alex Thompson (24 pts.), Demetrius Denzel-Dyson (20 pts.); at Samford (Feb. 10, 2018)

THREE PLAYERS SCORED 20 POINTS

CIT: Preston Parks (28 pts.), Zane Najdawi (23 pts.), Leandro Allende (23 pts.); at Western Carolina (Jan. 19, 2017)
OPP: Nickeil Alexander-Walker (29 pts.), Kerry Blackshear, Jr. (22 pts.), Ahmed Hill (20 pts.); Virginia Tech (Nov. 12, 2017)

THREE PLAYERS SCORED DOUBLE FIGURES

CIT: Zane Najdawi (17 pts.), Leandro Allende (12 pts.), Matt Frierson (10 pts.); vs. UNCG (March 3, 2018)
OPP: Demetre Rivers (22 pts.), Jordan Strawberry (17 pts.), Ross Cummings (14 pts.); vs. Mercer (Feb. 23, 2018)

FOUR PLAYERS SCORED DOUBLE FIGURES

CIT: Zane Najdawi (16 pts.), Frankie Johnson (12 pts.), Matt Frierson (12 pts.), Hayden Brown (11 pts.); vs. VMI (March 2, 2018)
OPP: Marvin Smith (18 pts.), Isaiah Miller (15 pts.), Kyrin Galloway (12 pts.), James Dickey (10 pts.); vs. UNCG (Feb. 15, 2018)

FIVE PLAYERS OR MORE SCORED DOUBLE FIGURES

CIT: Alex Reed (18 pts.), Tariq Simmons (16 pts.), Quayson Williams (13 pts.), Derek Webster, Jr. (11 pts.), Kaelon Harris (10 pts.); vs. Point (Dec. 16, 2017)
OPP: Demetrius Troy (14 pts.), James Dickey (13 pts.), Francis Alonso (12 pts.), Marvin Smith (10 pts.), Isaiah Miller (10 pts.); vs. UNCG (March 3, 2018)

MADE AT LEAST 5 THREE-POINTERS

CIT: Kaiden Rice (8); at Western Carolina (Feb. 25, 2018)
OPP: Makale Foreman (6); at Chattanooga (Feb. 8, 2018)

MADE 10 FREE THROWS

CIT: Zane Najdawi (10); at UNCG (Jan. 21, 2017)
OPP: Trevor Stumpe (10); at Wofford (Jan. 6, 2018)

MADE 15 FREE THROWS

CIT: Zane Najdawi (16); vs. Colgate (Dec. 2, 2016)
OPP: De'Mon Brooks (17), Davidson (Feb. 17, 2014)

HAD A DOUBLE-DOUBLE

CIT: Zane Najdawi (23 pts., 14 rebs.); vs. VMI (Feb. 17, 2018)
OPP: James Dickey (13 pts., 10 rebs.); vs. UNCG (March 3, 2018)

HAD BACK-TO-BACK DOUBLE-DOUBLES

CIT: Zane Najdawi (21 pts., 11 rebs.); vs. Campbell (Dec. 4, 2016)
Zane Najdawi (22 pts., 10 rebs.); vs. Toccoa Falls (Dec. 7, 2016)
OPP: James Dickey (13 pts., 10 rebs.); vs. UNCG (March 3, 2018)
James Dickey (10 pts., 10 rebs.); vs. UNCG (Feb. 15, 2018)

TWO PLAYERS HAD A DOUBLE-DOUBLE

CIT: Zane Najdawi (22 pts., 10 rebs.), Warren Sledge (18 pts., 10 assists); vs. Toccoa Falls
OPP: Devin Sibley (26 pts., 10 rebs.) and Matt Rafferty (10 pts., 11 rebs.); at Furman (Jan. 4, 2018)

HAD A TRIPLE-DOUBLE

CIT: None in Citadel basketball history

HAD 10-14 REBOUNDS

CIT: Zane Najdawi (14 rebs.); vs. VMI (Feb. 17, 2018)
OPP: James Dickey (10 rebs.); vs. UNCG (March 3, 2018)

HAD 15 REBOUNDS

CIT: Zane Najdawi (15 rebs.); at Western Carolina (Jan. 19, 2017)
OPP: Kerry Blackshear, Jr. (15 rebs.); Virginia Tech (Nov. 12, 2017)

TWO PLAYERS HAD 10 REBOUNDS

CIT: Cameron Wells (12 rebounds), Bryan Streeter (10 rebounds); vs. Furman (Jan. 23, 2010)
OPP: Desonta Bradford (10 rebs.), Mladen Armus (10 rebs.); vs. ETSU (Jan. 29, 2018)

HAD 10 ASSISTS

CIT: Frankie Johnson (11); at Chattanooga (Feb. 8, 2018)
OPP: Justin Coleman (13); at Samford (Feb. 10, 2018)

HAD FIVE BLOCKS

CIT: Zane Najdawi (6), vs. Western Carolina (Dec. 30, 2017)
OPP: RJ White (5); UNCG (Mar. 4, 2017)

HAD FIVE STEALS

CIT: Quayson Williams (5); at Samford (Feb. 10, 2018)
OPP: Desmond Johnson (8); vs. Western Carolina (Dec. 30, 2017)

THE LAST TIME A TEAM...

SCORED 100 POINTS

CIT: 103, at Samford (Feb. 10, 2018)
OPP.: 116, at Samford (Feb. 10, 2018)

SCORED AT LEAST 60 POINTS IN A HALF

CIT: 60, 2nd Half, vs. Samford (Jan. 11, 2018)
OPP.: 62, 1st Half, at Samford (Feb. 10, 2018)

SCORED AT LEAST 50 POINTS IN THE FIRST HALF

CIT: 51, at Samford (Feb. 10, 2018)
OPP.: 62, at Samford (Feb. 10, 2018)

SCORED AT LEAST 50 POINTS IN THE SECOND HALF

CIT: 52, at Samford (Feb. 10, 2018)
OPP.: 54, at Samford (Feb. 10, 2018)

SCORED 40-49 POINTS IN THE FIRST HALF

CIT: 42, at ETSU (Feb. 20, 2018)
OPP.: 49, at Western Carolina (Feb. 25, 2018)

SCORED 40-49 POINTS IN THE SECOND HALF

CIT: 42, vs. VMI (March 2, 2018)
OPP.: 43, vs. UNCG (March 3, 2018)

SCORED UNDER 30 POINTS IN A HALF

CIT: 28, 1st Half, vs. UNCG (March 3, 2018)
OPP.: 29, 1st Half, vs. UNCG (March 3, 2018)

SHOT 50-59 PERCENT FOR THE GAME

CIT: 55.9% (33-59), vs. JMU (Dec. 5, 2017)
OPP.: 56.9% (29-51), at Chattanooga (Feb. 8, 2018)

SHOT 50-59 PERCENT FOR THE FIRST HALF

CIT: 52.9% (18-34), at Samford (Feb. 10, 2018)
OPP.: 50.0% (19-38), at ETSU (Feb. 20, 2018)

SHOT 50-59 PERCENT FOR THE SECOND HALF

CIT: 51.7% (15-29), vs. Furman (Feb. 3, 2018)
OPP.: 55.2% (16-29), vs. UNCG (March 3, 2018)

SHOT 50-59 PERCENT FOR AN OVERTIME PERIOD

CIT: None in Citadel basketball history
OPP.: 60.0%, Wofford (Jan. 2, 2017)

SHOT 60-69 PERCENT FOR THE GAME

CIT: 61.6% (37-60), vs. Chattanooga (Jan. 13, 2018)
OPP.: 67.8% (40-59), at Samford (Feb. 10, 2018)

SHOT 60-69 PERCENT FOR THE FIRST HALF

CIT: 61.3% (19-31), vs. JMU (Dec. 5, 2017)
OPP.: 65.7% (23-35), at Samford (Feb. 10, 2018)

SHOT 60-69 PERCENT FOR THE SECOND HALF

CIT: 60.7% (17-28), at Mercer (Jan. 27, 2018)
OPP.: 60.7% (17-28), vs. Mercer (Feb. 23, 2018)

SHOT 60-69 PERCENT FOR AN OVERTIME PERIOD

CIT: 60.0%, at Wofford (Jan. 2, 2017)
OPP.: 66.7%, Furman (Feb. 19, 2015)

SHOT 70-79 PERCENT FOR THE FIRST HALF

CIT: 82.1%, MA Christian (Nov. 19, 2015)
OPP.: 70.0%, Chattanooga, (Jan. 31, 2015)

SHOT 70-79 PERCENT FOR THE SECOND HALF

CIT: 72.0%, at Samford (Feb. 25, 2017)
OPP.: 70.8% (17-24), at Samford (Feb. 10, 2018)

SHOT 70-79 PERCENT FOR AN OVERTIME PERIOD

CIT: 71.4% (5-7), vs. Chattanooga (Jan. 13, 2018)

SHOT 80-89 PERCENT FOR AN OVERTIME PERIOD

CIT: 80.0%, at Appalachian State (Feb. 20, 2013)
OPP.: 85.7%, ETSU (Jan. 23, 2016)

GRABBED 50+ TOTAL REBOUNDS

CIT: 50, vs. Western Carolina (Dec. 30, 2017)
OPP.: 56, vs. Western Carolina (Dec. 30, 2017)

HIT AT LEAST 10 3-POINTERS

CIT: 11, vs. UNCG (March 3, 2018) - (Current Streak - 5 games)
OPP.: 10, vs. VMI (March 2, 2018)

FAILED TO HIT FIVE 3-POINTERS

CIT: 4, vs Furman (March 6, 2015) - (Current Streak - 97 games)
OPP.: 2, vs. ETSU, Jan. 29, 2018

FAILED TO HIT MULTIPLE 3-POINTERS

CIT: 1-13, at Georgia Southern (Jan. 30, 2014) - (Current Streak - 137 games)

FAILED TO HIT A SINGLE 3-POINTER

CIT: 0-11, vs. Georgia Southern (Jan. 13, 2007) - (Current Streak - 360 games)

RALLIED FROM 17-POINTS OR MORE DEFICIT IN THE SECOND HALF

CIT: 17-points, 75-58 with 9:13 to play in 2nd half vs. Furman (Feb. 3, 2018)

RALLIED FROM 16-POINT DEFICIT IN THE SECOND HALF

CIT: 16-point halftime deficit at Furman (Feb. 2, 2013)

RALLIED FROM 15-POINT DEFICIT IN THE SECOND HALF

CIT: 15-point halftime deficit at High Point, W, 79-77 (Nov. 18, 2017)

PLAYED AN OVERTIME GAME

CIT: Feb. 3, 2018, vs. Furman, W, 100-92 OT

PLAYED A DOUBLE OVERTIME GAME

CIT: Dec. 19, 2016, at UMBC, L, 120-111 2OT

PLAYED A TRIPLE OVERTIME GAME

CIT: Dec. 19, 1981, at South Carolina, L, 81-83 3OT

PLAYED A FIVE OVERTIME GAME

CIT: Feb. 17, 1982, vs USC Aiken, W, 107-105 5OT

HAD AN OVERTIME VICTORY AT HOME

CIT: Feb. 3, 2018, vs. Furman, W, 100-92 OT

HAD AN OVERTIME VICTORY ON THE ROAD

CIT: Jan. 2, 2017, Wofford, W, 104-13 OT

HAD AN OVERTIME VICTORY AT A NEUTRAL SITE

CIT: Nov. 28, 1977 vs. College of Charleston, W, 84-82 (Citadel Invit. Tournament)

RECORDS WHEN (2017-18)...

Overall	11-21
At home	7-8
On road.....	3-12
At neutral sites	1-1
After a win.....	2-9
After a loss	8-12
In overtime.....	2-0
In SoCon play.....	5-13
Decided by 3 pts or less	5-3
Decided by 4-5 points.....	0-1
Decided by 6-10 points.....	3-3
Decided by 11-20 points.....	0-9
Decided by 20+ points.....	3-5
Scoring first.....	4-7
Leading at half.....	6-1
Tied at half.....	0-0
Trailing at half.....	5-20
Lead with 10:00 remaining in regulation.....	7-1
Trail with 10:00 remaining in regulation.....	4-20
Lead with 5:00 remaining in regulation.....	6-1
Trail with 5:00 remaining in regulation.....	5-20
Citadel shoots 50% or better.....	3-0
Citadel shoots less than 50%	8-20
Citadel out-shoots opponent.....	8-1
Opp. shoots 50% or better.....	1-11
Opp. shoots less than 50%.....	10-10
Citadel out-rebounds opp.....	3-1
Opp. out-rebounds Citadel.....	7-19
Rebounds are tied.....	1-1
Citadel shoots 70%+ from FT line	7-10
Citadel has more FT att.....	8-8
Opponent has more FT att.....	3-11
Citadel shoots 40%+ from 3-point range.....	7-2
Citadel wins turnover battle	6-10
Opp. wins turnover battle.....	3-10
Turnovers are tied.....	2-1
Citadel scores 100-plus points	5-1
Citadel scores 90-99 points.....	0-4
Citadel scores 80-89 points.....	3-2
Citadel scores 70-79 points.....	3-8
Citadel scores 60-69 points.....	0-3
Citadel scores 50-59 points.....	0-2
Citadel scores less than 50 pts.....	0-0
Opp. scores 100-plus points.....	1-7
Opp. scores 90-99 points.....	1-4
Opp. scores 80-89 points.....	2-6
Opp. scores 70-79 points.....	5-4
Opp. scores 60-69 points.....	2-0
Opp. scores 50-59 points.....	0-0
Opp. scores less than 50 pts.....	0-0
On Mondays.....	0-1
On Tuesdays.....	3-1
On Wednesdays.....	0-2
On Thursdays.....	1-5
On Fridays.....	2-3
On Saturdays.....	5-6
On Sundays.....	0-3
In November.....	3-3
In December.....	2-5
In January.....	2-6
In February.....	3-6
In March.....	1-1

MISCELLANEOUS STATS

STARTS	15-16	16-17	17-18	18-19	TOTAL
Zane Najdawi	28	32	31	-	91
Kaelon Harris	-	6	23	-	29
Quayson Willaims	6	17	4	-	28
Matt Frierson	1	2	16	-	19
Alex Reed	-	-	12	-	12
Hayden Brown	-	-	9	-	9

30+ PT. GAMES	15-16	16-17	17-18	18-19	TOTAL
Zane Najdawi	-	-	2	-	2
Matt Frierson	-	-	1	-	1

20+ PT. GAMES	15-16	16-17	17-18	18-19	TOTAL
Zane Najdawi	1	9	9	-	19
Matt Frierson	-	1	4	-	5
Quayson Williams	2	2	1	-	5
Kaelon Harris	-	3	-	-	3
Kaiden Rice	-	-	1	-	1
Hayden Brown	-	-	1	-	1
Alex Reed	-	-	1	-	1

4+ 3 PT. GAMES	15-16	16-17	17-18	18-19	TOTAL
Matt Frierson	2	7	15	-	24
Quayson Williams	4	7	4	-	15
Zane Najdawi	-	-	3	-	3
Alex Reed	-	-	3	-	3
Kaiden Rice	-	-	3	-	3
Kaelon Harris	-	1	1	-	2

5+ AST. GAMES	15-16	16-17	17-18	18-19	TOTAL
Quayson Williams	-	1	2	-	4
Matt Frierson	-	1	-	-	1
Kaelon Harris	-	-	2	-	2

8+ REB. GAMES	15-16	16-17	17-18	18-19	TOTAL
Zane Najdawi	2	12	4	-	18
Kaelon Harris	-	4	3	-	7
Quayson Williams	1	1	-	-	2
Derek Webster, Jr.	-	-	2	-	2
Alex Reed	-	-	1	-	1

3+ STLS GAMES	15-16	16-17	17-18	18-19	TOTAL
Zane Najdawi	1	5	1	-	7
Quayson Williams	2	3	2	-	7
Kaelon Harris	-	-	4	-	4
Matt Frierson	1	1	2	-	4
Alex Reed	-	-	3	-	3

DOUBLE-DOUBLES	15-16	16-17	17-18	18-19	TOTAL
Zane Najdawi	-	6	3	-	9
Kaelon Harris	-	-	1	-	1
Derek Webster, Jr.	-	-	1	-	1

DUGGAR BAUCOM

HEAD COACH (FOURTH SEASON)



Duggar Baucom was named the 30th head men's basketball coach in The Citadel's history on March 30, 2015. Overall, Baucom is 221-242 as a head coach, including a 184-223 mark at the Division I level and a 33-64 record in three years at The Citadel.

Baucom is the first coach in program history to improve his Southern Conference record in each of his first three seasons at the helm, and he is just the fifth coach in program history to post double-digit wins in each of his first three seasons. During the 2017-18 season, he became the first head coach in program history to notch a win in the SoCon Tournament in back-to-back seasons, and his 33 wins through his first three years in Charleston is tied with Ed Conroy and George Hill for third-most wins through the first three campaigns for a head coach.

The 2017-18 campaign saw Baucom and staff field one of the youngest and smallest teams in all of NCAA Division I. The Bulldogs' scholarship roster included six freshmen, four sophomores and three juniors, with no seniors, and an average height of 5' 9.5". Even so, the Bulldogs finished the campaign in the top-25 in the nation in eight statistical categories, including second in 3-pointers made per game (12.1), third in 3-pointers attempted (1,133), fourth in total 3-point field goals made (386), tied for fourth in steals per game (9.4) and fifth in total steals (301). Baucom's Bulldogs were also sixth in turnovers forced (542), 20th in scoring (82.5 ppg) and 21st in assists per game (16.5).

The Bulldogs' 386 made 3-pointers, 528 assists and 301 steals are all second in program history to Baucom's 2016-17 team that converted 397 treys, finished with 561 assists and had 306 steals. The 2017-18 campaign also saw the 'Dogs finish fourth in program history for assist-to-turnover ratio (1.107) and seventh in blocks (99).

In February, the 'Dogs earned three wins over teams ranked in the CollegeInsider.com Mid-Major Top 25. On Feb. 1, the 'Dogs downed in-state rival Wofford 80-78 with the Terriers ranked No. 17 in the poll. Two days later, The Citadel notched an exciting 100-92, overtime win over Furman with the Paladins 19th in the poll. Possibly one of the biggest wins in recent history came on Feb. 20 as the Bulldogs went on the road to defeat ETSU 84-82. The Buccaneers entered the game atop the SoCon standings and ranked the fifth-best mid-major program by CollegeInsider.com at the time. The Bucs ended the season ranked 16th in the poll. Two weeks prior to that win, the Bulldogs had lost a close, 73-71, game to the Bucs at home after defeating Mercer on the road, 76-74, on Jan. 27. The win over the Bears marked the first win for The Citadel over Mercer in Macon, Georgia since the 1926-27 campaign.

Under Baucom and his staff's guidance, junior Zane Najdawi was named to the National Association of Basketball Coaches (NABC) All-District 22 First Team as well as the All-Southern Conference First Team by the league coaches, media and HoopsHD.com. Najdawi became just the fourth player in program history to pick up first-team all-conference honors from both the coaches and the media. In the regular-season finale at Western Carolina on Sunday, Feb. 25, Najdawi became just the 27th player in SoCon history, and second in program history, to eclipse 1,000 points, 500 rebounds and 100 blocks for his career. Najdawi scored his 1,000th-career point in the home win over Wofford on Feb. 1 and brought down his 500th rebound in the game regular-season finale at Western Carolina.

Known for his fast-paced, high-scoring offense, the Bulldogs eclipsed the 100-point mark in six games, going 5-1 in those contests. In three years under Baucom, the Bulldogs are now 14-3 when scoring at least 100 points.

Prior to his time in Charleston, Baucom amassed a 151-159 record with the Keydets of VMI. The Charlotte, North Carolina, native left VMI as the school's all-time leader in wins. His 10 years represents the third-longest coaching tenure in Keydet history. Baucom, who led the Keydets to three Big South Tournament championship games, is one of two VMI head basketball coaches to post two 20-win seasons. His 2008-09 team won 24 games, the second most in school history trailing only the 1976-77 team that advanced to the Sweet 16 in the NCAA Tournament. VMI's second-place finish in the Big South that season was easily its best since joining the league in 2003-04. It also resulted in Baucom being named the NABC District Three Coach of the Year. In 2013-14, VMI advanced to the semifinals of the CollegeInsider.com Tournament, which was its first postseason appearance in 37 years. Baucom's feverish style resulted in VMI leading the nation in scoring offense six times in an eight-year span including 2006-07 (100.9 ppg), 2007-08 (91.3), 2008-09 (93.8), 2009-10 (88.6) and 2010-11 (87.9) and 2013-14 (88.3). The Keydets also made three appearances in the Big South Conference final and witnessed two national scoring titles by Reggie Williams (2006-07, 28.1 ppg; 2007-08, 27.8 ppg) in that stretch.

His head coaching career began at Tusculum, where he posted a 37-19 overall record. Baucom was responsible for guiding the Pioneers to their first South Atlantic Conference (SAC) Tournament championship and automatic berth in the NCAA Division II Tournament (2004-05). In his first season at the helm, Baucom led Tusculum to a 19-8 overall record, including a 10-4 mark in conference action, and earned the conference's Coach of the Year honor.

Baucom made his move to Greeneville, Tennessee, after serving as an assistant for three years at Western Carolina. While with the Catamounts he oversaw the recruiting efforts and landed several top players including guard Kevin Martin, a 2004 first-round draft pick of the Sacramento Kings.

THE BAUCOM FILE

CAREER HIGHLIGHTS

- 221 career wins
- 221-242 overall record (186-223 D1)
- Led the nation in scoring seven different times (2016-17, 2013-14, 2010-11, 2009-10, 2008-09, 2007-08, 2006-07)
- Steered VMI to its first postseason appearance in 37 years during the 2013-14 campaign
- Boasted a .661 winning percentage at Tusculum in his first two seasons as a head coach

COACHING HISTORY

- The Citadel - Head Coach
2015-Present
Record - 33-64
- VMI - Head Coach
2006-2015
Record - 151-159
- Tusculum College - Head Coach
2003-05
Record - 37-19
- Western Carolina - Assistant Coach
2000-03
- Northwestern State - Assistant Coach
1998-99
- Mars Hill - Assistant Coach
1996-1998
- Davidson - Assistant Coach
1995-96

DANIEL WILLIS

**ASSOCIATE HEAD COACH
(FOURTH SEASON)**



Daniel Willis, who has coached alongside head coach Duggar Baucom for 18 years, has been with The Citadel basketball program for three seasons as the associate head coach.

While Willis was with Baucom at VMI, the Keydets led the nation in scoring offense six times in an eight-year span including 2006-07 (100.9 ppg), 2007-08 (91.3), 2008-09 (93.8), 2009-10 (88.6) and 2010-11 (87.9), and 2013-14 (88.3). The Keydets also made three appearances in the Big South Conference finals and witnessed two national scoring titles by Reggie Williams (2006-07, 28.1 ppg; 2007-08, 27.8 ppg) in that stretch.

In his first season at VMI, Willis filled in admirably for Baucom in 2005-06 when the head coach was sidelined for seven games during the month of January. Willis guided the Keydets to conference wins over Coastal Carolina and Liberty.

Willis was also an assistant under Baucom at Tusculum as the pair played a key role in the Pioneers' memorable run in 2004-05 season. Together they led Tusculum to an 18-11 overall record, the program's first South Atlantic Conference Tournament championship and automatic berth in the NCAA Division II Tournament.

Before his stint at Tusculum, Willis served as an assistant coach for three seasons (2001-04) at Western Carolina alongside Baucom, who was then an assistant with the Catamounts. Willis spent his first two seasons in Cullowhee, North Carolina, as a graduate assistant coach while earning a master's degree, before being escalated to full-time status on the WCU staff in 2003-04.

Willis graduated from Lenoir-Rhyne in Hickory, North Carolina, in 2001 with a B.S. in Sports Management and minor in Business Administration. He left as the South Atlantic Conference's all-time leading scorer and was a consensus All-American guard, where he recorded 1,980 points for the Bears from 1997-2001. That earned him a spot in the Lenoir-Rhyne and SAC Hall of Fame in 2014 and 2010, respectively.

Among his honors as a player include National Association of Basketball Coaches/NCAA Division II All-American Second Team, Daktronics/NCAA II All-American Second Team and the Lutheran Brotherhood College All-American First Team.

WILLIE BELL

**ASSISTANT COACH
(FOURTH SEASON)**



Willie Bell has been on head coach Duggar Baucom's staff in Charleston for three seasons. In his role as assistant coach, Bell aids with player development, focusing on post players, and scouting.

Under Bell's guidance, Zane Najdawi was named to the National Association of Basketball Coaches (NABC) All-District 22 First Team as well as the All-Southern Conference First Team by the league coaches, media and HoopsHD.com. Najdawi became just the fourth player in program history to pick up first-team all-conference honors from both the coaches and the media. In the regular-season finale at Western Carolina on Sunday, Feb. 25, Najdawi became just the 27th player in SoCon history, and second in program history, to eclipse 1,000 points, 500 rebounds and 100 blocks for his career. Najdawi scored his 1,000th-career point in the home win over Wofford on Feb. 1 and brought down his 500th rebound in the game regular-season finale at Western Carolina.

Bell joined Baucom's Citadel staff after serving as the head coach at Warwick High School (Newport News, Va.) in 2014-15. He led the Raiders to a 12-11 overall record, including a 6-1 finish in the Pen South Conference, as he captured league Coach of the Year honors. Bell's unit garnered a pair of first and second team All-Pen South members.

In 2013-14, as the head junior varsity and varsity assistant coach, Bell helped lead Warwick to a 13-13 record. The nine-win improvement at the varsity level from the previous season resulted in the Raiders finishing second in the Conference 9 regular season and postseason tournament.

His first coaching experience came at Louisiana-Monroe in 2009-10 under head coach Orlando Early. Bell, who worked primarily as the skills development coordinator with guards and forwards, was responsible for the organization of team's travel plans.

Bell also has coaching experience on the AAU circuit with the Boo Williams Summer League 15u Elite Team (2014) and with the Newport Legends (2010-11). He was also camp counselor for basketball camps at Davidson (2009) and VMI (2006-10).

Bell, a two-sport athlete at VMI, played under Baucom for four seasons (2005-09) and was a member of the Big South Conference Tournament runner-up teams in 2007 and 2009. He was team captain of the 2008-09 unit that posted a 24-8 record, the second-best record in program history, while capturing a 111-103 victory over Kentucky at Rupp Arena. He earned his degree in business economics from VMI in 2009.

JACK CASTLEBERRY

**ASSISTANT COACH
(THIRD SEASON)**



Jack Castleberry, who has nine years of coaching experience at the collegiate level, has been with The Citadel men's basketball program for two seasons, one as an assistant coach after serving for one season as the Director of Basketball Operations, and has coached under head coach Duggar Baucom for six seasons. Castleberry works with the Bulldogs' guards.

Matt Frierson saw his offensive production take off during the 2017-18 campaign with Frierson ending the year ranked sixth in all of NCAA Division I for 3-point field goals attempted (314) and 3-pointers made per game (3.6). Frierson set the program record for treys made in a season with 114, and was named the Sixth Man of the Year for the SoCon by HoopsHD.com.

Prior to coming to Charleston, he served as an assistant coach for the women's basketball program at Siena College from 2012-14.

Castleberry attended Virginia Military Institute and walked on to the Keydets' basketball team. Following Castleberry's sophomore season, VMI hired Coach Baucom, who steered the Keydets to new heights of success. Castleberry played a major role in setting the precedent for that success as his relentless motor and work ethic on the court earned him a full scholarship. Coach Baucom named him team captain for the 2006-07 campaign and he led the Keydets to the most victories in a season in more than a decade.

Upon graduation, Castleberry immediately landed an assistant coaching position at the University of Tennessee-Martin. Following a year there, he returned to VMI and worked under Coach Baucom from 2008-12, assisting in player development, recruiting and scheduling and serving as the team's academic coordinator.

KYLE COMBS

**DIRECTOR OF OPERATIONS
(THIRD SEASON)**



Kyle Combs is entering his third season at The Citadel and second as the Bulldogs' Director of Basketball Operations. Combs oversees the administrative areas of the Bulldogs' basketball program, including practice coordination, team travel and supervision of graduate assistants along with other responsibilities involving the day-to-day running of the program.

A four-year starter and letter winner at Methodist University, Combs came to The Citadel after teaching health and physical education at Reid Ross Classical School. While teaching at Reid Ross Classical, Combs returned to his alma mater to serve as the assistant men's basketball coach for both the varsity and junior varsity squads. During his time as assistant coach for the Monarchs, Combs served as strength and conditioning coordinator, coordinated workouts for the team and assisted with recruiting. He also assisted with scouting and creating practice and game schedules.

While at Methodist as a player, Combs was voted Most Improved Player following his sophomore season and was named team captain for his senior campaign. In 2013, he also served as the Vice President on the Student Athletic Advisory Committee (SAAC).

Combs, a native of Fayetteville, North Carolina, earned his Bachelor of Science degree in Health and Physical Education from Methodist University in 2013. He is currently pursuing a Master of Science degree in Leadership at The Citadel.

NO. 2

QUAYSON WILLIAMS

Senior | 5-11 | 170 | Guard
Trenton, N.J. (Eastern Guildford HS)



HONORS AND AWARDS

Southern Conference Honor Roll (2017-18)

JUNIOR (2017-18): Played in all but one game and made four starts on the year ... Averaged 15.9 minutes, 7.1 points, 2.9 rebounds, 1.6 assists, 1.5 3-pointers and 1.1 steals per game ... In SoCon play, his averages went up to 16.4 minutes, 8.3 points, 2.4 rebounds, 1.8 3-pointers, 1.3 assists and 1.3 steals per contest ... In conference play, ranked 14th in the league for 3-point field goal percentage, shooting 37.5% from beyond the arc in SoCon games ... Finished the season with 165 career 3-pointers, ninth-most in program history ... Joined the 700-point club in the Bulldogs' game at Chattanooga (2/8/18) ... Led the Bulldogs in scoring in three games, including at home against Marist (12/1/17), at Furman (1/4/18) and at Wofford (1/6/18) ... Scored in double figures 10 times, including in back-to-back games three times ... Netted a season-high 22 points off 7-of-13 (.538) shooting from the field and 6-of-12 (.500) shooting from 3-point range in the home game against Marist ... Converted at least four 3-pointers in four games, including a season-high six against the Red Foxes ... Scored 17 points and made four 3-pointers in the Bulldogs' 84-82 road win over ETSU (2/20/18) ... Nearly had a double-double in The Citadel's road game at N.C. A&T (11/15/17), scoring 10 points and leading the 'Dogs in rebounding with eight boards ... Matched his career high for steals in a game with five twice, including at Wofford and at Samford (2/10/18).

PERSONAL: Full name is Quayson T. Williams ... Son of Charlene Williams and Brian Goss ... Major is sport management.

** FULL BIO AVAILABLE ON CITADELSPORTS.COM **

CAREER AND SEASON HIGHS

	CAREER	2017-18 SEASON
POINTS	26 (vs. Truett-McConnell - 11/15/16)	22 (vs. Marist - 12/1/17)
REBOUNDS	8 (2x, last at N.C. A&T - 11/15/17)	8 (at N.C. A&T - 11/15/17)
ASSISTS	6 (vs. Colgate - 12/2/16)	5 (2x, last vs. Samford - 1/11/18)
STEALS	5 (3x, last at Samford - 2/10/18)	5 (2x, last at Samford - 2/10/18)
BLOCKS	1 (3x, last at ETSU - 2/20/18)	1 (2x, last at ETSU - 2/20/18)
FG MADE	9 (2x, last at Stetson - 11/18/16)	7 (vs. Marist - 12/1/17)
FG ATTEMPTED	17 (vs. Truett-McConnell - 11/15/16)	13 (2x, last at Wofford - 1/6/18)
3FG MADE	7 (vs. Truett-McConnell - 11/15/16)	6 (vs. Marist - 12/1/17)
3FG ATTEMPTED	10 (2x, last at Iowa State - 11/20/16)	12 (vs. Marist - 12/1/17)
FT MADE	6 (vs. ETSU - 1/5/17)	3 (4x, last at ETSU - 2/20/18)
FT ATTEMPTED	6 (vs. ETSU - 1/5/17)	4 (4x, last at Samford - 2/10/18)
MINUTES	31 (at Stetson - 11/18/16)	25 (vs. Marist - 12/1/17)

2017-18 GAME-BY-GAME

OPPONENT	GS	MP	FG-FGA	3FG-FGA	FT-FTA	REBOUNDS					PTS
						O-D-T	A	TO	BLK	STL	
OGLETHORPE		15	1-8 (.125)	1-8 (.125)	0-0 (.000)	0-5-5	1	0	1	0	3
at Virginia Tech		15	1-7 (.143)	0-3 (.000)	1-2 (.500)	1-3-4	1	1	0	2	3
at North Carolina A&T		20	4-8 (.500)	0-4 (.000)	2-4 (.500)	3-5-8	1	2	0	0	10
at High Point		10	0-1 (.000)	0-1 (.000)	2-2 (1.000)	0-2-2	2	1	0	1	2
TRINITY BAPTIST		12	1-3 (.333)	0-2 (.000)	1-1 (1.000)	0-1-1	2	2	0	2	3
at Florida State		16	2-5 (.400)	1-3 (.333)	0-1 (.000)	1-3-4	4	1	0	1	5
MARIST		25	7-13 (.538)	6-12 (.500)	2-2 (1.000)	1-1-2	5	1	0	1	22
UMBC	*	14	0-3 (.000)	0-3 (.000)	2-2 (1.000)	1-1-2	1	1	0	0	2
JAMES MADISON		4	0-2 (.000)	0-2 (.000)	0-0 (.000)	0-1-1	0	1	0	0	0
at Campbell		5	0-1 (.000)	0-1 (.000)	0-0 (.000)	0-0-0	0	1	0	0	0
POINT		16	4-7 (.571)	2-4 (.500)	3-3 (1.000)	0-3-3	4	1	0	0	13
at Ohio State		21	0-6 (.000)	0-2 (.000)	1-2 (.500)	2-5-7	1	4	0	2	1
WESTERN CAROLINA #		13	2-4 (.500)	1-3 (.333)	2-4 (.500)	1-1-2	2	0	0	2	7
at Furman #		21	5-8 (.625)	5-7 (.714)	0-0 (.000)	1-4-5	0	6	0	2	15
at Wofford #	*	21	6-13 (.462)	3-8 (.375)	3-4 (.750)	2-3-5	2	1	0	5	18
SAMFORD #	*	24	1-9 (.111)	1-7 (.143)	0-0 (.000)	0-2-2	5	0	0	1	3
CHATTANOOGA #		8	0-1 (.000)	0-1 (.000)	0-0 (.000)	1-0-1	2	1	0	0	0
at UNCG #		20	1-4 (.250)	0-3 (.000)	1-1 (1.000)	0-1-1	1	2	0	1	3
at VMI #		18	4-10 (.400)	3-8 (.375)	2-2 (1.000)	1-0-1	1	1	0	0	13
at Mercer #		19	4-8 (.500)	3-6 (.500)	2-2 (1.000)	1-2-3	0	2	0	2	13
ETSU #		17	0-3 (.000)	0-3 (.000)	0-0 (.000)	0-3-3	0	2	0	1	0
WOFFORD #		13	2-6 (.333)	2-4 (.500)	2-2 (1.000)	1-3-4	3	2	0	0	8
FURMAN #		12	1-2 (.500)	1-1 (1.000)	2-2 (1.000)	1-1-2	1	0	0	0	5
at Chattanooga #		16	4-9 (.444)	2-7 (.286)	0-0 (.000)	0-2-2	1	0	0	1	10
at Samford #		20	6-11 (.545)	4-7 (.571)	3-4 (.750)	0-1-1	3	1	0	5	19
UNCG #		12	1-3 (.333)	1-2 (.500)	2-2 (1.000)	0-1-1	1	1	0	2	5
VMI #		7	0-1 (.000)	0-1 (.000)	0-0 (.000)	2-0-2	0	0	0	0	0
at ETSU #		21	5-10 (.500)	4-9 (.444)	3-3 (1.000)	0-2-2	0	4	1	0	17
MERCER #		17	2-8 (.250)	1-7 (.143)	0-1 (.000)	0-1-1	0	2	1	1	5
at Western Carolina #		17	2-4 (.500)	2-4 (.500)	2-2 (1.000)	2-3-5	1	2	0	1	8
vs. #9 VMI ^	*	23	3-9 (.333)	2-7 (.286)	0-0 (.000)	1-6-7	4	2	0	1	8
vs. #1 UNCG ^											DNP

#2 QUAYSON WILLIAMS'S CAREER STATS

SEASON	GP-GS	MP	AVG	FG-FGA	FG%	3FG-3FGA	3FG%	FT-FTA	FT%	REB		A	TO	BLK	STL	PTS	AVG	
										OFF-DEF-T	AVG							
2017-18	31-4	492	15.9	69-187	.369	45-140	.321	38-48	.792	23-66-89	2.9	46	49	45	3	34	221	7.1
2016-17	33-17	571	17.3	83-225	.369	55-152	.362	40-51	.784	23-70-93	2.8	69	40	35	1	35	261	7.9
2015-16	31-6	585	18.9	97-267	.363	65-182	.357	26-35	.743	16-43-59	1.9	74	30	41	2	29	285	9.2
TOTALS	95-29	1,648	17.3	249-679	.367	165-474	.348	104-134	.776	62-179-241	2.5	189	119	121	6	98	767	8.1

NO. 3

MATT FRIERSON

Senior | 6-2 | 160 | Guard
Laurel, Md. (Chapelgate Christian Academy)



HONORS AND AWARDS

Gold Stars (Fall 2017, Spring 2018)
Dean's List (Fall 2017, Spring 2018)
2017-18 NABC Honors Court
2017-18 HoopsHD.com SoCon 6th Man of the Year
Southern Conference Commissioner's Medal (2017-18)
Southern Conference Academic All-Conference (Spring 2018)
Southern Conference Honor Roll (2017-18, 2016-17)

JUNIOR (2017-18): Named the 6th Man of the Year for the SoCon by HoopsHD.com ... Finished the season ranked sixth in NCAA Division I and second in the Southern Conference as he averaged 3.56 3-pointers per game ... Set the program record for 3-pointers made (114) and attempted (314) in a season ... Enters his senior season having made at least one 3-pointer in 38 straight games, including converting multiple treys in his last four games ... Is currently sixth in program history for 3-pointers made in a career with 220 and is fifth with 613 attempted treys in his career ... Eclipsed the 700-point mark for his career with a 15-point performance at home against UNCG (2/15/18) ... Finished the season 11th in the SoCon in scoring average (13.5 ppg) for all contests and 15th for 3-point field goal percentage (.363) ... In conference games, was fifth in the league for scoring average (15.5 ppg) ... Saw action in all 32 games and started the final 16 ... For the year, averaged 28.3 minutes, 13.5 points, 3.56 3-pointers, 2.6 rebounds and 1.3 assists per game ... In SoCon action, those numbers went up to 30.9 minutes, 15.5 points, 3.9 3-pointers, 2.9 rebounds and 1.3 assists per game ... Led the team in scoring in five games ... Scored in double figures in 21 games, including the final four ... Scored at least 20 points four times, including a career-high 31 at home against Chattanooga (1/13/18) ... In that game against the Mocs, also set a career-high for 3-pointers made in a single game with nine ... His nine made treys are tied for second-most by a Bulldog in a single game since 1974 and match the program record for 3-pointers made against an NCAA Division I opponent ... Converted multiple 3-pointers in 11 straight games from Dec. 30 to Feb. 3 ... Converted at least four treys in 15 games ... From Jan. 6 to Feb. 3, averaged 17.7 points per contest and converted at least three 3-pointers in nine straight games.

PERSONAL: Full name is Matthew Edward Frierson ... Son of Amy and Frick Frierson ... Has three siblings who all have competed in collegiate athletics, including his brother Nate (basketball, Covenant College); Gordie (basketball, Columbia International); and Lydia (soccer, Charleston Southern) ... Major is sports management.

** FULL BIO AVAILABLE ON CITADELSPORTS.COM **

CAREER AND SEASON HIGHS

	CAREER	2017-18 SEASON
POINTS	31 (vs. UTC - 1/13/18)	31 (vs. UTC - 1/13/18)
REBOUNDS	6 (2x, last at Mercer - 1/27/18)	6 (2x, last at Mercer - 1/27/18)
ASSISTS	5 (vs. Western Carolina - 2/22/17)	4 (2x, last at WCU - 2/25/18)
STEALS	5 (vs. Johnson - 11/13/16)	3 (vs. Trinity Baptist - 11/21/17)
BLOCKS	1 (vs. Furman - 2/3/18)	1 (vs. Furman - 2/3/18)
FG MADE	9 (vs. UTC - 1/13/18)	9 (vs. UTC - 1/13/18)
FG ATTEMPTED	18 (vs. UTC - 1/13/18)	18 (vs. UTC - 1/13/18)
3FG MADE	9 (vs. UTC - 1/13/18)	9 (vs. UTC - 1/13/18)
3FG ATTEMPTED	18 (vs. UTC - 1/13/18)	18 (vs. UTC - 1/13/18)
FT MADE	9 (vs. Furman - 2/3/18)	9 (vs. Furman - 2/3/18)
FT ATTEMPTED	9 (vs. Furman - 2/3/18)	9 (vs. Furman - 2/3/18)
MINUTES	38 (vs. UTC - 1/13/18)	38 (vs. UTC - 1/13/18)

2017-18 GAME-BY-GAME

OPPONENT	GS	MP	FG-FGA	3FG-FGA	FT-FTA	REBOUNDS					PTS
						O-D-T	A	TO	BLK	STL	
OGLETHORPE		21	6-9 (.667)	6-9 (.667)	0-0 (.000)	0-1-1	2	1	0	2	18
at Virginia Tech		20	3-8 (.375)	3-8 (.375)	0-0 (.000)	0-3-3	0	0	0	1	9
at North Carolina A&T		24	2-8 (.250)	2-7 (.286)	2-2 (1.000)	0-5-5	3	2	0	1	8
at High Point		20	3-5 (.600)	2-4 (.500)	0-0 (.000)	1-3-4	1	1	0	1	8
TRINITY BAPTIST		20	3-6 (.500)	3-5 (.600)	0-0 (.000)	0-1-1	0	0	0	3	9
at Florida State		25	5-12 (.417)	5-11 (.455)	3-3 (1.000)	0-3-3	2	0	0	1	18
MARIST		26	6-14 (.429)	6-14 (.429)	0-0 (.000)	0-2-2	0	1	0	0	18
UMBC		26	2-8 (.250)	2-8 (.250)	0-0 (.000)	0-6-6	1	3	0	1	6
JAMES MADISON		25	2-3 (.667)	1-1 (1.000)	0-0 (.000)	0-0-0	1	2	0	2	5
at Campbell		27	7-11 (.636)	3-7 (.429)	5-6 (.833)	0-0-0	0	0	0	0	22
POINT		23	2-11 (.182)	2-10 (.200)	0-0 (.000)	1-1-2	2	3	0	5	6
at Ohio State		24	1-7 (.143)	1-6 (.167)	0-0 (.000)	0-1-1	4	1	0	1	3
WESTERN CAROLINA #		22	5-13 (.385)	5-13 (.385)	0-0 (.000)	0-4-4	1	2	0	1	15
at Furman #		22	2-8 (.250)	2-7 (.286)	0-1 (.000)	0-1-1	2	0	0	0	6
at Wofford #		22	4-12 (.333)	4-12 (.333)	4-5 (.800)	0-1-1	2	1	0	1	16
SAMFORD #		24	5-12 (.417)	5-12 (.417)	3-3 (1.000)	1-2-3	1	2	0	0	18
CHATTANOOGA #	*	38	9-18 (.500)	9-18 (.500)	4-6 (.667)	0-3-3	1	1	0	0	31
at UNCG #	*	35	4-12 (.333)	4-11 (.364)	5-6 (.833)	0-2-2	0	2	0	1	17
at VMI #	*	33	4-13 (.308)	3-10 (.300)	5-6 (.833)	0-4-4	1	2	0	1	16
at Mercer #	*	34	4-9 (.444)	4-9 (.444)	2-2 (1.000)	1-5-6	2	3	0	2	14
ETSU #	*	30	3-8 (.375)	3-8 (.375)	2-2 (1.000)	0-2-2	1	1	0	0	11
WOFFORD #	*	32	5-15 (.333)	3-11 (.273)	2-2 (1.000)	3-2-5	0	1	0	2	15
FURMAN #	*	37	4-11 (.364)	4-10 (.400)	9-9 (1.000)	0-2-2	1	0	1	1	21
at Chattanooga #	*	33	1-10 (.100)	1-9 (.111)	6-6 (1.000)	2-2-4	1	0	0	1	9
at Samford #	*	33	6-16 (.375)	6-16 (.375)	0-0 (.000)	1-0-1	2	3	0	1	18
UNCG #	*	33	5-13 (.385)	5-13 (.385)	0-0 (.000)	1-3-4	2	2	0	1	15
VMI #	*	34	5-17 (.294)	4-15 (.267)	6-6 (1.000)	1-4-5	0	2	0	1	20
at ETSU #	*	30	1-10 (.100)	1-10 (.100)	2-2 (1.000)	0-1-1	2	0	0	1	5
MERCER #	*	34	5-11 (.455)	5-9 (.556)	3-3 (1.000)	1-2-3	1	1	0	1	18
at Western Carolina #	*	31	4-13 (.308)	3-11 (.273)	3-3 (1.000)	0-2-2	4	2	0	0	14
vs. #9 VMI ^	*	30	4-8 (.500)	4-8 (.500)	0-0 (.000)	0-1-1	1	2	0	0	12
vs. #1 UNCG ^	*	36	3-13 (.231)	3-12 (.250)	1-2 (.500)	0-0-0	2	0	0	1	10

#3 MATT FRIERSON'S CAREER STATS

SEASON	GP-GS	MP	AVG	FG-FGA	FG%	3FG-3FGA	3FG%	FT-FTA	FT%	REB							PTS	AVG
										OFF-DEF-T	AVG	PF	A	TO	BLK	STL		
2017-18	32-16	904	28.3	125-344	.363	114-314	.363	67-75	.893	13-69-82	2.6	32	43	41	1	35	431	13.5
2016-17	33-2	561	17.0	68-190	.358	65-181	.359	7-9	.778	7-33-40	1.2	34	48	16	0	23	208	6.3
2015-16	31-1	307	9.9	50-133	.376	41-118	.347	6-8	.750	11-12-23	0.7	24	19	9	0	16	147	4.7
TOTALS	96-19	1,772	18.5	243-667	.364	220-613	.359	80-92	.870	31-114-145	1.5	90	110	66	1	74	786	8.2

NO. 11

KAIDEN RICE

Sophomore | 6-6 | 185 | Forward
Columbia, S.C. (Ridge View HS)



FRESHMAN (2017-18): Saw action in 22 games as a true freshman, including the final seven games ... For the year, averaged 9.7 minutes, 5.7 points and 1.4 rebounds per game ... Ended the season averaging 14.6 minutes, 8.7 points, 2.4 3-pointers and 2.4 rebounds per game in the last seven contests ... Finished the year tied for 16th in program history for 3-pointers made by a freshman with 32 ... Led the 'Dogs in scoring in two games, including a career-high 28 points in the regular-season finale at Western Carolina (2/25/18) ... In that game with the Catamounts, shot 10-for-22 (.455) from the field and converted eight of his 18 3-point attempts (.444) ... His eight 3-pointers against the Catamounts were the second-most by a Bulldog in a single game for the season ... The eight converted treys are tied for fifth-most by a Bulldog in a single game and are tied for third-most in a single game against an NCAA Division I opponent ... Scored in double figures in three other games, including netting 12 points in his collegiate debut at home against Oglethorpe (11/10/17) and at home against Mercer (2/23/18) ... Scored 14 points on the road at Ohio State (12/19/17) when he led the team in scoring ... Converted four treys in the game against the Buckeyes ... Ended the season having made at least one 3-pointer in four straight games.

PERSONAL: Full name is Kaiden DreShon Rice ... Son of Andrae and Lashaunda Rice ... Father, Andrae Rice, playing four years of football at Fayetteville State University ... Major is sport management.

** FULL BIO AVAILABLE ON CITADELSPORTS.COM **

CAREER AND SEASON HIGHS

	CAREER	2017-18 SEASON
POINTS	28 (at WCU - 2/25/18)	28 (at WCU - 2/25/18)
REBOUNDS	7 (at WCU - 2/25/18)	7 (at WCU - 2/25/18)
ASSISTS	1 (8x, last vs. UNCG - 3/3/18)	1 (8x, last vs. UNCG - 3/3/18)
STEALS	2 (vs. VMI - 3/2/18)	2 (vs. VMI - 3/2/18)
BLOCKS	--	--
FG MADE	10 (at WCU - 2/25/18)	10 (at WCU - 2/25/18)
FG ATTEMPTED	22 (at WCU - 2/25/18)	22 (at WCU - 2/25/18)
3FG MADE	8 (at WCU - 2/25/18)	8 (at WCU - 2/25/18)
3FG ATTEMPTED	18 (at WCU - 2/25/18)	18 (at WCU - 2/25/18)
FT MADE	2 (3x, last vs. VMI - 2/17/18)	2 (3x, last vs. VMI - 2/17/18)
FT ATTEMPTED	2 (4x, last at WCU - 2/25/18)	2 (4x, last at WCU - 2/25/18)
MINUTES	30 (at WCU - 2/25/18)	30 (at WCU - 2/25/18)

2017-18 GAME-BY-GAME

OPPONENT	GS	MP	FG-FGA	3FG-FGA	FT-FTA	REBOUNDS					PTS
						O-D-T	A	TO	BLK	STL	
OGLETHORPE		13	5-11 (.455)	2-7 (.286)	0-0 (.000)	1-0-1	1	0	0	0	12
at Virginia Tech		4	0-3 (.000)	0-2 (.000)	0-0 (.000)	0-0-0	1	0	0	0	0
at North Carolina A&T		4	0-1 (.000)	0-1 (.000)	0-0 (.000)	0-0-0	0	0	0	0	0
at High Point		DNP									
TRINITY BAPTIST		6	2-4 (.500)	2-4 (.500)	0-0 (.000)	0-1-1	1	0	0	0	6
at Florida State		3	0-2 (.000)	0-2 (.000)	0-0 (.000)	1-0-1	0	0	0	0	0
MARIST		2	0-2 (.000)	0-1 (.000)	0-0 (.000)	0-0-0	0	0	0	0	0
UMBC		9	1-2 (.500)	1-2 (.500)	2-2 (1.000)	1-0-1	0	2	0	1	5
JAMES MADISON		DNP									
at Campbell		1	0-2 (.000)	0-1 (.000)	0-0 (.000)	0-0-0	0	0	0	0	0
POINT		13	3-8 (.375)	1-5 (.200)	0-0 (.000)	0-1-1	0	0	0	1	7
at Ohio State		15	4-12 (.333)	4-10 (.400)	2-2 (1.000)	1-0-1	1	0	0	1	14
WESTERN CAROLINA #		10	2-6 (.333)	1-5 (.200)	0-0 (.000)	1-4-5	1	1	0	0	5
at Furman #		18	3-10 (.300)	2-9 (.222)	0-0 (.000)	0-0-0	1	0	0	0	8
at Wofford #		4	1-4 (.250)	0-3 (.000)	0-0 (.000)	0-0-0	0	0	0	0	2
SAMFORD #		4	2-5 (.400)	2-4 (.500)	0-0 (.000)	1-2-3	0	0	0	0	6
CHATTANOOGA #		DNP									
at UNCG #		2	0-0 (.000)	0-0 (.000)	0-0 (.000)	0-0-0	0	1	0	1	0
at VMI #		DNP									
at Mercer #		DNP									
ETSU #		DNP									
WOFFORD #		DNP									
FURMAN #		DNP									
at Chattanooga #		DNP									
at Samford #		DNP									
UNCG #		7	2-4 (.500)	1-2 (.500)	0-0 (.000)	1-0-1	0	0	0	1	5
VMI #		11	1-4 (.250)	1-4 (.250)	2-2 (1.000)	1-1-2	0	2	0	0	5
at ETSU #		5	0-2 (.000)	0-1 (.000)	0-0 (.000)	0-0-0	0	0	0	0	0
MERCER #		11	4-8 (.500)	4-7 (.571)	0-0 (.000)	0-0-0	1	0	0	0	12
at Western Carolina #		30	10-22 (.455)	8-18 (.444)	0-2 (.000)	2-5-7	0	2	0	1	28
vs. #9 VMI ^		16	2-6 (.333)	2-5 (.400)	0-0 (.000)	0-2-2	1	1	0	2	6
vs. #1 UNCG ^		22	2-12 (.167)	1-9 (.111)	0-0 (.000)	1-4-5	1	1	0	1	5

#11 KAIDEN RICE'S CAREER STATS

SEASON	GP-GS	MP	AVG	FG-FGA	FG%	3FG-3FGA	3FG%	FT-FTA	FT%	REB		A	TO	BLK	STL	PTS	AVG	
										OFF-DEF-T	AVG							
2017-18	22-0	213	9.7	44-130	.338	32-102	.314	6-8	.750	11-20-31	1.4	9	9	10	0	9	126	5.7
TOTALS	22-0	213	9.7	44-130	.338	32-102	.314	6-8	.750	11-20-31	1.4	9	9	10	0	9	126	5.7

NO. 12

CONNOR KERN

Graduate | 6-4 | 190 | Guard
Pickerington, Ohio (Pickerington HS / Arkansas St.)



BEFORE THE CITADEL (Arkansas State):

Kern spent four seasons at Arkansas State, but only used two years of eligibility ... Averaged 4.0 points per game while playing in 72 contests, making eight starts ... Shot 39.6% (91-of-230) from the field, including hitting on 39.2% (71-of-181) of his attempts from 3-point range ... Last season as a sophomore, averaged 3.7 points and 1.4 rebounds per game and was one of just four players to see action in every game, averaging 16.4 minutes per contest, making seven starts, including the first three games of the campaign ... Shot 34.6% (27-of-78) from 3-point range for the season and 37.1% (39-of-105) from the field ... As a redshirt freshman, was one of just six players to play in every game, averaging 17 minutes, 4.4 points and 2.2 rebounds per game.

PERSONAL: Full name is Connor Jay Kern ... Son of Tracey Middendorf and Kris Kern ... Working on his master's in business administration.

** FULL BIO AVAILABLE ON CITADELSPORTS.COM **

CAREER AND SEASON HIGHS

	CAREER	2017-18 SEASON (at AK State)
POINTS	16 (vs. Central Baptist - 11/14/16)	12 (vs. Culver Stockton - 12/22/17)
REBOUNDS	7 (at Army - 11/19/16)	5 (2x, last at Ga. South. - 1/4/18)
ASSISTS	4 (at Louisiana - 3/1/18)	4 (at Louisiana - 3/1/18)
STEALS	2 (5x, last vs. App State - 2/22/18)	2 (2x, last vs. App State - 2/22/18)
BLOCKS	1 (7x, last at Ga. State - 1/6/18)	1 (4x, last at Ga. State - 1/6/18)
FG MADE	6 (vs. Central Baptist - 11/14/16)	3 (7x, last vs. App State - 2/22/18)
FG ATTEMPTED	9 (vs. Central Baptist - 11/14/16)	8 (2x, last vs. App State - 2/22/18)
3FG MADE	4 (vs. Georgia State - 2/27/17)	3 (vs. Culver Stockton - 12/22/17)
3FG ATTEMPTED	7 (vs. Georgia State - 2/27/17)	5 (3x, last vs. CCU - 2/24/18)
FT MADE	4 (vs. Lehigh - 11/27/16)	3 (3x, last at South Ala. - 2/10/18)
FT ATTEMPTED	5 (vs. Lehigh - 11/27/16)	4 (3x, last at South Ala. - 2/10/18)
MINUTES	33 (at Eastern Mich. - 11/16/17)	33 (at Eastern Mich. - 11/16/17)

2017-18 GAME-BY-GAME (ARKANSAS STATE)

OPPONENT	GS	MP	FG-FGA	3FG-FGA	FT-FTM	REBOUNDS					PTS
						O-D-T	A	TO	BLK	STL	
at Evansville	*	27	3-6 (.500)	2-4 (.500)	2-2 (1.000)	1-1-2	3	2	0	1	10
ABILENE CHRISTIAN	*	26	0-2 (.000)	0-1 (.000)	0-0 (.000)	0-3-3	0	2	0	0	0
at Eastern Michigan	*	33	1-4 (.250)	1-3 (.333)	0-0 (.000)	0-5-5	1	4	1	1	3
HOWARD		24	3-6 (.500)	2-4 (.500)	0-0 (.000)	2-1-3	3	2	0	0	8
at Indiana	*	21	1-3 (.333)	1-3 (.333)	0-0 (.000)	1-2-3	1	0	1	0	3
at South Florida	*	17	0-4 (.000)	0-3 (.000)	0-0 (.000)	0-0-0	0	1	0	0	0
at Cleveland State		13	2-2 (1.000)	2-2 (1.000)	0-0 (.000)	0-0-0	1	2	0	1	6
UT MARTIN		19	1-3 (.333)	1-3 (.333)	0-0 (.000)	0-0-0	1	1	0	0	3
HENDERSON STATE		11	2-4 (.500)	1-3 (.333)	0-0 (.000)	1-0-1	1	1	0	0	5
at Omaha		14	0-2 (.000)	0-2 (.000)	0-0 (.000)	0-1-1	1	0	0	0	0
at Florida Atlantic		4	0-1 (.000)	0-1 (.000)	0-0 (.000)	0-1-1	0	1	0	0	0
at Wichita State		8	1-3 (.333)	1-3 (.333)	0-0 (.000)	0-1-1	0	0	0	0	3
CULVER-STOCKTON		22	3-4 (.750)	3-4 (.750)	3-4 (.750)	0-0-0	2	0	0	2	12
UL MONROE #		14	1-5 (.200)	1-5 (.200)	0-0 (.000)	0-1-1	1	0	0	0	3
LOUISIANA #		13	1-1 (1.000)	0-0 (.000)	0-0 (.000)	0-0-0	0	0	0	1	2
at Georgia Southern #	*	23	1-4 (.250)	0-2 (.000)	3-4 (.750)	0-5-5	0	1	1	0	5
at Georgia State #		7	0-1 (.000)	0-1 (.000)	0-0 (.000)	0-0-0	0	0	1	0	0
TEXAS STATE #		3	0-0 (.000)	0-0 (.000)	0-0 (.000)	0-0-0	0	0	0	0	0
UT ARLINGTON #		20	3-8 (.375)	2-5 (.400)	0-0 (.000)	0-1-1	1	0	0	1	8
at Little Rock #		14	3-3 (1.000)	2-2 (1.000)	0-1 (.000)	0-0-0	1	1	0	0	8
at Coastal Carolina #		8	0-3 (.000)	0-2 (.000)	0-0 (.000)	0-0-0	0	0	0	0	0
at Appalachian State #		3	0-1 (.000)	0-1 (.000)	0-0 (.000)	0-0-0	0	0	0	0	0
GEORGIA STATE #		7	0-1 (.000)	0-1 (.000)	0-1 (.000)	0-1-1	0	0	0	1	0
GEORGIA SOUTHERN #		10	1-1 (1.000)	0-0 (.000)	0-1 (.000)	0-1-1	0	0	0	0	2
at Troy #		18	1-3 (.333)	1-3 (.333)	0-0 (.000)	0-1-1	0	0	0	0	3
at South Alabama #		27	3-5 (.600)	2-4 (.500)	3-4 (.750)	0-3-3	0	0	0	1	11
LITTLE ROCK #		16	2-4 (.500)	1-3 (.333)	0-0 (.000)	0-3-3	2	0	0	0	5
APPALACHIAN STATE #	*	27	3-8 (.375)	1-4 (.250)	1-2 (.500)	1-3-4	0	2	0	2	8
COASTAL CAROLINA #		15	2-5 (.400)	2-5 (.400)	2-2 (1.000)	0-0-0	2	1	0	1	8
at Louisiana #		26	0-2 (.000)	0-0 (.000)	0-0 (.000)	1-1-2	4	1	0	0	0
at UL Monroe #		19	1-3 (.333)	1-3 (.333)	0-0 (.000)	0-3-3	0	1	0	0	3
vs. UL Monroe ^		17	0-3 (.000)	0-1 (.000)	0-0 (.000)	1-0-1	1	0	0	0	0

#12 CONNOR KERN'S CAREER STATS

SEASON	GP-GS	MP	AVG	FG-FGA	FG%	3FG-3FGA	3FG%	FT-FTA	FT%	REB								PTS	AVG
										OFF-DEF-T	AVG	PF	A	TO	BLK	STL			
2017-18	32-7	526	16.4	39-105	.371	27-78	.346	14-20	.700	8-38-46	1.4	44	25	24	4	12	119	3.7	
2016-17	32-0	545	17.0	42-99	.424	38-83	.458	19-24	.792	7-64-71	2.2	48	11	5	3	9	141	4.4	
2015-16	8-1	85	10.6	10-26	.385	6-20	.300	0-0	.000	1-5-6	0.8	13	2	4	0	3	26	3.3	
TOTALS	72-8	1,156	16.1	91-230	.396	71-181	.392	33-44	.750	16-107-123	1.7	105	38	33	7	24	286	4.0	

NO. 13 LEW STALLWORTH

Graduate | 6-1 | 200 | Guard
Los Angeles, Calif. (William S. Hart HS/UTEP/UTRGV)



BEFORE THE CITADEL (UTEP / UTRGV): Played in 79 NCAA Division I games, making 33 starts in his three-year career split between UT Rio Grande Valley (UTRGV) and UTEP ... For collegiate career, has shot 40.8% (155-of-380) from the field, 30.9% (46-of-149) from 3-point range and 72.1% (111-of-154) from the free throw line ... Has averaged 5.9 points, 2.7 assists and 2.2 rebounds per game in three seasons ... At UTRGV, averaged 7.3 points, 3.4 assists and 2.6 rebounds per game in 60 career games, making 32 starts ... Shot 41.8% (146-of-349) from the field, including 31.7% (44-of-139) from beyond the arc ... As a redshirt sophomore (2016-17), ranked third in the Western Athletic Conference (WAC) in assist-to-turnover ratio (1.68), fifth in assists per game (3.6) and fifth in total assists (116) ... Led the team in scoring three times that season and finished the year as the third-leading scorer for the Vaqueros and led the team in assists ... Started 27 of the team's 32 games while averaging 8.6 points, 3.6 assists and 2.4 boards per game ... Played freshman season at UTEP where he averaged 7.9 minutes across 19 games, making one start, while scoring 32 points on 9-of-31 (29%) shooting from the field and 12-of-14 (85.7%) shooting from the free throw line to go with 13 rebounds, 10 assists, three blocks and two steals.

PERSONAL: Full name is Lewis Stallworth, IV ... Son of Lewis and Gaylene Stallworth, III ... Working on his master's in sport management.

** FULL BIO AVAILABLE ON CITADELSPORTS.COM **

CAREER AND SEASON HIGHS

	CAREER	2017-18 SEASON (AT UTRGV)
POINTS	23 (at SE Missouri State - 11/22/16)	14 (vs. Chicago State - 2/24/18)
REBOUNDS	7 (2x, last vs. Our Lady of the Lake - 1/2/18)	7 (2x, last vs. Our Lady of the Lake - 1/2/18)
ASSISTS	10 (4x, last vs. Our Lady of the Lake - 1/2/18)	10 (2x, last vs. Our Lady of the Lake - 1/2/18)
STEALS	4 (vs. Mo. Kansas City - 1/7/17)	3 (2x, last vs. Grand Canyon - 2/8/18)
BLOCKS	1 (8x, last at North Texas - 11/20/17)	1 (at North Texas - 11/20/17)
FG MADE	8 (2x, last vs. New Mexico St. - 2/18/17)	4 (4x, last at New Orleans - 3/14/18)
FG ATTEMPTED	15 (vs. New Mexico St. - 2/18/17)	10 (at New Orleans - 3/14/18)
3FG MADE	5 (vs. Mo. Kansas City - 3/9/17)	3 (at Rice - 12/2/17)
3FG ATTEMPTED	7 (at Grambling State - 11/25/17)	6 (2x, last vs. Seattle - 1/20/18)
FT MADE	7 (at SE Missouri State - 11/22/16)	5 (vs. Chicago State - 2/24/18)
FT ATTEMPTED	9 (at SE Missouri State - 11/22/16)	8 (vs. Seattle - 3/8/18)
MINUTES	36 (at SE Missouri State - 11/22/16)	33 (at Oklahoma St. - 12/22/17)

2017-18 GAME-BY-GAME (UTRGV)

OPPONENT	GS	MP	FG-FGA	3FG-FGA	FT-FTA	REBOUNDS					PTS
						O-D-T	A	TO	BLK	STL	
NICHOLLS STATE		20	2-4 (.500)	0-1 (.000)	2-4 (.500)	0-1-1	2	0	0	1	6
BETHUNE-COOKMAN		11	1-4 (.250)	1-3 (.333)	0-0 (.000)	1-1-2	2	2	0	0	3
at Texas A&M-Corpus C.		27	1-4 (.250)	0-3 (.000)	1-2 (.500)	0-3-3	6	2	0	1	3
at Texas State		14	0-1 (.000)	0-0 (.000)	0-0 (.000)	0-1-1	0	1	0	0	0
at North Texas		28	4-6 (.667)	1-2 (.500)	0-0 (.000)	0-6-6	2	3	1	2	9
at Georgia Tech		DNP									
GRAMBLING STATE		DNP									
at SMU		DNP									
at #9 Texas A&M		14	1-3 (.333)	1-3 (.333)	0-0 (.000)	0-1-1	4	0	0	0	3
at Rice		23	3-7 (.429)	3-6 (.500)	0-0 (.000)	1-2-3	2	1	0	0	9
TEXAS A&M-CORPUS C.		17	0-2 (.000)	0-2 (.000)	0-0 (.000)	0-0-0	7	1	0	1	0
UC-IRVINE		DNP									
UT ARLINGTON		22	3-6 (.500)	0-0 (.000)	0-1 (.000)	0-2-2	5	1	0	1	6
at Oklahoma State	*	33	2-4 (.500)	0-0 (.000)	0-0 (.000)	0-4-4	10	5	0	0	6
HAMPTON		22	2-6 (.333)	0-3 (.000)	3-3 (1.000)	1-6-7	6	1	0	0	7
OUR LADY OF THE LAKE	*	29	0-5 (.000)	0-4 (.000)	2-2 (1.000)	0-7-7	10	2	0	1	2
at UMKC #	*	16	1-3 (.333)	1-1 (1.000)	2-2 (1.000)	2-2-4	1	2	0	3	5
at CSU Bakersfield #	*	23	2-5 (.400)	2-4 (.500)	0-0 (.000)	1-2-3	4	0	0	0	6
at Grand Canyon #	*	19	1-5 (.200)	0-2 (.000)	3-3 (1.000)	1-2-3	3	0	0	0	5
UTAH VALLEY #		16	2-6 (.333)	2-3 (.667)	0-0 (.000)	1-2-3	3	3	0	0	6
SEATTLE #		28	2-8 (.250)	2-6 (.333)	0-0 (.000)	0-4-4	4	2	0	1	6
at Chicago State #		19	2-2 (1.000)	0-0 (.000)	3-3 (1.000)	0-2-2	2	2	0	1	7
WAYLAND BAPTIST		17	3-5 (.600)	1-1 (1.000)	0-0 (.000)	1-2-3	4	2	0	0	7
at New Mexico State #		12	2-5 (.400)	0-1 (.000)	3-4 (.750)	0-3-3	1	3	0	0	7
GRAND CANYON #		12	1-3 (.333)	0-2 (.000)	1-2 (.500)	0-3-3	3	1	0	3	3
at Seattle #		11	1-4 (.250)	0-0 (.000)	0-0 (.000)	2-1-3	3	2	0	0	2
at Utah Valley #		17	3-8 (.375)	0-2 (.000)	0-0 (.000)	1-2-3	2	1	0	1	6
UMKC #		26	1-5 (.200)	1-3 (.333)	1-2 (.500)	1-1-2	0	1	0	0	4
CHICAGO STATE #		14	4-7 (.571)	1-3 (.333)	5-5 (1.000)	1-1-2	1	1	0	0	14
NEW MEXICO STATE #		16	4-4 (1.000)	2-2 (1.000)	1-3 (.333)	0-3-3	0	2	0	0	11
vs. Seattle ^		20	2-5 (.400)	0-2 (.000)	4-8 (.500)	1-1-2	0	0	0	1	8
at New Orleans %		18	4-10 (.400)	1-2 (.500)	0-0 (.000)	1-0-1	3	2	0	0	9

#13 LEW STALLWORTH'S CAREER STATS

SEASON	GP-GS	MP	AVG	FG-FGA	FG%	3FG-3FGA	3FG%	FT-FTA	FT%	REB		PF	A	TO	BLK	STL	PTS	AVG
										OFF-DEF-T	AVG							
2017-18	28-5	544	19.4	54-137	.394	19-61	.311	33-46	.717	16-65-81	2.9	52	90	43	1	17	160	5.7
2016-17	32-27	821	25.7	92-212	.434	25-78	.321	66-94	.702	18-59-77	2.4	64	116	69	4	33	275	8.6
2015-16	DNP																	
2014-15	19-1	151	7.9	9-31	.290	2-10	.200	12-14	.857	1-12-13	0.7	11	10	10	3	2	32	1.7
TOTALS	79-33	1,516	19.2	155-380	.408	46-149	.309	111-154	.721	35-136-171	2.2	127	216	122	8	52	467	5.9

NO. 23 KAELOH HARRIS

Junior | 6-4 | 220 | Guard/Forward
Atlanta, Ga. (Mundy's Mill HS)



Honors and Awards

2016-17 All-SoCon Third Team (Media)

SOPHOMORE (2017-18): Saw action in 29 games, making 23 starts ... Was third on the team in scoring, averaging 9.9 points per contest, the 29th-highest scoring average in the SoCon ... For the year, averaged 22.8 minutes, 5.2 rebounds and 1.8 assists per game ... In SoCon play, his numbers went up to 24.9 minutes, 10.1 points, 6.3 rebounds and 1.7 assists per game ... His 6.3 boards per SoCon game was eighth-most in the league ... He also averaged 2.2 offensive rebounds per SoCon game, fifth-most in the league, and 4.1 defensive boards per game, 13th-most in the SoCon ... Scored in double figures in 18 games, including five straight from Jan. 27 through Feb. 8 ... Scored in double figures in four straight games from Dec. 2 to Dec. 16 and again from Jan. 4 through Jan. 13 ... Had a double-double off 11 points and a career-high 11 rebounds in the Bulldogs' home win over Wofford (2/1/18) ... Brought down at least five rebounds in 19 games ... Just missed out on double-double outings with 15 points and nine rebounds at Wofford (1/6/18) and again with 13 points and nine boards in the Bulldogs' road win over ETSU (2/20/18), then the top-ranked team in the SoCon ... Had a career-high six assists at home against Point (12/16/17) ... Blocked a career-high three shots at home against Chattanooga (1/13/18) ... Converted multiple 3-pointers in eight games, including matching his career high of four in the 'Dogs' home win over Furman (2/3/18) ... In that game against the Paladins, matched his season high for points with 18 ... Also had 18 points on the road at Campbell (12/14/17).

PERSONAL: Full name is Kaelon Andrew Harris ... Son of Danielle Steele ... Major is criminal justice.

** FULL BIO AVAILABLE ON CITADELSPORTS.COM **

CAREER AND SEASON HIGHS

	CAREER	2017-18 SEASON
POINTS	30 (at ASU - 11/23/16)	18 (2x, last vs. Furman - 2/3/18)
REBOUNDS	11 (vs. Wofford - 2/1/18)	11 (vs. Wofford - 2/1/18)
ASSISTS	6 (vs. Point - 12/16/17)	6 (vs. Point - 12/16/17)
STEALS	4 (vs. VMI - 2/17/18)	4 (vs. VMI - 2/17/18)
BLOCKS	3 (vs. UTC - 1/13/18)	3 (vs. UTC - 1/13/18)
FG MADE	11 (at ASU - 11/23/16)	6 (2x, last vs. Furman - 2/3/18)
FG ATTEMPTED	17 (at Stetson - 11/18/16)	12 (3x, last vs. UNCG - 2/15/18)
3FG MADE	4 (2x, last vs. Furman - 2/3/18)	4 (vs. Furman - 2/3/18)
3FG ATTEMPTED	8 (vs. Furman - 2/3/18)	8 (vs. Furman - 2/3/18)
FT MADE	8 (at Stetson - 11/18/16)	6 (3x, last at UTC - 2/8/18)
FT ATTEMPTED	13 (at Stetson - 11/18/16)	8 (3x, last at ETSU - 2/20/18)
MINUTES	34 (vs. UTC - 1/13/18)	34 (vs. UTC - 1/13/18)

2017-18 GAME-BY-GAME

OPPONENT	GS	MP	FG-FGA	3FG-FGA	FT-FTA	REBOUNDS					PTS
						O-D-T	A	TO	BLK	STL	
OGLETHORPE	*	19	3-6 (.500)	1-2 (.500)	1-1 (1.000)	2-5-7	1	3	0	3	8
at Virginia Tech	*	12	2-5 (.400)	2-2 (1.000)	1-2 (.500)	0-0-0	0	3	1	0	7
at North Carolina A&T	*	15	2-8 (.250)	0-2 (.000)	1-2 (.500)	4-0-4	0	2	0	0	5
at High Point	*	26	5-11 (.455)	1-4 (.250)	2-4 (.500)	1-4-5	1	2	1	2	13
TRINITY BAPTIST	*	18	3-6 (.500)	2-3 (.667)	3-4 (.750)	1-2-3	3	0	0	0	11
at Florida State	*	15	2-5 (.400)	1-2 (.500)	2-2 (1.000)	1-0-1	3	3	0	0	7
MARIST	*	24	1-5 (.200)	0-3 (.000)	6-8 (.750)	0-5-5	3	0	0	1	8
UMBC	*	20	4-8 (.500)	2-5 (.400)	6-6 (1.000)	0-1-1	3	0	0	1	16
JAMES MADISON	*	22	4-6 (.667)	2-3 (.667)	0-0 (.000)	0-4-4	0	2	0	0	10
at Campbell	*	30	6-12 (.500)	1-4 (.250)	5-7 (.714)	2-3-5	2	0	2	0	18
POINT	*	20	3-5 (.600)	1-1 (1.000)	3-4 (.750)	2-2-4	6	2	1	3	10
at Ohio State	*	17	1-2 (.500)	1-2 (.500)	0-0 (.000)	2-4-6	2	4	0	0	3
WESTERN CAROLINA #	*	20	0-2 (.000)	0-2 (.000)	0-4 (.000)	0-2-2	2	2	0	2	0
at Furman #	*	22	3-7 (.429)	0-0 (.000)	4-6 (.667)	4-3-7	4	0	0	0	10
at Wofford #	*	23	5-8 (.625)	0-1 (.000)	5-8 (.625)	4-5-9	2	3	0	2	15
SAMFORD #	*	18	4-9 (.444)	1-3 (.333)	2-4 (.500)	3-3-6	2	3	1	0	11
CHATTANOOGA #	*	34	5-10 (.500)	3-6 (.500)	1-2 (.500)	0-7-7	1	3	3	1	14
at UNCG #	*	22	1-6 (.167)	0-2 (.000)	0-2 (.000)	2-3-5	0	1	1	0	2
at VMI #			DNP								
at Mercer #	*	27	4-9 (.444)	1-4 (.250)	4-5 (.800)	4-2-6	3	2	0	3	13
ETSU #	*	18	3-9 (.333)	2-5 (.400)	3-3 (1.000)	1-4-5	0	1	0	0	11
WOFFORD #	*	29	3-7 (.429)	1-3 (.333)	4-5 (.800)	2-9-11	0	2	0	1	11
FURMAN #	*	32	6-12 (.500)	4-8 (.500)	2-3 (.667)	0-7-7	3	1	0	1	18
at Chattanooga #	*	28	3-5 (.600)	0-1 (.000)	6-6 (1.000)	1-3-4	2	1	0	1	12
at Samford #	*	14	1-5 (.200)	0-2 (.000)	1-2 (.500)	3-1-4	1	2	0	2	3
UNCG #	*	23	4-12 (.333)	1-7 (.143)	2-4 (.500)	2-4-6	1	1	0	1	11
VMI #	*	25	2-10 (.200)	1-4 (.250)	4-4 (1.000)	3-4-7	2	1	1	4	9
at ETSU #	*	31	3-4 (.750)	2-2 (1.000)	5-8 (.625)	5-4-9	1	2	0	0	13
MERCER #	*	33	3-11 (.273)	0-5 (.000)	7-8 (.875)	1-4-5	5	0	0	0	13
at Western Carolina #	*	24	1-6 (.167)	0-1 (.000)	3-4 (.750)	2-5-7	0	4	1	1	5
vs. #9 VMI ^			DNP								
vs. #1 UNCG ^			DNP								

#23 KAELOH HARRIS'S CAREER STATS

SEASON	GP-GS	MP	AVG	FG-FGA	FG%	3FG-3FGA	3FG%	FT-FTA	FT%	REB							PTS	AVG
										OFF-DEF-T	AVG	PF	A	TO	BLK	STL		
2017-18	29-23	661	22.8	87-211	.412	30-89	.337	83-118	.703	52-100-152	5.2	68	53	50	13	29	287	9.9
2016-17	21-6	406	19.3	66-136	.485	13-39	.333	51-87	.586	39-63-102	4.9	55	21	45	5	10	196	9.3
TOTALS	50-29	1,067	21.3	153-347	.441	43-128	.336	134-205	.654	91-163-254	5.1	123	74	95	18	39	483	9.7

NO. 24 TYLER BURGESS

Junior | 6-7 | 195 | Forward
Easley, S.C. (Easley HS)



HONORS AND AWARDS

Southern Conference Honor Roll (2016-17)

FRESHMAN (2016-17): Finished his freshman campaign with 59 points, 11 rebounds and appearances in 12 games after catching fire from behind the arc late in the season ... Tied for 14th in program history among freshman after shooting 37-percent from three-point range, with all 19 of his field goals in the 2016-17 season coming from deep ... Averaged 8.1 minutes per game and 4.9 points per game ... Hit at least one three-pointer in seven of the last eight games of the season ... Made collegiate debut against Johnson University (Fla.), knocking down one three-pointer and collecting two rebounds ... Hit the first three-pointer he attempted off the bench against Toccoa Falls, finishing with three points in four minutes ... Exploded for four treys and 12 points in 13 minutes of action at VMI and was one of only three Bulldogs to score in double figures.

PERSONAL: Full name is Tyler Andrew Burgess ... Son of Tim and April Burgess ... Major is business administration, and will graduate in May, 2018).

** FULL BIO AVAILABLE ON CITADELSPORTS.COM **

CAREER AND SEASON HIGHS

	CAREER	2016-17 SEASON
POINTS	12 (at VMI - 2/11/17)	12 (at VMI - 2/11/17)
REBOUNDS	2 (4x, last vs. UNCG - 3/4/17)	2 (4x, last vs. UNCG - 3/4/17)
ASSISTS	1 (2x, last vs. UNCG - 3/4/17)	1 (2x, last vs. UNCG - 3/4/17)
STEALS	--	--
BLOCKS	--	--
FG MADE	4 (at VMI - 2/11/17)	4 (at VMI - 2/11/17)
FG ATTEMPTED	11 (vs. Mercer - 2/18/17)	11 (vs. Mercer - 2/18/17)
3FG MADE	4 (at VMI - 2/11/17)	4 (at VMI - 2/11/17)
3FG ATTEMPTED	11 (vs. Mercer - 2/18/17)	11 (vs. Mercer - 2/18/17)
FT MADE	2 (at Samford - 2/25/17)	2 (at Samford - 2/25/17)
FT ATTEMPTED	3 (at Samford - 2/25/17)	3 (at Samford - 2/25/17)
MINUTES	19 (vs. Mercer - 2/18/17)	19 (vs. Mercer - 2/18/17)

2016-17 GAME-BY-GAME

OPPONENT	GS	MP	FG-FGA	3FG-FGA	FT-FTA	REBOUNDS			TO	BLK	STL	PTS
						O-D-T	A					
at Coll. of Charleston		DNP										
JOHNSON	7		1-4 (.250)	1-4 (.250)	0-0 (.000)	0-2-2	0	1	0	0	3	
TRUETT MCCONNELL	3		0-0 (.000)	0-0 (.000)	0-0 (.000)	0-0-0	0	0	0	0	0	
at Stetson		DNP										
at Iowa State		DNP										
at Arizona State		DNP										
PRESBYTERIAN		DNP										
COLGATE		DNP										
USC UPSTATE		DNP										
CAMPBELL		DNP										
TOCCOA FALLS	4		1-2 (.500)	1-2 (.500)	0-0 (.000)	0-0-0	0	0	0	0	3	
at Virginia Tech		DNP										
at UMBC		DNP										
UNCG #		DNP										
at Furman #		DNP										
at Wofford #		DNP										
ETSU #	4		0-4 (.000)	0-4 (.000)	0-1 (.000)	1-0-1	0	0	0	0	0	
VMI #		DNP										
at Chattanooga #		DNP										
SAMFORD #		DNP										
at Western Carolina #		DNP										
at UNCG #		DNP										
at Mercer #		DNP										
WOFFORD #		DNP										
FURMAN #		DNP										
at ETSU #	4		2-4 (.500)	2-4 (.500)	0-0 (.000)	0-0-0	0	0	0	0	6	
at VMI #	13		4-8 (.500)	4-7 (.571)	0-0 (.000)	1-1-2	0	0	0	0	12	
MERCER #	19		3-11 (.273)	3-11 (.273)	0-0 (.000)	0-0-0	1	0	0	0	9	
WESTERN CAROLINA #	12		3-10 (.300)	3-10 (.300)	0-0 (.000)	1-1-2	0	1	0	0	9	
at Samford #	7		0-0 (.000)	0-0 (.000)	2-3 (.667)	0-1-1	0	0	0	0	2	
CHATTANOOGA #	9		3-3 (1.000)	3-3 (1.000)	0-0 (.000)	0-0-0	0	1	0	0	9	
vs. Western Carolina ^	5		1-3 (.333)	1-3 (.333)	0-0 (.000)	0-0-0	0	0	0	0	3	
vs. UNCG ^	10		1-3 (.333)	1-3 (.333)	0-0 (.000)	0-2-2	1	0	0	0	3	

#24 TYLER BURGESS'S CAREER STATS

SEASON	GP-GS	MP	AVG	FG-FGA	FG%	3FG-3FGA	3FG%	FT-FTA	FT%	REB		A	TO	BLK	STL	PTS	AVG
										OFF-DEF-T	AVG						
2016-17	12-0	97	8.1	19-52	.365	19-51	.373	2-4	.500	3-8-11	0.9	4	2	3	0	59	4.9
TOTALS	12-0	97	8.1	19-52	.365	19-51	.373	2-4	.500	3-8-11	0.9	4	2	3	0	59	4.9

NO. 25 ALEX REED

Sophomore | 6-5 | 210 | Forward
Raleigh, N.C. (Garner Magnet HS)



FRESHMAN (2017-18): Saw action in all 32 games, making 12 starts, including 10 straight from Dec. 16, 2017 to Jan. 27, 2018 ... Finished the year tied for 16th in program history for 3-pointers made by a freshman with 32 ... Finished the year tied for 12th in program history for steals by a freshman with 26 ... Averaged 14.3 minutes, 5.5 points, 2.4 rebounds and 1.0 3-pointer per game ... In Southern Conference action, his numbers went up to 17.2 minutes, 6.1 points, 2.6 rebounds and just under 1.0 3-pointer per game ... Led the 'Dogs in scoring in two games, including netting a career-high 20 points on the road at Chattanooga (2/8/18) ... In that game against the Mocs, matched his career-high for 3-pointers in a game with four ... Also had four treys against Point (12/16/17) and at home against Samford (1/11/18) ... Scored in double figures in five total games, including three in a row from Dec. 16 to Dec. 30 ... In that stretch, averaged 14.0 points, 3.7 rebounds and 3.0 3-pointers per game ... Scored 19 points off 7-of-12 shooting (.583) from the field at home against Samford in 27 minutes of work ... Had a stretch of nine games where he converted at least one 3-pointer from Dec. 5, 2017 to Jan. 13, 2018.

PERSONAL: Full name is Alexander Cole Reed ... Son of Timothy and Debra Reed ... Major is criminal justice.

** FULL BIO AVAILABLE ON CITADELSPORTS.COM **

CAREER AND SEASON HIGHS

	CAREER	2017-18 SEASON
POINTS	20 (at UTC - 2/8/18)	20 (at UTC - 2/8/18)
REBOUNDS	8 (vs. WCU - 12/30/17)	8 (vs. WCU - 12/30/17)
ASSISTS	4 (vs. UTC - 1/13/18)	4 (vs. UTC - 1/13/18)
STEALS	4 (vs. Furman - 2/3/18)	4 (vs. Furman - 2/3/18)
BLOCKS	1 (vs. Point - 12/16/17)	1 (vs. Point - 12/16/17)
FG MADE	7 (vs. Samford - 1/11/18)	7 (vs. Samford - 1/11/18)
FG ATTEMPTED	12 (vs. Samford - 1/11/18)	12 (vs. Samford - 1/11/18)
3FG MADE	4 (3x, last at UTC - 2/8/18)	4 (3x, last at UTC - 2/8/18)
3FG ATTEMPTED	9 (vs. Samford - 1/11/18)	9 (vs. Samford - 1/11/18)
FT MADE	7 (vs. WCU - 12/30/17)	7 (vs. WCU - 12/30/17)
FT ATTEMPTED	9 (vs. WCU - 12/30/17)	9 (vs. WCU - 12/30/17)
MINUTES	27 (2x, last vs. UTC - 1/13/18)	27 (2x, last vs. UTC - 1/13/18)

2017-18 GAME-BY-GAME

OPPONENT	GS	MP	FG-FGA	3FG-FGA	FT-FTA	REBOUNDS				PTS	
						O-D-T	A	TO	BLK		STL
OGLETHORPE		12	2-5 (.400)	2-3 (.667)	0-0 (.000)	3-2-5	1	0	0	1	6
at Virginia Tech		7	0-3 (.000)	0-1 (.000)	0-0 (.000)	1-0-1	0	1	0	0	0
at North Carolina A&T		11	2-3 (.667)	0-1 (.000)	0-0 (.000)	1-0-1	0	0	0	2	4
at High Point		3	0-2 (.000)	0-1 (.000)	0-0 (.000)	1-0-1	0	0	0	0	0
TRINITY BAPTIST		11	1-3 (.333)	1-3 (.333)	0-0 (.000)	0-3-3	2	2	0	2	3
at Florida State		8	1-3 (.333)	1-3 (.333)	0-0 (.000)	2-2-4	0	0	0	1	3
MARIST		2	0-1 (.000)	0-0 (.000)	0-0 (.000)	0-0-0	0	0	0	0	0
UMBC		2	0-1 (.000)	0-1 (.000)	0-0 (.000)	0-0-0	0	0	0	1	0
JAMES MADISON		6	2-2 (1.000)	2-2 (1.000)	0-0 (.000)	0-1-1	0	1	0	0	6
at Campbell		16	3-8 (.375)	1-4 (.250)	0-1 (.000)	1-1-2	2	0	0	1	7
POINT	*	22	6-11 (.545)	4-8 (.500)	2-2 (1.000)	2-1-3	0	1	1	3	18
at Ohio State	*	20	4-6 (.667)	3-5 (.600)	0-0 (.000)	0-0-0	0	0	0	1	11
WESTERN CAROLINA #	*	26	2-8 (.250)	2-7 (.286)	7-9 (.778)	3-5-8	1	1	0	2	13
at Furman #	*	16	2-6 (.333)	1-3 (.333)	1-2 (.500)	0-2-2	1	0	0	0	6
at Wofford #	*	21	2-5 (.400)	1-3 (.333)	2-3 (.667)	0-2-2	2	1	0	3	7
SAMFORD #	*	27	7-12 (.583)	4-9 (.444)	1-2 (.500)	0-1-1	2	2	0	0	19
CHATTANOOGA #	*	27	4-5 (.800)	1-2 (.500)	0-0 (.000)	0-3-3	4	1	0	0	9
at UNCG #	*	18	0-4 (.000)	0-4 (.000)	0-0 (.000)	2-2-4	1	3	0	0	0
at VMI #	*	16	0-2 (.000)	0-2 (.000)	1-2 (.500)	1-1-2	2	1	0	1	1
at Mercer #	*	9	0-3 (.000)	0-3 (.000)	2-2 (1.000)	2-0-2	0	0	1	0	2
ETSU #		12	1-5 (.200)	0-2 (.000)	6-6 (1.000)	2-1-3	0	1	0	2	8
WOFFORD #		11	0-2 (.000)	0-1 (.000)	2-4 (.500)	0-1-1	1	0	0	0	2
FURMAN #		20	3-3 (1.000)	0-0 (.000)	0-0 (.000)	2-0-2	0	2	0	4	6
at Chattanooga #		25	5-9 (.556)	4-8 (.500)	6-8 (.750)	0-2-2	0	0	0	1	20
at Samford #		19	1-5 (.200)	1-4 (.250)	3-5 (.600)	0-3-3	0	1	0	0	6
UNCG #		14	1-2 (.500)	1-2 (.500)	0-0 (.000)	0-2-2	0	1	0	0	3
VMI #	*	12	1-5 (.200)	0-1 (.000)	0-0 (.000)	2-1-3	1	0	0	0	2
at ETSU #		13	0-1 (.000)	0-1 (.000)	0-0 (.000)	1-2-3	1	1	0	0	0
MERCER #		11	1-2 (.500)	1-2 (.500)	0-0 (.000)	1-0-1	0	0	0	0	3
at Western Carolina #		12	1-6 (.167)	1-4 (.250)	0-0 (.000)	1-2-3	2	0	1	0	3
vs. #9 VMI ^		12	2-5 (.400)	1-3 (.333)	1-2 (.500)	1-4-5	1	0	0	0	6
vs. #1 UNCG ^	*	15	1-4 (.250)	0-2 (.000)	0-0 (.000)	2-3-5	1	2	0	1	2

#25 ALEX REED'S CAREER STATS

SEASON	GP-GS	MP	AVG	FG-FGA	FG%	3FG-3FGA	3FG%	FT-FTA	FT%	REB								PTS	AVG
										OFF-DEF-T	AVG	PF	A	TO	BLK	STL			
2017-18	32-12	456	14.3	55-142	.387	32-95	.337	34-48	.708	31-47-78	2.4	61	25	22	3	26	176	5.5	
TOTALS	32-12	456	14.3	55-142	.387	32-95	.337	34-48	.708	31-47-78	2.4	61	25	22	3	26	176	5.5	

NO. 32 DEREK WEBSTER, JR.

Sophomore | 6-5 | 215 | Forward
Tampa, Fla. (Seffner Christian Academy)



HONORS AND AWARDS

Gold Stars (Spring 2018)
Dean's List (Fall 2017, Spring 2018)
Southern Conference Honor Roll (2017-18)

FRESHMAN (2017-18): Played in 27 games as a true freshman for the Bulldogs ... for the year, averaged 8.0 minutes, 2.0 points and 1.8 rebounds per game ... Netted double-digit points in two games, including recording the Bulldogs' first double-double of the season with an 11-point, 10-rebound performance at home against Point (12/16/17) that also included his first-ever multi-block performance with two ... Led the 'Dogs in rebounding in two other games, including bringing down eight boards against UMBC (12/2/17).

PERSONAL: Full name is Derek Paul Webster, Jr. ... Son of Derek and Shelise Webster ... Father, Derek Webster, played basketball at Florida A&M ... Major is biology/pre-med.

** FULL BIO AVAILABLE ON CITADELSPORTS.COM **

CAREER AND SEASON HIGHS

	CAREER	2017-18 SEASON
POINTS	11 (vs. Point - 12/16/17)	11 (vs. Point - 12/16/17)
REBOUNDS	10 (vs. Point - 12/16/17)	10 (vs. Point - 12/16/17)
ASSISTS	3 (vs. Oglethorpe - 11/10/17)	3 (vs. Oglethorpe - 11/10/17)
STEALS	2 (vs. Samford - 1/11/18)	2 (vs. Samford - 1/11/18)
BLOCKS	2 (vs. Point - 12/16/17)	2 (vs. Point - 12/16/17)
FG MADE	4 (2x, last vs. Point - 12/16/17)	4 (2x, last vs. Point - 12/16/17)
FG ATTEMPTED	7 (2x, last vs. Point - 12/16/17)	7 (2x, last vs. Point - 12/16/17)
3FG MADE	1 (at Wofford - 1/6/18)	1 (at Wofford - 1/6/18)
3FG ATTEMPTED	2 (at Wofford - 1/6/18)	2 (at Wofford - 1/6/18)
FT MADE	3 (2x, last vs. Point - 12/16/17)	3 (2x, last vs. Point - 12/16/17)
FT ATTEMPTED	4 (2x, last at FSU - 11/24/17)	4 (2x, last at FSU - 11/24/17)
MINUTES	26 (vs. UMBC - 12/2/17)	26 (vs. UMBC - 12/2/17)

2017-18 GAME-BY-GAME

OPPONENT	GS	MP	FG-FGA	3FG-FGA	FT-FTA	REBOUNDS					PTS
						O-D-T	A	TO	BLK	STL	
OGLETHORPE		10	2-3 (.667)	0-0 (.000)	0-0 (.000)	1-2-3	3	1	0	0	4
at Virginia Tech		8	0-1 (.000)	0-0 (.000)	0-0 (.000)	1-1-2	0	1	0	0	0
at North Carolina A&T		4	2-3 (.667)	0-0 (.000)	0-0 (.000)	1-0-1	0	1	0	0	4
at High Point		3	0-0 (.000)	0-0 (.000)	0-0 (.000)	0-0-0	0	0	1	0	0
TRINITY BAPTIST		10	0-0 (.000)	0-0 (.000)	2-4 (.500)	0-1-1	0	1	0	1	2
at Florida State		13	1-3 (.333)	0-0 (.000)	3-4 (.750)	2-3-5	1	0	0	1	5
MARIST		6	0-1 (.000)	0-0 (.000)	0-0 (.000)	1-0-1	0	0	0	0	0
UMBC		26	4-7 (.571)	0-0 (.000)	2-6 (.333)	4-4-8	2	1	0	1	10
JAMES MADISON		14	1-2 (.500)	0-0 (.000)	2-2 (1.000)	0-2-2	0	1	0	0	4
at Campbell		13	1-3 (.333)	0-0 (.000)	0-0 (.000)	0-2-2	0	0	0	1	2
POINT		24	4-7 (.571)	0-0 (.000)	3-3 (1.000)	3-7-10	0	1	2	1	11
at Ohio State		8	0-0 (.000)	0-0 (.000)	0-0 (.000)	2-0-2	1	2	1	0	0
WESTERN CAROLINA #		8	1-1 (1.000)	0-0 (.000)	0-0 (.000)	1-1-2	0	1	0	0	2
at Furman #		12	0-1 (.000)	0-0 (.000)	0-0 (.000)	0-4-4	1	1	1	0	0
at Wofford #		13	2-4 (.500)	1-2 (.500)	0-2 (.000)	0-0-0	0	2	0	0	5
SAMFORD #		11	0-1 (.000)	0-0 (.000)	0-0 (.000)	0-0-0	0	1	0	2	0
CHATTANOOGA #		DNP									
at UNCG #		DNP									
at VMI #		1	0-0 (.000)	0-0 (.000)	0-0 (.000)	0-0-0	0	1	0	0	0
at Mercer #		DNP									
ETSU #		1	0-0 (.000)	0-0 (.000)	0-0 (.000)	0-0-0	0	0	0	0	0
WOFFORD #		1	0-0 (.000)	0-0 (.000)	0-0 (.000)	0-0-0	0	0	0	0	0
FURMAN #		DNP									
at Chattanooga #		6	1-1 (1.000)	0-0 (.000)	0-2 (.000)	0-0-0	0	0	0	0	2
at Samford #		DNP									
UNCG #		3	1-1 (1.000)	0-0 (.000)	0-0 (.000)	1-0-1	0	0	1	0	2
VMI #		2	0-0 (.000)	0-0 (.000)	0-0 (.000)	0-0-0	0	0	0	0	0
at ETSU #		4	0-0 (.000)	0-0 (.000)	0-0 (.000)	0-1-1	0	0	1	0	0
MERCER #		1	0-0 (.000)	0-0 (.000)	0-0 (.000)	0-0-0	0	1	0	0	0
at Western Carolina #		10	1-1 (1.000)	0-0 (.000)	0-2 (.000)	1-1-2	0	0	1	1	2
vs. #9 VMI ^		1	0-0 (.000)	0-0 (.000)	0-0 (.000)	0-0-0	0	0	0	0	0
vs. #1 UNCG ^		3	0-0 (.000)	0-0 (.000)	0-0 (.000)	2-0-2	1	0	0	0	0

#32 DEREK WEBSTER, JR.'S CAREER STATS

SEASON	GP-GS	MP	AVG	FG-FGA	FG%	3FG-3FGA	3FG%	FT-FTA	FT%	REB									PTS	AVG
										OFF-DEF-T	AVG	PF	A	TO	BLK	STL				
2017-18	27-0	215	8.0	21-40	.525	1-2	.500	12-25	.480	20-29-49	1.8	29	9	16	8	8	55	2.0		
TOTALS	27-0	215	8.0	21-40	.525	1-2	.500	12-25	.480	20-29-49	1.8	29	9	16	8	8	55	2.0		

NO. 33 HAYDEN BROWN

Sophomore | 6-6 | 215 | Forward
Greer, S.C. (Byrnes HS)



HONORS AND AWARDS

Southern Conference Honor Roll (2017-18)
Dean's List (Fall 2017)

FRESHMAN (2017-18): Appeared in 29 games, making nine starts ... Averaged 13.4 minutes, 5.2 points and 2.7 rebounds per game, despite missing three games with an injury ... Scored in double figures in four games, including leading The Citadel with 22 points on the road at Virginia Tech (11/12/17) ... Scored 12 points at home against UMBC (12/2/17) and had 11 at home against Trinity Baptist (11/21/17) and in the Bulldogs' SoCon Tournament win over VMI (3/2/18) ... Brought down at least five rebounds in seven games, including a season-high seven at High Point (11/18/17) ... Corralled in six rebounds against Western Carolina (12/30/17), at Furman (1/4/18) and at Samford (2/10/18) ... Converted two 3-pointers in games against Trinity Baptist and at Ohio State (12/19/17) ... Turned in a nine-point, five-rebound and two-block performance in the Bulldogs' home win over Wofford (2/1/18).

PERSONAL: Full name is Hayden Alan Brown ... Son of Jeff and Jackie Brown ... Brother, Janson Brown, played lacrosse at Lincoln Memorial University ... Major is business administration.

** FULL BIO AVAILABLE ON CITADELSPORTS.COM **

CAREER AND SEASON HIGHS

	CAREER	2017-18 SEASON
POINTS	22 (at Virginia Tech - 11/12/17)	22 (at Virginia Tech - 11/12/17)
REBOUNDS	7 (at HPU - 11/18/17)	7 (at HPU - 11/18/17)
ASSISTS	3 (at Ohio State - 12/19/17)	3 (at Ohio State - 12/19/17)
STEALS	2 (8x, last at UTC - 2/8/18)	2 (8x, last at UTC - 2/8/18)
BLOCKS	2 (vs. Wofford - 2/1/18)	2 (vs. Wofford - 2/1/18)
FG MADE	9 (at Virginia Tech - 11/12/17)	9 (at Virginia Tech - 11/12/17)
FG ATTEMPTED	11 (vs. UMBC - 12/2/17)	11 (vs. UMBC - 12/2/17)
3FG MADE	2 (3x, last at Ohio State - 12/19/17)	2 (3x, last at Ohio State - 12/19/17)
3FG ATTEMPTED	4 (vs. Trinity Baptist - 11/21/17)	4 (vs. Trinity Baptist - 11/21/17)
FT MADE	7 (vs. WCU - 12/30/17)	7 (vs. WCU - 12/30/17)
FT ATTEMPTED	9 (vs. WCU - 12/30/17)	9 (vs. WCU - 12/30/17)
MINUTES	23 (2x, last vs. Wofford - 2/1/18)	23 (2x, last vs. Wofford - 2/1/18)

2017-18 GAME-BY-GAME

OPPONENT	GS	MP	FG-FGA	3FG-FGA	FT-FTA	REBOUNDS				PTS	
						O-D-T	A	TO	BLK		STL
OGLETHORPE		13	3-4 (.750)	1-1 (1.000)	0-0 (.000)	1-0-1	1	1	0	2	7
at Virginia Tech		15	9-10 (.900)	2-3 (.667)	1-1 (1.000)	2-1-3	2	2	0	2	22
at North Carolina A&T		14	1-3 (.333)	0-1 (.000)	0-0 (.000)	0-1-1	1	4	0	2	2
at High Point	*	23	3-6 (.500)	0-2 (.000)	0-1 (.000)	3-4-7	1	2	1	1	6
TRINITY BAPTIST	*	16	4-6 (.666)	2-4 (.500)	1-2 (.500)	0-3-3	1	0	1	1	11
at Florida State	*	11	1-4 (.250)	1-2 (.500)	0-0 (.000)	1-2-3	0	1	1	0	3
MARIST	*	15	0-5 (.000)	0-1 (.000)	0-0 (.000)	1-3-4	1	1	0	1	0
UMBC		19	5-11 (.455)	0-3 (.000)	2-3 (.667)	1-1-2	0	0	0	1	12
JAMES MADISON	*	18	1-4 (.250)	0-1 (.000)	1-1 (1.000)	0-1-1	2	0	0	0	3
at Campbell	*	9	0-3 (.000)	0-1 (.000)	0-0 (.000)	1-4-5	0	1	0	0	0
POINT		16	3-8 (.375)	0-2 (.000)	3-3 (1.000)	0-1-1	2	1	0	2	9
at Ohio State		18	3-5 (.600)	2-3 (.667)	0-0 (.000)	2-3-5	3	2	0	1	8
WESTERN CAROLINA #		15	1-2 (.500)	0-1 (.000)	7-9 (.778)	0-6-6	0	0	0	1	9
at Furman #	*	18	3-10 (.300)	0-3 (.000)	1-2 (.500)	1-5-6	2	4	0	2	7
at Wofford #	*	17	1-5 (.200)	0-1 (.000)	0-0 (.000)	1-1-2	2	1	0	2	2
SAMFORD #	*	10	2-3 (.667)	0-0 (.000)	0-2 (.000)	1-1-2	2	4	0	2	4
CHATTANOOGA #		5	0-0 (.000)	0-0 (.000)	0-0 (.000)	0-0-0	0	1	0	0	0
at UNCG #		2	0-0 (.000)	0-0 (.000)	0-0 (.000)	0-1-1	0	1	0	0	0
at VMI #		3	0-4 (.000)	0-0 (.000)	0-0 (.000)	1-0-1	0	0	0	0	0
at Mercer #		10	2-4 (.500)	1-3 (.333)	0-0 (.000)	0-0-0	1	0	0	0	5
ETSU #		9	2-2 (1.000)	0-0 (.000)	0-0 (.000)	0-2-2	0	0	0	0	4
WOFFORD #		23	3-6 (.500)	1-2 (.500)	2-3 (.667)	1-4-5	2	0	2	0	9
FURMAN #		11	0-4 (.000)	0-1 (.000)	0-0 (.000)	0-2-2	1	1	1	0	0
at Chattanooga #		13	0-2 (.000)	0-1 (.000)	0-0 (.000)	0-1-1	0	2	0	2	0
at Samford #		13	2-4 (.500)	0-1 (.000)	2-2 (1.000)	2-4-6	1	0	0	1	6
UNCG #		12	1-4 (.250)	1-2 (.500)	0-0 (.000)	0-1-1	1	0	0	0	3
VMI #		6	1-2 (.500)	0-1 (.000)	1-2 (.500)	1-1-2	0	1	0	0	3
at ETSU #		DNP									
MERCER #		DNP									
at Western Carolina #		DNP									
vs. #9 VMI ^		18	3-6 (.500)	1-3 (.333)	4-5 (.800)	1-3-4	0	0	0	0	11
vs. #1 UNCG ^		18	2-3 (.667)	0-0 (.000)	0-0 (.000)	1-1-2	0	1	0	0	4

#33 HAYDEN BROWN'S CAREER STATS

SEASON	GP-GS	MP	AVG	FG-FGA	FG%	3FG-3FGA	3FG%	FT-FTA	FT%	REB		PF	A	TO	BLK	STL	PTS	AVG
										OFF-DEF-T	AVG							
2017-18	29-9	390	13.4	56-130	.431	12-43	.279	26-37	.703	22-57-79	2.7	55	26	31	6	23	150	5.2
TOTALS	29-9	390	13.4	56-130	.431	12-43	.279	26-37	.703	22-57-79	2.7	55	26	31	6	23	150	5.2

NO. 35 ZANE NAJDAWI

Senior | 6-7 | 220 | Forward
Midlothian, Va. (Cosby HS)



HONORS AND AWARDS

Gold Stars (Fall 2017, Spring 2018)
Dean's List (Fall 2017, Spring 2018)
2018-19 Preseason All-SoCon Team
2018-19 Mid Major Madness Preseason All-SoCon First Team
2017-18 NABC All-District 22
2017-18 NABC Honors Court
2017-18 All-SoCon First Team (coaches)
2017-18 All-SoCon First Team (media)
HoopsHD.com All-Conference Team (2017-18, 2016-17)
2015-16 SoCon All-Freshman Team
4x SoCon Player of the Week (Nov. 15, 2016; Dec. 6, 2016; Jan. 15, 2018; Feb. 6, 2018)
College Sports Madness Conference Player of the Week (Jan. 14, 2018)
Southern Conference Commissioner's Medal (2017-18)
Southern Conference Academic All-Conference (Spring 2018)
Southern Conference Honor Roll (2017-18, 2016-17)

JUNIOR (2017-18): In the regular-season finale at Western Carolina (Feb. 25), Najdawi became just the 27th player in SoCon history and second player in program history to eclipse 1,000 points, 500 rebounds and 100 blocks for his career ... Ended his junior campaign 18th in program history for points scored in a career (1,206) and third for blocked shots (140) ... His nine career double-doubles has him tied for ninth all-time in program history ... Named to the All-SoCon First Team by both the coaches and the media, becoming just the fourth player in program history to earn first-team honors from both groups ... Named to the NABC All-District 22 First Team ... Was named the SoCon Player of the Week twice (Jan. 15 & Feb. 6), was tabbed the College Sports Madness SoCon Player of the Week once (Jan. 14) and was named to CollegelInsider.com contributing writer Angela Lento's "My5" for the week of Feb. 6 ... Ended his junior season averaging 15.5 points, 5.0 rebounds and 1.4 blocks per game overall and 19.5 points, 6.2 rebounds and 2.1 blocks per SoCon game ... Finished the year shooting 51.3% from the field, which was second in the league ... Ended the season in the top 20 in the conference in six other statistical categories, including third in scoring, fourth in both blocks per game and total blocks, 11th in free throw percentage, 14th in defensive rebounds per game and 17th in rebounding ... In SoCon play, Najdawi ended the season in the top 15 of the conference in 10 statistical categories, including leading the league in shooting percentage and second in scoring, 3-point field goal percentage, blocks per game and total blocks ... He was also fourth in total defensive rebounds, fifth in defensive rebounds per game, eighth in total rebounds, ninth in rebounds per contest and 14th in free throw percentage ... Had three double-double performances on the year with all three coming in SoCon play (Jan. 20, Feb. 3, and Feb. 17) ... Eclipsed the 20-point mark in nine games, including two 30-point performances ... Set a career-high for points with 37 in a home win over Chattanooga (Jan. 13) while shooting a blistering 88.2% (15-of-17) from the field ... The 37 points scored is tied for seventh-most in a game by a single Bulldog ... Netted 33 points at Samford (Feb. 10), including converting four 3-pointers ... Ended the season having scored in double figures in 18 straight games ... In four games from Jan. 11 to Jan. 20, averaged 27.5 points and 7.3 rebounds ... In four games from Feb. 10 to Feb. 20, averaged 23.8 points and 7.5 boards per game.

PERSONAL: Major is sport management.

** Full bio available on CitadelSports.com **

CAREER AND SEASON HIGHS

	CAREER	2017-18 SEASON
POINTS	37 (vs. UTC - 1/13/18)	37 (vs. UTC - 1/13/18)
REBOUNDS	15 (at WCU - 1/19/17)	14 (vs. VMI - 2/17/18)
ASSISTS	3 (5x, last vs. UTC - 1/13/18)	3 (2x, last vs. UTC - 1/13/18)
STEALS	4 (3x, last at Wofford - 1/2/17)	3 (vs. JMU - 12/5/17)
BLOCKS	6 (2x, last vs. WCU - 12/30/17)	6 (vs. WCU - 12/30/17)
FG MADE	15 (vs. UTC - 1/13/18)	15 (vs. UTC - 1/13/18)
FG ATTEMPTED	21 (at Samford - 2/10/18)	21 (at Samford - 2/10/18)
3FG MADE	4 (3x, last vs. UNCG - 3/3/18)	4 (3x, last vs. UNCG - 3/3/18)
3FG ATTEMPTED	8 (2x, last vs. UNCG - 3/3/18)	8 (2x, last vs. UNCG - 3/3/18)
FT MADE	16 (vs. Colgate - 12/2/16)	8 (vs. VMI - 2/17/18)
FT ATTEMPTED	17 (vs. Furman - 12/2/16)	11 (vs. Furman - 2/3/18)
MINUTES	38 (vs. Furman - 2/3/18)	38 (vs. Furman - 2/3/18)


2017-18 GAME-BY-GAME

OPPONENT	GS	MP	FG-FGA	3FG-FGA	FT-FTA	REBOUNDS					PTS
						O-D-T	A	TO	BLK	STL	
OGLETHORPE	*	17	4-9 (.444)	1-4 (.250)	0-0 (.000)	2-2-4	2	3	1	2	9
at Virginia Tech	*	13	1-4 (.250)	0-2 (.000)	0-0 (.000)	0-0-0	1	2	0	0	2
at North Carolina A&T	*	10	0-4 (.000)	0-2 (.000)	0-0 (.000)	0-3-3	0	1	0	0	0
at High Point	*	22	2-7 (.286)	1-2 (.500)	3-5 (.600)	1-2-3	0	2	1	1	8
TRINITY BAPTIST	*	18	12-15 (.800)	0-1 (.000)	4-5 (.800)	1-1-2	1	2	1	1	28
at Florida State	*	12	2-7 (.286)	1-2 (.500)	0-0 (.000)	1-0-1	1	1	0	1	5
MARIST	*	21	5-10 (.500)	0-1 (.000)	2-3 (.667)	1-5-6	0	1	1	2	12
UMBC	*	6	0-3 (.000)	0-1 (.000)	1-2 (.500)	0-1-1	0	0	0	0	1
JAMES MADISON	*	19	7-12 (.583)	1-4 (.250)	0-0 (.000)	0-2-2	0	4	0	3	15
at Campbell	*	16	2-8 (.250)	0-0 (.000)	0-0 (.000)	2-1-3	1	1	0	0	4
POINT		DNP									
at Ohio State	*	25	4-13 (.308)	1-6 (.167)	2-2 (1.000)	3-3-6	1	0	0	1	11
WESTERN CAROLINA #	*	26	4-6 (.667)	2-3 (.667)	1-2 (.500)	0-4-4	1	2	6	0	11
at Furman #	*	11	2-3 (.667)	1-1 (1.000)	1-2 (.500)	1-0-1	0	3	0	0	6
at Wofford #	*	22	5-10 (.500)	3-7 (.429)	0-0 (.000)	0-5-5	0	2	2	0	13
SAMFORD #	*	26	9-12 (.750)	0-2 (.000)	3-5 (.600)	0-5-5	3	1	0	0	21
CHATTANOOGA #	*	36	15-17 (.882)	1-1 (1.000)	6-7 (.857)	2-4-6	3	2	3	0	37
at UNCG #	*	31	10-16 (.625)	2-3 (.667)	3-6 (.500)	1-6-7	1	3	1	1	25
at VMI #	*	33	11-17 (.647)	1-2 (.500)	4-5 (.800)	2-9-11	2	3	0	0	27
at Mercer #	*	34	5-12 (.417)	1-5 (.200)	2-3 (.667)	0-0-1	1	3	2	1	13
ETSU #	*	33	5-15 (.333)	3-5 (.600)	5-8 (.625)	0-6-6	1	4	3	0	18
WOFFORD #	*	30	5-14 (.357)	2-5 (.400)	4-4 (1.000)	1-6-7	0	2	4	1	16
FURMAN #	*	38	9-12 (.750)	4-5 (.800)	6-11 (.545)	2-8-10	0	1	3	0	28
at Chattanooga #	*	25	4-11 (.364)	0-3 (.000)	6-6 (1.000)	0-4-4	0	2	1	1	14
at Samford #	*	34	12-21 (.571)	4-8 (.500)	5-5 (1.000)	2-3-5	2	6	3	1	33
UNCG #	*	33	3-7 (.429)	2-3 (.667)	7-10 (.700)	0-5-5	2	3	3	0	15
VMI #	*	35	7-12 (.583)	1-4 (.250)	8-10 (.800)	6-8-14	2	4	1	1	23
at ETSU #	*	31	9-16 (.563)	3-7 (.429)	3-4 (.750)	2-4-6	1	7	1	1	24
MERCER #	*	33	6-10 (.600)	3-4 (.750)	2-4 (.500)	2-5-7	1	4	3	0	17
at Western Carolina #	*	23	3-10 (.300)	1-3 (.333)	3-4 (.750)	3-6-9	1	6	1	1	10
vs. #9 VMI ^	*	33	4-11 (.364)	1-4 (.250)	7-11 (.63)	2-5-7	2	2	1	2	16
vs. #1 UNCG ^	*	35	5-11 (.455)	4-8 (.500)	3-4 (.750)	0-5-5	0	2	0	1	17

#35 ZANE NAJDAWI'S CAREER STATS

SEASON	GP-GS	MP	AVG	FG-FGA	FG%	3FG-3FGA	3FG%	FT-FTA	FT%	REB							PTS	AVG
										OFF-DEF-T	AVG	PF	A	TO	BLK	STL		
2017-18	31-31	781	25.2	172-335	.513	44-108	.407	91-128	.711	37-118-155	5.0	69	30	79	42	21	479	15.5
2016-17	33-32	791	24.0	157-334	.470	28-65	.431	154-185	.832	93-127-220	6.7	113	26	73	38	33	496	15.0
2015-16	32-28	593	18.5	83-184	.451	9-28	.321	56-73	.767	54-88-142	4.4	103	12	38	60	24	231	7.2
TOTALS	96-91	2,165	22.6	412-853	.483	81-201	.403	301-386	.780	184-333-517	5.4	285	68	190	140	78	1,206	12.6


2018-19 RADIO/TV SPOT CHART



#2
Quayson WILLIAMS
 Sr. • G • 5-11 • 170 lbs.
 Trenton, N.J.



#3
Matt FRIERSON
 Sr. • G • 6-1 • 160 lbs.
 Laurel, Md.



#4
Robert GUYTON
 Fr. • G • 5-10 • 160 lbs.
 Myrtle Beach, S.C.




#11
Kaiden RICE
 So. • F • 6-6 • 185 lbs.
 Columbia, S.C.



#12
Connor KERN
 Gr. • G • 6-4 • 190 lbs.
 Pickerington, Ohio



#13
Lew STALLWORTH
 Gr. • G • 6-1 • 200 lbs.
 Los Angeles, Calif.




#15
Jerry HIGGINS, III
 Fr. • G • 5-10 • 165 lbs.
 Cleveland, Ohio



#20
Dimitri GEORGIADIS
 Fr. • F/C • 6-9 • 225 lbs.
 Richmond, Va.



#23
Kaelon HARRIS
 Jr. • G • 6-4 • 220 lbs.
 Atlanta, Ga.




#24
Tyler BURGESS
 Jr. • F/G • 6-7 • 195 lbs.
 Easley, S.C.




#25
Alex REED
 So. • F • 6-5 • 210 lbs.
 Raleigh, N.C.



#32
Derek WEBSTER, JR.
 So. • F • 6-5 • 215 lbs.
 Tampa, Fla.



#33
Hayden BROWN
 So. • F • 6-6 • 215 lbs.
 Greer, S.C.



#35
Zane NAJDAWI
 Jr. • F • 6-7 • 205 lbs.
 Midlothian, Va.

COACHING STAFF



Duggar BAUCOM
 Head Coach
 Fourth Season



Daniel WILLIS
 Associate Head Coach
 Fourth Season



Willie BELL
 Assistant Coach
 Fourth Season



Jack CASTLEBERRY
 Assistant Coach
 Third Season



Kyle COMBS
 Dir. of Operations
 Third Season



Brad MASON
 Graduate Manager
 First Season

PRONUNCIATION GUIDE

#2 **KWAY-sahn** Williams
 #3 Matt **FRY-er-suhn**
 #11 **KAY-den** Rice
 #20 deh-MEE-tree gee-ORE-gee-ah-dis
 #23 **KAY-lun** Harris
 #35 Zane **NAHJ-dah-wee**
 HC **DOO-ger** (like sugar) **BAUGH-come**