

Texas Tech

SOFTBALL

May 28 - June 5 | Oklahoma City, Oklahoma | Devon Park

WOMEN'S COLLEGE WORLD SERIES

2026 SCHEDULE/RESULTS

Overall: 57-7 | BIG 12: 21-3
H: 20-2 | A: 24-3 | N: 16-2

FEBRUARY // 20-1

Date	Opponent (TV)	Time (CT)/Result
5	at McNeese State ¹	W, 13-3 (5)
6	North Texas ¹	W, 10-2 (5)
6	ULM ¹	W, 13-1 (5)
7	at No. 11 Texas A&M ²	W, 3-2
7	Providence ²	W, 13-1 (5)
8	Bryant ²	W, 12-0 (5)
12	No. 6/7 Florida State [#]	W, 3-2
12	Northwestern [#]	W, 5-0
13	No. 23/ RV FAU [#]	W, 8-0 (5)
14	NC State [#]	W, 14-1 (5)
14	James Madison [#]	W, 5-0
15	No. 8/11 Nebraska [#]	L, 2-3
19	Fresno State [%]	W, 12-2 (5)
20	Bethune-Cookman [%]	W, 8-0 (5)
21	Cal State Fullerton [%]	W, 6-3
21	San Diego State [%]	W, 5-0
22	UC Riverside [%]	W, 16-0 (5)
26	ACU [@]	W, 24-0 (5)
27	North Texas [@]	W, 10-2 (5)
28	Texas A&M - CC [@]	W, 18-0 (5)
28	Detroit Mercy [@]	W, 9-0 (5)

MARCH // 15-1

Date	Opponent	Time (CT)/Result
1	Texas A&M - CC [@]	W, 24-1 (5)
1	North Texas [@]	W, 7-2
6	at Houston*	W, 10-0 (5)
7	at Houston*	W, 11-1 (5)
7	at Houston*	W, 12-6
13	No. 12/13 Arizona*	L, 0-9 (5)
14	No. 12/13 Arizona*	W, 14-6 (6)
14	No. 12/13 Arizona*	W, 8-0 (5)
20	at No. 25 UCF*	W, 4-3
21	at No. 25 UCF*	W, 9-0 (6)
22	at No. 25 UCF*	W, 7-2
24	at Tarleton St.	W, 12-0
27	Iowa State*	W, 9-1 (5)
28	Iowa State*	W, 10-2 (5)
29	Iowa State*	W, 17-6 (5)
31	at ACU	W, 9-1 (5)

APRIL // 14-2

Date	Opponent	Time (CT)/Result
2	BYU*	W, 11-1 (6)
3	BYU*	W, 10-1 (5)
4	BYU*	W, 12-4 (5)
10	at Utah*	W, 10-2
11	at Utah*	L, 0-4
12	at Utah*	W, 7-1
13	at Utah State	W, 17-7 (6)
14	at UTSA	W, 10-0 (5)
15	at Texas State	L, 0-3
22	at UTEP	W, 16-0 (5)
22	at UTEP	W, 11-1 (5)
24	at No. 24/RV Arizona St.*	W, 6-0
25	at No. 24/RV Arizona St.*	W, 7-5
26	at No. 24/RV Arizona St.*	W, 7-1
28	Tarleton St.	W, 12-2 (5)
30	Baylor*	W, 5-0

MAY // 8-3

Date	Opponent	Time (CT)/Result
1	Baylor*	L, 7-8
2	Baylor*	W, 8-0 (5)
7	Baylor	W, 7-0
8	Kansas	W, 14-0 (5)
9	Arizona State	L, 0-4
15	Marist	W, 10-3
16	Ole Miss	W, 10-9 (8)
17	Ole Miss	W, 14-2 (5)
22	at No. 6 Florida	W, 10-8
23	at No. 6 Florida	L, 10-2
24	at No. 6 Florida	W, 16-5 (5)
28- June 5	Women's College World Series	TBD

1 - McNeese Tournament - Lake Charles, Louisiana
2 - Texas A&M Tournament - College Station, Texas
- Shriners Clearwater Invite - Clearwater, Florida
% - Mary Nutter Classic - Palm Springs, California
@ - Jeannine McHaney Classic - Lubbock, Texas

No. 11



Head Coach: Gerry Glasco
Associate: Tara Archibald
Assistants: Hunter Veach, Kayla Kowalik

	2026 Outlook: 57-7, 21-3 Big 12		
Batting Average:	.384	ERA:	2.12
Homeruns:	136	Strikeouts:	457
RBI:	559	Walks:	103
Stolen Bases:	131-152	Fielding %:	.973

Series History (all-time):

3-3 vs. Mississippi State
Last meeting was 5-18-25

0-3 vs. Tennessee
Last meeting was 2-10-12

13-65 vs. Texas
Last meeting was 6-6-25

Gainesville Super Regional Recap:

The Red Raiders bats were rolling in Gainesville. Tech hit eight home runs and put up a combined 26 runs in their two wins including 16 in the game three win over No. 6 Florida to advance to the WCWS.

Tech's two stars in the circle got hit around a bit in Florida, but made big pitches when they needed.

Mia Williams, faced with enormous adversity, rose above the noise to had an incredible weekend capped off with two big home runs against her former team.

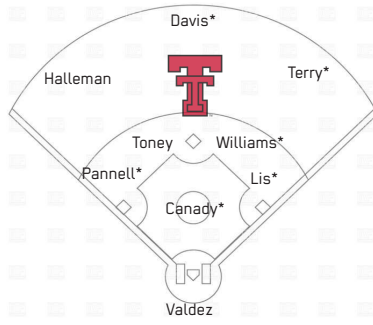


Tech in the WCWS:

2nd Appearance
4-2 overall

Gerry Glasco is 14-3 in the tournament with Texas Tech and 66-34 overall.

in 2025 WCWS
v. Ole Miss, W, 1-0
v. UCLA, W, 3-1
v. Oklahoma, W, 3-2
v. Texas, L, 1-2 (Champ Series)




Most Starts
* = All-Big 12 Selection

PREVIOUSLY IN TEXAS TECH SOFTBALL

The Highlights:

- Mihyia Davis is one of the most valuable players in the country and has been that way her whole career. Among active players she ranks first in hits (345), at-bats (851) and stolen bases (139). She also ranks third in runs (242) and third in games played (252). She is one of three active players with 300 hits.
- NiJaree Canady continues to make history. The reigning National Pitcher of the Year eclipsed 1,100 career strikeouts and 100 wins to clinch her fourth straight appearance in the WCWS. Canady is just one of two active players with 1,000 career K's and the only active player with 1,100 K's and 100 wins. Her 100th win was the biggest of the season for the Red Raiders so far, taking down No. 6 Florida.
- Kaitlyn "KT" Terry has been arguably the team's best player so far this season. She leads the team with a .457 batting average, which is also sixth best in the country, and also has a 1.68 ERA and a 24-1 record. Terry also set the school record with a 24-game hit streak and had a 36-game on base streak up until last weekend.
- As a team, the Red Raiders have more than 100 NCAA Tournament games, 300 at-bats and 180 innings pitched. Canady has 163.0 postseason innings pitched and has an ERA of 1.63. Davis leads on offense with a .452 batting average thanks to 38 hits. The postseason experienced group will look to make a run.
- Lauren Allred and Jackie Lis have been two of Tech's hottest hitters down the stretch. Allred is batting .500 so far this postseason and was the hero in Tech's historic comeback against Ole Miss. Lis is slugging .850 with a team-high 12 RBI as she makes her first appearance at the WCWS in her historic four-year career.



IN THE RANKINGS
(ENTERING THE WEEK)

TEAM:

Stat	Value	NCAA	Big 12
Batting average	.384	2	1
Doubles	115	3	1
ERA	2.12	6	1
Hits	628	2	1
Home runs	136	3	1
On-base percentage	.483	3	1
RBI	559	3	1
Scoring	9.55	3	1
Shutouts	19	3	1
Slugging %	.722	3	1
Strikeout-to-walk	4.44	3	1
Strikeouts per 7	8.52	5	1
Total runs	611	3	1
Sacrifice flies	32	2	1
Total SB's	132	5	1
WHIP	0.96	3	1
Walks (drawn)	295	4	1

INDIVIDUAL:

Stat	Value	NCAA	Big 12
Batting average - K. Terry	.457	16	1
Doubles - M. Williams	22	4	2
ERA - N. Canady	1.79	16	2
ERA - K. Terry	1.68	13	1
Hits - M. Davis	91	6	1
Hits per 7 - N. Canady	4.01	7	1
Home runs - M. Williams	24	9	1
On-base % - K. Terry	.550	19	1
On-base % - J. Lis	.550	20	2
RBI - M. Williams	82	7	1
Runs - M. Davis	81	7	2
Runs - M. Williams	86	4	1
Shutouts - K. Terry	7	7	2
Slugging % - J. Lis	.936	14	1
Slugging % - M. Williams	.927	16	2
SB's - M. Davis	37	6	1
Strikeouts - N. Canady	226	12	2
Strikeouts/7 - N. Canady	9.8	8	2
Total bases - M. Williams	177	5	1
Wins - N. Canady	25	7	2
WHIP - N. Canady	.87	7	1
WHIP - K. Terry	.89	8	2

2026 RED RAIDER RANKING SUMMARY

DATE	Record	NFCA	USA	D1	SA	RPI
Preseason	--	2	t1	2	1	--
2/10	6-0	1	1	1	1	--
2/17	11-1	2	2	3	2	--
2/24	16-1	2	2	3	2	--
3/3	22-1	2	2	3	2	--
3/10	25-1	2	2	3	3	13
3/17	27-2	3	3	3	3	10
3/24	31-2	2	2	2	2	8
3/31	35-2	2	2	2	2	7
4/7	38-2	1	1	1	2	11
4/14	41-3	2	3	3	4	10
4/21	42-4	2	5	3	4	12
4/28	47-4	2	4	3	4	10
5/5	50-5	3	4	4	3	12

ADDITIONAL HEADLINES

BIG 12 AWARDS:

The Red Raiders had 7 All-Big 12 selections, which was tied with Arizona for the most. Gerry Glasco was named Coach of the Year for the second straight season and NiJaree Canady was named Co-Pitcher of the Year, the second straight season she's won a share of the award. Canady was joined by Kaitlyn Terry, Mia Williams and Jackie Lis on the First Team while Taylor Pannell, Jasmyn Burns and Mihyia Davis were named to the Second Team. Canady and Pannell were also named to the All-Defense Team.

NAME A BETTER DUO:

The duo of NiJaree Canady and Kaitlyn Terry has been second to none this season.

Terry is batting .457 this season with a sub-2.00 ERA and a 24-1 record in the circle. Terry's power is coming into play as well as she has launched 10 homers this season.

After resting during the summer and most of the fall, Canady has looked back to form. The senior's velocity is ramping up as we have seen an uptick in strikeout numbers over her last couple of outings. Canady eclipsed 1,100 career strikeouts and currently sits with a 1.79 ERA and a 25-6 record on the season.

Both players were also named to the USA Softball Top 10 Collegiate Player of the Year Watchlist.

BACK TO HER OLD WAYS:

Mihyia Davis has been running and gunning and is now second in the country in stolen bases with 37. The senior won the NFCA Golden Spikes award her freshman season and has had 20+ stolen bases each of her last four years. She finished with 28 last year, good for third most in program history for a single season and her 37 so far this year is a new program record. She is just the third Red Raider to ever record 30+ stolen bases in a single season.

DOUBLES, HOMERS AND RBI - OH MY:

Mia Williams currently leads the team in doubles (22), RBI (77) and homers (24) and she has 177 total bases on the season. Williams is having a career year a set new program records in runs, RBI and home runs while tying the record for doubles and sac flys. Williams is also the first Red Raider to ever record 20 stolen bases and 20 home runs in the same season.

THE FORGOTTEN ARM:

Lefty Samantha Lincoln has been very good for the Red Raiders this season. The Sophomore is a perfect 7-0 on the season with 66 strikeouts to 18 walks in over 70 innings of work. She will look to continue to be a big role in this pitching staff with postseason play arriving.

HOW GOOD IS KT:

The junior from Glendale, Arizona has been far better than advertised. She has hit at an unreal rate and been the team's MVP up to this point in the season. Her Wins Above Replacement (or WAR) is second most in the country as she has proven to be one of the most valuable players across all teams.

RUN-RULE WINS & SHUTOUTS:

The Red Raiders are already up to 38 run-rule victories this season. The program record was 20 and they had 14 all of last season.

A new program record for shutouts in a season was set last year as Tech had 26 shutout victories. They have 19 this season.

POWER:

Gerry Glasco loves the long ball and made that a point of emphasis when putting together the 2026 roster. Well he did a good job as Tech has hit 128 home runs and rank No. 3 in the country and No. 1 in the Big 12. Tech hit just 60 all of last season and have already broken the program record of 74 set back in 2023.

NEW DIGS:

The Texas Tech softball stadium got renamed to Tracy Sellers Field this weekend and got a face lift this offseason that includes new shading, new speakers, updated outfield wall padding and new lights. The project helps enhance the fan experience greatly and make the ball park look bigger and better.

PRO IN THE DUGOUT:

Gerry Glasco has experience coaching in the pro leagues, but assistant coach Kayla Kowalik is the pro on the team. An All-American at Kentucky, Kowalik has been stellar in the new AUSL for the Blaze. She was the 2025 AUSL All-Star Cup Champion and hit an otherworldly .452 in 9 games of the All-Star Cup.

Canady recieved the first AUSL Golden Ticket of the 2026 season and was taken No. 2 overall by the Texas Volts on May 4 in the 2026 AUSL Draft.

BREAKING RECORDS:

The Red Raiders have broken almost every offensive record in the book including batting average, home runs, RBI, doubles, stolen bases, slugging percentage and walks. Tech's pitching staff has also thrown five no-hitters this year, a school record, thanks to one of the best one-two pitching combos in the country.

ALLRED IN ACTION:

Lauren Allred has reached legendary status in Lubbock, Texas. Allred hit the sac fly against OU last year to push Tech to the championship series and after her game-tying grand slam against Ole Miss she has etched her name in Lubbock lore.

QUIROGA'S RETURN:

Lagi Quiroga was one of Tech's best hitters before stepping away from competition. The junior is back in the dugout and had a triumphant return hitting a ball over the scoreboard in Gainesville as she looked to have not missed a step. Her leadership and energy has been a huge part of Tech's success this season and showed up big in Gainesville.

A LEAGUE OF HER OWN - NIJAREE CANADY

The NiJa Effect

Entering the 2025 season, Texas Tech softball had been to six regionals and never advanced beyond that. It was a program that seemed to be in a constant state of rebuild with a few good seasons here and there but never much consistency.

Then comes NiJaree Canady. The two-time NFCA National Pitcher of the Year and 2025 Big 12 Pitcher of the Year completely flipped the trajectory of the program in just one season. Yes, she had help and has a great coaching staff around her, but the influence on the sport of softball that she's had in Lubbock and around the country is unmatched.

On road trips, Canady would be asked for autographs by opposing team fans, kids on spring break who traveled to that game to watch her play and people - young and old - sporting her jersey. Before 2025, Texas Tech softball had a few loyal fans, but not anything crazy. Now, she can't walk five feet without someone asking for a picture or autograph and she handles it all with grace, composure and is humble as can be.

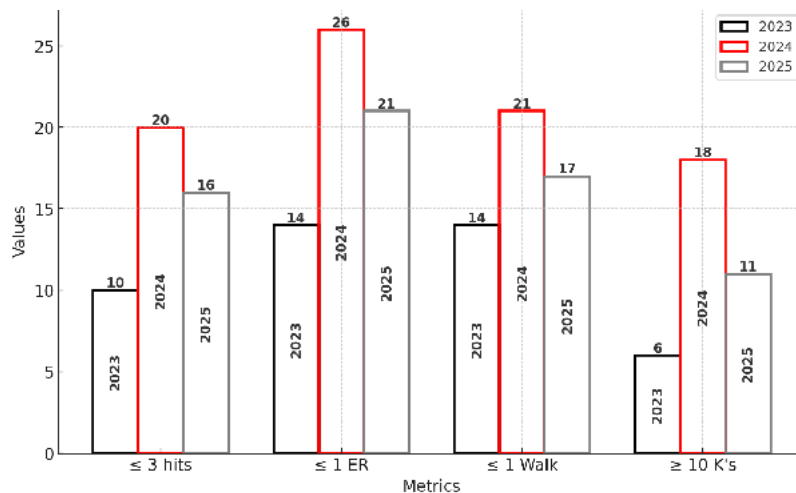
Canady is the perfect superstar. Talented, hard-working, high character and excellent in the classroom. Her impact will be felt by the softball program, Texas Tech Athletics and Lubbock for years to come.

She has been honored with virtually every individual honor one could receive and this season her goal hasn't changed - win a National Championship.



THE AWARDS (AND COUNTING)

- TUCCI/NFCA Freshman of the Year
- D1Softball Freshman of the Year
- Softball America NCAA Freshman of the Year
- D1Softball Freshman All-American
- USA Softball Collegiate Player of the Year Top-25 Finalist
- Women's College World Series All-Tournament Team
- All-Pac-12 First Team
- Pac-12 All-Freshman Team
- Pac-12 All-Tournament Team
- Three-time D1 Softball Freshman of the Week (Mach 2, March 7, May 2)
- Three-time Pac-12 Pitcher of the Week (Feb. 20, March 6, May 1)
- Three-time Pac-12 Freshman of the Week (Feb. 20, April 24, May 1)
- Led the nation in ERA (0.57) and strikeouts per seven innings (11.3).
- USA Softball Collegiate Player of the Year
- NFCA First Team All-American
- NFCA First Team Academic All-American
- Two-time NFCA National Pitcher of the Week
- NFCA All-Region First Team
- Pac-12 Pitcher of the Year
- First Team All-Pac-12
- Pac-12 All-Defensive Team
- Women's College World Series All-Tournament Team
- Pac-12 All-Tournament Team
- Five-time Pac-12 Pitcher of the Week
- Pac-12 Academic Honor Roll
- Finished the regular season atop the NCAA in ERA for the second-straight season at 0.65.
- 5th player in NCAA history to lead the country in ERA back-to-back seasons.
- No. 1 ranked player by Softball America and D1Softball.
- Softball America and D1Softball Preseason First Team All-American.
- D1Softball's No. 1 Pitcher.
- USA Softball Collegiate Player of the Year Watchlist.
- All-Big 12 Preseason Team
- No. 1 two-way player via Softball America (March)
- 2x Big 12 Pitcher of the week (Mar. 18, Apr. 8)
- D1Softball National Pitcher of the Week (Apr. 1)
- No. 1 Pitcher via Softball America (April & May)
- USA Softball Collegiate POTY Watchlist - Top 25
- 2025 Big 12 Pitcher of the Year (unanimous)
- First Team All-Big 12 (unanimous)
- All-Big 12 Tournament Team
- All-Big 12 Tournament Most Outstanding Player
- USA Softball Collegiate POTY Watchlist - Top 5
- USA Softball Collegiate POTY Watchlist - Top 3
- D1Softball Pitcher of the Year
- D1Softball First Team All-American
- 2025 Honda Sports Award for Softball Winner
- 2025 Honda Sport Award top 3 finalist
- CSC Academic All-America Team Member of the Year.
- 2025 NCAA Leader for victories with 34
- Big 12 Female Athlete of the Year
- Forbes 30 under 30
- Preseason No. 1 player by Softball America & D1Softball
- Preseason First Team All-American by Softball America & D1Softball
- USA Softball Collegiate POTY Top 10 Watchlist
- All-Big 12 Preseason Team (unanimous)
- All-Big 12 First Team and Defensive Team (2026)
- Big 12 Co-Pitcher of the Year (2026)
- USA Today Big 12 Pitcher of the Year (2026)



The graph above shows the number of games where NiJaree pitched at least 5.0 innings and had the following stats



GERRY GLASCO

HEAD COACH · 2nd SEASON · Illinois '80 · Crab Orchard, Illinois

Gerry Glasco was named the head coach of the Texas Tech Softball program on Thursday, June 20, 2024.

In Glasco's first season in Lubbock he led Tech to its most successful season ever. The Red Raiders finished with a 54-14 record, the most wins in a single season, while hosting their first ever Regional, advancing to the Super Regional round for the first time ever and eventually making their first Women's College World Series appearance where they finished as National Runners-Up. Glasco also led Tech to its first ever Big 12 Regular Season Title and Postseason Championship in his inaugural season.

The team broke 22 program records during the historic 2025 season and had 10 players earn All-Big 12 honors, the most in program history. Among those student-athletes was Big 12 and National Pitcher of the Year NiJaree Canady who became the first 1st Team All-American in Red Raider softball history. Glasco also earned Big 12 Coach of the Year honors after going 20-4 in conference play, also a program best.

Known for his great recruiting, Glasco has brought in the No. 1 transfer portal class in the country ahead of the 2025 season and again this past summer ahead of the 2026 season.

Glasco previously led the Louisiana softball program where he built the Ragin' Cajuns into a perennial top-25 team that boasted an impressive .773 winning percentage (300-88) during his seven-year tenure. Louisiana captured five Sun Belt Conference regular-season titles under Glasco and was selected to an NCAA Regional in all six eligible seasons (excludes COVID-shortened 2020 campaign), advancing to the Super Regional round in 2023.

Glasco, who coached the previous nine seasons prior to Louisiana in the Southeastern Conference, is considered one of the nation's top offensive coaches and recruiters. He helped lead Georgia to a pair of final four finishes at the Women's College World Series, assisted in Texas A&M's rise in the SEC culminating with a trip to Oklahoma City in 2017 and served as associate head coach at Auburn in fall 2017.

Glasco's résumé includes achievements at all levels of softball. He has coached 17 All-Americans, 29 All-SEC honorees, 37 All-Sun Belt performers, 10 All-Big 12 performers and 52 All-Region selections. As a collegiate coach, he has been a part of 12 NCAA Tournament appearances, six NCAA Super Regionals and three Women's College World Series. He also engineered three championships in the National Pro Fastpitch League, most recently in 2019 with USSSA Pride, and a national championship at the 18U level in travel ball. During his tenure at Louisiana, the Ragin' Cajuns have continued their streak of consecutive NCAA Tournament appearances and 40-win seasons, both streaks at 24 straight seasons following the 2023 season.

Glasco's most momentous occasion to date with Louisiana occurred in the 2023 season when the Ragin' Cajuns captured a berth into the NCAA Super Regional round - realizing the accomplishment for the first time in his tenure - following a Championship Sunday doubleheader sweep of rival LSU at Tiger Park in Baton Rouge.

He directed one of the program's best seasons ever in 2019 as Louisiana recorded its first 50-win season since 2012 (with only four defeats entering NCAA postseason play), swept the Sun Belt Conference's regular season and tournament championships, boasted a Top 10 national ranking for 10 consecutive weeks leading up to postseason play, turned in only the second undefeated Sun Belt mark in program and conference history, established a school-record 29-game win streak and posted a Top 10 national finish in nine statistical categories.

Glasco and his staff continued building momentum in the COVID-19 shortened 2020 season, leading the program to its first Top 10 finish in the major national polls since 2014. The Ragin' Cajuns scored ranked wins over Louisiana State, Oklahoma State, Texas and Florida (twice) in addition to two victories over Ole Miss, leading the squad to a No. 1 ranking in the lone RPI ranking of the year.

During the 2021 season, Louisiana reached 40 wins in the regular season by winning 25 of the final 29 games. Glasco steered the squad to repeat honors as Sun Belt regular season and tournament champions highlighted by an 11-1 record, regular season and tournament combined, against the league's other three NCAA Tournament participants (Texas State, Troy and South Alabama). The Ragin' Cajuns advanced to Championship Sunday of an NCAA Regional for the third time under Glasco's watch, extending the program's streak of reaching the final round of a regional to 13 consecutive appearances.

The 2022 season marked the debut of Glasco's 2021 recruiting class, which was ranked No. 1 by Extra Inning Softball and included the No. 4-rated recruit in pitcher Sam Landry and the No. 15-ranked prospect in Louisiana native Maddie Hayden. Glasco directed and mentored a lineup that featured at most two upperclassmen and as many as five freshmen, and developed them into a championship and NCAA Tournament team - despite the youthfulness, advancing to Championship Sunday of the NCAA Clemson Regional.

The Ragin' Cajuns continued to thrive under Glasco's guidance in 2022, placing a conference-high nine players on the All-Sun Belt team, recording a program-record .351 season batting average and generating the most home runs in Glasco's tenure (82).

During the 2023 season, Louisiana collected its fourth consecutive Sun Belt Conference regular season and tournament championships under Glasco's guidance, posted the program's first 50-win season since 2019 (50-16, 22-2 SBC) and advanced to the Super Regional round of the NCAA Tournament. The Ragin' Cajuns also continued impressive streaks of consecutive Sun Belt series won (now 81 straight) and consecutive NCAA Tournament appearances (now 24 straight) and attained a No. 9 RPI rating and Top 20 rankings across all major national polls.

Louisiana ended the regular season with 43 wins against a Top-10 rated strength of schedule (which finished at No. 7) facing Top 100 RPI competition in 38 out of 56 games overall and captured marquee road wins over UCF (no-hitter), LSU and Florida (three-hit shutout). Individually, Karly Heath and Mihya Davis earned NFCA All-American accolades and Davis was awarded the NFCA's Golden Shoe Award after leading the D1 softball ranks with 52 stolen bases.

The Crab Orchard, Illinois, native has raised the level of offensive production of each team he's been associated with since his collegiate coaching career began. He coached at Georgia from 2009-2014 and at Texas A&M from 2015-2017.

Glasco helped Georgia to a 282-92 mark as the team hovered near the top of the NCAA and SEC rankings in almost all offensive categories and set over 20 team offensive records during his six-year stay. The Bulldogs belted 85 home runs his first season (up from 26 the previous season) and later led the SEC in home runs during his final two seasons.

Georgia captured the program's first SEC Tournament championship (2014) and twice reached the final four of the Women's College World Series (2009, 2010) with Glasco on staff.

In three seasons at Texas A&M, Glasco restructured the offense and helped guide the Aggies' rise to the top of the SEC, culminating with a third-place finish in 2017. His clubs tallied 465 extra-base hits, including 213 home runs, and scored 6.1 runs per game. In his final two seasons, the Aggies were the SEC's home run leaders in regular season conference play.

Eight offensive records were broken under Glasco's watch at Texas A&M, highlighted by the 2016 season when the Aggies broke school records for runs scored (429); on base percentage (.437); RBI (401); total bases (852); and OPS (.988).

Glasco spent seven seasons as the assistant softball coach at Johnston City (Illinois) High School before taking his first collegiate job at Georgia. In his last season, he led the junior high team to a state title.

During his time at Johnston City High, Glasco founded the Illinois Southern Force Softball organization and served as the head coach of the Southern Force Gold from 2001-2008. The team finished in the Top 20 four times at ASA Gold Nationals and won the 2004 18U Gold National Championship. That year, Glasco and his staff were named the National Coaching Staff of the Year by the NFCA for travel softball.

Glasco and wife Vickie have three daughters who have shared their father's passion for the sport: Tara (Archibald), who is currently the associate head coach for him here at Texas Tech, Erin and the late-Geri Ann who was named Gatorade National Player of the Year her senior year of high school, SEC Freshman of the Year and played both at Georgia and Oregon.

Glasco is a 1976 graduate of Crab Orchard (Illinois) High School, where he lettered in baseball and basketball. He graduated from the University of Illinois with a bachelor's degree in agricultural economics in 1980.

THE GLASCO FILE

Hometown _____Crab Orchard, Illinois
 Alma Mater _____ Illinois '80
 Degree _____ Agriculture Economics
 Children _____ Tara, Erin, Geri Ann

COACHING EXPERIENCE

YEARS	SCHOOL/ORGANIZATION	TITLE
2025-pres.	Texas Tech	Head Coach
2018-24	Louisiana	Head Coach
2022-23	WPF Smash It Sports Vipers	Head Coach
2019	NPF USSSA Pride	Head Coach
2017	Auburn	Associate Head Coach
2017	NPF Houston Scrap Yard Dawgs	Head Coach
2015-17	Texas A&M	Associate Head Coach
2014	NPF USSSA Pride	Head Coach
2012-14	Georgia	Associate Head Coach
2009-11	Georgia	Assistant Coach/Recruiting Coordinator

OVERALL W-L RECORD

(as a head coach)
 Overall: 354-102 (54-14 at Texas Tech)
 NCAA Tournament: 26-15 (9-2 at Texas Tech)

OVERALL COLLEGIATE W-L RECORD

(as assistant and head coach)
 Overall: 708-233 (.752)
 NCAA Tournament: 61-33 (.649)

NCAA POSTSEASON APPEARANCES

Women's College World Series (4): 2009-2010, 2017, 2025
 NCAA Super Regionals (8): 2009-12, 2014, 2017, 2023, 2025
 NCAA Tournament Berths (16): 2009-19, 2021-25

COACHING HONORS

- 2025 Big 12 Coach of the Year
- 2019 and 2021 Sun Belt Conference Coach of the Year
- 2019 and 2023 Louisiana Sports Writers Association (LSWA) Coach of the Year
- Four-time Sun Belt regular season and tournament champions with Louisiana (2019, 2021-2023)
- Produced Louisiana's first Top 10 finish in major national polls since 2014 and a No. 1 ranking in NCAA RPI during COVID-19 shortened 2020 season
- Guided Louisiana to only its second undefeated conference mark in program history (25-0 in 2019)
- Top 10 nationally ranked scoring offense and earned run average in 2019 (Louisiana)
- Established school record 29-game winning streak at Louisiana (2019)
- Established school record .351 season batting average at Louisiana (2022)
- Top 25 nationally ranked pitching staff in ERA, shutouts, strikeouts-to-walk ratio in 2022 (Louisiana)
- Top 3 pitching staff total strikeouts (504) in 2022 season (Louisiana)
- Led Louisiana to a return to the NCAA Super Regional round for the first time since the 2016 season (2023)
- Directed Louisiana to a 50-win season facing the nation's the No. 7-rated strength of schedule (2023)
- Finished with a No. 9 RPI and Top 20 ranking across all major national polls in 2023 (Louisiana)
- Top 25 nationally ranked offense in stolen bases, batting average, home runs and scoring (2023)
- Led two SEC programs (Georgia and Texas A&M) to Women's College World Series
- 2017 NFCA South Region Coaching Staff of the Year (Texas A&M)
- 2014, 2017 and 2019 National Pro Fastpitch League champions
- 20-plus offensive records set at Georgia
- Eight offensive records set at Texas A&M
- Offense led SEC in home runs in 2013-14 (Georgia) and in 2016-17 (Texas A&M)
- Produced 15 All-Americans, 66 all-conference honorees (29, SEC; 37, Sun Belt) and 49 All-Region selections

2026 ROSTER

NO.	NAME	HT.	CL.	POS.	B/T	HOMETOWN (HS/PREVIOUS SCHOOL)
0	Jackie Lis	5'8	Sr.	UTL	R/R	Newburgh, Indiana/Southern Illinois
1	Mia Williams	5'10	Jr.	INF	R/R	Windermere, Florida/Florida
3	Makayla Garcia	5'8	Jr.	INF/UTL	L/R	Lubbock, Texas/Frenship HS/UT Tyler
4	Lagi Quiroga	5'8	Jr.	C/INF	R/R	Los Angeles, California/Cal
6	Taylor Pannell	5'8	Jr.	INF	R/R	Milan, Illinois/Tennessee
7	Logan Halleman	5'5	Jr.	OF	L/R	Flower Mound, Texas/Flower Mound HS
8	Desirae Spearman	5'8	Jr.	P/UTL	R/R	El Paso, Texas/New Mexico State
10	Mallie West	5'6	Fr.	LHP	L/L	Willis, Texas
11	Lauren Allred	5'9	R-Jr.	INF/OF	L/R	Texarkana, Texas/Texas HS/UL Lafayette
12	Jasmyn Burns	5'3	Jr.	C	R/R	Menifee, California/Dhio State
13	Victoria Valdez	5'4	Sr.	C	R/R	Alvin, Texas/Alvin HS/UL Lafayette
21	Alana Johnson	5'8	Sr.	OF	R/R	Summitt, Mississippi/Parklane Academy/Washington
22	Samantha Lincoln	6'0	So.	LHP	R/R	Taunton, Massachusetts/Taunton HS
24	NiJaree Canady	6'0	Sr.	P/UTL	R/R	Topeka, Kansas/Topeka HS/Stanford
26	Brianna Hinson	5'5	Fr.	INF	L/R	Upland, California
28	Angelyna Conde	5'5	Fr.	INF	R/R	La Mirada, California
32	Hailey Toney	5'7	So.	INF	L/R	Magnolia, Texas/Magnolia West HS
35	Nikolette Schmidt	5'7	Sr.	C	R/R	Smithville, Texas/Houston
42	Mihyia Davis	5'5	Sr.	OF	L/R	Lovelady, Texas/Lovelady HS/UL Lafayette
44	Allyson Dobbs	5'10	Fr.	C	R/R	Granbury, Texas
55	Kaitlyn Terry	5'6	Jr.	P/UTL	L/L	Glendale, Arizona/UCLA
75	Chloe Riassetto	5'6	Sr.	LHP	L/L	Friendswood, Texas/Friendswood HS/UL Lafayette
77	Timber Hensley	5'6	Fr.	P/UTL	R/R	Durant, Oklahoma

COACHING STAFF

Head Coach: Gerry Glasco (2nd season)
Associate Head Coach: Tara Archibald (2nd Season)
Assistant Coach: Hunter Veach (2nd Season)
Assistant Coach: Kayla Kowalik (2nd Season)
Director of Operations: Tari Moorman (1st Season)
Managers: Owen Cox & Charlie Tomlinson

PRONUNCIATION GUIDE

Lagi Quiroga _____ Long-e Key-Rogue-ah
 Logan Halleman _____ Hall-e-Men
 Desirae Spearman _____ Dez-array
 NiJaree Canady _____ Nigh-Juh-ree | CAN-a-dee
 Hailey Toney _____ Tone-e
 Mihyia Davis _____ My-Yuh
 Chloe Riassetto _____ Ree-ah-set-oh
 Taylor Pannell _____ PAN-ell

BY STATE

ARIZONA (1)
 Kaitlyn Terry _____ Glendale

CALIFORNIA (4)
 Lagi Quiroga _____ Los Angeles
 Jasmyn Burns _____ Menifee
 Brianna Hinson _____ Upland
 Angelyna Conde _____ La Mirada

DELAWARE (1)
 Cimone Edge _____ Clayton

FLORIDA (1)
 Mia Williams _____ Windermere

ILLINOIS (1)
 Taylor Pannell _____ Milan

INDIANA (1)
 Jackie Lis _____ Newburgh

KANSAS (1)
 NiJaree Canady _____ Topeka

MASSACHUSETTS (1)
 Samantha Lincoln _____ Taunton

MISSISSIPPI (1)
 Alana Johnson _____ Summitt

OKLAHOMA (1)
 Timber Hensley _____ Durant

TEXAS (12)
 Makayla Garcia _____ Lubbock
 Logan Halleman _____ Flower Mound
 Desirae Spearman _____ El Paso
 Mallie West _____ Willis
 Lauren Allred _____ Texarkana
 Victoria Valdez _____ Alvin
 Mia Richards _____ Brock
 Hailey Toney _____ Magnolia
 Nikolette Schmidt _____ Smithville
 Mihyia Davis _____ Lovelady
 Allyson Dobbs _____ Granbury
 Chloe Riassetto _____ Friendswood

BY CLASS

SENIORS (7)
 #0 Jackie Lis _____ UTL
 #13 Victoria Valdez _____ C
 #21 Alana Johnson _____ OF
 #24 NiJaree Canady _____ P
 #35 Nikolette Schmidt _____ C
 #42 Mihyia Davis _____ OF
 #75 Chloe Riassetto _____ P

JUNIORS (9)
 #1 Mia Williams _____ INF
 #3 Makayla Garcia _____ INF/UTL
 #4 Lagi Quiroga _____ C/INF
 #6 Taylor Pannell _____ INF
 #7 Logan Halleman _____ OF
 #8 Desirae Spearman _____ P/UTL
 #11 Lauren Allred _____ INF/OF
 #12 Jasmyn Burns _____ C
 #55 Kaitlyn Terry _____ P/UTL

SOPHOMORES (2)
 #22 Samantha Lincoln _____ P
 #32 Hailey Toney _____ INF

FRESHMEN (7)
 #2 Cimone Edge _____ INF
 #10 Mallie West _____ P
 #20 Mia Richards _____ C/UTL
 #26 Brianna Hinson _____ INF
 #28 Angelyna Conde _____ INF
 #44 Allyson Dobbs _____ C
 #77 Timber Hensley _____ P/UTL

BIG 12 STANDINGS

2026 BIG 12 STANDINGS

TEAM	BIG 12	OVERALL	PCT.
Texas Tech	21-3	57-7	.891
Oklahoma State	16-8	41-17	.707
Arizona	16-8	37-18	.673
UCF	14-9-1	41-19-1	.680
Kansas	14-10	36-21	.632
Arizona State	11-13	45-18	.714
Utah	10-13-1	35-20-1	.634
Baylor	10-14	30-28	.517
Iowa State	9-15	32-23	.582
BYU	7-17	18-33	.353
Houston	3-21	20-31	.392

2026 BIG 12 PRESEASON POLL

TEAM	POINTS
Texas Tech	100 (10)
Oklahoma State	87 (1)
Arizona	77
Arizona State	77
UCF	63
BYU	55
Iowa State	44
Baylor	42
Kansas	28
Utah	21
Houston	11

BIG 12 WEEKLY AWARDS

PITCHER OF THE WEEK

NiJaree Canady - 3/3
 NiJaree Canady - 3/10
 NiJaree Canady - 4/8
 NiJaree Canady - 5/5

PLAYER OF THE WEEK

Mia Williams - 2/10
 Kaitlyn Terry - 3/3
 Kaitlyn Terry - 3/17
 Jackie Lis - 3/31
 Jasmyn Burns - 5/5

NATIONAL WEEKLY AWARDS

PITCHER OF THE WEEK

PLAYER OF THE WEEK

Mia Williams - 2/10 - Softball America

PITCHERS

#10 MALLIE WEST FRESHMAN | LHP | WILLIS, TEXAS

YEAR	ERA	W-L	APP-GS	CG	SHO	SV	IP	H	R	ER	BB	SO	HR	B/AVG
2026	-	-	-	-	-	-	-	-	-	-	-	-	-	-
Total	-	-	-	-	-	-	-	-	-	-	-	-	-	-

- Played at New Waverly High School; named District Pitcher of the Year as a freshman and district MVP as a sophomore.
- Missed her junior and senior seasons due to injury.
- Named to the PGF All-American Team in 2023 after posting a 2.26 ERA with 65 strikeouts in 60.2 innings over 20 games in travel ball.

2026 GAME-BY-GAME

GAME	IP	H	R	ER	BB	SO	NP
------	----	---	---	----	----	----	----

#75 CHLOE RIASSETTO SENIOR | LHP | FRIENDSWOOD, TEXAS

YEAR	ERA	W-L	APP-GS	CG	SHO	SV	IP	H	R	ER	BB	SO	HR	B/AVG
2023	3.61	2-1	22-1	0	0-2	3	33.0	39	20	17	12	24	2	.285
2024	2.56	15-4	39-24	5	1-2	8	134.0	134	63	49	27	54	14	.264
2025	2.48	8-3	35-15	4	3-11	3	98.2	105	43	35	21	39	10	.273
2026	4.94	0-0	7-0	0	0-2	0	5.2	9	5	4	1	2	3	.333
Total	2.72	25-8	103-40	9	4-17	14	270.1	287	131	105	61	119	29	.272

- Continued her success as a junior, making 35 appearances with 15 starts and posting an 8-3 record with a 2.48 ERA across 98.2 innings while allowing just 21 walks.
- Led the team with three saves and recorded complete-game shutouts against Texas State and Baylor along with key wins over Oklahoma State and Brown.

2026 GAME-BY-GAME

GAME	IP	H	R	ER	BB	SO	NP
2/7 Providence	2.0	4	1	1	0	1	28
2/12 Northwestern	0.1	0	0	0	0	0	2
2/21 SDSU	1.0	1	0	0	0	0	14
3/1 North Texas	1.0	0	0	0	0	0	10
3/7 Houston	1.0	1	0	0	0	1	21
5/1 Baylor	0.0	1	2	1	0	0	4

#22 SAMANTHA LINCOLN SOPHOMORE | LHP | TAUNTON, MA.

YEAR	ERA	W-L	APP-GS	CG	SHO	SV	IP	H	R	ER	BB	SO	HR	B/AVG
2025	3.50	8-3	27-11	2	1-8	2	72.0	65	42	36	21	56	8	.236
2026	3.43	7-0	24-12	4	1-5	1	71.1	65	38	35	18	66	9	.238
Total	3.47	15-3	51-23	6	2-13	3	143.1	130	80	71	39	122	17	.237

- Threw the fifth perfect game in program history against UMass.
- Appeared in 27 games with 11 starts, posting an 8-3 record, 3.50 ERA, two saves, and 56 strikeouts across 72.0 innings in her collegiate debut.
- Delivered three no-hit innings against Texas in the WCWS Championship Series.

2026 GAME-BY-GAME

GAME	IP	H	R	ER	BB	SO	NP
2/6 North Texas	5.0	3	2	2	0	7	66
2/8 Bryant	5.0	2	0	0	0	4	58
2/12 Northwestern	1.2	1	0	0	1	1	34
2/14 JMU	5.0	4	0	0	0	2	69
2/15 Nebraska	1.1	1	0	0	0	2	23
2/20 Bethune Cook.	4.0	2	0	0	0	5	45
3/1 Texas A&M CC	2.0	2	1	1	1	2	26
3/7 Houston	3.0	2	4	4	3	2	55
3/13 Arizona	1.0	0	0	0	0	1	15
3/14 Arizona	2.1	2	0	0	1	1	33
3/22 UCF	7.0	5	2	0	0	7	104
3/24 Tarleton State	2.0	1	0	0	0	0	22
3/29 Iowa State	5.0	5	6	6	1	5	75
4/4 BYU	2.2	3	3	3	2	3	57
4/10 Utah	1.1	0	0	0	0	2	19
4/13 Utah State	4.1	6	5	5	3	6	80
4/22 UTEP	2.0	1	1	0	0	3	41
4/26 Arizona St	2.0	1	0	0	0	2	30
4/28 Tarleton St	1.0	0	0	0	0	1	15
5/1 Baylor	4.0	5	3	3	1	2	57
5/7 Baylor	0.1	0	0	0	0	0	2
5/15 Marist	3.0	3	2	2	1	4	56
5/16 Ole Miss	3.0	7	4	4	1	3	71
5/23 Florida	3.1	9	5	5	3	1	82

#24 NIJAREE CANADY

SENIOR | RHP/UTL | TOPEKA, KS.

SEASON-HIGH HITTING STREAK- 2

SEASON-HIGH ON-BASE STREAK- 5

SEASON-HIGH STRIKEOUTS- 13

CAREER-HIGH STRIKEOUTS- 18, x2 (v. Georgia 3/3/24)

YEAR	ERA	W-L	APP-GS	CG	SHO	SV	IP	H	R	ER	BB	SO	HR	B/AVG
2023	0.57	17-3	33-24	10	8-5	4	135	64	13	11	21	218	1	.137
2024	0.73	24-7	41-29	24	9-5	5	230.2	116	37	24	44	337	8	.147
2025	1.11	34-7	46-39	23	7-9	2	240.0	133	50	38	46	319	13	.161
2026	1.78	25-6	39-27	12	6-6	2	161.0	92	53	41	47	226	18	.161
Total	1.05	100-23159-119	69	40-25	13	757.2	405	153	114	158	1100	40	.152	

YEAR	AVG	GP-GS	AB	R	H	2B	3B	HR	RBI	TB	SLG	BB	HBP	SO	GDP	OB%	SF	SH	SB-ATT	PO	A	E	FLD%
2023	.111	35-24	9	0	1	1	0	0	1	2	.222	1	0	3	0	.200	0	0	0-0	6	10	2	.889
2024	.154	41-29	26	2	4	0	0	2	3	10	.385	2	2	12	0	.267	0	0	0-0	10	37	2	.959
2025	.278	61-56	108	14	30	6	0	11	34	69	.639	16	10	22	2	.415	1	0	0-0	38	36	0	1.000
2026	.225	32-23	40	2	9	5	0	1	13	17	.425	6	2	10	2	.347	1	0	0-0	20	16	0	1.000
Total	.240	156-123	183	18	44	12	0	14	51	98	.536	25	14	49	5	.371	2	0	0-0	74	99	4	.977

2026 GAME-BY-GAME (PITCHING)

GAME	IP	H	R	ER	BB	SO	NP
2/5 McNeese	4.0	3	1	1	4	3	78
2/7 Texas A&M	7.0	4	2	2	0	5	77
2/12 Florida State	0.2	0	0	0	0	0	9
2/12 Northwestern	5.0	2	0	0	1	8	80
2/23 FAU	5.0	2	0	0	0	7	69
2/15 Nebraska	4.2	5	3	3	1	5	79
2/19 Fresno State	5.0	3	2	2	3	7	78
2/21 Cal St. Fullerton	2.0	0	0	0	0	3	32
2/21 SDSU	6.0	1	0	0	1	11	95
2/26 ACU	5.0	1	0	0	1	9	72
2/28 TAMU-CC*	5.0	0	0	0	3	13	82
3/6 Houston*	5.0	0	0	0	1	6	68
3/7 Houston	2.1	1	1	0	2	4	58
3/13 Arizona	4.0	6	9	4	2	8	86
3/14 Arizona	5.0	2	0	0	0	2	71
3/20 UCF	7.0	6	3	3	0	8	104
3/24 Tarleton	5.0	1	0	0	1	9	81
3/27 Iowa State	5.0	2	1	1	2	8	76
3/31 ACU	1.0	0	0	0	0	3	17
4/2 BYU	6.0	2	1	0	0	11	72
4/4 BYU	2.1	1	1	1	1	3	31
4/10 Utah	5.2	4	2	2	2	7	99
4/12 Utah	6.0	3	1	1	4	11	115
4/15 Texas State	6.0	5	3	2	3	5	102
4/22 UTEP	2.0	1	0	0	0	3	32
4/22 UTEP	3.0	0	0	0	1	7	46
4/25 Arizona St	7.0	3	3	3	2	9	116
4/26 Arizona St	5.0	3	1	0	4	4	85
5/1 Baylor	3.0	6	3	0	0	6	73
5/2 Baylor*	5.0	0	0	0	0	9	62
5/2 Baylor	5.0	0	0	0	0	9	62
5/7 Baylor	5.0	1	0	0	2	6	81
5/9 Arizona St	6.1	5	1	1	2	9	111
5/16 Ole Miss	5.0	7	5	5	0	4	85
5/17 Ole Miss	1.0	1	0	0	1	2	21
5/22 Florida	2.0	3	3	3	0	3	42
5/23 Florida	3.2	5	5	5	1	5	57
5/24 Florida	3.0	3	2	2	2	3	59

2026 GAME-BY-GAME (HITTING)

GAME	AB	R	H	RBI	BB	2B	HR	HBP
2/5 McNeese	2	0	0	0	0	0	0	0
2/6 North Texas	2	1	1	4	0	0	1	0
2/7 Texas A&M	1	0	0	0	0	0	0	0
2/7 Providence	1	0	0	2	0	0	0	1
2/12 Florida State	1	0	0	0	1	0	0	0
2/13 FAU	1	0	0	0	0	0	0	0
2/14 JMU	2	0	0	0	0	0	0	0
2/19 Fresno State	0	0	0	0	1	0	0	0
2/21 SDSU	2	0	1	0	0	0	0	0
2/22 UC Riverside	3	0	1	1	0	1	0	0
3/1 TAMU-CC	2	1	2	1	0	1	0	0
3/20 UCF	1	0	0	0	0	0	0	0
3/22 UCF	1	0	0	0	0	0	0	0
3/31 ACU	1	0	0	0	0	0	0	0
4/10 Utah	3	0	2	1	0	2	0	0
4/11 Utah	1	0	0	0	1	0	0	0
4/12 Utah	0	0	0	0	0	0	0	1
4/13 Utah State	2	0	0	0	1	0	0	0
4/14 UTSA	3	0	1	0	0	0	0	0
4/15 Texas State	0	0	0	0	0	0	0	0
4/22 UTEP	1	1	0	1	0	0	0	0
4/24 Arizona St	1	0	0	0	1	0	0	0
4/28 Tarleton St	1	0	0	0	0	0	0	0
4/30 Baylor	0	1	0	0	0	0	0	0
5/2 Baylor	1	0	0	0	0	0	0	0
5/8 Kansas	1	0	0	0	0	0	0	0
5/17 Ole Miss	1	0	1	2	0	1	0	0
5/24 Florida	2	0	0	1	1	0	0	0

*= No Hitter

YEAR	ERA	W-L	APP-GS	CG	SHO	SV	IP	H	R	ER	BB	SO	HR	B/AVG
2024	2.38	21-3	40-28	16	8	1	182.0	158	73	62	67	161	20	.232
2025	2.64	20-5	33-22	11	4	2	148.1	122	61	56	34	172	16	.222
2026	1.68	24-1	34-25	13	6-4	0	133.1	86	47	32	33	158	17	.179
Total	2.26	65-9	107-75	40	18-8	3	463.2	366	181	150	134	491	53	.214

YEAR	AVG	GP-GS	AB	R	H	2B	3B	HR	RBI	TB	SLG	BB	HBP	SO	GDP	OB%	SF	SH	SB-ATT	PO	A	E	FLD%
2024	--	41-29	3	0	0	0	0	0	0	0	.000	0	0	2	0	0	0	0	0-0	7	17	0	1.000
2025	.257	64-57	136	30	35	7	1	2	24	50	.368	17	5	26	0	.361	0	2	9-9	22	32	1	.982
2026	.457	63-63	175	70	80	15	3	10	55	131	.749	37	3	13	0	.550	3	0	12-17	46	27	2	.973
Total	.366	168-149	314	100	115	22	4	12	79	181	.576	54	8	41	0	.467	3	2	21-26	75	76	3	.981

2026 GAME-BY-GAME (PITCHING)

GAME	IP	H	R	ER	BB	SO	NP
2/5 McNeese	0.1	0	0	0	0	0	5
2/6 ULM	5.0	2	1	1	2	7	52
2/7 Providence	3.0	1	0	0	1	9	46
2/12 Florida State	6.0	4	2	1	0	6	98
2/14 NC State	5.0	2	1	1	1	8	81
2/14 JMU	2.0	1	0	0	0	5	33
2/21 Cal St. Fullerton	5.0	8	3	3	2	6	96
2/22 UC Riverside*	5.0	0	0	0	2	6	71
2/27 North Texas	5.0	4	2	1	0	3	75
2/28 Detroit Mercy*	5.0	0	0	0	2	5	65
3/1 North Texas	6.0	7	2	2	2	5	96
3/6 Houston	5.0	3	1	0	0	7	72
3/7 Houston	0.2	1	1	1	1	1	19
3/14 Arizona	3.2	6	6	6	0	4	64
3/21 UCF	6.0	4	0	0	0	5	99
3/28 Iowa State	5.0	4	2	2	3	2	84
3/31 ACU	4.0	3	1	1	0	8	53
4/3 BYU	5.0	2	1	0	1	4	70
4/11 Utah	6.0	4	4	0	1	3	74
4/12 Utah	1.0	0	0	0	0	1	10
4/13 Utah State	1.1	0	0	0	0	2	18
4/14 UTSA	5.0	1	0	0	2	8	81
4/22 UTEP	3.0	0	0	0	0	7	31
4/24 Arizona St	7.0	2	0	0	1	7	90
4/25 Arizona St	0.0	2	2	2	0	0	13
4/28 Tarleton St	4.0	2	2	1	3	5	75
4/30 Baylor	7.0	1	0	0	1	9	102
5/8 Kansas	5.0	2	0	0	1	9	79
5/9 Arizona St	0.2	4	3	0	0	1	19
5/15 Marist	4.0	2	1	1	2	5	75
5/17 Ole Miss	4.0	2	2	2	1	3	63
5/22 Florida	5.0	6	5	2	3	4	90
5/24 Florida	2.0	6	5	5	1	2	52

* = No Hitter

2026 GAME-BY-GAME (HITTING)

GAME	AB	R	H	RBI	BB	2B	HR	HBP
2/5 McNeese	2	0	0	0	0	0	0	0
2/6 ULM	3	2	3	2	0	0	0	0
2/7 Texas A&M	3	0	1	0	0	0	0	0
2/7 Providence	1	0	1	2	0	0	0	0
2/8 Bryant	2	2	2	1	1	0	0	0
2/12 Florida State	2	1	1	0	1	1	0	0
2/12 Northwestern	1	0	0	0	1	0	0	0
2/13 FAU	2	0	1	0	0	1	0	0
2/14 NC State	3	0	1	0	0	0	0	0
2/14 JMU	3	2	2	0	0	0	0	0
2/15 Nebraska	3	1	0	0	0	0	0	0
2/19 Fresno State	3	0	1	0	0	0	0	0
2/20 Bethune Cook.	2	1	2	0	0	1	0	0
2/21 Cal St. Fullerton	3	1	1	0	0	0	0	0
2/21 SDSU	2	0	1	1	1	0	0	0
2/22 UC Riverside	2	1	1	0	1	0	0	0
2/26 ACU	2	3	2	3	2	0	0	0
2/27 North Texas	1	2	1	0	2	0	0	0
2/28 TAMU-CC	2	1	2	0	1	1	0	0
2/28 Detroit Mercy	2	0	1	2	0	1	0	0
3/1 TAMU-CC	4	3	3	4	0	2	1	0
3/1 North Texas	2	1	1	0	2	0	0	0
3/6 Houston	4	1	3	3	0	0	1	0
3/6 Houston	2	1	2	4	0	0	0	0
3/7 Houston	5	1	2	0	0	0	0	0
3/13 Arizona	2	0	1	0	1	0	0	0
3/14 Arizona	3	3	2	3	1	0	2	0
3/14 Arizona	2	2	1	3	1	0	1	0
3/20 UCF	4	0	2	0	0	0	0	0
3/21 UCF	3	1	1	3	1	0	0	0
3/22 UCF	0	1	0	1	4	0	0	0
3/24 Tarleton	5	1	1	0	0	0	0	0
3/27 Iowa State	2	1	1	1	1	1	0	0
3/28 Iowa State	3	2	1	0	1	0	0	0
3/29 Iowa State	4	1	2	2	0	0	1	0
3/31 ACU	3	2	2	0	0	0	0	0
4/2 BYU	1	3	0	1	3	0	0	0
4/3 BYU	3	1	2	3	0	0	1	0
4/4 BYU	4	1	1	2	0	1	1	0
4/10 Utah	4	2	3	1	0	0	0	0
4/11 Utah	3	0	2	0	1	0	0	0
4/12 Utah	2	0	0	0	1	0	0	0
4/13 Utah State	5	2	2	3	0	0	1	0
4/14 UTSA	3	1	2	0	1	0	0	0
4/15 Texas St	3	0	1	1	0	1	0	0
4/22 UTEP	3	2	2	3	0	0	1	1
4/22 UTEP	3	2	1	0	1	0	0	0
4/24 Arizona St	4	0	0	0	0	0	0	0
4/25 Arizona St	2	1	0	0	2	0	0	0
4/26 Arizona St	3	1	0	0	1	0	0	0
4/28 Tarleton St	3	2	2	2	0	1	1	0
4/30 Baylor	3	0	0	0	0	0	0	0
5/1 Baylor	2	1	0	0	2	0	0	0
5/2 Baylor	3	1	2	0	0	1	0	0
5/8 Kansas	3	2	2	1	0	0	0	0
5/9 Arizona St	2	0	0	0	0	0	0	1
5/15 Marist	3	3	2	1	1	2	0	0
5/16 Ole Miss	4	2	1	1	1	0	0	0
5/17 Ole Miss	4	1	2	1	0	0	0	0
5/22 Florida	4	2	1	0	0	0	0	0
5/23 Florida	4	0	1	0	0	0	0	0
5/24 Florida	3	1	1	0	1	0	0	0

SEASON-HIGH HITTING STREAK- 3

#8 DESIRAE SPEARMAN JUNIOR | RHP/UTL | EL PASO, TEXAS

SEASON-HIGH ON-BASE STREAK- 10

YEAR	ERA	W-L	APP-GS	CG	SHO	SV	IP	H	R	ER	BB	SO	HR	B/AVG
2024	3.15	8-4	17-14	7	1-0	0	84.1	69	51	38	50	75	10	.217
2025	3.54	11-8	27-21	8	2-1	1	114.2	95	74	58	79	118	13	.221
2026	3.00	1-0	3-0	0	0	0	4.2	4	2	2	4	5	0	.222
Total	3.37	20-12	47-35	15	1-4	1	203.2	168	127	98	133	198	23	.219

SEASON-HIGH STRIKEOUTS- 2

CAREER-HIGH STRIKEOUTS- 12 (v. UTEP 3/23/24)

YEAR	AVG.	GP-GS	AB	R	H	2B	3B	HR	RBI	TB	SLG%	BB	HBP	SO	GDP	OB%	SF	SH	SB-ATT	PO	A	E	FLD%
2024	.366	41-41	123	41	46	5	2	18	43	108	.878	21	1	10	0	.459	1	1	8-9	61	42	4	.963
2025	.430	51-51	128	52	55	10	0	20	47	125	.977	55	4	17	1	.606	1	0	4-9	58	26	2	.977
2026	.322	60-47	115	48	37	9	0	13	47	85	.739	29	3	23	2	.463	2	0	2-3	49	13	4	.939
Total	.374	153-140	369	141	138	24	2	51	137	319	.864	105	8	50	3	.516	4	1	14-21	170	81	10	.962

2026 GAME-BY-GAME (PITCHING)

GAME	IP	H	R	ER	BB	SO	NP
2/5 McNeese	0.2	2	3	3	3	2	29
2/20 Bethune Cook	1.0	1	0	0	0	0	14
3/1 TAMU-CC	3.0	1	0	0	1	3	43

2026 GAME-BY-GAME (HITTING)

GAME	AB	R	H	RBI	BB	2B	HR	HBP
2/6 ULM	2	2	1	0	1	0	0	0
2/7 Texas A&M	1	0	0	0	0	0	0	0
2/7 Providence	2	1	1	1	1	1	0	0
2/12 Northwestern	2	0	0	0	0	0	0	0
2/13 FAU	1	1	1	3	1	0	1	0
2/14 NC State	3	3	2	3	0	0	1	0
2/14 JMU	2	0	0	1	0	0	0	0
2/15 Nebraska	3	0	0	0	0	0	0	0
2/21 Cal St. Fullerton	2	0	0	0	1	0	0	0
2/21 SDSU	3	1	2	1	0	0	0	0
2/22 UC Riverside	2	3	2	3	2	0	0	0
2/26 ACU	2	2	1	2	2	0	1	0
2/27 North Texas	2	1	0	0	1	0	0	0
2/28 TAMU-CC	4	3	3	7	0	1	2	0
2/28 Detroit Mercy	2	0	1	0	1	0	0	0
3/1 TAMU-CC	4	2	3	3	0	3	0	0
3/1 North Texas	2	1	0	0	1	0	0	0
3/6 Houston	2	0	0	1	0	0	0	0
3/6 Houston	2	0	1	0	0	0	0	0
3/7 Houston	3	1	0	0	1	0	0	0
3/13 Arizona	1	0	0	0	0	0	0	0
3/14 Arizona	2	2	1	3	0	0	1	1
3/14 Arizona	1	2	1	1	1	0	0	0
3/20 UCF	1	0	0	0	1	0	0	0
3/21 UCF	2	1	1	1	0	1	0	0
3/22 UCF	1	0	0	0	0	0	0	0
3/24 Tarleton State	1	0	0	0	0	0	0	0
3/27 Iowa State	1	2	1	2	1	1	0	0
3/28 Iowa State	2	0	1	2	1	0	0	0
3/29 Iowa State	2	2	1	2	2	1	0	0
3/31 ACU	1	1	0	0	2	0	0	0
4/2 BYU	1	0	0	0	0	0	0	0
4/3 BYU	3	1	2	3	0	0	1	2
4/4 BYU	2	1	1	0	1	0	0	0
4/10 Utah	0	1	0	0	0	0	0	0
4/11 Utah	3	0	0	0	0	0	0	0
4/12 Utah	3	0	0	0	1	0	0	0
4/13 Utah State	4	2	1	1	0	0	0	0
4/14 UTSA	2	0	1	0	0	0	0	0
4/15 Texas State	2	0	0	0	0	0	0	0
4/22 UTEP	3	3	3	4	1	1	2	0
4/22 UTEP	1	1	0	0	2	0	0	0
4/24 Arizona St	3	1	1	2	0	0	1	0
4/25 Arizona St	3	1	0	0	1	0	0	0
4/26 Arizona St	2	1	0	0	1	0	0	0
4/28 Tarleton St	3	2	2	1	0	0	0	0
5/7 Baylor	1	0	0	0	0	0	0	0
5/9 Arizona St	2	0	0	0	0	0	0	0
5/15 Marist	1	0	0	0	0	0	0	0
5/16 Ole Miss	1	1	0	0	1	0	0	0
5/17 Ole Miss	1	0	0	0	1	0	0	0
5/22 Florida	1	0	0	0	0	0	0	0
5/23 Florida	1	0	0	0	0	0	0	0
5/24 Florida	1	0	0	0	0	0	0	0

HITTERS

#0 JACKIE LIS

SENIOR | UTL | NEWBURGH, IND.

SEASON-HIGH HITTING STREAK- 7
SEASON-HIGH ON-BASE STREAK- 26

- Started all 164 games in her SIU career, posting a .358 batting average as a senior with 11 home runs, 48 RBI, a .460 on-base percentage, and a .623 slugging percentage.
- Broke the SIU career home run record and earned MVC Player of the Week honors three times.
- Three-time All-MVC First Team selection; finished her career with a .353/.457/.690 slash line, 44 home runs, 141 RBI, and 175 hits.

	SEASON-HIGH	CAREER-HIGH
H	3 x2, Baylor (5/1)	4 Georgia Tech (2/14/25)
RBI	6 BYU (4/2)	6 BYU (4/2)
HR	2 x2, BYU (4/2)	3 Missouri State (4/26/23)
SB	2 Detroit Mercy (2/28)	2 x3, Detroit Mercy (2/28)
BB	3 Baylor (5/1)	3 x2, Baylor (5/1)
R	3 TAMU-CC (3/1)	3 x10, TAMU-CC (3/1)

YEAR	AVG.	GP-GS	AB	R	H	2B	3B	HR	RBI	TB	SLG%	BB	HBP	SO	GDP	OB%	SF	SH	SB-ATT	PO	A	E	FLD%
2023	.356	56-56	174	55	62	8	2	17	57	125	.718	26	1	19	0	.443	0	0	4	81	87	9	.949
2024	.344	55-55	160	52	55	9	2	16	36	116	.725	36	2	17	2	.467	1	0	3	72	71	10	.935
2025	.358	53-53	162	47	58	8	1	11	48	101	.623	33	0	18	0	.460	3	0	1	74	104	15	.922
2026	.439	62-55	157	53	69	11	3	20	71	146	.930	40	1	11	2	.547	3	0	3-4	201	5	1	.995
Total	.374	226-219	653	207	244	36	8	64	212	488	.747	135	4	65	4	.479	7	0	11-14	428	267	35	.952

#1 MIA WILLIAMS

JUNIOR | INF | WINDERMERE, FL.

SEASON-HIGH HITTING STREAK- 6
SEASON-HIGH ON-BASE STREAK- 13

- Spent her first two seasons at Florida and started all 65 games in 2025 as the Gators advanced to the WCWS.
- Hit .335 with 52 runs, 44 RBI, 10 doubles, and 19 home runs, ranking fifth in the SEC.
- Led the team with a .716 slugging percentage during SEC play, helped turn 18 double plays defensively, and improved her slash line from .164/.345/.287 as a freshman to .335/.430/.714 in 2025.

	SEASON-HIGH	CAREER-HIGH
H	3 x7, Arizona State (4/26)	3 x9, Arizona State (4/26)
RBI	4 x2, TAMU-CC (3/1)	4 x2, TAMU-CC (3/1)
HR	2 Baylor (5/7)	2 x2, Baylor (5/7)
SB	2 x3, Fresno State (2/19)	2 x5, Fresno State (2/19)
BB	2 x4, Houston (3/7)	2 x7, Houston (3/7)
R	4 Providence (2/7/26)	4 Providence (2/7/26)

YEAR	AVG.	GP-GS	AB	R	H	2B	3B	HR	RBI	TB	SLG%	BB	HBP	SO	GDP	OB%	SF	SH	SB-ATT	PO	A	E	FLD%
2024	.164	65-59	110	31	18	2	0	6	18	38	.345	11	8	35	0	.287	0	4	9	81	87	10	.944
2025	.335	65-65	182	52	61	10	1	19	44	130	.714	18	13	34	0	.430	1	0	8	99	96	13	.938
2026	.435	64-64	191	86	83	22	0	24	82	177	.927	31	9	16	4	.517	7	3	21-23	74	65	10	.933
Total	.335	194-188	483	169	162	34	1	49	144	345	.714	60	30	85	4	.434	8	7	38-40	254	248	33	.938

#3 MAKAYLA GARCIA

JUNIOR | UTL/INF | LUBBOCK, TEXAS

SEASON-HIGH HITTING STREAK- 1
SEASON-HIGH ON-BASE STREAK- 1

- Made 50 appearances with 14 starts, contributing as a threat on the bases.
- Stole home against UCLA in the WCWS to break a 0-0 tie in the fifth inning.

	SEASON-HIGH	CAREER-HIGH
H	2 TAMU-CC (3/1)	3 Colorado Mesa (5/11/24)
RBI	3 TAMU-CC (3/1)	3 x3, TAMU-CC (3/1)
HR	1 TAMU-CC (3/1)	--
SB	--	1 x12, UCLA (5/30/25)
BB	--	2 x3, Midwestern St. (3/8/24)
R	3 TAMU-CC (3/1)	3 x2, TAMU-CC (3/1)

YEAR	AVG.	GP-GS	AB	R	H	2B	3B	HR	RBI	TB	SLG%	BB	HBP	SO	GDP	OB%	SF	SH	SB-ATT	PO	A	E	FLD%
2024	.362	51-47	130	27	47	7	3	0	23	60	.462	19	1	21	0	.444	1	6	8	16	5	0	1.000
2025	.214	50-14	28	15	6	0	1	0	3	8	.286	2	0	6	0	.267	0	1	4	58	6	3	.955
2026	.400	37-1	5	20	2	1	0	1	3	6	1.200	0	0	0	1	.400	0	0	0-0	9	0	1	.900
Total	.337	148-72	193	68	65	8	4	1	38	84	.435	25	1	30	1	.412	2	9	12-14	83	11	4	.959

HITTERS

#4 LAGI QUIROGA JUNIOR | C/UTL | LOS ANGELES, CA.

SEASON-HIGH HITTING STREAK- 7

SEASON-HIGH ON-BASE STREAK- 8

- Played 53 games with 51 starts as a freshman, earning Pac-12 All-Freshman Team and NFCA Pacific Region First Team honors.
- Started all 58 games as a sophomore, leading the team in runs (47) and hits (62) with 12 home runs and a .631 slugging percentage.
- Named Softball America Freshman All-American and Pac-12 Freshman of the Week, ranking among team leaders in home runs, hits, runs, and RBIs.

	SEASON-HIGH	CAREER-HIGH
H	3 ULM (2/6/26)	3 x7, ULM (2/6/26)
RBI	4 TAMU-CC (3/1)	4 x2, TAMU-CC (3/1)
HR	2 x2, Houston (3/7)	2 x4, Houston (3/7)
SB	1 x3, Houston (3/6)	2 Chattanooga (2/9/24)
BB	2 TAMU-CC (2/28)	3 x3, Stanford (4/19/25)
R	3 ACU (2/26)	4 Maryland (2/8/25)

YEAR	AVG.	GP-GS	AB	R	H	2B	3B	HR	RBI	TB	SLG%	BB	HBP	SO	GDP	OB%	SF	SH	SB-ATT	PO	A	E	FLD%
2024	.296	53-51	159	31	47	7	0	16	31	102	.642	15	0	21	2	.352	2	5	7	245	28	7	.975
2025	.346	58-58	179	47	62	13	1	12	44	113	.631	30	2	25	1	.443	1	0	4	244	21	7	.974
2026	.371	36-33	70	30	26	4	0	12	34	66	.943	23	1	10	0	.515	3	1	3-3	132	7	0	1.000
Total	.331	147-142	408	108	135	24	1	40	109	281	.689	68	3	56	3	.425	6	6	14-20	621	56	14	.980

#6 TAYLOR PANNELL R-JUNIOR | INF | MILAN, IL.

SEASON-HIGH HITTING STREAK- 13

SEASON-HIGH ON-BASE STREAK- 23 (current)

- Started all 63 games as a redshirt sophomore, slashed a .398/.493/.747 line while leading the Lady Vols in all three categories.
- Tied for 10th in program history for single-season RBIs (65); Tied 8th for single-season home runs (16); Finished in the top-15 in the SEC in AVG, OBP, SLG, runs, hits, and RBI.
- Key postseason performer in her career at Tennessee.

	SEASON-HIGH	CAREER-HIGH
H	3 x6, Arizona (3/14)	4 x2, Minnesota (2/22/25)
RBI	6 Providence (2/7/26)	6 Providence (2/7/26)
HR	1 x10, Marist (5/15)	1 x35, Marist (5/15)
SB	2 Tarleton State (4/28)	2 Tarleton State (4/28)
BB	2 Bryant (2/8/26)	2 x10, Bryant (2/8/26)
R	2 x 12, Iowa State (3/28)	3 x2, Delaware St. (3/1/25)

YEAR	AVG.	GP-GS	AB	R	H	2B	3B	HR	RBI	TB	SLG%	BB	HBP	SO	GDP	OB%	SF	SH	SB-ATT	PO	A	E	FLD%
2023	.357	7-6	14	4	5	0	0	1	4	8	.571	3	0	2	0	.471	0	0	1	2	0	0	1.000
2024	.294	53-52	153	23	45	5	1	8	33	76	.497	7	0	20	1	.323	1	2	1	56	9	3	.956
2025	.398	64-64	186	56	74	13	2	16	65	139	.747	34	5	21	4	.493	4	2	9	40	95	6	.957
2026	.359	64-64	195	58	70	10	1	12	55	118	.605	22	4	9	3	.427	4	0	14-16	32	68	2	.980
Total	.354	188-186	548	141	194	28	4	37	157	341	.622	66	9	52	8	.426	9	4	25-29	130	172	11	.965

#7 LOGAN HALLEMAN JUNIOR | OF | FLOWER MOUND, TEXAS

SEASON-HIGH HITTING STREAK- 2

SEASON-HIGH ON-BASE STREAK- 8

- Made 60 appearances with 24 starts, hitting .340 with 18 hits, 19 runs, and 15 stolen bases in her second season with the Red Raiders.
- Scored two runs in the WCWS Championship series against Texas and had multi-hit games vs. top-10 opponents Texas and Texas A&M during the regular season.

	SEASON-HIGH	CAREER-HIGH
H	2 vs Marist (5/15)	3 x11, Texas A&M (3/1/25)
RBI	--	1 x6, BYU (3/7/24)
HR	--	--
SB	2 Baylor (5/2)	2 x6, Baylor (5/2)
BB	1 x4, Ole Miss (5/17)	1 x18, Ole Miss (5/17)
R	2 x4, Ole Miss (5/17)	3 ACU (4/3/24)

YEAR	AVG.	GP-GS	AB	R	H	2B	3B	HR	RBI	TB	SLG%	BB	HBP	SO	GDP	OB%	SF	SH	SB-ATT	PO	A	E	FLD%
2024	.341	44-34	88	24	30	0	0	0	6	30	.341	12	2	9	0	.427	1	2	18	40	1	1	.976
2025	.340	60-24	53	19	18	1	1	0	0	22	.396	5	0	8	0	.397	0	3	15	28	1	0	1.000
2026	.409	53-12	22	22	9	0	0	0	0	9	.409	5	0	0	0	.519	0	1	13-13	27	2	0	1.000
Total	.351	147-65	151	61	53	1	1	0	6	56	.371	21	1	16	0	.429	2	6	45-51	87	4	0	1.000

HITTERS

#11 LAUREN ALLRED

R-JUNIOR | INF | TEXARKANA, TEXAS

SEASON-HIGH HITTING STREAK- 9

SEASON-HIGH ON-BASE STREAK- 11

- Earned Big 12 Player of the Week and All-Big 12 Second Team honors in her first season at Texas Tech.
- Appeared in 67 games with 63 starts, hitting .357 with nine home runs, 54 RBI, 10 doubles, three triples, and 10 stolen bases.

	SEASON-HIGH	CAREER-HIGH
H	4 Utah State (4/13)	4 Utah State (4/13)
RBI	5 x2, Tarleton State (4/28)	5 x3, Tarleton State (4/28)
HR	2 Tarleton State (4/28)	2 x3, Tarleton State (4/28)
SB	1 Houston (3/6)	2 Kennesaw St. (2/9/25)
BB	2 UC Riverside (2/22)	2 x5, UC Riverside (2/22)
R	3 x2, Iowa St (3/28)	3 x6, Iowa St (3/28)

YEAR	AVG.	GP-GS	AB	R	H	2B	3B	HR	RBI	TB	SLG%	BB	HBP	SO	GDP	OB%	SF	SH	SB-ATT	PO	A	E	FLD%
2023	.375	55-47	136	34	51	5	3	12	47	98	.721	18	6	8	2	.469	0	0	2-3	144	8	4	.985
2024	.125	15-12	32	3	4	2	1	0	5	8	.250	7	1	12	0	.300	0	0	0-1	54	3	3	.970
2025	.357	67-63	182	53	65	10	3	9	54	108	.593	22	10	21	1	.449	2	0	10	271	8	5	.982
2026	.388	60-50	129	53	50	10	1	10	46	92	.713	27	10	9	2	.518	2	0	5-6	74	0	1	.987
Total	.355	197-172	479	143	170	27	8	31	152	306	.639	74	27	50	5	.464	4	0	17-24	543	14	8	.986

#12 JASMYN BURNS

JUNIOR | C | MENIFEE, CA.

SEASON-HIGH HITTING STREAK- 11

SEASON-HIGH ON-BASE STREAK- 12

- Set a program record, and a Big Ten single-season record last season with 25 home runs.
- Named an NFCA First Team All-American in her sophomore season; two-time Big Ten Freshman of the Week.
- Defensively threw out a team-high seven would-be base stealers defensively in her collegiate debut.

	SEASON-HIGH	CAREER-HIGH
H	3 Arizona (3/14)	3 x12, Arizona (3/14)
RBI	5 Fresno State (2/19)	7 Pitt (4/9/25)
HR	2 x2, Utah State (4/13)	2 x6, Utah State (4/13)
SB	1 JMU (2/14)	1 x2, JMU (2/14)
BB	3 JMU (2/14)	3 JMU (2/14)
R	2 x3, Fresno State (2/19)	3 x2, Penn State (4/13/25)

YEAR	AVG.	GP-GS	AB	R	H	2B	3B	HR	RBI	TB	SLG%	BB	HBP	SO	GDP	OB%	SF	SH	SB-ATT	PO	A	E	FLD%
2023	.298	51-51	161	20	48	6	0	9	37	81	.503	19	4	30	2	.382	2	1	0	137	13	5	.968
2025	.455	58-58	165	51	75	14	1	25	72	166	1.006	30	4	24	3	.540	3	0	1	175	15	2	.990
2026	.373	55-51	142	31	53	6	0	17	59	110	.775	22	5	16	5	.465	3	0	1-1	135	11	0	1.000
Total	.376	164-160	468	102	176	35	1	51	168	366	.782	71	13	70	10	.464	8	1	2-3	447	39	7	.986

#13 VICTORIA VALDEZ

SENIOR | C | ALVIN, TEXAS

SEASON-HIGH HITTING STREAK- 1

SEASON-HIGH ON-BASE STREAK- 2

- Named to the All-Big 12 Defensive Team as the catcher
- Finished her junior season with a .998 fielding percentage, making just one error in 441 chances
- Threw out 13 of the 19 runners attempting to steal on her

	SEASON-HIGH	CAREER-HIGH
H	1 Arizona State (4/25)	3 Chattanooga (2/8/24)
RBI	1 x2, Arizona State (4/26)	4 Chattanooga (2/8/24)
HR	--	1 x12, Troy (5/3/24)
SB	--	1 x4, Detroit Mercy (2/21/25)
BB	--	2 Miami (OH) (3/1/25)
R	2 Fresno State (2/19)	3 Miami (OH) (3/1/25)

YEAR	AVG.	GP-GS	AB	R	H	2B	3B	HR	RBI	TB	SLG%	BB	HBP	SO	GDP	OB%	SF	SH	SB-ATT	PO	A	E	FLD%
2023	.257	56-52	109	13	28	8	0	3	16	45	.413	9	5	13	2	.333	3	1	0-0	267	30	8	.974
2024	.293	59-57	140	27	41	4	1	9	36	74	.529	21	17	14	2	.439	2	0	3-3	228	33	4	.985
2025	.230	68-63	148	16	34	10	0	2	28	50	.338	10	15	23	3	.337	2	3	1	403	37	1	.998
2026	.080	47-23	25	2	2	1	0	0	2	3	.120	5	1	6	0	.258	0	1	1-1	201	7	2	.990
Total	.249	230-195	422	58	105	23	1	14	82	172	.408	45	38	56	7	.367	7	5	5-5	1099	10715	15	.988

HITTERS

#21 ALANA JOHNSON

SENIOR | OF | SUMMIT, MS.

SEASON-HIGH HITTING STREAK- 1
SEASON-HIGH ON-BASE STREAK- 2

- Earned All-Big 12 First Team and All-Big 12 Tournament Team honors.
- Had a career-high 14 stolen bases; Hit Tech's only two grand slams of the season.
- The Red Raiders were 13-0 when she had multiple hits.

	SEASON-HIGH	CAREER-HIGH
H	1 x3, UC Riverside (2/22)	4 Arizona (3/15/24)
RBI	1 x2, UC Riverside (2/22)	4 x4, Indiana (2/23/25)
HR	1 McNeese (2/5/26)	2 x2, Arizona (3/15/24)
SB	1 North Texas (2/6/26)	2 x2, Lovola Chicago (2/23/24)
BB	1 x4, Cal State Fullerton (2/21)	2 x3, Arizona St. (3/9/24)
R	3 McNeese (2/5/26)	3 x4, McNeese (2/5/26)

YEAR	AVG.	GP-GS	AB	R	H	2B	3B	HR	RBI	TB	SLG%	BB	HBP	SO	GDP	OB%	SF	SH	SB-ATT	PO	A	E	FLD%
2023	.238	42-24	80	17	19	1	0	7	22	41	.513	6	3	25	0	.311	1	0	4	9	10	3	.864
2024	.336	47-47	146	35	49	9	0	13	40	97	.664	13	4	23	1	.405	0	1	5	50	0	1	.980
2025	.310	64-57	158	42	49	10	1	9	46	88	.557	24	2	26	0	.405	1	1	14	50	2	0	1.000
2026	.214	10-6	14	6	3	0	0	1	2	6	.429	9	4	1	0	.421	0	0	1-1	5	0	0	1.000
Total	.302	163-134	398	100	120	20	1	30	110	232	.583	47	10	75	1	.387	2	2	24-28	114	12	4	.969

#32 HAILEY TONEY

SOPHOMORE | INF | MAGNOLIA, TEXAS

SEASON-HIGH HITTING STREAK- 4
SEASON-HIGH ON-BASE STREAK- 6

- Posted a perfect 1.000 fielding percentage in Big 12 play and earned All-Big 12 Freshman Team and All-Big 12 Tournament Team honors.
- Started all 68 games at shortstop, becoming the only freshman at a Power Four school to start every game at the position.
- Recorded the first Women's College World Series home run in program history; had a team-best 20 straight games of reaching base safely.

	SEASON-HIGH	CAREER-HIGH
H	3 x3, ACU (2/26)	4 Baylor (3/14/25)
RBI	7 ACU (2/26)	7 ACU (2/26)
HR	1 x 5, ACU (3/31)	1 x 12, ACU (3/31)
SB	2 x 2, UCF (3/22)	2 x 2, UCF (3/22)
BB	1 x7, Houston (3/7)	2 Marshall (2/6/25)
R	2 x3, TAMU-CC (2/28)	3 x3, Kansas (3/29/25)

YEAR	AVG.	GP-GS	AB	R	H	2B	3B	HR	RBI	TB	SLG%	BB	HBP	SO	GDP	OB%	SF	SH	SB-ATT	PO	A	E	FLD%
2025	.332	68-68	199	51	66	14	0	7	36	101	.508	19	4	29	2	.392	5	5	11	77	103	11	.942
2026	.302	64-58	139	42	42	7	1	6	36	69	.496	19	3	16	2	.393	2	5	18-19	56	67	11	.918
Total	.320	132-126	338	93	108	21	1	13	72	170	.503	38	7	45	4	.392	7	10	29-32	133	170	22	.932

#42 MIHYIA DAVIS

SENIOR | OF | LOVELADY, TEXAS

SEASON-HIGH HITTING STREAK- 12
SEASON-HIGH ON-BASE STREAK- 17

- Named to the All-Big 12 First Team, NFCA All-Central Region First Team, All-Big 12 Defensive, All-Big 12 Tournament and the WCWS Tournament team.
- Led the team in hits (93), stolen bases (27), triples (6), multi-hit games (26), and total bases (131)
- Set a new program record for hits in a single season (93), at-bats (239); hit for the programs first ever cycle against UT-Arlington.

	SEASON-HIGH	CAREER-HIGH
H	4 ACU (2/26)	4 x4, ACU (2/26)
RBI	4 Houston (3/6)	4 x2, Houston (3/6)
HR	2 Houston (3/6)	2 Houston (3/6)
SB	3 x2, North Texas (2/27)	4 x2, UIC (2/22/25)
BB	1 x6, Houston (3/7)	2 x2, ULM (4/28/24)
R	4 x2, Houston (3/6)	4 x4, Houston (3/6)

YEAR	AVG.	GP-GS	AB	R	H	2B	3B	HR	RBI	TB	SLG%	BB	HBP	SO	GDP	OB%	SF	SH	SB-ATT	PO	A	E	FLD%
2023	.380	56-56	184	45	70	4	2	2	18	84	.457	15	1	13	0	.426	2	0	52	64	10	0	1.000
2024	.419	64-64	217	50	91	9	3	0	18	106	.488	15	1	19	0	.459	0	0	23	81	4	4	.955
2025	.389	68-68	239	66	93	11	6	5	28	131	.548	10	0	23	0	.414	0	1	27	61	4	0	1.000
2026	.431	64-64	211	81	91	14	5	9	49	142	.673	24	2	16	0	.490	2	0	37-45	61	0	2	.968
Total	.405	252-252	851	242	345	38	16	16	113	463	.544	64	4	71	0	.447	4	1	139-166	267	18	6	.979

STARTERS BREAKDOWN

PITCHER:

Canady _____ 27 (22-5)
 Terry _____ 25 (24-1)
 Lincoln _____ 12 (11-1)

CATCHER:

Valdez _____ 23 (21-2)
 Quiroga _____ 23 (20-3)
 Burns _____ 18 (16-2)

FIRST BASE:

Lis _____ 47 (41-6)
 Allred _____ 11 (10-1)
 Terry _____ 4 (4-0)
 Canady _____ 2 (2-0)

SECOND BASE:

Williams _____ 64 (57-7)

THIRD BASE:

Pannell _____ 64 (57-7)

SHORTSTOP:

Toney _____ 58 (51-7)
 Spearman _____ 4 (4-0)
 Lis _____ 2 (2-0)

LEFT FIELD:

Spearman _____ 38 (32-6)
 Halleman _____ 10 (10-0)
 Terry _____ 7 (6-1)
 Quiroga _____ 6 (6-0)
 Allred _____ 2 (2-0)
 Garcia _____ 1 (1-0)

CENTER FIELD:

Davis _____ 64 (57-7)

RIGHT FIELD:

Terry _____ 26 (21-5)
 Allred _____ 24 (22-2)
 Johnson _____ 5 (5-0)
 Spearman _____ 5 (5-0)
 Quiroga _____ 2 (2-0)
 Lis _____ 2 (2-0)

DESIGNATED PLAYER:

Burns _____ 32 (27-5)
 Allred _____ 15 (13-2)
 Canady _____ 7 (7-0)
 Lis _____ 3 (3-0)
 Spearman _____ 2 (2-0)
 Quiroga _____ 1 (1-0)
 Valdez _____ 1 (1-0)
 Johnson _____ 1 (1-0)
 Halleman _____ 1 (1-0)
 Terry _____ 1 (1-0)

(Team Win-Loss record in parenthesis)

* = player officially listed there, but did not play that position.

2026 STARTERS BY POSITION

Date	Opponent	P	C	1B	2B	3B	SS	LF	CF	RF	DP
2/5	McNeese	Canady	Burns	Terry	Williams	Pannell	Toney	Allred	Davis	Johnson	Halleman
2/6	North Texas	Lincoln	Burns	Allred	Williams	Pannell	Toney	Quiroga	Davis	Johnson	Canady
2/6	UL Monroe	Terry	Quiroga	Lis	Williams	Pannell	Toney	Spearman	Davis	Johnson	Burns
2/7	Texas A&M	Canady	Burns	Allred	Williams	Pannell	Toney	Terry	Davis	Quiroga	Johnson
2/7	Providence	Terry	Quiroga	Lis	Williams	Pannell	Toney	Spearman	Davis	Allred	Canady
2/8	Bryant	Lincoln	Burns	Terry	Williams	Pannell	Toney	Quiroga	Davis	Allred	Lis
2/12	Florida State	Terry	Burns	Canady	Williams	Pannell	Toney	Quiroga	Davis	Lis	Spearman
2/12	Northwestern	Lincoln	Quiroga	Allred	Williams	Pannell	Lis	Spearman	Davis	Johnson	Terry
2/13	FAU	Canady	Quiroga	Lis	Williams	Pannell	Toney	Allred	Davis	Terry	Spearman
2/14	NC State	Terry	Quiroga	Lis	Williams	Pannell	Toney	Spearman	Davis	Allred	Burns
2/14	JMU	Lincoln	Burns	Allred	Williams	Pannell	Spearman	Terry	Davis	Johnson	Canady
2/15	Nebraska	Canady	Quiroga	Allred	Williams	Pannell	Toney	Spearman	Davis	Terry	Burns
2/19	Fresno State	Canady	Burns	Allred	Williams	Pannell	Toney	Quiroga	Davis	Terry	Lis
2/20	Bethune Cookman	Lincoln	Burns	Terry	Williams	Pannell	Toney	Quiroga	Davis	Spearman	Allred
2/21	Cal State Fullerton	Terry	Quiroga	Allred	Williams	Pannell	Toney	Halleman	Davis	Spearman	Burns
2/21	SDSU	Canady	Quiroga	Allred	Williams	Pannell	Lis	Spearman	Davis	Terry	Valdez
2/22	UC Riverside	Terry	Quiroga	Canady	Williams	Pannell	Toney	Spearman	Davis	Allred	Lis
2/26	ACU	Canady	Quiroga	Allred	Williams	Pannell	Toney	Spearman	Davis	Terry	Burns
2/27	North Texas	Terry	Quiroga	Lis	Williams	Pannell	Toney	Halleman	Davis	Spearman	Burns
2/28	TAMU-CC	Canady	Quiroga	Lis	Williams	Pannell	Toney	Spearman	Davis	Terry	Allred
2/28	Detroit Mercy	Terry	Valdez	Lis	Williams	Pannell	Toney	Spearman	Davis	Allred	Burns
3/1	TAMU-CC	Lincoln	Quiroga	Lis	Williams	Pannell	Toney	Spearman	Davis	Terry	Canady
3/1	North Texas	Terry	Valdez	Lis	Williams	Pannell	Toney	Spearman	Davis	Quiroga	Canady
3/6	Houston	Canady	Quiroga	Lis	Williams	Pannell	Toney	Spearman	Davis	Terry	Allred
3/6	Houston	Terry	Valdez	Lis	Williams	Pannell	Toney	Spearman	Davis	Allred	Quiroga
3/7	Houston	Lincoln	Quiroga	Lis	Williams	Pannell	Toney	Spearman	Davis	Terry	Allred
3/13	Arizona	Canady	Quiroga	Lis	Williams	Pannell	Toney	Spearman	Davis	Terry	Burns
3/14	Arizona	Terry	Quiroga	Lis	Williams	Pannell	Toney	Halleman	Davis	Spearman	Burns
3/14	Arizona	Canady	Valdez	Allred	Williams	Pannell	Toney	Spearman	Davis	Terry	Burns
3/20	UCF	Canady	Valdez	Lis	Williams	Pannell	Toney	Spearman	Davis	Terry	Burns
3/21	UCF	Terry	Quiroga	Lis	Williams	Pannell	Toney	Spearman	Davis	Allred	Burns
3/22	UCF	Lincoln	Burns	Allred	Williams	Pannell	Toney	Spearman	Davis	Terry	Allred
3/24	Tarleton State	Canady	Valdez	Lis	Williams	Pannell	Toney	Quiroga	Davis	Terry	Burns
3/27	Iowa State	Canady	Quiroga	Lis	Williams	Pannell	Toney	Spearman	Davis	Terry	Burns
3/28	Iowa State	Terry	Valdez	Lis	Williams	Pannell	Toney	Spearman	Davis	Allred	Burns
3/29	Iowa State	Lincoln	Burns	Lis	Williams	Pannell	Toney	Spearman	Davis	Terry	Allred
3/31	ACU	Terry	Burns	Lis	Williams	Pannell	Toney	Halleman	Davis	Spearman	Allred
4/2	BYU	Canady	Burns	Lis	Williams	Pannell	Toney	Spearman	Davis	Terry	Allred
4/3	BYU	Terry	Valdez	Lis	Williams	Pannell	Toney	Spearman	Davis	Allred	Burns
4/4	BYU	Lincoln	Burns	Lis	Williams	Pannell	Toney	Spearman	Davis	Terry	Allred
4/10	Utah	Canady	Burns	Lis	Williams	Pannell	Toney	Halleman	Davis	Terry	Allred
4/11	Utah	Terry	Valdez	Lis	Williams	Pannell	Toney	Spearman	Davis	Allred	Burns
4/12	Utah	Canady	Burns	Lis	Williams	Pannell	Toney	Spearman	Davis	Terry	Allred
4/13	Utah St	Lincoln	Burns	Lis	Williams	Pannell	Spearman	Terry	Davis	Allred	Canady
4/14	UTSA	Terry	Burns	Lis	Williams	Pannell	Spearman	Halleman	Davis	Allred	Canady
4/15	Texas St	Canady	Burns	Lis	Williams	Pannell	Toney	Spearman	Davis	Terry	Allred
4/22	UTEP	Terry	Valdez	Canady	Williams	Pannell	Toney	Spearman	Davis	Lis	Burns
4/22	UTEP	Canady	Valdez	Lis	Williams	Pannell	Spearman	Terry	Davis	Allred	Burns
4/24	Arizona St	Canady	Valdez	Lis	Williams	Pannell	Toney	Spearman	Davis	Terry	Allred
4/25	Arizona St	Canady	Valdez	Lis	Williams	Pannell	Toney	Spearman	Davis	Terry	Allred
4/26	Arizona St	Canady	Valdez	Lis	Williams	Pannell	Toney	Spearman	Davis	Terry	Burns
4/28	Tarleton St	Terry	Valdez	Lis	Williams	Pannell	Toney	Spearman	Davis	Allred	Burns
4/30	Baylor	Terry	Valdez	Lis	Williams	Pannell	Toney	Garcia	Davis	Allred	Burns
5/1	Baylor	Lincoln	Burns	Lis	Williams	Pannell	Toney	Spearman	Davis	Terry	Allred
5/2	Baylor	Canady	Valdez	Lis	Williams	Pannell	Toney	Terry	Davis	Allred	Burns
5/7	Baylor	Canady	Valdez	Lis	Williams	Pannell	Toney	Terry	Davis	Allred	Burns
5/8	Kansas	Terry	Valdez	Lis	Williams	Pannell	Toney	Spearman	Davis	Allred	Burns
5/9	Arizona St	Canady	Valdez	Lis	Williams	Pannell	Toney	Spearman	Davis	Terry	Burns
5/15	Marist	Terry	Valdez	Lis	Williams	Pannell	Toney	Halleman	Davis	Allred	Burns
5/16	Ole Miss	Canady	Valdez	Lis	Williams	Pannell	Toney	Halleman	Davis	Terry	Burns
5/17	Ole Miss	Terry	Quiroga	Lis	Williams	Pannell	Toney	Halleman	Davis	Allred	Burns
5/22	Florida	Terry	Quiroga	Lis	Williams	Pannell	Toney	Halleman	Davis	Allred	Burns
5/23	Florida	Canady	Quiroga	Lis	Williams	Pannell	Toney	Terry	Davis	Allred	Burns
5/24	Florida	Terry	Quiroga	Lis	Williams	Pannell	Toney	Halleman	Davis	Allred	Burns

2026 STARTERS BY BATTING ORDER

Date	Opponent	Leadoff	2nd	3rd	Cleanup	5th	6th	7th	8th	9th
2/5	McNeese	Davis	Williams	Pannell	Johnson	Burns	Toney	Allred	Terry	Halleman
2/6	North Texas	Davis	Williams	Pannell	Johnson	Burns	Toney	Allred	Quiroga	Canady
2/6	UL Monroe	Davis	Williams	Pannell	Burns	Quiroga	Toney	Lis	Spearman	Terry
2/7	Texas A&M	Davis	Williams	Pannell	Burns	Quiroga	Toney	Allred	Terry	Johnson
2/7	Providence	Davis	Williams	Pannell	Allred	Lis	Toney	Quiroga	Spearman	Canady
2/8	Bryant	Davis	Williams	Pannell	Lis	Burns	Quiroga	Toney	Allred	Terry
2/12	Florida State	Davis	Williams	Pannell	Burns	Lis	Quiroga	Canady	Toney	Terry
2/12	Northwestern	Davis	Williams	Pannell	Lis	Johnson	Spearman	Allred	Quiroga	Terry
2/13	FAU	Davis	Williams	Pannell	Quiroga	Lis	Allred	Canady	Toney	Terry
2/14	NC State	Williams	Davis	Pannell	Lis	Allred	Burns	Quiroga	Spearman	Terry
2/14	JMU	Davis	Williams	Pannell	Burns	Spearman	Allred	Johnson	Canady	Terry
2/15	Nebraska	Davis	Williams	Pannell	Allred	Burns	Quiroga	Spearman	Toney	Terry
2/19	Fresno State	Davis	Williams	Quiroga	Pannell	Lis	Burns	Allred	Toney	Terry
2/20	Bethune Cookman	Davis	Williams	Toney	Burns	Pannell	Spearman	Allred	Quiroga	Terry
2/21	Cal State Fullerton	Davis	Williams	Pannell	Burns	Quiroga	Allred	Spearman	Toney	Terry
2/21	SDSU	Davis	Williams	Pannell	Allred	Lis	Quiroga	Valdez	Spearman	Terry
2/22	UC Riverside	Davis	Williams	Pannell	Allred	Spearman	Lis	Canady	Toney	Terry
2/26	ACU	Davis	Toney	Williams	Pannell	Quiroga	Spearman	Burns	Allred	Terry
2/27	North Texas	Davis	Toney	Williams	Pannell	Quiroga	Spearman	Burns	Lis	Terry
2/28	TAMU-CC	Davis	Toney	Williams	Pannell	Quiroga	Spearman	Lis	Allred	Terry
2/28	Detroit Mercy	Davis	Toney	Williams	Pannell	Spearman	Lis	Burns	Allred	Terry
3/1	TAMU-CC	Davis	Terry	Williams	Pannell	Spearman	Quiroga	Lis	Canady	Toney
3/1	North Texas	Davis	Terry	Williams	Pannell	Spearman	Quiroga	Lis	Canady	Toney
3/6	Houston	Davis	Terry	Williams	Pannell	Quiroga	Lis	Spearman	Allred	Toney
3/6	Houston	Davis	Terry	Williams	Pannell	Quiroga	Lis	Spearman	Allred	Toney
3/7	Houston	Davis	Terry	Williams	Pannell	Quiroga	Lis	Spearman	Allred	Toney
3/13	Arizona	Davis	Terry	Williams	Burns	Pannell	Quiroga	Lis	Spearman	Toney
3/14	Arizona	Davis	Terry	Williams	Burns	Pannell	Lis	Quiroga	Spearman	Toney
3/14	Arizona	Davis	Terry	Williams	Burns	Pannell	Allred	Spearman	Valdez	Toney
3/20	UCF	Davis	Terry	Williams	Pannell	Burns	Lis	Spearman	Valdez	Toney
3/21	UCF	Davis	Terry	Williams	Burns	Lis	Pannell	Quiroga	Spearman	Allred
3/22	UCF	Davis	Terry	Williams	Burns	Lis	Pannell	Quiroga	Allred	Toney
3/24	Tarleton State	Davis	Terry	Williams	Burns	Lis	Pannell	Quiroga	Toney	Valdez
3/27	Iowa State	Davis	Terry	Williams	Burns	Lis	Pannell	Quiroga	Spearman	Toney
3/28	Iowa State	Davis	Terry	Williams	Lis	Pannell	Burns	Spearman	Toney	Allred
3/29	Iowa State	Davis	Terry	Williams	Lis	Pannell	Burns	Spearman	Toney	Allred
3/31	ACU	Davis	Terry	Williams	Lis	Pannell	Burns	Spearman	Toney	Allred
4/2	BYU	Davis	Terry	Williams	Lis	Pannell	Burns	Spearman	Toney	Allred
4/3	BYU	Davis	Terry	Williams	Lis	Pannell	Burns	Spearman	Toney	Allred
4/4	BYU	Davis	Terry	Lis	Williams	Pannell	Burns	Spearman	Toney	Allred
4/10	Utah	Davis	Terry	Williams	Lis	Burns	Pannell	Allred	Toney	Halleman
4/11	Utah	Davis	Terry	Williams	Lis	Spearman	Burns	Pannell	Toney	Allred
4/12	Utah	Davis	Terry	Williams	Lis	Pannell	Allred	Spearman	Burns	Canady
4/13	Utah St	Davis	Terry	Williams	Lis	Pannell	Canady	Allred	Burns	Spearman
4/14	UTSA	Terry	Allred	Davis	Williams	Lis	Pannell	Burns	Spearman	Canady
4/15	Texas St	Terry	Allred	Davis	Williams	Lis	Pannell	Burns	Toney	Spearman
4/22	UTEP	Davis	Terry	Williams	Lis	Pannell	Burns	Spearman	Toney	Valdez
4/22	UTEP	Davis	Terry	Williams	Lis	Spearman	Burns	Pannell	Allred	Allred
4/24	Arizona St	Davis	Terry	Williams	Lis	Allred	Pannell	Spearman	Canady	Allred
4/25	Arizona St	Davis	Terry	Williams	Lis	Pannell	Spearman	Toney	Valdez	Allred
4/26	Arizona St	Davis	Terry	Lis	Williams	Pannell	Spearman	Burns	Toney	Valdez
4/28	Tarleton St	Williams	Davis	Terry	Lis	Pannell	Burns	Spearman	Toney	Allred
4/30	Baylor	Davis	Terry	Williams	Lis	Burns	Allred	Pannell	Toney	Garcia
5/1	Baylor	Williams	Lis	Burns	Pannell	Allred	Spearman	Toney	Davis	Terry
5/2	Baylor	Davis	Williams	Lis	Burns	Allred	Pannell	Terry	Toney	Valdez
5/7	Baylor	Williams	Lis	Burns	Allred	Pannell	Davis	Terry	Toney	Valdez
5/8	Baylor	Davis	Williams	Lis	Burns	Terry	Allred	Pannell	Spearman	Toney
5/9	Arizona St	Davis	Williams	Lis	Burns	Terry	Pannell	Spearman	Valdez	Toney
5/15	Marist	Davis	Terry	Williams	Lis	Burns	Pannell	Allred	Toney	Halleman
5/16	Ole Miss	Davis	Terry	Lis	Burns	Williams	Pannell	Toney	Valdez	Halleman
5/17	Ole Miss	Williams	Lis	Burns	Pannell	Terry	Davis	Allred	Halleman	Quiroga
5/22	Florida	Williams	Lis	Burns	Pannell	Terry	Davis	Allred	Toney	Quiroga
5/23	Florida	Williams	Lis	Burns	Pannell	Terry	Davis	Allred	Quiroga	Toney
5/24	Florida	Williams	Davis	Lis	Burns	Terry	Allred	Pannell	Quiroga	Halleman

STARTERS BREAKDOWN

LEADOFF:
 Davis _____ 54 (50-4)
 Williams _____ 8 (6-2)
 Terry _____ 2 (1-1)

2ND SPOT:
 Terry _____ 31 (29-2)
 Williams _____ 19 (17-2)
 Lis _____ 5 (3-2)
 Toney _____ 4 (4-0)
 Davis _____ 3 (3-0)
 Allred _____ 2 (1-1)

3RD SPOT:
 Williams _____ 32 (30-2)
 Pannell _____ 15 (14-1)
 Lis _____ 7 (6-1)
 Burns _____ 5 (3-2)
 Davis _____ 2 (1-1)
 Quiroga _____ 1 (1-0)
 Terry _____ 1 (1-0)
 Toney _____ 1 (1-0)

CLEANUP:
 Burns _____ 18 (16-2)
 Lis _____ 18 (17-1)
 Pannell _____ 15 (13-2)
 Williams _____ 5 (4-1)
 Allred _____ 5 (4-1)
 Johnson _____ 2 (2-0)
 Quiroga _____ 1 (1-0)

5TH SPOT:
 Pannell _____ 17 (16-1)
 Lis _____ 11 (10-1)
 Quiroga _____ 9 (9-0)
 Burns _____ 8 (7-1)
 Spearman _____ 7 (6-1)
 Terry _____ 6 (4-2)
 Allred _____ 4 (3-1)
 Johnson _____ 1 (1-0)
 Williams _____ 1 (1-0)

6TH SPOT:
 Burns _____ 12 (11-1)
 Pannell _____ 12 (10-2)
 Spearman _____ 8 (7-1)
 Allred _____ 8 (8-0)
 Lis _____ 7 (7-0)
 Quiroga _____ 7 (5-2)
 Toney _____ 5 (5-0)
 Davis _____ 4 (3-1)
 Canady _____ 1 (1-0)

7TH SPOT:
 Spearman _____ 20 (18-2)
 Allred _____ 12 (11-1)
 Quiroga _____ 7 (7-0)
 Burns _____ 6 (5-1)
 Lis _____ 5 (4-1)
 Pannell _____ 5 (4-1)
 Toney _____ 4 (3-1)
 Terry _____ 2 (2-0)
 Canady _____ 1 (1-0)
 Johnson _____ 1 (1-0)
 Valdez _____ 1 (1-0)

8TH SPOT:
 Toney _____ 23 (21-2)
 Allred _____ 10 (9-1)
 Spearman _____ 10 (9-1)
 Quiroga _____ 5 (4-1)
 Valdez _____ 5 (4-1)
 Canady _____ 4 (4-0)
 Burns _____ 2 (2-0)
 Terry _____ 2 (2-0)
 Halleman _____ 1 (1-0)
 Lis _____ 1 (1-0)
 Davis _____ 1 (0-1)

9TH SPOT:
 Terry _____ 18 (16-2)
 Toney _____ 16 (13-3)
 Allred _____ 9 (9-0)
 Valdez _____ 7 (5-2)
 Halleman _____ 5 (5-0)
 Canady _____ 3 (3-0)
 Quiroga _____ 2 (2-0)
 Spearman _____ 2 (1-1)
 Johnson _____ 1 (1-0)
 Garcia _____ 1 (1-0)

SCORIGAMI

Score	# of times	Last time	Record
0-0	1	3/14/1983	0-0-1
1-0	97	5/29/2025	46-51
2-0	77	3/7/2025	25-52
3-0	72	4/15/2026	30-42
4-0	49	5/9/2026	24-25
5-0	44	4/20/2026	24-20
6-0	31	4/24/2026	14-17
7-0	37	5/7/2026	15-22
8-0	75	5/2/2026	41-34
9-0	22	3/21/2026	12-10
10-0	34	4/14/2026	22-12
11-0	13	2/16/2025	6-7
12-0	10	3/24/2026	5-5
13-0	7	4/20/2024	2-5
14-0	4	5/8/2026	3-1
15-0	8	3/8/2024	7-1
16-0	2	4/22/2026	2-0
17-0	1	3/6/2020	1-0
18-0	6	2/28/2026	6-0
19-0	1	4/1/1997	1-0
20-0	2	2/21/2025	1-1
21-0	1	4/10/2022	0-1
23-0	2	5/4/2024	1-1
24-0	1	2/26/2026	1-0
1-1	3	2/9/1997	0-0-3
2-1	93	6/4/2025	51-42
3-1	50	5/31/2025	22-28
4-1	61	3/29/2025	30-31
5-1	36	3/20/2022	12-24
6-1	35	2/24/2025	15-20
7-1	25	4/26/2026	10-15
8-1	25	2/18/2024	19-6
9-1	35	3/31/2026	28-7
10-1	18	4/3/2026	7-11
11-1	16	4/22/2026	9-7
12-1	6	3/18/2023	4-2
13-1	3	2/7/2026	2-1
14-1	2	2/14/2026	1-1
15-1	1	3/27/1997	1-0
19-1	2	3/25/2018	1-1
24-1	2	3/1/2026	2-0
3-2	66	2/15/2026	32-34
4-2	51	4/14/2024	25-26
5-2	41	4/19/2025	19-22
6-2	31	4/12/2025	19-12
7-2	31	3/22/2026	16-15
8-2	20	5/14/2021	6-14
9-2	11	2/28/2024	4-7
10-2	24	5/23/2026	18-6
11-2	4	4/13/2019	4-0
12-2	4	4/28/2026	3-1
13-2	7	3/6/2022	5-2
14-2	2	5/17/2026	2-0
15-2	4	3/16/2024	1-3
16-2	1	3/27/2022	0-1
18-2	1	3/2/2024	1-0
3-3	1	3/18/1983	0-0-1
4-3	60	3/20/2025	30-30
5-3	43	3/3/2023	22-21
6-3	18	2/21/2026	10-8
7-3	22	4/27/2025	8-14
8-3	15	3/26/2023	10-5
9-3	3	4/9/2017	3-0
10-3	8	5/15/2026	4-4
11-3	12	4/19/2024	6-6
12-3	4	4/23/2025	3-1
13-3	3	2/5/2026	1-2
14-3	5	3/29/2025	3-2
16-3	1	2/25/2011	1-0
17-3	1	3/13/2016	0-1
18-3	1	3/31/1996	0-1
5-4	43	3/30/2024	28-15
6-4	16	4/21/2024	7-9
7-4	18	4/6/2025	9-9
8-4	22	4/1/2023	13-9
9-4	4	5/1/2025	2-2
10-4	7	6/6/2025	1-6
12-4	9	4/4/2026	6-3
13-4	2	5/9/2024	1-1
14-4	3	5/5/2024	1-2
15-4	2	4/20/1996	0-2

THE LAST TIME TEXAS TECH...

Won 5 or more consecutive games	6 games (Apr 22 - Apr 28, 2026)
Won 10 or more consecutive games	14 games (Mar 14 - Apr 10, 2026)
Won 15 or more consecutive games	24 games (Feb. 10 - Mar. 9, 2011)
Won 10 or more consecutive home games	11 games (Mar. 1 - Mar. 10, 2019)
Won 15 or more consecutive home games	19 games (Feb. 18 - Mar. 9, 2011)
Won 5 or more consecutive road games	5 games (Apr 22 - Apr 26, 2026)
Won 10 or more consecutive road games	10 games (Feb. 5 - Apr. 7, 2026)
Defeated a ranked opponent	at No. 6 Florida (May 24, 2026)
Defeated a ranked opponent at home	v. No. 12 Arizona (Mar. 14, 2026)
Defeated a ranked opponent on the road	at No. 6 Florida (May 24, 2026)
Defeated a top-10 opponent	at No. 6 Florida (May 24, 2026)
Defeated a top-10 opponent at home	vs. No. 5 Texas, 5-2 (April 11, 2012)
Defeated a top-10 opponent on the road	at No. 6 Florida (May 24, 2026)
Defeated a top-5 opponent	v. No. 2 Oklahoma (June 2, 2025)
Defeated a top-5 opponent at home	vs. No. 5 Texas, 5-2 (April 11, 2012)
Defeated a top-5 opponent on the road	at No. 5 Florida State (May 23, 2025)
Defeated a No. 1 ranked opponent	at No. 1 Arizona, 6-0 (Mar. 9, 1998)
Lost to a ranked opponent at home	v. No. 13 Oklahoma St. 10-1 (Mar. 9, 2025)
Lost to a ranked opponent on the road	at No. 6 Florida (May 24, 2026)
Lost to a No. 1 ranked team	at No. 1 Texas, 11-0 (Feb. 16, 2025)
Shutout a ranked opponent	v. Kansas, 14-0 (May 8, 2026)
Shutout an opponent at home	v. Baylor, 8-0 (May 2, 2026)
Shutout a Big 12 opponent at home	v. Baylor, 8-0 (May 2, 2026)
Shutout an opponent on the road	v. Kansas, 14-0 (May 8, 2026)
Shutout a Big 12 opponent on the road	v. Kansas, 14-0 (May 8, 2026)
Was shutout by a non-conference opponent at home	v. No. 12 Arizona, 9-0 (Mar. 14, 2026)
Was shutout by a Big 12 opponent at home	v. No. 12 Arizona, 9-0 (Mar. 14, 2026)
Was shutout by a non-conference opponent on the road	at Texas State, 3-0 (April 15, 2026)
Was shutout by a Big 12 opponent on the road	v. Arizona State, 4-0 (May 9, 2026)
Run-ruled an opponent at home	v. Ole Miss, 14-2 (May 17, 2026)
Run-ruled a Big 12 opponent at home	v. Baylor, 8-0 (May 2, 2026)
Run-ruled an opponent on the road	v. Kansas, 14-0 (May 8, 2026)
Run-ruled a Big 12 opponent on the road	v. Kansas, 14-0 (May 8, 2026)
Was run-ruled by an opponent	v. No. 12 Arizona, 9-0 (Mar. 14, 2026)
Was run-ruled by a non-conference opponent	at No. 1 Texas, 11-0 (Feb. 16, 2025)
Was run-ruled by a non-conference opponent at home	vs. North Texas, 11-3 (Mar. 6, 2022)
Was run-ruled by a Big 12 opponent at home	v. No. 12 Arizona, 9-0 (Mar. 14, 2026)
Swept a Big 12 three-game series at home	vs. BYU (Apr. 2-4, 2026)
Swept a Big 12 three-game series on the road	at Arizona State (Apr. 24-26, 2026)
Won off a walk-off	v. Ole Miss (May 16, 2026)
Won after trailing by at least four runs	8 v. Ole Miss (May 16, 2026)
Won after trailing by at least five runs	8 v. Ole Miss (May 16, 2026)
Won after being tied heading into the 7th inning	at No. 6 Florida (May 22, 2026)
Won after trailing heading into the 7th inning	v. Ole Miss (May 16, 2026)
OFFENSIVE	
Recorded at least 10 hits in a game	10, at No. 6 Florida (May 24, 2026)
Recorded at least 12 hits in a game	12, at No. 6 Florida (May 22, 2026)
Recorded at least 14 hits in a game	14, v. Ole Miss (May 17, 2026)
Recorded at least 16 hits in a game	15, at UTSA (Apr. 14, 2026)
Recorded at least 18 hits in a game	24, v. Texas A&M-Corpus Christi (Mar 1, 2026)
Recorded at least 20 hits in a game	24, v. Texas A&M-Corpus Christi (Mar 1, 2026)
Scored 10 or more runs in a game	16, at No. 6 Florida (May 24, 2026)
Scored 15 or more runs in a game	16, at No. 6 Florida (May 24, 2026)
Scored 19 or more runs in a game	24, v. Texas A&M-Corpus Christi (Mar 1, 2026)
Scored 20 or more runs in a game	24, v. Texas A&M-Corpus Christi (Mar 1, 2026)
Scored 6 or more runs in an inning	8 (3rd inning) v. Ole Miss (May 17, 2026)
Scored 8 or more runs in an inning	8 (3rd inning) v. Ole Miss (May 17, 2026)
Scored 10 or more runs in an inning	11 (6th inning), at Utah State (Apr. 13, 2026)
Scored 15 or more runs in an inning	16 (2nd inning), vs. Jackson State (Mar. 1, 2013)
Scored 8 or more runs in a loss	12, vs Kansas (Apr. 13, 2024)
Scored 10 or more runs in a loss	12, vs Kansas (Apr. 13, 2024)
Hit three home runs in a game	5, at No. 6 Florida (May 24, 2026)
Hit four home runs in a game	5, at No. 6 Florida (May 24, 2026)
Hit five home runs in a game	5, at No. 6 Florida (May 24, 2026)
Hit two home runs in an inning	2, Lis and Pannell (3rd inning), at No. 6 Florida (May 24, 2026)
Hit three home runs in an inning	3, Allred, Burns & Terry (6th inning), v. Texas A&M-Corpus Christi (Mar 1, 2026)
Hit back-to-back home runs	Allred & Williams (3rd inning), v. Tarleton State (Apr. 28, 2026)
Hit a grand slam	Lauren Allred v. Ole Miss (May 16, 2026)
Hit two grand slams in a game	2 - Herzog, Armijo vs Manhattan (Mar. 11, 2023)
Hit three grand slams in a game (school record)	3 - Hamilton (2x), Blythe vs. Tarleton State (Mar. 21, 2021)
Hit two grand slams in an inning (school record)	Hamilton, Blythe (3rd inning), v. Tarleton State (Apr. 21, 2021)
Hit a walk-off home run	Riley Ehlen vs. Tulsa (Mar. 12, 2022)
Hit an inside-the-park home run	Jackie Lis v. BYU (April 2, 2026)
Connected on five doubles in a game	7 v. Texas A&M-Corpus Christi (Mar 1, 2026)
Connected on two triples in a game	2- Mihyia Davis, Hailey Toney vs North Texas (Feb. 6, 2026)
Connected on three triples in a game	3, at CSUN (Mar. 9, 2018)
Hit back-to-back triples in a game	Payton Jackson, Arriana Villa vs. Abilene Christian (Mar. 7, 2021)
Totalled 30 or more bases in a game	31, at UTEP (Apr. 22, 2026)

THE LAST TIME TEXAS TECH...

Drew 10 or more walks in a game _____ 10, v. BYU (April 2, 2026)
 Plunked by five or more pitches in a game _____ 5, vs. Iowa State (Apr. 26, 2014)
 Had three sacrifice flies in a game _____ 4, v. Houston (Mar. 6, 2026)
 Had three sacrifice hits in a game _____ 3, vs. No. 1 Washington (Feb. 16, 2020)
 Had five sacrifice hits in a game _____ 5, vs. Nebraska (Apr. 2, 2000)
 Stole five bases as a team _____ 7 v. Marist (May 15, 2026)
 Stole six bases as a team _____ 7 v. Marist (May 15, 2026)
 Stole seven or more bases as a team _____ 7 v. Marist (May 15, 2026)
 Left 10 runners on base _____ 10, vs North Texas (Feb. 26, 2025)
 Left 13 runners on base _____ 13, vs Kansas (Apr. 13, 2024)
 Left 15 runners on base _____ 15, at UNLV (Mar. 22, 2013)
 Struck out nine times in a game _____ 9, v. No. 25 Arizona State (May 9, 2026)
 Struck out 10 times in a game _____ 11, v. No. 8 Nebraska (Feb. 15, 2026)
 Struck out 12 times in a game _____ 18, at No. 1 Texas (Feb. 14, 2025)
 Struck out 14 or more times in a game _____ 18, at No. 1 Texas (Feb. 14, 2025)

DEFENSIVE

Recorded three errors in a game _____ 4 at Utah (Apr. 11 2026)
 Recorded four errors in a game _____ 4 at Utah (Apr. 11 2026)
 Recorded five or more errors in a game _____ 5 vs No. 22 Maryland (Mar. 18, 2023)
 Went three-consecutive games without an error _____ 3 games, (May 15-17, 2026)
 Went four-consecutive games without an error _____ 4 games, (Mar. 24-Mar. 29, 2026)
 Went five-consecutive games without an error _____ 5 games, (Feb. 6-Feb. 8, 2026)
 Turned two doubles plays in a game _____ 2, v. Brown (May 16, 2025)

PITCHING

Tossed a shutout _____ v. Kansas (May 8, 2026)
 Tossed three-consecutive shutouts _____ v. Baylor, Baylor and Kansas (May 2-8, 2025)
 Tossed a no-hitter _____ v. Baylor (May 2, 2026)
 Tossed a perfect game _____ v. Baylor (May 2, 2026)
 Tossed a one-hitter _____ at UTEP (Apr. 22, 2026)
 Held an opponent to five or less hits in a loss _____ 5, at Texas State (Apr 15, 2026)
 Struck out 10 or more batters _____ 10, at UTEP (Apr. 22, 2026)
 Struck out 12 or more batters _____ 13 v. Texas A&M - Corpus Christi (Feb. 28, 2026)
 Struck out 15 or more batters _____ 16, at Kansas, game 1 (Apr. 17, 2021)
 Allowed 10 runs in a game _____ 10, at No. 6 Florida (May 23, 2026)
 Allowed 12 or more runs in a game _____ 14, vs No. 1 Texas (May 5, 2024)
 Allowed 6 runs in an inning _____ 7 (5th inn.) at Utah State (Apr. 13, 2025)
 Allowed 7 runs in an inning _____ 7 (5th inn.) at Utah State (Apr. 13, 2025)
 Allowed 8 runs in an inning _____ 12 (1st inn.) vs No. 1 Oklahoma (Mar. 16, 2024)
 Allowed 10 hits in a game _____ 14, at No. 6 Florida (May 24, 2026)
 Allowed 13 hits in a game _____ 14, at No. 6 Florida (May 24, 2026)
 Allowed 15 or more hits in a game _____ 20, vs No. 1 Texas (May 5, 2024)
 Allowed four doubles in a game _____ 4, vs. No. 1 Texas (May 5, 2024)
 Allowed five or more doubles in a game _____ 6, vs Kansas (Apr. 13, 2024)
 Allowed two triples in a game _____ 2, at BYU (Mar. 7, 2024)
 Allowed three triples in a game _____ 3, vs. Georgia Tech (Feb. 14, 2009)
 Allowed four home runs in a game _____ 6, vs. No. 1 Texas (May 4, 2024)
 Allowed five or more home runs in a game _____ 6, vs. No. 1 Texas (May 4, 2024)
 Allowed an inside-the-park home run _____ vs. No. 25 Oklahoma State (Mar. 29, 2018)
 Issued eight walks to an opponent _____ 8, vs. No. 1 Oklahoma (Mar. 17, 2024)
 Issued 10 walks to an opponent _____ 13, vs. No. 1 Oklahoma (Mar. 15, 2024)
 Hit five or more batters in a game _____ 5, at Kansas (Apr. 28, 2018)
 Failed to strikeout a single batter in a game _____ at No. 1 Texas (Feb. 16, 2025)
 Failed to issue a single walk in a game _____ v. Baylor (May 2, 2026)

THE LAST TIME A RED RAIDER...

OFFENSIVE

Recorded four hits in a game _____ 4, Lauren Allred at Utah State (Apr. 13, 2026)
 Recorded five hits in a game (school record) _____ 5, Shelby Johnson vs. IPFW (Mar. 9, 2013)
 Totaled two doubles in a game _____ 3, Desirae Spearman, v. Texas A&M-Corpus Christi (3/1/26)
 Totaled three doubles in a game (school record) _____ 3, Desirae Spearman, v. Texas A&M-Corpus Christi (3/1/26)
 Recorded two triples in a game (school record) _____ 2, Logan Hall vs. Utah Valley (Feb. 18, 2011)
 Connected on two home runs in a game _____ 2, Mia Williams, v Baylor (May 7, 2026)
 Connected on three home runs in a game _____ 3, Jessica Hartwell vs. No. 16 Baylor (Apr. 6, 2018)
 Recorded two grand slams in a game (school record) _____ 2, Karli Hamilton vs. Tarleton State (Mar. 21, 2021)
 Had five RBI in a game _____ 5, Jackie Lis at No. 6 Florida (May 24, 2026)
 Had six RBI in a game _____ 6, Jackie Lis v. BYU (April 2, 2026)
 Had seven RBI in a game _____ 7, Desirae Spearman, v. Texas A&M-Corpus Christi (2/28/26)
 Had nine RBI in a game (school record) _____ 9, Karli Hamilton vs. Tarleton State (Mar. 21, 2021)
 Recorded 10 or more total bases _____ 10, Jackie Lis, at No. 6 Florida (May 24, 2026)
 Had two stolen bases in a game _____ 2, Logan Halleman at No. 6 Florida (May 24, 2026)
 Had three or more stolen bases in a game _____ 3, Logan Halleman v. Marist (May 15, 2026)
 Had a player hit for the cycle _____ Mihyia Davis v. UT Arlington (Apr. 23, 2025)

PITCHING

Tossed a complete game shutout _____ Kaitlyn Terry, v. Kansas (May 8, 2026)
 Tossed a complete game with two or fewer hits _____ Kaitlyn Terry, v. Kansas (May 8, 2026)
 Tossed a no-hitter _____ NiJaree Canady, v. Baylor (May 2, 2026)
 Tossed a perfect game _____ NiJaree Canady, v. Baylor (May 2, 2026)
 Struck out 10 or more batters _____ 11, NiJaree Canady v. Utah (April 12, 2026)

SCORIGAMI (CONT.)

Score	# of times	Last time	Record
16-4	1	3/14/2015	1-0
17-4	1	2/14/2025	1-0
18-4	1	3/24/2017	1-0
6-5	36	3/23/2025	24-12
7-5	21	4/25/2026	11-10
8-5	18	3/28/2024	12-6
9-5	11	2/8/2020	4-7
10-5	3	3/7/2024	2-1
11-5	2	2/25/2023	1-1
12-5	3	2/13/2018	2-1
13-5	5	3/11/2023	4-1
14-5	5	3/12/2024	4-1
15-5	2	4/21/2013	2-0
16-5	1	4/10/2011	1-0
17-5	1	3/17/2011	1-0
7-6	17	3/2/2025	7-10
8-6	11	2/18/2023	6-5
9-6	7	5/18/2025	5-2
10-6	5	2/20/2015	2-3
11-6	3	4/14/2019	3-0
12-6	1	3/7/2026	1-0
13-6	3	3/15/2014	2-1
14-6	3	3/14/2016	2-1
15-6	3	2/22/2025	3-0
16-6	1	5/1/2016	0-1
17-6	1	3/29/2026	1-0
21-6	1	3/29/2015	0-1
8-7	14	5/1/2026	7-7
9-7	5	4/1/2016	2-3
10-7	1	3/3/2017	0-1
11-7	2	4/28/2018	1-1
12-7	2	2/18/2023	1-1
13-7	2	2/6/2015	0-2
15-7	2	5/24/2026	2-0
17-7	1	4/13/2026	1-0
19-7	1	3/30/2012	1-0
9-8	5	2/10/2024	2-3
10-8	4	5/22/2026	3-1
11-8	1	2/22/2009	0-1
12-8	1	4/6/2018	0-1
16-8	3	3/5/2019	2-1
19-8	1	2/26/2011	1-0
10-9	6	5/16/2026	5-1
11-9	4	3/20/2021	0-4
12-9	4	3/29/2024	2-2
13-9	2	3/7/2015	1-1
14-9	1	4/6/2007	0-1
15-9	1	2/27/2009	0-1
16-9	1	3/17/2006	1-0
11-10	2	4/10/2018	1-1
12-10	1	3/17/2017	0-1
15-10	1	2/8/2019	1-0
12-11	1	3/5/2017	0-1
16-11	1	4/15/2023	0-1
13-12	1	5/5/2007	1-0
15-12	1	4/13/24	0-1
14-13	1	3/2/2018	0-1
16-14	1	2/19/2023	1-0
19-18	1	4/2/2016	1-0

HOME RUN LOG

HOME RUN BREAKDOWN

Regular season	118
Post season	18
Home	56
Away	56
Neutral	27
vs. Big 12	58
vs. Non conference	58
Leadoff	19
0 outs	45
1 out	53
2 outs	39
Solo	42
Two-run	56
Three-run	34
Grand slam	5
1st inning	26
2nd inning	24
3rd inning	27
4th inning	21
5th inning	14
6th inning	15
7th inning	9
Extra innings	
Walk-off	--
LF	44
LC	8
CF	41
RF	10
RC	7
vs. lefty	18
vs. righty	115
Ahead in count	47
Behind in count	21
Tied count	21
Full count	18
First pitch	25
Inside the park	1
Pinch hit	2
Fr.	--
So.	6
Jr.	103
Sr./Gr.	27

RECORD WHEN

Hit 1 home run	10-0
Hit 2 home runs	13-1
Hit 3 home runs	11-0
Hit 4+ home runs	13-0

NO. PLAYER	GMF	DATE	OPPONENT	PITCHER	ON BASE	INN	OUTS	COUNT	SCORE	FINAL	
1. TONEY, Haile	1	Feb 05	McNeese	Davis, L	.13	1	1	2-2	0-0	W13-3	
2. PANNELL, Tay	1	Feb 05	McNeese	Taylor, B	0.0	3	2	0-1	0-0	W13-3	
3. WILLIAMS, Mi	1	Feb 05	McNeese	Chapman	.1	5	1	0-1	0-0	W13-3	
4. JOHNSON, Ala	1	Feb 05	McNeese	Taylor, B	0.0	5	2	1-1	0-0	W13-3	
5. WILLIAMS, Mi	2	Feb 06	North Texas	Lewinski, B	0.0	3	1	2-0	0-0	W10-2	
6. CANADY, Nija	2	Feb 06	North Texas	Lewinski, B	.123	4	0	0-0	0-0	W10-2	
7. QUIROGA, Lag	2	Feb 06	North Texas	Smith, K	0.0	5	2	1-0	0-0	W10-2	
8. BURNS, Jasmyn	3	Feb 06	UL-Monroe	* Bord, Bristin	...	4	0	2-1	0-0	W13-1	
9. DAVIS, Mihyi	4	Feb 07	Texas A&M	* LESSENTINE	0.0	3	1	2-1	0-0	W13-2	
10. WILLIAMS, Mi	4	Feb 07	Texas A&M	LESSENTINE	0.0	1	0	3-2	0-0	W3-2	
11. PANNELL, Tay	5	Feb 07	Providence	HOPKINS, Ala	.12	4	0	1-0	0-0	W13-1	
12. QUIROGA, Lag	6	Feb 08	Bryant	TRACY	.1	4	1	3-2	0-0	W12-0	
13. ALLRED, Laur	9	Feb 13	Florida Atlantic	Lambert, A	.1	2	0	0-0	0-0	W8-0	
14. SPEARMAN, De	9	Feb 13	Florida Atlantic	Inscoe, M	.12	3	1	0-0	0-0	W8-0	
15. DAVIS, Mihyi	10	Feb 14	NC State	Gore	.1	1	0	1-2	0-0	W14-1	
16. BURNS, Jasmyn	10	Feb 14	NC State	Gore	.1	3	1	2-1	0-0	W14-1	
17. SPEARMAN, De	10	Feb 14	NC State	Talley	0.0	3	2	3-2	0-0	W14-1	
18. BURNS, Jasmyn	13	Feb 19	Fresno State	* Carranco,Lauryn	0.0	2	0	0-1	1-2	W12-2	
19. WILLIAMS, Mia	13	Feb 19	Fresno State	Loza,Alyssa	.2	4	1	0-1	5-2	W12-2	
20. BURNS, Jasmyn	13	Feb 19	Fresno State	Ramirez,Alyssa	.123	4	1	2-1	7-2	W12-2	
21. PANNELL, Tay	14	Feb 20	Bethune Cookman	Gonzalez, M	...	1	2	0-1	0-0	W8-0	
22. QUIROGA, Lag	14	Feb 20	Bethune Cookman	Gonzalez, M	0.0	2	1	3-2	0-0	W8-0	
23. PANNELL, Tay	15	Feb 21	Cal State Fullerton	Hurtado, E	...	3	1	2-0	0-0	W6-3	
24. WILLIAMS, Mi	17	Feb 22	UC Riverside	Barner, Bree	...	1	0	0-0	0-0	W16-0	
25. SPEARMAN, De	17	Feb 22	UC Riverside	Barner, Bree	.1	1	1	2-0	0-0	W16-0	
26. QUIROGA, Lag	17	Feb 22	UC Riverside	Johnson, Bry	...	2	1	2-2	0-0	W16-0	
27. TONEY, Haile	18	Feb 26	Abilene Christian	Snipes	...	1	0	0-2	0-0	W24-0	
28. SPEARMAN, De	18	Feb 26	Abilene Christian	Snipes	.2	1	1	3-2	0-0	W24-0	
29. QUIROGA, Lag	18	Feb 26	Abilene Christian	Oliver	.2	1	1	3-0	0-0	W24-0	
30. LIS, Jackie	19	Feb 27	North Texas	Anderson, A	0.0	2	1	3-2	0-0	W10-2	
31. LIS, Jackie	19	Feb 27	North Texas	Anderson, A	...	3	2	1-2	0-0	W10-2	
32. WILLIAMS, Mi	19	Feb 27	North Texas	Anderson, A	...	5	2	0-0	0-0	W10-2	
33. WILLIAMS, Mi	20	Feb 28	Texas A&M CC	Whitehead	...	1	1	1-2	0-0	W18-0	
34. SPEARMAN, De	20	Feb 28	Texas A&M CC	Winfrey	.12	2	1	2-1	0-0	W18-0	
35. SPEARMAN, De	20	Feb 28	Texas A&M CC	Winfrey	.13	2	2	3-2	0-0	W18-0	
36. QUIROGA, Lag	22	Mar 01	North Texas	Lewinski, B	.12	1	2	1-1	0-0	W7-2	
37. BURNS, Jasmyn	22	Mar 01	North Texas	Lewinski, B	.1	6	0	2-1	0-0	W7-2	
38. WILLIAMS, Mi	23	Mar 01	Texas A&M CC	Whitehead	...	1	0	2-2	0-0	W24-1	
39. QUIROGA, Lag	23	Mar 01	Texas A&M CC	Whitehead	...	23	1	0-1	2-0	W24-1	
40. TERRY, Kaitlyn	23	Mar 01	Texas A&M CC	Ayala	...	1	2	1-0	0-0	W24-1	
41. QUIROGA, Lag	23	Mar 01	Texas A&M CC	* Ayala	...	2	0	2-2	0-0	W24-1	
42. LIS, Jackie	23	Mar 01	Texas A&M CC	Ayala	...	2	0	1-0	0-0	W24-1	
43. GARCIA, Maka	23	Mar 01	Texas A&M CC	Ayala	.13	2	2	2-2	0-0	W24-1	
44. DAVIS, Mihyi	23	Mar 01	Texas A&M CC	* Welker	0.0	3	0	1-0	0-0	W24-1	
45. ALLRED, Laur	23	Mar 01	Texas A&M CC	Welker	.13	4	1	0-2	0-0	W24-1	
46. TERRY, Kaitlyn	24	Mar 06	Houston	Brown,Neveah	.1	1	0	1-0	0-0	W10-0	
47. DAVIS, Mihyi	24	Mar 06	Houston	Lehman,Paris	...	3	2	0-0	5-0	W10-0	
48. WILLIAMS, Mia	24	Mar 06	Houston	* Lehman,Paris	0.0	4	0	0-0	7-0	W10-0	
49. DAVIS, Mihyi	24	Mar 06	Houston	Lehman,Paris	.1	5	1	0-1	7-1	W10-0	
50. QUIROGA, Lagi	26	Mar 07	Houston	Brown,Neveah	.1	5	1	1-1	2-2	W12-6	
51. WILLIAMS, Mia	26	Mar 07	Houston	Brown,Neveah	.2	6	2	2-1	4-2	W12-6	
52. QUIROGA, Lagi	26	Mar 07	Houston	* Solis,Gigi	0.0	7	0	0-1	6-6	W12-6	
53. TONEY, Haile	26	Mar 07	Houston	Solis,Gigi	.12	7	1	3-2	7-6	W12-6	
54. TERRY, Kaitlyn	28	Mar 14	Arizona	Holder,Rylie	0.0	1	1	1-0	0-2	W14-6	
55. PANNELL, Taylor	28	Mar 14	Arizona	* Holder,Rylie	0.0	2	0	1-0	2-5	W14-6	
56. SPEARMAN, Desirae	28	Mar 14	Arizona	Holder,Rylie	0.0	2	0	3-2	2-5	W14-6	
57. TERRY, Kaitlyn	28	Mar 14	Arizona	Adams,Jelen	.2	4	1	0-0	7-6	W14-6	
58. ALLRED, Lauren	28	Mar 14	Arizona	* Berry,Jenae	0.0	6	0	2-2	13-6	W14-6	
59. TERRY, Kaitlyn	29	Mar 14	Arizona	Berry,Jenae	...	4	2	2-0	5-0	W8-0	
60. BURNS, Jasmyn	30	Mar 20	UCF	* Vega,Isabella	0.0	4	0	1-1	1-0	W4-3	
61. WILLIAMS, Mia	30	Mar 20	UCF	* Vega,Isabella	0.0	6	0	2-0	2-2	W4-3	
62. LIS, Jackie	30	Mar 20	UCF	Vega,Isabella	...	6	2	3-1	3-2	W4-3	
63. LIS, Jackie	32	Mar 22	UCF	Stuewe,Ava	...	1	2	2-1	0-0	W7-2	
64. WILLIAMS, Mia	33	Mar 24	Tarleton State	Schultz,Shelby	.2	1	1	1-1	0-0	W12-0	
65. LIS, Jackie	33	Mar 24	Tarleton State	Schultz,Shelby	.2	3	2	2-1	3-0	W12-0	
66. BURNS, Jasmyn	33	Mar 24	Tarleton State	* Schultz,Shelby	0.0	7	0	3-2	7-0	W12-0	
67. SPEARMAN, Desirae	34	Mar 27	Iowa St.	Schurman,Lauren	.1	4	0	4-2	3-1	W9-1	
68. LIS, Jackie	34	Mar 27	Iowa St.	Mullen,Ava	.2	5	1	3-2	5-1	W9-1	
69. QUIROGA, Lagi	34	Mar 27	Iowa St.	Mullen,Ava	.1	5	1	0-1	7-1	W9-1	
70. WILLIAMS, Mia	35	Mar 28	Iowa St.	* Palumbo,Liv	0.0	5	0	0-1	9-2	W10-2	
71. TERRY, Kaitlyn	36	Mar 29	Iowa St.	Schurman,Lauren	0.0	1	1	0-0	0-1	W17-6	
72. TONEY, Haile	36	Mar 29	Iowa St.	Ralston,Jaiden	...	23	2	2	0-0	8-1	W17-6
73. DAVIS, Mihyi	36	Mar 29	Iowa St.	Ralston,Jaiden	0.0	2	2	0-0	11-1	W17-6	
74. WILLIAMS, Mia	36	Mar 29	Iowa St.	Holtz,Hailey	.12	4	0	1-1	13-5	W17-6	
75. LIS, Jackie	36	Mar 29	Iowa St.	Holtz,Hailey	0.0	4	2	2-0	18-5	W17-6	
76. TONEY, Haile	37	Mar 31	Abilene Christian	Snipes	.2	3	2	3-2	0-0	W9-1	
77. LIS, Jackie	38	Apr 02	BYU	Mares,Gianna	0.0	3	1	2-2	3-1	W11-1	
78. LIS, Jackie	38	Apr 02	BYU	Tavita,Rita	.123	6	1	0-0	7-1	W11-1	
79. SPEARMAN, Desirae	39	Apr 03	BYU	Shuler,Hailey	.1	2	0	0-1	0-0	W10-1	
80. TERRY, Kaitlyn	39	Apr 03	BYU	Shuler,Hailey	...	23	2	1	1-0	2-0	W10-1
81. WILLIAMS, Mia	40	Apr 04	BYU	Mares,Gianna	.1	1	2	0-1	0-1	W12-4	
82. BURNS, Jasmyn	40	Apr 04	BYU	Villegas,Jada	.13	4	2	1-2	6-4	W12-4	
83. WILLIAMS, Mia	41	Apr 10	Utah	Jones,Shelbee	.1	3	1	0-0	2-0	W10-2	
84. LIS, Jackie	41	Apr 10	Utah	Jones,Shelbee	0.0	3	1	2-1	4-0	W10-2	
85. DAVIS, Mihyi	41	Apr 10	Utah	Miranda,Raci	.2	6	2	0-0	7-0	W10-2	
86. LIS, Jackie	41	Apr 10	Utah	Miranda,Raci	0.0	7	1	2-0	9-2	W10-2	
87. PANNELL, Taylor	43	Apr 12	Utah	* Jones,Shelbee	0.0	2	0	0-1	0-0	W7-1	
88. LIS, Jackie	43	Apr 12	Utah	Jones,Shelbee	.1	6	0	1-2	1-0	W7-1	
89. ALLRED, Lauren	43	Apr 12	Utah	Jones,Shelbee	0.0	1	1	2-0	0-0	W16-0	
90. WILLIAMS, Mia	43	Apr 12	Utah	Maestretti,Hailey	.1	7	0	3-1	4-1	W7-1	
91. LIS, Jackie	43	Apr 12	Utah	Maestretti,Hailey	0.0	7	0	3-2	6-1	W7-1	
92. BURNS, Jasmyn	44	Apr 13	Utah State	LIMOSNERO,Carly	.1	2	2	1-0	0-0	W17-7	
93. ALLRED, Lauren	44	Apr 13	Utah State	LIMOSNERO,Carly	.12	6	1	2-0	10-7	W17-7	
94. BURNS, Jasmyn	44	Apr 13	Utah State	LISH,Jordyn	0.0	6	1	2-0	13-7	W17-7	
95. TERRY, Kaitlyn	44	Apr 13	Utah State	LISH,Jordyn	0.0	1	0	0-0	17-7	W17-7	
96. DAVIS, Mihyi	45	Apr 14	UTSA	Stout,Reagan	.2	2	2	3-2	3-0	W10-0	
97. BURNS, Jasmyn	45	Apr 14	UTSA	Schmitt,Meredith	.1	4	1	3-0	6-0	W10-0	
98. LIS, Jackie	47	Apr 22	UTEP	Presswood, R	.13	2	2	2-2	0-0	W16-0	
99. SPEARMAN, De	47	Apr 22	UTEP	Presswood, R	.12	2	2	3-2	0-0	W16-0	
100. TERRY, Kaitlyn	47	Apr 22	UTEP	Jones, Hanna	.1	3	1	2-0	0-0	W16-0	
101. BURNS, Jasmyn	47	Apr 22	UTEP	Angulo, Kend	.2	5	2	3-0	0-0	W16-0	
102. SPEARMAN, De	47	Apr 22	UTEP	Angulo, Kend	0.0	5	2	2-0	0-0	W16-0	
103. WILLIAMS, Mi	48	Apr 22	UTEP	Jones, Hanna	.13	1	0	0-0	0-0	W11-1	
104. TONEY, Haile	48	Apr 22	UTEP	Vega, Tatyana	0.0	4	1	3-2	0-0	W11-1	
105. PANNELL, Taylor	49	Apr 24	Arizona State	Brown,Kenzie	.1	4	2	0-0	0-0	W6-0	
106. SPEARMAN, Desirae	49	Apr 24	Arizona State	Brown,Kenzie	.2	6	2	0-0	2-0	W6-0	
107. PANNELL, Taylor	51	Apr 26	Arizona State	Silva,Aissa	...	3	2	0-0	2-1	W7-1	
108. WILLIAMS, Mia	51	Apr 26	Arizona State	* Silva,Aissa	0.0	6	0	4-0	4-1	W7-1	
109. TERRY, Kaitlyn	52	Apr 28	Tarleton State	Dowell,Abigail	...	1	1	2-1	0-0	W12-2	
110. ALLRED, Lauren	52	Apr 28	Tarleton State	Dowell,Abigail	...	3	2	1-0	2-0	W12-2	
111. ALLRED, Lauren	52	Apr 28	Tarleton State	Riney,Gracie	.12	3	2	3-1	5-2	W12-2	
112. WILLIAMS, Mia	52	Apr 28	Tarleton State	McKean,Taylor	0.0	3	2	1-0	8-2	W12-2	
113. BURNS, Jasmyn	52	Apr 28	Tarleton State	McKean,Taylor	.2	4	1	2-2	10-2	W12-2	
114. BURNS, Jasmyn	53	Apr 30	Baylor	Tanner,Peyton	.12	6	0	0-0	2-0	W5-0	
115. BURNS, Jasmyn	54	May 01	Baylor	Ross,Sadie	.12	3	0	1-1	1-1	L7-8	
116. WILLIAMS, Mia	54	May 01	Baylor	Ross,Sadie	0.0	4	1	0-0	4-1	L7-8	
117. BURNS, Jasmyn	55	May 02	Baylor	Tanner,Peyton	.123	1	0	0-0	0-0	W8	

2026 RESULTS

Date	Opponent	Score	Inns	Overall	Big 12	Pitcher of record	Attend	Time
Feb 05, 2026	at McNeese	w 13-3	5	1-0-0	0-0-0	Canady, Nija (W 1-0)	1805	2:00
Feb 06, 2026	vs North Texas	w 10-2	5	2-0-0	0-0-0	Lincoln, Sam (W 1-0)	0	1:21
Feb 06, 2026	vs UL-Monroe	w 13-1	5	3-0-0	0-0-0	Terry, Kaitl (W 1-0)	0	2:00
Feb 07, 2026	at #11 Texas A&M	w 3-2	7	4-0-0	0-0-0	Canady, Nija (W 2-0)	2880	1:46
Feb 07, 2026	vs Providence	w 13-1	5	5-0-0	0-0-0	Terry, Kaitl (W 2-0)	0	1:36
Feb 08, 2026	vs Bryant	w 12-0	5	6-0-0	0-0-0	Lincoln, Sam (W 2-0)	0	1:23
Feb 12, 2026	vs #6 Florida State	w 3-2	7	7-0-0	0-0-0	Terry, Kaitl (W 3-0)	2142	2:08
Feb 12, 2026	vs Northwestern	w 5-0	7	8-0-0	0-0-0	Canady, Nija (W 3-0)	2143	2:19
2/13/2026	at Florida Atlantic	w 8-0	5	9-0-0	0-0-0	Canady, Nija (W 4-0)	0	1:25
Feb 14, 2026	vs NC State	w 14-1	5	10-0-0	0-0-0	Terry, Kaitl (W 4-0)	5341	1:37
Feb 14, 2026	vs James Madison	w 5-0	7	11-0-0	0-0-0	Lincoln, Sam (W 3-0)	5000	2:10
Feb 15, 2026	vs #11 Nebraska	L 2-3	7	11-1-0	0-0-0	Canady, Nija (L 4-1)	4908	1:57
Feb 19, 2026	vs Fresno State	w 12-2	5	12-1-0	0-0-0	Canady, Nija (W 5-1)	0	1:30
Feb 20, 2026	vs Bethune Cookman	w 8-0	5	13-1-0	0-0-0	Lincoln, Sam (W 4-0)	0	1:17
Feb 21, 2026	vs Cal State Fullerton	w 6-3	7	14-1-0	0-0-0	Terry, Kaitl (W 5-0)	0	2:23
Feb 21, 2026	vs San Diego St.	w 5-0	7	15-1-0	0-0-0	Canady, Nija (W 6-1)	0	2:30
Feb 22, 2026	vs UC Riverside	w 16-0	5	16-1-0	0-0-0	Terry, Kaitl (W 6-0)	0	1:50
Feb 26, 2026	ABILENE CHRISTIAN	w 24-0	5	17-1-0	0-0-0	Canady, Nija (W 7-1)	1626	1:47
Feb 27, 2026	NORTH TEXAS	w 10-2	5	18-1-0	0-0-0	Terry, Kaitl (W 7-0)	1697	1:35
Feb 28, 2026	TEXAS A&M CC	w 18-0	5	19-1-0	0-0-0	Canady, Nija (W 8-1)	1600	1:45
Feb 28, 2026	DETROIT MERCY	w 9-0	5	20-1-0	0-0-0	Terry, Kaitl (W 8-0)	1827	1:25
Mar 01, 2026	TEXAS A&M CC	w 24-1	5	21-1-0	0-0-0	Spearman, De (W 1-0)	1600	1:54
Mar 01, 2026	NORTH TEXAS	w 7-2	7	22-1-0	0-0-0	Terry, Kaitl (W 9-0)	1815	1:45
*Mar 04, 2026	at Houston	w 10-0	5	23-1-0	1-0-0	Canady, Nija (W 9-1)	0	
*Mar 06, 2026	at Houston-2	w 11-1	5	24-1-0	2-0-0	Terry, Kaitl (W 10-0)	-	
*Mar 07, 2026	at Houston	w 12-6	7	25-1-0	3-0-0	Terry, Kaitl (W 11-0)	0	
*Mar 13, 2026	#12 ARIZONA	L 0-9	5	25-2-0	3-1-0	Canady, Nija (L 9-2)	1758	1:35
*Mar 14, 2026	#12 ARIZONA-1	w 14-6	6	26-2-0	4-1-0	Lincoln, Sam (W 5-0)	-	2:08
*Mar 14, 2026	#12 ARIZONA-2	w 8-0	5	27-2-0	5-1-0	Canady, Nija (W 10-2)	2122	1:45
*Mar 20, 2026	at #21 UCF	w 4-3	7	28-2-0	6-1-0	Canady, Nija (W 11-2)	850	2:13
*Mar 21, 2026	at #21 UCF	w 9-0	6	29-2-0	7-1-0	Terry, Kaitl (W 12-0)	840	2:14
*Mar 22, 2026	at #21 UCF	w 7-2	7	30-2-0	8-1-0	Lincoln, Sam (W 6-0)	751	2:27
Mar 24, 2026	at Tarleton State	w 12-0	7	31-2-0	8-1-0	Canady, Nija (W 12-2)	750	2:07
*Mar 27, 2026	IOWA STATE	w 9-1	5	32-2-0	9-1-0	Canady, Nija (W 13-2)	1311	1:35
*Mar 28, 2026	IOWA STATE	w 10-2	5	33-2-0	10-1-0	Terry, Kaitl (W 13-0)	1743	1:55
*Mar 29, 2026	IOWA STATE	w 17-6	5	34-2-0	11-1-0	Lincoln, Sam (W 7-0)	1565	1:55
*Mar 31, 2026	at Abilene Christian	w 9-1	5	35-2-0	11-1-0	Terry, Kaitl (W 14-0)	885	1:30
*Apr 02, 2026	BYU	w 11-1	6	36-2-0	12-1-0	Canady, Nija (W 14-2)	1310	1:35
*Apr 03, 2026	BYU	w 10-1	5	37-2-0	13-1-0	Terry, Kaitl (W 15-0)	1779	1:34
*Apr 04, 2026	BYU	w 12-4	5	38-2-0	14-1-0	Canady, Nija (W 15-2)	1684	1:56
*Apr 10, 2026	at Utah	w 10-2	7	39-2-0	15-1-0	Canady, Nija (W 16-2)	1271	2:21
*Apr 11, 2026	at Utah	L 0-4	7	39-3-0	15-2-0	Terry, Kaitl (L 15-1)	1013	4:47
*Apr 12, 2026	at Utah	w 7-1	7	40-3-0	16-2-0	Canady, Nija (W 17-2)	0	2:30
Apr 13, 2026	at Utah State	w 17-7	6	41-3-0	16-2-0	Terry, Kaitl (W 16-1)	619	2:30
Apr 14, 2026	at UTSA	w 10-0	5	42-3-0	16-2-0	Terry, Kaitl (W 17-1)	576	1:32
Apr 15, 2026	at Texas State	L 0-3	7	42-4-0	16-2-0	Nija Canady (L 17-3)	0	2:00
Apr 22, 2026	at UTEP-1	w 16-0	5	43-4-0	16-2-0	Kaitl Terry (W 18-1)	1050	1:46
Apr 22, 2026	at UTEP-2	w 11-1	5	44-4-0	16-2-0	Nija Canady (W 18-3)	1050	1:31
*Apr 24, 2026	at #24 Arizona State	w 6-0	7	45-4-0	17-2-0	Kaitl Terry (W 19-1)	2051	1:57
*Apr 25, 2026	at #24 Arizona State	w 7-5	7	46-4-0	18-2-0	Nija Canady (W 19-3)	2035	2:34
*Apr 26, 2026	at #24 Arizona State	w 7-1	7	47-4-0	19-2-0	Nija Canady (W 20-3)	2019	2:06
Apr 28, 2026	TARLETON STATE	w 12-2	5	48-4-0	19-2-0	Kaitl Terry (W 20-1)	1491	1:36
*Apr 30, 2026	BAYLOR	w 5-0	7	49-4-0	20-2-0	Kaitl Terry (W 21-1)	1723	1:45
*May 01, 2026	BAYLOR	L 7-8	7	49-5-0	20-3-0	Nija Canady (L 20-4)	1807	2:39
*May 02, 2026	BAYLOR	w 8-0	5	50-5-0	21-3-0	Nija Canady (W 21-4)	2122	1:39
May 07, 2026	vs #8 Baylor	w 7-0	7	51-5-0	21-3-0	Nija Canady (W 22-4)	0	1:45
May 08, 2026	vs #5 Kansas	w 14-0	5	52-5-0	21-3-0	Kaitl Terry (W 22-1)	0	1:44
May 09, 2026	vs #6 Arizona State	L 0-4	7	52-6-0	21-3-0	Nija Canady (L 22-5)	2065	2:19
May 15, 2026	vs #4 Marist	w 10-3	7	53-6-0	21-3-0	Kaitl Terry (W 23-1)	2122	4:01
May 16, 2026	vs #2 Ole Miss	w 10-9	(8)	54-6-0	21-3-0	Nija Canady (W 23-5)	0	3:08
May 17, 2026	vs #2 Ole Miss	w 14-2	5	55-6-0	21-3-0	Kaitl Terry (W 24-1)	2229	2:15
May 22, 2026	at FLORIDA	w 10-8	7	56-6-0	21-3-0	Nija Canady (W 24-5)	1830	2:30
May 23, 2026	at FLORIDA	L 2-10	7	56-7-0	21-3-0	Nija Canady (L 24-6)	2225	2:31
May 24, 2026	at FLORIDA	w 16-7	5	57-7-0	21-3-0	Nija Canady (W 25-6)	1864	4:45

RECORD WHEN...

Overall	57-7
Conference	21-3
Non-Conference	36-4
Home games	17-2
Away games	22-3
Neutral site	18-2
Day games	46-5
Night games	11-2
vs Left starter	6-2
vs Right starter	51-5
1-Run games	4-2
2-Run games	2-0
5+Run games	50-2
Extra innings	1-0
Shutouts	21-4
Scoring 0-2 runs	0-6
..... 3-5 runs	7-0
..... 6-9 runs	16-1
..... 10+ runs	34-0
Opponent 0-2 runs	44-0
..... 3-5 runs	6-4
..... 6-9 runs	7-2
..... 10+ runs	0-1
After 4 leading	51-1
..... trailing	2-6
..... tied	4-0
After 5 leading	22-1
..... trailing	2-5
..... tied	1-0
After 6 leading	18-1
..... trailing	1-5
..... tied	2-0
Hit 0 home runs	9-6
... 1 home run	10-0
... 2+ home runs	38-1
Opponent 0 home runs	37-0
..... 1 home run	12-3
..... 2+ HRs	8-4
Made 0 errors	38-2
.... 1 error	12-1
.... 2+ errors	7-4
Opp. made 0 errors	16-4
..... 1 error	26-3
..... 2+ errors	15-0
Out-hit opponent	53-1
Out-hit by opponent	2-4
Hits are tied	2-2

* = Conference game
() extra inning game

2026 QUICK FACTS

GENERAL INFORMATION //

School _____ Texas Tech University
 Location _____ Lubbock, Texas
 Founded _____ 1923
 Enrollment _____ 41,045
 Nickname _____ Red Raiders
 Colors _____ Scarlet & Black
 Official Mascot _____ Masked Rider (horse and rider)
 Unofficial Mascot _____ Raider Red (cartoon figure)
 Facility _____ Rocky Johnson Field
 Affiliation _____ NCAA Division I
 Conference _____ Big 12
 Chancellor _____ Tedd L. Mitchell, M.D.
 President _____ Dr. Lawrence Schovanec
 Athletics Director _____ Kirby Hocutt
 Sr. Associate AD/SWA _____ Deedee Brown-Campbell
 Associate AD/Compliance _____ Jennifer Brashear
 Faculty Representative _____ Brian Shannon
 Ticket Office _____ 806-742-TECH
 Athletics Website _____ www.texastech.com
 Department Main Number _____ (806) 742-3355

FACILITY INFORMATION //

Name _____ Tracy Sellers Field
 Capacity _____ 2,122
 Opened _____ 2001
 Dimensions _____ L: 200 | C: 220 | R: 200

PROGRAM HISTORY //

Season of Softball _____ 34th (1981-85; 1996-Present)
 All-Time Record _____ 909-892-4
 Big 12 Conference Record (1996-Present) _____ 194-352
 NCAA Regional Appearances _____ Seven (1999, 2001, 2010, 2011, 2012, 2019, 2025, 2026)
 NCAA Division I Tournament Record _____ 26-15
 Last Appearance _____ 2026, NCAA WCWS (Oklahoma City, Okla.)

SOFTBALL STAFF //

Head Coach _____ Gerry Glasco (Second Season)
 Career Record _____ 411-109
 Texas Tech Record _____ 111-21
 Big 12 Record _____ 42-7
 X (formerly Twitter) _____ @GerryGlasco
 Assoc. Coach _____ Tara Archibald (2nd season)
 Asst. Coach _____ Hunter Veach (2nd season)
 Asst. Coach _____ Kayla Kowalik (2nd season)
 Director of Operations _____ Tari Morrman (1st Season)
 Strength and Conditioning _____ Tyler Cook (7th Season)
 Athletic Trainer _____ Erika Rowe

TEAM INFORMATION //

2025 Record _____ 54-14
 Big 12 Record _____ 20-4
 Big 12 Finish _____ 1st
 Big 12 Championship Finish _____ 1st
 Home Record _____ 20-2
 Away Record _____ 15-8
 Neutral Site Record _____ 19-4
 Postseason _____ 12-2
 Final Ranking _____ 2nd
 Letterwinners Returning/Lost _____ 10/7
 Position Starters Returning/Lost _____ 6/3
 Pitchers Returning/Lost _____ 3/0
 Newcomers _____ 20
 Top Returning Position Players _____
 Mihya Davis, Alana Johnson, Hailey Toney, Lauren Allred, Logan Halleman, Victoria Valdez, Makayla Garcia
 Top Returning Pitchers _____ NiJaree Canady, Samantha Lincoln, Chloe Riassetto
 Top Newcomers _____ Mia Williams, Taylor Pannell, Kaitlyn Terry, Jackie Lis, Jasmy Burns, Lagi Quiroga, Desirae Spearman

ATHLETIC COMMUNICATIONS //

Softball Contact _____ Jay Strader
 Email _____ jay.strader@ttu.edu

2026 INDIVIDUAL STATISTICS (ALL GAMES)

Player	avg	gp-gs	ab	r	h	2b	3b	hr	rbi	tb	slg%	bb	hp	so	gdp	ob%	sf	sh	sb-att	po	a	e	fld%	
Terry, Kaitl	.457	63-63	175	70	80	15	3	10	55	131	.749	37	3	13	0	.550	3	0	12-17	46	27	2	.973	
Lis, Jackie	.439	62-55	157	53	69	11	3	20	71	146	.930	40	1	11	2	.547	3	0	3-4	201	5	1	.995	
Williams, Mi	.435	64-64	191	86	83	22	0	24	82	177	.927	31	9	16	4	.517	7	3	21-23	74	65	10	.933	
Davis, Mihyi	.431	64-64	211	81	91	14	5	9	49	142	.673	24	2	16	0	.490	2	0	37-45	61	0	2	.968	
Allred, Laur	.388	60-50	129	53	50	10	1	10	46	92	.713	27	10	9	2	.518	2	0	5-6	74	0	1	.987	
Burns, Jasmy	.373	55-51	142	31	53	6	0	17	59	110	.775	22	5	16	5	.465	3	0	1-1	135	11	0	1.000	
Quiroga, Lagi	.371	36-33	70	30	26	4	0	12	34	66	.943	23	1	10	0	.515	3	1	3-3	132	7	0	1.000	
Pannell, Tay	.359	64-64	195	58	70	10	1	12	55	118	.605	22	4	9	3	.427	4	0	14-16	32	68	2	.980	
Spearman, De	.322	60-47	115	48	37	9	0	13	47	85	.739	29	3	23	2	.463	2	0	2-3	49	13	4	.939	
Toney, Haile	.302	64-58	139	42	42	7	1	6	36	69	.496	19	3	16	2	.393	2	5	18-19	56	67	11	.918	

Dobbs, Allys	1.000	1-0	1	0	1	0	0	0	2	1	1.000	0	0	0	0	1.000	0	0	0-0	0	0	0	.000	
Hinson, Bria	.500	4-0	2	1	1	0	0	0	0	1	.500	0	0	0	0	.500	0	0	0-0	0	0	0	.000	
Halleman, Lo	.409	53-12	22	22	9	0	0	0	0	9	.409	5	0	0	0	.519	0	1	13-13	27	2	0	1.000	
Garcia, Maka	.400	37-1	5	20	2	1	0	1	3	6	1.200	0	0	0	1	.400	0	0	0-0	9	0	1	.900	
Canady, Nija	.225	32-23	40	2	9	5	0	1	13	17	.425	6	2	10	2	.347	1	0	0-0	20	16	0	1.000	
Johnson, Ala	.214	10-6	14	6	3	0	0	1	2	6	.429	4	1	1	0	.421	0	0	1-1	5	0	0	1.000	
Valdez, Vict	.080	47-23	25	2	2	1	0	0	2	3	.120	5	1	6	0	.258	0	1	1-1	201	7	2	.990	
Conde, Angel	.000	3-0	2	1	0	0	0	0	0	0	.000	1	0	0	0	.333	0	0	0-0	0	1	0	1.000	
Riassetto, C	.000	2-0	1	0	0	0	0	0	0	0	.000	0	0	0	0	.000	0	0	0-0	2	0	1	.667	
Nik Schmidt	.000	2-0	0	1	0	0	0	0	0	0	.000	0	0	0	0	.000	0	0	0-0	3	0	0	1.000	
Hensley, Tim	.000	7-0	0	4	0	0	0	0	0	0	.000	0	0	0	0	.000	0	0	0-0	0	1	0	1.000	
Totals	.384	64	1636	611	628	115	14	136	556	1179	.721	295	45	156	23	.482	32	11	131-152	1128	302	39	.973	
Opponents	.187	64	1372	145	256	41	2	47	133	442	.322	103	28	457	10	.257	4	9	14-24	1063	447	71	.955	

(All games Sorted by Earned run avg)

Player	era	w-l	app	gs	cg	sho	sv	ip	h	r	er	bb	so	2b	3b	hr	b/avg	wp	bk	sfa	sha	
Terry, Kaitl	1.68	24-1	34	25	13	6/4	0	133.1	86	47	32	33	158	16	0	17	.179	2	9	0	3	6
Canady, Nija	1.78	25-6	39	27	12	6/6	2	161.0	92	53	41	47	226	12	1	18	.161	8	14	0	0	1
Lincoln, Sam	3.43	7-0	24	12	4	1/5	1	71.1	65	38	35	18	66	11	0	9	.238	2	5	0	1	1

Spearman, De	3.00	1-0	3	0	0	0/1	0	4.2	4	2	2	4	5	1	0	0	.222	0	0	0	0	0
Riassetto, C	4.94	0-0	7	0	0	0/2	0	5.2	9	5	4	1	2	1	1	3	.333	0	0	0	0	1

NCAA TOURNAMENT STATS

Player	avg	gp-gs	ab	r	h	2b	3b	hr	rbi	tb	slg%	bb	hp	so	gdp	ob%	sf	sh	sb-att	po	a	e	fld%	
Laur Allred	.500	6-5	18	7	9	2	0	2	8	17	.944	5	0	2	0	.609	0	0	0-0	6	0	0	1.000	
Jasmy Burns	.409	6-6	22	3	9	1	0	0	5	10	.455	3	0	0	1	.462	1	0	0-0	15	1	0	1.000	
Mihyi Davis	.409	6-6	22	9	9	1	0	0	3	10	.455	1	0	4	0	.417	1	0	3-3	5	0	0	1.000	
Mi Williams	.389	6-6	18	5	7	2	0	2	9	15	.833	3	5	2	0	.556	1	0	2-2	9	5	1	.933	
Kaitl Terry	.364	6-6	22	9	8	2	0	0	3	10	.455	3	0	1	0	.440	0	0	1-1	2	4	0	1.000	
Jackie Lis	.350	6-6	20	7	7	1	0	3	12	17	.850	7	0	3	0	.519	0	0	1-1	28	0	0	1.000	
Tay Pannell	.350	6-6	20	6	7	0	0	3	8	16	.800	3	1	1	0	.440	1	0	0-0	5	4	0	1.000	
Lo Halleman	.333	6-5	9	7	3	0	0	0	0	3	.333	2	0	0	0	.455	0	0	4-4	8	0	0	1.000	
Lagi Quiroga	.250	6-4	8	3	2	1	0	1	3	6	.750	4	0	1	0	.500	0	0	0-0	14	1	0	1.000	
Haile Toney	.091	6-6	11	4	1	1	0	0	1	2	.182	0	1	1	0	.167	0	0	1-1	11	10	0	1.000	

Nija Canady	.333	2-0	3	0	1	1	0	0	3	2	.667	1	0	1	0	.500	0	0	0-0	1	1	0	1.000	
De Spearman	.000	6-0	5	1	0	0	0	0	0	0	.000	2	0	1	0	.286	0	0	0-0	1	4	0	1.000	
Vict Valdez	.000	4-2	0	0	0	0	0	0	0	0	.000	1	0	0	0	1.000	0	0	0-0	11	0	0	1.000	
Maka Garcia	.000	3-0	0	1	0	0	0	0	0	0	.000	0	0	0	0	.000	0	0	0-0	1	0	0	1.000	
Bria Hinson	.000	1-0	0	0	0	0	0	0	0	0	.000	0	0	0	0	.000	0	0	0-0	0	0	0	.000	
Totals	.354	6	178	62	63	12	0	11	55	108	.607	35	7	17	1	.469	4	0	12-12	117	33	1	.993	
Opponents	.320	6	169	39	54	9	0	12	39	99	.586	16	7	39	1	.401	0	1	2-2	113	40	11	.933	

(NCAA Tourn Sorted by Earned run avg)

Player	era	w-l	app	gs	cg	sho	sv	ip	h	r	er	bb	so	2b	3b	hr	b/avg	wp	bk	sfa	sha	
Kaitl Terry	4.67	2-0	4	4	0	0/0	0	15.0	16	13	10	7	14	4	0	6	.258	1	3	0	0	0
Nija Canady	7.16	3-1	5	2	0	0/0	0	14.2	19	15	15	4	17	2	0	5	.311	2	3	0	0	1
Sam Lincoln	8.25	0-0	3	0	0	0/0	1	9.1	19	11	11	5	8	3	0	1	.413	0	1	0	0	0
Totals	6.46	5-1	6	6	0	0/0	1	39.0	54	39	36	16	39	9	0	12	.320	3	7	0	0	1
Opponents	8.73	1-5	6	6	1	0/0	0	37.2	63	62	47	35	17	12	0	11	.354	3	7	0	4	0

2026 RECORD BOOK QR CODE



2026 GAME-BY-GAME HITTING

Date	Opponent	ab	r	h	rbi	2b	3b	hr	tb	bb	ibb	sb	cs	hbp	sac	sf	qdp	k	po	a	e	lob	avg
Feb 05	at McNeese	25	13	13	13	3	0	4	28	2	0	0	0	3	0	2	0	1	15	4	2	4	.520
Feb 06	vs North Texas	22	10	9	10	0	2	3	22	3	0	2	1	1	0	0	0	2	15	3	0	2	.468
Feb 06	vs UL-Monroe	27	13	15	12	4	0	1	22	3	0	0	1	1	1	0	1	1	15	6	0	4	.500
Feb 07	at Texas A&M	28	3	6	3	1	0	2	13	0	0	0	0	0	0	0	0	7	21	8	0	4	.422
Feb 07	vs Providence	23	13	11	13	2	1	1	18	6	0	4	1	2	0	1	1	2	15	3	0	4	.432
Feb 08	vs Bryant	19	12	11	11	4	1	1	20	6	0	2	0	1	0	1	0	1	15	8	0	3	.451
Feb 12	vs Florida State	21	3	4	3	2	0	0	6	6	0	3	1	0	0	0	1	4	21	4	1	6	.418
Feb 12	vs Northwestern	29	5	8	5	4	0	0	12	2	0	0	0	1	1	1	0	3	21	3	1	8	.397
2/13/2026	at Florida Atlantic	22	8	7	8	2	0	2	15	3	0	4	0	1	0	0	0	1	15	2	0	3	.389
Feb 14	vs NC State	25	14	11	11	0	0	3	20	4	0	1	0	0	0	0	0	3	15	4	0	3	.394
Feb 14	vs James Madison	24	5	7	4	2	0	0	9	6	0	5	0	0	0	1	0	5	21	8	0	8	.385
Feb 15	vs Nebraska	26	2	5	2	2	0	0	7	0	0	3	0	0	0	1	0	11	18	2	0	4	.368
Feb 19	vs Fresno State	22	12	10	11	1	0	3	20	5	0	4	0	1	0	0	0	1	15	4	0	4	.374
Feb 20	vs Bethune Cookman	19	8	7	7	2	0	0	15	4	0	4	0	0	0	0	0	1	15	7	2	3	.373
Feb 21	vs Cal State Fullerton	27	6	7	6	1	0	1	11	3	0	4	1	0	2	1	0	2	21	7	0	6	.365
Feb 21	vs San Diego St.	27	5	7	4	1	0	0	8	5	0	3	0	0	1	1	0	0	21	5	0	8	.358
Feb 22	vs UC Riverside	30	16	15	14	4	0	3	28	8	0	1	0	0	0	0	0	1	15	3	0	7	.368
Feb 26	ABILENE CHRISTIAN	26	24	16	22	5	2	3	34	10	0	4	0	2	0	1	0	1	15	3	1	3	.382
Feb 27	NORTH TEXAS	25	10	11	8	1	0	3	21	5	0	6	0	0	0	0	0	2	15	8	2	6	.385
Feb 28	TEXAS A&M CC	27	18	16	18	3	1	3	30	6	0	3	0	0	0	1	0	1	15	0	0	4	.397
Feb 28	DETROIT MERCY	15	9	7	8	2	0	0	9	5	0	5	1	2	0	3	0	0	15	4	0	4	.399
Mar 01	TEXAS A&M CC	37	24	24	24	7	0	8	55	3	0	0	0	0	0	0	0	1	15	9	1	4	.416
Mar 01	NORTH TEXAS	26	7	8	7	1	0	2	15	4	0	2	0	0	0	0	0	1	21	5	1	5	.411
*Mar 04	at Houston	25	10	10	10	0	0	4	22	5	0	4	0	0	0	1	0	1	15	3	0	6	.410
*Mar 06	at Houston	22	11	11	10	4	1	0	17	3	0	6	0	1	0	4	0	2	15	3	2	4	.414
*Mar 07	at Houston	34	12	14	12	1	0	4	27	6	0	2	1	0	1	0	0	1	21	6	3	8	.413
*Mar 13	ARIZONA	19	0	4	0	1	0	0	5	1	0	0	0	0	0	0	0	4	15	2	2	5	.408
*Mar 14	ARIZONA	26	14	13	11	1	0	5	29	6	0	0	0	2	0	0	0	2	18	7	0	5	.411
*Mar 14	ARIZONA	18	8	7	7	0	0	1	10	4	0	2	2	1	0	0	0	2	15	5	0	3	.411
*Mar 20	at UCF	28	4	7	3	0	0	3	16	2	0	0	2	1	0	0	0	3	21	6	0	6	.405
*Mar 21	at UCF	25	9	6	7	3	0	0	9	6	0	0	0	0	0	1	2	3	18	7	0	5	.399
*Mar 22	at UCF	26	7	5	5	0	0	1	8	10	0	3	0	0	1	0	0	4	21	7	1	9	.392
Mar 24	at Tarleton State	35	12	17	12	3	0	3	29	3	0	2	0	0	0	0	0	3	21	4	0	5	.396
*Mar 27	IOWA STATE	19	9	8	8	1	0	3	18	5	0	0	1	0	1	0	0	4	15	1	0	3	.397
*Mar 28	IOWA STATE	23	10	12	9	0	0	1	15	7	0	3	0	0	0	0	0	1	15	4	0	8	.400
*Mar 29	IOWA STATE	27	17	14	14	2	0	5	31	3	0	0	0	2	0	0	0	1	15	3	0	3	.404
Mar 31	at Abilene Christian	21	9	9	7	1	0	1	13	5	0	4	1	0	0	0	1	0	15	2	0	2	.404
*Apr 02	BYU	20	11	5	10	0	0	2	11	10	0	1	0	0	0	1	1	3	18	1	2	4	.401
*Apr 03	BYU	21	10	9	10	2	0	2	17	7	0	1	0	0	0	0	0	2	15	6	1	6	.402
*Apr 04	BYU	25	12	12	11	3	0	2	21	6	0	5	1	0	0	1	0	1	15	6	0	7	.404
*Apr 10	at Utah	32	10	12	8	2	2	4	30	1	0	0	1	0	0	0	0	2	21	4	0	2	.403
*Apr 11	at Utah	25	0	5	0	1	0	0	6	6	0	1	0	0	0	0	2	3	18	9	4	10	.398
*Apr 12	at Utah	29	7	8	7	0	1	5	25	2	0	1	0	3	0	0	1	4	21	6	3	6	.395
Apr 13	at Utah State	33	17	14	15	1	0	4	27	6	0	4	2	1	0	0	1	2	18	8	0	5	.395
Apr 14	at UTSA	29	10	15	10	1	0	2	22	6	0	2	0	0	0	1	0	2	15	4	1	11	.399
Apr 15	at Texas State	24	0	5	0	1	0	0	6	2	0	0	1	1	0	0	1	4	18	5	1	6	.395
Apr 22	at UTEP	27	16	12	15	2	1	5	31	4	0	3	0	3	0	1	0	0	15	1	0	4	.396
Apr 22	at UTEP	23	11	10	10	1	0	2	17	5	0	3	0	1	0	2	0	3	15	3	1	5	.397
*Apr 24	at Arizona State	27	6	8	6	3	0	2	17	3	0	2	1	1	1	0	0	10	21	6	0	5	.394
*Apr 25	at Arizona State	29	7	6	3	3	0	0	9	6	0	1	0	1	0	0	2	1	21	5	0	8	.390
*Apr 26	at Arizona State	29	7	10	6	3	0	2	19	2	0	1	1	1	0	0	1	3	21	8	1	4	.389
Apr 28	TARLETON STATE	21	12	10	11	2	0	5	27	5	0	3	0	0	1	0	0	0	15	3	1	3	.390
*Apr 30	BAYLOR	18	5	5	5	1	0	1	9	7	0	1	1	1	0	1	2	0	21	6	0	4	.389
*May 01	BAYLOR	31	7	12	7	0	0	2	18	4	0	2	0	1	0	0	2	4	21	7	2	8	.389
*May 02	BAYLOR	22	8	10	8	3	0	2	19	3	0	2	0	1	0	0	1	0	15	2	0	5	.390
May 07	vs Baylor	24	7	10	7	1	1	3	22	2	0	0	0	0	1	1	2	2	21	5	0	3	.390
May 08	vs Kansas	26	14	13	13	1	1	4	28	5	0	0	0	0	0	0	0	1	15	0	0	5	.392
May 09	vs Arizona State	23	0	2	0	1	0	0	3	3	0	0	0	1	0	0	0	9	21	4	2	6	.388
May 15	vs Marist	30	10	12	7	3	0	1	18	5	0	6	0	0	0	0	0	1	21	4	0	7	.388
May 16	vs Ole Miss	31	10	10	10	1	0	2	17	9	0	0	0	0	2	0	5	24	11	0	9	.386	
May 17	vs Ole Miss	29	14	14	12	3	0	0	17	8	0	2	0	0	0	1	0	3	15	3	0	9	.388
May 22	at FLORIDA	34	10	12	10	3	0	3	24	3	0	1	0	3	0	0	1	1	21	4	1	9	.387
May 23	at FLORIDA	27	2	5	2	1	0	0	6	2	0	0	0	3	0	1	0	5	21	7	0	10	.384
May 24	at FLORIDA	27	16	10	14	1	0	5	26	8	0	3	0	1	0	0	2	15	4	0	5	.384	
Totals		1636	611	628	556	115	14	136	1179	295	0	131	21	45	11	32	23	156	1128	302	39	345	.384

TEAM LEADERS

Hits		
Mihyia Davis	91	
Doubles		
Mia Williams	22	
Triples		
Mihyia Davis	5	
Home Runs		
Mia Williams	24	
RBI		
Mia Williams	82	
Runs		
Mia Williams	86	
Walks		
Jackie Lis	40	
Batting Average		
Kaitlyn Terry	.457	
Slugging %		
Jackie Lis	.930	
On-Base %		
Kaitlyn Terry	.550	
Stolen Bases		
Mihyia Davis	37	

TEAM LEADERS

2026 GAME-BY-GAME PITCHING

Innings Pitched

NiJaree Canady 161.0

ERA

Kaitlyn Terry 1.68

Wins

NiJaree Canady 25

Strikeouts

NiJaree Canady 226

Win %

Samantha Lincoln 100%

Batting Average

NiJaree Canady .161

Earned Runs (least amount)

Kaitlyn Terry 32

Walks (least amount)

Samantha Lincoln 18

Saves

NiJaree Canady 2

Appearances

NiJaree Canady 39

Date	Opponent	ip	h	r	er	bb	so	2b	3b	hr	wp	bk	hbp	dp	ibb	score	w-l	sv	era
Feb 05	at McNeese	5.0	5	3	3	7	5	2	0	0	1	0	0	1	0	13-3	1-0	0	4.20
Feb 06	vs North Texas	5.0	3	2	2	0	7	0	0	1	0	0	0	0	0	10-2	2-0	0	3.50
Feb 06	vs UL-Monroe	5.0	2	1	1	2	7	0	0	1	0	0	0	0	0	13-1	3-0	0	2.80
Feb 07	at Texas A&M	7.0	4	2	2	0	5	0	0	1	0	0	1	0	0	3-2	4-0	0	2.55
Feb 07	vs Providence	5.0	5	1	1	1	10	0	1	1	0	0	0	1	0	13-1	5-0	0	2.33
Feb 08	vs Bryant	5.0	2	0	0	0	4	1	0	0	0	0	0	0	0	12-0	6-0	0	1.97
Feb 12	vs Florida State	7.0	4	2	1	0	6	2	0	0	0	0	0	1	0	3-2	7-0	1	1.79
Feb 12	vs Northwestern	7.0	3	0	0	2	9	0	0	0	0	0	1	0	0	5-0	8-0	1	1.52
2/13/2026	at Florida Atlantic	5.0	2	0	0	0	7	0	0	0	0	0	0	1	0	8-0	9-0	1	1.37
Feb 14	vs NC State	5.0	2	1	1	1	8	1	0	0	0	0	0	0	0	14-1	10-0	1	1.38
Feb 14	vs James Madison	7.0	5	0	0	0	7	0	0	0	0	0	0	0	0	5-0	11-0	1	1.22
Feb 15	vs Nebraska	6.0	6	3	3	1	7	2	0	1	0	0	0	0	0	2-3	11-1	1	1.42
Feb 19	vs Fresno State	5.0	3	2	2	3	7	0	0	0	0	0	0	0	0	12-2	12-1	1	1.51
Feb 20	vs Bethune Cookman	5.0	3	0	0	0	5	0	0	0	0	0	0	0	0	8-0	13-1	1	1.42
Feb 21	vs Cal State Fullerton	7.0	8	3	3	2	9	1	0	1	1	0	0	1	0	6-3	14-1	2	1.55
Feb 21	vs San Diego St.	7.0	2	0	0	1	11	0	0	0	0	0	0	0	0	5-0	15-1	2	1.43
Feb 22	vs UC Riverside	5.0	0	0	0	2	6	0	0	0	0	0	0	1	0	16-0	16-1	2	1.36
Feb 26	ABILENE CHRISTIAN	5.0	1	0	0	1	9	0	0	0	0	0	0	0	0	24-0	17-1	2	1.29
Feb 27	NORTH TEXAS	5.0	4	2	1	0	3	0	0	1	0	0	0	1	0	10-2	18-1	2	1.30
Feb 28	TEXAS A&M CC	5.0	0	0	0	3	13	0	0	0	1	0	0	0	0	18-0	19-1	2	1.24
Feb 28	DETROIT MERCY	5.0	0	0	0	2	5	0	0	0	0	0	0	1	0	9-0	20-1	2	1.19
Mar 01	TEXAS A&M CC	5.0	3	1	1	2	5	0	0	0	0	0	0	1	0	24-1	21-1	2	1.20
Mar 01	NORTH TEXAS	7.0	7	2	2	2	5	2	0	0	0	0	1	0	0	7-2	22-1	2	1.24
*Mar 04	at Houston	5.0	0	0	0	1	6	0	0	0	0	0	2	0	0	10-0	23-1	2	1.19
*Mar 06	at Houston	5.0	3	1	0	0	7	0	0	0	0	0	1	0	0	11-1	24-1	2	1.15
*Mar 07	at Houston	7.0	5	6	5	6	8	1	0	1	1	0	2	0	1	12-6	25-1	2	1.33
*Mar 13	ARIZONA	5.0	6	9	4	2	9	2	0	3	0	0	2	0	0	0-9	25-2	2	1.47
*Mar 14	ARIZONA	6.0	8	6	6	1	5	0	0	3	1	0	0	0	0	14-6	26-2	2	1.68
*Mar 14	ARIZONA	5.0	2	0	0	0	2	0	0	0	0	0	3	0	0	8-0	27-2	2	1.63
*Mar 20	at UCF	7.0	6	3	3	0	8	2	1	1	0	0	0	0	0	4-3	28-2	2	1.69
*Mar 21	at UCF	6.0	4	0	0	0	5	0	0	0	0	0	1	0	0	9-0	29-2	2	1.63
*Mar 22	at UCF	7.0	5	2	0	0	7	1	0	0	0	0	0	0	0	7-2	30-2	2	1.57
Mar 24	at Tarleton State	7.0	2	0	0	1	9	0	0	0	0	0	0	0	0	12-0	31-2	2	1.51
*Mar 27	IOWA STATE	5.0	2	1	1	2	8	0	0	1	0	0	0	0	0	9-1	32-2	2	1.51
*Mar 28	IOWA STATE	5.0	4	2	2	3	3	2	0	1	0	0	0	0	0	10-2	33-2	2	1.54
*Mar 29	IOWA STATE	5.0	5	6	6	1	5	1	0	3	0	0	1	0	0	17-6	34-2	2	1.71
Mar 31	at Abilene Christian	5.0	3	1	1	0	11	1	0	0	0	0	0	0	0	9-1	35-2	2	1.70
*Apr 02	BYU	6.0	2	1	0	0	11	1	0	0	0	0	1	0	0	11-1	36-2	2	1.65
*Apr 03	BYU	5.0	2	1	0	1	4	1	0	0	0	0	1	0	0	10-1	37-2	2	1.62
*Apr 04	BYU	5.0	4	4	4	3	6	1	0	2	0	0	0	0	0	12-4	38-2	2	1.70
*Apr 10	at Utah	7.0	4	2	2	2	9	0	0	1	0	0	0	0	0	10-2	39-2	2	1.71
*Apr 11	at Utah	6.0	4	4	0	1	3	0	0	1	0	0	0	0	0	0-4	39-3	2	1.67
*Apr 12	at Utah	7.0	3	1	1	4	12	1	0	0	1	0	0	1	0	7-1	40-3	2	1.65
Apr 13	at Utah State	6.0	8	7	7	4	8	3	0	2	0	0	1	2	0	17-7	41-3	2	1.81
Apr 14	at UTSA	5.0	1	0	0	2	8	0	0	0	0	0	0	0	0	10-0	42-3	2	1.77
Apr 15	at Texas State	6.0	5	3	2	3	5	1	0	1	1	0	0	1	0	0-3	42-4	2	1.78
Apr 22	at UTEP	5.0	1	0	0	0	10	0	0	0	0	0	0	0	0	16-0	43-4	2	1.75
Apr 22	at UTEP	5.0	1	1	0	1	10	0	0	0	0	0	0	0	0	11-1	44-4	2	1.72
*Apr 24	at Arizona State	7.0	2	0	0	1	7	1	0	0	0	0	0	0	0	6-0	45-4	2	1.67
*Apr 25	at Arizona State	7.0	5	5	5	2	9	0	0	3	0	0	2	0	0	7-5	46-4	2	1.76
*Apr 26	at Arizona State	7.0	4	1	0	4	6	0	0	0	1	0	0	0	0	7-1	47-4	2	1.71
Apr 28	TARLETON STATE	5.0	2	2	1	3	6	0	0	0	0	0	0	0	0	12-2	48-4	2	1.71
*Apr 30	BAYLOR	7.0	1	0	0	1	9	0	0	0	0	0	0	0	0	5-0	49-4	2	1.67
*May 01	BAYLOR	7.0	12	8	4	1	8	1	0	2	1	0	0	1	0	7-8	49-5	2	1.72
*May 02	BAYLOR	5.0	0	0	0	0	9	0	0	0	0	0	0	0	0	8-0	50-5	2	1.69
May 07	vs Baylor	7.0	1	0	0	2	6	0	0	0	0	0	0	0	0	7-0	51-5	2	1.66
May 08	vs Kansas	5.0	2	0	0	1	9	0	0	0	0	0	1	0	0	14-0	52-5	2	1.63
May 09	vs Arizona State	7.0	9	4	1	2	10	1	0	3	0	0	0	0	0	0-4	52-6	2	1.62
May 15	vs Marist	7.0	5	3	3	3	9	1	0	0	1	0	0	0	0	10-3	53-6	3	1.65
May 16	vs Ole Miss	8.0	14	9	9	1	7	1	0	3	1	0	3	1	0	10-9	54-6	3	1.79
May 17	vs Ole Miss	5.0	3	2	2	2	5	1	0	1	0	0	3	0	0	14-2	55-6	3	1.80
May 22	at FLORIDA	7.0	9	8	5	3	7	1	0	4	0	0	1	0	0	10-8	56-6	3	1.87
May 23	at FLORIDA	7.0	14	10	10	4	6	3	0	2	0	0	0	0	0	2-10	56-7	3	2.02
May 24	at FLORIDA	5.0	9	7	7	3	5	2	0	2	1	0	0	0	0	16-7	57-7	3	2.12
Totals		376.0	256	145	114	103	457	41	2	47	12	0	28	15	1	611-145	57-7	3	2.12

NCAA POSTSEASON PROGRAM RESULTS/RECORDS

YEAR-BY-YEAR RESULTS

1999 - NCAA FRESNO REGIONAL

5-20	vs. #14 South Carolina	W, 1-0
5-21	vs. Pacific	W, 1-0
5-22	at #2 Fresno State	L, 1-3
5-22	vs. #14 South Carolina	W, 4-1
5-23	at #2 Fresno State	L, 0-5

2001 - NCAA TUCSON REGIONAL

5-17	vs. #10 Cal St.-Fullerton	L, 0-1
5-17	vs. St. Peter's College	W, 3-2
5-18	vs. Hawaii	W, 4-2
5-18	vs. #1 Arizona	L, 0-8 (6)

2010 - NCAA STANFORD REGIONAL

5-21	at #15 Stanford	L 4-5
5-22	vs. UC Davis	W 1-0
5-22	at #15 Stanford	W 6-3
5-23	vs. #19 Hawaii	L 1-7

2011 - NCAA TUCSON REGIONAL

5-20	vs. New Mexico State	L, 0-9 (6)
5-21	vs. Harvard	W, 7-0
5-21	vs. New Mexico State	W, 6-5
5-22	at #10 Arizona	L, 2-10 (6)

2012 - NCAA SEATTLE REGIONAL

5/18	vs. Maryland	W, 6-1
5/19	at #18 Washington	L, 0-2
5/19	vs. Harvard	L, 0-2

2019 - NCAA BATON ROUGE REGIONAL

5/17	vs. Louisiana Tech	W, 3-0
5/18	vs. No. 10 LSU	L, 5-4 (13)
5/18	vs. Louisiana Tech	W, 3-1
5/19	vs. No. 10 LSU	W, 5-4
5/19	vs. No. 10 LSU	L, 5-1

2025 - NCAA LUBBOCK REGIONAL

5/16	vs. Brown	W, 6-0
5/17	vs. No. 18 Mississippi State	W, 10-1 (5)
5/18	vs. No. 18 Mississippi State	W, 9-6

2025 - NCAA TALLAHASSEE SUPER REGIONAL

5/22	at No. 5 Florida State	W, 3-0
5/23	at No. 5 Florida State	W, 2-1

2025 - NCAA WCWS - OKLAHOMA CITY

5/29	vs. No. 21 Ole Miss	W, 1-0
5/31	vs. No. 9 UCLA	W, 3-1
6/2	vs. No. 2 Oklahoma	W, 3-2
6/4	vs. No. 6 Texas	L, 1-2
6/5	vs. No. 6 Texas	W, 4-3
6/6	vs. No. 6 Texas	L, 4-10

2026 - NCAA LUBBOCK REGIONAL

5/15	vs. Marist	W, 10-3
5/16	vs. Ole Miss	W, 10-9 (8)
5/17	vs. Ole Miss	W, 14-2 (5)

2026 - NCAA GAINESVILLE SUPER REGIONAL

5/22	at No. 6 Florida	W, 10-8
5/23	at No. 6 Florida	L, 2-10
5/24	at No. 6 Florida	16-7 (5)

MISCELLANEOUS RECORDS

NCAA TOURNAMENT RECORD BY COACH

Renee Luers-Gillespie	3-2
Bobby Reeves	2-2
Shanon Hays	5-6
Adrian Gregory	3-2
Gerry Glasco	10-1

NCAA WCWS RECORD BY COACH

Gerry Glasco	4-2
--------------	-----

SINGLE-GAME RECORDS (TEAM)

BATTING

At Bats	46, at LSU (5/18/19)
Runs Scored	16, vs. Florida (5/24/26)
Runs in an inning	8 x2, last vs. Ole Miss (5/17/26)
Runs, both teams	23, vs. Florida (5/24/26)
Hits	14, x3, last vs. Ole Miss (5/17/26)
Hits, both teams	24, vs. Ole Miss (5/16/26)
RBI	12, vs. Ole Miss (5/17/26)
Doubles	3 x2, last vs. Ole Miss (5/17/25)
Triples	1, x5, last vs. Oklahoma (6/2/25)
Home Runs	5 vs. Florida (5/24/26)
Walks Drawn	9, vs. Ole Miss (5/16/26)
Strikeouts	9, at Arizona (5/18/01)
Stolen Bases	7, vs. Marist (5/15/26)
Caught Stealing	2, x2 last vs. UCLA (5/31/25)
Sacrifice Hits	4, x2, last at LSU (5/18/19)
Sacrifice Flies	1, x9, last vs. Ole Miss (5/16/26)
Hit by Pitch	2, x2, last vs. Texas (6/5/25)
Runners LOB	10, at LSU (5/18/19)

FIELDING

Putouts	38, at LSU (5/18/19)
Assists	15, x2, last vs. Brown (5/16/25)
Errors	3, twice, last at LSU (5/18/19)
Double plays turned	2, x3, last vs. Brown (5/16/25)

PITCHING

Innings Pitched	12.2, at LSU (5/18/19)
Runs Allowed	10, x3, last vs. Florida (5/24/26)
Earned Runs Allowed	10, x2, last vs. Texas (6/6/25)
Runs in an Inning	5, x2, last vs. Texas (6/6/25)
Walks Allowed	10, vs. Arizona (5/22/11)
Home Runs Allowed	5, vs. Hawaii (5/23/10)
Strikeouts	10, vs. Ole Miss (5/29/25)
Hits Allowed	14, vs. Ole Miss (5/16/26)
Hit Batters	3 x2, last vs. Ole Miss (5/17/26)
No-hitters Thrown	1, vs. South Carolina (5/20/99)
Perfect Games	1, vs. South Carolina (5/20/99)

MISCELLANEOUS

Most attended game	12,269 vs. Texas (6/6/25)
Longest game (time)	4:25, at LSU (5/18/19)
Longest game (innings)	13, at LSU (5/18/19)
Biggest lead after one inning	7-0 vs. Harvard (5/21/11)
Largest margin of victory	12, vs. Ole Miss (5/17/26)
Largest margin of defeat	8, x3, last v Florida (5/23/26)

TEXAS TECH RECORD WHEN...

Overall	26-15
Against the host team	6-8
In neutral site games	15-7
In tournament openers	7-3
In elimination games	11-3
In regional finals	3-5
Home team	14-6
Visiting team	14-11
1-Run games	11-3
2-Run games	5-3
Extra innings	1-0
Shutouts	7-6
Leading after the 4th	20-1
Trailing after the 4th	1-12
Tied after the 4th	5-2
Leading after the 5th	25-2
Trailing after the 5th	2-10
Tied after the 5th	2-1
Leading after the 6th	26-0
Trailing after the 6th	3-9
Tied after the 6th	1-2
Scoring 0-2 runs	5-12
Scoring 3-5 runs	13-3
Scoring 6-9 runs	8-0
Scoring 10+ runs	5-0
Opponent 0-2 runs	18-4
Opponent 3-5 runs	6-4
Opponent 6-9 runs	4-3
Opponent 10+ runs	0-3
Scored in 1st inning	13-3
Opponent scored in 1st inning	7-4
Scores first	20-5
Opponent scores first	6-10
Hit 0 home runs	14-12
Hit 1 home run	6-2
Hit 2+ home runs	7-0
Opponent 0 home runs	11-5
Opponent 1 home run	5-1
Opponent 2+ HRs	4-8
Out-hit opponent	20-0
Out-hit by opponent	5-15
Hits are tied	2-0
Opponent made 0 errors	7-5
Opponent made 1 error	10-6
Opponent made 2+ errors	10-5

SINGLE-GAME RECORDS

OFFENSIVE RECORDS (TEAM)

Longest game _____ 15 innings (5-3) vs. Southwest Texas (2/11/96)
 Runs _____ 24, x3, last v. Texas A&M-Corpus Christi (3/1/26)
 Runs by opponent _____ 23, vs. No. 1 Texas (5/4/24)
 Runs, both teams _____ 37, Texas Tech 19, Oklahoma State 18 (4/3/16)
 Runs in an inning _____ 20, vs. NCCU (3/12/10)
 Hits _____ 24, v. Texas A&M-Corpus Christi (3/1/26)
 Hits, both teams _____ 36, vs. Kansas (4/13/24)
 At bats _____ 57, vs. Southwest Texas (2/11/96)
 Doubles _____ 9, vs. Eastern New Mexico (3/30/05)
 Triples _____ 3, four times, vs. Eastern New Mexico (3/27/97), Utah Valley (2/18/11)
 _____ UT Arlington (3/6/14) and at CSUN (3/9/18)
 Home runs _____ 8, v. Texas A&M-Corpus Christi (3/1/26)
 Grand Slams _____ 3, vs. Tarleton State (3/21/21)
 RBI _____ 24, v. Texas A&M-Corpus Christi (3/1/26)
 Stolen Bases _____ 8, vs. Texas A&M-Corpus Christi (3/17/01)
 Sacrifice hits _____ 5, vs. Nebraska (4/2/00)
 Sacrifice flies _____ 3, x3, last v. Detroit Mercy (2/28/26)
 Walks _____ 18, vs. Colorado State (3/17/11)
 Strikeouts _____ 17, three times, last vs. Texas (4/13/17)

PITCHING RECORDS (TEAM)

Innings pitched _____ 15.0, vs. Southwest Texas (2/11/96)
 Runs _____ 23, vs. No. 1 Texas (5/4/24)
 Hits _____ 19, vs. No. 1 Oklahoma (4/10/22)
 Home runs allowed _____ 7, (twice) vs. Texas (4/22/11), vs. No. 1 Oklahoma (4/10/22)
 Walks _____ 12, vs. UTSA (2/6/15)
 Strikeouts _____ 16, twice, vs. Nebraska (4/10/98), at Kansas (4/17/21)

FIELDING RECORDS (TEAM)

Putouts _____ 45, vs. Southwest Texas (2/11/96)
 Assists _____ 30, vs. Southwest Texas (2/11/96)
 Errors _____ 9, vs. New Mexico (3/31/96)
 Double plays _____ 3, vs. No. 21 Baylor (4/6/24)
 Last triple play _____ vs. BYU (2/10/11)

OFFENSIVE RECORDS (INDIVIDUAL)

Runs scored _____ 5, Mikey Kenney at Iowa State (4/10/11)
 At bats _____ 7, Christine Evans, Elizabeth Slaton vs. Southwest Texas (2/11/96)
 Hits _____ 5, Stephanie Drewry vs. USF (2/27/09)
 _____ Shelby Johnson vs. IPFW (3/9/13)
 _____ Breanna Russell, at Iowa State (3/31/19)
 _____ Abbie Orrick, vs. Kansas (4/1/22)
 _____ Desirae Spearman, v. Texas A&M-Corpus Christi (3/1/26)
 Triples _____ 2, Denise Jackson vs. New Mexico (2/7/98)
 _____ Logan Hall vs. Utah Valley (2/18/11)
 Home runs _____ 3, Jessica Hartwell vs. Baylor (4/6/18)
 Grand slam _____ 2, Karli Hamilton vs. Tarleton State (3/21/21)
 RBI _____ 9, Karli Hamilton vs. Tarleton State (3/21/21)
 Stolen bases _____ 4, four times, last by Mihyia Davis vs. UIC (2/22/25)
 Walks _____ 4, seven times, last by Kaitlyn Terry at UCF (3/22/26)

PITCHING RECORDS (INDIVIDUAL)

Innings pitched _____ 15, Emily Hays vs. Southwest Texas (2/11/96)
 Strikeouts _____ 16, Missy Zoch at Kansas (4/17/21)
 Runs allowed _____ 14, Jenny Cannon vs. Missouri (4/20/96)
 Hits allowed _____ 17, Jenny Cannon vs. Iowa State (4/6/96)
 Home runs allowed _____ 6, Erin Edmondson vs. No. 1 Oklahoma (5/14/21)
 Walks allowed _____ 10, Mattison Maisel at Alabama (2/15/17)

FIELDING RECORDS (INDIVIDUAL)

Putouts _____ 17, twice, last by Jessica Hartwell at Kansas (4/27/18)
 Assists _____ 11, Emily Hayes vs. Southwest Texas (2/11/96)

TRACY SELLERS FIELD RECORDS

TRACY SELLERS FIELD RECORDS

Single-Season Winning Percentage
 2025 20-2 (.900) || 2020 - 6-0 (1.000)*
 *season cut short due to COVID-19 outbreak

Most Wins in a Single Season

26 - 2011

Most Losses in a Single Season

14 - 2017

First Game at Tracy Sellers Field

March 29, 2001 vs. Texas A&M (DH)

First Victory at Tracy Sellers Field


March 29, 2001 - Texas Tech 1, Texas A&M 0

ALL-TIME RECORD

284-200 (.584)

TOP 25 WINS AT TRACY SELELRS FIELD

March 29, 2001 - vs. #20 Texas A&M (1-0, 10 innings)
 March 19, 2003 - vs. #22 Texas A&M (4-1)
 April 1, 2006 - vs. #15 Texas A&M (3-2)
 April 22, 2010 - vs. #7 Oklahoma State (DH) (6-0, 4-1)
 April 1, 2011 - vs. #14 Oklahoma (5-0)
 April 11, 2012 - vs. #5 Texas (5-2)
 April 18, 2012 - vs. #19 Texas A&M (8-6)
 April 20, 2012 - vs. #25 Baylor (3-1)
 April 22, 2012 - vs. #25 Baylor (6-5)
 April 10, 2015 - vs. #25 Kansas (8-7)
 April 12, 2015 - vs. #25 Kansas (5-4)
 March 30, 2018 - vs. #25 Oklahoma State (4-3, 8 innings)
 April 6, 2019 - vs. #11 Texas (3-2)
 April 14, 2023 - vs. #18 Baylor (10-8)
 April 29, 2023 - vs. #7 Oklahoma State (4-3, 8 innings)



YEAR-BY-YEAR RECORD

YEAR	RECORD	WIN %
2001*	5-5	.500
2002	3-12	.200
2003	8-10	.444
2004	12-12	.500
2005	6-10	.375
2006	4-7	.364
2007	0-7	.000
2008	13-6	.684
2009	1-9	.100
2010	21-7	.750
2011	26-9	.743
2012	18-4	.818
2013	9-12	.429
2014	17-6	.739
2015	7-8	.467
2016	11-7	.611
2017	4-14	.222
2018	11-9	.533
2019	16-6	.615
2020+	6-0	1.000
2021	12-12	.500
2022	13-9	.591
2023	13-7	.650
2024	9-10	.474
2025	20-2*	.900
2026	20-2	.900
TOTAL	284-200	.584

* First game at "The Rock" was delayed until March 29, 2001, against No. 20 Texas A&M.

+ 2020 season cut short on March 13 due to COVID-19

* Game 1 against Detroit Mercy was technically listed as neutral site game due to schedule change

SINGLE-SEASON TEAM RECORDS

WIN-LOSS RECORDS

Best win/loss record	54-14, .794 (2025)
Worst win/loss record	4-44, .083 (1996)
Best overall home record	20-2, .900 (2025)
Worst overall home	0-7, .000 (2007)
Best Big 12 win/loss record	21-3, .875 (2026)
Worst Big 12 win/loss record	1-20, .048 (1996)
Best away record (neutral sites included)	36-4, .900 (2026)
Most mercy-run rule games	38 (2026)
Most games played	68 (2025)
Fewest games played	47 (2021)
Consecutive win streak	24 (2011)
Consecutive loss streak	18 (1996)
Most wins	57 (2026)
Most losses	44 (4-44 in 1996)
Most home wins	26 (2011)
Most home losses	19 (1996)
Consecutive home wins	19 (2/18/11 through 3/9/2011)
Most road wins	38 (away & neutral, 2026)
Most road losses	28 (away & neutral, 2006)
Consecutive road wins	12 (away & neutral, 1998)
Most Big 12 wins	21 (2026)
Most Big 12 losses	20 (1996)
Fewest Big 12 losses	3 (2026)
Consecutive Big 12 wins	12 (2025 & 2026)
Most Big 12 home wins	10 (2025 & 2026)
Most Big 12 home losses	11 (1996)
Fewest Big 12 home losses	2 (1999 & 2025 & 2026)
Consecutive Big 12 home wins	10 (April 4 - 26, 2025)
Most Big 12 road wins	11 (2026)
Most Big 12 road losses	9 (1996)
Fewest Big 12 road losses	1 (2026)
Consecutive Big 12 road wins	7 (2026)

OFFENSIVE RECORDS

Batting average	.384 (2026)
Runs	611 (2026)
Hits	628 (2026)
At bats	1773 (1999)
Doubles	115 (2026)
Triples	19 (2018)
Home runs	136 (2026)
RBI	559 (2026)
Total bases	1179 (2026)
Slugging pct.	.721 (2026)
Stolen bases	131 (2026)
Sacrifices	72 (2000)
Most times struck out	356 (2006)
Walks	295 (2026)
Hit by pitches	55 (2014)

PITCHING RECORDS

Consecutive hitless innings	11.0 (2026)
Consecutive shutout innings	33.0 (2025)
Shutouts	26 (2025)
Innings pitched	456.0 (1999)
Hits allowed	470 (2017)
Fewest hits allowed	243 (1996)
Runs allowed	348 (2016)
Fewest runs allowed	130 (1998)
Earned runs allowed	284 (2016)
Fewest earned runs allowed	88 (1998, 2001)
Walks allowed	184 (2017)
Fewest walks allowed	65 (1996)
Strikeouts	454 (2001)
Complete games	56 (1999)
Wild pitches	40 (2014)
Lowest earned run average	1.47 (2001)
Highest earned run average	7.58 (1996)
No-hitters	5 (2026)
Consecutive no-hitters	NiJaree Canady & Katilyn Terry (2/28/2026)
Perfect games	1, 6x, last (2026)

FIELDING RECORDS

Highest fielding percentage	.975 (2021)
Lowest fielding percentage	.895 (1996)
Double plays	34 (2025)
Putouts	1,366 (1999)
Assists	638 (2006)
Errors	123 (1997)
Fewest errors	31 (2021)

SINGLE-SEASON INDIVIDUAL RECORDS

HITTING

BATTING AVERAGE (MIN. 100 AB)

1.	Kim Martinez (1997)	.492
2.	Sydni Emanuel (2014)	.418
3.	Kailey Wyckoff (2024)	.407
4.	Jessica Hartwell (2018)	.400
5.	Karli Hamilton (2019)	.398
6.	Kailey Wyckoff (2023)	.393
7.	Mihyia Davis (2025)	.389
7.	Raven Richardson (2011)	.384
8.	Emily Bledsoe (2011)	.383
9.	Heaven Burton (2018)	.379
	Ashley Parker (2007)	.379

AT BATS

1.	Mihyia Davis (2025)	239
2.	Sandy Butler (1999)	219
3.	Sandy Butler (1998)	213
4.	Mihyia Davis (2026)	211
5.	Michaela Cochran (2018)	205
6.	Kristi Robles (2003)	202
7.	Kim Martinez (1999)	201
8.	Leah Legler (2008)	198
9.	Heaven Burton (2019)	197
10.	Jenny Kohler (1998)	196
	Karli Hamilton (2019)	196

HITS

1.	Mihyia Davis (2025)	93
2.	Kim Martinez (1997)	91
	Mihyia Davis (2026)	91
4.	Mia Williams (2026)	83
5.	Kaitlyn Terry (2026)	80
6.	Karli Hamilton (2019)	78
7.	Sandy Butler (1998)	75
8.	Heaven Burton (2018)	74
	Sandy Butler (1999)	74
10.	Michaela Cochran (2018)	73

RUNS SCORED

1.	Mia Williams (2026)	86
2.	Mihyia Davis (2026)	81
3.	Kaitlyn Terry (2026)	70
4.	Mihyia Davis (2025)	64
5.	Jessica Hartwell (2018)	63
6.	Mikey Kenney (2011)	60
7.	Karli Hamilton (2019)	58
	Taylor Pannell (2026)	58
9.	Emily Bledsoe (2011)	56
	Kim Martinez (1997)	56

RBI

1.	Mia Williams (2026)	82
2.	Jackie Lis (2026)	71
3.	Kim Martinez (1997)	70
4.	Sandy James (2011)	62
5.	Jessica Hartwell (2018)	61
6.	Jasmyn Burns (2026)	59
7.	Taylor Pannell (2026)	57
8.	Logan Hall (2011)	55
	Cydney Allen (2011)	55
	Adriana Perez (2012)	55
	Kaitlyn Terry (2026)	55

HOME RUNS

1.	Mia Williams (2026)	24
2.	Jessica Hartwell (2018)	20
	Jackie Lis (2026)	20
4.	Kierra Miles (2016)	17
	Jasmyn Burns (2026)	17
6.	Sandy James (2011)	16
	Ellie Bailey (2023)	16
8.	Mikey Kenney (2010)	15
	Kim Martinez (1997)	15
	Adriana Perez (2012)	15

TRIPLES

1.	Karli Hamilton (2019)	8
2.	Mihyia Davis (2025)	6
3.	Heaven Burton (2018)	5
	Karli Hamilton (2018)	5
	Kailey Wyckoff (2023)	5
	Mihyia Davis (2026)	5
6.	Jessica Hartwell (2018 & 2019)	4
	Kiani Ramsey (2016 & 17)	4
	Leah Legler (2008)	4
	Denise Jackson (1997 & 1998)	4
	Kim Martinez (1997)	4

DOUBLES

1.	Mia Williams (2026)	22
2.	Kim Martinez (1997)	21
3.	Emily Bledsoe (2010)	18
4.	Logan Hall (2012)	17
	Sandy James (2013)	17
6.	Logan Hall (2010)	16
	Jenny Kohler (1998)	16
8.	Emily Bledsoe (2011)	15
	Makinzy Herzog (2023)	15
	Mikey Kenney (2011)	15
	Kim Martinez (1999)	15
	Elyssa Sigala (2004)	15
	Kailey Wyckoff (2023)	15
	Kaitlyn Terry (2026)	15

TOTAL BASES

1.	Mia Williams (2026)	177
2.	Kim Martinez (1997)	165
3.	Jessica Hartwell (2018)	148
4.	Jackie Lis (2026)	146
5.	Mihyia Davis (2026)	142
6.	Mihyia Davis (2025)	131
	Kaitlyn Terry (2026)	131
8.	Karli Hamilton (2019)	128
9.	Kierra Miles (2016)	118
10.	Mikey Kenney (2013)	113

STOLEN BASES

1.	Mihyia Davis (2026)	37
2.	Sydni Emanuel (2014)	36
3.	Ashley Parker (2006)	34
4.	Mihyia Davis (2025)	28
5.	Sandy Butler (1998)	26
	Sandy Butler (2001)	26
7.	Jordan Bettiol (2016)	24
	Ashley Parker (2007)	24
9.	Kierra Miles (2017)	22
	Heaven Burton (2019)	22

SACRIFICE FLIES

1.	Mia Williams (2026)	7
2.	Breanna Russell (2019)	6
3.	Hailey Toney (2025)	5
	Jennifer Corkin (2007)	5
5.	Logan Hall (2011)	4
	Sandy James (2012)	4
	Emily Bledsoe (2012)	4
	Cassie McClure (2014)	4
	Taylor Pannell (2026)	4
10.	17 players tied	3

LONGEST HITTING STREAK

1.	Kaitlyn Terry (2026)	24 games
2.	Elysasa Sigala (2004)	21 games
3.	Karli Hamilton (2018)	19 games
4.	Heaven Burton (2018)	16 games
5.	Mihyia Davis (2025)	14 games
	Michaela Cochran (2018)	14 games
	Adriana Perez (2012)	14 games

PITCHING

EARNED RUN AVERAGE

(Min. 80 IP)

1.	Amanda Renfro (2001)	1.08
2.	NiJaree Canady (2025)	1.13
3.	Amanda Renfro (1998)	1.28
4.	Amanda Renfro (2000)	1.35
5.	Amanda Renfro (1999)	1.49
6.	Emily Hayes (1998)	1.71
7.	Emily Hayes (1997)	1.93
8.	Ashley Jacobs (2010)	2.01
9.	Emily Hayes (1999)	2.20

WINS

1.	Amanda Renfro (2001)	34
	NiJaree Canady (2025)	34
3.	Cara Custer (2012)	25
	NiJaree Canady (2026)	25
5.	Kaitlyn Terry (2026)	24
6.	Amanda Renfro (1998)	23
7.	Amanda Renfro (1999)	21
8.	Erin Edmondson (2019)	20
9.	Missy Zoch (2019)	18
10.	Erin Edmondson (2018)	17
	Ashly Jacobs (2007)	17

STRIKEOUTS

1.	Amanda Renfro (2001)	421
2.	NiJaree Canady (2025)	319
3.	Amanda Renfro (2000)	283
4.	Amanda Renfro (1999)	273
5.	Amanda Renfro (1998)	249
6.	NiJaree Canady (2026)	226
7.	Missy Zoch (2019)	163
8.	Erin Edmondson (2019)	161
9.	Kaitlyn Terry (2026)	158
10.	Cara Custer (2012)	156

WINNING PERCENTAGE

(Min. 25 Decisions)

1.	NiJaree Canady (2025)	.829 (34-7)
2.	Erin Edmondson (2019)	.800 (20-5)
3.	Cara Custer (2012)	.694 (25-11)
4.	Amanda Renfro (2001)	.654 (34-18)
5.	Missy Zoch (2019)	.643 (18-10)
6.	Amanda Renfro (1998)	.638 (23-13)
7.	Erin Edmondson (2018)	.586 (17-12)
8.	Danielle Brady (1997)	.571 (16-12)
9.	Erin Crawford (2005)	.560 (14-11)
10.	Ashly Jacobs (2007)	.531 (17-15)

WINNING PERCENTAGE

(Min. 10 Decisions)

1.	NiJaree Canady (2025)	.829 (34-7)
2.	Sage Hoover (2023)	.824 (14-3)
3.	Brittany Talley (2014)	.818 (9-2)
4.	Sarah Loseben (2005)	.800 (8-2)
	Erin Edmondson (2019)	.800 (20-5)
6.	Karli Merlich (2010)	.786 (11-3)
7.	Emily Hayes (1998)	.737 (14-5)
8.	Samantha Lincoln (2025)	.727 (8-3)
	Chloe Riassetto (2025)	.727 (8-3)
8.	Erin Edmondson (2020)	.714 (10-4)
10.	Brittany Talley (2012)	.706 (12-5)



JACKIE LIS
5'8" • UTL • R/R • SR
NEWBURGH, INDIANA



MIA WILLIAMS
5'10" • INF • R/R • JR
WINDERMERE, FLORIDA



MAKAYLA GARCIA
5'8" • INF/UTL • L/R • JR
LUBBOCK, TEXAS



LAGI QUIROGA
5'8" • C/UTL • R/R • JR
LOS ANGELES, CALI.



TAYLOR PANNELL
5'8" • INF • R/R • rJR
MILAN, ILLINOIS



LOGAN HALLEMAN
5'5" • OF • L/R • JR
FLOWER MOUND, TEXAS



DESIRAE SPEARMAN
5'8" • P/UTL • R/R • JR
EL PASO, TEXAS



MALLIE WEST
5'7" • LHP • L/L • FR
WILLIS, TEXAS



LAUREN ALLRED
5'9" • INF • L/R • rJR
TEXARKANA, TEXAS



JASMYN BURNS
5'3" • C • R/R • JR
MENIFEE, CALI.



VICTORIA VALDEZ
5'4" • C • R/R • SR
ALVIN, TEXAS



ALANA JOHNSON
5'5" • OF • R/R • SR
SUMMITT, MISSISSIPPI



SAMANTHA LINCOLN
6'0" • LHP • L/L • SO
TAUNTON, MASSACHUSETTS



NIJAREE CANADY
6'0" • RHP/LB • R/R • SR
TOPEKA, KANSAS



BRIANNA HINSON
5'6" • INF • L/R • FR
UPLAND, CALI.



ANGELYNA CONDE
5'6" • INF • R/R • FR
LA MIRADA, CALI.



HAILEY TONEY
5'7" • INF • L/R • SO
MAGNOLIA, TEXAS



NIKOLETTE SCHMIDT
5'7" • C • R/R • SR
SMITHVILLE, TEXAS



MIHYIA DAVIS
5'5" • OF • L/R • SR
LOVELADY, TEXAS



ALLYSON DOBBS
5'10" • C • R/R • FR
GRANBURY, TEXAS



KAITLYN TERRY
5'6" • P/UTL • L/L • JR
GLENDALE, ARIZONA



CHLOE RIASSETTO
5'6" • LHP • L/L • SR
FRIENDSWOOD, TEXAS



TIMBER HENSLEY
5'3" • P/INF • R/R • FR
DURANT, OKLAHOMA



GERRY GLASCO
Head Coach
Second Season



TARA ARCHIBALD
Assoc. Head Coach
Second Season



HUNTER VEACH
Asst. Coach
First Second Season



KAYLA KOWALIK
Asst. Coach
Second Season