

# Texas Tech

# RED RAIDER BASEBALL

4 CWS APPEARANCES (2014, 2016, 2018, 2019), 5 BIG 12 TITLES (1997, 1998, 2016, 2017, 2018)

## 2026 SCHEDULE / RESULTS

Overall: 19-13 | Big 12: 5-7 | H: 15-5 | A: 4-5 | N: 0-3

Dates	Time (CT)	TV	PxP	Analyst
Apr. 10	6:30 p.m.	ESPN+	John Harris	Mike Gustafson
Apr. 11	2 p.m.	ESPN+	John Harris	Mike Gustafson
Apr. 12	1 p.m.	ESPN+	John Harris	Mike Gustafson

Radio	PxP	Analyst
TTSN/Varsity App	Geoff Haxton	Jamie Lent
TTSN/Varsity App	Geoff Haxton	Jamie Lent
TTSN/Varsity App	Geoff Haxton	Jamie Lent

### FEBRUARY (7-3)

Fri. 13	vs. Oklahoma	FloBaseball	L, 3-10
Sat. 14	vs. No. 23 Vanderbilt	FloBaseball	L, 3-13 (8)
Sun. 15	vs. No. 7 Arkansas	FloBaseball	L, 5-6 (11)
Tue. 17	at UTRGV	ESPN+	W, 21-12
Fri. 20	Albany	ESPN+	W, 16-8
Sat. 21	Albany (DH)	ESPN+	W, 15-1 (7)
Sat. 21	Albany (DH)	ESPN+	W, 8-6
Sun. 22	Albany	ESPN+	W, 10-0 (8)
Fri. 27	CSU Bakersfield	ESPN+	W, 17-4 (7)
Sat. 28	CSU Bakersfield	ESPN+	W, 14-3 (7)



### TEXAS TECH RED RAIDERS

Head Coach \_\_\_\_\_ Tim Tadlock  
**Record (2026)** \_\_\_\_\_ 19-13 Overall / 5-7 Big 12  
**Home/Away/Neutral** \_\_\_\_\_ 15-5 / 4-5 / 0-3  
**Rankings:** \_\_\_ D1: NR • BA: NR • NCBWA: RV  
 \_\_\_ PG: NR • Coaches: NR

#### Team Leaders (2026)

B Avg. (min. 3 PA/gm) Ferraro/Rusinek (.426)  
 RBI \_\_\_\_\_ Connor Shouse (46)  
 ERA (15+ IP) \_\_\_\_\_ Jonny Lowe (3.66)



### WEST VIRGINIA MOUNTAINEERS

Head Coach \_\_\_\_\_ Steve Sabins  
**Record (2026)** \_\_\_\_\_ 22-7 Overall • 8-4 B12  
**Home/Away/Neutral** \_\_\_\_\_ 9-3 / 13-4 / 0-0  
**Rankings:** \_\_\_ D1: 17 • BA: 18 • NCBWA: 15  
 \_\_\_ Coaches: 19 PG: 16

#### Team Leaders (2026 Stats)

B Avg. (min. 3 PA/gm) \_\_\_\_\_ Gavin Kelly (.417)  
 RBI \_\_\_\_\_ Kelly (31)  
 ERA (min. 15 IP) \_\_\_\_\_ Maxx Yehl (2.30)

### MARCH (10-8)

Sun. 1	CSU Bakersfield	ESPN+	L, 8-15
Fri. 6	Penn State	ESPN+	W, 15-7
Sat. 7	Penn State	ESPN+	W, 21-6 (7)
Sun. 8	Penn State	ESPN+	W, 14-4 (7)
Tue. 10	No. 24 UTSA	ESPN+	L, 8-9
Wed. 11	No. 24 UTSA	ESPN+	W, 10-5
Fri. 13	Kansas (Big 12)	ESPN+	W, 11-4
Sat. 14	Kansas (Big 12)	ESPN+	W, 10-9
Sun. 15	Kansas (Big 12)	ESPN+	L, 7-18 (8)
Tue. 17	at Dallas Baptist	ESPN+	L, 10-16
Fri. 20	at Arizona (Big 12)	ESPN+	W, 9-5
Sat. 21	at Arizona (Big 12)	ESPN+	L, 6-14
Sun. 22	at Arizona (Big 12)	ESPN+	W, 12-10
Tue. 24	New Mexico	ESPN+	W, 12-2 (8)
Fri. 27	at TCU (Big 12)	ESPN+	L, 8-18 (7)
Sat. 28	at TCU (Big 12)	ESPN+	L, 9-10 (13)
Sun. 29	at TCU (Big 12)	ESPN+	L, 4-5
Tue. 31	ACU	ESPN+	W, 15-4 (8)

### APRIL (2-2)

Thu. 2	Houston (Big 12)	ESPN+	L, 6-8
Fri. 3	Houston (Big 12)	ESPN+	L, 10-13 (11)
Sat. 4	Houston (Big 12)	ESPN+	W, 11-2
Tue. 7	at New Mexico	MW Digital	W, 10-5
Fri. 10	No. 17 WVU (Big 12)	ESPN+	6:30 PM
Sat. 11	No. 17 WVU (Big 12)	ESPN+	2 PM
Sun. 12	No. 17 WVU (Big 12)	ESPN+	1 PM
Tue. 14	at ACU	ESPN+	6 PM
Wed. 15	UIW	ESPN+	6:30 PM
Fri. 17	at Utah (Big 12)	ESPN+	7 PM
Sat. 18	at Utah (Big 12)	ESPN+	3 PM
Sun. 19	at Utah (Big 12)	ESPN+	2 PM
Tue. 21	Tarleton State	ESPN+	6:30 PM
Fri. 24	Oklahoma State (Big 12)	ESPN+	1 PM
Sat. 25	Oklahoma State (Big 12)	ESPN+	1 PM
Sun. 26	Oklahoma State (Big 12)	ESPN+	1 PM
Tue. 28	Oklahoma#	TBD	6:35 PM

### MAY (0-0)

Fri. 1	at Baylor (Big 12)	ESPN+	6 PM
Sat. 2	at Baylor (Big 12)	ESPN+	2 PM
Sun. 3	at Baylor (Big 12)	ESPN+	1 PM
Tue. 5	DBU	ESPN+	6:30 PM
Thu. 7	BYU (Big 12)	ESPN+	6 PM
Fri. 8	BYU (Big 12)	ESPN+	6 PM
Sat. 9	BYU (Big 12)	ESPN+	1 PM
Thu. 14	at Cincinnati (Big 12)	ESPN+	5 PM
Fri. 15	at Cincinnati (Big 12)	ESPN+	5 PM
Sat. 16	at Cincinnati (Big 12)	ESPN+	Noon

20-23	Big 12 Championship	ESPN+	TBD
29-31	NCAA Regionals	TBD	TBD
5-8	NCAA Super Regionals	TBD	TBD
12-22	NCAA College World Series	TBD	TBD

May 20-23: Big 12 Tournament Presented by Allstate (Suprise Stadium/Surprise, AZ.)

May 29-31: NCAA Regionals (Campus Sites)

June 5-8: NCAA Super Regionals (Campus Sites)

June 12-22: NCAA College World Series (Omaha, Neb./Charles Schwab Field)

\* - Shriners' College Showdown (Globe Life Field/Arlington, Texas)

# - Riders Field (Home of the Frisco Roughriders - Frisco, Texas)  
 All times central, subject to change

### Date

Fri. Apr. 10  
 Sat. Apr. 11  
 Sun. Apr. 12

### Texas Tech Projected Starters

RHP Lukas Pirko (3-3, 6.75 ERA)  
 RHP Jackson Burns (2-2, 7.00 ERA)  
 RHP Adam Hayes (2-0, 5.06 ERA)

### West Virginia Projected Starters

RHP Dawson Montesa (3-4, 5.87 ERA)  
 RHP Maxx Yehl (5-0, 2.30 ERA)  
 RHP Chansen Cole (4-1, 3.32 ERA)

### Headlines in 1-2-3

\* Fresh off the an important 10-5 win over New Mexico on Tuesday afternoon, Texas Tech Baseball returns home for a weekend series with No. 17 West Virginia this Friday, Saturday and Sunday for the fifth of 10 Big 12 Conference weekend series. Entering the weekend at 5-7 overall, the Red Raiders are tied with Kansas State, BYU and Utah for eighth place in the crowded Big 12 standings. WVU, who enters the weekend at 8-4 in league play sits third in the standings behind UCF (10-2) and Kansas (9-3).

\* After scoring 10 times in the Tuesday afternoon win at New Mexico, Texas Tech brought its 2026 run total to 338 through the season's first 32 games. The entire 2025 season, Texas Tech scored just 344 total runs. If you take away the five runs Tech scored in the Big 12 Championship against Cincy, the Red Raiders scored just 339 times. Tech has also already eclipsed its 2025 home offensive runs scored total, as after hitting .306 with 189 total runs scored in 25 home games, the Red Raiders are hitting .397 (276-of-696) at Rip Griffin Park this season and have scored 238 times. Tech has also eclipsed its home hit total from a season ago as the Red Raiders have recorded 276 hits as compared to 269 hits a season ago.



\* In addition to the increased offensive output overall, the Red Raiders have also eclipsed their 2025 "crooked number" (3+runs) so far in 2026. After recording just 43 total crooked numbers in 2025, the Red Raiders have 49 innings with three or more runs scored this season after having three, three-run innings in the come-from-behind win over New Mexico on Tuesday afternoon. Most impressively, the Red Raiders have 30 crooked numbers without a home run including nine-straight three-plus run innings without the benefit of a long ball.

### Projected Texas Tech Lineup (By Position/2026 Stats)

Pos.	#	Name	CL	B/T	Ht./Wt.	Avg.	R	H	2B	HR	RBI	BB	Notes
C	26	Matt Quintanar	Jr.	R/R	6-1/216	.353	25	42	10	2	28	14	Struck out just 11 times in 119 ABs
1B	28	Robin Villeneuve	Gr.	R/L	6-2/215	.378	32	44	9	9	38	15	Third on team in AVG (.378)
2B	3	Tracer Lopez	So.	L/R	5-11/185	.307	35	39	12	1	23	20	Career-high 12 2Bs this year
SS	4	Linkin Garcia	Fr.	R/R	6-4/200	.358	41	49	12	3	43	14	Co-leader in hits (49)
3B	8	Connor Shouse	So.	R/R	6-2/190	.368	39	49	8	8	46	11	Team leader in hits (49) and RBI (46)
LF	10	Logan Hughes	Jr.	L/L	5-11/211	.358	44	43	11	9	43	33	Team leader in Walks (33) and runs (43)
CF	2	Kyler Thompson	Jr.	R/R	6-0/193	.367	35	44	9	0	17	16	Team high 17 SBs
RF	30	Jesse Rusinek	Fr.	L/L	6-2/215	.426	24	40	6	2	23	15	Co-leader in AVG (.426)
DH	15	Caden Ferraro	Jr.	L/L	6-2/215	.426	32	43	14	5	35	26	Went 9-14 with 7R and 7 RBI last week

SCHOOL	BIG 12	C-PCT.	HOME	AWAY	STK.	OVR.	PCT.	HOME	AWAY	N.	STK.
UCF	10-2	.833	6-0	4-2	W1	20-9	.690	15-3	4-4	1-2	W1
Kansas	9-3	.750	6-0	3-3	W5	23-10	.697	10-2	12-8	1-0	W7
West Virginia	8-4	.667	4-2	4-2	L1	22-7	.759	9-3	13-4	0-0	W1
Arizona State	7-5	.583	3-3	4-2	W1	24-10	.706	17-4	7-3	0-3	L1
TCU	7-5	.583	4-2	3-3	W2	20-12	.625	13-3	5-7	2-2	L1
Baylor	7-5	.583	3-3	4-2	W1	19-13	.594	13-5	5-3	1-5	W2
Oklahoma State	6-6	.500	5-1	1-5	W3	21-12	.636	15-3	5-7	1-2	L1
Kansas State	5-7	.417	2-4	3-3	L2	21-12	.636	9-6	6-5	6-1	W1
Texas Tech	5-7	.417	3-3	2-4	W1	19-13	.594	15-5	4-5	0-3	W2
Utah	5-7	.417	4-2	1-5	L3	16-13	.552	9-3	6-10	1-0	L3
BYU	5-7	.417	4-2	1-5	L1	15-16	.484	5-6	8-10	2-0	W1
Cincinnati	4-8	.333	3-3	1-5	L5	22-13	.629	12-4	9-9	1-0	W1
Houston	3-9	.250	1-5	2-4	L1	16-15	.516	7-9	4-4	5-2	W1
Arizona	3-9	.250	2-4	1-5	L1	11-21	.344	8-11	1-6	2-4	W1



**Numerical Roster**

No.	Name	POS	B/T	HT	WT	CL	EXP	Hometown / High School / Previous School
1	Coleman Ryan	INF	R/R	6-1	170	So.	1L	Tomball, Texas/Tomball HS
2	Kyeler Thompson	OF	R/R	6-0	193	Jr.	1L	Santa Fe, Texas/ Santa Fe High School (Galveston College)
3	Tracer Lopez	INF	L/R	5-11	185	Sr.	3L	Rosebud, Texas/C.H. Yoe HS
4	Linkin Garcia	INF	R/R	6-5	218	Fr.	HS	Newport Beach, Calif./A3 Academy
8	Connor Shouse	INF	R/R	6-1	194	So.	TR	Jasper, Ga./Pickens County HS (Georgia Tech)
9	Jace Souza	OF	L/L	6-2	190	So.	1L	Honolulu, Hawai'i/Kamehameha School
10	Logan Hughes	OF/INF	L/L	6-0	211	Jr.	1L	Deland, Fla./Winter Springs HS (Stetson)
11	Davis Rivers	C	L/R	6-1	210	Jr.	2L	Waller, Texas/Waller HS
13	Donovan Becerra	RHP	R/R	6-3	221	Jr.	TR	Eagle Pass, Texas/Eagle Pass HS
14	Tommy Hanger	INF	L/R	5-10	173	Fr.	HS	Toronto, Ontario, Canada/Humberside Collegiate Institute
15	Caden Ferraro	OF/1B	L/L	6-2	215	Jr.	TR	Pearland, Texas/Pearland High School (Blinn)
16	Will Jordan	RHP	R/R	6-6	222	So.	1L	Weatherford, Texas/Weatherford HS
17	Parker Hutyra	RHP	R/R	6-4	225	R-So.	RS	North Richland Hills, Texas/Birdville HS
18	Lukas Pirko	RHP	R/R	6-1	200	Jr.	1L	Murrieta, Calif./Vista Murrieta HS (Cal Baptist)
19	Jonny Lowe	RHP	R/R	6-3	210	Sr.	1L	Rockwall, Texas/Rockwall-Heath HS (Cisco College)
21	Jackson Burns	RHP	R/R	6-6	220	So.	1L	Aledo, Texas/Southwest Christian HS
25	Chase Thomas	OF	L/L	5-11	220	Fr.	HS	Rowlett, Texas/Sachse HS
26	Matt Quintanar	C	R/R	6-1	216	Jr.	TR	Sunland, Calif./Hart HS (Blinn)
28	Robin Villeneuve	INF/OF	R/L	6-2	215	Gr.	1L	Gatineau, Quebec, Canada/Polyvante Nicolas-Gatineau (Tennessee)
29	Jorden Espinoza	LHP	L/L	6-2	160	So.	1L	Watsonville, Calif./Aptos HS
30	Jesse Rusinek	OF/LHP	L/L	6-0	193	Fr.	HS	Brock, Texas/Brock HS
31	Kayson Raineri	RHP	R/R	6-2	239	So.	TR	Temecula, Calif./Great Oak HS
32	Bryce Suiter	RHP	R/R	6-6	215	So.	TR	Centerton, Ark./ Bentonville West HS (Fort Scott)
33	Adam Hayes	RHP	R/R	6-5	235	Fr.	HS	Berthoud, Colo./Berthoud HS
35	AJ Goytia	C/OF	R/R	5-11	195	Jr.	TR	Juncos, Puerto Rico/Montverde Academy (McClelland)
36	Connor Mohan	RHP	R/R	6-4	191	So.	1L	Burleson, Texas/Burleson Centennial HS
37	Heeryun Han	RHP	L/R	6-1	172	Jr.	TR	Gyeonggi-Do, South Korea/ Los Medanos JC
38	Jacob Rogers	RHP	R/R	6-3	200	Sr.	3L	Friendswood, Texas/Friendswood HS
41	Brady Trombello	RHP	R/R	6-2	187	So.	1L	Ridgefield, Wash./Prairie HS
44	Logan Bevis	RHP	R/R	6-6	225	Jr.	1L	Longwood, Fla./Montverde Academy (USF)
45	Dylan Blakey	LHP	L/L	6-2	225	R-Jr.	RS	Irvine, Calif./Woodbridge HS (Saddleback College)
46	Ryan Free	LHP	L/L	6-2	200	Gr.	TR	Frisco, Texas/Frisco HS (Angelo State)
47	Logan Addison	RHP	R/R	6-1	220	R-Fr.	RS	Tahoka, Texas/New Home HS
51	Jake Spindler	RHP	R/R	6-3	204	Fr.	HS	Wallkill, N.Y./A3 Academ

**Coaching Staff:**

6	Tim Tadlock	Head Coach (Pitching Changes)	14th Season
19	J-Bob Thomas	Assistant Coach/Recruiting Coordinator (Third Base Coach)	14th Season
12	Eric Gutierrez	Assistant Coach/Hitting Coach	8th Season
50	Steve Foster	Pitching Coach (Mound Visits)	1st Season
	Nolen Hester	Director of Operations (First Base Coach)	2nd Season
	Steve Merriman	Director of Pitching Development	1st Season

**Alphabetical Roster**

No.	Name	POS
47	Logan Addison	RHP
13	Donovan Becerra	RHP
44	Logan Bevis	RHP
45	Dylan Blakey	LHP
21	Jackson Burns	RHP
29	Jorden Espinoza	LHP
15	Caden Ferraro	OF/1B
46	Ryan Free	LHP
4	Linkin Garcia	INF
35	A.J. Goytia	C/OF
37	Heeryun Han	RHP/INF
14	Tommy Hanger	INF
33	Adam Hayes	RHP
10	Logan Hughes	OF/INF
17	Parker Hutyra	RHP
16	Will Jordan	RHP
3	Tracer Lopez	INF
36	Connor Mohan	RHP
18	Lukas Pirko	RHP
26	Matt Quintanar	C
31	Kaysen Raineri	RHP
11	Davis Rivers	C

38	Jacob Rogers	RHP
30	Jesse Rusinek	LHP/OF
1	Coleman Ryan	INF
8	Connor Shouse	INF/RHP
9	Jace Souza	OF
51	Jake Spindler	RHP
32	Bryce Suiter	RHP
25	Chase Thomas	OF
2	Kyeler Thompson	OF
41	Brady Trombello	RHP
28	Robin Villeneuve	1B/OF

**PRONUNCIATION GUIDE**

2	KYELER Thompson	KYE-LER
8	Connor SHOUSE	Rhymes with House
13	Donovan BECERRA	BUH-CER-UH
14	Tommy HANGER	HANG-ER
17	Parker HUTYRA	HUE-TERR-UH
26	Matt QUINTANAR	QUINN-TUH-NAR
28	Robin VILLENEUVE	VILL-NEV
30	Jesse RUSINEK	RUSS-NICK
35	A.J. GOYTIA	GOI-TEE-UH
37	HERRYUN Han	HEE-RIN

# NATIONAL RANKINGS (Week 9)

## D1 Baseball

Team	Record
1. UCLA	29-2
2. Texas	26-5
3. Georgia Tech	26-5
4. Georgia	27-6
5. Florida State	24-7
6. North Carolina	27-5-1
7. Oregon State	24-6
8. Alabama	25-8
9. Mississippi State	25-7
10. Southern Miss	25-7
11. Coastal Carolina	23-8
12. UCF*	20-9
13. Virginia	24-9
14. USC	27-6
15. Auburn	22-9
16. Oklahoma	21-10
17. West Virginia*	21-7
18. Texas A&M	25-6
19. Nebraska	26-6
20. Arizona State	23-9
21. Oregon	24-8
22. Arkansas	20-13
23. Boston College	22-11
24. LSU	22-11
25. Ole Miss	22-11

\*- Big 12 Foe

## Baseball America

Team	Record
1. UCLA	29-2
2. Texas	26-5
3. Georgia Tech	26-5
4. Georgia	27-6
5. Florida State	24-7
6. North Carolina	27-5-1
7. Oregon State	24-6
8. Alabama	26-8
9. Mississippi State	25-7
10. Auburn	22-9
11. USC	27-6
12. Southern Miss	23-9
13. Oklahoma	22-10
14. Coastal Carolina	23-8
15. Arkansas	19-10
16. Texas A&M	25-6
17. UCF	20-9
18. West Virginia*	21-7
19. Arizona State*	23-9
20. Nebraska	26-6
21. Florida	23-10
22. Arkansas	20-13
23. Boston College	22-11
24. Jacksonville State	27-6
25. Virginia	24-9

\*- Big 12 Foe

## NCBWA

Team	Record
1. UCLA	29-2
2. Texas	26-5
3. Georgia Tech	26-5
4. Georgia	27-6
5. North Carolina	27-5-1
6. Florida State	24-7
7. Oregon State	24-6
8. Mississippi State	25-7
9. Alabama	25-8
10. Coastal Carolina	23-8
11. Southern Miss	23-9
12. Auburn	22-9
13. USC	27-6
14. Nebraska	26-6
15. West Virginia*	21-7
16. Texas A&M	25-6
17. UCF	20-9
18. Florida	24-9
19. Oklahoma	21-10
20. Virginia	24-9
21. Arizona State*	23-9
22. Oregon	24-8
23. Arkansas	20-13
24. Jacksonville State	27-6
25. Boston College	22-11

\*- Big 12 Foe

## USA TODAY Coaches

Team	Record
1. UCLA	29-2
2. Texas	26-5
3. Georgia Tech	26-5
4. Georgia	27-6
5. North Carolina	27-5
6. Florida State	27-5
7. Oregon State	24-6
8. Mississippi State	25-7
9. Alabama	25-8
10. USC	27-6
11. Coastal Carolina	23-8
12. Auburn	22-9
13. Southern Miss	23-9
14. Virginia	24-9
15. Texas A&M	25-6
16. UCF	20-9
17. Nebraska	26-6
18. Oklahoma	21-10
19. West Virginia*	21-7
20. Oregon	24-8
21. Arizona State*	23-9
22. Arkansas	20-13
23. NC State	21-11
24. Florida	24-9
25. Boston College	22-11

\*- Big 12 Foe

## Perfect Game

Team	Record
1. UCLA	29-2
2. Georgia Tech	26-5
3. Texas	26-5
4. Georgia	27-6
5. Florida State	24-7
6. North Carolina	27-5-1
7. Alabama	25-8
8. Mississippi State	25-7
9. Oregon State	24-6
10. Coastal Carolina	23-8
11. USC	27-6
12. Auburn	22-9
13. UCF*	20-9
14. Nebraska	26-6
15. Southern Miss	23-9
16. West Virginia*	21-7
17. Virginia	24-9
18. Arizona State*	23-9
19. Texas A&M	25-6
20. Oregon	24-8
21. Jacksonville State	27-6
22. Florida	24-9
23. Missouri State	21-9
24. Miami	24-8
25. Boston College	22-11

\*-Big 12 Foe

### Thursday, Apr. 2

Utah 12, Kansas 14  
Houston 8, Texas Tech 6  
BYU 5, Baylor 12  
Arizona State 6, Arizona 4

### Friday, Apr. 3

Houston 13, Texas Tech 10 (11 Inn.)  
UCF 5, West Virginia 0  
Utah 9, Kansas 14  
TCU 12, Kansas State 13  
Cincinnati 9, Oklahoma State 12  
BYU 10, Baylor 4  
Arizona State at Arizona 7

### Saturday, Apr. 4

Houston 2, Texas Tech 11 (8 Inn.)  
BYU 1, Baylor 3  
Utah 9, Kansas 13  
UCF 10, West Virginia 11  
TCU 9, Kansas State 3  
Cincinnati 3, Oklahoma State 11  
Arizona State 15, Arizona 6

### Sunday Apr. 5

UCF 5, West Virginia 1  
Cincinnati 4, Oklahoma State 10  
TCU 4, Kansas State 0

### Tues. Apr. 7

Texas Tech 10, New Mexico 5  
~~UCF vs. Stetson - PPP~~  
~~Utah at Utah Tech - Canceled~~  
Baylor 5, UT Arlington 2  
Oklahoma State 9, ORU 10  
Houston 5, Sam Houston 4  
TCU 1, ACU 4  
Kansas 5, Nebraska 3  
Kansas State 10, Wichita State 6  
BYU 10, Utah Valley 5  
Arizona State 12, GCU 8

### Wednesday, Apr. 8

Arizona vs. New Mexico State - 8 p.m.  
Arizona State vs. UNLV - 8:35 p.m.  
West Virginia vs. Marshall - 5:30 p.m.  
Cincinnati at Miami (OH) - 5 p.m.

### Thursday, Apr. 9

BYU at Houston - 6:30 p.m.

### Friday, Apr. 10

Baylor at Cincinnati - 5 p.m.  
Arizona at TCU - 6 p.m.  
Oklahoma State at Kansas State - 6 p.m.  
UCF at Kansas - 6 p.m.  
West Virginia at Texas Tech - 6:30 p.m.  
BYU at Houston - 6:30 p.m.  
Utah at Arizona State - 8:30 p.m.

### Saturday, Apr. 11

BYU at Houston - 1 p.m.  
West Virginia at Texas Tech - 2 p.m.  
Baylor at Cincinnati - 2 p.m.  
UCF at Kansas - 2 p.m.  
Oklahoma State at Kansas State - 4 p.m.  
Utah at Arizona State - 8:30 p.m.

### Sunday, Apr. 12

Baylor at Cincinnati - 11 a.m.  
West Virginia at Texas Tech - 1 p.m.  
Arizona at TCU - 1 p.m.  
UCF at Kansas - 1 p.m.  
Utah at Arizona State - 3 p.m.

### Monday, Apr. 13

BYU at Lamar - 6 p.m.  
Arizona at Arizona State - 8:35 p.m. (Non-Conference)

### Tuesday Apr. 14

Cincinnati vs. Xavier - 5 p.m.  
UCF vs. Jacksonville - 5 p.m.  
Texas Tech at ACU - 6 p.m.  
TCU vs. Tarleton State - 6 p.m.  
Kansas vs. Wichita State - 6 p.m.  
Kansas State vs. Omaha - 6 p.m.  
Houston at Texas A&M - 6 p.m.  
UTSA at Baylor - 6:30 p.m.  
Oklahoma State vs. Oklahoma - 7 p.m. (Tusla, Okla.)

### TEXAS TECH WEEK-BY-WEEK IN THE 2026 POLLS

DATE	D1	BA	NCBWA	USA	PG
Preseason	___ NR	___ NR	___ RV	___ NR	___ NR
Week 1	___ NR	___ NR	___ NR	___ No PolL	___ NR
Week 2	___ NR	___ NR	___ NR	___ NR	___ NR
Week 3	___ NR	___ NR	___ NR	___ NR	___ NR
Week 4	___ NR	___ NR	___ NR	___ NR	___ NR
Week 5	___ NR	___ NR	___ NR	___ NR	___ NR
Week 6	___ NR	___ NR	___ NR	___ RV	___ NR
Week 7	___ NR	___ NR	___ RV	___ NR	___ NR
Week 8	___ NR	___ NR	___ RV	___ NR	___ NR
Week 9	___ NR	___ NR	___ RV	___ NR	___ NR



SERIES HISTORY

SERIES NOTES (WEST VIRGINIA)

WEST VIRGINIA (23-20-0)

Home: 12-3  
Away: 9-12  
Neutral: 2-5  
Streak: L2



LAST 5 SERIES

5/5/25	Morgantown, W.Va.	L, 0-5
5/4/25	Morgantown, W.Va.	L, 2-3
5/4/25	Morgantown, W.Va.	W, 6-4
4/21/24	Lubbock, Texas	W, 3-1
4/21/24	Lubbock, Texas	W, 6-4
4/19/24	Lubbock, Texas	W, 15-2
5/14/23	Morgantown, W.Va.	L, 3-5
5/13/23	Morgantown, W.Va.	L, 2-17
5/12/23	Morgantown, W.Va.	W, 5-2
4/24/22	Lubbock, Texas	L, 4-15
4/23/22	Lubbock, Texas	W, 12-2 (8)
4/23/22	Lubbock, Texas	W, 7-5
4/18/21	Morgantown, W.Va.	W, 10-1
4/17/21	Morgantown, W.Va.	L, 5-6
4/16/21	Morgantown, W.Va.	W, 7-2

IT'S BEEN CROOKED

Already through the season's first 32 games the Red Raiders have recorded 49 total crooked numbers (3+ runs in an inning) this season. That total is already six more than the entire crooked number total from the 2025 season where Tech scored just three runs or more in an inning 43 times. In Tuesday's come-from-behind win over UNM, the Red Raiders scored three times in the fifth, eighth and ninth innings to improve to 19-7 in the 26 contests where they have scored at least one crooked number. Tech is also now 15-2 overall when scoring three-plus runs in multiple innings. Most impressively, the Red Raiders have 19 single innings of five or more runs and have reached three or more runs in an inning 30 times without a home run including the last nine total crooked innings.

FEEL THE BURNS

Redshirt freshman Jackson Burns continues to impress on the bump for the Red Raiders, as the righty has now tossed six innings of two run ball in back-to-back starts. Burns, who became the first Tech pitcher to record back-to-back six inning outings this season. Over his last two starts, Burns has walked just four batters and struck out 14 including a career-high eight batters in the no decision at TCU two weeks ago. Burns has now struck out 23 batters in his last 20.2 innings, that stretch includes a seven strikeout performance against Kansas (Mar. 15) as well as the eight strikeout performance two weeks ago at TCU. The Red Raider righty whiffed six against UH last Saturday, and will be making his ninth start of the season on Saturday afternoon.

SWEPT THE LOBOS

Using six late runs (three in the eighth and three in the ninth), Texas Tech defeated UNM on Tuesday afternoon in Albuquerque 10-5, to close out the series sweep over the Lobos for the first time since the 2018 season when Tech defeated New Mexico in Lubbock 7-2 and in Albuquerque 20-9. The Red Raiders win in the 505 was just the third win for the Red Raiders at New Mexico since 2019. Down 3-0 early and being no-hit into the fourth, the Red Raiders used a game-tying two-run double from Kyeler Thompson in the fifth as well as run scoring doubles from Jesse Rusinek and Connor Shouse in the eighth and ninth to close out the Red Raiders third-straight midweek win. That streak started with the 12-2 win over UNM in Lubbock and also includes last week's 15-4 run-rule win over ACU. The Red Raiders are now 5-2 in their seven total midweeks. Tech opened their midweek play at UTRGV winning 21-12 in Edinburg and also split a midweek series with UTSA. Tech fell in the road portion of the home-and-home series to DBU back on Mar. 17. In the win at UNM, Tech got four strong innings from starter Kaysen Raineri and three shutout innings from righty relievers Logan Addison (sixth), Jonny Lowe (seventh) and Connor Shouse (eighth).

BLAME IT ON THE RAIN-ERI

Toeing the rubber for his first career start, Hawai'i transfer Kaysen Raineri was sharp on Tuesday afternoon at New Mexico, pitching four innings of three-run (two earned ball). After a rocky start that saw the big righty allow three runs in the first two innings, Raineri retired the final six batters of his outing, getting stronger as the appearance wore on. Raineri struck out four batters in the win over the Lobos and did not walk a batter. Despite not going five innings, Raineri was awarded the win on Tuesday, running his record to 3-0 on the season. With his four strikeout performance on Tuesday afternoon, Raineri ran his season strikeout total to 23 in just 17.2 innings giving the righty the best K/9 (12.0) on the roster. Raineri is third on the team in total strikeouts, trailing just Jackson Burns (38) and Lukas Pirko (33).

T-LO WORKING HIS WAY UP THE RECORDS

When he recorded his 200th career hit last week against Houston, Senior Tracer Lopez continued his climb toward cracking the Red Raider top-10 hits list sitting at 202 hits, Lopez need just 13 more knocks to catch Scott LeJeune for 10th all-time in hits in program history. In addition to chasing the top-10 in total hits, Lopez continues to work his way up the all-time games played list as on Tuesday afternoon, Lopez played in his 195th career game, and tied Randy DuRoss for seventh on the list. Lopez needs just five more games to become the seventh player in school history to reach 200 career games played. So far in 2026, Lopez is hitting .307 with a career-best 12 doubles and 23 RBIs. Lopez needs just eight more RBIs to tie his career-high in RBIs of 31, set during the 2023 season.

WEEKEND ROTATION SWITCH UP

After pitching in the eight weekends of the season, Texas Tech sophomore Connor Mohan will not be in the Red Raiders weekend rotation this weekend, as instead redshirt freshman Jackson Burns will slide in as the Red Raiders Game Two starter this weekend with true freshman Adam Hayes sliding into the weekend rotation for his first career weekend start on Sunday. Hayes who shined in three-straight starts on the midweek against DBU (Mar. 17), New Mexico (Mar. 24) and ACU (Mar. 31) is coming into the weekend having pitched to a 2.77 ERA in the last three weeks as a midweek starter. After tossing 2.1 innings of two-run (one earned) ball in the start against the Pats, Hayes tossed five shutout innings of four hit ball two weeks ago against UNM. In his most recent start and appearance (Mar. 31) against ACU, Hayes tossed 5.2 innings and allowed just three earned runs. Hayes who allowed just one unearned run through the first five innings of his outing, was tagged for a two-out three-run home run in the sixth. Ont he season Hayes has tossed 16 innings and walked just four batters.

PITCHERS WHO RAKE

With the roster limitations that went into effect before the season and with multiple arms down due to injury, the Red Raiders have turned to a pair of two-way standouts on the mound in RHP Connor Shouse and LHP Jesse Ruisnek. Shouse, who tossed a scoreless eighth for the Red Raiders on Tuesday afternoon has now allowed just one run in his last four appearances on the mound after being tagged for four runs on opening weekend. That stretch began for Shouse with a scoreless innings with two punch outs against Arizona (Mar. 21) and continued with a scoreless ninth inning in a tie game at TCU back on Mar. 28. After being charged with a run and a blown save last Friday (Apr. 3) against UH, he tossed a scoreless inning on Tuesday afternoon at New Mexico. On the year, Shouse has allowed just two hits and struck out eight over his 4.1 total innings. The Red Raiders other two-way impact player, Rusinek, has also flashed on the mound, as the lefty has struck out 16 batters in just 12.1 innings of work. Rusinek, who whiffed four in two scoreless innings at TCU, has struck out at least two batters in five of his 10 appearances. Rusinek co-leads the Red Raiders in batting average (.426) while Shouse has hit the third-most home runs (8) on Red Raider squad and has driven in 46 runs. Both Shouse and Ruisnek had RBI doubles on Tuesday against UNM and pitched for the Red Raiders on the mound in both the eighth and ninth innings. Shouse who pitched the eighth, doubled in the ninth, while Ruisnek did the opposite, doubling in the eighth and pitching in the ninth.



## 2025 Preseason Honors

## Preseason Texas Tech Notes

### Preseason All-Big 12

C: Jack Natili, Cincinnati  
 IF: Landon Hairston, Arizona State  
 IF: Austen Roellig, Arizona State  
 IF: Travis Sanders, Baylor  
 IF: Brady Ballinger, Kansas\*  
 IF: Robin Villeneuve, Texas Tech  
 OF: Andrew Williamson, UCF  
 OF: Chase Brunson, TCU  
 OF: Sawyer Stronsnider, TCU\*  
 OF: Logan Hughes, Texas Tech  
 DH: Dariel Osoria, Kansas  
 UTL: Noah Franco, TCU  
 SP: Owen Kramkowski, Arizona  
 SP: Nathan Taylor, Cincinnati  
 SP: Dominic Voegele, Kansas  
 SP: Tommy LaPour, TCU\*  
 RP: Tony Pluta, Arizona  
 RP: Cole Carlton, Arizona State  
 RP: Chase Meyer, West Virginia

\*-Unanimous Selection

### PRESEASON BIG 12 OF THE YEAR AWARDS:

**Player of the Year:** Sawyer Stronsnider, TCU  
**Pitcher of the Year:** Tommy LaPour, TCU  
**Newcomer of the Year:** Dean Toigo, Arizona State  
**Freshman of the Year:** Lucas Franco, TCU

### SEASON HONORS:

#### John Olerud Two-Player of the Year Watchlist:

OF/LHP Jesse Rusinek  
 INF/RHP Connor Shouse

#### Brooks Wallace SS of the Year Watchlist:

SS Linkin Garcia

### PRESEASON HONORS:

#### 2026 Preseason All-Big 12:

INF Robin Villeneuve  
 OF Logan Hughes

#### 2026 Perfect Game Preseason All-Big 12

OF Logan Hughes

#### NCBWA Preseason All-Americans:

##### Third Team:

OF Logan Hughes

##### Fourth Team:

C Matt Quintanar

#### TOP PLAYERS D1Baseball:

No. 48 C Matt Quintanar  
 No. 9 1B Robin Villeneuve  
 No. 38 2B Tracer Lopez

#### TOP BIG 12 MLB DRAFT PROSPECTS D1Baseball:

##### 2026 Class:

No. 10 Logan Hughes (OF)  
 No. 19 Matt Quintanar (C)  
 No. 30 Parker Hutyra (RHP)  
 No. 39 Kyeler Thompson (OF)

##### 2027 Class:

No. 11 Jackson Burns (RHP)  
 No. 18 Kaysen Raineri (RHP)  
 No. 23 Jorden Espinoza (LHP)

#### BASEBALL AMERICA NATIONAL FRESHMAN OF THE YEAR WATCH LIST:

INF Linkin Garcia

#### BASEBALL AMERICA TOP 100 DRAFT PROSPECTS:

OF Logan Hughes (No. 53)

### A QUARTET JUCO ALL-AMERICANS

• With a strong history of successful transfer from the Junior College level, the 2026 Texas Tech is littered with former JUCO standouts as this seasons roster features four different players who have earned All-America status at the JUCO level in former Weatherford College product Robin Villeneuve, fellow corner infielder/outfielder Hollis Porter (Pearl River), middle infielder Luke Orfi (Georgia Highlands) and backstop Matt Quintanar (Blinn). The 2023 NJCAA Home Run Champion, Villeneuve hit .401 during the 2023 season at Weatherford, hitting 28 home runs, 24 doubles and 102 RBIs. In addition to his nation-leading 28 homers, Villeneuve's 102 RBIs were the second-most in the country. Villeneuve transferred to Texas Tech prior to the 2025 season and hit .365 a season ago for the Red Raiders in 52 games played and 50 starts. Villeneuve hit 12 home runs and drove in 49 runs and was named a 2025 Second Team All-Big 12 selection. Villeneuve was named the No. 9 First Baseman in D1Baseball's Top-50 first basemen.

• The second JUCO All-American on the 2026 roster, Porter, also transferred to Tech from a P4 school, as the lefty slugger arrives in Lubbock after spending the 2025 season at Maryland after transferring from Pearl River. At Pearl River, Porter hit .399 with a Pearl River record 20 home runs and 73 RBIs. Porter led the MACCC in home runs and doubles (21) and finished third in NJCAA D-II in RBIs (73) and sixth in average (.399). At Maryland a season ago, Porter hit .303 with 21 home runs, 64 RBIs and 13 doubles.

• Texas Tech's third All-American, Quintanar transfers to Tech after spending the 2025 season at Blinn College and the 2024 season at Central Arizona. The 2025 NJCAA Region XIV Hitter of the year, Quintanar was named a Third Team ABCA All-American and a NJCAA Netting Professionals All-American after hitting .411 with a team-best 95 hits and 15 home runs. Quintanar walked 40 times and struck out just 23 times, recording an on-base percentage of .511. The California native transferred to Blinn after spending the 2024 season at Central Arizona where he hit .347 with eight home runs and 51 RBIs in 55 games played.

• The final Red Raider to earn All-America honors at the JUCO level, Orfi, hit .438 with 16 home runs and 110 total hits. Orfi scored 86 runs and drove in 60, while also contributing 23 doubles and a triple. After leading Georgia Highlands to the 2024 JUCO World Series, Orfi transferred to Florida Southwestern for the 2025 season where he led the Pirates to Grand Junction and the 2025 JUCO World Series. Orfi hit .341 with six home runs and 42 RBIs stealing 45 bases. He walked 32 times and struck out just 28 times in 217 total at-bats. In his two seasons in Junior College, Orfi had 184 total hits and stole 102 bases.

### THE MISSING LINK(IN)

• After graduating from Huntington Beach High School and after a prep season at A3 Academy, Freshman Linkin Garcia arrived in Lubbock this past August as one of the Red Raiders top high school signees. The Californian was ranked the No. 93 Freshman player in the country by Perfect Game and was selected as both a Baseball America Top-25 Freshman and one of the watch-list candidates for National Freshman of the Year. An East Coast Pro and Area Games Participant, Garcia was a 16U and 17U Team USA Athlete Development Program selection. At A3 Academy a season ago, Garcia hit .513 with six home runs and 48 RBIs in 119 total at-bats for A3 Academy. Garcia led the Trojans to the 2025 PG High School/Academies Showdown title and was named the events MVP. Garcia was also named the No. 63 prospect in next July's 2027 MLB Draft. Garcia who can play either shortstop or third base, projects as the Red Raiders starting shortstop on opening day. Garcia was named to Baseball America's National Freshman of the Year candidates and projects to hit in the top-to-middle of the Red Raider lineup this weekend in the Shriner's Children's College Showdown.

### ABs A PLENTY COMING BACK

• In 2026, Texas Tech returns plenty in the way of position players that saw extended time in 2025, as the Red Raiders return six players with 100 or more at-bats from a season ago including the teams top hitter by average (Villeneuve, .365) and the top home run hitter (Hughes, 19). After finishing fifth in the Big 12 in 2025 in average, Villeneuve enters 2026 as the returner with the top average from a season ago, while Hughes led the entire league in homer runs through the end of the regular season. Both Villeneuve and Hughes were tabbed Preseason All-Big 12 selections. Also back for the Red Raiders in 2026 is senior infielder Tracer Lopez who hit .299 for Tech in 53 games (221 at-bats) and center fielder Kyeler Thompson who hit .257 a season ago and went a team-best 29-for-29 in stolen base attempts. In total four of the top-five players in total at-bats are back in 2026 and Tech returns 43 of its 71 home runs from a season ago highlighted by the return of Hughes and Villeneuve. In Big 12 only games Tech returns three of its top-four hitters in Hughes (.376), Villeneuve (.342) and Lopez (.328). Only Damian Bravo (.378) who signed with the San Francisco Giants does not return from the group of Red Raiders who hit over .300 in Big 12 play.

### TEXAS TECH NJCAA ALL-AMERICANS (On 2026 Roster)

INF/OF Robin Villeneuve (Weatherford),  
 2023 JUCO DI First Team All-American

INF/OF Hollis Porter (Pearl River)  
 2024 ABCA DII JUCO All-American

C Matt Quintanar (Blinn), 2025 JUCO  
 Third Team All-American

SS Luke Orfi (Georgia Highlands) 2024  
 JUCO First Team All-American

### Texas Tech Returners with 100+ ABs in 2025:

- 1) Tracer Lopez - 221 at-bats
- 2) Logan Hughes - 211 at-bats
- 3) Kyeler Thompson - 191 at-bats
- 4) Robin Villeneuve - 189 at-bats
- 5) Davis Rivers - 122 at-bats
- 6) Coleman Ryan - 113 at-bats



Preseason Texas Tech Notes

“LOGANHUGHESRAKES.TEXT”

One of the Red Raiders “breakout stars” in 2025, outfielder Logan Hughes is one of the top returning players College Baseball in 2026. The Big 12 (regular season) leader in home runs, Hughes hit .327 in 2025 after transferring in from Stetson where he spent his freshman year. A native of Florida, Hughes launched 19 home runs and drove in 58 runs in 2025, recording 26 walks and just 24 punchouts. H Hughes also added 13 doubles and finished tied for the Texas Tech lead in OPS (1.108) and finished as the teams leader in slugging percentage (.697). Hughes projects as top-75 prospect for the 2026 MLB Draft and has been mocked as high as first round selection. Logan was named the No. 10 prospect in the Big 12 Conference by D1Baseball and the No. 53 prospect in Baseball America’s Top-100 2026 MLB Draft Prospects. Hughes, who spent the summer up in the Cape Cod League playing for the Bourne Braves was named a 2025 Cape Cod LEague All-Star and led Bourne to a 2025 Cape Cod League Championship. Hughes hit .265 in 83 at-bats with two home runs and nine RBIs. He struck out just 14 times and walked 16. Hughes got his 2026 season off to a good start in the 2026 Alumni Game, homering twice off St. Louis Cardinals righty Hunter Dobbins as well as Rays prospect Trendan Parish. Hughes was a Third Team Preseason All-American by the NCBWA and was named a Preseason All-Big 12 selection.

- LOGAN HUGHES ACCOLADES: • 2026 Third Team All-American NCBWA • 2026 Preseason All-Big 12 (Perfect Game) • 2026 Preseason All-Big 12 • 2025 First Team All-Big 12 • 2025 Big 12 leader in HRs • 2025 Cape Cod League All-Star • Top-100 (No. 53) prospect for 2026 MLB Draft (Baseball America) • No. 10 OF, D1Baseball Top-50 OFs • No. 31 Junior (Perfect Game)

BUILT BY BANDITS

With the continued evolution of the NCAA Transfer Portal, the Red Raiders still are holding strong to their history of recruiting the JUCO scene for the best possible talent they can find with 2026 continuing to advance that notion. Of the 36 total players that comprise the Red Raiders official roster 13 different players spent time through out their career at the JUCO level. That list includes projected starters Matt Quintanar (C/Blinn/Central Arizona), Robin Villeneuve (1B/Weatherford), Luke Orfi (3B/Georgia Highlands/Florida Southwestern), Kyeler Thompson (CF/Galveston College), Caden Ferraro (DH/RF/Blinn College) and Donovan Becerra (RHP/New Mexico Junior College). Other “JUCO Bandits” on the 2026 Texas Tech roster include Hollis Porter (Pearl River), Jonny Lowe (Cisco/Tyler), Bryce Suiter (Fort Scott), AJ Goytia (McLennan), Heeryun Han (New Mexico Military Institute/Los Medanos), Dylan Blakey (Saddleback College) and Ryan Free (Grayson College). In total, five Red Raiders have D-1 JUCO World Series experience highlighted by 2023 JUCO WS Champion (Weatherford College) Robin Villeneuve and 2024 JUCO champion Caden Ferraro. Tech’s other three JUCO players with WS experience are Luke Orfi who made the JUCO WS at both Georgia Highlands and Florida Southwestern, Matt Quintanar who made it in 2025 at Blinn and AJ Goytia who made Grand Junction a season ago at McLennan.

- JUCO BANDITS (13): • Kyeler Thompson (OF) • Luke Orfi (INF) • Hollis Porter (INF/OF) • Donovan Becerra (RHP) • Caden Ferraro (OF/INF) • Jonny Lowe (RHP) • Matt Quintanar (C) • Robin Villeneuve (INF/OF) • Bryce Suiter (RHP) • AJ Goytia (C) • Heeryun Han (RHP/INF) • Dylan Blakey (LHP) • Ryan Free (LHP)

FOSTY IN THE 806

Back in June, the Red Raiders made a change at pitching coach, hiring pitching coach Steve Foster. The former pitching coach of the Colorado Rockies (2015-21) and the Director of Pitching (2021-25), Foster arrives in Lubbock with nearly 25 years of professional baseball experience with the Rockies, Kansas City Royals, Miami Marlins and Tampa Bay Rays. Known for his developement of pitchers, Foster also served as the Royals bullpen coach from 2010-12 helping the Royals go from a 5.02 ERA in 2009 to a 3.75 ERA in 2011. After a three-year stint as the Royals bullpen coach, Foster transitioned to a front office role where he helped general manager Dayton Moore assemble a core that won back-to-back American League Pennants before taking home the World Series title in 2015.

- FOSTER FILE: • Scout, Tampa Bay Rays (1996, 1999-01) • Assistant Coach, Wisconsin-Stevens Points (1997-98) • Manager, Wisconsin Woodchucks (2001-03) • Pitching Coach, Greensboro Grasshoppers (2005-06) • Bullpen Coach, Miami Marlins (2007-09) • Bullpen Coach, Kansas City Royals (2010-12) • Special Assistant to GM/Pitching Coordinator (2012-14) • Pitching Coach, Colorado Rockies (2015-21) • Director of Pitching, Colorado Rockies (2021-25)

And while Fosters work with the Royals was certainly impressive, his work in Colorado may have been the finest of his career, as Foster inherited a Rockies staff that finished the 2014 season with the worst-ERA by an MLB team and helped the Rockies climb as high as 17th in total ERA in just three seasons. While in Colorado, Foster helped a pair of Rockies reach the MLB All-Star Game, in closer Greg Holland and starter German Marquez, and helped Rockies southpaw Kyle Freeland finish fourth in the NL Cy Young Race. In 2017 and 2018, the Rockies made the only back-to-back MLB Postseason appearances in franchise history, as the Rockies won a combined 178 games in 17 and 18 combined. Known for his experience in modern pitch technology and analytics, under Fosters tutelage Freeland went 17-7 with an ERA of 2.85 in 2018 posting the highest WAR (Wins-Above-Replacement) of his nine-year MLB career at 7.8.

In 2017 as a 24 year old, Freeland finished seventh in the NL Rookie of the Year voting after making 33 appearances and 28 starts. Freeland went 11-11 in 2017 and pitched to a 4.10 ERA. In 2021, Foster also helped 26-year old righty German Marquez record an All-Star campaign that saw the righty pitch three of his four career complete games. The All-Star appearance from Marquez is the most recent by a Rockies pitcher. In addition to his work developing both Marquez and Freeland, Foster helped former Texas Tech righty and Lubbock native Chad Bettis record the two most successful seasons of his seven year career in 2015 and 2016.

During thos two seasons Bettis won a combined 20 games including the 2016 season where he set career highs in wins (14), innings pitched (186.0), starts (32) and strikeouts (138). Foster, with the help of fellow 20-year MiLB veteran Steve Merriman will handle all things pitching for the Red Raiders. Merriman joined the Red Raiders after spending the three seasons in the Rays organization where he served as the pitching coach for the Rays High-A affiliate in Bowling Green as well as the Double-AA affiliate in Montgomery, Alabama. Foster also has served as the pitching coach at the University of Michigan and the University of Toledo. Often regarded as one of the top-pitching minds in the sport, Merriman and Foster have built one of the best pitching labs in the country in Lubbock.

2025 Texas Tech Record When...

	Overall	Big 12
All Opponents	19-13	5-7
At Rip Griffin Park	15-5	3-3
On the road	4-5	2-4
At neutral sites	0-3	---
Big 12 Opponents	5-7	5-7
Non-Conference	12-6	---
Day Games	13-8	3-4
Night Games (6 p.m. & after)	6-5	2-3
Top-5 Teams	0-0	---
Top-10 Teams	0-1	---
Top 25 Teams	1-3	---
Unranked Teams (as ranked by D1Baseball.com)	19-10	5-7
February	7-3	---
March	10-8	4-5
April	2-2	1-2
May	0-0	---
June	0-0	---
Monday	0-0	---
Tuesday	4-2	---
Wednesday	1-0	---
Thursday	0-1	0-1
Friday	5-3	2-2
Saturday	6-3	2-2
Sunday	3-4	1-2
vs Left-handed Starter	2-3	1-1
vs Right-handed Starter	17-10	4-6
1-Run games	1-4	1-2
2-Run games	2-1	1-1
5+Run games	15-7	2-3
Extra innings	0-3	0-2
Shutouts	1-0	---
Scoring 0-2 runs	0-0	---
Scoring 3-5 runs	0-4	---
Scoring 6-9 runs	2-6	1-5
Scoring 10+ runs	17-3	4-2
Opponent 0-2 runs	4-0	1-0
Opponent 3-5 runs	8-1	2-1
Opponent 6-9 runs	5-3	1-2
Opponent 10+ runs	2-9	1-4
Scored in 1st inning	8-5	1-3
Opp. Scored in 1st inning	7-5	2-3
Scores first	9-6	2-3
Opp. Scores first	10-7	3-4
Leading after the 6th	16-0	3-0
Trailing after the 6th	3-11	2-5
Tied after the 6th	0-2	0-2
Leading after the 7th	13-1	5-1
Trailing after the 7th	0-10	0-4
Tied after the 7th	1-1	0-1
Leading after the 8th	9-1	4-1
Trailing after the 8th	0-7	0-4
Tied after the 8th	1-0	---
Hit 0 home runs	6-7	2-3
Hit 1 home run	3-2	1-2
Hit 2+ home run	10-4	2-3
Opponent 0 home runs	8-2	1-2
Opponent 1 home run	5-1	2-0
Opponent 2+ home run	6-9	2-4
Made 0 errors	6-3	1-2
Made 1 error	8-5	2-2
Made 2+ errors	5-5	2-3
Opponent made 0 errors	5-6	2-3
Opponent made 1 error	7-3	1-2
Opponent made 2+ errors	7-4	2-2
Out-hit opponent	16-2	3-2
Out-hit by opponent	2-9	2-4
Hits are tied	1-2	0-1



## PRESEASON NOTES

### TWO-WAY TWO STEP

• In what has become more common place in College Baseball in the year 2026, Texas Tech's 2026 roster features a pair of two-way standouts in Brock product Jesse Rusinek and Georgia Tech transfer Connor Shouse. A true freshman, Rusinek signed with the Red Raiders as a true two-way guy having hit and pitched the entire fall and spring after a successful two-way career at Brock High School. During his high school days, Rusinek consistently hit around .400 while recording an ERA of sub-two. During his 2025 senior year, Rusinek hit .526 with four home runs and 37 RBIs, scoring 42 times and swiping 28 bases. On the mound, he went 11-1 with a 1.24 ERA punching out 84 opposing batters. He went 11-1 during his senior year and allowed just nine earned runs earning both 2025 District 4 Class 6A MVP and Texas High School Baseball Coaches Association All-State honors at pitcher. Rusinek who is currently battling for time in both center field and on the mound, projects as one of Tech's top-lefty options out of the bullpen. So far this preseason, Rusinek has sat between 91-93 and has touched 94.

• The Red Raiders second true two-way guy has come as a bit of a surprise for Tim Tadlock, Steve Foster and company, as Georgia Tech transfer Connor Shouse now projects as both a position player and pitcher. Originally recruited out of the portal as an infielder that could also play a corner outfield spot, Shouse expressed an interest in pitching toward the end of the Red Raiders fall competition season. One of the Red Raiders most consistent hitters through out the fall and early spring, Shouse has also flashed on the mound this spring, as the righty pitcher has consistently sat in the mid 90s with his fastball, flashing all the way up to 96 during a recent appearance. Shouse made just three appearances last spring at Georgia Tech striking out four batters in three innings. During his time at Pickens High School and playing travel ball with the Cobb Astros, Shouse set the all-time Pickens High School record in runs scored (133), hits (144), home runs (14), doubles (45), RBIs (101), wins (23), strikeouts (256) and career ERA (1.89). A two-time Region 7 (Class 3A) champion, Shouse struck out 91 batters in 57.1 innings as senior in high school all way turning in a 1.400 OPS and six home runs in 110 career plate appearances. In addition to his ability to pitch out of the bullpen, Shouse has also seen time this preseason at 3B, SS and RF.

### RED RAIDER RETURN

After exhausting his D-I eligibility (we thought) in 2024, Texas Tech graduate student Ryan Free spent his COVID (fifth year) at nearby Angelo State in 2025. A two-year standout for the Red Raiders in 2023 and 2024 after transferring in from Grayson College, Free went 5-1 with a 3.44 ERA in 12 appearances (nine starts) for the Rams of ASU. Free held batters to a .221 batting-average-against and whiffed 50 batters in 49.2 innings pitched, allowing just five total home runs and 10 extra base hits in those 12 appearances. Free saved some of his best work for the postseason for Angelo in 2025 as he helped pitch the Rams to both a Lone Star Conference Tournament Title, helping the Rams out of the losers bracket (ASU lost its first tournament game to LCU) and to four wins in less than 36 hours. Free, who pitched ASU second elimination game, tossed 5.1 scoreless against the Chaps tossing 101 pitches and allowing just one hit. With his ASU numbers included (the NCAA recognizes all stats at one of the three levels of NCAA competition), Free enters the 2026 season with 102.0 career innings and a 16-7 all-time record. Free has made 56 career appearances at the NCAA level including 44 in a Red Raider uniform. After spending the 2024 season as one of the Red Raiders top relievers, Free transitioned from the bullpen into the starting rotation at the tail end of 2025. Free who made nine starts including a strong start in the Big 12 Tournament against Cincinnati where he pitched 6.2 innings of three run ball to propel the Red Raiders into the Big 12 Quarterfinals. Free went 11-4 all-time in two seasons at Grayson, tossing 102.2 innings and whiffing 132 batters. Free went a perfect 6-0 as a freshman and is the son of a pair of former Red Raiders as his father Kelly Free played Baseball (1994-95) at Tech, while his mother Tracy Thompson-Free was a Texas Tech Hall of Famer for the Tech Women's Golf program and played on the LPGA Tour. Thompson-Free led the Red Raiders to the programs first all-time NCAA Tournament appearance and was a three-time All-SWC selection.

### T-LO HAS SEEN IT ALL

Senior Tracer Lopez returns for the Red Raiders in 2026 for his fourth and final year of eligibility in 2026. After hitting a career-best .299 overall a season ago and hitting over .330 in Big 12 play, Lopez was named the No. 38 Second Baseman in the country by D1Baseball and returns to Tech as one of the most experienced players in the country. A veteran of over 160 games (163) and more than 155 starts (156) Lopez enters 2026 with over 160 games played, 155+ starts and over 580 ABs. A career .279 hitter Lopez set new career highs in 2025 in average (.299), at-bats (221), hits (66), fewest strikeouts (36) and stolen bases (4). After making a combined 22 errors in his first 110 games as a Red Raider (55 in both 2023 and 2024), "T-Lo" shined in the field in 2025 making just six total errors (new career-low) and recording career-highs in putouts (76), assists (150) and fielding percentage (.974) primarily sliding from shortstop to second base. In Big 12 play, Lopez hit .328 overall with eight of his nine total doubles, all five of his home runs and 22 RBIs in 30 total starts and appearances. Lopez also stole six of his seven bases in Big 12 play in 2025. Lopez projects as the Red Raiders starting second basemen to begin the 2026 season but also can play third and shortstop.

**JUNIOR JUMP  
(From 2024 → 2025)**

- Avg: .266 → .299
- Hits: 49 → 66
- Doubles: 6 → 9
- RBIs: 20 → 30
- Ks: 44 → 36
- SBs: 4 → 12

### FROM THE 979 TO THE 806

Prior to the 2026 season, Tech added a pair of JUCO standout teammates in former Blinn Catcher Matt Quintanar and Blinn First Baseman Caden Ferraro, A native of Sundland, California, Quintanar arrives in Lubbock after two seasons at the JUCO level at the College of Central Arizona (2024) before spending his sophomore season in the DFW area at Blinn. A 2025 JUCO All-American, Quintanar hit .411 in his first season at Blinn with 15 home runs, 95 hits and 60 RBIs. One of the toughest batters to strike out in the NJCAA a season ago, Quintanar walked 40 times and whiffed just 23 times in 226 at-bats. Quintanar recorded the same number of doubles (23) as he did strikeouts in 2025. The catcher recorded an on-base percentage of .511 the best on the team. Quintanar hit .347 in 2024 at Central Arizona with eight home runs and 51 RBIs. He struck out just 21 times and walked 34 in 193 at-bats. When you add up his two year totals, Quintanar has struck out just 44 times in 419 career ABs in JUCO. In addition to earning postseason JUCO All-America honors Quintanar checked in on the NCBWA All-America Fourth Team.

**Quintanar and Ferraro in  
2025 Combined**

- 174 Total Hits
- 148 Runs
- 33 Home Runs
- 39 doubles
- 134 RBIs
- 95 walks
- 59 strikeouts

Tech's other "Blinn Bandit", Ferraro also had a strong two-run year run at Blinn where he hit .376 in 120 career games with 155 hits and 142 runs in those 120 games. Ferraro launched 36 home runs (18 in each year) and had two 70+ RBI seasons at Blinn including the 2024 season where he drove in 82 runs. Like Quintanar, Ferraro recorded an impressive walk-to-strikeout ratio of 98-to-78 and walked at nearly a two-times rate as compared to how often he struck out in 2025 (55 walks to 36 strikeouts). Ferraro was a two-time All-Region selection and helped lead Blinn to the 2024 JUCO D-I World Series title and back-to-back JUCO World Series appearances. In Ferraro's two seasons, Blinn was 92-35 overall.

Quintanar finished first in average (.411), second in runs scored (72), first in doubles (23), second in home runs (15) and third in RBIs (60), while Ferraro finished the 2025 season third in average (.369), first in runs scored (76), third in hits (79), first in home runs (18) and first in RBIs (74).

**SOPHOMORE JUMP(S)**

Three Texas Tech second year players will look to make a major jump in 2026 after making various impacts for the Red Raiders in 2025. The first of those underclassmen is 6-6 righty Jackson Burns. Entering the 2025 season as one of the Red Raiders three weekend starters, Burns will look to record a bounce-back 2026 season after being limited to just one appearance opening weekend at No. 6 North Carolina, Burns will look to anchor the Red Raider weekend rotation. A former top-10 righty in the State of Texas and top-400 prospect nationally, Burns joined the Red Raiders after a decorated career at Southwest Christian in Aledo and for the DFW Twins. A former 2023 PG National Showcase participant and 2024 PG First Team All-Texas Region selection, Burns was in the mix for the Red Raiders weekend rotation before missing the 2024 season due to injury. In 2023 at Southwest Christian, Burns led all private schools in the State of Texas in strikeouts (146) and earned the District Pitcher of the Year. Burns also pitched for the Rangers Area Code team in 2023. In his final tuneup start of the Spring last Friday afternoon, Burns whiffed seven batters in four strong innings of two run ball. The Red Raiders second sophomore hoping to take a jump in '26 is true sophomore Connor Mohan. The Red Raiders midweek starter for a large portion of the 2025 campaign, Mohan made 12 appearances and six starts a season ago including mid weeks starts against Oklahoma, Abilene Christian and UTRGV. After starting his college career with a pair of scoreless outings out of the bullpen, Mohan again assumed the midweek starter role recording the best start of his young career at ACU (Apr. 21) when he went six innings of two-run ball. Mohan, who weighed 165 a season ago, is up to 191 pounds heading into the 2026 season and has reached 96 with his fastball during the preseason.

Tech's third neophyte that will look to take the "Sophomore Stride" is California native and former top-20 LHP and Top-5 pitcher in the State of California, Jorden Espinoza. A short-stint reliever a season ago, Espinoza made eight appearances in 2025 striking out eight batters in 6.2 innings. Like Mohan and Burns, Espinoza has also seen an up-tick in Velo this offseason into preseason as the southpaw has touched 94 from his three-quarter lefty angle. Espinoza was ranked a top-150 prospect in the Class of 2024 in addition to being a top-20 player in California and a top-five LHP in the state. Another sophomore that was limited in 2025 and will look to make a big jump in 2026 is former Top-100 signee and Hawai'i native Jace Souza. One of the toolsiest Red Raiders on the 2026 squad, Souza has flashed all five of his tools in spades during the preseason as he has shown an ability to hit gap-to-gap as well run and defend at a high level. Souza who suffered multiple leg injuries a year ago was limited to just nine total games and did not make his season debut until the 34th game of the season (Game Three at Arizona State). Souza hit just .222 in 27 at-bats in 2025.

The Red Raiders will also look to a pair of key contributors from a season ago to take a year two leap as middle infielder Coleman Ryan and righty Will Jordan are also back for Texas Tech in 2026. Ryan who started 37 games for the Red Raiders at 2025, primarily at shortstop hit .248 as a freshman and drove in 11 runs in his 113 total at-bats, while Jordan made 14 total appearances pitching to a 4.19 ERA over his 19.1 innings pitched. Jordan whiffed 24 and held batters to a salty .224 batting average against. Jordan is one of three returners from 2025 with 10 or more appearances and ranks fourth amongst returners in total innings pitched from a year ago (only Mohan, Pirko and Bevis have more).

**MAKINGS OF A GOOD LINEUP**

With two of the best hitters in the Big 12 in 2025 back in the fold for 2026 in first baseman Robin Villeneuve and outfielder Logan Hughes as well as the addition of Hollis Porter (Maryland) in the transfer portal, the Tech lineup will feature three guys that hit 10 or more home runs in 2025 in a Power Four Conference. When combined with one of the nation's top freshman in Linkin Garcia as well as JUCO transfers Matt Quintanar, AJ Goytia and Caden Ferraro, the Red Raiders project to have one of their deeper and more complete lineups in recent memory. Also back for Tech in 2026 are veterans Tracer Lopez and Davis Rivers, as well as speedster Kyeler Thompson, who projects as the Red Raiders opening day center fielder. In 2025, Thompson stole all 29 bases he attempted and made just three errors all season in center field. Thompson arrived at Tech a season ago after spending his first season of college at Galveston College where he stole 46 of 49 total bases.

**THREE RETURNERS GET THE BALL TO START IT OFF**

Despite bringing multiple JUCO and freshman options who are stretched out and able to start, as well as former Red Raider and D-II transfer Ryan Free, Tim Tadlock and the Red Raider coaching staff will turn to three returners on the hill this weekend in rising sophomore Jackson Burns (RHP, Aledo Texas), former 2024 Freshman All-American Lukas Pirko and rising sophomore Connor Mohan. Originally scheduled to be a key cog in the Red Raider rotation plans in 2025, Burns pitched just once in 2025 at No. 6 North Carolina on a cold and rainy day in Chapel Hill. One of the Red Raiders most consistent arms a season ago during the 2025 spring ramp up, Burns came down with mononucleoses after his appearance against the Tar Heels and did not see action the rest of the season. The back two-thirds of the Red Raider rotation did have a fair amount of experience in 2025 starting ballgames as of Pirko's 18 total appearances four did come as weekend starts. In his first appearance as a Red Raider Pirko ironically replaced Burns in the first inning of the series finale against the Heels and tossed 5.1 one-run innings where he whiffed seven. The bullpen stint combined with Burns illness earned Pirko starts against UC Irvin, Texas and at GCU before he also went down with an injury and missed three-straight weekends. Pirko made his return as season ago against Tarleton State. Tech's third starting option was also no stranger to pitching as starter, as Mohan will make his seventh career start in his 13th appearance on the hill on Sunday. Mohan who started most of the midweek contests down the stretch for the Red Raiders will however be making his first career weekend start on Sunday. Both Burns and Mohan are DFW natives as Burns grew up in nearby Aledo and attended Southwest Christian HS, just under 30 miles from Globe Life Field. Burns' classmate and fellow weekend starter Mohan grew up on the otherside of the Metroplex (SW of Arlington) in nearby Burleson.

**INNINGS TO FILL**

With a pair of new pitching minds in Steve Foster and Steve Merriman in 2026, the Red Raiders will feature a new look this season that features eight pitchers that were in different places in 2025. In total the Red Raiders lost 313.1 of its 462 innings pitched in 2025 including its top-four in innings pitched from a season ago and all three weekend starters in Mac Heuer who signed with the Yankees after being drafted in the 8th Round by the Yankees, Tyler Boudreau who signed with the Yankees as a free agent and Zane Petty who was drafted by the Cleveland Guardians in the 2025 draft. Also gone from the roster in 2026 is senior Jack Cebert who after going 7-3 with a 3.45 ERA in 60 total innings pitched was also drafted by the Yankees. In addition to the sophomores listed above (Burns, Espinoza, Jordan and Mohan), Tech will also lean heavily on former Freshman All-American (at California Baptist) Lukas Pirko, Logan Bevis as well as Parker Hutyra. Hutyra, who missed most of the 2025 season due to injury was limited to just nine total innings pitched after a strong 2024 freshman campaign that saw the DFW native go 4-3 with a 4.72 ERA and 38 strikeouts in 34.1 innings. Hutyra was a 2024 Big 12 All-Freshman Team selection. Also "back" after a one-year stop at D-II Angelo State will be southpaw Ryan Free who enters 2026 with 102.0 career innings and a 16-7 all-time record in three seasons. Free has made 56 career appearances at the NCAA level including 44 in a Red Raider uniform. After spending the 2024 season as one of the Red Raiders top relievers, Free transitioned from the bullpen into the starting rotation at the tail end of 2025. Free who made nine starts including a strong start in the Big 12 Tournament against Cincinnati where he pitched 6.2 innings of three run ball to propel the Red Raiders into the Big 12 Quarterfinals.

Also potentially part of the solution for the Red Raiders on the bump will be a pair of Freshmen in Adam Hayes (Former No. 1 rated pitcher in the State of Colorado) and Jesse Rusinek (Top-50 lefty in the country) as well as JUCO arms Bryce Suiter (Fort Scott), Heeryun Han (Los Medanos/New Mexico Military) and Donovan Beccera (New Mexico JC). A native of Arkansas, Suiter was one of the final pieces to the Red Raider 2026 roster, joining the squad late in July after pitching one season at Fort Scott Junior College in Kansas. In 19 total appearances at Fort Scott, Suiter went 2-2 tossing 23.2 innings and recording an ERA of 3.42. Suiter whiffed 27 in those 23.2 innings and also recorded two saves. One of the better pitching prospects at the Junior College level, the Red Raiders could also lean on Beccera. A transfer from New Mexico Junior College, Beccera went 15-3 in 30 career appearances at NMJC striking out 148 batters in 119.2 career innings. After going 9-1 with a save in 2024, Beccera went 6-2 in 2025 recording his second-straight 70 punchout seasons. An option for the Red Raiders out of the bullpen, Han brings a different approach to the art of pitching as the South Korea native can pitch from multiple different arm angles and features a breaking ball that routinely will be less than 70 MPH and a fastball that sits in the mid 80s. Another potential option for the Red Raiders on the mound in 2026 will be Hawai'i transfer Kaysen Raineri who transferred to Texas Tech after a strong summer ball stint in the Northwoods League with the Rockford Rivets where he made five starts and pitched to a 3.16 ERA in 25.2 innings pitched. Raineri did not allow a run (earned or unearned) over the first 15.2 inning of his stint in the midwest and did not allow an earned run over his first 18.2 innings pitched.

## MiLB/MLB and Prospect Notes

### DOBBINS DEBUTS THEN DEPARTS TO THE TEAM HE DEBUTED AGAINST

Called up as the Boston Red Sox 27th-Man for a Sunday night ESPN contest against the St. Louis Cardinals back on Apr. 8, former Texas Tech righty Hunter Dobbins ironically was traded to the Cardinals back on Dec. 21, 2025 as part of a package that went back to St. Louis for the Red Sox acquisition of Wilson Contreras. Dobbins who suffered a torn ACL midway through his rookie campaign went 4-1 with a 4.13 ERA in 13 total appearances and 11 starts. In 61 innings, Dobbins allowed just 17 walks and whiffed 45. After being added to the 40-Man roster this past winter, Dobbins got the call on Saturday night after going 17-16 with 3.88 ERA in 63 games (61 starts) during his minor league career. An eighth-round pick in the 2021 MLB Draft by the Red Sox, Dobbins worked through back-to-back first inning doubles using a pick-off and his first MLB punchout to hold the potent Cardinals lineup to just a run in the first. Heading back out in a 1-1 game for the second, Dobbins closed a 1-2-3 second with back-to-back punchouts. The Boston offense exploded in second and third innings staking Dobbins to a 10-1 lead through three innings. With the game well in control, Dobbins worked around base runners in the fourth and fifth to fire the requisite 15 outs needed to earn his first MLB win. Dobbins hit 97 MPH in the outing and forced 14 swings and misses. In the end, Dobbins went five innings and allowed eight hits and two runs. The righty struck out five, helping the Red Sox to an 18-7 win.

### NOT A BAD ROOKIE YEAR

In his first full season at the MLB level, Josh Jung accomplished just above everything he could. The front runner for Rookie of the Year until he missed 32 games with a broken left thumb, Jung served as the starter for the American League in the 2023 All-Star game, becoming the first rookie in franchise history to start the All-Star Game. Jung joined former Tech hurler AJ Ramos as the only two former Red Raiders to earn an All-Star nod. Prior to getting hurt, Jung was hitting .274 with 22 homers and 67 RBIs, leading the majors amongst rookies in homers, RBIs, hits (117), runs (70) and extra-base hits (47) at the time of his injury.

Jung's absence proved critical for the Rangers who went from 68-47 when Jung got hurt to 82-67 on the day he returned, meaning the club went 12-20 without him. Returning with 12 games remaining, Jung helped the Rangers to an 8-5 close, as the club clinched a wild card spot. In his first postseason, Jung made an immediate impact, hitting .308 over 65 at-bats. The infielder hit three homers, drove in eight runs, scored 13 times and played in all 17 Postseason games. Jung drove in the first run of Texas' postseason journey when he plated Nathaniel Lowe on a sac fly. Jung hit at least .300 in every round of the playoffs except the Championship Series including a .350 performance during the World Series. Jung's best round of the postseason came during the Division Series against Baltimore, as the former Red Raider went 5-for-12 (.417) over the three game sweep of the 101-win Baltimore Orioles. Including the postseason (139 games), Jung hit .271 with 26 home runs and 78 RBIs. Jung finished his rookie campaign with 147 hits in 543 at-bats.

### THE SECOND JUNG CAN PLAY TOO

A former first round pick to the Tigers (12th overall), Jace Jung made his MLB Debut back on Aug. 16, 2024 against the New York Yankees. Appearing in 28 games for the Tigers after being called up, Jung hit .241 with 14 runs scores and three RBIs. Playing primarily at 3B, Jung recorded an on-base percentage of .362 in his short stint with the big club in the regular season. Part of a gritty Tigers team that caught fire down the stretch, Jung made his MLB Postseason debut with the Tigers on Oct. 9 and recorded his first-career RBI on Oct. 10. Jung is projected to make the 2025 Tigers opening day roster when Spring Training comes to a close on Mar. 25.

### HAMPTON ON THE RISE

After an injury plagued 2024 and 2025 season that included both a right flexor strain, a torn UCL and a groin strain, Chase Hampton looks to return to form in 2026. The former top-100 prospect by Baseball America (No. 72), MLB Pipeline (No. 92) and Baseball Prospectus (No. 56), Hampton was tabbed the Yankees top overall pitching prospect by Keith Law of the Athletics. The 2023 New York Yankees Minor League Pitcher of the Year, Hampton has pitched to a 4-4 record in 27 career starts. Through 125.1 career innings, Hampton has whiffed 161 batters pitching to an ERA of 3.45 over that span. One of the stories of Yankees system in 2023, Hampton whiffed 145 batters in 106.2 innings in 2023 splitting time between High-A (Hudson Valley) and Double-A (Somerset). Hampton was a 2025 spring training invitee before missing the entire season with a torn UCL. Hampton has pitched just 18 2/3 innings since the start of the 2024 season.

### A-MO AND BIRDIE NEXT

After pitching in the weekend rotation next to one another in 2022, former Red Raiders Andrew Morris (Twins) and Brandon Birdsell are also both poised to make the MLB debuts in 2025 after both righties reached their respective Triple-A clubs in 2024. A 4th Round selection in the 2022 MLB draft, Morris had a career year in 2024 making 26 appearances and 24 starts for the Twins High-A, Double-A and Triple-A affiliates. Morris began the season in Iowa with the Cedar Rapids Kernels before getting the bump up to Wichita on May 21st after seven starts. After pitching to a 2.15 ERA with the Kernels, Morris trimmed his ERA by nearly a half run in Wichita pitching to a 1.90 ERA in 12 games and 10 starts. The strong performance at Double-A earned Morris the call-up to St. Paul where he made his Triple-A debut for the Saints on Aug. 13. Morris was added to the Twins 40-man roster this fall and has a chance to make the club out of Spring Training.

The other half of the 2022 Red Raider rotation pitching in the minors, Birdsell, also had a strong 2024 season as he was named the Cubs Minor League Pitcher of the Year after also reaching Triple-A. Making 27 appearances and 26 starts, Birdsell pitched to a 8-9 record and a 3.91 ERA last season. Birdsell struck out 134 batters in 135.2 innings pitched. After pitching to a 3.63 ERA in Tennessee, Birdsell went 4-5 with a 4.26 ERA in Triple-A Iowa. Birdsell struck out 69 batters in his 61.1 innings of work for the Iowa Cubs and 65 batters in 74.1 innings. Birdsell who was in consideration for a late season call-up in 2025 suffered an elbow injury himself back in August of 2025.

## RED RAIDERS IN THE BIG LEAGUES



- Chuck Harrison (1965-67, 1969, 1971) - Houston, Kansas City
- Doug Ault (1976-78, 1980) - Texas
- Mike Humphreys (1991-93) - New York Yankees
- Donald Harris (1991-93) - Texas
- Mark Brandenburg (1995-1998) - Texas, Boston
- Ryan Nye (1997-00) - Philadelphia
- Travis Smith (1998, 2002, 2004, 2006) - Milwaukee, St. Louis, Atlanta
- Keith Ginter (2000-2006) - Houston, Milwaukee, Oakland
- Brandon Kolb (2000-01) - San Diego, Milwaukee
- Stubby Clapp (2001) - St. Louis
- Matt Miller (2001-02) - Detroit
- Travis Driskill (2002-04) - Baltimore
- Josh Bard (2002-2011) - Cleveland, Boston, San Diego, Washington, Seattle
- Trey Lunsford (2002-03) - San Francisco
- Steve Watkins (2004-05) - San Diego
- Joe Dillon (2005, 2007, 2009) - Florida, Milwaukee, Tampa Bay
- Jeff Karstens (2006-2013) - New York Yankees, Pittsburgh
- Chris Sampson (2006-2010) - Houston
- Dallas Braden (2007-2011) - Oakland
- Dustin Richardson (2009-2010) - Boston
- Josh Tomlin (2010-21) - Cleveland, Atlanta
- Zach Stewart (2011-14) - Toronto, Chicago White Sox, Boston
- A.J. Ramos (2012-18, 2020-21) - Miami, NY Mets, Colorado, LAA
- Nathan Karns (2013-19) - Washington, Tampa Bay, Seattle, KC, Baltimore
- Colt Hynes (2013-17) - San Diego
- Roger Kieschnick (2013-14) - San Francisco, Arizona, LA Angels
- Chad Bettis (2013-19) - Colorado
- Daniel Coulombe (2014-present) - LAD, Oak, NYY, Minn., Baltimore
- Kelby Tomlinson (2015-19) - San Francisco
- Robert Dugger (2019-2023) - Miami, Seattle, Tampa, Cinn., Texas
- Parker Mushinski (2022-present) - Houston
- Davis Martin (2022-present) - Chicago White Sox
- Caleb Kilian (2022-present) - Chicago Cubs
- Josh Jung (2022-present) - Texas Rangers
- John McMillon (2023-present) - Kansas City Royals
- Clayton Beeter (2024-present) - New York Yankees
- Jace Jung (2024-present) - Detroit Tigers
- Mason Montgomery (2024-present) - Tampa Bay Rays
- Hunter Dobbins (2025-present) - Boston Red Sox (Debut)
- Patrick Monteverde (2025-present) - Miami Marlins
- Caleb Freeman (2025-present) - Chicago White Sox
- Braxton Fulford (2025-present) - Colorado Rockies

## MLB DRAFT/ TOP 100

- 1st Round (No. 5): Donald Harris, OF, Texas Rangers, 1989
- 1st Round (No. 8): Josh Jung, 3B, Texas Rangers, 2019
- 1st Round (No. 12): Jace Jung, 2B, Detroit Tigers, 2022
- 2nd Round (No. 41): Matt Miller, LHP, Detroit Tigers, 1996
- Supp. 1st Round (No. 45): Barrett Barnes, OF, Pittsburgh Pirates, 2012
- 2nd Round (No. 57): Ryan Nye, RHP, Philadelphia Phillies, 1994
- Competitive Balance Round B (No. 66): Clayton Beeter, RHP, LA Dodgers, 2020
- Competitive Balance Round B (No. 74): Grant Little, OF, San Diego Padres, 2018
- 2nd Round (No. 76): Chad Bettis, RHP, Colorado Rockies, 2010
- 3rd Round (No. 79): Kevin Bazzell, C, Washington Nationals, 2024
- 3rd Round (No. 82): Roger Kieschnick, OF, SF Giants, 2008
- 4th Round (No. 83): Pat McKean, LHP, Atlanta Braves, 1971
- 3rd Round (No. 84): Bryce Bonnin, RHP, Cincinnati Reds, 2020
- 3rd Round (No. 84): Zach Stewart, RHP, Cincinnati Reds, 2008
- 4th Round (No. 89): Brandon Kolb, RHP, San Diego Padres, 1995
- 3rd Round (No. 100): Josh Bard, C, Colorado Rockies, 1999



## TEXAS TECH 2026 HOME RUN TRACKER

No.	Player	Opponent (Date)	Runs	Dir.	Outs	Count	Inning	MPH	Distance
1	Linkin Garcia (1)	UTRGV (Feb. 17)	2	LF	0	0-0	3rd	111	446'8"
2	Linkin Garcia (2)	UTRGV (Feb. 17)	3	LF	0	3-2	6th	105	397'9"
3	Connor Shouse (1)	UAlbany (Feb. 20)	1	RC	0	0-0	3rd	107	409'0"
4	Linkin Garcia (3)	UAlbany (Feb. 20)	2	LF	2	1-1	8th	110	397'0"
5	Connor Shouse (2)	UAlbany (Feb. 20 G2)	1	LL	0	2-0	5th	112	360'9"
6	Logan Hughes (1)	UAlbany (Feb. 20 G1)	3	RL	2	1-1	3rd	111	392'0"
7	Logan Hughes (2)	UAlbany (Feb. 20 G2)	2	RL	1	1-1	7th	106	397'9"
8	Jesse Rusinek (1)	UAlbany (Feb. 20 G2)	2	RC	1	1-1	7th	102	409'2"
9	Robin Villeneuve (1)	UAlbany (Feb. 20 G2)	2	LC	2	0-0	9th	106	392'5"
10	Davis Rivers (1)	CSUB (Feb. 27)	1	RC	0	1-0	3rd	115	427'0"
11	Logan Hughes (3)	CSUB (Feb. 27)	3	RC	2	0-2	5th	100	371'2"
12	Davis Rivers (2)	CSUB (Feb. 27)	2	CF	2	0-1	5th	104	434'0"
13	Connor Shouse (3)	CSUB (Feb. 28)	3	LF	1	0-1	5th	113	443'2"
14	Robin Villeneuve (2)	CSUB (Mar. 1)	1	LF	0	0-0	3rd	100	401'1"
15	Caden Ferraro (1)	CSUB (Mar. 1)	1	LF	0	3-1	4th	101	374'0"
16	Robin Villeneuve (3)	CSUB (Mar. 1)	1	LF	2	2-1	4th	99	389'3"
17	Caden Ferraro (2)	Penn State (Mar. 6)	1	RC	2	3-2	6th	101	434'3"
18	Davis Rivers (3)	Penn State (Mar. 6)	1	RF	1	1-1	8th	108	407'0"
19	Robin Villeneuve (4)	Penn State (Mar. 6)	1	LL	1	2-2	8th	109	373'8"
20	Robin Villeneuve (5)	Penn State (Mar. 7)	2	RF	2	1-0	1st	105	390'3"
21	Logan Hughes (4)	Penn State (Mar. 7)	3	RL	0	3-1	6th	111	439'9"
22	Connor Shouse (4)	UTSA (Mar. 11)	2	RL	0	2-1	6th	94	361'8"
23	Robin Villeneuve (6)	UTSA (Mar. 11)	2	RC	1	3-1	6th	108	420'1"
24	AJ Goytia (1)	UTSA (Mar. 11)	2	RC	1	0-0	6th	104	430'3"
25	Logan Hughes (5)	Kansas (Mar. 13)	1	RL	2	2-2	1st	104	426'2"
26	Robin Villeneuve (7)	Kansas (Mar. 13)	2	RC	0	1-1	4st	110	423'3"
27	Matt Quintanar (1)	Kansas (Mar. 14)	2	LF	2	0-0	5th	105	425'8"
28	Caden Ferraro (3)	Kansas (Mar. 14)	1	LF	1	3-1	7th	102	380'5"
29	Tracer Lopez (1)	Kansas (Mar. 14)	1	LC	1	2-2	8th	98	402'1"
30	Robin Villeneuve (8)	Kansas (Mar. 15)	2	RC	1	0-1	4th	103	376'0"
31	Robin Villeneuve (9)	DBU (Mar. 17)	2	LC	0	1-0	2nd	114	454'4"
32	Connor Shouse (5)	DBU (Mar. 17)	1	LC	2	2-2	2nd	113	479'7"
33	Logan Hughes (6)	DBU (Mar. 17)	1	CF	2	0-0	6th	104	410'4"
34	Connor Shouse (6)	DBU (Mar. 17)	1	LC	0	1-0	8th	104	432'5"
35	Logan Hughes (7)	Arizona (Mar. 21)	2	CF	2	3-2	1st	102	421'2"
36	Matt Quintanar (2)	Arizona (Mar. 21)	2	LC	0	0-0	4th	100	417'9"
37	Connor Shouse (7)	Arizona (Mar. 22)	3	LC	1	1-1	7th	109	432'4"
38	Connor Shouse (8)	TCU (Mar. 27)	1	LC	1	0-1	5th	109	391'6"
39	Jesse Rusinek (2)	TCU (Mar. 27)	1	RF	0	1-2	6th	89	332'2"
40	Logan Hughes (8)	TCU (Mar. 28)	2	RC	1	3-1	3rd	111	409'2"
41	Caden Ferraro (4)	ACU (Mar. 31)	1	RF	1	0-0	2nd	111	400'8"
42	Logan Hughes (9)	ACU (Mar. 31)	2	LC	1	1-2	3rd	102	410'9"
43	Caden Ferraro (5)	ACU (Mar. 31)	2	RC	0	0-0	8th	108	436'0"



## DAN LAW FIELD AT RIP GRIFFIN PARK

All-Time Record (12 years - 2012-23) \_\_\_\_\_ 338-107 (.760)  
 Most Games \_\_\_\_\_ 37 (2014, 2019, 2023)  
 Most Wins \_\_\_\_\_ 33 (2014)  
 Most Losses \_\_\_\_\_ 13 (2025)  
 Winning Percentage \_\_\_\_\_ .892, 33-4 (2014)\*  
 \* 2020 Home Winning Percentage: 1.000 - Season shortened due to COVID-19

Longest Winning Streak \_\_\_\_\_ 23 games (June 9, 2019-March 15, 2021)  
 Longest Winning Streak (Big 12) \_\_\_\_\_ 9 games (April 11-May 17, 2014)  
 Longest Losing Streak \_\_\_\_\_ 2x, 4 games (April 25-29, 2015/April 24-May 20, 2022)  
 Longest Losing Streak (Big 12) 2x, 3 games (March 24-Apr. 5, 2012/April 24-May 20, 2022/May 3-5)  
 Longest Homestand \_\_\_\_\_ 15 games, Feb. 20-Mar. 15 (2026)  
 Extra-Inning Games in a Season \_\_\_\_\_ 5 (2015)

Margin of Victory \_\_\_\_\_ 27, Texas Southern (5) at #17 Texas Tech (32) (Feb. 23, 2024)  
 Margin of Defeat \_\_\_\_\_ 16, Texas (17) at #7 Texas Tech (1) (April 24, 2016)

### TOP-10 ATTENDANCE MARKS - SINGLE GAME

Game	Date	Attendance	Result
1. #9 Oklahoma State	June 8, 2019	4,833	L, 5-6
2. Duke	June 9, 2018	4,818	W, 6-4
Duke	June 10, 2018	4,818	L, 2-11
4. #16 East Carolina	June 12, 2016	4,817	W, 11-0
#17 East Carolina	June 11, 2016	4,817	W, 3-1 <sup>13</sup>
#17 East Carolina	June 10, 2016	4,817	L, 6-8
7. #16 College of Charleston	June 8, 2014	4,811	W, 1-0
#16 College of Charleston	June 7, 2014	4,811	W, 1-0
9. #9 Oklahoma State	June 9, 2019	4,782	W, 8-6
10. North Carolina	June 5, 2021	4,737	W, 7-2
#21 UCLA	June 6, 2021	4,737	W, 8-2

### LONGEST GAMES (Innings)

1. 16 inn.	Abilene Christian (5) at #5 Texas Tech (6) (March 3, 2015)
2. 14 inn.	TCU (3) at #8 Texas Tech (1) (May 16, 2019)
14 inn.	#25 Texas (6) at Texas Tech (7) (April 6, 2012)
4. 13 inn.	#17 East Carolina (1) at #5 Texas Tech (3) (June 11, 2016)
5. 12 inn.	Cincinnati (8) at Texas Tech (7) (April 4, 2025)
12 inn.	New Mexico State (3) at #13 Texas Tech (4) (March 10, 2015)
12 inn.	Baylor (2) at #23 Texas Tech (3) (April 11, 2015)
12 inn.	#12 Texas (5) at #24 Texas Tech (2) (March 30, 2014)
12 inn.	New Mexico State (7) at #30 Texas Tech (8) (March 8, 2014)
12 inn.	LaSalle (6) at Texas Tech (5) (Mar. 1, 2013)
12 inn.	Houston (9) at Texas Tech (April 15, 2012)

### LONGEST GAMES (Time)

1. 4:56	#17 East Carolina (1) at #5 Texas Tech (3) (13) (June 11, 2016)
2. 4:51	Houston (13) at Texas Tech (10) (11) (Apr. 3, 2026)
3. 4:43	TCU (3) at #8 Texas Tech (1) (14) (May 16, 2019)
4. 4:42	Abilene Christian (5) at #5 Texas Tech (6) (March 3, 2015)
5. 4:37	#2 Texas (12) at #16 Texas Tech (16) (10) (March 26, 2022)
6. 4:33	Cincinnati (8) at Texas Tech (7) (12) (April 4, 2025)
7. 4:24	Oregon (11) at #3 Texas Tech (12) (Feb. 16, 2019)
8. 4:19	Rice (6) at #2 Texas Tech (7) (11) (March 8, 2020)
9. 4:17	UConn (13) at #9 Texas Tech (15) (March 14, 2021)
9. 4:16	#25 Texas (6) at Texas Tech (7) (April 6, 2012)
11. 4:12	Oklahoma State (12) at #4 Texas Tech (10) (April 21, 2017)
4:12	Houston (9) at Texas Tech (10) (April 15, 2012)
13. 4:11	#18 Baylor (11) at #16 Texas Tech (10) (11) (April 18, 2019)
14. 4:06	Oregon (9) at #3 Texas Tech (4) (Feb. 15, 2019)
15. 4:03	New Mexico State (3) at #13 Texas Tech (4) (March 10, 2015)
16. 4:02	Abilene Christian (8) at #9 Texas Tech (5) (April 26, 2022)
17. 4:00	Kansas (9) at #11 Texas Tech (13) (April 7, 2019)
4:00	Stanford (9) at Texas Tech (10) 11 Inn. (April 1, 2024)

### FIRST-PITCH TEMPERATURES

Warmest First-Pitch Temp. \_\_\_\_\_ 104°, Stanford (15) at Texas Tech (3) (June 11, 2021)  
 Coldest First-Pitch Temp. \_\_\_\_\_ 32°, Houston Baptist (1) at Texas Tech (5) (Feb. 14, 2020)

Warmest February Temp. \_\_\_\_\_ 87°, #3 Indiana (2) at Texas Tech (6) (Feb. 15, 2014)  
 Coldest February Temp. \_\_\_\_\_ 32°, Houston Baptist (1) at Texas Tech (5) (Feb. 14, 2020)

Warmest March Temp. \_\_\_\_\_ 89°, #2 Texas (12) at #16 Texas Tech (1) (7) (March 27, 2022)  
 Coldest March Temp. \_\_\_\_\_ 44°, Merrimack (4) at #19 Texas Tech (12) (March 6, 2022)

Warmest April Temp. \_\_\_\_\_ 90°, Kansas State (7) at #30 Texas Tech (4) (April 12, 2014)  
 \_\_\_\_\_ 90° Baylor (18) at Texas Tech (4) (Apr. 12, 2025)  
 \_\_\_\_\_ 90° Baylor (8) at Texas Tech (9) (Apr. 13, 2025)

Coldest April Temp. \_\_\_\_\_ 43°, Cincinnati (8) at Texas Tech (1) (April 4, 2025)  
 \_\_\_\_\_ 43°, New Mexico State (1) at Texas Tech (6) (April 23, 2013)

Warmest May Temp. \_\_\_\_\_ 100°, Oklahoma (8) at #5 Texas Tech (13) (May 19, 2022)  
 Coldest May Temp. \_\_\_\_\_ 63°, West Virginia (1) at #5 Texas Tech (2) (May 19, 2016)

Warmest June Temp. \_\_\_\_\_ 104°, Stanford (15) at Texas Tech (3) (June 11, 2021)  
 Coldest June Temp. \_\_\_\_\_ 64°, Oklahoma State (6) at #8 Texas Tech (8) (June 9, 2019)



## DAN LAW FIELD AT RIP GRIFFIN PARK | CLUBHOUSE PROJECT


On May 20, 2021, Texas Tech unveiled plans for a new baseball team facility at Dan Law Field at Rip Griffin Park.

Construction began in January 2022 for phase one of the two phase project. Phase one began by adding to the existing footprint, with the plan to double the square footage of the existing field house to greater than 25,000 sq. feet of space upon its completion. This first phase of work had minimal impact to the baseball team as they were able to continue to utilize its existing locker room, batting cages, training area, equipment room and film room.

Phase one work included building a new locker room, coaches' offices, coaches locker room, expanded training area, hot and cold plunge tubs, hydrotherapy tub, and a new public lobby. Phase one is near completion with most all furniture and equipment installed in the facility.

Phase two was finished in October of 2023 and included the demolition of the interior of the existing field house as well as the addition of five new batting cages, a cardio room, and A/V equipment room and a new player lounge and nutrition area.

The project cost approximately \$14.5 million and was funded exclusively through philanthropic gifts.





## Head Coach Tim Tadlock



### PERSONAL

Date of Birth \_\_\_\_\_ December 21, 1968 (57 years old)  
Hometown/HS \_\_\_\_\_ Denton, TX/Denton High School, 1987

### FAMILY

Wife \_\_\_\_\_ Kelly (Married 31 years - July 23, 1994)  
Children \_\_\_\_\_ Chloe and Benjamin

### EDUCATION:

Bachelor's \_\_\_\_\_ Texas Tech University (1992)  
Master's \_\_\_\_\_ University of Texas at Tyler (1994)

### PLAYING CAREER

1988-89 \_\_\_\_\_ Hill College  
1990-91 \_\_\_\_\_ Texas Tech

### COLLEGE COACHING CAREER

1993-96 \_\_\_\_\_ Hill College Assistant Coach  
1997-2005 \_\_\_\_\_ Grayson County College Head Coach  
2006-2011 \_\_\_\_\_ Oklahoma Assistant Coach  
2012 \_\_\_\_\_ Texas Tech Assoc. Head Coach  
2013-Present \_\_\_\_\_ Texas Tech Head Coach

### AWARDS & HONORS

2018 National Coach of the Year  
2014 National Coach of the Year  
2016 Big 12 Coach of the Year

### YEAR-BY-YEAR RECORDS

Year	Overall	Conf	Place	Big 12	NCAA	CWS
2013	26-30	9-15	8th	1-2	--	--
2014	45-21	14-10	4th	0-2	5-3	0-2
2015	31-24	13-11	T-3rd	1-2	--	--
2016	47-20	19-5	1st	1-2	6-4	1-2
2017	45-17	16-8	T-1st	1-2	2-2	--
2018	45-20	15-9	3rd	1-2	6-3	1-2
2019	46-20	16-8	1st	3-2	7-3	2-2
2020	16-3	--	--	--	--	--
2021	39-17	14-10	3rd	1-2	3-2	--
2022	39-22	15-9	2nd	1-2	2-2	--
2023	41-23	12-12	6th	2-2	2-2	--
2024	33-26	12-17	10th	2-2	--	--
2025	20-33	13-17	9th	---	--	--
2026	19-13	5-7	---	---	--	--
<b>Total</b>	<b>492-289</b>	<b>173-138</b>	<b>--</b>	<b>14-22</b>	<b>33-21</b>	<b>4-8</b>

Tim Tadlock is set for his 14th season as Texas Tech's head baseball coach in 2026. During his tenure, Tadlock has built his alma mater into one of the best programs in the state. Tadlock has led the Red Raiders to four College World Series and three Big 12 Championships.

A two-time National Coach of the Year, Tadlock was named head coach of his alma mater on June 8, 2012, becoming the ninth head coach in program history. He owns a collegiate career record of 875-376 in 20 years as a head coach with nine seasons at Grayson County College (435-127) and the last 11 at Texas Tech (473-275).

Under Tadlock, the Red Raiders have become a national contender year in and year out. Tech is one of six schools in the nation to advance to the College World Series four times since 2014, including consecutive trips in 2018 and 2019 for the first time in school history. Tadlock put his teams in a position to host five consecutive regionals, making Texas Tech the only school in the country to accomplish the feat from 2016-2021, and advanced to NCAA postseason play for in seven straight seasons (2016-23).

During Tadlock's previous 13 seasons, the Red Raiders have recorded five 45+ win seasons and three Big 12 titles. Individually, Tech has had 15 individuals earn All-America honors - five who were First Team All-America selections - 16 Freshman All-America honors, a College Baseball Foundation National Pitcher of the Year, a Brooks Wallace Award Winner, and two Bobby Bragan Collegiate Slugger Awards. At the conference level, Tech has accumulated 74 All-Big 12 selections (first and second team), four Big 12 Players of the Year, two Big 12 Pitchers of the Year, three Big 12 Freshmen of the Year and a Big 12 Newcomer of the Year.

The Red Raiders have had 66 student-athletes selected in the MLB Draft under Tadlock, including a school-record 11 in 2018. In 2021, a school-record seven Red Raiders were selected within the top 10 rounds. Overall, Tadlock has coached 176 MLB Draft picks, including at least one draft pick during the last 28 seasons, and has coached five first-round selections, 22 players taken in the top five rounds and 57 selections in the top 10 rounds of the draft during his coaching career.

With the remarkable team success, Tech fans have packed Rip Griffin Park in Tadlock's 10 seasons. In 2015, Texas Tech sold out its season ticket allotment for the first time ever following its first appearance in the CWS. And since, Texas Tech season tickets have been sold out each ensuing season. The 2025 season marked the 11th straight that season tickets have sold out prior to the start of the season.

Tadlock returned to his alma mater for the 2012 season as the program's associate head coach and recruiting coordinator. During his one season in this role, the Red Raiders had a school-record nine MLB Draft picks, including first-round selection center fielder Barrett Barnes, who became the third highest draft pick in school history with the 45th overall pick.

After beginning his college coaching career as an assistant at Hill College (1993-96) for four seasons, Tadlock became the head coach at Grayson County Junior College, where he led the Vikings to back-to-back National Junior College Athletic Association World Series titles in 1999 and 2000. During his nine seasons at Grayson, Tadlock posted a 435-127 (.774) overall record while being named National Coach of the Year following both title runs (1999-2000).

After a prep career at Denton High School and two years at Hill College, Tadlock was a two-year starting shortstop for the Red Raiders while helping Texas Tech to its first-ever 40-win season as a senior in 1991 (42-18). In his two-year career at Tech, Tadlock played in 120 games, batted .289 (120-for-415) with 96 runs scored, 19 doubles, four triples, eight home runs, 68 RBI, 71 walks, 65 strikeouts and was 28-of-41 in stolen bases. Tadlock played for legendary coach Larry Hays while at Texas Tech.

Tadlock graduated with his bachelor's degree in physical education from Texas Tech in May 1992. He also earned a master's degree in education in August 1994 from the University of Texas at Tyler. Tadlock and his wife, Kelly, have two children, daughter, Chloe, and son, Benjamin. Tadlock is originally from Denton, Texas, and was born in 1968.

### BIG 12 POWER

- 2016, 2017, 2019 - Three titles
- Until 2023, the Red Raiders had entered the Big 12 tournament seeded no worse than No. 3, the only team in the conference that can claim that feat.
- From the 2014 season until the 2023 season (nine seasons), the Red Raiders finished at least .500 or better. That streak which included a pair of solo regular season titles and a co-conference title, was snapped in last season's 12-17 mark.

### 45+ WIN SEASONS

- 2014 | 45-21, 14-10 | First College World Series Appearance
- 2016 | 47-20, 19-5 | Big 12 Championship, No. 5 National Seed, College World Series
- 2017 | 45-17, 16-8 | Big 12 Championship, No. 5 National Seed
- 2018 | 45-20, 15-9 | No. 9 National Seed, College World Series
- 2019 | 46-20, 16-8 | Big 12 Championship, No. 8 National Seed, College World Series Semifinals

### IN THE NATIONAL RANKINGS

- Texas Tech finished inside the Top 25 of all six national polls in the end-of-season rankings in 2022, extending a streak that also started in 2016.
- The Red Raiders open the 2023 season ranking in all six national polls. National polls around the country have the Red Raiders as a consensus top 25 team, ranging from No. 16 to No. 24. Perfect Game liked Texas Tech as No. 16, followed by College Baseball News at No. 17, Baseball America at No. 23 and D1Baseball at No. 24.
- In 2020, Tech earned a No. 1 ranking for the first time since April 14-28, 1997, when it appeared at the top of the Collegiate Baseball Newspaper poll for three weeks.

### RED RAIDERS IN THE MLB DRAFT

- Under Tadlock, Texas Tech has had a whopping 67 Red Raiders selected in the MLB Draft since 2013.
- Tadlock had a school-record 11 players drafted in the 2018 draft, followed by seven selections in 2019, including four picks in the Top 10 rounds for the second straight year.
- In 2021, a school-record seven Red Raiders were selected within the top-10 rounds.
- Of the 31 Red Raiders in program history selected in the first five rounds of the MLB Draft, over a third (12) have come with Tadlock at the helm.
- Two of the three Red Raiders all-time selected in the first round are brothers Josh and Jace Jung. Two standouts guided by Tadlock.

### TADLOCK MOVES INTO 2ND PLACE ON ALL-TIME SCHOOL WINS LIST

In 2021, Tim Tadlock moved into second place on the all-time Texas Tech head coaches wins list, surpassing the late Kal Segrist's 317 wins (1986-83). He now only trails Larry Hays (1987-2012) who compiled 813 in his career.

# TEXAS TECH COACHING STAFF



**J-BOB THOMAS, #19**  
Assistant Coach  
14th Season at Tech  
(Abilene Christian, '05)

**Coaching Capsule:** J-Bob Thomas enters his 14th season as the recruiting coordinator/assistant coach at Texas Tech in 2026. Thomas serves as the program's recruiting coordinator.

Thomas enters his 21st year in collegiate baseball and his 14th on head coach Tim Tadlock's coaching staff at Tech. He was named assistant coach/recruiting coordinator with the Red Raiders on June 20, 2012. Known as a tireless worker and as one of the top recruiters in college baseball, Thomas has proven his abilities early and often throughout his career at Tech. In the fall of 2023, Thomas' recruiting prowess was on full display as the Texan signed the No. 11 recruiting class in the country (Class of 2024) this past fall. The class included four top-150 prospects and was No. 2 in the Big 12 (UT, No. 8). It comes on the heels of the 2023 Class that was ranked as high as No. 8 in the nation and No. 1 in the State of Texas. He was recognized as the ABCA/Baseball America Assistant Coach of the Year in 2017 and by Perfect Game in September 2015 as one of 10 coaches nationally "who are everywhere recruiting." A native of Duncanville, Texas, Thomas played for legendary coach Bob Rombach at Duncanville High School where he led his team to three straight Texas High School state playoff appearances (1998-2000). Thomas is the lone assistant that was a member of Tadlock's charter staff.



**ERIC GUTIERREZ #12**  
Assistant Coach  
8th Season at Tech  
(Texas Tech, '18)

**Career Capsule:** Former Red Raider All-American first baseman Eric Gutierrez begins his eighth season on head coach Tim Tadlocks staff in 2026 after being promoted to an assistant

coach role after serving as the Director of Baseball Operations during the 2024 season before being promoted before 2025. Gutierrez returned to Lubbock to join Tim Tadlock's staff in 2018 after wrapping up a professional career in the Miami Marlins organization. In 2016, Gutierrez was drafted in the 20th round by the Marlins and spent three years with the Batavia Muckdogs, Greensboro Grasshoppers and the Jupiter Hammerheads. Gutierrez, a native of Mission, was a four-year letterwinner and one of the most decorated student-athletes to don the scarlet & black at Texas Tech. He started every game of his collegiate career, primarily at first base, totaling 244 games, the most in school history. Gutierrez still holds four school records, leading the team in eight yearly categories and checks in with 30 marks that rank in the top 10 in the Tech record books. Gutierrez was a former Gold Glove Award winner and was a Collegiate Home Run Derby champ.

Gutierrez is responsible for the Red Raiders defense and will serve as the hitting coach this season for Coach Tim Tadlock.



**NOLEN HESTER,**  
Director of Operations  
1st Season at Tech  
(Wofford, '22)

**Coaching Capsule:**


A former Second Team All-Big 12 selection during his lone season as a Red Raider, Nolen Hester joined Tim Tadlock's staff as the programs Director of Baseball operations ahead of the 2025 season. A native of Mt. Pleasant, Texas, Hester started and played all 60 games for the Red Raiders in 2023, helping Tech to a 41-23 record and a regional final appearance at the Gainesville Regional. In addition to his role as the programs Director of Operations, Hester will also assist the Red Raider outfielders and will serve as the programs baserunning coach. Known for his incredible plate discipline and approach, Hester led the Big 12 in on-base percentage (.525) after recording 61 walks in 60 games and striking out just 27 times. Hester also was hit-by-a-pitch 16 times meaning the OF reached base in 155 of his 295 at-bats. Hester transferred to Texas Tech ahead of the 2023 season after a decorated four-year career at Wofford where the outfielder hit .331 and recorded 161 hits and just 59 total strikeouts. He also made just one career error in 158 games at Wofford.



**STEVE FOSTER, #50**  
Assistant Coach (Pitching)  
1st Season at Tech  
(Wisconsin-Stevens Point '98)

**Coaching Capsule:** Former MLB pitcher (Cincinnati Reds, 1990-93) and MLB coach Steve Foster joined the Red Raider coaching staff back in July of 2025 as Tech's pitching coach. A veteran

of nearly two decades in pro ball, Foster served as the Rockies pitching coach from 2015-21 after spending multiple stints as an MLB Bullpen coach. Know for his extensive understanding and experience with analytics, Foster with the help of Director of Pitching Development Steve Merriman helped build one of the best pitching labs in the country here in Lubbock. Foster helped tutor and mentor four different MLB All-Stars during his MLB coaching career including closer Greg Holland and starter German Marquez who reached the Mid-Summer Classic in 2021 and is the most recent Rockies pitcher to reach the game. Inheriting the highest pitching staff in terms of ERA, Foster helped the Rockies finish 17th in total ERA in three seasons despite Coors Field and Denver being known as a hitters park. The Rockies also won 178 games in 2017 and 2018 making back-to-back postseason appearances. He also was a key advisor for former Kansas City Royals General Manager Dayton Moore and helped Moore and the Royals build their core that won back-to-back American League Pennants and won the 2015 World Series title. Foster's daughter, Lauren, is a former standout at Wisconsin and has served as a GA at Oklahoma (2023-24), an assistant at UTA (2025) and is currently a softball assistant at Penn State.



**STEVE MERRIMAN**  
Director of Pitching Development  
1st Season at Texas Tech  
(Central Michigan, '91)

**Career Capsule:** Former Michigan and Toledo pitching coach and MLB veteran Steve Merriman joined the Texas Tech coaching staff in August of 2025 as the programs Director of Pitching Development. No stranger to working with pitching coach Steve Foster, Merriman

is regarded as one of the top pitching minds and biomechanical scientists in the world. With the help of Foster, Merriman has helped build the Red Raiders new pitching lab which is regarded in the college and pro game as one of the best in baseball (both college and pro). Merriman joined Tech after a 20+ year pro ball career that included stops with six different MLB organizations as well as the stops at Michigan and Toledo. Most recently the pitching coach with the Montgomery Biscuits and the Bowling Green Hot Rods, Merriman also served as the Wolverines pitching coach for both the 2021 and 2022 season. In addition to his analytics prowess, Merriman is also well versed in Rapsodo, Driveline and PitchGrader all while serving as a board member for OnBase U and ProPlay AI as well as a key advisor for the Texas Baseball Ranch and Dr. Tom House/Joe Newton Arm Care + Velocity program. Merriman helped mentor 20-year MLB pro Rich Hill during his first stint at Michigan and was a three-time NCAA Tournament Participant. Merriman's son Troy is currently the head baseball coach at Tiffin University in Ohio.

## Quick Facts

### UNIVERSITY INFORMATION

School	_____	Texas Tech University
Location	_____	Lubbock, Texas
Founded	_____	1923
Enrollment	_____	40,666
Nickname	_____	Red Raiders
School Colors	_____	Scarlet & Black
Affiliation	_____	NCAA Division I
Conference	_____	Big 12
Chancellor	_____	Dr. Tedd L. Mitchell
Interim President	_____	Dr. Lawrence Schovanec
Director of Athletics	_____	Kirby Hocutt
Faculty Representative	_____	Brian Shannon
Athletic Department Phone	_____	(806) 742-3355
Ticket Office	_____	(806) 742-8324

### HISTORY

- records entering 2025 -

Years of Baseball	_____	76 (1926-1929, 1954-Present)
All-Time Record (Years)	_____	1,948-1,444-7 (76)
All-Time Big 12 Record (Years)	_____	384-314-2 (27)
Big 12 Tournament Record (Years)	_____	26-45 (22)
Against Ranked Opponents (since 1995)	_____	247-291
Most Wins in a Season	_____	51 (1995)
Most Losses in Season	_____	33 (1985, 2025)
Winning Seasons	_____	49
30-Win Seasons	_____	31
40-Win Seasons	_____	16
50-Win Seasons	_____	1
Longest Winning Streak	_____	16 games (2002)
Longest Losing Streak	_____	17 games (1985)
NCAA Tournament Record	_____	46-37
NCAA Regionals	_____	17
(1995-2002, 2004, 2014, 2016-19, 2021-23)		
NCAA Super Regionals	_____	6
(2014, 2016, 2018-19, 2021)		
College World Series App.	_____	4
(2014, 2016, 2018-19)		
Hosted NCAA Regionals	_____	8
(1996, 1997, 1999, 2016-19, 2021)		
All-Time Conference Titles	_____	7
Big 12 Titles	_____	5
_ 1997 (Reg.), 1998 (Tourn.), 2016 (Reg.), 2017 (Reg.), 2019 (Reg.)		

### STADIUM INFORMATION

Home Field	_____	Dan Law Field at Rip Griffin Park
Surface	_____	Shaw Sports Field Turf
Capacity	_____	4,432
Stadium Record (2012-Present)	_____	259-75
Dimensions	_____	330-LF, 404-CF, 330-RF
Fence Height	_____	7'-6" / 2.29m

### ATHLETICS COMMUNICATIONS

Baseball Contact	_____	Andrew Stern
Cell Phone	_____	(914)-589-9666
Email	_____	andrew.stern@ttu.edu
Twitter:	_____	@TTU_Baseball
Website	_____	www.TexasTech.com
Mailing Address	_____	2508 6th Street

### ADDITIONAL SUPPORT STAFF

Bryan Simpson	Athletic Trainer
Aaron Uzelt	Strength & Conditioning
Shishir Bhakta	Equipment Manager
Lyndee Kiesling	Director of Player Development/Support Services



## 2026 Results/Attendance

Date	Opponent	Score	Inns	Overall	Big 12	Pitcher of record	Attend	Time
Feb 13, 2026	vs Oklahoma	L 3-10	9	0-1-0	0-0-0	Free (L 0-1)	18387	3:21
Feb 14, 2026	vs #23 Vanderbilt	L 3-13	8	0-2-0	0-0-0	Pirko (L 0-1)	22384	3:11
^ Feb 15, 2026	vs #7 Arkansas	L 5-6 (11)		0-3-0	0-0-0	Bevis (L 0-1)	16951	3:50
Feb 17, 2026	at UTRGV	w 21-12	9	1-3-0	0-0-0	Raineri (W 1-0)	6588	4:33
Feb 20, 2026	UALBANY	w 16-8	9	2-3-0	0-0-0	Free (W 1-1)	3487	3:47
Feb 21, 2026	UALBANY-1	w 15-1	7	3-3-0	0-0-0	Pirko (W 1-1)	3444	2:03
Feb 21, 2026	UALBANY-2	w 8-6	9	4-3-0	0-0-0	Suiter (W 1-0)	3444	2:50
Feb 22, 2026	UALBANY	w 10-0	8	5-3-0	0-0-0	Raineri (W 2-0)	3249	2:36
Feb 27, 2026	CSU BAKERSFIELD	w 17-4	7	6-3-0	0-0-0	Burns (W 1-0)	3422	2:20
Feb 28, 2026	CSU BAKERSFIELD	w 14-3	7	7-3-0	0-0-0	Pirko (W 2-1)	3759	2:25
Mar 01, 2026	CSU BAKERSFIELD	L 8-15	9	7-4-0	0-0-0	Mohan (L 0-1)	3215	3:28
Mar 06, 2026	PENN STATE	w 15-7	9	8-4-0	0-0-0	Rusineck (W 1-0)	4265	3:09
Mar 07, 2026	PENN STATE	w 21-6	7	9-4-0	0-0-0	Free (W 2-1)	4181	2:51
Mar 08, 2026	PENN STATE	w 14-4	7	10-4-0	0-0-0	Jordan (W 1-0)	3513	2:55
Mar 10, 2026	#24 UTSA	L 8-9	9	10-5-0	0-0-0	Burns (L 1-1)	3547	3:11
Mar 11, 2026	#24 UTSA	w 10-5	9	11-5-0	0-0-0	Jordan (W 2-0)	3657	3:49
* Mar 13, 2026	KANSAS	w 11-4	9	12-5-0	1-0-0	Pirko (W 3-1)	3491	2:58
* Mar 14, 2026	KANSAS	w 10-9	9	13-5-0	2-0-0	Free (W 3-1)	3526	3:35
* Mar 15, 2026	KANSAS	L 7-18	8	13-6-0	2-1-0	Burns (L 1-2)	3193	3:53
Mar 17, 2026	at DBU	L 10-16	9	13-7-0	2-1-0	Han (L 0-1)	1646	3:50
* Mar 20, 2026	at Arizona	w 9-5	9	14-7-0	3-1-0	Espinoza (W 1-0)	3246	3:37
* Mar 21, 2026	at Arizona	L 6-14	9	14-8-0	3-2-0	Mohan (L 0-2)	3312	3:16
* Mar 22, 2026	at Arizona	w 12-10	9	15-8-0	4-2-0	Lowe (W 1-0)	1843	3:47
Mar 24, 2026	NEW MEXICO	w 12-2	8	16-8-0	4-2-0	Hayes (W 1-0)	3471	2:48
* Mar 27, 2026	at TCU	L 8-18	7	16-9-0	4-3-0	Pirko (L 3-2)	4483	2:45
* Mar 28, 2026	at TCU	L 9-10 (13)		16-10-0	4-4-0	Rogers (L 0-1)	4238	4:41
* Mar 29, 2026	at TCU	L 4-5	9	16-11-0	4-5-0	Jordan (L 2-1)	4235	3:01
Mar 31, 2026	ACU	w 15-4	8	17-11-0	4-5-0	Hayes (W 2-0)	3713	3:07
* Apr 02, 2026	HOUSTON	L 6-8	9	17-12-0	4-6-0	Pirko (L 3-3)	3448	2:45
* Apr 03, 2026	HOUSTON	L 10-13 (11)		17-13-0	4-7-0	Espinoza (L 1-1)	3452	4:51
* Apr 04, 2026	HOUSTON	w 11-2	8	18-13-0	5-7-0	Burns (W 2-2)	3501	3:10
Apr 07, 2026	at New Mexico	w 10-5	9	19-13-0	5-7-0	Raineri (W 3-0)	279	2:51

\* = Conference game

() extra inning game



2026 Season Stats

Record: 19-13 Home: 15-5 Away: 4-5 Neutral: 0-3 Big 12: 5-7

Player	avg	gp-gs	ab	r	h	2b	3b	hr	rbi	tb	slg%	bb	hp	so	gdp	ob%	sf	sh	sb-att	po	a	e	fld%
15 Ferraro, Caden	.426	29-29	101	32	43	14	0	5	35	72	.713	26	2	20	2	.534	4	0	0-0	11	1	0	1.000
30 Rusinek, Jesse	.426	24-24	94	24	40	6	3	2	23	58	.617	15	2	12	1	.514	0	1	11-13	49	5	3	.947
28 Villeneuve, Robin	.378	31-31	119	34	45	9	0	9	38	81	.681	15	4	31	1	.460	1	0	1-2	229	21	3	.988
8 Shouse, Connor	.368	32-31	133	39	49	8	2	8	46	85	.639	11	11	20	7	.458	0	0	6-6	14	37	13	.797
2 Thompson, Kyeler	.367	29-29	120	35	44	9	2	0	17	57	.475	16	10	19	2	.479	0	4	17-21	69	1	2	.972
10 Hughes, Logan	.358	32-32	120	44	43	11	1	9	44	83	.692	33	3	21	1	.506	0	0	1-1	64	3	0	1.000
4 Garcia, Linkin	.358	32-32	137	41	49	12	0	3	43	70	.511	14	1	21	4	.416	2	0	1-2	38	64	4	.962
26 Quintanar, Matt	.353	31-31	119	25	42	10	0	2	28	58	.487	14	3	11	0	.421	4	0	1-1	219	24	2	.992
3 Lopez, Tracer	.307	32-32	127	35	39	12	1	1	23	56	.441	20	0	22	2	.383	7	7	4-4	40	77	2	.983
-----																							
1 Ryan, Coleman	.364	20-4	11	8	4	0	0	0	2	4	.364	2	1	4	0	.467	1	0	0-0	10	11	3	.875
11 Rivers, Davis	.333	14-9	39	9	13	4	0	3	14	26	.667	6	1	13	1	.435	0	0	0-0	18	4	1	.957
35 Goytia, A.J.	.333	8-1	6	3	2	1	0	1	3	6	1.000	4	0	4	0	.600	0	0	0-0	27	3	0	1.000
9 Souza, Jace	.143	17-2	14	4	2	0	0	0	1	2	.143	4	0	10	0	.333	0	0	1-1	6	0	0	1.000
7 Porter, Hollis	.000	4-1	7	0	0	0	0	0	0	0	.000	1	0	6	0	.125	0	0	0-0	1	0	0	1.000
25 Thomas, Chase	.000	10-0	6	3	0	0	0	0	0	0	.000	2	0	5	0	.250	0	0	0-0	0	0	0	.000
5 Orfi, Luke	.000	7-0	1	2	0	0	0	0	0	0	.000	2	0	0	0	.667	0	0	0-0	0	2	0	1.000
14 Hanger, Tommy	.000	1-0	1	0	0	0	0	0	0	0	.000	0	0	1	0	.000	0	0	0-0	0	0	0	.000
Totals	.359	32	1155	338	415	96	9	43	317	658	.570	185	38	220	21	.457	19	12	43-51	816	283	36	.968
Opponents	.297	32	1116	252	332	54	7	59	233	577	.517	163	36	262	10	.400	11	4	43-57	796	306	36	.968

LOB - Team (278), Opp (263). DPs turned - Team (16), Opp (28). CI - Team (1), Quintanar 1, Opp (3). IBB - Team (2), Ferraro 1, Hughes 1, Opp (1).

(All games Sorted by Earned run avg)

Player	era	w-l	app	gs	cg	sho	sv	ip	h	r	er	bb	so	2b	3b	hr	b/avg	wp	hp	bk	sfa	sha	
18 Pirko, Lukas	6.75	3-3	8	8	1	0/0	0	37.1	51	41	28	16	33	7	1	10	.313	1	1	0	0	1	
21 Burns, Jackson	7.00	2-2	9	8	0	0/0	0	36.0	44	30	28	17	38	7	2	7	.306	2	3	0	2	1	
-----																							
38 Rogers, Jacob	3.52	0-1	9	0	0	0/0	0	7.2	7	6	3	5	5	1	0	0	.250	1	0	0	3	0	
19 Lowe, Jonny	3.66	1-0	13	1	0	0/0	0	19.2	19	8	8	6	20	3	0	3	.250	0	3	0	0	0	
44 Bevis, Logan	4.15	0-1	12	0	0	0/0	0	17.1	14	8	8	8	10	0	0	2	.230	1	4	0	0	0	
16 Jordan, Will	4.97	2-1	12	0	0	0/0	1	12.2	14	9	7	12	15	1	0	1	.264	1	2	0	0	0	
33 Hayes, Adam	5.06	2-0	6	3	0	0/0	0	16.0	19	11	9	4	12	2	0	3	.292	0	3	0	0	0	
32 Suiter, Bryce	5.28	1-0	11	0	0	0/0	0	15.1	15	10	9	10	15	1	0	2	.254	1	5	0	0	0	
46 Free, Ryan	6.75	3-1	6	0	0	0/0	0	10.2	8	8	8	8	10	1	0	2	.211	2	1	0	1	0	
31 Raineri, Kaysen	7.13	3-0	8	1	0	0/1	0	17.2	24	15	14	8	23	5	0	5	.316	1	1	0	1	0	
47 Addison, Logan	8.10	0-0	10	0	0	0/0	0	10.0	8	9	9	4	10	0	0	3	.229	0	3	0	1	1	
30 Rusinek, Jesse	8.76	1-0	10	0	0	0/0	0	12.1	14	12	12	10	16	7	0	2	.280	0	1	0	0	0	
37 Han, Heerun	9.00	0-1	12	0	0	0/0	0	9.0	16	12	9	9	5	4	0	1	.372	0	2	0	0	0	
36 Mohan, Connor	9.39	0-2	8	8	0	0/1	0	23.0	39	30	24	13	18	5	3	11	.361	3	1	0	1	1	
8 Shouse, Connor	10.38	0-0	5	0	0	0/0	0	4.1	2	5	5	4	8	1	0	1	.133	0	0	1	1	0	
17 Hutyra, Parker	10.80	0-0	1	0	0	0/0	0	1.2	2	2	2	0	3	1	0	1	.286	0	0	0	0	0	
13 Becerra, Donovan	13.50	0-0	5	2	0	0/0	0	7.1	10	11	11	12	7	2	1	3	.313	1	1	0	0	0	
29 Espinoza, Jorden	14.46	1-1	9	1	0	0/0	0	9.1	16	15	15	13	7	4	0	1	.400	1	1	0	1	0	
41 Trombello, Brady	15.75	0-0	5	0	0	0/0	0	4.0	10	7	7	2	6	2	0	1	.476	0	2	0	0	0	
51 Spindler, Jake	40.50	0-0	1	0	0	0/0	0	0.2	0	3	3	2	1	0	0	0	.000	0	2	0	0	0	
Totals	7.21	19-13	32	32	1	1/1	1	272.0	332	252	218	163	262	54	7	59	.297	15	36	1	11	4	
Opponents	10.24	13-19	32	32	0	0/0	2	265.1	415	338	302	185	220	96	9	43	.359	28	38	2	19	12	

PB - Team (3), Quintanar 2, Goytia 1, Opp (4). Pickoffs - Team (3), Rivers 1, Quintanar 1, Burns 1. SBA/ATT - Quintanar (33-46), Burns (8-11), Bevis (5-7), Pirko (5-6), Goytia (5-5), Rivers (4-5), Becerra (4-4), Espinoza (2-3), Mohan (2-3), Hayes (2-3), Free (3-3), Jordan (3-3), Raineri (2-3), Lowe (1-3), Suiter (1-2), Addison (2-2), Trombello (0-1), Rogers (1-1), Shouse (1-1), Han (1-1).



## 2026 Season Stats (Big 12 Games)

Record: 5-7 Home: 3-3 Away: 2-4 Big 12: 5-7

Player	avg	gp-gs	ab	r	h	2b	3b	hr	rbi	tb	slg%	bb	hp	so	gdp	ob%	sf	sh	sb-att	po	a	e	fld%	
15 Ferraro, Caden	.463	12-12	41	11	19	5	0	1	14	27	.659	11	0	6	1	.556	2	0	0-0	1	0	0	1.000	
28 Villeneuve, Robin	.413	11-11	46	11	19	5	0	2	12	30	.652	5	1	11	1	.481	0	0	0-1	89	8	2	.980	
30 Rusinek, Jesse	.408	11-11	49	9	20	2	1	1	7	27	.551	2	1	6	0	.442	0	0	4-6	23	3	1	.963	
8 Shouse, Connor	.396	12-11	48	12	19	3	1	2	13	30	.625	4	5	8	1	.491	0	0	3-3	5	13	6	.750	
10 Hughes, Logan	.391	12-12	46	11	18	3	1	3	11	32	.696	10	3	8	0	.525	0	0	1-1	25	2	0	1.000	
26 Quintanar, Matt	.327	12-12	49	13	16	4	0	2	11	26	.531	4	1	5	0	.382	1	0	1-1	95	7	1	.990	
2 Thompson, Kyeler	.320	12-12	50	11	16	3	0	0	7	19	.380	7	4	8	0	.443	0	2	7-9	30	0	1	.968	
4 Garcia, Linkin	.273	12-12	55	8	15	4	0	0	11	19	.345	4	0	11	3	.322	0	0	0-0	13	30	2	.956	
3 Lopez, Tracer	.200	12-12	50	11	10	2	0	1	6	15	.300	7	0	9	1	.288	2	4	2-2	19	34	2	.964	
-----																								
1 Ryan, Coleman	.500	8-2	8	3	4	0	0	0	2	4	.500	0	0	2	0	.444	1	0	0-0	5	4	0	1.000	
11 Rivers, Davis	.143	5-1	7	1	1	0	0	0	1	1	.143	1	0	5	0	.250	0	0	0-0	0	0	0	.000	
25 Thomas, Chase	.000	4-0	3	1	0	0	0	0	0	0	.000	1	0	3	0	.250	0	0	0-0	0	0	0	.000	
35 Goytia, A.J.	.000	3-0	3	1	0	0	0	0	0	0	.000	1	0	3	0	.250	0	0	0-0	3	2	0	1.000	
9 Souza, Jace	.000	6-0	3	0	0	0	0	0	0	0	.000	0	0	3	0	.000	0	0	0-0	1	0	0	1.000	
14 Hanger, Tommy	.000	1-0	1	0	0	0	0	0	0	0	.000	0	0	1	0	.000	0	0	0-0	0	0	0	.000	
Totals	.342	12	459	103	157	31	3	12	95	230	.501	57	15	89	7	.426	6	6	18-23	319	119	16	.965	
Opponents	.337	12	469	116	158	26	6	27	107	277	.591	61	6	95	4	.417	4	1	17-21	323	127	12	.974	

LOB - Team (117), Opp (107). DPs turned - Team (6), Opp (9). CI - Team (1), Quintanar 1. IBB - Team (2), Ferraro 1, Hughes 1, Opp (1).

## (Big 12 games only Sorted by Earned run avg)

Player	era	w-l	app	gs	cg	sho	sv	ip	h	r	er	bb	so	2b	3b	hr	b/avg	wp	hp	bk	sfa	sha
21 Burns, Jackson	6.97	1-1	4	4	0	0/0	0	20.2	24	16	16	6	23	4	2	6	.286	2	0	0	0	1
18 Pirko, Lukas	8.47	1-2	4	4	0	0/0	0	17.0	29	25	16	6	17	3	0	6	.358	0	1	0	0	0
-----																						
44 Bevis, Logan	1.80	0-0	6	0	0	0/0	0	10.0	6	2	2	5	7	0	0	1	.176	1	0	0	0	0
47 Addison, Logan	2.70	0-0	3	0	0	0/0	0	3.1	1	1	1	1	2	0	0	1	.091	0	0	0	0	0
37 Han, Heerun	2.70	0-0	4	0	0	0/0	0	3.1	5	2	1	3	0	1	0	0	.357	0	1	0	0	0
8 Shouse, Connor	3.00	0-0	3	0	0	0/0	0	3.0	1	1	1	0	6	1	0	0	.100	0	0	1	1	0
32 Suiter, Bryce	3.86	0-0	3	0	0	0/0	0	4.2	5	3	2	4	5	0	0	0	.263	1	1	0	0	0
19 Lowe, Jonny	5.40	1-0	4	0	0	0/0	0	6.2	8	4	4	2	6	2	0	2	.296	0	0	0	0	0
29 Espinoza, Jorden	7.36	1-1	3	0	0	0/0	0	3.2	5	3	3	4	3	1	0	0	.357	0	0	0	0	0
38 Rogers, Jacob	8.10	0-1	3	0	0	0/0	0	3.1	6	5	3	3	1	1	0	0	.400	1	0	0	2	0
46 Free, Ryan	9.00	1-0	1	0	0	0/0	0	1.0	2	1	1	0	1	0	0	0	.500	0	0	0	1	0
16 Jordan, Will	9.53	0-1	7	0	0	0/0	1	5.2	10	8	6	9	6	1	0	0	.370	1	2	0	0	0
30 Rusinek, Jesse	12.71	0-0	5	0	0	0/0	0	5.2	9	8	8	6	9	4	0	1	.346	0	0	0	0	0
36 Mohan, Connor	13.50	0-1	4	4	0	0/0	0	11.1	24	18	17	5	4	3	3	6	.400	0	1	0	0	0
31 Raineri, Kaysen	18.90	0-0	3	0	0	0/0	0	3.1	11	7	7	5	4	1	0	2	.524	0	0	0	0	0
13 Becerra, Donovan	22.50	0-0	2	0	0	0/0	0	2.0	5	5	5	1	0	2	1	1	.455	1	0	0	0	0
41 Trombello, Brady	37.80	0-0	2	0	0	0/0	0	1.2	7	7	7	1	1	2	0	1	.636	0	0	0	0	0
Totals	8.46	5-7	12	12	0	0/0	1	106.1	158	116	100	61	95	26	6	27	.337	7	6	1	4	1
Opponents	7.77	7-5	12	12	0	0/0	2	107.2	157	103	93	57	89	31	3	12	.342	10	15	0	6	6

PB - Team (1), Quintanar 1, Opp (1). SBA/ATT - Quintanar (16-20), Burns (4-5), Pirko (4-4), Bevis (3-4), Jordan (2-2), Raineri (2-2), Mohan (2-2), Trombello (0-1), Espinoza (0-1).



2026 Season Stats (Home Games)

Record: 15-5 Home: 15-5 Away: 0-0 Big 12: 3-3

Player	avg	gp-gs	ab	r	h	2b	3b	hr	rbi	tb	slg%	bb	hp	so	gdp	ob%	sf	sh	sb-att	po	a	e	fld%	
15 Ferraro, Caden	.508	18-18	59	26	30	11	0	5	26	56	.949	20	1	11	1	.614	3	0	0-0	11	1	0	1.000	
30 Rusinek, Jesse	.452	16-16	62	18	28	4	3	1	16	41	.661	10	0	6	1	.528	0	1	9-10	34	2	3	.923	
4 Garcia, Linkin	.430	20-20	86	29	37	11	0	1	30	51	.593	7	1	10	4	.474	1	0	1-2	22	44	2	.971	
2 Thompson, Kyeler	.403	17-17	62	25	25	4	1	0	10	31	.500	14	8	8	2	.560	0	2	13-14	32	1	1	.971	
26 Quintanar, Matt	.389	19-19	72	17	28	6	0	1	17	37	.514	9	2	6	0	.459	2	0	1-1	119	12	1	.992	
10 Hughes, Logan	.389	20-20	72	29	28	8	0	6	33	54	.750	22	2	9	0	.542	0	0	1-1	38	3	0	1.000	
3 Lopez, Tracer	.364	20-20	77	26	28	8	1	1	13	41	.532	12	0	10	2	.435	3	6	3-3	21	52	1	.986	
28 Villeneuve, Robin	.361	19-19	72	21	26	5	0	8	30	55	.764	6	4	19	1	.434	1	0	0-0	147	15	2	.988	
8 Shouse, Connor	.359	20-19	78	25	28	5	1	4	29	47	.603	6	8	11	7	.457	0	0	4-4	10	25	8	.814	
-----																								
35 Goytia, A.J.	.667	5-1	3	2	2	1	0	1	3	6	2.000	3	0	1	0	.833	0	0	0-0	24	1	0	1.000	
1 Ryan, Coleman	.375	13-2	8	6	3	0	0	0	2	3	.375	0	0	2	0	.333	1	0	0-0	6	4	0	1.000	
11 Rivers, Davis	.343	10-9	35	9	12	4	0	3	14	25	.714	6	1	10	1	.452	0	0	0-0	18	3	1	.955	
9 Souza, Jace	.250	9-0	4	2	1	0	0	0	0	1	.250	1	0	2	0	.400	0	0	0-0	2	0	0	1.000	
25 Thomas, Chase	.000	6-0	3	2	0	0	0	0	0	0	.000	1	0	3	0	.250	0	0	0-0	0	0	0	.000	
7 Porter, Hollis	.000	2-0	1	0	0	0	0	0	0	0	.000	1	0	1	0	.500	0	0	0-0	1	0	0	1.000	
14 Hanger, Tommy	.000	1-0	1	0	0	0	0	0	0	0	.000	0	0	1	0	.000	0	0	0-0	0	0	0	.000	
5 Orfi, Luke	.000	3-0	1	1	0	0	0	0	0	0	.000	2	0	0	0	.667	0	0	0-0	0	2	0	1.000	
Totals	.397	20	696	238	276	67	6	31	223	448	.644	120	27	110	19	.495	11	9	32-35	501	183	21	.970	
Opponents	.278	20	654	128	182	29	3	31	115	310	.474	88	21	158	9	.378	7	3	25-33	463	182	21	.968	

LOB - Team (164), Opp (144). DPs turned - Team (13), Opp (23). CI - Team (0), Opp (2). IBB - Team (0), Opp (1).

(Home games Sorted by Earned run avg)

Player	era	w-l	app	gs	cg	sho	sv	ip	h	r	er	bb	so	2b	3b	hr	b/avg	wp	hp	bk	sfa	sha
18 Pirko, Lukas	5.27	3-1	5	5	1	0/0	0	27.1	30	19	16	11	24	3	1	5	.280	1	1	0	0	1
21 Burns, Jackson	8.41	2-2	6	5	0	0/0	0	20.1	26	21	19	10	24	4	1	5	.321	0	1	0	2	0
-----																						
38 Rogers, Jacob	0.00	0-0	5	0	0	0/0	0	4.1	3	3	0	4	3	0	0	0	.188	1	0	0	1	0
19 Lowe, Jonny	2.45	0-0	7	1	0	0/0	0	11.0	10	3	3	4	12	1	0	0	.238	0	2	0	0	0
32 Suiter, Bryce	3.65	1-0	7	0	0	0/0	0	12.1	9	6	5	5	13	1	0	1	.200	0	2	0	0	0
37 Han, Heerun	3.68	0-0	9	0	0	0/0	0	7.1	10	6	3	5	5	3	0	0	.313	0	1	0	0	0
16 Jordan, Will	3.68	2-0	7	0	0	0/0	0	7.1	7	5	3	8	7	1	0	0	.233	0	0	0	0	0
33 Hayes, Adam	3.95	2-0	4	2	0	0/0	0	13.2	16	7	6	1	10	2	0	2	.296	0	3	0	0	0
44 Bevis, Logan	4.82	0-0	6	0	0	0/0	0	9.1	5	5	5	4	5	0	0	1	.172	0	4	0	0	0
31 Raineri, Kaysen	5.19	1-0	5	0	0	0/1	0	8.2	10	5	5	3	11	5	0	2	.278	1	1	0	0	0
46 Free, Ryan	6.00	3-0	5	0	0	0/0	0	9.0	7	6	6	7	9	1	0	1	.212	1	1	0	1	0
13 Becerra, Donovan	7.20	0-0	2	2	0	0/0	0	5.0	4	4	4	9	7	0	0	2	.211	0	0	0	0	0
47 Addison, Logan	7.71	0-0	5	0	0	0/0	0	4.2	5	4	4	2	3	0	0	2	.313	0	1	0	1	1
36 Mohan, Connor	8.36	0-1	5	5	0	0/1	0	14.0	23	16	13	4	10	3	1	8	.365	1	0	0	1	1
41 Trombello, Brady	9.00	0-0	3	0	0	0/0	0	3.0	4	3	3	0	5	1	0	1	.308	0	2	0	0	0
8 Shouse, Connor	9.00	0-0	1	0	0	0/0	0	1.0	1	1	1	0	2	1	0	0	.333	0	0	1	1	0
30 Rusinek, Jesse	10.38	1-0	4	0	0	0/0	0	4.1	4	5	5	4	6	1	0	1	.250	0	0	0	0	0
29 Espinoza, Jordan	14.73	0-1	4	0	0	0/0	0	3.2	8	6	6	5	1	2	0	0	.471	0	0	0	0	0
51 Spindler, Jake	40.50	0-0	1	0	0	0/0	0	0.2	0	3	3	2	1	0	0	0	.000	0	2	0	0	0
Totals	5.93	15-5	20	20	1	1/1	0	167.0	182	128	110	88	158	29	3	31	.278	5	21	1	7	3
Opponents	12.48	5-15	20	20	0	0/0	2	154.1	276	238	214	120	110	67	6	31	.397	9	27	2	11	9

PB - Team (3), Quintanar 2, Goytia 1, Opp (2). Pickoffs - Team (3), Rivers 1, Burns 1, Quintanar 1. SBA/ATT - Quintanar (15-22), Burns (5-7), Goytia (5-5), Rivers (4-5), Becerra (4-4), Free (3-3), Pirko (2-3), Espinoza (2-2), Raineri (2-2), Jordan (2-2), Mohan (1-2), Bevis (1-2), Rogers (1-1), Suiter (0-1), Lowe (0-1), Addison (1-1), Hayes (0-1), Han (1-1).



Season Stats (2025 Home)

Record: 12-13 Home: 12-13 Away: 0-0 Big 12: 7-8

Player	avg	gp-gs	ab	r	h	2b	3b	hr	rbi	tb	slg%	bb	hp	so	gdp	ob%	sf	sh	sb-att	po	a	e	fld%	
28 Villeneuve, Robin	.372	25-25	94	29	35	9	1	8	27	70	.745	15	3	19	4	.465	2	0	1-1	223	20	4	.984	
31 Bravo, Damian	.343	25-25	105	22	36	9	1	5	24	62	.590	8	4	17	1	.403	2	0	8-9	45	2	1	.979	
10 Hughes, Logan	.340	25-25	97	28	33	3	0	13	35	75	.773	16	5	12	4	.446	3	0	1-2	46	2	0	1.000	
20 Savattere, Antonelli	.328	20-17	64	14	21	2	0	2	12	29	.453	9	1	9	2	.413	1	2	1-1	8	13	0	1.000	
3 Lopez, Tracer	.295	25-25	105	21	31	4	0	2	14	41	.390	11	1	16	1	.368	0	2	7-7	40	78	4	.967	
26 Maxcey, Dylan	.294	21-16	68	5	20	6	0	1	8	29	.426	7	0	10	2	.355	1	0	0-0	118	8	2	.984	
2 Thompson, Kyeler	.277	22-21	83	15	23	4	1	2	17	35	.422	10	3	12	0	.367	2	1	12-12	49	2	0	1.000	
-----																								
5 Pompey, TJ	.563	4-4	16	8	9	1	0	3	8	19	1.188	2	0	3	0	.579	1	0	2-2	3	7	3	.769	
1 Ryan, Coleman	.310	20-19	58	13	18	1	1	0	6	21	.362	9	2	12	1	.420	0	2	2-2	30	64	5	.949	
7 Boehm, Garett	.262	12-10	42	6	11	3	0	1	5	17	.405	3	0	7	3	.311	0	1	0-0	3	16	4	.826	
13 Schulze, Peyton	.232	17-14	56	11	13	3	0	2	8	22	.393	7	0	13	8	.313	1	0	0-0	15	23	0	1.000	
11 Rixey, Davis	.229	16-13	48	8	11	3	0	3	13	23	.479	4	2	17	1	.309	1	0	0-0	70	10	1	.988	
4 Johnson, Kendyl	.200	13-7	30	7	6	1	1	1	5	12	.400	5	1	6	0	.333	0	1	2-3	23	0	0	1.000	
9 Souza, Jace	.154	5-4	13	2	2	1	0	0	1	3	.231	4	0	2	1	.353	0	0	1-1	3	0	1	.750	
8 Parker, Hudson	.000	2-0	1	0	0	0	0	0	0	0	.000	0	1	1	0	.500	0	0	0-0	4	0	0	1.000	
Totals	.306	25	880	189	269	50	5	43	183	458	.520	110	23	156	28	.391	14	9	37-40	693	271	29	.971	
Opponents	.298	25	940	190	280	54	8	39	180	467	.497	115	29	188	17	.389	7	12	41-51	659	250	25	.973	

LOB - Team (188), Opp (220). DPs turned - Team (18), Opp (28). IBB - Team (1), Hughes, L. 1, Opp (4). Picked off - Ryan, C. 1, Boehm, G. 1, Bravo, D. 1.

(Home games Sorted by Earned run avg)

Player	era	w-l	app	gs	cg	sho	sv	ip	h	r	er	bb	so	2b	3b	hr	b/avg	wp	hp	bks	sfa	sha
45 Cebert, Jack	3.10	5-0	8	1	0	0/0	0	29.0	31	11	10	10	18	3	1	2	.274	2	4	0	0	3
14 Boudreau, Tyler	4.56	1-2	6	5	0	0/0	0	25.2	18	14	13	8	31	1	0	7	.188	0	1	0	0	0
-----																						
37 Baugh, Carson	0.00	0-0	3	0	0	0/0	0	3.0	1	0	0	3	1	0	0	0	.111	0	2	0	0	0
42 Bass, Daniel	0.00	0-0	3	0	0	0/0	0	2.0	1	1	0	3	5	0	0	0	.125	0	3	0	0	0
51 Erdman, Zach	3.00	0-0	5	0	0	0/0	0	9.0	11	3	3	1	2	2	2	0	.324	0	0	0	2	0
41 Trombello, Brady	3.38	0-0	2	1	0	0/0	0	2.2	2	2	1	3	4	2	0	0	.200	0	2	0	0	1
32 Parish, Trendan	3.95	1-1	7	0	0	0/0	1	13.2	19	8	6	4	11	2	0	2	.328	1	0	0	0	0
48 Heuer, Mac	5.84	1-2	6	6	0	0/0	0	24.2	34	22	16	10	22	8	2	2	.327	1	0	0	1	0
16 Jordan, Will	6.35	1-0	8	0	0	0/0	0	11.1	11	8	8	5	16	2	0	1	.268	2	1	0	0	1
15 Drake, JT	6.43	0-1	8	0	0	0/0	0	7.0	9	6	5	0	9	1	0	2	.310	1	2	0	0	1
33 Crotchfelt, Zach	6.75	2-1	5	1	0	0/0	0	8.0	11	7	6	6	6	3	0	0	.333	0	0	0	0	1
25 Fetchel, Zach	6.75	0-0	2	0	0	0/0	0	4.0	3	5	3	6	3	2	0	0	.200	1	0	0	1	0
29 Espinoza, Jorden	7.20	0-0	4	0	0	0/0	0	5.0	4	4	4	5	4	1	0	0	.235	1	1	0	1	1
36 Mohan, Connor	7.71	0-1	7	3	0	0/0	0	18.2	24	22	16	10	10	7	0	4	.308	1	3	0	2	0
18 Pirko, Lukas	7.79	0-2	7	2	0	0/0	0	17.1	28	19	15	7	12	6	2	1	.354	2	1	0	0	0
44 Bevis, Logan	7.82	1-0	9	0	0	0/0	0	12.2	13	11	11	11	2	1	0	2	.277	2	3	0	0	2
38 Rogers, Jacob	9.00	0-0	3	0	0	0/0	0	2.0	4	2	2	2	2	1	0	1	.400	1	0	0	0	0
34 Petty, Zane	10.07	0-2	6	5	0	0/0	0	22.1	34	26	25	11	18	9	1	10	.340	0	1	0	0	1
19 Lowe, Johnny	12.19	0-1	6	1	0	0/0	1	10.1	19	14	14	8	10	3	0	3	.388	1	3	0	0	1
17 Hutyrka, Parker	16.88	0-0	2	0	0	0/0	1	2.2	3	5	5	2	2	0	0	2	.300	0	2	0	0	0
Totals	6.27	12-13	25	25	0	0/0	3	231.0	280	190	161	115	188	54	8	39	.298	16	29	0	7	12
Opponents	6.80	13-12	25	25	1	0/0	7	219.2	269	189	166	110	156	50	5	43	.306	12	23	0	14	9

PB - Team (1), Maxcey, D. 1, Opp (1). Pickoffs - Team (1), Cebert, J. 1, Opp (3). SBA/ATT - Maxcey, D. (23-27), Rivers, D. (18-23), Heuer, M. (5-7), Bevis, L. (5-6), Boudreau, T. (4-5), Lowe, J. (5-5), Parish, T. (3-4), Cebert, J. (2-4), Pirko, L. (3-3), Petty, Z. (3-3), Bass, D. (3-3), Trombello, B. (3-3), Erdman, Z. (2-2), Crotchfelt (1-2), Mohan, C. (0-1), Drake, JT (1-1), Jordan, W. (0-1), Hutyrka, P. (1-1).



## Season Stats (2026 Away/Neutral Games)

Record: 4-8 Home: 0-0 Away: 4-5 Neutral: 0-3 Big 12: 2-4

Player	avg	gp-gs	ab	r	h	2b	3b	hr	rbi	tb	slg%	bb	hp	so	gdp	ob%	sf	sh	sb-att	po	a	e	fld%	
28 Villeneuve, Robin	.404	12-12	47	13	19	4	0	1	8	26	.553	9	0	12	0	.500	0	0	1-2	82	6	1	.989	
8 Shouse, Connor	.382	12-12	55	14	21	3	1	4	17	38	.691	5	3	9	0	.460	0	0	2-2	4	12	5	.762	
30 Rusinek, Jesse	.375	8-8	32	6	12	2	0	1	7	17	.531	5	2	6	0	.487	0	0	2-3	15	3	0	1.000	
2 Thompson, Kyeler	.328	12-12	58	10	19	5	1	0	7	26	.448	2	2	11	0	.371	0	2	4-7	37	0	1	.974	
10 Hughes, Logan	.313	12-12	48	15	15	3	1	3	11	29	.604	11	1	12	1	.450	0	0	0-0	26	0	0	1.000	
15 Ferraro, Caden	.310	11-11	42	6	13	3	0	0	9	16	.381	6	1	9	1	.400	1	0	0-0	0	0	0	.000	
26 Quintanar, Matt	.298	12-12	47	8	14	4	0	1	11	21	.447	5	1	5	0	.364	2	0	0-0	100	12	1	.991	
4 Garcia, Linkin	.235	12-12	51	12	12	1	0	2	13	19	.373	7	0	11	0	.322	1	0	0-0	16	20	2	.947	
3 Lopez, Tracer	.220	12-12	50	9	11	4	0	0	10	15	.300	8	0	12	0	.306	4	1	1-1	19	25	1	.978	
-----																								
1 Ryan, Coleman	.333	7-2	3	2	1	0	0	0	0	1	.333	2	1	2	0	.667	0	0	0-0	4	7	3	.786	
11 Rivers, Davis	.250	4-0	4	0	1	0	0	0	0	1	.250	0	0	3	0	.250	0	0	0-0	0	1	0	1.000	
9 Souza, Jace	.100	8-2	10	2	1	0	0	0	1	1	.100	3	0	8	0	.308	0	0	1-1	4	0	0	1.000	
7 Porter, Hollis	.000	2-1	6	0	0	0	0	0	0	0	.000	0	0	5	0	.000	0	0	0-0	0	0	0	.000	
25 Thomas, Chase	.000	4-0	3	1	0	0	0	0	0	0	.000	1	0	2	0	.250	0	0	0-0	0	0	0	.000	
35 Goytia, A.J.	.000	3-0	3	1	0	0	0	0	0	0	.000	1	0	3	0	.250	0	0	0-0	3	2	0	1.000	
5 Orfi, Luke	.000	4-0	0	1	0	0	0	0	0	0	.000	0	0	0	0	.000	0	0	0-0	0	0	0	.000	
Totals	.303	12	459	100	139	29	3	12	94	210	.458	65	11	110	2	.396	8	3	11-16	315	100	15	.965	
Opponents	.325	12	462	124	150	25	4	28	118	267	.578	75	15	104	1	.432	4	1	18-24	333	124	15	.968	

LOB - Team (114), Opp (119). DPs turned - Team (3), Opp (5). CI - Team (1), Quintanar 1, Opp (1). IBB - Team (2), Ferraro 1, Hughes 1.

## (Road-Neutral Sorted by Earned run avg)

Player	era	w-l	app	gs	cg	sho	sv	ip	h	r	er	bb	so	2b	3b	hr	b/avg	wp	hp	bk	sfa	sha
21 Burns, Jackson	5.17	0-0	3	3	0	0/0	0	15.2	18	9	9	7	14	3	1	2	.286	2	2	0	0	1
-----																						
44 Bevis, Logan	3.38	0-1	6	0	0	0/0	0	8.0	9	3	3	4	5	0	0	1	.281	1	0	0	0	0
19 Lowe, Jonny	5.19	1-0	6	0	0	0/0	0	8.2	9	5	5	2	8	2	0	3	.265	0	1	0	0	0
16 Jordan, Will	6.75	0-1	5	0	0	0/0	1	5.1	7	4	4	4	8	0	0	1	.304	1	2	0	0	0
30 Rusinek, Jesse	7.88	0-0	6	0	0	0/0	0	8.0	10	7	7	6	10	6	0	1	.294	0	1	0	0	0
38 Rogers, Jacob	8.10	0-1	4	0	0	0/0	0	3.1	4	3	3	1	2	1	0	0	.333	0	0	0	2	0
47 Addison, Logan	8.44	0-0	5	0	0	0/0	0	5.1	3	5	5	2	7	0	0	1	.158	0	2	0	0	0
31 Raineri, Kaysen	9.00	2-0	3	1	0	0/0	0	9.0	14	10	9	5	12	0	0	3	.350	0	0	0	1	0
18 Pirko, Lukas	10.80	0-2	3	3	0	0/0	0	10.0	21	22	12	5	9	4	0	5	.375	0	0	0	0	0
8 Shouse, Connor	10.80	0-0	4	0	0	0/0	0	3.1	1	4	4	4	6	0	0	1	.083	0	0	0	0	0
46 Free, Ryan	10.80	0-1	1	0	0	0/0	0	1.2	1	2	2	1	1	0	0	1	.200	1	0	0	0	0
17 Hutyra, Parker	10.80	0-0	1	0	0	0/0	0	1.2	2	2	2	0	3	1	0	1	.286	0	0	0	0	0
36 Mohan, Connor	11.00	0-1	3	3	0	0/0	0	9.0	16	14	11	9	8	2	2	3	.356	2	1	0	0	0
33 Hayes, Adam	11.57	0-0	2	1	0	0/0	0	2.1	3	4	3	3	2	0	0	1	.273	0	0	0	0	0
32 Suiter, Bryce	12.00	0-0	4	0	0	0/0	0	3.0	6	4	4	5	2	0	0	1	.429	1	3	0	0	0
29 Espinoza, Jorden	14.29	1-0	5	1	0	0/0	0	5.2	8	9	9	8	6	2	0	1	.348	1	1	0	1	0
13 Becerra, Donovan	27.00	0-0	3	0	0	0/0	0	2.1	6	7	7	3	0	2	1	1	.462	1	1	0	0	0
37 Han, Heerun	32.40	0-1	3	0	0	0/0	0	1.2	6	6	6	4	0	1	0	1	.545	0	1	0	0	0
41 Trombello, Brady	36.00	0-0	2	0	0	0/0	0	1.0	6	4	4	2	1	1	0	0	.750	0	0	0	0	0
Totals	9.26	4-8	12	12	0	0/0	1	105.0	150	124	108	75	104	25	4	28	.325	10	15	0	4	1
Opponents	7.14	8-4	12	12	0	0/0	0	111.0	139	100	88	65	110	29	3	12	.303	19	11	0	8	3

PB - Team (0), Opp (2). SBA/ATT - Quintanar (18-24), Bevis (4-5), Burns (3-4), Pirko (3-3), Lowe (1-2), Hayes (2-2), Mohan (1-1), Jordan (1-1), Raineri (0-1), Shouse (1-1), Suiter (1-1), Espinoza (0-1), Trombello (0-1), Addison (1-1).



## TEAM LEADERS

**Batting avg**

1. 15 Ferraro, Caden	.426
2. 30 Rusinek, Jesse	.426
3. 28 Villeneuve, Robin	.378
4. 8 Shouse, Connor	.368
5. 2 Thompson, Kyeler	.367

**Runs scored**

1. 10 Hughes, Logan	44
2. 4 Garcia, Linkin	41
3. 8 Shouse, Connor	39
4. 2 Thompson, Kyeler	35
3 Lopez, Tracer	35

**Doubles**

1. 15 Ferraro, Caden	14
2. 4 Garcia, Linkin	12
3 Lopez, Tracer	12
4. 10 Hughes, Logan	11
5. 26 Quintanar, Matt	10

**Total bases**

1. 8 Shouse, Connor	85
2. 10 Hughes, Logan	83
3. 28 Villeneuve, Robin	81
4. 15 Ferraro, Caden	72
5. 4 Garcia, Linkin	70

**Sac bunts**

1. 3 Lopez, Tracer	7
2. 2 Thompson, Kyeler	4
3. 30 Rusinek, Jesse	1

**Caught stealing**

1. 2 Thompson, Kyeler	4
2. 30 Rusinek, Jesse	2
3. 4 Garcia, Linkin	1
28 Villeneuve, Robin	1

**Strikeouts**

1. 28 Villeneuve, Robin	31
2. 3 Lopez, Tracer	22
3. 4 Garcia, Linkin	21
10 Hughes, Logan	21
5. 2 tied at.....	20

**At bats**

1. 4 Garcia, Linkin	137
2. 8 Shouse, Connor	133
3. 3 Lopez, Tracer	127
4. 10 Hughes, Logan	120
2 Thompson, Kyeler	120

**Games as sub**

1. 1 Ryan, Coleman	16
2. 9 Souza, Jace	15
3. 25 Thomas, Chase	10
4. 35 Goytia, A.J.	7
5 Orfi, Luke	7

**Slugging pct**

1. 15 Ferraro, Caden	.713
2. 10 Hughes, Logan	.692
3. 28 Villeneuve, Robin	.681
4. 8 Shouse, Connor	.639
5. 30 Rusinek, Jesse	.617

**Hits**

1. 4 Garcia, Linkin	49
8 Shouse, Connor	49
3. 28 Villeneuve, Robin	45
4. 2 Thompson, Kyeler	44
5. 2 tied at.....	43

**Triples**

1. 30 Rusinek, Jesse	3
2. 8 Shouse, Connor	2
2 Thompson, Kyeler	2
4. 10 Hughes, Logan	1
3 Lopez, Tracer	1

**Walks**

1. 10 Hughes, Logan	33
2. 15 Ferraro, Caden	26
3. 3 Lopez, Tracer	20
4. 2 Thompson, Kyeler	16
5. 2 tied at.....	15

**Sac flies**

1. 3 Lopez, Tracer	7
2. 15 Ferraro, Caden	4
26 Quintanar, Matt	4
4. 4 Garcia, Linkin	2
5. 2 tied at.....	1

**Steal attempts**

1. 2 Thompson, Kyeler	21
2. 30 Rusinek, Jesse	13
3. 8 Shouse, Connor	6
4. 3 Lopez, Tracer	4
5. 2 tied at.....	2

**Grounded into DP**

1. 8 Shouse, Connor	7
2. 4 Garcia, Linkin	4
3. 2 Thompson, Kyeler	2
3 Lopez, Tracer	2
15 Ferraro, Caden	2

**Games played**

1. 4 Garcia, Linkin	32
3 Lopez, Tracer	32
10 Hughes, Logan	32
8 Shouse, Connor	32
5. 2 tied at.....	31

**On base pct**

1. 15 Ferraro, Caden	.534
2. 30 Rusinek, Jesse	.514
3. 10 Hughes, Logan	.506
4. 2 Thompson, Kyeler	.479
5. 28 Villeneuve, Robin	.460

**Runs batted in**

1. 8 Shouse, Connor	46
2. 10 Hughes, Logan	44
3. 4 Garcia, Linkin	43
4. 28 Villeneuve, Robin	38
5. 15 Ferraro, Caden	35

**Home runs**

1. 28 Villeneuve, Robin	9
10 Hughes, Logan	9
3. 8 Shouse, Connor	8
4. 15 Ferraro, Caden	5
5. 2 tied at.....	3

**Hit by pitch**

1. 8 Shouse, Connor	11
2. 2 Thompson, Kyeler	10
3. 28 Villeneuve, Robin	4
4. 10 Hughes, Logan	3
26 Quintanar, Matt	3

**Stolen bases**

1. 2 Thompson, Kyeler	17
2. 30 Rusinek, Jesse	11
3. 8 Shouse, Connor	6
4. 3 Lopez, Tracer	4
5. 5 tied at.....	1

**Stolen base pct**

1. 8 Shouse, Connor	1.000
3 Lopez, Tracer	1.000
10 Hughes, Logan	1.000
26 Quintanar, Matt	1.000
5. 30 Rusinek, Jesse	.846

**Total plate appearances**

1. 3 Lopez, Tracer	161
2. 8 Shouse, Connor	157
3. 10 Hughes, Logan	156
4. 4 Garcia, Linkin	155
5. 2 Thompson, Kyeler	150

**Game starts**

1. 3 Lopez, Tracer	32
10 Hughes, Logan	32
4 Garcia, Linkin	32
4. 3 tied at.....	31



## 2025 OVERALLS

Record: 20-33 Home: 12-13 Away: 7-16 Neutral: 1-4 Big 12: 13-17

Player	avg	gp-gs	ab	r	h	2b	3b	hr	rbi	tb	slg%	bb	hp	so	gdp	ob%	sf	sh	sb-att	po	a	e	fld%	
28 Villeneuve, Robin	.365	52-50	189	46	69	18	1	12	49	125	.661	26	6	50	5	.447	5	0	3-3	410	36	4	.991	
31 Bravo, Damian	.330	53-53	224	43	74	13	2	13	51	130	.580	16	6	47	2	.384	4	0	18-20	92	4	2	.980	
10 Hughes, Logan	.327	52-52	211	52	69	13	4	19	58	147	.697	26	6	24	5	.411	3	0	3-5	119	5	1	.992	
3 Lopez, Tracer	.299	53-53	221	34	66	9	0	5	30	90	.407	18	2	36	2	.357	0	2	12-13	76	150	6	.974	
20 Savattere, Antonelli	.288	41-36	139	23	40	6	1	2	22	54	.388	15	3	28	3	.358	5	2	1-1	15	18	2	.943	
2 Thompson, Kyeler	.257	49-48	191	37	49	7	2	2	24	66	.346	26	6	32	0	.358	3	3	29-29	96	2	4	.961	
-----																								
5 Pompey, TJ	.348	19-18	69	16	24	4	0	5	15	43	.623	5	2	25	1	.397	2	1	5-5	10	29	7	.848	
26 Maxcey, Dylan	.265	36-29	117	10	31	7	0	2	14	44	.376	9	1	20	2	.318	2	0	2-2	205	18	5	.978	
7 Boehm, Garet	.250	27-22	92	13	23	5	0	2	10	34	.370	7	0	16	7	.303	0	1	1-1	10	29	7	.848	
1 Ryan, Coleman	.248	38-37	113	17	28	3	1	0	11	33	.292	15	2	28	2	.346	0	6	4-4	52	100	7	.956	
13 Schulze, Peyton	.236	36-24	106	18	25	4	0	3	13	38	.358	11	1	33	9	.311	1	0	0-0	25	37	3	.954	
9 Souza, Jace	.222	9-7	27	3	6	1	0	0	1	7	.259	4	0	3	1	.323	0	0	1-1	11	0	1	.917	
11 Rivers, Davis	.221	40-33	122	19	27	11	0	5	26	53	.434	12	6	46	2	.317	2	0	0-1	180	18	1	.995	
4 Johnson, Kendyl	.157	22-14	51	13	8	1	1	1	6	14	.275	10	3	12	0	.328	0	1	3-4	44	0	2	.957	
8 Parker, Hudson	.000	5-1	5	0	0	0	0	0	0	0	.000	0	1	5	0	.167	0	0	0-0	13	1	0	1.000	
Totals	.287	53	1877	344	539	102	12	71	330	878	.468	200	45	405	41	.365	27	16	82-89	1386	501	59	.970	
Opponents	.290	53	1865	382	540	112	16	74	356	906	.486	243	52	394	30	.384	16	16	91-109	1406	488	60	.969	

LOB - Team (416), Opp (424). DPs turned - Team (34), Opp (45). CI - Team (0), Opp (1). IBB - Team (1), Hughes, L. 1, Opp (5).  
 Picked off - Boehm, G. 2, Bravo, D. 2, Ryan, C. 1.

## (All games Sorted by Earned run avg)

Player	era	w-l	app	gs	cg	sho	sv	ip	h	r	er	bb	so	2b	3b	hr	b/avg	wp	hp	bk	sfa	sha		
45 Cebert, Jack	3.45	7-3	19	2	0	0/0	0	60.0	62	29	23	20	54	4	1	6	.259	3	5	0	1	3		
34 Petty, Zane	5.92	2-4	14	12	0	0/0	0	62.1	66	43	41	26	46	24	3	13	.266	1	3	0	0	1		
48 Heuer, Mac	6.28	2-4	14	14	0	0/0	0	53.0	65	44	37	23	48	15	6	6	.305	1	3	2	3	1		
-----																								
47 Addison, Logan	0.00	0-0	1	0	0	0/0	0	0.0	0	0	0	2	0	0	0	0		0	0	0	0	0		
37 Baugh, Carson	1.50	0-0	6	0	0	0/0	0	6.0	2	1	1	7	6	0	0	1	.111	0	2	0	0	0		
16 Jordan, Will	4.19	1-0	14	0	0	0/0	0	19.1	15	10	9	14	24	5	0	1	.224	4	4	0	0	1		
51 Erdman, Zach	4.30	0-0	9	0	0	0/0	0	14.2	23	10	7	2	4	3	3	1	.371	0	0	0	3	0		
25 Fetchel, Zach	5.79	0-0	3	0	0	0/0	0	4.2	4	5	3	6	3	2	0	0	.235	1	1	0	1	0		
15 Drake, JT	5.93	0-1	15	0	0	0/0	0	13.2	15	10	9	3	10	2	0	4	.278	1	2	0	0	2		
17 Hutyra, Parker	6.00	0-0	5	0	0	0/0	2	9.0	7	6	6	2	8	0	0	2	.206	0	2	1	0	0		
14 Boudreau, Tyler	6.65	1-4	13	10	0	0/0	0	47.1	47	37	35	23	49	11	0	9	.254	2	3	0	1	0		
44 Bevis, Logan	7.04	3-0	15	0	0	0/0	0	23.0	22	19	18	14	12	3	0	4	.256	5	5	0	1	3		
18 Pirko, Lukas	7.25	0-4	18	4	0	0/0	3	36.0	47	35	29	20	30	9	2	5	.305	5	3	0	0	0		
36 Mohan, Connor	7.34	1-2	12	6	0	0/0	0	30.2	42	31	25	18	17	12	0	8	.321	2	3	0	2	0		
41 Trombello, Brady	7.36	0-0	3	1	0	0/0	0	3.2	4	4	3	4	5	3	0	0	.308	0	3	0	1	1		
32 Parish, Trendan	7.50	1-5	15	0	0	0/0	1	30.0	40	28	25	12	29	6	0	5	.317	2	4	0	1	0		
33 Crotchfelt, Zach	9.17	2-3	13	1	0	0/0	0	17.2	28	19	18	10	15	5	1	1	.364	1	0	0	0	2		
19 Lowe, Johnny	12.38	0-2	9	2	0	0/0	1	16.0	25	22	22	13	14	4	0	5	.347	1	3	0	0	1		
29 Espinoza, Jordan	13.50	0-0	8	0	0	0/0	0	6.2	10	11	10	8	8	2	0	1	.345	3	2	0	1	1		
42 Bass, Daniel	13.50	0-0	5	0	0	0/0	0	4.0	6	7	6	7	7	0	0	1	.333	1	4	0	0	0		
38 Rogers, Jacob	17.18	0-0	5	0	0	0/0	0	3.2	8	8	7	6	4	2	0	1	.444	1	0	0	1	0		
21 Burns, Jackson	27.00	0-1	1	1	0	0/0	0	0.2	2	3	2	3	1	0	0	0	.500	0	0	0	0	0		
Totals	6.49	20-33	53	53	0	0/0	7	462.0	540	382	333	243	394	112	16	74	.290	34	52	3	16	16		
Opponents	5.76	33-20	53	53	1	1/1	14	468.2	539	344	300	200	405	102	12	71	.287	28	45	1	27	16		

PB - Team (4), Rivers, D. 3, Maxcey, D. 1, Opp (2). Pickoffs - Team (3), Cebert, J. 1, Heuer, M. 1, Pirko, L. 1, Opp (5).  
 SBA/ATT - Maxcey, D. (48-53), Rivers, D. (38-49), Heuer, M. (13-16), Cebert, J. (11-14), Boudreau, T. (8-12), Parish, T. (9-10), Lowe, J. (9-9), Bevis, L. (6-8), Pirko, L. (6-6), Petty, Z. (6-6), Parker, H. (4-5), Erdman, Z. (3-4), Crotchfelt (3-4), Hutyra, P. (4-4), Mohan, C. (3-4), Trombello, B (3-3), Drake, JT (3-3), Bass, D. (3-3), Rogers, J. (1-1), Jordan, W. (0-1), Baugh, C. (0-1).



## Game-By-Game Offensive Stats

Date	Opponent	ab	r	h	rbi	2b	3b	hr	tb	bb	ibb	sb	cs	hbp	sac	sf	gdp	k	po	a	e	lob	avg
Feb 13	vs Oklahoma	29	3	6	3	0	1	0	8	4	0	0	1	0	0	1	0	13	27	9	1	4	.207
Feb 14	vs Vanderbilt	29	3	6	3	0	0	0	6	5	0	0	0	0	1	0	1	8	22	5	2	8	.207
Feb 15	vs Arkansas	35	5	5	5	0	0	0	5	8	0	1	0	1	1	1	0	13	31	12	1	8	.183
Feb 17	at UTRGV	46	21	20	20	7	0	2	33	11	0	4	0	2	0	2	0	11	27	4	1	13	.266
Feb 20	UALBANY	38	16	14	13	3	0	2	23	11	0	2	0	2	0	2	0	5	27	9	1	13	.288
Feb 21	UALBANY	31	15	16	14	7	1	1	28	7	0	2	0	1	0	0	3	4	21	9	0	7	.322
Feb 21	UALBANY	35	8	12	7	1	0	4	25	8	0	1	1	1	1	0	1	8	27	7	1	11	.325
Feb 22	UALBANY	30	10	11	9	3	0	0	14	11	0	2	0	0	1	0	2	3	24	7	0	9	.330
Feb 27	CSU BAKERSFIEL	34	17	17	17	6	0	3	32	5	0	0	0	0	0	0	2	3	21	6	2	4	.349
Feb 28	CSU BAKERSFIEL	31	14	15	14	6	0	1	24	3	0	0	0	3	0	0	1	2	21	11	2	5	.361
Mar 01	CSU BAKERSFIEL	40	8	14	8	6	0	3	29	3	0	0	0	1	0	0	0	5	27	13	2	9	.360
Mar 06	PENN STATE	40	15	17	15	6	0	3	32	3	0	1	0	3	0	1	0	8	27	11	0	8	.366
Mar 07	PENN STATE	33	21	18	21	3	2	2	31	6	0	2	1	4	0	2	1	4	21	4	0	6	.379
Mar 08	PENN STATE	31	14	13	14	4	1	0	19	11	0	0	0	1	1	0	0	3	21	9	1	11	.382
Mar 10	UTSA	36	8	12	8	0	0	0	12	6	0	2	0	0	0	1	0	8	27	6	0	9	.378
Mar 11	UTSA	34	10	13	10	1	1	3	25	4	0	1	0	0	1	0	2	7	27	7	0	5	.379
*Mar 13	KANSAS	33	11	13	9	1	1	2	22	5	0	2	0	2	2	1	2	8	27	14	1	8	.379
*Mar 14	KANSAS	37	10	14	10	2	0	3	25	4	0	1	0	0	1	1	0	2	27	9	3	8	.379
*Mar 15	KANSAS	30	7	6	5	3	0	1	12	4	0	2	0	4	1	0	0	13	24	9	1	8	.371
Mar 17	at DBU	38	10	11	9	0	0	4	23	8	0	0	0	1	0	0	0	12	24	6	1	11	.367
*Mar 20	at Arizona	41	9	16	8	3	1	0	21	3	0	2	0	0	1	2	0	5	27	11	2	11	.368
*Mar 21	at Arizona	38	6	12	6	2	0	2	20	4	0	0	0	0	0	1	0	8	24	9	2	10	.365
*Mar 22	at Arizona	44	12	15	11	4	1	1	24	7	0	3	0	0	0	0	0	10	27	7	1	12	.364
Mar 24	NEW MEXICO	33	12	12	10	1	0	0	13	7	0	3	0	1	0	1	0	4	24	7	3	9	.364
*Mar 27	at TCU	33	8	12	8	3	0	2	21	5	0	0	0	1	0	0	0	6	18	5	3	10	.364
*Mar 28	at TCU	59	9	23	9	3	0	1	29	3	2	0	4	2	0	0	0	10	37	13	0	16	.366
*Mar 29	at TCU	31	4	4	4	2	0	0	6	4	0	1	0	2	0	0	0	7	24	8	0	6	.358
Mar 31	ACU	37	15	17	14	6	0	3	32	4	0	4	0	0	0	1	0	3	24	11	1	6	.362
*Apr 02	HOUSTON	35	6	11	6	3	0	0	14	1	0	1	0	0	0	0	2	7	27	13	2	3	.360
*Apr 03	HOUSTON	50	10	22	8	2	0	0	24	4	0	4	0	2	1	0	2	6	33	13	1	14	.364
*Apr 04	HOUSTON	28	11	9	11	3	0	0	12	13	0	2	1	2	0	1	1	7	24	8	0	11	.363
Apr 07	at New Mexico	36	10	9	8	5	0	0	14	3	0	0	0	2	0	1	1	7	27	11	1	5	.359
Totals		1155	338	415	317	96	9	43	658	185	2	43	8	38	12	19	21	220	816	283	36	278	.359



Game-By-Game Pitching Stats

Date	Opponent	ip	h	r	er	bb	so	2b	3b	hr	wp	bk	hbp	dp	ibb	score	w-l	sv	era
Feb 13	vs Oklahoma	9.0	9	10	10	9	9	1	0	3	1	0	2	1	0	3-10	0-1	0	10.00
Feb 14	vs Vanderbilt	7.1	12	13	10	9	8	3	0	4	1	0	0	0	0	3-13	0-2	0	11.02
Feb 15	vs Arkansas	10.1	9	6	4	7	14	1	0	1	2	0	0	0	0	5-6	0-3	0	8.10
Feb 17	at UTRGV	9.0	11	12	12	9	9	1	0	3	0	0	2	0	0	21-12	1-3	0	9.08
Feb 20	UALBANY	9.0	8	8	7	9	12	0	0	0	0	0	3	0	0	16-8	2-3	0	8.66
Feb 21	UALBANY	7.0	5	1	1	2	7	0	1	0	0	0	0	1	0	15-1	3-3	0	7.66
Feb 21	UALBANY	9.0	8	6	4	5	10	1	0	1	0	0	3	0	0	8-6	4-3	0	7.12
Feb 22	UALBANY	8.0	3	0	0	1	10	2	0	0	0	0	0	0	0	10-0	5-3	0	6.29
Feb 27	CSU BAKERSFIEL	7.0	5	4	3	1	8	0	0	1	0	0	1	0	0	17-4	6-3	0	6.07
Feb 28	CSU BAKERSFIEL	7.0	5	3	1	3	6	2	0	0	1	0	0	0	0	14-3	7-3	0	5.66
Mar 01	CSU BAKERSFIEL	9.0	14	15	12	5	5	3	0	6	2	0	6	1	0	8-15	7-4	0	6.28
Mar 06	PENN STATE	9.0	10	7	7	6	4	1	0	2	0	0	0	1	0	15-7	8-4	0	6.35
Mar 07	PENN STATE	7.0	10	6	6	2	12	1	0	2	0	0	2	0	0	21-6	9-4	0	6.44
Mar 08	PENN STATE	7.0	7	4	4	4	6	2	0	0	1	0	1	1	0	14-4	10-4	0	6.36
Mar 10	UTSA	9.0	13	9	9	3	8	3	0	2	0	0	0	0	0	8-9	10-5	0	6.55
Mar 11	UTSA	9.0	8	5	4	13	11	1	0	2	0	0	0	2	0	10-5	11-5	0	6.38
*Mar 13	KANSAS	9.0	7	4	3	3	9	0	0	1	0	0	1	2	0	11-4	12-5	0	6.16
*Mar 14	KANSAS	9.0	17	9	7	5	4	1	0	3	0	0	0	1	1	10-9	13-5	0	6.21
*Mar 15	KANSAS	8.0	18	18	16	8	10	3	1	6	1	0	0	0	0	7-18	13-6	0	6.81
Mar 17	at DBU	8.0	13	16	15	8	9	1	0	4	0	0	5	0	0	10-16	13-7	0	7.29
*Mar 20	at Arizona	9.0	10	5	4	8	8	1	0	0	1	0	1	1	0	9-5	14-7	0	7.12
*Mar 21	at Arizona	8.0	17	14	13	4	6	5	3	0	1	0	0	0	0	6-14	14-8	0	7.45
*Mar 22	at Arizona	9.0	17	10	10	3	5	4	0	3	2	0	2	0	0	12-10	15-8	1	7.57
Mar 24	NEW MEXICO	8.0	6	2	2	1	8	1	0	0	0	0	0	1	0	12-2	16-8	1	7.36
*Mar 27	at TCU	6.0	17	18	11	4	5	2	0	5	0	0	0	0	0	8-18	16-9	1	7.62
*Mar 28	at TCU	12.1	15	10	10	6	14	3	0	5	0	0	1	0	0	9-10	16-10	1	7.60
*Mar 29	at TCU	8.0	11	5	5	4	11	1	1	0	2	0	0	0	0	4-5	16-11	1	7.53
Mar 31	ACU	8.0	9	4	3	1	5	2	0	1	0	0	3	1	0	15-4	17-11	1	7.39
*Apr 02	HOUSTON	9.0	11	8	8	5	5	1	0	3	0	0	0	0	0	6-8	17-12	1	7.41
*Apr 03	HOUSTON	11.0	14	13	11	8	10	4	1	0	0	1	1	1	0	10-13	17-13	1	7.48
*Apr 04	HOUSTON	8.0	4	2	2	3	8	1	0	1	0	0	0	1	0	11-2	18-13	1	7.32
Apr 07	at New Mexico	9.0	9	5	4	4	6	2	0	0	0	0	2	1	0	10-5	19-13	1	7.21
Totals		272.0	332	252	218	163	262	54	7	59	15	1	36	16	1	338-252	19-13	1	7.21



## Last Five Games

Record: 3-2 Home: 2-2 Away: 1-0 Big 12: 1-2

Player	avg	gp-gs	ab	r	h	2b	3b	hr	rbi	tb	slg%	bb	hp	so	gdp	ob%	sf	sh	sb-att	po	a	e	fld%	
15 Ferraro, Caden	.500	5-5	18	7	9	3	0	2	7	18	1.000	5	0	4	1	.609	0	0	0-0	0	0	0	.000	
26 Quintanar, Matt	.421	5-5	19	8	8	2	0	0	4	10	.526	2	1	1	0	.478	1	0	0-0	38	4	0	1.000	
2 Thompson, Kyeler	.421	5-5	19	8	8	2	0	0	4	10	.526	5	2	2	0	.577	0	0	4-4	11	1	0	1.000	
28 Villeneuve, Robin	.389	4-4	18	5	7	4	0	0	6	11	.611	1	0	5	1	.421	0	0	0-0	29	8	0	1.000	
30 Rusinek, Jesse	.364	5-5	22	5	8	1	0	0	2	9	.409	2	0	2	0	.417	0	0	3-4	14	2	1	.941	
4 Garcia, Linkin	.360	5-5	25	5	9	2	0	0	4	11	.440	0	0	1	2	.360	0	0	1-1	5	8	0	1.000	
10 Hughes, Logan	.333	5-5	21	4	7	1	0	1	6	11	.524	3	1	6	0	.440	0	0	0-0	15	2	0	1.000	
8 Shouse, Connor	.294	5-4	17	3	5	1	0	0	5	6	.353	3	1	2	1	.429	0	0	1-1	2	1	2	.600	
3 Lopez, Tracer	.222	5-5	18	3	4	3	0	0	6	7	.389	4	0	4	1	.348	1	1	2-2	10	19	0	1.000	
-----																								
1 Ryan, Coleman	.500	4-2	6	3	3	0	0	0	2	3	.500	0	1	1	0	.500	1	0	0-0	4	5	0	1.000	
25 Thomas, Chase	.000	1-0	1	0	0	0	0	0	0	0	.000	0	0	1	0	.000	0	0	0-0	0	0	0	.000	
14 Hanger, Tommy	.000	1-0	1	0	0	0	0	0	0	0	.000	0	0	1	0	.000	0	0	0-0	0	0	0	.000	
11 Rivers, Davis	.000	1-0	1	0	0	0	0	0	1	0	.000	0	0	0	0	.000	0	0	0-0	0	0	0	.000	
9 Souza, Jace	.000	2-0	0	1	0	0	0	0	0	0	.000	0	0	0	0	.000	0	0	0-0	1	0	0	1.000	
Totals	.366	5	186	52	68	19	0	3	47	96	.516	25	6	30	6	.450	3	1	11-12	135	56	5	.974	
Opponents	.273	5	172	32	47	10	1	5	27	74	.430	21	6	34	2	.368	2	0	6-9	130	57	6	.969	

LOB - Team (39), Opp (34). DPs turned - Team (4), Opp (8).

## (Last Five Sorted by Earned run avg)

Player	era	w-l	app	gs	cg	sho	sv	ip	h	r	er	bb	so	2b	3b	hr	b/avg	wp	hp	bks	sfa	sha
21 Burns, Jackson	3.00	1-0	1	1	0	0/0	0	6.0	4	2	2	3	6	1	0	1	.190	0	0	0	0	0
31 Raineri, Kaysen	3.60	1-0	2	1	0	0/0	0	5.0	7	3	2	0	4	0	0	0	.350	0	0	0	1	0
33 Hayes, Adam	4.76	1-0	1	1	0	0/0	0	5.2	6	4	3	0	3	0	0	1	.273	0	3	0	0	0
18 Pirko, Lukas	10.80	0-1	1	1	0	0/0	0	5.0	8	6	6	2	3	1	0	2	.348	0	0	0	0	0
-----																						
32 Suiter, Bryce	0.00	0-0	3	0	0	0/0	0	4.2	4	0	0	1	5	1	0	0	.235	0	1	0	0	0
19 Lowe, Jonny	0.00	0-0	2	0	0	0/0	0	3.0	1	0	0	1	2	0	0	0	.125	0	0	0	0	0
47 Addison, Logan	0.00	0-0	2	0	0	0/0	0	3.0	0	0	0	1	1	0	0	0	.000	0	0	0	0	0
37 Han, Heerun	0.00	0-0	2	0	0	0/0	0	2.1	2	0	0	2	1	1	0	0	.222	0	1	0	0	0
8 Shouse, Connor	4.50	0-0	2	0	0	0/0	0	2.0	1	1	1	1	3	1	0	0	.167	0	0	1	1	0
44 Bevis, Logan	6.00	0-0	2	0	0	0/0	0	3.0	1	2	2	2	3	0	0	1	.111	0	0	0	0	0
30 Rusinek, Jesse	18.00	0-0	2	0	0	0/0	0	2.0	4	4	4	3	3	3	0	0	.400	0	1	0	0	0
36 Mohan, Connor	18.00	0-0	1	1	0	0/0	0	2.0	5	4	4	0	0	1	1	0	.455	0	0	0	0	0
29 Espinoza, Jordan	27.00	0-1	1	0	0	0/0	0	1.0	3	3	3	2	0	1	0	0	.600	0	0	0	0	0
16 Jordan, Will	27.00	0-0	1	0	0	0/0	0	0.1	1	3	1	3	0	0	0	0	.500	0	0	0	0	0
Totals	5.60	3-2	5	5	0	0/0	0	45.0	47	32	28	21	34	10	1	5	.273	0	6	1	2	0
Opponents	10.38	2-3	5	5	0	0/0	2	43.1	68	52	50	25	30	19	0	3	.366	5	6	0	3	1

PB - Team (0), Opp (1). SBA/ATT - Quintanar (5-8), Burns (1-2), Raineri (1-2), Lowe (0-1), Jordan (1-1), Mohan (1-1), Pirko (1-1), Bevis (1-1).



## Multis/Streaks

<b>Multiple Hit Games</b>	<b>2</b>	<b>3</b>	<b>4</b>	<b>5+</b>	<b>Total</b>
4 Garcia, Linkin	13	4	-	-	17
28 Villeneuve, Robin	11	5	-	-	16
15 Ferraro, Caden	10	2	2	-	14
8 Shouse, Connor	7	4	1	1	13
30 Rusinek, Jesse	4	6	2	-	12
2 Thompson, Kyeler	7	4	1	-	12
10 Hughes, Logan	8	1	2	-	11
26 Quintanar, Matt	6	3	2	-	11
3 Lopez, Tracer	5	5	-	-	10
11 Rivers, Davis	1	2	-	-	3
1 Ryan, Coleman	1	-	-	-	1
<b>TEAM</b>	<b>73</b>	<b>36</b>	<b>10</b>	<b>1</b>	<b>120</b>

<b>Multiple RBI Games</b>	<b>2</b>	<b>3</b>	<b>4</b>	<b>5+</b>	<b>Total</b>
8 Shouse, Connor	6	6	2	-	14
4 Garcia, Linkin	7	6	-	1	14
10 Hughes, Logan	8	2	1	2	13
15 Ferraro, Caden	11	1	1	-	13
28 Villeneuve, Robin	7	2	2	-	11
26 Quintanar, Matt	5	2	1	-	8
3 Lopez, Tracer	4	2	1	-	7
30 Rusinek, Jesse	2	1	1	1	5
11 Rivers, Davis	3	-	-	1	4
2 Thompson, Kyeler	3	-	-	-	3
35 Goytia, A.J.	1	-	-	-	1
1 Ryan, Coleman	1	-	-	-	1
<b>TEAM</b>	<b>58</b>	<b>22</b>	<b>9</b>	<b>5</b>	<b>94</b>

<b>Hitting Streaks</b>	<b>Longest</b>	<b>Current</b>
8 Shouse, Connor	20	5
4 Garcia, Linkin	17	5
26 Quintanar, Matt	14	-
10 Hughes, Logan	11	3
15 Ferraro, Caden	10	-
2 Thompson, Kyeler	9	5
28 Villeneuve, Robin	7	4
3 Lopez, Tracer	7	2
11 Rivers, Davis	5	-
30 Rusinek, Jesse	5	5
1 Ryan, Coleman	3	3
35 Goytia, A.J.	2	-
9 Souza, Jace	2	-

<b>Reached Base Streaks</b>	<b>Longest</b>	<b>Current</b>
8 Shouse, Connor	30	30
2 Thompson, Kyeler	23	5
28 Villeneuve, Robin	22	22
4 Garcia, Linkin	19	5
10 Hughes, Logan	18	13
15 Ferraro, Caden	17	-
26 Quintanar, Matt	16	-
3 Lopez, Tracer	10	10
30 Rusinek, Jesse	7	5
11 Rivers, Davis	5	-
9 Souza, Jace	4	-
1 Ryan, Coleman	4	4
35 Goytia, A.J.	3	-
5 Orfi, Luke	2	2
7 Porter, Hollis	1	-
25 Thomas, Chase	1	-



## Texas Tech when...

Score by innings	1	2	3	4	5	6	7	8	9	EX	Total
Texas Tech	37	29	45	38	46	41	55	29	17	1	338
Opponents	30	25	35	36	35	27	16	26	16	6	252

**Record when ...**

Overall	19-13	After 6 leading	16-0
Conference	5-7	..... trailing	3-11
Non-Conference	14-6	..... tied	0-2
Home games	15-5	After 7 leading	13-1
Away games	4-5	..... trailing	0-10
Neutral site	0-3	..... tied	1-1
Day games	13-8	After 8 leading	9-1
Night games	6-5	..... trailing	0-9
vs Left starter	2-3	..... tied	1-0
vs Right starter	17-10		
1-Run games	1-4	Hit 0 home runs	6-7
2-Run games	2-1	... 1 home run	3-2
5+Run games	15-7	... 2+ home runs	10-4
Extra innings	0-3		
Shutouts	1-0	Opponent 0 home runs	8-3
		..... 1 home run	5-1
Scoring 0-2 runs	0-0	..... 2+ HRs	6-9
..... 3-5 runs	0-4		
..... 6-9 runs	2-7	Made 0 errors	6-3
..... 10+ runs	17-2	... 1 error	8-5
		... 2+ errors	5-5
Opponent 0-2 runs	4-0		
..... 3-5 runs	8-1	Opp. made 0 errors	5-6
..... 6-9 runs	5-3	..... 1 error	7-3
..... 10+ runs	2-9	..... 2+ errors	7-4
Scored in 1st inning	8-5	Out-hit opponent	16-2
Opp. scored in 1st	7-5	Out-hit by opponent	2-9
Scores first	9-6	Hits are tied	1-2
Opp. scores first	10-7		

**Record when team scores:**

Runs	0	1	2	3	4	5	6	7	8	9	10+
W-L	0-0	0-0	0-0	0-2	0-1	0-1	0-2	0-1	1-3	1-1	17-2

**Record when opponent scores:**

Runs	0	1	2	3	4	5	6	7	8	9	10+
W-L	1-0	1-0	2-0	1-0	4-0	3-1	2-1	1-0	1-1	1-1	2-9

**Record when leading after:**

Inn.	1	2	3	4	5	6	7	8
W-L	7-3	8-3	12-3	13-1	14-0	16-0	13-1	9-1

**Record when trailing after:**

Inn.	1	2	3	4	5	6	7	8
W-L	6-4	5-9	4-8	5-11	4-11	3-11	0-10	0-9

**Record when tied after:**

Inn.	1	2	3	4	5	6	7	8
W-L	6-6	6-1	3-2	1-1	1-2	0-2	1-1	1-0

Current winning streak: 2

Longest winning streak: 7

Longest losing streak: 3

Home attendance : 70978 ( 20 dates avg = 3548 )

Away attendance : 87592 ( 12 dates avg = 7299 )

Total attendance: 158570 ( 32 dates avg = 4955 )



Team Game Highs in 2026

Table listing team game highs for 2026, including At bats (59), Runs scored (21), Hits (23), RBIs (21), Doubles (7), Triples (2), Home runs (4), Total bases (33), Walks (13), Strikeouts (13), Sac hits (2), Sac flies (2), Stolen bases (4), Hit by pitch (4), Caught stealing (4), Runners LOB (16), and Hit into DP (3).

Fielding

Table listing fielding statistics: Putouts (37), Assists (14), Errors (3), Passed balls (1), and DPs turned (2).

Pitching

Table listing pitching statistics: Innings pitched (12.1), Runs allowed (18), Earned runs (16), Walks allowed (13), Strikeouts (14), Hits allowed (18), Doubles allowed (5), Triples allowed (3), Homers allowed (6), Wild pitches (2), and Hit batters (6).

Individual Game Highs in 2026

Table listing individual game highs for 2026, including At bats (8), Runs scored (4), Hits (5), RBIs (6), Doubles (3), Triples (2), Home runs (2), Total bases (12), Walks (4), Strikeouts (4), Sac hits (1), Sac flies (2), Stolen bases (3), Hit by pitch (2), Caught stealing (2), and Runners LOB (6).

Fielding

Table listing individual fielding statistics: Putouts (15), Assists (7), Errors (2), and Passed balls (1).

Pitching

Table listing individual pitching statistics: Innings pitched (7.0), Runs allowed (11), Earned runs (6), Walks allowed (5), Strikeouts (8), Hits allowed (9), Doubles allowed (3), Triples allowed (2), Homers allowed (3), Wild pitches (2), and Hit batters (3).

2026 SINGLE GAME RBI BESTS

Table listing 2026 single game RBI bests, with Logan Hughes leading with 5 RBIs.

2025 SINGLE GAME HOME RUN BESTS

Table listing 2025 single game home run bests, with Caden Ferraro leading with 2 home runs.

2025 SINGLE GAME STRIKEOUT BESTS

Table listing 2025 single game strikeout bests, with Jackson Burns leading with 8 strikeouts.

2025 SINGLE GAME INNINGS PITCHED BESTS

Table listing 2025 single game innings pitched bests, with Lukas Pirko leading with 7.0 innings pitched.



## Starting Lineup by Position

**PITCHER:**

Pirko (5-3)  
Burns (4-4)  
Mohan (3-5)  
Becerra (2-0)  
Espinoza (1-0)  
Hays (2-1)  
Raineri (1-0)  
Lowe (1-0)

**CATCHER:**

Quintanar (17-12)  
Rivers (1-1)  
Goytia (1-0)

**FIRST BASE:**

Villeneuve (18-13)  
Hughes (1-0)

**SECOND BASE:**

Lopez (19-13)

**THIRD BASE:**

Shouse (18-10)  
Garcia (1-3)

**SHORTSTOP:**

Garcia (18-10)  
Ryan (1-3)

**LEFT FIELD:**

Hughes (18-13)  
Shouse (1-0)

**CENTER FIELD:**

Thompson (17-12)  
Ruisnek (2-1)

**RIGHT FIELD:**

Rusinek (13-8)  
Ferraro (5-2)  
Souza (1-1)  
Shouse (0-2)

**DESIGNATED HITTER:**

Ferraro (12-10)  
Rivers (6-1)  
Porter (0-1)  
Quintanar (1-1)

## Game-By-Game Starters By Position

Date	Opponent	P	C	1B	2B	3B	SS	LF	CF	RF	DH
2/13	Oklahoma	Burns	Quintanar	Villeneuve	Lopez	Garcia	Ryan	Hughes	Thompson	Shouse	Ferraro
2/14	Vanderbilt	Pirko	Quintanar	Villeneuve	Lopez	Garcia	Ryan	Hughes	Thompson	Shouse	Ferraro
2/15	Arkansas	Mohan	Quintanar	Villeneuve	Lopez	Shouse	Garcia	Hughes	Thompson	Souza	Porter
2/17	at UTRGV	Mohan	Quintanar	Villeneuve	Lopez	Shouse	Garcia	Hughes	Thompson	Souza	Ferraro
2/20	ALBANY	Burns	Rivers	Villeneuve	Lopez	Shouse	Garcia	Hughes	Thompson	Ferraro	Quintanar
2/21	ALBANY	Pirko	Quintanar	Villeneuve	Lopez	Shouse	Garcia	Hughes	Thompson	Ruisnek	Rivers
2/21	ALBANY	Becerra	Quintanar	Villeneuve	Lopez	Shouse	Garcia	Hughes	Thompson	Ruisnek	Rivers
2/22	ALBANY	Mohan	Quintanar	Villeneuve	Lopez	Shouse	Garcia	Hughes	Thompson	Ruisnek	Ferraro
2/27	BAKERSFIELD	Burns	Quintanar	Villeneuve	Lopez	Shouse	Garcia	Hughes	Rusinek	Ferraro	Rivers
2/28	BAKERSFIELD	Pirko	Quintanar	Villeneuve	Lopez	Shouse	Garcia	Hughes	Rusinek	Ferraro	Rivers
3/1	BAKERSFIELD	Mohan	Rivers	Villeneuve	Lopez	Shouse	Garcia	Hughes	Ruisnek	Ferraro	Quintanar
3/6	PENN STATE	Pirko	Quintanar	Villeneuve	Lopez	Shouse	Garcia	Hughes	Thompson	Ferraro	Rivers
3/7	PENN STATE	Mohan	Quintanar	Villeneuve	Lopez	Shouse	Garcia	Hughes	Thompson	Rusinek	Ferraro
3/8	PENN STATE	Lowe	Quintanar	Villeneuve	Lopez	Shouse	Garcia	Hughes	Thompson	Ferraro	Rivers
3/10	UTSA	Burns	Quintanar	Villeneuve	Lopez	Shouse	Garcia	Hughes	Thompson	Ruisnek	Ferraro
3/11	UTSA	Becerra	Goytia	Villeneuve	Lopez	Shouse	Garcia	Hughes	Thompson	Ruisnek	Ferraro
3/13	KANSAS	Pirko	Quintanar	Villeneuve	Lopez	Shouse	Garcia	Hughes	Thompson	Ruisnek	Ferraro
3/14	KANSAS	Mohan	Quintanar	Villeneuve	Lopez	Shouse	Garcia	Hughes	Thompson	Rusinek	Ferraro
3/15	KANSAS	Burns	Quintanar	Villeneuve	Lopez	Shouse	Garcia	Hughes	Thompson	Ferraro	Rivers
3/17	at DBU	Hays	Quintanar	Villeneuve	Lopez	Shouse	Garcia	Hughes	Thompson	Rusinek	Ferraro
3/20	at Arizona	Pirko	Quintanar	Villeneuve	Lopez	Shouse	Garcia	Hughes	Thompson	Rusinek	Ferraro
3/21	at Arizona	Mohan	Quintanar	Villeneuve	Lopez	Shouse	Garcia	Hughes	Thompson	Rusinek	Ferraro
3/22	at Arizona	Burns	Quintanar	Villeneuve	Lopez	Shouse	Garcia	Hughes	Thompson	Rusinek	Ferraro
3/24	NEW MEXICO	Hays	Quintanar	Villeneuve	Lopez	Shouse	Garcia	Hughes	Thompson	Rusinek	Ferraro
3/27	at TCU	Pirko	Quintanar	Villeneuve	Lopez	Shouse	Garcia	Hughes	Thompson	Rusinek	Ferraro
3/28	at TCU	Mohan	Quintanar	Villeneuve	Lopez	Shouse	Garcia	Hughes	Thompson	Rusinek	Ferraro
3/29	at TCU	Burns	Quintanar	Villeneuve	Lopez	Shouse	Garcia	Hughes	Thompson	Rusinek	Ferraro
3/31	ACU	Hayes	Quintanar	Villeneuve	Lopez	Shouse	Garcia	Hughes	Thompson	Rusinek	Ferraro
4/2	HOUSTON	Pirko	Quintanar	Villeneuve	Lopez	Shouse	Garcia	Hughes	Thompson	Rusinek	Ferraro
4/3	HOUSTON	Mohan	Quintanar	Villeneuve	Lopez	Garcia	Ryan	Hughes	Thompson	Rusinek	Ferraro
4/4	HOUSTON	Burns	Quintanar	Hughes	Lopez	Garcia	Ryan	Hughes	Thompson	Rusinek	Ferraro
4/7	at New Mexico	Raineri	Quintanar	Villeneuve	Lopez	Shouse	Garcia	Hughes	Thompson	Rusinek	Ferraro
4/10	WVU										
4/11	WVU										
4/12	WVU										
4/14	at ACU										
4/17	at Utah										
4/18	at Utah										
4/19	at Utah										
4/21	TARLETON STATE										
4/24	OKLAHOMA STATE										
4/25	OKLAHOMA STATE										
4/26	OKLAHOMA STATE										
4/28	Oklahoma										
5/1	at Baylor										
5/2	at Baylor										
5/3	at Baylor										
5/5	DBU										
5/7	BYU										
5/8	BYU										
5/9	BYU										
5/14	at Cincinnati										
5/15	at Cincinnati										
5/16	at Cincinnati										



Game-By-Game Starters By Batting Order

Date	Opponent	1st	2nd	3rd	Cleanup	Fifth	Sixth	Seventh	Eighth	Ninth
2/13	Oklahoma	Thompson	Lopez	Shouse	Hughes	Garcia	Ferraro	Quintanar	Villeneuve	Ryan
2/14	Vanderbilt	Thompson	Lopez	Shouse	Hughes	Garcia	Ferraro	Quintanar	Villeneuve	Ryan
2/15	No. 7 Arkansas	Thompson	Lopez	Shouse	Hughes	Garcia	Porter	Quintanar	Villeneuve	Souza
2/17	at UTRGV	Thompson	Lopez	Shouse	Hughes	Garcia	Ferraro	Quintanar	Villeneuve	Souza
2/20	ALBANY	Thompson	Lopez	Shouse	Hughes	Garcia	Ferraro	Quintanar	Villeneuve	Rivers
2/21	ALBANY	Thompson	Lopez	Shouse	Hughes	Garcia	Ruisnek	Quintanar	Rivers	Villeneuve
2/21	ALBANY	Thompson	Lopez	Shouse	Hughes	Garcia	Ruisnek	Quintanar	Rivers	Villeneuve
2/22	ALBANY	Thompson	Ferraro	Shouse	Hughes	Garcia	Ruisnek	Quintanar	Villeneuve	Lopez
2/27	BAKERSFIELD	Ruisnek	Lopez	Shouse	Hughes	Garcia	Ferraro	Quintanar	Rivers	Villeneuve
2/28	BAKERSFIELD	Ruisnek	Lopez	Shouse	Hughes	Garcia	Ferraro	Quintanar	Rivers	Villeneuve
3/1	BAKERSFIELD	Ruisnek	Lopez	Shouse	Hughes	Garcia	Ferraro	Quintanar	Rivers	Villeneuve
3/6	PENN STATE	Thompson	Lopez	Shouse	Hughes	Garcia	Ferraro	Quintanar	Rivers	Villeneuve
3/7	PENN STATE	Thompson	Lopez	Shouse	Hughes	Garcia	Ferraro	Quintanar	Rusinek	Villeneuve
3/8	PENN STATE	Thompson	Lopez	Shouse	Hughes	Garcia	Ferraro	Quintanar	Rivers	Villeneuve
3/10	UTSA	Thompson	Lopez	Shouse	Hughes	Garcia	Ferraro	Quintanar	Ruisnek	Villeneuve
3/11	UTSA	Thompson	Lopez	Shouse	Hughes	Garcia	Ferraro	Villeneuve	Ruisnek	Goytia
3/13	KANSAS	Thompson	Lopez	Shouse	Hughes	Garcia	Ferraro	Quintanar	Ruisnek	Villeneuve
3/14	KANSAS	Thompson	Lopez	Shouse	Hughes	Garcia	Ferraro	Quintanar	Ruisnek	Villeneuve
3/15	KANSAS	Thompson	Lopez	Shouse	Hughes	Garcia	Ferraro	Quintanar	Rivers	Villeneuve
3/17	at DBU	Thompson	Lopez	Shouse	Hughes	Garcia	Ferraro	Quintanar	Ruisnek	Villeneuve
3/20	at Arizona	Thompson	Lopez	Shouse	Hughes	Garcia	Ferraro	Quintanar	Ruisnek	Villeneuve
3/21	at Arizona	Thompson	Lopez	Shouse	Hughes	Garcia	Ferraro	Quintanar	Ruisnek	Villeneuve
3/22	at Arizona	Thompson	Lopez	Shouse	Hughes	Garcia	Ferraro	Quintanar	Ruisnek	Villeneuve
3/24	NEW MEXICO	Thompson	Lopez	Shouse	Hughes	Garcia	Ferraro	Quintanar	Ruisnek	Villeneuve
3/27	at TCU	Thompson	Lopez	Shouse	Hughes	Garcia	Ferraro	Quintanar	Ruisnek	Villeneuve
3/28	at TCU	Thompson	Lopez	Shouse	Hughes	Garcia	Ferraro	Quintanar	Ruisnek	Villeneuve
3/29	at TCU	Thompson	Lopez	Shouse	Hughes	Garcia	Ferraro	Quintanar	Ruisnek	Villeneuve
3/31	ACU	Thompson	Lopez	Shouse	Hughes	Garcia	Ferraro	Quintanar	Ruisnek	Villeneuve
4/2	HOUSTON	Thompson	Lopez	Shouse	Hughes	Garcia	Ferraro	Quintanar	Ruisnek	Villeneuve
4/3	HOUSTON	Thompson	Ferraro	Villeneuve	Hughes	Garcia	Rusinek	Quintanar	Lopez	Ryan
4/4	HOUSTON	Thompson	Ferraro	Shouse	Hughes	Garcia	Ruisnek	Quintanar	Lopez	Ryan
4/7	at New Mexico	Thompson	Ferraro	Shouse	Hughes	Garcia	Ruisnek	Quintanar	Lopez	Villeneuve
4/10	WVU									
4/11	WVU									
4/12	WVU									
4/14	at ACU									
4/17	at Utah									
4/18	at Utah									
4/19	at Utah									
4/21	TARLETON STATE									
4/24	OKLAHOMA STATE									
4/25	OKLAHOMA STATE									
4/26	OKLAHOMA STATE									
4/28	Oklahoma									
5/1	at Baylor									
5/2	at Baylor									
5/3	at Baylor									
5/5	DBU									
5/7	BYU									
5/8	BYU									
5/9	BYU									
5/14	at Cincinnati									
5/15	at Cincinnati									
5/16	at Cincinnati									

Starters Breakdown

**LEADOFF:**

Thompson (17-12)  
Ruisnek (2-1)

**2ND SPOT:**

Lopez (16-12)  
Ferraro (3-1)

**3RD SPOT:**

Shouse (19-12)  
Villeneuve (0-1)

**CLEANUP:**

Hughes (19-13)

**5TH SPOT:**

Garcia (19-13)

**6TH SPOT:**

Ferraro (15-10)  
Ruisnek (5-1)  
Porter (0-1)

**7TH SPOT:**

Quintanar (18-13)  
Villeneuve (1-0)

**8TH SPOT:**

Ruisnek (7-6)  
Rivers (6-2)  
Villeneuve (3-3)  
Lopez (2-1)

**9TH SPOT:**

Villeneuve (14-8)  
Lopez (1-0)  
Rivers (1-0)  
Souza (1-1)  
Ryan (1-3)



The Last Time Texas Tech...

Swept Baylor in a 3-game series at home \_\_\_\_\_ 2015  
 Swept Baylor in a 3-game series on the road \_\_\_\_\_ Never Happened  
 Was swept by Baylor in a 3-game series at home \_\_\_\_\_ 1986  
 Was swept by Baylor in a 3-game series on the road \_\_\_\_\_ 2012

Swept Kansas in a 3-game series at home \_\_\_\_\_ 2017  
 Swept Kansas in a 3-game series on the road \_\_\_\_\_ 2016  
 Was swept by Kansas in a 3-game series at home \_\_\_\_\_ Never Happened  
 Was swept by Kansas in a 3-game series on the road \_\_\_\_\_ 2024

Swept Kansas State in a 3-game series at home \_\_\_\_\_ 2022  
 Swept Kansas State in a 3-game series on the road \_\_\_\_\_ 1997  
 Was swept by Kansas State in a 3-game series at home \_\_\_\_\_ Never Happened  
 Was swept by Kansas State in a 3-game series on the road \_\_\_\_\_ 2013

Swept Oklahoma in a 3-game series at home \_\_\_\_\_ 2016  
 Swept Oklahoma in a 3-game series on the road \_\_\_\_\_ 2019  
 Was swept by Oklahoma in a 3-game series at home \_\_\_\_\_ 2024  
 Was swept by Oklahoma in a 3-game series on the road \_\_\_\_\_ 2011

Swept Oklahoma State in a 3-game series at home \_\_\_\_\_ 2019  
 Swept Oklahoma State in a 3-game series on the road \_\_\_\_\_ 2022  
 Was swept by Oklahoma State in a 3-game series at home \_\_\_\_\_ 2007  
 Was swept by Oklahoma State in a 3-game series on the road \_\_\_\_\_ 2012

Swept TCU in a 3-game series at home \_\_\_\_\_ 1989  
 Swept TCU in a 3-game series on the road \_\_\_\_\_ Never Happened  
 Was swept by TCU in a 3-game series at home \_\_\_\_\_ 2011  
**Was swept by TCU in a 3-game series on the road \_\_\_\_\_ 2026**

Swept West Virginia in a 3-game series at home \_\_\_\_\_ 2024  
 Swept West Virginia in a 3-game series on the road \_\_\_\_\_ Never Happened  
 Was swept by West Virginia in a 3-game series at home \_\_\_\_\_ Never Happened  
 Was swept by West Virginia in a 3-game series on the road \_\_\_\_\_ Never Happened

**Shutout an opponent \_\_\_\_\_ vs. UAlbany 10-0 (8) (Feb. 22, 2026)**  
 Was shutout \_\_\_\_\_ vs. #16 West Virginia, 0-5 (May 4, 2025)

**Run-ruled an opponent \_\_\_\_\_ 14-4 (7) vs. Penn State (Mar. 8, 2026)**  
**Was run-ruled \_\_\_\_\_ 8-18, (7) at TCU (Mar. 27, 2026)**

Swept a 3-game series at home \_\_\_\_\_ No. 22 West Virginia (Apr. 19-21, 2024)  
 Swept a 3-game series on the road \_\_\_\_\_ at Houston (Mar. 14-16, 2025)  
 Swept a 3-game Big 12 series at home \_\_\_\_\_ No. 22 West Virginia (Apr. 19-21, 2024)  
 Swept a 3-game Big 12 series on the road \_\_\_\_\_ at Houston (Mar. 14-16, 2025)

Was swept in a 3-game series at home \_\_\_\_\_ No. 22 Oklahoma (May 3-5, 2024)  
**Was swept in a 3-game series on the road \_\_\_\_\_ at TCU (Mar. 27-29, 2026)**

Was swept in a 3-game Big 12 series at home \_\_\_\_\_ No. 22 Oklahoma (May 3-5, 2024)  
 Was swept in a 3-game Big 12 series on the road \_\_\_\_\_ at Kansas State (Mar. 28-30, 2025)

Defeated a Top 5 ranked team \_\_\_\_\_ #3 Oklahoma State, 6-4 (May 15, 2022)  
 Defeated a #1 ranked team \_\_\_\_\_ vs. #1 Florida, 6-3 (June 17, 2018)  
 Defeated a #1 ranked team on the road \_\_\_\_\_ at #1 Cal State Fullerton, 11-5 (May 27, 2001)

Won a series vs. a Top 10 ranked team \_\_\_\_\_ #3 Oklahoma State, 7-6, 9-3, 6-4 (May 13-15 2022)  
 Swept a series vs. a Top 10 ranked team \_\_\_\_\_ #3 Oklahoma State, 7-6, 9-3, 6-4 (May 13-15 2022)

Team Hit 7 or more home runs in a game \_\_\_\_\_ 9, at Abilene Christian (Apr. 10, 2024)  
 Team Hit 8 or more home runs in a game \_\_\_\_\_ 9, at Abilene Christian (Apr. 10, 2024)  
 Team Hit 12 or more home runs in a three-game series \_\_\_\_\_ 12, at Oklahoma (May, 14-16, 2021)  
**Team Allowed 6 or more home runs in a game \_\_\_\_\_ 6, vs. Kansas (Mar. 16, 2026)**  
 Team Allowed 7 or more home runs in a game \_\_\_\_\_ 7, vs. Gonzaga (March 10, 2010)

Hit a home run to lead off a game \_\_\_\_\_ Kyler Thompson (Feb. 21, 2025) vs. UCI  
**Hit back-to-back home runs \_\_\_\_\_ Davis Rivers/Robin Villeneuve (Mar. 6, 2026) vs. Penn State**  
 Hit back-to-back-to-back HRs \_\_\_\_\_ Jung, Wilson, Murrell at Kansas State, 7th Inn. (April 1, 2021)  
 Hit an inside-the-park home run \_\_\_\_\_ Cal Conley (solo) vs. Northern Colorado (Feb. 15, 2020)  
 Hit a pinch-hit home run \_\_\_\_\_ Cole Stilwell (3-run) vs. South Florida (March 26, 2021)  
**Hit a game-winning home run \_\_\_\_\_ Robin Villeneuve vs. UAlbany (Feb. 21, 2026; Game 2)**  
**Hit a walk-off home run \_\_\_\_\_ Robin Villeneuve vs. UAlbany (Feb. 21, 2026; Game 2)**  
 Hit an extra-inning home run \_\_\_\_\_ Damian Bravo vs. UCF (11th, solo-HR) (May 10, 2025)  
 Hit an extra-inning, walk-off home run \_\_\_\_\_ Damian Bravo vs. UCF (11th, solo-HR) (May 10, 2025)  
 Hit an extra-inning, walk-off Grand Slam \_\_\_\_\_ Kurt Wilson vs. #2 Texas (10th, GS) (March 26, 2022)

Hit 2 home runs in an inning \_\_\_\_\_ Jace Jung (solo/3-run - 6th Inn.) vs. TCU (April 11, 2021)

Hit 3 or more home runs in a game \_\_\_\_\_ Robbin Villeneuve (3) vs. ACU (May 13, 2025)  
 Hit 4 or more home runs in a game \_\_\_\_\_ Johnny Vidales (4) vs. Sul Ross (March 20, 1984)

Hit a grand slam in a game \_\_\_\_\_ TJ Pompey, at Abilene Christian (Apr. 9, 2024)  
 Hit 2 grand slams in a game \_\_\_\_\_ Parker Kelly (2) vs Merrimack (March 5, 2022 Gm. 1)

Hit 3 grand slams in a season \_\_\_\_\_ Parker Kelly (March 5, 2022), Parker Kelly (March 5, 2022), Parker Kelly (March 9, 2022)

Team Hit 4 or more grand slams in a season \_\_\_\_\_ 4, Bravo (1), Green (1), Kash (1), White (1) (2023)  
 Team Hit 5 or more grand slams in a season \_\_\_\_\_ 5, Kelly (3), Masters (1), Wilson (1) (2022)  
 Team Hit 6 or more grand slams in a season \_\_\_\_\_ 6, Blair (3), Brady (1), Fuller (1), Mask (3) (2004)  
 Team Hit 9 or more grand slams in a season \_\_\_\_\_ 9, Bard (3), Weber (3), Durham (1), O'Keeffe (1), Holzhauser (1) (1999)

Team Had 10 or more doubles in a game \_\_\_\_\_ 11, vs. Gardner-Webb (Mar. 2, 2024)  
 Team Had 12 or more doubles in a game \_\_\_\_\_ 12, at Kansas (April 25, 2010)  
 Team Allowed 7 or more doubles in a game \_\_\_\_\_ 7, North Dakota State (April 7, 2023)

Hit for the cycle \_\_\_\_\_ Josh Jung at New Mexico (April 17, 2018)  
 Hit for the natural cycle \_\_\_\_\_ Jon Weber (1B, 2B, BB, 3B, HR) vs. Southwest Texas (April 20, 1999)  
 Hit for the cycle in a Big 12 game \_\_\_\_\_ Never Happened

**Had a walk-off base hit \_\_\_\_\_ Matt Quintanar vs. Kansas (Mar. 15, 2026)**  
 Had a walk-off base hit in extra-innings \_\_\_\_\_ Damian Bravo vs. UCF (11th, solo-HR) (May 10, 2025)  
**Had a walk-off Home Run \_\_\_\_\_ Robin Villeneuve vs. UAlbany (9th, two-run) (Feb. 21, 2026 G2)**  
**Had a walk-off walk \_\_\_\_\_ Jesse Rusinek (BB w/bases loaded in 7th) vs. UAlbany (Feb. 22, 2026)**  
 Had a walk-off balk \_\_\_\_\_ Josh Jung (BK on 3rd in 10th) vs. #14 OU (April 20, 2018)  
 Had a walk-off steal \_\_\_\_\_ Kurt Wilson (stole home in 10th) vs. #2 Texas (March 25, 2022)

**Had 5 or more hits in a game \_\_\_\_\_ Connor Shouse at UTRGV (Feb. 17, 2026)**  
 Had 6 or more hits in a game \_\_\_\_\_ Keith Ginter (6) vs. Kansas (April 10, 1998)

Scored 5 or more runs in a game \_\_\_\_\_ Austin Green (5) vs. Air Force (March 1, 2023)  
 Scored 6 or more runs in a game \_\_\_\_\_ Brian Klein (6) vs. K-State (April 13, 2018)

Hit 3 or more doubles in a game \_\_\_\_\_ Robin Villeneuve (3) vs. Illinois (Vegas). (Feb. 28, 2025)  
 Hit 4 or more doubles in a game \_\_\_\_\_ Gavin Kash (4) vs. Gardner-Webb (Mar. 2, 2024)

Hit 2 or more triples in a game \_\_\_\_\_ Austin Green (2) vs. Michigan (March 4, 2023)  
 Hit 3 or more triples in a game \_\_\_\_\_ Jason Rainey (3) vs. Texas A&M-Corpus Christi (May 1, 2001)

Had 4 or more extra-base hits in a game \_\_\_\_\_ Gavin Kash, 4, vs. Western Ill. (2 2B, 2 HR) (Feb. 25, 2023)  
 Had 5 or more extra-base hits in a game \_\_\_\_\_ Roger Kieschnick, 5, at New Mexico (2 HR, 2 2B, 1 3B) (Feb. 27, 2007)

**Had 6 or more RBI in a game \_\_\_\_\_ Linkin Garcia (6) at UTRGV (Feb. 17, 2026)**  
 Had 7 or more RBI in a game \_\_\_\_\_ Robin Villeneuve (7) vs. ACU (May, 14, 2025)  
 Had 8 or more RBI in a game \_\_\_\_\_ Parker Kelly (9) vs. Merrimack (March 5, 2022 Gm. 1)  
 Had 9 or more RBI in a game \_\_\_\_\_ Parker Kelly (9) vs. Merrimack (March 5, 2022 Gm. 1)

Had 4 or more walks in a game \_\_\_\_\_ Kevin Bazzell (4) vs. Gonzaga (Feb. 20, 2023)  
 Had 5 or more walks in a game \_\_\_\_\_ Todd Ritchie (5) at #20 Oklahoma State (April 5, 2014)  
 Had 3 or more intentional walks in a game \_\_\_\_\_ Barrett Barnes (3) vs. #22 Oklahoma State (May 21, 2011)

**Had 3 or more stolen bases in a game \_\_\_\_\_ Kyeler Thompson (3) at UTRGV (Feb. 17, 2026)**  
 Had 4 or more stolen bases in a game \_\_\_\_\_ Willie Rueda (4) vs. Central Arkansas (March 4, 2008)

Struck out 12 or more batters in a game \_\_\_\_\_ 13, Mason Molina, vs. Kansas (May 18, 2023)  
 Struck out 13 or more batters in a game \_\_\_\_\_ 13, Mason Molina, vs. Kansas (May 18, 2023)  
 Struck out 14 or more batters in a game \_\_\_\_\_ 15, Brandon Birdsell, at Rice (March 12, 2022)  
 Struck out 15 or more batters in a game \_\_\_\_\_ 15, Brandon Birdsell, at Rice (March 12, 2022)  
 Struck out 16 or more batters in a game \_\_\_\_\_ 16, Bobby Doran, vs. Missouri (May 1, 2010)

Team did not strikeout in a game \_\_\_\_\_ vs. Kansas (April 6, 2019)  
 Team did not strikeout an opposing batter in a game \_\_\_\_\_ at Houston (Mar. 16, 2025)

Threw back-to-back complete games \_\_\_\_\_ vs. West Virginia (April 23, 2022-Gm. 2)  
 Threw a complete game \_\_\_\_\_ Lukas Pirkov vs. UAlbany (G1) (Feb. 21, 2026)  
 Combined on a no-hitter \_\_\_\_\_ 4 pitchers (Beck, Kirk, Boesinger, Shipley) vs. College of the Southwest (March 20, 1990)  
 Combined on a no-hitter into the 8th inn. \_\_\_\_\_ 2 pitchers (Birdsell, Girton-7.1 IP) vs. Rice (March 12, 2022)  
 Combined on a one-hitter \_\_\_\_\_ 2 pitchers (Heuer, Hutyra) at Houston (Mar. 14, 2025)  
 Combined on a two-hitter \_\_\_\_\_ 3 pitchers (Montgomery, Hampton, Wells) at WVU (April 18, 2021)

Threw a 7-inning no-hitter \_\_\_\_\_ Ramey Brandon vs. Eastern New Mexico - 2-0 (April 2, 1962)  
 Threw a 9-inning no-hitter \_\_\_\_\_ Ruben Garcia at Baylor - 1-0 (April 23, 1971)

Carried a no-hitter through 5.0 or more innings \_\_\_\_\_ Bo Blessie, 5.2 IP, vs. Gonzaga (Feb. 19, 2023)  
 Carried a no-hitter through 6.0 or more innings \_\_\_\_\_ Brandon Birdsell, 6.0 IP, at Rice (March 12, 2022)  
 Carried a no-hitter through 6.1 or more innings \_\_\_\_\_ Nathan Fouts, 6.1 IP, vs. Texas State (February 17, 2002)

Texas Tech in Extra Innings			
Since 2013 (Under Tim Tadlock)			
1.	4/2/26	Houston	L 10-13 (11)
2.	3/28/26	at TCU	L 9-10 (13)
3.	2/15/26	#7 Arkansas	L 5-6 (11)
4.	5/10/25	UCF	W 3-2 (11)
5.	4/4/25	Cincinnati	L 7-8 (12)
6.	3/23/25	TCU	L 5-9 (11)
7.	4/1/24	Stanford	W 10-9 (11)
8.	5/19/23	KANSAS	W 8-7 (10)
9.	4/14/23	at Oklahoma	W 13-7 (10)
10.	3/17/23	#12 Oklahoma State	W 8-7 (10)
11.	3/5/23	vs. #15 Texas A&M	L 4-2 (16)
12.	5/27/22	vs. Kansas State	L 6-5 (11)
13.	3/26/22	#2 TEXAS	W 16-12 (10)
14.	3/25/22	#2 TEXAS	W 5-4 (10)
15.	3/1/22	at Dallas Baptist	W 4-3 (10)
16.	5/14/21	at Oklahoma	L 9-9 (10)
17.	4/10/21	#10 TCU	W 6-5 (10)
18.	3/15/21	UCONN	W 9-8 (10)
19.	3/8/20	RICE	W 7-6 (11)
20.	2/29/20	at #9 Florida State	W 6-5 (11)
21.	2/23/20	vs. Houston	W 3-2 (10)
22.	5/16/19	TCU	L 1-3 (14)
23.	4/18/19	#18 BAYLOR	L 10-11 (11)
24.	3/24/19	STETSON	L 5-7 (10)
25.	4/20/18	#14 OKLAHOMA	W 5-4 (10)
26.	5/26/17	vs. West Virginia	L 7-12 (10)
27.	4/23/17	OKLAHOMA STATE	L 1-3 (11)
28.	3/22/17	UNLV	W 5-4 (10)
29.	2/25/17	CALIFORNIA (DH)	W 3-2 (11)
30.	6/11/16	#16 EAST CAROLINA	W 3-1 (13)
31.	4/20/16	at New Mexico	L 5-6 (10)
32.	2/27/16	vs. #6 Louisiana	W 5-3 (10)
33.	4/28/15	GRAND CANYON	L 4-5 (10)
34.	4/11/15	BAYLOR	W 6-1 (12)
35.	3/17/15	ORAL ROBERTS	L 7-9 (11)
36.	3/10/15	NEW MEXICO STATE	W 4-3 (12)
37.	3/3/15	ABILENE CHRISTIAN	W 6-5 (16)
38.	6/1/14	at #3 Miami (Fla.)	L 1-2 (10)
39.	5/15/14	WEST VIRGINIA	W 4-3 (11)
40.	4/29/14	at Oral Roberts	W 6-1 (12)
41.	3/30/14	#12 TEXAS	L 2-5 (12)
42.	3/8/14	NEW MEXICO STATE	W 8-7 (12)
43.	3/23/13	at West Virginia	W 6-4 (10)
44.	3/1/13	LA SALLE	L 5-6 (12)
45.	2/24/13	vs. Connecticut	L 0-1 (11)



2026 PITCHING SUPERLATIVES

Starter/Reliever Splits

Pitching	W-L	ERA	IP	H	R	ER	BB	SO	HR
Starters	8-7	7.47	119.1	161	122	99	61	112	32
Relievers	11-6	7.02	152.2	171	130	119	102	150	27
Total	19-13	7.21	272.0	332	252	218	163	262	59

3.0+ Inning Relief Appearances

Pitcher	Date	Opp.	ERA	IP	H	R	ER	BB	SO	Pitches
Kaysen Raineri	Feb. 17	at UTRGV	4.91	3.2	2	2	2	3	6	89 (51)
Kaysen Raineri	Feb. 22	UAlbany	0.00	4.0	1	0	0	0	7	46 (34)
Bryce Suiter	Mar. 10	UTSA	0.00	3.0	0	0	0	0	4	26 (22)

4+ Strikeouts in an Outing

Pitcher	Date	Opp.	ERA	IP	H	R	ER	BB	SO	Pitches
Jackson Burns	Feb. 13	Oklahoma	1.76	4.2	3	1	1	5	4	84 (47)
Connor Mohan	Feb. 15	Arkansas	2.45	3.2	3	3	1	5	5	90 (54)
Kaysen Raineri	Feb. 17	UTRGV	4.91	3.2	3	2	2	3	6	89 (51)
Jackson Burns	Feb. 20	UAlbany	15.43	2.1	6	5	4	3	4	66 (40)
Ryan Free	Feb. 20	UAlbany	0.00	2.2	0	0	0	4	4	53 (28)
Lukas Pirko	Feb. 21 (G1)	UAlbany	1.29	7.0	5	1	1	2	7	90 (59)
Donovan Becerra	Feb. 21 (G2)	UAlbany	9.00	3.0	3	3	3	4	4	65 (35)
Kaysen Raineri	Feb. 22	UAlbany	0.00	4.0	1	0	0	0	7	46 (34)
Jackson Burns	Feb. 27	CSU Bakersfield	6.23	4.1	5	4	3	1	4	58 (39)
Lukas Pirko	Feb. 28	CSU Bakersfield	1.80	5.0	3	3	1	3	4	72 (46)
Connor Mohan	Mar. 7	Penn State	12.00	3.0	6	4	4	1	6	72 (44)
Bryce Suiter	Mar. 10	UTSA	0.00	3.0	0	0	0	0	4	26 (22)
Lukas Pirko	Mar. 13	Kansas	5.19	5.2	6	4	3	1	7	87 (58)
Jackson Burns	Mar. 15	Kansas	16.88	3.2	5	6	6	1	7	79 (54)
Lukas Pirko	Mar. 20	Arizona	8.44	3.2	7	4	3	2	4	80 (47)
Adam Hayes	Mar. 24`	New Mexico	0.00	5.0	4	0	0	0	4	73 (54)
Jesse Ruisnek	Mar. 28	at TCU	0.00	2.0	1	0	0	1	4	41 (25)
Jackson Burns	Mar. 29	at TCU	3.00	6.0	6	2	2	1	8	95 (64)
Bryce Suiter	Apr. 3	Houston	0.00	2.1	0	0	0	1	4	32 (20)
Kaysen Raineri	Apr. 7	at New Mexico	4.50	4.0	5	3	2	0	4	59 (41)

Shutdown Innings

Opp	Dates	G1	G2	G3	G4	Shut/Opp	Week %	Total	Season %	W/L
Shriner's Children's	Feb. 13-15	1/3	2/2	1/2	--	4/7	57.1	4/7	57.1	L/L/L
UTRGV	Feb. 17	5/7	--	--	--	5/7	71.4	9/14	71.4	W
UAlbany	Feb. 20-22	2/4	4/4	3/3	3/3	12/14	85.7	21/28	75.0	W/W/W/W
CSU Bakersfield	Feb. 27-Mar. 1	2/3	2/3	2/5	--	6/11	54.5	27/39	69.2	W/W/L
Penn State	Mar. 6-8	2/5	3/6	2/3	--	7/14	50.0	34/53	64.2	W/W/W
No. 24 UTSA	Mar. 10-11	2/3	1/3	--	--	3/6	50.0	37/59	62.7	L/W
Kansas	Mar. 13-15	3/5	1/5	0/4	---	4/14	28.6	41/73	56.2	W/W/L
DBU	Mar. 19/May 5	1/6	--	--	--	1/6	16.7	42/79	53.1	L
at Arizona	Mar. 20-22	2/4	0/4	2/3	--	4/11	36.4	46/90	51.1	W/L/W
New Mexico	Mar. 25/Apr. 7	2/2	3/4	--	--	5/7	71.4	70/130	53.8	W/W
at TCU	Mar. 27-29	1/3	1/5	1/3	--	3/11	27.3	51/103	49.5	L/L/L
ACU	Mar. 31/Apr. 14	4/6	--	--	--	4/6	66.7	55/109	50.5	W
Houston	Apr. 2-4	2/2	5/7	3/5	--	10/14	71.4	65/123	52.8	L/L/W

Season total: 70/130 (53.8 Percent)



## 2026 HITING SUPERLATIVES

## CROOKED NUMBERS (3+ RUNS IN AN INNING) Texas Tech Record: 19-7

No.	Date	Opp.	Inn.	Runs	H	XBH	HR	Score	Final Score	W/L
1	Feb. 15	Arkansas	9th	5	2	0	0	5-4	6-5 (11)	L
2	Feb. 17	UTRGV	3rd	7	6	4	1	9-8	21-12	W
3	Feb. 17	UTRGV	6th	5	5	1	1	16-10	21-12	W
4	Feb. 20	UAlbany	3rd	4	4	2	1	6-5	16-8	W
5	Feb. 20	UAlbany	7th	5	4	2	0	13-5	16-8	W
6	Feb. 20	UAlbany	8th	3	2	1	1	16-8	16-8	W
7	Feb. 21 (G1)	UAlbany	2nd	4	5	4	0	6-0	15-1	W
8	Feb. 21 (G1)	UAlbany	3rd	8	6	4	1	14-0	15-1	W
9	Feb. 21 (G2)	UAlbany	7th	4	4	2	2	6-6	8-6	W
10	Feb. 22	UAlbany	7th	3	4	1	0	7-0	10-0	W
11	Feb. 22	UAlbany	8th	3	1	0	0	10-0	10-0	W
12	Feb. 27	CSU Bakersfield	3rd	6	5	3	1	6-3	17-4	W
13	Feb. 27	CSU Bakersfield	4th	4	5	2	0	10-3	17-4	W
14	Feb. 27	CSU Bakersfield	5th	7	5	3	1	17-4	17-4	W
15	Feb. 28	CSU Bakersfield	5th	11	7	3	1	14-3	14-3	W
16	Mar. 6	Penn State	1st	6	5	3	0	6-0	15-7	W
17	Mar. 6	Penn State	5th	3	4	1	0	10-5	15-7	W
18	Mar. 7	Penn State	1st	7	4	2	1	7-1	21-6	W
19	Mar. 7	Penn State	2nd	4	4	2	0	11-2	21-6	W
20	Mar. 7	Penn State	5th	3	3	1	0	17-4	21-6	W
21	Mar. 7	Penn State	6th	4	3	2	1	21-6	21-6	W
22	Mar. 8	Penn State	2nd	3	3	0	0	5-0	14-4	W
23	Mar. 8	Penn State	6th	4	3	1	0	9-4	14-4	W
24	Mar. 8	Penn State	7th	5	4	1	0	14-4	14-4	W
25	Mar. 10	No. 24 UTSA	6th	5	4	0	0	7-9	8-9	L
26	Mar. 11	No. 24 UTSA	6th	7	6	5	3	8-4	10-5	W
27	Mar. 13	Kansas	4th	5	5	2	1	7-1	11-4	W
28	Mar. 14	Kansas	3rd	3	0	0	0	3-1	10-9	W
29	Mar. 14	Kansas	5th	3	3	2	1	7-1	10-9	W
30	Mar. 17	DBU	1st	3	2	0	0	3-0	10-16	L
31	Mar. 17	DBU	2nd	3	2	2	3	6-0	10-16	L
32	Mar. 20	Arizona	3rd	3	4	0	0	3-0	9-5	W
33	Mar. 20	Arizona	7th	3	1	0	0	7-5	9-5	W
34	Mar. 22	Arizona	2nd	5	6	1	0	5-2	12-10	W
35	Mar. 22	Arizona	7th	6	4	3	1	12-7	12-10	W
36	Mar. 24	New Mexico	1st	6	6	1	0	6-0	12-2	W
37	Mar. 24	New Mexico	8th	4	3	0	0	12-2	12-2	W
38	Mar. 27	TCU	6th	3	4	2	1	6-16	8-18	L
39	Mar. 28	TCU	2nd	3	4	0	0	3-0	9-10	L
40	Mar. 31	ACU	3rd	5	6	2	1	7-1	15-4	W
41	Mar. 31	ACU	5th	3	2	1	0	11-1	15-4	W
42	Apr. 2	Houston	5th	3	4	2	0	3-6	6-8	L
43	Apr. 2	Houston	7th	3	4	1	0	6-8	6-8	L
44	Apr. 3	Houston	7th	4	5	0	0	9-7	10-13	L
45	Apr. 4	Houston	6th	3	2	0	0	4-2	11-2	W
46	Apr. 4	Houston	7th	7	5	3	0	11-2	11-2	W
47	Apr. 7	at New Mexico	5th	3	2	2	0	4-3	10-5	W
48	Apr. 7	at New Mexico	8th	3	2	1	0	7-3	10-5	W
49	Apr. 7	at New Mexico	9th	3	3	1	0	10-5	10-5	W



TV/RADIO ROSTER



**1**  
**COLEMAN RYAN**  
So. | 2nd Yr. | INF | R/R  
Tomball, Texas  
Tomball HS




**2**  
**KYELER THOMPSON**  
Jr. | 3rd Yr. | OF | R/R  
Santa Fe, Texas  
Santa Fe HS (Galveston JC)



**3**  
**TRACER LOPEZ**  
Sr. | 4th Yr. | INF | L/R  
Rosebud, Texas  
C.H. Yoe HS




**4**  
**LINKIN GARCIA**  
Fr. | 1st Yr. | INF | R/R  
Huntington Beach, Calif.  
A3 Academy



**8**  
**CONNOR SHOUSE**  
So. | 2nd Yr. | INF/OF/RHP | R/R  
Jasper, Ga.  
Jasper HS/Georgia Tech



**9**  
**JACE SOUZA**  
So. | 2nd Yr. | OF | L/L  
Honolulu, Hawaii  
Kamehameha School



**10**  
**LOGAN HUGHES**  
Jr. | 3rd Yr. | OF | L/L  
Deland, Fla.  
Winter Springs HS (Stetson)



**11**  
**DAVIS RIVERS**  
Jr. | 3rd Yr. | C/INF | L/R  
Waller, Texas  
Waller HS




**13**  
**DONOVAN BECERRA**  
Jr. | 3rd Yr. | RHP | R/R  
Eagle Pass, Texas  
Eagle Pass HS (New Mexico JC)



**14**  
**TOMMY HANGER**  
Fr. | 1st Yr. | INF | L/R  
Toronto, Ontario, Canada  
HumberSide Collegiate Institute



**15**  
**CADEN FERRARO**  
Jr. | 3rd Yr. | INF/OF | L/L  
Pearland, Texas  
Pearland HS (Blinn College)



**16**  
**WILL JORDAN**  
So. | 2nd Yr. | RHP | R/R  
Weatherford, Texas  
Weatherford HS



**17**  
**PARKER HUTYRA**  
Jr. | 3rd Yr. | RHP | R/R  
North Richland Hills, Texas  
Birdville HS



**18**  
**LUKAS PIRKO**  
Jr. | 3rd Yr. | RHP | R/R  
Murrieta, Calif.  
Vista Murrieta HS (Cal Baptist)



**19**  
**JOHNNY LOWE**  
Sr. | 4th Yr. | RHP | R/R  
Rockwall, Texas  
Rockwall-Heath (Cisco College)




**21**  
**JACKSON BURNS**  
Fr. | 1st Yr. | RHP | R/R  
Aledo, Texas  
Southwest Christian HS



**26**  
**MATT QUINTANAR**  
Jr. | 3rd Yr. | C | R/R  
Sunland, Calif.  
Hart HS (Blinn College)



**28**  
**ROBIN VILLENEUVE**  
Gr. | 5th Yr. | INF/OF | R/L  
Gatineau, Quebec, Canada  
Polyvante Nicolas (Tennessee)




**29**  
**JORDEN ESPINOZA**  
So. | 2nd Yr. | LHP | L/L  
Watsonville, Calif.  
Aptos HS



**30**  
**JESSE RUSINEK**  
Fr. | 1st Yr. | OF/LHP | L/L  
Brock, Texas  
Brock HS



**31**  
**KAYSEN RAINERI**  
So. | 2nd Yr. | RHP | R/R  
Temecula, Calif.  
Great Oak HS (Hawaii')



**32**  
**BRUCE SUITER**  
So. | 2nd Yr. | RHP | R/R  
Centerton, Ark.  
Bentonville West HS (Fort Scott)



**33**  
**ADAM HAYES**  
Fr. | 1st Yr. | RHP | R/R  
Berthoud, Colo.  
Berthoud HS



**35**  
**AJ GOYTIA**  
Jr. | 3rd Yr. | C/INF/OF | R/R  
Juncos, Puerto Rico  
Montverde Academy (McClennan)



**36**  
**CONNOR MOHAN**  
So. | 2nd Yr. | RHP | R/R  
Burleson, Texas  
Burleson Centennial HS



**37**  
**HEERYUN HAN**  
Jr. | 3rd Yr. | RHP/INF | R/R  
Gyeonggi-Do, South Korea  
Los Medanos JC (NMMI)




**38**  
**JACOB ROGERS**  
Sr. | 4th Yr. | RHP | R/R  
Friendswood, Texas  
Friendswood HS



**41**  
**BRADY TROMBELLO**  
So. | 3rd Yr. | RHP | R/R  
Ridgefield, Wash.  
Prairie HS



**44**  
**LOGAN BEVIS**  
Jr. | 3rd Yr. | RHP | R/R  
Longwood, Fla.  
Montverde Academy (USF)



**45**  
**DYLAN BLAKEY**  
R-Jr. | 2nd Yr. | LHP | L/L  
Irvine, Calif.  
Woodbridge HS (Saddleback College)




**46**  
**RYAN FREE**  
Gr. | 5th Yr. | LHP | L/L  
Frisco, Texas  
Frisco HS (Angelo State)



**47**  
**LOGAN ADDISON**  
So. | 2nd Yr. | RHP | R/R  
Tahoka, Texas  
Tahoka HS



**51**  
**JAKE SPINDLER**  
Fr. | 1st Yr. | RHP | R/R  
Walkkill, N.Y.  
A3 Academy



**6**  
**TIM TADLOCK**  
Head Coach  
14th Season



**19**  
**J-BOB THOMAS**  
Asst. Coach (3rd base)  
14th Season



**50**  
**STEVE FOSTER**  
Asst. Coach  
1st Season



**12**  
**ERIC GUTIERREZ**  
Asst. Coach (1st base)  
7th Season



**STEVE MERRIMAN**  
Director of Pitching Dev.  
1st Season



**NOLEN HESTER**  
Dir. of Operations  
2nd Season