

# Texas Tech RED RAIDER SOFTBALL

April 10-15 | Salt Lake City & Logan & San Antonio & San Marcos

2026 SCHEDULE/RESULTS

Overall: 38-2 | BIG 12: 14-1  
H: 11-1 | A: 13-0 | N: 14-1

## v. UTAH, UTAH ST, UTSA & TEXAS ST

**FEBRUARY // 20-1**

Date	Opponent (TV)	Time (CT)/Result
5	at McNeese State <sup>1</sup>	W, 13-3 (5)
6	North Texas <sup>1</sup>	W, 10-2 (5)
6	ULM <sup>1</sup>	W, 13-1 (5)
7	at No. 11 Texas A&M <sup>2</sup>	W, 3-2
7	Providence <sup>2</sup>	W, 13-1 (5)
8	Bryant <sup>2</sup>	W, 12-0 (5)
12	No. 6/7 Florida State <sup>#</sup>	W, 3-2
12	Northwestern <sup>#</sup>	W, 5-0
13	No. 23/ RV FAU <sup>#</sup>	W, 8-0 (5)
14	NC State <sup>#</sup>	W, 14-1 (5)
14	James Madison <sup>#</sup>	W, 5-0
15	No. 8/11 Nebraska <sup>#</sup>	L, 2-3
19	Fresno State <sup>%</sup>	W, 12-2 (5)
20	Bethune-Cookman <sup>%</sup>	W, 8-0 (5)
21	Cal State Fullerton <sup>%</sup>	W, 6-3
21	San Diego State <sup>%</sup>	W, 5-0
22	UC Riverside <sup>%</sup>	W, 16-0 (5)
26	ACU <sup>@</sup>	W, 24-0 (5)
27	North Texas <sup>@</sup>	W, 10-2 (5)
28	Texas A&M - CC <sup>@</sup>	W, 18-0 (5)
28	Detroit Mercy <sup>@</sup>	W, 9-0 (5)

**MARCH // 15-1**

Date	Opponent	Time (CT)/Result
1	Texas A&M - CC <sup>@</sup>	W, 24-1 (5)
1	North Texas <sup>@</sup>	W, 7-2
6	at Houston*	W, 10-0 (5)
7	at Houston*	W, 11-1 (5)
7	at Houston*	W, 12-6
13	No. 12/13 Arizona*	L, 0-9 (5)
14	No. 12/13 Arizona*	W, 14-6 (6)
14	No. 12/13 Arizona*	W, 8-0 (5)
20	at No. 25 UCF*	W, 4-3
21	at No. 25 UCF*	W, 9-0 (6)
22	at No. 25 UCF*	W, 7-2
24	at Tarleton St.	W, 12-0
27	Iowa State*	W, 9-1 (5)
28	Iowa State*	W, 10-2 (5)
29	Iowa State*	W, 17-6 (5)
31	at ACU	W, 9-1 (5)

**APRIL // 3-0**

Date	Opponent	Time (CT)/Result
2	BYU*	W, 11-1 (6)
3	BYU*	W, 10-1 (5)
4	BYU*	W, 12-4 (5)
10	at Utah*	6:00 p.m.
11	at Utah*	1:00 p.m.
12	at Utah*	12:00 p.m.
13	at Utah State	3:00 p.m.
14	at UTSA	6:00 p.m.
15	at Texas State	6:00 p.m.
22	at UTEP	TBD
22	at UTEP	TBD
24	at Arizona State*	7:00 p.m.
25	at Arizona State*	5:00 p.m.
26	at Arizona State*	2:00 p.m.
28	Tarleton St.	6:00 p.m.
30	Baylor*	6:00 p.m.

**MAY // 0-0**

Date	Opponent	Time (CT)/Result
1	Baylor*	6:00 p.m.
2	Baylor*	1:30 p.m.
7-9	Big 12 Tournament	TBD
15-17	NCAA Regionals	TBD
21-24	NCAA Super Regionals	TBD
28- June 5	Women's College World Series	TBD

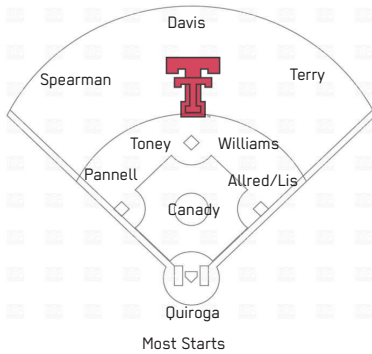
<sup>1</sup> - McNeese Tournament - Lake Charles, Louisiana  
<sup>2</sup> - Texas A&M Tournament - College Station, Texas  
<sup>#</sup> - Shriners Clearwater Invite - Clearwater, Florida  
<sup>%</sup> - Mary Nutter Classic - Palm Springs, California  
<sup>@</sup> - Jeannine McHaney Classic - Lubbock, Texas  
\* - Big 12 Game

No. 2



**Head Coach:** Gerry Glasco  
**Associate:** Tara Archibald  
**Assistants:** Hunter Veach, Kayla Kowalik

2026 Outlook: 38-2, 14-1 Big 12	
Batting Average:	.404
ERA:	1.70
Homeruns:	82
Strikeouts:	274
RBI:	371
Walks:	53
Stolen Bases:	93-107
Fielding %:	.975



**OPPONENTS**



Utah  
25-13-1, 4-7-1 (Big 12)

**Series notes:**  
Tech is 6-4 all-time.  
Last meeting was 4-6-25.



Utah State  
16-21, 5-7 (MWC)

**Series notes:**  
Tech is 2-0 all-time.  
Last meeting was 2-19-12.



UTSA  
20-21, 8-7 (American)

**Series notes:**  
Tech is 18-11 all-time.  
Last meeting was 2-12-22.



Texas State  
24-16, 6-6 (Sun Belt)

**Series notes:**  
Tech is 23-16 all-time.  
Last meeting was 3-1-25.

**PREVIOUSLY IN TEXAS TECH SOFTBALL**

The Highlights:

- Mihyia Davis is one of the most valuable players in the country and has been that way her whole career. Among active players she ranks first in hits (316), at-bats (773) and stolen bases (131). She also ranks second in runs (218) and third in games played (228). She is the only active player with 300 hits.



- NiJaree Canady continues to make history. The reigning National Pitcher of the Year eclipsed 1,000 strikeouts for her career after striking out against BYU. Canady is just one of two active players with 1,000 career K's and the only active player with 1,000 K's and 90 wins. Canady had another good outing against BYU allowing just one unearned run and just two hits through 6.0 innings of work.



- Kaitlyn "KT" Terry has been arguably the team's best player so far this season. She leads the team with a .525 batting average, which is also fourth best in the country, and also has a 1.73 ERA and a perfect 15-0 record. Terry also set the school record with a 24-game hit streak and is currently riding a 28-game on base streak.



- Gerry Glasco is now 64-0 in conference series dating back to his time at Louisiana. The head coach has lost the first game of a series 10 times and has comeback to win each time. Tech looked to be in jeopardy of breaking that streak after a tough loss to Arizona in game one, but retaliated in a big way with back-to-back run-rule victories.



- Jackie Lis has been on fire at the plate over the last few weeks. The senior hit an inside-the-park home run and a grand slam in the same game against BYU a week after earning Big 12 Player of the Week honors.



## IN THE RANKINGS

**TEAM:**

Stat	Value	NCAA	Big 12
Batting average	.404	2	1
Doubles	76	9	2
ERA	1.71	4	1
Fielding %	.975	20	1
Hits	398	4	1
Home runs	82	4	1
On-base percentage	.500	2	1
RBI	371	3	1
Scoring	10.13	3	1
Shutouts	12	5	1
Slugging %	.748	3	1
Strikeout-to-walk	5.17	3	1
Strikeouts per 7	8.50	5	1
Total runs	405	2	1
Sacrifice flies	20	5	1
Total SB's	93	3	1
WHIP	0.84	3	1
Walks (drawn)	188	5	1

**INDIVIDUAL:**

Stat	Value	NCAA	Big 12
Batting average - K. Terry	.525	4	1
Doubles - M. Williams	14	15	2
ERA - N. Canady	1.29	7	1
Hits - M. Davis	62	7	1
Hits per 7 - N. Canady	3.20	4	1
On-base % - K. Terry	.606	7	1
RBI - M. Williams	49	24	3
Runs - M. Davis	57	4	1
Runs - M. Williams	55	7	2
Shutouts - N. Canady	5	7	1
SB's - M. Davis	29	3	1
Strikeouts - N. Canady	133	18	3
Total bases - M. Williams	108	19	1
Wins - Terry & Canady	15	11	2
WHIP - N. Canady	.71	4	1

### 2026 RED RAIDER RANKING SUMMARY

DATE	Record	NFCA	USA	D1	SA	RPI
Preseason	--	2	t1	2	1	--
2/10	6-0	1	1	1	1	--
2/17	11-1	2	2	3	2	--
2/24	16-1	2	2	3	2	--
3/3	22-1	2	2	3	2	--
3/10	25-1	2	2	3	3	13
3/17	27-2	3	3	3	3	10
3/24	31-2	2	2	2	2	8
3/31	35-2	2	2	2	2	7
4/7	38-2	1	1	1	2	11

## ADDITIONAL HEADLINES

**NAME A BETTER DUO:**

The duo of NiJaree Canady and Kaitlyn Terry has been second to none this season.

Terry is batting .525 this season with a sub-2.00 ERA and a 15-0 record in the circle. Terry's power is coming into play as well as she launched three homers in the doubleheader against Arizona and is up to seven on the season.

After resting during the summer and most of the fall, Canady has looked back to form. The senior's velocity is ramping up as we have seen an uptick in strikeout numbers over her last couple of outings. Canady eclipsed 1,000 career strikeouts and currently sits with a 1.29 ERA and a 15-2 record on the season.

**MISS 300:**

Mihyia Davis is the only active player in the country with 300 hits. I just feel like this deserves its own headline.

**BACK TO HER OLD WAYS:**

Mihyia Davis has been running and gunning and is now second in the country in stolen bases with 29. The senior won the NFCA Golden Spikes award her freshman season and has had 20+ stolen bases each of her last four years. She finished with 28 last year, good for third most in program history for a single season and her 29 so far this year is already third in program history.

**DOUBLES, HOMERS AND RBI - OH MY:**

Mia Williams currently leads the team in doubles (14), RBI (49) and homers (14). Her doubles number is top 15 in the country and she has 108 total bases on the season, putting her top 25 in the country and atop Big 12.

**.340 OR BETTER:**

Every Red Raider who has taken 65+ at bats is hitting over .340 on the season. More specifically, hitting .342 or better. Last season, Tech had six players finish with a batting average above .300 - the current pace the Red Raiders are hitting at is hard to sustain for a full season, but not impossible.

**THE FORGOTTEN ARM:**

Lefty Samantha Lincoln has been as good as anyone on the pitching staff so far this season. She has a 2.38 ERA and has 42 strikeouts to just nine walks while holding opponents to a .192 batting average. The Sophomore is a perfect 7-0 on the season and will look to continue to be a big role in this pitching staff with conference play arriving.

**ALL THREE PHASES:**

The Red Raiders are not just one part of the game, they are tops in all three phases. Tech ranks No. 3 in scoring (10.13), No. 4 in ERA (1.71) and No. 1 in the Big 12 in fielding percentage (.975). Tech is the only team in the country to be ranked in the top 20 in all three categories.

**RUN-RULE WINS & SHUTOUTS:**

The Red Raiders are already up to 27 run-rule victories this season. The program record was 20 and they had 14 all of last season.

A new program record for shutouts in a season was set last year as Tech had 26 shutout victories. They have 12 already this season.

**POWER:**

Gerry Glasco loves the long ball and made that a point of emphasis when putting together the 2026 roster. Well he did a good job as Tech has hit 82 home runs and rank No. 4 in the country and No. 1 in the Big 12. Tech hit just 60 all of last season and have already broken the program record of 74 set back in 2023.

**NEW DIGS:**

The Texas Tech softball stadium got renamed to Tracy Sellers Field this weekend and got a face lift this offseason that includes new shading, new speakers, updated outfield wall padding and new lights. The project helps enhance the fan experience greatly and make the ball park look bigger and better.

**PRO IN THE DUGOUT:**

Gerry Glasco has experience coaching in the pro leagues, but assistant coach Kayla Kowalik is the pro on the team. An All-American at Kentucky, Kowalik has been stellar in the new AUSL for the Blaze. She was the 2025 AUSL All-Star Cup Champion and hit an otherworldly .452 in 9 games of the All-Star Cup.

Canady recieved the first AUSL Golden Ticket of the 2026 season. The Golden Ticket represents the drafting of that athlete into the league but not yet knowing what team they will be on.

**BREAKING RECORDS:**

The Red Raiders have already broken a handful of program records including homers, RBI, run-rule wins, consecutive hitless innings, no-hitters, consecutive no-hitters, consecutive road wins and are on pace to break a few more before the season is over.

**LINEUP COMBINATIONS:**

Gerry Glasco has used 32 different lineups in 40 different games this season after using 57 different lineups in 68 different games last season.

## A LEAGUE OF HER OWN - NIJAREE CANADY

*The NiJa Effect*

Entering the 2025 season, Texas Tech softball had been to six regionals and never advanced beyond that. It was a program that seemed to be in a constant state of rebuild with a few good seasons here and there but never much consistency.

Then comes NiJaree Canady. The two-time NFCA National Pitcher of the Year and 2025 Big 12 Pitcher of the Year completely flipped the trajectory of the program in just one season. Yes, she had help and has a great coaching staff around her, but the influence on the sport of softball that she's had in Lubbock and around the country is unmatched.

On road trips, Canady would be asked for autographs by opposing team fans, kids on spring break who traveled to that game to watch her play and people - young and old - sporting her jersey. Before 2025, Texas Tech softball had a few loyal fans, but not anything crazy. Now, she can't walk five feet without someone asking for a picture or autograph and she handles it all with grace, composure and is humble as can be.

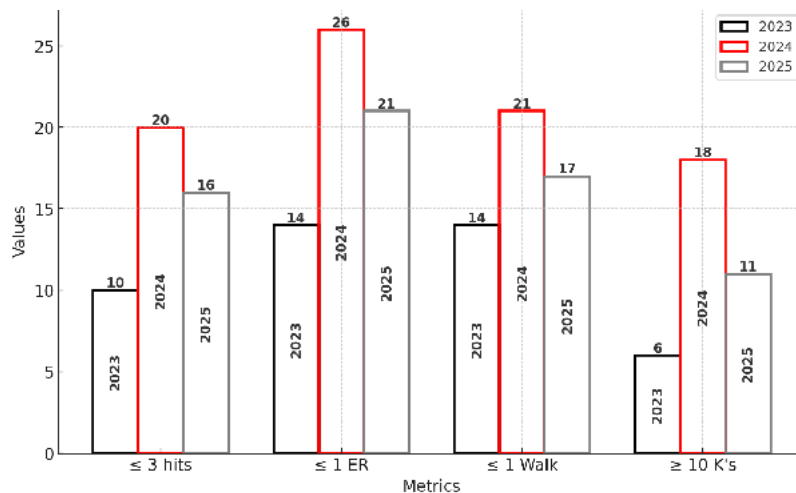
Canady is the perfect superstar. Talented, hard-working, high character and excellent in the classroom. Her impact will be felt by the softball program, Texas Tech Athletics and Lubbock for years to come.

She has been honored with virtually every individual honor one could receive and this season her goal hasn't changed - win a National Championship.



### THE AWARDS (AND COUNTING)

- TUCCI/NFCA Freshman of the Year
- D1Softball Freshman of the Year
- Softball America NCAA Freshman of the Year
- D1Softball Freshman All-American
- USA Softball Collegiate Player of the Year Top-25 Finalist
- Women's College World Series All-Tournament Team
- All-Pac-12 First Team
- Pac-12 All-Freshman Team
- Pac-12 All-Tournament Team
- Three-time D1 Softball Freshman of the Week (Mach 2, March 7, May 2)
- Three-time Pac-12 Pitcher of the Week (Feb. 20, March 6, May 1)
- Three-time Pac-12 Freshman of the Week (Feb. 20, April 24, May 1)
- Led the nation in ERA (0.57) and strikeouts per seven innings (11.3).
- USA Softball Collegiate Player of the Year
- NFCA First Team All-American
- NFCA First Team Academic All-American
- Two-time NFCA National Pitcher of the Week
- NFCA All-Region First Team
- Pac-12 Pitcher of the Year
- First Team All-Pac-12
- Pac-12 All-Defensive Team
- Women's College World Series All-Tournament Team
- Pac-12 All-Tournament Team
- Five-time Pac-12 Pitcher of the Week
- Pac-12 Academic Honor Roll
- Finished the regular season atop the NCAA in ERA for the second-straight season at 0.65.
- 5th player in NCAA history to lead the country in ERA back-to-back seasons.
- No. 1 ranked player by Softball America and D1Softball.
- Softball America and D1Softball Preseason First Team All-American.
- D1Softball's No. 1 Pitcher.
- USA Softball Collegiate Player of the Year Watchlist.
- All-Big 12 Preseason Team
- No. 1 two-way player via Softball America (March)
- 2x Big 12 Pitcher of the week (Mar. 18, Apr. 8)
- D1Softball National Pitcher of the Week (Apr. 1)
- No. 1 Pitcher via Softball America (April & May)
- USA Softball Collegiate POTY Watchlist - Top 25
- 2025 Big 12 Pitcher of the Year (unanimous)
- First Team All-Big 12 (unanimous)
- All-Big 12 Tournament Team
- All-Big 12 Tournament Most Outstanding Player
- USA Softball Collegiate POTY Watchlist - Top 5
- USA Softball Collegiate POTY Watchlist - Top 3
- D1Softball Pitcher of the Year
- D1Softball First Team All-American
- 2025 Honda Sports Award for Softball Winner
- 2025 Honda Sport Award top 3 finalist
- CSC Academic All-America Team Member of the Year.
- 2025 NCAA Leader for victories with 34
- Big 12 Female Athlete of the Year
- Forbes 30 under 30
- Preseason No. 1 player by Softball America & D1Softball
- Preseason First Team All-American by Softball America & D1Softball
- USA Softball Collegiate POTY Watchlist
- All-Big 12 Preseason Team (unanimous)



The graph above shows the number of games where NiJaree pitched at least 5.0 innings and had the following stats



# GERRY GLASCO

**HEAD COACH · 2nd SEASON · Illinois '80 · Crab Orchard, Illinois**

Gerry Glasco was named the head coach of the Texas Tech Softball program on Thursday, June 20, 2024.

In Glasco's first season in Lubbock he led Tech to its most successful season ever. The Red Raiders finished with a 54-14 record, the most wins in a single season, while hosting their first ever Regional, advancing to the Super Regional round for the first time ever and eventually making their first Women's College World Series appearance where they finished as National Runners-Up. Glasco also led Tech to its first ever Big 12 Regular Season Title and Postseason Championship in his inaugural season.

The team broke 22 program records during the historic 2025 season and had 10 players earn All-Big 12 honors, the most in program history. Among those student-athletes was Big 12 and National Pitcher of the Year NiJaree Canady who became the first 1st Team All-American in Red Raider softball history. Glasco also earned Big 12 Coach of the Year honors after going 20-4 in conference play, also a program best.

Known for his great recruiting, Glasco has brought in the No. 1 transfer portal class in the country ahead of the 2025 season and again this past summer ahead of the 2026 season.

Glasco previously led the Louisiana softball program where he built the Ragin' Cajuns into a perennial top-25 team that boasted an impressive .773 winning percentage (300-88) during his seven-year tenure. Louisiana captured five Sun Belt Conference regular-season titles under Glasco and was selected to an NCAA Regional in all six eligible seasons (excludes COVID-shortened 2020 campaign), advancing to the Super Regional round in 2023.

Glasco, who coached the previous nine seasons prior to Louisiana in the Southeastern Conference, is considered one of the nation's top offensive coaches and recruiters. He helped lead Georgia to a pair of final four finishes at the Women's College World Series, assisted in Texas A&M's rise in the SEC culminating with a trip to Oklahoma City in 2017 and served as associate head coach at Auburn in fall 2017.

Glasco's résumé includes achievements at all levels of softball. He has coached 17 All-Americans, 29 All-SEC honorees, 37 All-Sun Belt performers, 10 All-Big 12 performers and 52 All-Region selections. As a collegiate coach, he has been a part of 12 NCAA Tournament appearances, six NCAA Super Regionals and three Women's College World Series. He also engineered three championships in the National Pro Fastpitch League, most recently in 2019 with USSSA Pride, and a national championship at the 18U level in travel ball. During his tenure at Louisiana, the Ragin' Cajuns have continued their streak of consecutive NCAA Tournament appearances and 40-win seasons, both streaks at 24 straight seasons following the 2023 season.

Glasco's most momentous occasion to date with Louisiana occurred in the 2023 season when the Ragin' Cajuns captured a berth into the NCAA Super Regional round - realizing the accomplishment for the first time in his tenure - following a Championship Sunday doubleheader sweep of rival LSU at Tiger Park in Baton Rouge.

He directed one of the program's best seasons ever in 2019 as Louisiana recorded its first 50-win season since 2012 (with only four defeats entering NCAA postseason play), swept the Sun Belt Conference's regular season and tournament championships, boasted a Top 10 national ranking for 10 consecutive weeks leading up to postseason play, turned in only the second undefeated Sun Belt mark in program and conference history, established a school-record 29-game win streak and posted a Top 10 national finish in nine statistical categories.

Glasco and his staff continued building momentum in the COVID-19 shortened 2020 season, leading the program to its first Top 10 finish in the major national polls since 2014. The Ragin' Cajuns scored ranked wins over Louisiana State, Oklahoma State, Texas and Florida (twice) in addition to two victories over Ole Miss, leading the squad to a No. 1 ranking in the lone RPI ranking of the year.

During the 2021 season, Louisiana reached 40 wins in the regular season by winning 25 of the final 29 games. Glasco steered the squad to repeat honors as Sun Belt regular season and tournament champions highlighted by an 11-1 record, regular season and tournament combined, against the league's other three NCAA Tournament participants (Texas State, Troy and South Alabama). The Ragin' Cajuns advanced to Championship Sunday of an NCAA Regional for the third time under Glasco's watch, extending the program's streak of reaching the final round of a regional to 13 consecutive appearances.

The 2022 season marked the debut of Glasco's 2021 recruiting class, which was ranked No. 1 by Extra Inning Softball and included the No. 4-rated recruit in pitcher Sam Landry and the No. 15-ranked prospect in Louisiana native Maddie Hayden. Glasco directed and mentored a lineup that featured at most two upperclassmen and as many as five freshmen, and developed them into a championship and NCAA Tournament team - despite the youthfulness, advancing to Championship Sunday of the NCAA Clemson Regional.

The Ragin' Cajuns continued to thrive under Glasco's guidance in 2022, placing a conference-high nine players on the All-Sun Belt team, recording a program-record .351 season batting average and generating the most home runs in Glasco's tenure (82).

During the 2023 season, Louisiana collected its fourth consecutive Sun Belt Conference regular season and tournament championships under Glasco's guidance, posted the program's first 50-win season since 2019 (50-16, 22-2 SBC) and advanced to the Super Regional round of the NCAA Tournament. The Ragin' Cajuns also continued impressive streaks of consecutive Sun Belt series won (now 81 straight) and consecutive NCAA Tournament appearances (now 24 straight) and attained a No. 9 RPI rating and Top 20 rankings across all major national polls.

Louisiana ended the regular season with 43 wins against a Top-10 rated strength of schedule (which finished at No. 7) facing Top 100 RPI competition in 38 out of 56 games overall and captured marquee road wins over UCF (no-hitter), LSU and Florida (three-hit shutout). Individually, Karly Heath and Mihya Davis earned NFCA All-American accolades and Davis was awarded the NFCA's Golden Shoe Award after leading the D1 softball ranks with 52 stolen bases.

The Crab Orchard, Illinois, native has raised the level of offensive production of each team he's been associated with since his collegiate coaching career began. He coached at Georgia from 2009-2014 and at Texas A&M from 2015-2017.

Glasco helped Georgia to a 282-92 mark as the team hovered near the top of the NCAA and SEC rankings in almost all offensive categories and set over 20 team offensive records during his six-year stay. The Bulldogs belted 85 home runs his first season (up from 26 the previous season) and later led the SEC in home runs during his final two seasons.

Georgia captured the program's first SEC Tournament championship (2014) and twice reached the final four of the Women's College World Series (2009, 2010) with Glasco on staff.

In three seasons at Texas A&M, Glasco restructured the offense and helped guide the Aggies' rise to the top of the SEC, culminating with a third-place finish in 2017. His clubs tallied 465 extra-base hits, including 213 home runs, and scored 6.1 runs per game. In his final two seasons, the Aggies were the SEC's home run leaders in regular season conference play.

Eight offensive records were broken under Glasco's watch at Texas A&M, highlighted by the 2016 season when the Aggies broke school records for runs scored (429); on base percentage (.437); RBI (401); total bases (852); and OPS (.988).

Glasco spent seven seasons as the assistant softball coach at Johnston City (Illinois) High School before taking his first collegiate job at Georgia. In his last season, he led the junior high team to a state title.

During his time at Johnston City High, Glasco founded the Illinois Southern Force Softball organization and served as the head coach of the Southern Force Gold from 2001-2008. The team finished in the Top 20 four times at ASA Gold Nationals and won the 2004 18U Gold National Championship. That year, Glasco and his staff were named the National Coaching Staff of the Year by the NFCA for travel softball.

Glasco and wife Vickie have three daughters who have shared their father's passion for the sport: Tara (Archibald), who is currently the associate head coach for him here at Texas Tech, Erin and the late-Geri Ann who was named Gatorade National Player of the Year her senior year of high school, SEC Freshman of the Year and played both at Georgia and Oregon.

Glasco is a 1976 graduate of Crab Orchard (Illinois) High School, where he lettered in baseball and basketball. He graduated from the University of Illinois with a bachelor's degree in agricultural economics in 1980.

## THE GLASCO FILE

Hometown \_\_\_\_\_Crab Orchard, Illinois  
 Alma Mater \_\_\_\_\_ Illinois '80  
 Degree \_\_\_\_\_ Agriculture Economics  
 Children \_\_\_\_\_ Tara, Erin, Geri Ann

## COACHING EXPERIENCE

YEARS	SCHOOL/ORGANIZATION	TITLE
2025-pres.	Texas Tech	Head Coach
2018-24	Louisiana	Head Coach
2022-23	WPF Smash It Sports Vipers	Head Coach
2019	NPF USSSA Pride	Head Coach
2017	Auburn	Associate Head Coach
2017	NPF Houston Scrap Yard Dawgs	Head Coach
2015-17	Texas A&M	Associate Head Coach
2014	NPF USSSA Pride	Head Coach
2012-14	Georgia	Associate Head Coach
2009-11	Georgia	Assistant Coach/Recruiting Coordinator

### OVERALL W-L RECORD

(as a head coach)  
 Overall: 354-102 (54-14 at Texas Tech)  
 NCAA Tournament: 26-15 (9-2 at Texas Tech)

### OVERALL COLLEGIATE W-L RECORD

(as assistant and head coach)  
 Overall: 708-233 (.752)  
 NCAA Tournament: 61-33 (.649)

### NCAA POSTSEASON APPEARANCES

Women's College World Series (4): 2009-2010, 2017, 2025  
 NCAA Super Regionals (8): 2009-12, 2014, 2017, 2023, 2025  
 NCAA Tournament Berths (16): 2009-19, 2021-25

### COACHING HONORS

- 2025 Big 12 Coach of the Year
- 2019 and 2021 Sun Belt Conference Coach of the Year
- 2019 and 2023 Louisiana Sports Writers Association (LSWA) Coach of the Year
- Four-time Sun Belt regular season and tournament champions with Louisiana (2019, 2021-2023)
- Produced Louisiana's first Top 10 finish in major national polls since 2014 and a No. 1 ranking in NCAA RPI during COVID-19 shortened 2020 season
- Guided Louisiana to only its second undefeated conference mark in program history (25-0 in 2019)
- Top 10 nationally ranked scoring offense and earned run average in 2019 (Louisiana)
- Established school record 29-game winning streak at Louisiana (2019)
- Established school record .351 season batting average at Louisiana (2022)
- Top 25 nationally ranked pitching staff in ERA, shutouts, strikeouts-to-walk ratio in 2022 (Louisiana)
- Top 3 pitching staff total strikeouts (504) in 2022 season (Louisiana)
- Led Louisiana to a return to the NCAA Super Regional round for the first time since the 2016 season (2023)
- Directed Louisiana to a 50-win season facing the nation's the No. 7-rated strength of schedule (2023)
- Finished with a No. 9 RPI and Top 20 ranking across all major national polls in 2023 (Louisiana)
- Top 25 nationally ranked offense in stolen bases, batting average, home runs and scoring (2023)
- Led two SEC programs (Georgia and Texas A&M) to Women's College World Series
- 2017 NFCA South Region Coaching Staff of the Year (Texas A&M)
- 2014, 2017 and 2019 National Pro Fastpitch League champions
- 20-plus offensive records set at Georgia
- Eight offensive records set at Texas A&M
- Offense led SEC in home runs in 2013-14 (Georgia) and in 2016-17 (Texas A&M)
- Produced 15 All-Americans, 66 all-conference honorees (29, SEC; 37, Sun Belt) and 49 All-Region selections

## 2026 ROSTER

NO.	NAME	HT.	CL.	POS.	B/T	HOMETOWN (HS/PREVIOUS SCHOOL)
0	Jackie Lis	5'8	Sr.	UTL	R/R	Newburgh, Indiana/Southern Illinois
1	Mia Williams	5'10	Jr.	INF	R/R	Windermere, Florida/Florida
2	Cimone Edge	5'10	Fr.	1B	R/R	Clayton, Delaware
3	Makayla Garcia	5'8	Jr.	INF/UTL	L/R	Lubbock, Texas/Frenship HS/UT Tyler
4	Lagi Quiroga	5'8	Jr.	C/INF	R/R	Los Angeles, California/Cal
6	Taylor Pannell	5'8	Jr.	INF	R/R	Milan, Illinois/Tennessee
7	Logan Halleman	5'5	Jr.	OF	L/R	Flower Mound, Texas/Flower Mound HS
8	Desirae Spearman	5'8	Jr.	P/UTL	R/R	El Paso, Texas/New Mexico State
10	Mallie West	5'6	Fr.	LHP	L/L	Willis, Texas
11	Lauren Allred	5'9	R-Jr.	INF/OF	L/R	Texarkana, Texas/Texas HS/UL Lafayette
12	Jasmyn Burns	5'3	Jr.	C	R/R	Menifee, California/Ohio State
13	Victoria Valdez	5'4	Sr.	C	R/R	Alvin, Texas/Alvin HS/UL Lafayette
20	Mia Richards	5'11	Fr.	C/UTL	R/L	Brock, Texas
21	Alana Johnson	5'8	Sr.	OF	R/R	Summitt, Mississippi/Parklane Academy/Washington
22	Samantha Lincoln	6'0	So.	LHP	R/R	Taunton, Massachusetts/Taunton HS
24	NiJaree Canady	6'0	Sr.	P/UTL	R/R	Topeka, Kansas/Topeka HS/Stanford
26	Brianna Hinson	5'5	Fr.	INF	L/R	Upland, California
28	Angelyna Conde	5'5	Fr.	INF	R/R	La Mirada, California
32	Hailey Toney	5'7	So.	INF	L/R	Magnolia, Texas/Magnolia West HS
35	Nikolette Schmidt	5'7	Sr.	C	R/R	Smithville, Texas/Houston
42	Mihyia Davis	5'5	Sr.	OF	L/R	Lovelady, Texas/Lovelady HS/UL Lafayette
44	Allyson Dobbs	5'10	Fr.	C	R/R	Granbury, Texas
55	Kaitlyn Terry	5'6	Jr.	P/UTL	L/L	Glendale, Arizona/UCLA
75	Chloe Riassetto	5'6	Sr.	LHP	L/L	Friendswood, Texas/Friendswood HS/UL Lafayette
77	Timber Hensley	5'6	Fr.	P/UTL	R/R	Durant, Oklahoma

### COACHING STAFF

**Head Coach:** Gerry Glasco (2nd season)  
**Associate Head Coach:** Tara Archibald (2nd Season)  
**Assistant Coach:** Hunter Veach (2nd Season)  
**Assistant Coach:** Kayla Kowalik (2nd Season)  
**Director of Operations:** Tari Moorman (1st Season)  
**Managers:** Owen Cox & Charlie Tomlinson

## PRONUNCIATION GUIDE

Lagi Quiroga \_\_\_\_\_ Long-e Key-Rogue-ah  
 Logan Halleman \_\_\_\_\_ Hall-e-Men  
 Desirae Spearman \_\_\_\_\_ Dez-array  
 NiJaree Canady \_\_\_\_\_ Nigh-Juh-ree | CAN-a-dee  
 Hailey Toney \_\_\_\_\_ Tone-e  
 Mihyia Davis \_\_\_\_\_ My-Yuh  
 Chloe Riassetto \_\_\_\_\_ Ree-ah-set-oh  
 Taylor Pannell \_\_\_\_\_ PAN-ell

### BY STATE

**ARIZONA (1)**  
 Kaitlyn Terry \_\_\_\_\_ Glendale

**CALIFORNIA (4)**  
 Lagi Quiroga \_\_\_\_\_ Los Angeles  
 Jasmyn Burns \_\_\_\_\_ Menifee  
 Brianna Hinson \_\_\_\_\_ Upland  
 Angelyna Conde \_\_\_\_\_ La Mirada

**DELAWARE (1)**  
 Cimone Edge \_\_\_\_\_ Clayton

**FLORIDA (1)**  
 Mia Williams \_\_\_\_\_ Windermere

**ILLINOIS (1)**  
 Taylor Pannell \_\_\_\_\_ Milan

**INDIANA (1)**  
 Jackie Lis \_\_\_\_\_ Newburgh

**KANSAS (1)**  
 NiJaree Canady \_\_\_\_\_ Topeka

**MASSACHUSETTS (1)**  
 Samantha Lincoln \_\_\_\_\_ Taunton

**MISSISSIPPI (1)**  
 Alana Johnson \_\_\_\_\_ Summitt

**OKLAHOMA (1)**  
 Timber Hensley \_\_\_\_\_ Durant

**TEXAS (12)**  
 Makayla Garcia \_\_\_\_\_ Lubbock  
 Logan Halleman \_\_\_\_\_ Flower Mound  
 Desirae Spearman \_\_\_\_\_ El Paso  
 Mallie West \_\_\_\_\_ Willis  
 Lauren Allred \_\_\_\_\_ Texarkana  
 Victoria Valdez \_\_\_\_\_ Alvin  
 Mia Richards \_\_\_\_\_ Brock  
 Hailey Toney \_\_\_\_\_ Magnolia  
 Nikolette Schmidt \_\_\_\_\_ Smithville  
 Mihyia Davis \_\_\_\_\_ Lovelady  
 Allyson Dobbs \_\_\_\_\_ Granbury  
 Chloe Riassetto \_\_\_\_\_ Friendswood

### BY CLASS

**SENIORS (7)**  
 #0 Jackie Lis \_\_\_\_\_ UTL  
 #13 Victoria Valdez \_\_\_\_\_ C  
 #21 Alana Johnson \_\_\_\_\_ OF  
 #24 NiJaree Canady \_\_\_\_\_ P  
 #35 Nikolette Schmidt \_\_\_\_\_ C  
 #42 Mihyia Davis \_\_\_\_\_ OF  
 #75 Chloe Riassetto \_\_\_\_\_ P

**JUNIORS (9)**  
 #1 Mia Williams \_\_\_\_\_ INF  
 #3 Makayla Garcia \_\_\_\_\_ INF/UTL  
 #4 Lagi Quiroga \_\_\_\_\_ C/INF  
 #6 Taylor Pannell \_\_\_\_\_ INF  
 #7 Logan Halleman \_\_\_\_\_ OF  
 #8 Desirae Spearman \_\_\_\_\_ P/UTL  
 #11 Lauren Allred \_\_\_\_\_ INF/OF  
 #12 Jasmyn Burns \_\_\_\_\_ C  
 #55 Kaitlyn Terry \_\_\_\_\_ P/UTL

**SOPHOMORES (2)**  
 #22 Samantha Lincoln \_\_\_\_\_ P  
 #32 Hailey Toney \_\_\_\_\_ INF

**FRESHMEN (7)**  
 #2 Cimone Edge \_\_\_\_\_ INF  
 #10 Mallie West \_\_\_\_\_ P  
 #20 Mia Richards \_\_\_\_\_ C/UTL  
 #26 Brianna Hinson \_\_\_\_\_ INF  
 #28 Angelyna Conde \_\_\_\_\_ INF  
 #44 Allyson Dobbs \_\_\_\_\_ C  
 #77 Timber Hensley \_\_\_\_\_ P/UTL

## BIG 12 STANDINGS

### 2026 BIG 12 STANDINGS

TEAM	BIG 12	OVERALL	PCT.
Texas Tech	14-1	38-2	.950
Arizona	11-4	29-9	.786
Kansas	8-4	27-11	.711
Oklahoma State	7-5	25-10	.714
UCF	8-6-1	30-10-1	.744
Baylor	6-6	23-14	.622
Utah	4-7-1	25-13-1	.654
Arizona State	4-8	29-11	.725
Iowa State	4-8	22-15	.583
Houston	3-12	20-22	.476
BYU	2-10	11-25	.306

### 2026 BIG 12 PRESEASON POLL

TEAM	POINTS
Texas Tech	100 (10)
Oklahoma State	87 (1)
Arizona	77
Arizona State	77
UCF	63
BYU	55
Iowa State	44
Baylor	42
Kansas	28
Utah	21
Houston	11

## BIG 12 WEEKLY AWARDS

### PITCHER OF THE WEEK

NiJaree Canady - 3/3  
 NiJaree Canady - 3/10  
 NiJaree Canady - 4/8

### PLAYER OF THE WEEK

Mia Williams - 2/10  
 Kaitlyn Terry - 3/3  
 Kaitlyn Terry - 3/17  
 Jackie Lis - 3/31

## NATIONAL WEEKLY AWARDS

### PITCHER OF THE WEEK

### PLAYER OF THE WEEK

Mia Williams - 2/10 - Softball America

# PITCHERS

**#10 MALLIE WEST FRESHMAN | LHP | WILLIS, TEXAS**

YEAR	ERA	W-L	APP-GS	CG	SHO	SV	IP	H	R	ER	BB	SO	HR	B/AVG
2026	-	-	-	-	-	-	-	-	-	-	-	-	-	-
<b>Total</b>	-	-	-	-	-	-	-	-	-	-	-	-	-	-

- Played at New Waverly High School; named District Pitcher of the Year as a freshman and district MVP as a sophomore.
- Missed her junior and senior seasons due to injury.
- Named to the PGF All-American Team in 2023 after posting a 2.26 ERA with 65 strikeouts in 60.2 innings over 20 games in travel ball.

## 2026 GAME-BY-GAME

GAME	IP	H	R	ER	BB	SO	NP
------	----	---	---	----	----	----	----

**#22 SAMANTHA LINCOLN SOPHOMORE | LHP | TAUNTON, MA.**

YEAR	ERA	W-L	APP-GS	CG	SHO	SV	IP	H	R	ER	BB	SO	HR	B/AVG
2025	3.50	8-3	27-11	2	1-8	2	72.0	65	42	36	21	56	8	.236
2026	2.05	7-0	13-9	4	1-4	0	44.1	30	15	13	7	39	5	.191
<b>Total</b>	<b>3.06</b>	<b>15-3</b>	<b>41-21</b>	<b>6</b>	<b>2-12</b>	<b>2</b>	<b>119.0</b>	<b>98</b>	<b>60</b>	<b>52</b>	<b>30</b>	<b>98</b>	<b>14</b>	<b>.219</b>

- Threw the fifth perfect game in program history against UMass.
- Appeared in 27 games with 11 starts, posting an 8-3 record, 3.50 ERA, two saves, and 56 strikeouts across 72.0 innings in her collegiate debut.
- Delivered three no-hit innings against Texas in the WCWS Championship Series.

## 2026 GAME-BY-GAME

GAME	IP	H	R	ER	BB	SO	NP
2/6 North Texas	5.0	3	2	2	0	7	66
2/8 Bryant	5.0	2	0	0	0	4	58
2/12 Northwestern	1.2	1	0	0	1	1	34
2/14 JMU	5.0	4	0	0	0	2	69
2/15 Nebraska	1.1	1	0	0	0	2	23
2/20 Bethune Cook.	4.0	2	0	0	0	5	45
3/1 Texas A&M CC	2.0	2	1	1	1	2	26
3/7 Houston	3.0	2	4	4	3	2	55
3/13 Arizona	1.0	0	0	0	0	1	15
3/14 Arizona	2.1	2	0	0	1	1	33
3/22 UCF	7.0	5	2	0	0	7	104
3/24 Tarleton State	2.0	1	0	0	0	0	22
3/29 Iowa State	5.0	5	6	6	1	5	75
4/4 BYU	2.2	3	3	3	2	3	57

## PITCHERS

#75

CHLOE RIASSETTO

SENIOR | LHP | FRIENDSWOOD, TEXAS

YEAR	ERA	W-L	APP-GS	CG	SHO	SV	IP	H	R	ER	BB	SO	HR	B/AVG
2023	3.61	2-1	22-1	0	0-2	3	33.0	39	20	17	12	24	2	.285
2024	2.56	15-4	39-24	5	1-2	8	134.0	134	63	49	27	54	14	.264
2025	2.48	8-3	35-15	4	3-11	3	98.2	105	43	35	21	39	10	.273
2026	1.31	0-0	5-0	0	0-2	0	5.1	6	1	1	0	2	1	.261
<b>Total</b>	<b>2.64</b>	<b>25-8</b>	<b>101-40</b>	<b>9</b>	<b>4-17</b>	<b>14</b>	<b>270.0</b>	<b>284</b>	<b>127</b>	<b>102</b>	<b>60</b>	<b>119</b>	<b>27</b>	<b>.270</b>

- Continued her success as a junior, making 35 appearances with 15 starts and posting an 8-3 record with a 2.48 ERA across 98.2 innings while allowing just 21 walks.
- Led the team with three saves and recorded complete-game shutouts against Texas State and Baylor along with key wins over Oklahoma State and Brown.

## 2026 GAME-BY-GAME

GAME	IP	H	R	ER	BB	SO	NP
2/7 Providence	2.0	4	1	1	0	1	28
2/12 Northwestern	0.1	0	0	0	0	0	2
2/21 SDSU	1.0	1	0	0	0	0	14
3/1 North Texas	1.0	0	0	0	0	0	10
3/7 Houston	1.0	1	0	0	0	1	21

SEASON-HIGH HITTING STREAK- 2

SEASON-HIGH ON-BASE STREAK- 3

SEASON-HIGH STRIKEOUTS- 13

CAREER-HIGH STRIKEOUTS- 18, x2 (v. Georgia 3/3/24)

YEAR	ERA	W-L	APP-GS	CG	SHO	SV	IP	H	R	ER	BB	SO	HR	B/AVG
2023	0.57	17-3	33-24	10	8-5	4	135	64	13	11	21	218	1	.137
2024	0.73	24-7	41-29	24	9-5	5	230.2	116	37	24	44	337	8	.147
2025	1.11	34-7	46-39	23	7-9	2	240.0	133	50	38	46	319	13	.161
2026	1.29	15-2	22-15	10	5-3	2	92.0	42	24	17	23	133	8	.132
<b>Total</b>	<b>0.91</b>	<b>90-191</b>	<b>42-107</b>	<b>67</b>	<b>39-22</b>	<b>13</b>	<b>689.0</b>	<b>355</b>	<b>124</b>	<b>90</b>	<b>134</b>	<b>1007</b>	<b>30</b>	<b>.148</b>

YEAR	AVG	GP-GS	AB	R	H	2B	3B	HR	RBI	TB	SLG	BB	HBP	SO	GDP	OB%	SF	SH	SB-ATT	PO	A	E	FLD%
2023	.111	35-24	9	0	1	1	0	0	1	2	.222	1	0	3	0	.200	0	0	0-0	6	10	2	.889
2024	.154	41-29	26	2	4	0	0	2	3	10	.385	2	2	12	0	.267	0	0	0-0	10	37	2	.959
2025	.278	61-56	108	14	30	6	0	11	34	69	.639	16	10	22	2	.415	1	0	0-0	38	36	0	1.000
2026	.227	16-14	22	2	5	2	0	1	8	10	.455	2	1	5	0	.320	0	0	0-0	13	8	0	1.000
<b>Total</b>	<b>.241</b>	<b>141-114</b>	<b>166</b>	<b>18</b>	<b>40</b>	<b>9</b>	<b>0</b>	<b>14</b>	<b>46</b>	<b>91</b>	<b>.548</b>	<b>21</b>	<b>13</b>	<b>44</b>	<b>3</b>	<b>.368</b>	<b>1</b>	<b>0</b>	<b>0-0</b>	<b>69</b>	<b>91</b>	<b>4</b>	<b>.976</b>

2026 GAME-BY-GAME (PITCHING)

GAME	IP	H	R	ER	BB	SO	NP
2/5 McNeese	4.0	3	1	1	4	3	78
2/7 Texas A&M	7.0	4	2	2	0	5	77
2/12 Florida State	0.2	0	0	0	0	0	9
2/12 Northwestern	5.0	2	0	0	1	8	80
2/23 FAU	5.0	2	0	0	0	7	69
2/15 Nebraska	4.2	5	3	3	1	5	79
2/19 Fresno State	5.0	3	2	2	3	7	78
2/21 Cal St. Fullerton	2.0	0	0	0	0	3	32
2/21 SDSU	6.0	1	0	0	1	11	95
2/26 ACU	5.0	1	0	0	1	9	72
2/28 TAMU-CC*	5.0	0	0	0	3	13	82
3/6 Houston*	5.0	0	0	0	1	6	68
3/7 Houston	2.1	1	1	0	2	4	58
3/13 Arizona	4.0	6	9	4	2	8	86
3/14 Arizona	5.0	2	0	0	0	2	71
3/20 UCF	7.0	6	3	3	0	8	104
3/24 Tarleton	5.0	1	0	0	1	9	81
3/27 Iowa State	5.0	2	1	1	2	8	76
3/31 ACU	1.0	0	0	0	0	3	17
4/2 BYU	6.0	2	1	0	0	11	72
4/4 BYU	2.1	1	1	1	1	3	31

2026 GAME-BY-GAME (HITTING)

GAME	AB	R	H	RBI	BB	2B	HR	HBP
2/5 McNeese	2	0	0	0	0	0	0	0
2/6 North Texas	2	1	1	4	0	0	1	0
2/7 Texas A&M	1	0	0	0	0	0	0	0
2/7 Providence	1	0	0	2	0	0	0	1
2/12 Florida State	1	0	0	0	1	0	0	0
2/13 FAU	1	0	0	0	0	0	0	0
2/14 JMU	2	0	0	0	0	0	0	0
2/19 Fresno State	0	0	0	0	1	0	0	0
2/21 SDSU	2	0	1	0	0	0	0	0
2/22 UC Riverside	3	0	1	1	0	1	0	0
3/1 TAMU-CC	2	1	2	1	0	1	0	0
3/20 UCF	1	0	0	0	0	0	0	0
3/22 UCF	1	0	0	0	0	0	0	0
3/31 ACU	1	0	0	0	0	0	0	0

\* = No Hitter

#55

KAITLYN TERRY

JUNIOR | LHP/UTL | GLENDALE, AZ.

SEASON-HIGH HITTING STREAK-

24

SEASON-HIGH ON-BASE STREAK-

28 (current)

SEASON-HIGH STRIKEOUTS-

9

CAREER-HIGH STRIKEOUTS-

14 (v. Missouri 2/20/25)

YEAR	ERA	W-L	APP-GS	CG	SHO	SV	IP	H	R	ER	BB	SO	HR	B/AVG
2024	2.38	21-3	40-28	16	8	1	182.0	158	73	62	67	161	20	.232
2025	2.64	20-5	33-22	11	4	2	148.1	122	61	56	34	172	16	.222
2026	1.73	15-0	18-15	9	3-1	0	76.2	52	23	19	17	92	7	.189
<b>Total</b>	<b>2.36</b>	<b>56-8</b>	<b>91-65</b>	<b>36</b>	<b>15-5</b>	<b>3</b>	<b>407.0</b>	<b>332</b>	<b>157</b>	<b>137</b>	<b>118</b>	<b>425</b>	<b>43</b>	<b>.220</b>

YEAR	AVG	GP-GS	AB	R	H	2B	3B	HR	RBI	TB	SLG	BB	HBP	SO	GDP	OB%	SF	SH	SB-ATT	PO	A	E	FLD%
2024	--	41-29	3	0	0	0	0	0	0	0	.000	0	0	2	0	0	0	0	0-0	7	17	0	1.000
2025	.257	64-57	136	30	35	7	1	2	24	50	.368	17	5	26	0	.361	0	2	9-9	22	32	1	.982
2026	.525	39-39	99	43	52	10	1	7	41	85	.859	25	0	6	0	.606	3	0	8-12	38	17	2	.965
<b>Total</b>	<b>.366</b>	<b>144-125</b>	<b>238</b>	<b>73</b>	<b>87</b>	<b>17</b>	<b>2</b>	<b>9</b>	<b>65</b>	<b>135</b>	<b>.567</b>	<b>42</b>	<b>5</b>	<b>34</b>	<b>0</b>	<b>.465</b>	<b>3</b>	<b>2</b>	<b>17-21</b>	<b>67</b>	<b>66</b>	<b>3</b>	<b>.978</b>

2026 GAME-BY-GAME (PITCHING)

GAME	IP	H	R	ER	BB	SO	NP
2/5 McNeese	0.1	0	0	0	0	0	5
2/6 ULM	5.0	2	1	1	2	7	52
2/7 Providence	3.0	1	0	0	1	9	46
2/12 Florida State	6.0	4	2	1	0	6	98
2/14 NC State	5.0	2	1	1	1	8	81
2/14 JMU	2.0	1	0	0	0	5	33
2/21 Cal St. Fullerton	5.0	8	3	3	2	6	96
2/22 UC Riverside*	5.0	0	0	0	2	6	71
2/27 North Texas	5.0	4	2	1	0	3	75
2/28 Detroit Mercy*	5.0	0	0	0	2	5	65
3/1 North Texas	6.0	7	2	2	2	5	96
3/6 Houston	5.0	3	1	0	0	7	72
3/7 Houston	0.2	1	1	1	1	1	19
3/14 Arizona	3.2	6	6	6	0	4	64
3/21 UCF	6.0	4	0	0	0	5	99
3/28 Iowa State	5.0	4	2	2	3	2	84
3/31 ACU	4.0	3	1	1	0	8	53
4/3 BYU	5.0	2	1	0	1	4	70

\* = No Hitter

2026 GAME-BY-GAME (HITTING)

GAME	AB	R	H	RBI	BB	2B	HR	HBP
2/5 McNeese	2	0	0	0	0	0	0	0
2/6 ULM	3	2	3	2	0	0	0	0
2/7 Texas A&M	3	0	1	0	0	0	0	0
2/7 Providence	1	0	1	2	0	0	0	0
2/8 Bryant	2	2	2	1	1	0	0	0
2/12 Florida State	2	1	1	0	1	1	0	0
2/12 Northwestern	1	0	0	0	1	0	0	0
2/13 FAU	2	0	1	0	0	1	0	0
2/14 NC State	3	0	1	0	0	0	0	0
2/14 JMU	3	2	2	0	0	0	0	0
2/15 Nebraska	3	1	0	0	0	0	0	0
2/19 Fresno State	3	0	1	0	0	0	0	0
2/20 Bethune Cook.	2	1	2	0	0	1	0	0
2/21 Cal St. Fullerton	3	1	1	0	0	0	0	0
2/21 SDSU	2	0	1	1	1	0	0	0
2/22 UC Riverside	2	1	1	0	1	0	0	0
2/26 ACU	2	3	2	3	2	0	0	0
2/27 North Texas	1	2	1	0	2	0	0	0
2/28 TAMU-CC	2	1	2	0	1	1	0	0
2/28 Detroit Mercy	2	0	1	2	0	1	0	0
3/1 TAMU-CC	4	3	3	4	0	2	1	0
3/1 North Texas	2	1	1	0	2	0	0	0
3/6 Houston	4	1	3	3	0	0	1	0
3/6 Houston	2	1	2	4	0	0	0	0
3/7 Houston	5	1	2	0	0	0	0	0
3/13 Arizona	2	0	1	0	1	0	0	0
3/14 Arizona	3	3	2	3	1	0	2	0
3/14 Arizona	2	2	1	3	1	0	1	0
3/20 UCF	4	0	2	0	0	0	0	0
3/21 UCF	3	1	1	3	1	0	0	0
3/22 UCF	0	1	0	1	4	0	0	0
3/24 Tarleton	5	1	1	0	0	0	0	0
3/27 Iowa State	2	1	1	1	1	1	0	0
3/28 Iowa State	3	2	1	0	1	0	0	0
3/29 Iowa State	4	1	2	2	0	0	1	0
3/31 ACU	3	2	2	0	0	0	0	0
4/2 BYU	1	3	0	1	3	0	0	0
4/3 BYU	3	1	2	3	0	0	1	0
4/4 BYU	4	1	1	2	0	1	1	0

SEASON-HIGH HITTING STREAK- 3

#8 DESIRAE SPEARMAN JUNIOR | RHP/UTL | EL PASO, TEXAS

SEASON-HIGH ON-BASE STREAK- 9

YEAR	ERA	W-L	APP-GS	CG	SHO	SV	IP	H	R	ER	BB	SO	HR	B/AVG
2024	3.15	8-4	17-14	7	1-0	0	84.1	69	51	38	50	75	10	.217
2025	3.54	11-8	27-21	8	2-1	1	114.2	95	74	58	79	118	13	.221
2026	3.00	1-0	3-0	0	0	0	4.2	4	2	2	4	5	0	.222
<b>Total</b>	<b>3.37</b>	<b>20-12</b>	<b>47-35</b>	<b>15</b>	<b>1-4</b>	<b>1</b>	<b>203.2</b>	<b>168</b>	<b>127</b>	<b>98</b>	<b>133</b>	<b>198</b>	<b>23</b>	<b>.219</b>

SEASON-HIGH STRIKEOUTS- 2

CAREER-HIGH STRIKEOUTS- 12 (v. UTEP 3/23/24)

YEAR	AVG.	GP-GS	AB	R	H	2B	3B	HR	RBI	TB	SLG%	BB	HBP	SO	GDP	OB%	SF	SH	SB-ATT	PO	A	E	FLD%
2024	.366	41-41	123	41	46	5	2	18	43	108	.878	21	1	10	0	.459	1	1	8-9	61	42	4	.963
2025	.430	51-51	128	52	55	10	0	20	47	125	.977	55	4	17	1	.606	1	0	4-9	58	26	2	.977
2026	.386	37-33	70	33	27	8	0	9	38	62	.886	20	2	9	0	.521	2	0	2-3	27	4	3	.912
<b>Total</b>	<b>.395</b>	<b>130-126</b>	<b>324</b>	<b>126</b>	<b>128</b>	<b>23</b>	<b>2</b>	<b>47</b>	<b>128</b>	<b>296</b>	<b>.914</b>	<b>96</b>	<b>7</b>	<b>36</b>	<b>1</b>	<b>.536</b>	<b>4</b>	<b>1</b>	<b>14-21</b>	<b>148</b>	<b>72</b>	<b>9</b>	<b>.961</b>

2026 GAME-BY-GAME (PITCHING)

GAME	IP	H	R	ER	BB	SO	NP
2/5 McNeese	0.2	2	3	3	3	2	29
2/20 Bethune Cook	1.0	1	0	0	0	0	14
3/1 TAMU-CC	3.0	1	0	0	1	3	43

2026 GAME-BY-GAME (HITTING)

GAME	AB	R	H	RBI	BB	2B	HR	HBP
2/6 ULM	2	2	1	0	1	0	0	0
2/7 Texas A&M	1	0	0	0	0	0	0	0
2/7 Providence	2	1	1	1	1	1	0	0
2/12 Northwestern	2	0	0	0	0	0	0	0
2/13 FAU	1	1	1	3	1	0	1	0
2/14 NC State	3	3	2	3	0	0	1	0
2/14 JMU	2	0	0	1	0	0	0	0
2/15 Nebraska	3	0	0	0	0	0	0	0
2/21 Cal St. Fullerton	2	0	0	0	1	0	0	0
2/21 SDSU	3	1	2	1	0	0	0	0
2/22 UC Riverside	2	3	2	3	2	0	0	0
2/26 ACU	2	2	1	2	2	0	1	0
2/27 North Texas	2	1	0	0	1	0	0	0
2/28 TAMU-CC	4	3	3	7	0	1	2	0
2/28 Detroit Mercy	2	0	1	0	1	0	0	0
3/1 TAMU-CC	4	2	3	3	0	3	0	0
3/1 North Texas	2	1	0	0	1	0	0	0
3/6 Houston	2	0	0	1	0	0	0	0
3/6 Houston	2	0	1	0	0	0	0	0
3/7 Houston	3	1	0	0	1	0	0	0
3/13 Arizona	1	0	0	0	0	0	0	0
3/14 Arizona	2	2	1	3	0	0	1	1
3/14 Arizona	1	2	1	1	1	0	0	0
3/20 UCF	1	0	0	0	1	0	0	0
3/21 UCF	2	1	1	1	0	1	0	0
3/22 UCF	1	0	0	0	0	0	0	0
3/24 Tarleton State	1	0	0	0	0	0	0	0
3/27 Iowa State	1	2	1	2	1	1	0	0
3/28 Iowa State	2	0	1	2	1	0	0	0
3/29 Iowa State	2	2	1	2	2	1	0	0
3/31 ACU	1	1	0	0	2	0	0	0
4/2 BYU	1	0	0	0	0	0	0	0
4/3 BYU	3	1	2	3	0	0	1	2
4/4 BYU	2	1	1	0	1	0	0	0

# HITTERS

## #0 JACKIE LIS

SENIOR | UTL | NEWBURGH, IND.

SEASON-HIGH HITTING STREAK-

7

SEASON-HIGH ON-BASE STREAK-

17 (current)

- Started all 164 games in her SIU career, posting a .358 batting average as a senior with 11 home runs, 48 RBI, a .460 on-base percentage, and a .623 slugging percentage.
- Broke the SIU career home run record and earned MVC Player of the Week honors three times.
- Three-time All-MVC First Team selection; finished her career with a .353/.457/.690 slash line, 44 home runs, 141 RBI, and 175 hits.

	SEASON-HIGH	CAREER-HIGH
H	3 TAMU-CC (3/1)	4 Georgia Tech (2/14/25)
RBI	6 BYU (4/2)	6 BYU (4/2)
HR	2 x2, BYU (4/2)	3 Missouri State (4/26/23)
SB	2 Detroit Mercy (2/28)	2 x3, Detroit Mercy (2/28)
BB	1 x5, vs SDSU (2/21)	3 Indiana St. (4/27/24)
R	3 TAMU-CC (3/1)	3 x10, TAMU-CC (3/1)

YEAR	AVG.	GP-GS	AB	R	H	2B	3B	HR	RBI	TB	SLG%	BB	HBP	SO	GDP	OB%	SF	SH	SB-ATT	PO	A	E	FLD%
2023	.356	56-56	174	55	62	8	2	17	57	125	.718	26	1	19	0	.443	0	0	4	81	87	9	.949
2024	.344	55-55	160	52	55	9	2	16	36	116	.725	36	2	17	2	.467	1	0	3	72	71	10	.935
2025	.358	53-53	162	47	58	8	1	11	48	101	.623	33	0	18	0	.460	3	0	1	74	104	15	.922
2026	.460	38-31	87	30	40	7	1	10	43	79	.908	19	0	5	0	.541	3	0	2-2	98	2	0	1.000
Total	.369	202-195	583	184	215	32	6	54	184	421	.722	114	3	59	2	.470	7	0	10-12	325	264	34	.945

## #1 MIA WILLIAMS

JUNIOR | INF | WINDERMERE, FL.

SEASON-HIGH HITTING STREAK-

6

SEASON-HIGH ON-BASE STREAK-

10

- Spent her first two seasons at Florida and started all 65 games in 2025 as the Gators advanced to the WCWS.
- Hit .335 with 52 runs, 44 RBI, 10 doubles, and 19 home runs, ranking fifth in the SEC.
- Led the team with a .716 slugging percentage during SEC play, helped turn 18 double plays defensively, and improved her slash line from .164/.345/.287 as a freshman to .335/.430/.714 in 2025.

	SEASON-HIGH	CAREER-HIGH
H	3 x 5, BYU (4/4)	3 x 7, BYU (4/4)
RBI	4 x2, TAMU-CC (3/1)	4 x2, TAMU-CC (3/1)
HR	1 x 14, BYU (4/4)	2 Ole Miss (4/11/25)
SB	2 x3, Fresno State (2/19)	2 x5, Fresno State (2/19)
BB	2 x4, Houston (3/7)	2 x7, Houston (3/7)
R	4 Providence (2/7/26)	4 Providence (2/7/26)

YEAR	AVG.	GP-GS	AB	R	H	2B	3B	HR	RBI	TB	SLG%	BB	HBP	SO	GDP	OB%	SF	SH	SB-ATT	PO	A	E	FLD%
2024	.164	65-59	110	31	18	2	0	6	18	38	.345	11	8	35	0	.287	0	4	9	81	87	10	.944
2025	.335	65-65	182	52	61	10	1	19	44	130	.714	18	13	34	0	.430	1	0	8	99	96	13	.938
2026	.456	40-40	114	55	52	14	0	14	49	108	.947	22	3	9	2	.538	4	3	16-17	48	40	6	.936
Total	.323	170-164	406	138	131	26	1	39	111	276	.680	51	24	78	2	.424	5	7	33-34	228	223	29	.940

## #3 MAKAYLA GARCIA

JUNIOR | UTL/INF | LUBBOCK, TEXAS

SEASON-HIGH HITTING STREAK-

1

SEASON-HIGH ON-BASE STREAK-

1

- Made 50 appearances with 14 starts, contributing as a threat on the bases.
- Stole home against UCLA in the WCWS to break a 0-0 tie in the fifth inning.

	SEASON-HIGH	CAREER-HIGH
H	2 TAMU-CC (3/1)	3 Colorado Mesa (5/11/24)
RBI	3 TAMU-CC (3/1)	3 x3, TAMU-CC (3/1)
HR	1 TAMU-CC (3/1)	--
SB	--	1 x12, UCLA (5/30/25)
BB	--	2 x3, Midwestern St. (3/8/24)
R	3 TAMU-CC (3/1)	3 x2, TAMU-CC (3/1)

YEAR	AVG.	GP-GS	AB	R	H	2B	3B	HR	RBI	TB	SLG%	BB	HBP	SO	GDP	OB%	SF	SH	SB-ATT	PO	A	E	FLD%
2024	.362	51-47	130	27	47	7	3	0	23	60	.462	19	1	21	0	.444	1	6	8	16	5	0	1.000
2025	.214	50-14	28	15	6	0	1	0	3	8	.286	2	0	6	0	.267	0	1	4	58	6	3	.955
2026	.400	20-0	5	12	2	1	0	1	3	6	1.200	0	0	0	1	.400	0	0	0-0	4	0	1	.800
Total	.337	131-71	193	60	65	8	4	1	38	84	.435	25	1	30	1	.412	2	9	12-14	78	11	4	.957

# HITTERS

## #4 LAGI QUIROGA

JUNIOR | C/UTL | LOS ANGELES, CA.

SEASON-HIGH HITTING STREAK- 7

SEASON-HIGH ON-BASE STREAK- 8

- Played 53 games with 51 starts as a freshman, earning Pac-12 All-Freshman Team and NFCA Pacific Region First Team honors.
- Started all 58 games as a sophomore, leading the team in runs (47) and hits (62) with 12 home runs and a .631 slugging percentage.
- Named Softball America Freshman All-American and Pac-12 Freshman of the Week, ranking among team leaders in home runs, hits, runs, and RBIs.

	SEASON-HIGH	CAREER-HIGH
H	3 ULM (2/6/26)	3 x7, ULM (2/6/26)
RBI	4 TAMU-CC (3/1)	4 x2, TAMU-CC (3/1)
HR	2 x2, Houston (3/7)	2 x4, Houston (3/7)
SB	1 x3, Houston (3/6)	2 Chattanooga (2/9/24)
BB	2 TAMU-CC (2/28)	3 x3, Stanford (4/19/25)
R	3 ACU (2/26)	4 Maryland (2/8/25)

YEAR	AVG.	GP-GS	AB	R	H	2B	3B	HR	RBI	TB	SLG%	BB	HBP	SO	GDP	OB%	SF	SH	SB-ATT	PO	A	E	FLD%
2024	.296	53-51	159	31	47	7	0	16	31	102	.642	15	0	21	2	.352	2	5	7	245	28	7	.975
2025	.346	58-58	179	47	62	13	1	12	44	113	.631	30	2	25	1	.443	1	0	4	244	21	7	.974
2026	.387	30-29	62	27	24	3	0	11	31	60	.968	19	1	9	0	.518	3	1	3-3	118	6	0	1.000
Total	.333	141-138	400	105	133	23	1	39	106	275	.688	64	3	55	3	.423	6	6	14-20	607	55	14	.979

## #6 TAYLOR PANNELL

R-JUNIOR | INF | MILAN, IL.

SEASON-HIGH HITTING STREAK- 6

SEASON-HIGH ON-BASE STREAK- 6

- Started all 63 games as a redshirt sophomore, slashed a .398/.493/.747 line while leading the Lady Vols in all three categories.
- Tied for 10th in program history for single-season RBIs (65); Tied 8th for single-season home runs (16); Finished in the top-15 in the SEC in AVG, OBP, SLG, runs, hits, and RBI.
- Key postseason performer in her career at Tennessee.

	SEASON-HIGH	CAREER-HIGH
H	3 x6, Arizona (3/14)	4 x2, Minnesota (2/22/25)
RBI	6 Providence (2/7/26)	6 Providence (2/7/26)
HR	1 x5, Arizona (3/14)	1 x29, Arizona (3/14)
SB	1 x7, Houston (3/6)	1 x18, Houston (3/6)
BB	2 Bryant (2/8/26)	2 x10, Bryant (2/8/26)
R	2 x12, Iowa State (3/28)	3 x2, Delaware St. (3/1/25)

YEAR	AVG.	GP-GS	AB	R	H	2B	3B	HR	RBI	TB	SLG%	BB	HBP	SO	GDP	OB%	SF	SH	SB-ATT	PO	A	E	FLD%
2023	.357	7-6	14	4	5	0	0	1	4	8	.571	3	0	2	0	.471	0	0	1	2	0	0	1.000
2024	.294	53-52	153	23	45	5	1	8	33	76	.497	7	0	20	1	.323	1	2	1	56	9	3	.956
2025	.398	64-64	186	56	74	13	2	16	65	139	.747	34	5	21	4	.493	4	2	9	40	95	6	.957
2026	.361	40-40	122	38	44	7	1	5	35	68	.557	13	1	6	2	.420	2	0	8-10	19	49	1	.986
Total	.354	164-162	475	121	168	25	4	30	137	291	.613	57	6	49	7	.424	7	4	19-23	117	153	10	.964

## #7 LOGAN HALLEMAN

JUNIOR | OF | FLOWER MOUND, TEXAS

SEASON-HIGH HITTING STREAK- 2

SEASON-HIGH ON-BASE STREAK- 6 (current)

- Made 60 appearances with 24 starts, hitting .340 with 18 hits, 19 runs, and 15 stolen bases in her second season with the Red Raiders.
- Scored two runs in the WCWS Championship series against Texas and had multi-hit games vs. top-10 opponents Texas and Texas A&M during the regular season.

	SEASON-HIGH	CAREER-HIGH
H	1 x3, Tarleton State (3/24)	3 x11, Texas A&M (3/1/25)
RBI	--	1 x6, BYU (3/7/24)
HR	--	--
SB	1 JMU (2/14)	2 x5, UMass (2/15/25)
BB	1 UC Riverside (2/22)	1 x15, UC Riverside (2/22)
R	2 Northwestern (2/12)	3 ACU (4/3/24)

YEAR	AVG.	GP-GS	AB	R	H	2B	3B	HR	RBI	TB	SLG%	BB	HBP	SO	GDP	OB%	SF	SH	SB-ATT	PO	A	E	FLD%
2024	.341	44-34	88	24	30	0	0	0	6	30	.341	12	2	9	0	.427	1	2	18	40	1	1	.976
2025	.340	60-24	53	19	18	1	1	0	0	22	.396	5	0	8	0	.397	0	3	15	28	1	0	1.000
2026	.333	30-5	9	12	3	0	0	0	0	3	.333	3	0	0	0	.500	0	1	5-5	14	2	0	1.000
Total	.341	124-58	138	51	47	1	1	0	6	50	.362	19	1	16	0	.419	2	6	37-43	74	4	0	1.000

# HITTERS

## #11 LAUREN ALLRED R-JUNIOR | INF | TEXARKANA, TEXAS

SEASON-HIGH HITTING STREAK- 6

SEASON-HIGH ON-BASE STREAK- 11

- Earned Big 12 Player of the Week and All-Big 12 Second Team honors in her first season at Texas Tech.
- Appeared in 67 games with 63 starts, hitting .357 with nine home runs, 54 RBI, 10 doubles, three triples, and 10 stolen bases.

	SEASON-HIGH	CAREER-HIGH
H	2 x3, Houston (3/6)	3 x4, BYU (5/3/25)
RBI	3 x2, TAMU-CC (3/1)	5 James Madison (4/1/23)
HR	1 x3, Arizona (3/14)	2 x2, Detroit Mercy (2/21/25)
SB	1 Houston (3/6)	2 Kennesaw St. (2/9/25)
BB	2 UC Riverside (2/22)	2 x5, UC Riverside (2/22)
R	3 x2, Iowa St (3/28)	3 x6, Iowa St (3/28)

YEAR	AVG.	GP-GS	AB	R	H	2B	3B	HR	RBI	TB	SLG%	BB	HBP	SO	GDP	OB%	SF	SH	SB-ATT	PO	A	E	FLD%
2023	.375	55-47	136	34	51	5	3	12	47	98	.721	18	6	8	2	.469	0	0	2-3	144	8	4	.985
2024	.125	15-12	32	3	4	2	1	0	5	8	.250	7	1	12	0	.300	0	0	0-1	54	3	3	.970
2025	.357	67-63	182	53	65	10	3	9	54	108	.593	22	10	21	1	.449	2	0	10	271	8	5	.982
2026	.348	36-30	66	35	23	7	1	3	22	41	.621	18	7	3	0	.516	2	0	3-4	60	0	1	.984
Total	.344	173-152	416	125	143	24	8	24	128	255	.613	65	24	44	3	.456	4	0	15-22	529	14	8	.985

## #12 JASMYN BURNS JUNIOR | C | MENIFEE, CA.

SEASON-HIGH HITTING STREAK- 4

SEASON-HIGH ON-BASE STREAK- 8

- Set a program record, and a Big Ten single-season record last season with 25 home runs.
- Named an NFCA First Team All-American in her sophomore season; two-time Big Ten Freshman of the Week.
- Defensively threw out a team-high seven would-be base stealers defensively in her collegiate debut.

	SEASON-HIGH	CAREER-HIGH
H	3 Arizona (3/14)	3 x12, Arizona (3/14)
RBI	5 Fresno State (2/19)	7 Pitt (4/9/25)
HR	2 Fresno State (2/19)	2 x5, Fresno State (2/19)
SB	1 JMU (2/14)	1 x2, JMU (2/14)
BB	3 JMU (2/14)	3 JMU (2/14)
R	2 x3, Fresno State (2/19)	3 x2, Penn State (4/13/25)

YEAR	AVG.	GP-GS	AB	R	H	2B	3B	HR	RBI	TB	SLG%	BB	HBP	SO	GDP	OB%	SF	SH	SB-ATT	PO	A	E	FLD%
2024	.298	51-51	161	20	48	6	0	9	37	81	.503	19	4	30	2	.382	2	1	0	137	13	5	.968
2025	.455	58-58	165	51	75	14	1	25	72	166	1.006	30	4	24	3	.540	3	0	1	175	15	2	.990
2026	.342	32-29	76	16	26	4	0	8	29	54	.711	14	4	11	1	.463	1	0	1-1	72	4	0	1.000
Total	.371	141-138	402	87	149	33	1	42	138	310	.771	63	12	65	6	.464	6	1	2-3	384	32	7	.983

## #13 VICTORIA VALDEZ SENIOR | C | ALVIN, TEXAS

SEASON-HIGH HITTING STREAK- --

SEASON-HIGH ON-BASE STREAK- 1 (current)

- Named to the All-Big 12 Defensive Team as the catcher
- Finished her junior season with a .998 fielding percentage, making just one error in 441 chances
- Threw out 13 of the 19 runners attempting to steal on her

	SEASON-HIGH	CAREER-HIGH
H	--	3 Chattanooga (2/8/24)
RBI	--	4 Chattanooga (2/8/24)
HR	--	1 x12, Troy (5/3/24)
SB	--	1 x4, Detroit Mercy (2/21/25)
BB	--	2 Miami (OH) (3/1/25)
R	1 Fresno State (2/19)	3 Miami (OH) (3/1/25)

YEAR	AVG.	GP-GS	AB	R	H	2B	3B	HR	RBI	TB	SLG%	BB	HBP	SO	GDP	OB%	SF	SH	SB-ATT	PO	A	E	FLD%
2023	.257	56-52	109	13	28	8	0	3	16	45	.413	9	5	13	2	.333	3	1	0-0	267	30	8	.974
2024	.293	59-57	140	27	41	4	1	9	36	74	.529	21	17	14	2	.439	2	0	3-3	228	33	4	.985
2025	.230	68-63	148	16	34	10	0	2	28	50	.338	10	15	23	3	.337	2	3	1	403	37	1	.998
2026	.000	26-9	10	1	0	0	0	0	0	0	.000	2	1	5	0	.231	0	0	0-0	95	4	1	.990
Total	.253	209-181	407	57	103	22	1	14	80	169	.415	42	38	55	7	.370	7	4	4-4	993	104	14	.987

# HITTERS

## #21 ALANA JOHNSON

SENIOR | OF | SUMMIT, MS.

SEASON-HIGH HITTING STREAK- 1

SEASON-HIGH ON-BASE STREAK- 2

- Earned All-Big 12 First Team and All-Big 12 Tournament Team honors.
- Had a career-high 14 stolen bases; Hit Tech's only two grand slams of the season.
- The Red Raiders were 13-0 when she had multiple hits.

	SEASON-HIGH	CAREER-HIGH
H	1 x3, UC Riverside (2/22)	4 Arizona (3/15/24)
RBI	1 x2, UC Riverside (2/22)	4 x4, Indiana (2/23/25)
HR	1 McNeese (2/5/26)	2 x2, Arizona (3/15/24)
SB	1 North Texas (2/6/26)	2 x2, Lovola Chicago (2/23/24)
BB	1 x4, Cal State Fullerton (2/21)	2 x3, Arizona St. (3/9/24)
R	3 McNeese (2/5/26)	3 x4, McNeese (2/5/26)

YEAR	AVG.	GP-GS	AB	R	H	2B	3B	HR	RBI	TB	SLG%	BB	HBP	SO	GDP	OB%	SF	SH	SB-ATT	PO	A	E	FLD%
2023	.238	42-24	80	17	19	1	0	7	22	41	.513	6	3	25	0	.311	1	0	4	9	10	3	.864
2024	.336	47-47	146	35	49	9	0	13	40	97	.664	13	4	23	1	.405	0	1	5	50	0	1	.980
2025	.310	64-57	158	42	49	10	1	9	46	88	.557	24	2	26	0	.405	1	1	14	50	2	0	1.000
2026	.214	10-6	14	6	3	0	0	1	2	6	.429	9	4	1	0	.421	0	0	1-1	5	0	0	1.000
Total	.302	163-134	398	100	120	20	1	30	110	232	.583	47	10	75	1	.387	2	2	24-28	114	12	4	.969

## #28 ANGELYN CONDE

FRESHMAN | INF | LA MIRADA, CA.

SEASON-HIGH HITTING STREAK- --

SEASON-HIGH ON-BASE STREAK- 1

- Four-year letter winner at La Mirada High School.
- played in 109 games, recording 110 hits including 20 doubles, 19 home runs and 88 RBI.

	SEASON-HIGH	CAREER-HIGH
H	--	--
RBI	--	--
HR	--	--
SB	--	--
BB	1 UC Riverside (2/22)	1 UC Riverside (2/22)
R	1 UC Riverside (2/22)	1 UC Riverside (2/22)

YEAR	AVG.	GP-GS	AB	R	H	2B	3B	HR	RBI	TB	SLG%	BB	HBP	SO	GDP	OB%	SF	SH	SB-ATT	PO	A	E	FLD%
2026	.000	3-0	2	1	0	0	0	0	0	0	.000	1	0	0	0	.333	0	0	0-0	0	1	0	1.000
Total	.000	3-0	2	1	0	0	0	0	0	0	.000	1	0	0	0	.333	0	0	0-0	0	1	0	1.000

## #32 HAILEY TONEY

SOPHOMORE | INF | MAGNOLIA, TEXAS

SEASON-HIGH HITTING STREAK- 3

SEASON-HIGH ON-BASE STREAK- 6 (current)

- Posted a perfect 1.000 fielding percentage in Big 12 play and earned All-Big 12 Freshman Team and All-Big 12 Tournament Team honors.
- Started all 68 games at shortstop, becoming the only freshman at a Power Four school to start every game at the position.
- Recorded the first Women's College World Series home run in program history; had a team-best 20 straight games of reaching base safely.

	SEASON-HIGH	CAREER-HIGH
H	3 x3, ACU (2/26)	4 Baylor (3/14/25)
RBI	7 ACU (2/26)	7 ACU (2/26)
HR	1 x 5, ACU (3/31)	1 x 12, ACU (3/31)
SB	2 x 2, UCF (3/22)	2 x 2, UCF (3/22)
BB	1 x7, Houston (3/7)	2 Marshall (2/6/25)
R	2 x3, TAMU-CC (2/28)	3 x3, Kansas (3/29/25)

YEAR	AVG.	GP-GS	AB	R	H	2B	3B	HR	RBI	TB	SLG%	BB	HBP	SO	GDP	OB%	SF	SH	SB-ATT	PO	A	E	FLD%
2025	.332	68-68	199	51	66	14	0	7	36	101	.508	19	4	29	2	.392	5	5	11	77	103	11	.942
2026	.363	40-37	91	32	33	3	1	5	30	53	.582	11	0	12	1	.427	1	3	15-15	31	39	5	.933
Total	.341	108-105	290	83	99	17	1	12	66	154	.531	30	4	41	3	.403	6	8	26-28	108	142	16	.940

# HITTERS

## #42 MIHYIA DAVIS

SENIOR | OF | LOVELADY, TEXAS

SEASON-HIGH HITTING STREAK- 12

SEASON-HIGH ON-BASE STREAK- 17

- Named to the All-Big 12 First Team, NFCA All-Central Region First Team, All-Big 12 Defensive, All-Big 12 Tournament and the WCWS Tournament team.
- Led the team in hits (93), stolen bases (27), triples (6), multi-hit games (26), and total bases (131)
- Set a new program record for hits in a single season (93), at-bats (239); hit for the programs first ever cycle against UT-Arlington.

	SEASON-HIGH	CAREER-HIGH
H	4 ACU (2/26)	4 x3, UTA (4/23/25)
RBI	4 Houston (3/6)	4 x2, Houston (3/6)
HR	2 Houston (3/6)	2 Houston (3/6)
SB	3 x2, North Texas (2/27)	4 x2, UIC (2/22/25)
BB	1 x6, Houston (3/7)	2 x2, ULM (4/28/24)
R	4 x2, Houston (3/6)	4 x4, Houston (3/6)

YEAR	AVG.	GP-GS	AB	R	H	2B	3B	HR	RBI	TB	SLG%	BB	HBP	SO	GDP	OB%	SF	SH	SB-ATT	PO	A	E	FLD%
2023	.380	56-56	184	45	70	4	2	2	18	84	.457	15	1	13	0	.426	2	0	52	64	10	0	1.000
2024	.419	64-64	217	50	91	9	3	0	18	106	.488	15	1	19	0	.459	0	0	23	81	4	4	.955
2025	.389	68-68	239	66	93	11	6	5	28	131	.548	10	0	23	0	.414	0	1	27	61	4	0	1.000
2026	.466	40-40	133	57	62	10	3	7	37	99	.744	15	1	8	0	.520	1	0	29-34	31	0	1	.969
Total	.409	228-228	773	218	316	34	14	14	101	420	.543	55	3	63	0	.448	3	1	131-155	237	18	5	.981

## #77 TIMBER HENSLEY

FRESHMAN | P/UTL | DURANT, OK

SEASON-HIGH HITTING STREAK- --

SEASON-HIGH ON-BASE STREAK- --

- Played at Silo High School, helping lead her team to six state championships, including three in fast pitch (2021–23) and three in slow pitch (2022–24).
- Named Oklahoma Fast Pitch All-American; All-State selection in fast pitch and slow pitch; All-County First Team; Bryan County Pitcher of the Year.

	SEASON-HIGH	CAREER-HIGH
H	--	--
RBI	--	--
HR	--	--
SB	--	--
BB	--	--
R	1 x3, TAMU-CC (3/1)	1 x3, TAMU-CC (3/1)

YEAR	AVG.	GP-GS	AB	R	H	2B	3B	HR	RBI	TB	SLG%	BB	HBP	SO	GDP	OB%	SF	SH	SB-ATT	PO	A	E	FLD%
2026	.000	6-0	0	4	0	0	0	0	0	0	.000	0	0	0	0	.000	0	0	0-0	0	1	0	1.000
Total	.000	6-0	0	4	0	0	0	0	0	0	.000	0	0	0	0	.000	0	0	0-0	0	1	0	1.000

## STARTERS BREAKDOWN

### PITCHER:

Canady \_\_\_\_\_ 15 (15-2)  
 Terry \_\_\_\_\_ 15 (15-0)  
 Lincoln \_\_\_\_\_ 10 (10-0)

### CATCHER:

Quiroga \_\_\_\_\_ 19 (17-2)  
 Burns \_\_\_\_\_ 13 (13-0)  
 Valdez \_\_\_\_\_ 9 (9-0)

### FIRST BASE:

Lis \_\_\_\_\_ 24 (23-1)  
 Allred \_\_\_\_\_ 11 (10-1)  
 Terry \_\_\_\_\_ 4 (4-0)  
 Canady \_\_\_\_\_ 1 (1-0)

### SECOND BASE:

Williams \_\_\_\_\_ 40 (38-2)

### THIRD BASE:

Pannell \_\_\_\_\_ 40 (38-2)

### SHORTSTOP:

Toney \_\_\_\_\_ 37 (35-2)  
 Lis \_\_\_\_\_ 2 (2-0)  
 Spearman \_\_\_\_\_ 1 (1-0)

### LEFT FIELD:

Spearman \_\_\_\_\_ 27 (25-2)  
 Quiroga \_\_\_\_\_ 6 (6-0)  
 Halleman \_\_\_\_\_ 3 (3-0)  
 Allred \_\_\_\_\_ 2 (2-0)  
 Terry \_\_\_\_\_ 2 (2-0)

### CENTER FIELD:

Davis \_\_\_\_\_ 40 (38-2)

### RIGHT FIELD:

Terry \_\_\_\_\_ 17 (15-2)  
 Allred \_\_\_\_\_ 10 (10-0)  
 Johnson \_\_\_\_\_ 5 (5-0)  
 Spearman \_\_\_\_\_ 5 (5-0)  
 Quiroga \_\_\_\_\_ 2 (2-0)  
 Lis \_\_\_\_\_ 1 (1-0)

### DESIGNATED PLAYER:

Burns \_\_\_\_\_ 16 (15-1)  
 Allred \_\_\_\_\_ 8 (8-0)  
 Canady \_\_\_\_\_ 5 (5-0)  
 Lis \_\_\_\_\_ 3 (3-0)  
 Spearman \_\_\_\_\_ 2 (2-0)  
 Quiroga \_\_\_\_\_ 1 (1-0)  
 Valdez \_\_\_\_\_ 1 (1-0)  
 Johnson \_\_\_\_\_ 1 (1-0)  
 Halleman \_\_\_\_\_ 1 (1-0)  
 Terry \_\_\_\_\_ 1 (1-0)

## 2026 STARTERS BY POSITION

Date	Opponent	P	C	1B	2B	3B	SS	LF	CF	RF	DP
2/5	McNeese	Canady	Burns	Terry	Williams	Pannell	Toney	Allred	Davis	Johnson	Halleman
2/6	North Texas	Lincoln	Burns	Allred	Williams	Pannell	Toney	Quiroga	Davis	Johnson	Canady
2/6	UL Monroe	Terry	Quiroga	Lis	Williams	Pannell	Toney	Spearman	Davis	Johnson	Burns
2/7	Texas A&M	Canady	Burns	Allred	Williams	Pannell	Toney	Terry	Davis	Quiroga	Johnson
2/7	Providence	Terry	Quiroga	Lis	Williams	Pannell	Toney	Spearman	Davis	Allred	Canady
2/8	Bryant	Lincoln	Burns	Terry	Williams	Pannell	Toney	Quiroga	Davis	Allred	Lis
2/12	Florida State	Terry	Burns	Canady	Williams	Pannell	Toney	Quiroga	Davis	Lis	Spearman
2/12	Northwestern	Lincoln	Quiroga	Allred	Williams	Pannell	Lis	Spearman	Davis	Johnson	Terry
2/13	FAU	Canady	Quiroga	Lis	Williams	Pannell	Toney	Allred	Davis	Terry	Spearman
2/14	NC State	Terry	Quiroga	Lis	Williams	Pannell	Toney	Spearman	Davis	Allred	Burns
2/14	JMU	Lincoln	Burns	Allred	Williams	Pannell	Spearman	Terry	Davis	Johnson	Canady
2/15	Nebraska	Canady	Quiroga	Allred	Williams	Pannell	Toney	Spearman	Davis	Terry	Burns
2/19	Fresno State	Canady	Burns	Allred	Williams	Pannell	Toney	Quiroga	Davis	Terry	Lis
2/20	Bethune Cookman	Lincoln	Burns	Terry	Williams	Pannell	Toney	Quiroga	Davis	Spearman	Allred
2/21	Cal State Fullerton	Terry	Quiroga	Allred	Williams	Pannell	Toney	Halleman	Davis	Spearman	Burns
2/21	SDSU	Canady	Quiroga	Allred	Williams	Pannell	Lis	Spearman	Davis	Terry	Valdez
2/22	UC Riverside	Terry	Quiroga	Canady	Williams	Pannell	Toney	Spearman	Davis	Allred	Lis
2/26	ACU	Canady	Quiroga	Allred	Williams	Pannell	Toney	Spearman	Davis	Terry	Burns
2/27	North Texas	Terry	Quiroga	Lis	Williams	Pannell	Toney	Halleman	Davis	Spearman	Burns
2/28	TAMU-CC	Canady	Quiroga	Lis	Williams	Pannell	Toney	Spearman	Davis	Terry	Allred
2/28	Detroit Mercy	Terry	Valdez	Lis	Williams	Pannell	Toney	Spearman	Davis	Allred	Burns
3/1	TAMU-CC	Lincoln	Quiroga	Lis	Williams	Pannell	Toney	Spearman	Davis	Terry	Canady
3/1	North Texas	Terry	Valdez	Lis	Williams	Pannell	Toney	Spearman	Davis	Quiroga	Canady
3/6	Houston	Canady	Quiroga	Lis	Williams	Pannell	Toney	Spearman	Davis	Terry	Allred
3/6	Houston	Terry	Valdez	Lis	Williams	Pannell	Toney	Spearman	Davis	Allred	Quiroga
3/7	Houston	Lincoln	Quiroga	Lis	Williams	Pannell	Toney	Spearman	Davis	Terry	Allred
3/13	Arizona	Canady	Quiroga	Lis	Williams	Pannell	Toney	Spearman	Davis	Terry	Burns
3/14	Arizona	Terry	Quiroga	Lis	Williams	Pannell	Toney	Halleman	Davis	Spearman	Burns
3/14	Arizona	Canady	Valdez	Allred	Williams	Pannell	Toney	Spearman	Davis	Terry	Burns
3/20	UCF	Canady	Valdez	Lis	Williams	Pannell	Toney	Spearman	Davis	Terry	Burns
3/21	UCF	Terry	Quiroga	Lis	Williams	Pannell	Toney	Spearman	Davis	Allred	Burns
3/22	UCF	Lincoln	Burns	Allred	Williams	Pannell	Toney	Spearman	Davis	Terry	Allred
3/24	Tarleton State	Canady	Valdez	Lis	Williams	Pannell	Toney	Quiroga	Davis	Terry	Burns
3/27	Iowa State	Canady	Quiroga	Lis	Williams	Pannell	Toney	Spearman	Davis	Terry	Burns
3/28	Iowa State	Terry	Valdez	Lis	Williams	Pannell	Toney	Spearman	Davis	Allred	Burns
3/29	Iowa State	Lincoln	Burns	Lis	Williams	Pannell	Toney	Spearman	Davis	Terry	Allred
3/31	ACU	Terry	Burns	Lis	Williams	Pannell	Toney	Halleman	Davis	Spearman	Allred
4/2	BYU	Canady	Burns	Lis	Williams	Pannell	Toney	Spearman	Davis	Terry	Allred
4/3	BYU	Terry	Valdez	Lis	Williams	Pannell	Toney	Spearman	Davis	Allred	Burns
4/4	BYU	Lincoln	Burns	Lis	Williams	Pannell	Toney	Spearman	Davis	Terry	Allred

(Team Win-Loss record in parenthesis)  
 \* = player officially listed there, but did not play that position.

## 2026 STARTERS BY BATTING ORDER

Date	Opponent	Leadoff	2nd	3rd	Cleanup	5th	6th	7th	8th	9th
2/5	McNeese	Davis	Williams	Pannell	Johnson	Burns	Toney	Allred	Terry	Halleman
2/6	North Texas	Davis	Williams	Pannell	Johnson	Burns	Toney	Allred	Quiroga	Canady
2/6	UL Monroe	Davis	Williams	Pannell	Burns	Quiroga	Toney	Lis	Spearman	Terry
2/7	Texas A&M	Davis	Williams	Pannell	Burns	Quiroga	Toney	Allred	Terry	Johnson
2/7	Providence	Davis	Williams	Pannell	Allred	Lis	Toney	Quiroga	Spearman	Canady
2/8	Bryant	Davis	Williams	Pannell	Lis	Burns	Quiroga	Toney	Allred	Terry
2/12	Florida State	Davis	Williams	Pannell	Burns	Lis	Quiroga	Canady	Toney	Terry
2/12	Northwestern	Davis	Williams	Pannell	Lis	Johnson	Spearman	Allred	Quiroga	Terry
2/13	FAU	Davis	Williams	Pannell	Quiroga	Lis	Allred	Canady	Toney	Terry
2/14	NC State	Williams	Davis	Pannell	Lis	Allred	Burns	Quiroga	Spearman	Terry
2/14	JMU	Davis	Williams	Pannell	Burns	Spearman	Allred	Johnson	Canady	Terry
2/15	Nebraska	Davis	Williams	Pannell	Allred	Burns	Quiroga	Spearman	Toney	Terry
2/19	Fresno State	Davis	Williams	Quiroga	Pannell	Lis	Burns	Allred	Toney	Terry
2/20	Bethune Cookman	Davis	Williams	Toney	Burns	Pannell	Spearman	Allred	Quiroga	Terry
2/21	Cal State Fullerton	Davis	Williams	Pannell	Burns	Quiroga	Allred	Spearman	Toney	Terry
2/21	SDSU	Davis	Williams	Pannell	Allred	Lis	Quiroga	Valdez	Spearman	Terry
2/22	UC Riverside	Davis	Williams	Pannell	Allred	Spearman	Lis	Canady	Toney	Terry
2/26	ACU	Davis	Toney	Williams	Pannell	Quiroga	Spearman	Burns	Allred	Terry
2/27	North Texas	Davis	Toney	Williams	Pannell	Quiroga	Spearman	Burns	Lis	Terry
2/28	TAMU-CC	Davis	Toney	Williams	Pannell	Quiroga	Spearman	Lis	Allred	Terry
2/28	Detroit Mercy	Davis	Toney	Williams	Pannell	Spearman	Lis	Burns	Allred	Terry
3/1	TAMU-CC	Davis	Terry	Williams	Pannell	Spearman	Quiroga	Lis	Canady	Toney
3/1	North Texas	Davis	Terry	Williams	Pannell	Spearman	Quiroga	Lis	Canady	Toney
3/6	Houston	Davis	Terry	Williams	Pannell	Quiroga	Lis	Spearman	Allred	Toney
3/6	Houston	Davis	Terry	Williams	Pannell	Quiroga	Lis	Spearman	Allred	Toney
3/7	Houston	Davis	Terry	Williams	Pannell	Quiroga	Lis	Spearman	Allred	Toney
3/13	Arizona	Davis	Terry	Williams	Burns	Pannell	Quiroga	Lis	Spearman	Toney
3/14	Arizona	Davis	Terry	Williams	Burns	Pannell	Lis	Quiroga	Spearman	Toney
3/14	Arizona	Davis	Terry	Williams	Burns	Pannell	Allred	Spearman	Valdez	Toney
3/20	UCF	Davis	Terry	Williams	Pannell	Burns	Lis	Spearman	Valdez	Toney
3/21	UCF	Davis	Terry	Williams	Burns	Lis	Pannell	Quiroga	Spearman	Allred
3/22	UCF	Davis	Terry	Williams	Burns	Lis	Pannell	Quiroga	Allred	Toney
3/24	Tarleton State	Davis	Terry	Williams	Burns	Lis	Pannell	Quiroga	Toney	Valdez
3/27	Iowa State	Davis	Terry	Williams	Burns	Lis	Pannell	Quiroga	Spearman	Toney
3/28	Iowa State	Davis	Terry	Williams	Lis	Pannell	Burns	Spearman	Toney	Allred
3/29	Iowa State	Davis	Terry	Williams	Lis	Pannell	Burns	Spearman	Toney	Allred
3/31	ACU	Davis	Terry	Williams	Lis	Pannell	Burns	Spearman	Toney	Allred
4/2	BYU	Davis	Terry	Williams	Lis	Pannell	Burns	Spearman	Toney	Allred
4/3	BYU	Davis	Terry	Williams	Lis	Pannell	Burns	Spearman	Toney	Allred
4/4	BYU	Davis	Terry	Lis	Williams	Pannell	Burns	Spearman	Toney	Allred

## STARTERS BREAKDOWN

### LEADOFF:

Davis \_\_\_\_\_ 39 (37-2)  
Williams \_\_\_\_\_ 1 (1-0)

### 2ND SPOT:

Terry \_\_\_\_\_ 19 (18-1)  
Williams \_\_\_\_\_ 16 (15-1)  
Toney \_\_\_\_\_ 4 (4-0)  
Davis \_\_\_\_\_ 1 (1-0)

### 3RD SPOT:

Williams \_\_\_\_\_ 22 (22-1)  
Pannell \_\_\_\_\_ 15 (14-1)  
Quiroga \_\_\_\_\_ 1 (1-0)  
Toney \_\_\_\_\_ 1 (1-0)  
Lis \_\_\_\_\_ 1 (1-0)

### CLEANUP:

Burns \_\_\_\_\_ 13 (12-1)  
Pannell \_\_\_\_\_ 11 (11-0)  
Lis \_\_\_\_\_ 8 (8-0)  
Allred \_\_\_\_\_ 4 (3-1)  
Johnson \_\_\_\_\_ 2 (2-0)  
Quiroga \_\_\_\_\_ 1 (1-0)  
Williams \_\_\_\_\_ 1 (1-0)

### 5TH SPOT:

Pannell \_\_\_\_\_ 10 (9-1)  
Quiroga \_\_\_\_\_ 9 (9-0)  
Lis \_\_\_\_\_ 9 (8-0)  
Spearman \_\_\_\_\_ 5 (5-0)  
Burns \_\_\_\_\_ 5 (4-1)  
Johnson \_\_\_\_\_ 1 (1-0)  
Allred \_\_\_\_\_ 1 (1-0)

### 6TH SPOT:

Burns \_\_\_\_\_ 8 (8-0)  
Quiroga \_\_\_\_\_ 7 (5-2)  
Lis \_\_\_\_\_ 7 (7-0)  
Toney \_\_\_\_\_ 5 (5-0)  
Spearman \_\_\_\_\_ 5 (5-0)  
Allred \_\_\_\_\_ 4 (4-0)  
Pannell \_\_\_\_\_ 4 (4-0)

### 7TH SPOT:

Spearman \_\_\_\_\_ 15 (14-1)  
Allred \_\_\_\_\_ 6 (6-0)  
Quiroga \_\_\_\_\_ 7 (7-0)  
Lis \_\_\_\_\_ 5 (4-1)  
Burns \_\_\_\_\_ 3 (3-0)  
Toney \_\_\_\_\_ 1 (1-0)  
Johnson \_\_\_\_\_ 1 (1-0)  
Canady \_\_\_\_\_ 1 (1-0)  
Valdez \_\_\_\_\_ 1 (1-0)

### 8TH SPOT:

Toney \_\_\_\_\_ 13 (12-1)  
Allred \_\_\_\_\_ 8 (8-0)  
Spearman \_\_\_\_\_ 8 (7-1)  
Quiroga \_\_\_\_\_ 3 (3-0)  
Canady \_\_\_\_\_ 3 (3-0)  
Terry \_\_\_\_\_ 2 (2-0)  
Valdez \_\_\_\_\_ 2 (2-0)  
Lis \_\_\_\_\_ 1 (1-0)

### 9TH SPOT:

Terry \_\_\_\_\_ 17 (16-1)  
Toney \_\_\_\_\_ 11 (10-1)  
Allred \_\_\_\_\_ 7 (7-0)  
Canady \_\_\_\_\_ 2 (2-0)  
Johnson \_\_\_\_\_ 1 (1-0)  
Halleman \_\_\_\_\_ 1 (1-0)  
Valdez \_\_\_\_\_ 1 (1-0)

# SCORIGAMI

Score	# of times	Last time	Record
0-0	1	3/14/1983	0-0-1
1-0	97	5/29/2025	46-51
2-0	77	3/7/2025	25-52
3-0	71	5/22/2025	30-41
4-0	47	5/10/2025	24-23
5-0	43	2/21/2026	23-20
6-0	30	5/16/2025	13-17
7-0	36	4/8/2023	14-22
8-0	74	3/14/2026	40-34
9-0	22	3/21/2026	12-10
10-0	33	3/6/2026	21-12
11-0	13	2/16/2025	6-7
12-0	10	3/24/2026	5-5
13-0	7	4/20/2024	2-5
14-0	3	3/15/2025	2-1
15-0	8	3/8/2024	7-1
16-0	1	2/22/2026	1-0
17-0	1	3/6/2020	1-0
18-0	6	2/28/2026	6-0
19-0	1	4/1/1997	1-0
20-0	2	2/21/2025	1-1
21-0	1	4/10/2022	0-1
23-0	2	5/4/2024	1-1
24-0	1	2/26/2026	1-0
1-1	3	2/9/1997	0-0-3
2-1	93	6/4/2025	51-42
3-1	50	5/31/2025	22-28
4-1	61	3/29/2025	30-31
5-1	36	3/20/2022	12-24
6-1	35	2/24/2025	15-20
7-1	23	2/17/2022	8-15
8-1	25	2/18/2024	19-6
9-1	35	3/31/2026	28-7
10-1	18	4/3/2026	7-11
11-1	15	4/2/2026	8-7
12-1	6	3/18/2023	4-2
13-1	3	2/7/2026	2-1
14-1	2	2/14/2026	1-1
15-1	1	3/27/1997	1-0
19-1	2	3/25/2018	1-1
24-1	2	3/1/2026	2-0
3-2	66	2/15/2026	32-34
4-2	51	4/14/2024	25-26
5-2	41	4/19/2025	19-22
6-2	31	4/12/2025	19-12
7-2	31	3/22/2026	16-15
8-2	20	5/14/2021	6-14
9-2	11	2/28/2024	4-7
10-2	22	3/28/2026	17-5
11-2	4	4/13/2019	4-0
12-2	3	2/19/2026	2-1
13-2	7	3/6/2022	5-2
14-2	1	2/15/2013	1-0
15-2	4	3/16/2024	1-3
16-2	1	3/27/2022	0-1
18-2	1	3/2/2024	1-0
3-3	1	3/18/1983	0-0-1
4-3	60	3/20/2025	30-30
5-3	43	3/3/2023	22-21
6-3	18	2/21/2026	10-8
7-3	22	4/27/2025	8-14
8-3	15	3/26/2023	10-5
9-3	3	4/9/2017	3-0
10-3	7	4/11/2021	3-4
11-3	12	4/19/2024	6-6
12-3	4	4/23/2025	3-1
13-3	3	2/5/2026	1-2
14-3	5	3/29/2025	3-2
16-3	1	2/25/2011	1-0
17-3	1	3/13/2016	0-1
18-3	1	3/31/1996	0-1
5-4	43	3/30/2024	28-15
6-4	16	4/21/2024	7-9
7-4	18	4/6/2025	9-9
8-4	22	4/1/2023	13-9
9-4	4	5/1/2025	2-2
10-4	7	6/6/2025	1-6
12-4	9	4/4/2026	6-3
13-4	2	5/9/2024	1-1
14-4	3	5/5/2024	1-2
15-4	2	4/20/1996	0-2

# THE LAST TIME TEXAS TECH...

Won 5 or more consecutive games	13 games (Mar 14 - Apr. 7, 2026)
Won 10 or more consecutive games	13 games (Mar 14 - Apr. 7, 2026)
Won 15 or more consecutive games	24 games (Feb. 10 - Mar. 9, 2011)
Won 10 or more consecutive home games	11 games (Mar. 1 - Mar. 10, 2019)
Won 15 or more consecutive home games	19 games (Feb. 18 - Mar. 9, 2011)
Won 5 or more consecutive road games	5 games (Feb. 5 - Mar. 7, 2026)
Won 10 or more consecutive road games	10 games (Feb. 5 - Apr. 7, 2026)
Defeated a ranked opponent	v. No. 12 Arizona (Mar. 14, 2026)
Defeated a ranked opponent at home	v. No. 12 Arizona (Mar. 14, 2026)
Defeated a ranked opponent on the road	at No. 24 UCF (Mar. 22, 2026)
Defeated a top-10 opponent	v. No. 6 Florida State (Feb. 12, 2026)
Defeated a top-10 opponent at home	vs. No. 5 Texas, 5-2 (Apr. 11, 2012)
Defeated a top-10 opponent on the road	at No. 5 Florida State (May 23, 2025)
Defeated a top-5 opponent	v. No. 2 Oklahoma (June 2, 2025)
Defeated a top-5 opponent at home	vs. No. 5 Texas, 5-2 (Apr. 11, 2012)
Defeated a top-5 opponent on the road	at No. 5 Florida State (May 23, 2025)
Defeated a No. 1 ranked opponent	at No. 1 Arizona, 6-0 (Mar. 9, 1998)
Lost to a ranked opponent at home	v. No. 13 Oklahoma St. 10-1 (Mar. 9, 2025)
Lost to a ranked opponent on the road	at No. 12 Arizona 1-2 (Apr. 17, 2025)
Lost to a No. 1 ranked team	at No. 1 Texas, 11-0 (Feb. 16, 2025)
Shutout a ranked opponent	v. No. 12 Arizona, 8-0 (Mar. 14, 2026)
Shutout an opponent at home	v. No. 12 Arizona, 8-0 (Mar. 14, 2026)
Shutout a Big 12 opponent at home	v. No. 12 Arizona, 8-0 (Mar. 14, 2026)
Shutout an opponent on the road	at Tarleton State, 12-0 (Mar. 24, 2026)
Shutout a Big 12 opponent on the road	at Houston, 10-0 (Mar. 6, 2026)
Was shutout by a non-conference opponent at home	v. No. 12 Arizona, 9-0 (Mar. 14, 2026)
Was shutout by a Big 12 opponent at home	v. No. 12 Arizona, 9-0 (Mar. 14, 2026)
Was shutout by a non-conference opponent on the road	at No. 10 South Carolina 1-0 (Mar. 22, 2025)
Was shutout by a Big 12 opponent on the road	at Houston, 8-0 (April 27, 2024)
Run-ruled an opponent at home	v. Iowa State, 17-6 (Mar. 29, 2026)
Run-ruled a Big 12 opponent at home	v. BYU, 12-4 (April, 4, 2026)
Run-ruled an opponent on the road	at UCF, 9-0 (Mar. 21, 2026)
Run-ruled a Big 12 opponent on the road	at Houston, 11-1 (Mar. 6, 2026)
Was run-ruled by an opponent	v. No. 12 Arizona, 9-0 (Mar. 14, 2026)
Was run-ruled by a non-conference opponent	at No. 1 Texas, 11-0 (Feb. 16, 2025)
Was run-ruled by a non-conference opponent at home	vs. North Texas, 11-3 (Mar. 6, 2022)
Was run-ruled by a Big 12 opponent at home	v. No. 12 Arizona, 9-0 (Mar. 14, 2026)
Swept a Big 12 three-game series at home	vs. BYU (Apr. 2-4, 2026)
Swept a Big 12 three-game series on the road	at UCF (Mar. 20-22, 2026)
Won off a walk-off	v. No. 2 Oklahoma (June 2, 2025)
Won after trailing by at least four runs	4 v. No. 12 Arizona, (Mar. 14, 2026)
Won after trailing by at least five runs	5, at No. 10 South Carolina (Mar. 23, 2025)
Won after being tied heading into the 7th inning	at Houston (Mar. 7, 2026)
Won after trailing heading into the 7th inning	v. No. 16 Nebraska (Feb. 8, 2025)
<b>OFFENSIVE</b>	
Recorded at least 10 hits in a game	12, v. BYU (April 4, 2026)
Recorded at least 12 hits in a game	12, v. BYU (April 4, 2026)
Recorded at least 14 hits in a game	14, v. Iowa State (Mar. 29, 2026)
Recorded at least 16 hits in a game	17, at Tarleton State (Mar. 24, 2026)
Recorded at least 18 hits in a game	24, v. Texas A&M-Corpus Christi (Mar. 1, 2026)
Recorded at least 20 hits in a game	24, v. Texas A&M-Corpus Christi (Mar. 1, 2026)
Scored 10 or more runs in a game	12, v. BYU (April 4, 2026)
Scored 15 or more runs in a game	17, v. Iowa State (Mar. 29, 2026)
Scored 19 or more runs in a game	24, v. Texas A&M-Corpus Christi (Mar. 1, 2026)
Scored 20 or more runs in a game	24, v. Texas A&M-Corpus Christi (Mar. 1, 2026)
Scored 6 or more runs in an inning	7 (4th inning), v. BYU (April 4, 2026)
Scored 8 or more runs in an inning	12 (2nd inning), v. Iowa State (Mar. 29, 2026)
Scored 10 or more runs in an inning	12 (2nd inning), v. Iowa State (Mar. 29, 2026)
Scored 15 or more runs in an inning	16 (2nd inning), vs. Jackson State (Mar. 1, 2013)
Scored 8 or more runs in a loss	12, vs Kansas (Apr. 13, 2024)
Scored 10 or more runs in a loss	12, vs Kansas (Apr. 13, 2024)
Hit three home runs in a game	4, v. Iowa State (Mar. 29, 2026)
Hit four home runs in a game	4, v. Iowa State (Mar. 29, 2026)
Hit five home runs in a game	8 v. Texas A&M-Corpus Christi (Mar. 1, 2026)
Hit two home runs in an inning	2, Spearman & Terry (2nd inning), v. BYU (April 3, 2026)
Hit three home runs in an inning	3, Wililams, Quiroga & Terry (1st inning), v. Texas A&M-Corpus Christi (Mar. 1, 2026)
Hit back-to-back home runs	Quiroga, Lis (2nd inning), v. Texas A&M-Corpus Christi (Mar. 1, 2026)
Hit a grand slam	Jackie Lis v. BYU (April 2, 2026)
Hit two grand slams in a game	2 - Herzog, Armijo vs Manhattan (Mar. 11, 2023)
Hit three grand slams in a game (school record)	3 - Hamilton (2x), Blythe vs. Tarleton State (Mar. 21, 2021)
Hit two grand slams in an inning (school record)	Hamilton, Blythe (3rd inning) vs. Tarleton State (Mar. 21, 2021)
Hit a walk-off home run	Riley Ehlen vs. Tulsa (Mar. 12, 2022)
Hit an inside-the-park home run	Jackie Lis v. BYU (April 2, 2026)
Connected on five doubles in a game	7 v. Texas A&M-Corpus Christi (Mar. 1, 2026)
Connected on two triples in a game	2- Mihyia Davis, Hailey Toney vs North Texas (Feb. 6, 2026)
Connected on three triples in a game	3, at CSUN (Mar. 9, 2018)
Hit back-to-back triples in a game	Payton Jackson, Arriana Villa vs. Abilene Christian (Mar. 7, 2021)
Totalled 30 or more bases in a game	31, v. Iowa State (Mar. 29, 2026)

## THE LAST TIME TEXAS TECH...

Drew 10 or more walks in a game \_\_\_\_\_ 10, v. BYU (April 2, 2026))  
 Plunked by five or more pitches in a game \_\_\_\_\_ 5, vs. Iowa State (Apr. 26, 2014)  
 Had three sacrifice flies in a game \_\_\_\_\_ 4, v. Houston (Mar. 6, 2026)  
 Had three sacrifice hits in a game \_\_\_\_\_ 3, vs. No. 1 Washington (Feb. 16, 2020)  
 Had five sacrifice hits in a game \_\_\_\_\_ 5, vs. Nebraska (Apr. 2, 2000)  
 Stole five bases as a team \_\_\_\_\_ 5, vs. UIC (Feb. 22, 2025)  
 Stole six bases as a team \_\_\_\_\_ 6, vs. Penn State (Feb. 7, 2025)  
 Stole seven or more bases as a team \_\_\_\_\_ 7, vs. North Alabama (Mar. 16, 2019)  
 Left 10 runners on base \_\_\_\_\_ 10, vs North Texas (Feb. 26, 2025)  
 Left 13 runners on base \_\_\_\_\_ 13, vs Kansas (Apr. 13, 2024)  
 Left 15 runners on base \_\_\_\_\_ 15, at UNLV (Mar. 22, 2013)  
 Struck out nine times in a game \_\_\_\_\_ 11, v. No. 8 Nebraska (Feb. 15, 2026)  
 Struck out 10 times in a game \_\_\_\_\_ 11, v. No. 8 Nebraska (Feb. 15, 2026)  
 Struck out 12 times in a game \_\_\_\_\_ 18, at No. 1 Texas (Feb. 14, 2025)  
 Struck out 14 or more times in a game \_\_\_\_\_ 18, at No. 1 Texas (Feb. 14, 2025)

### DEFENSIVE

Recorded three errors in a game \_\_\_\_\_ 3 v. Houston (Mar. 7 2026)  
 Recorded four errors in a game \_\_\_\_\_ 5 vs No. 22 Maryland (Mar. 18, 2023)  
 Recorded five or more errors in a game \_\_\_\_\_ 5 vs No. 22 Maryland (Mar. 18, 2023)  
 Went three-consecutive games without an error \_\_\_\_\_ 4 games, (Mar. 24-Mar. 29, 2026)  
 Went four-consecutive games without an error \_\_\_\_\_ 4 games, (Mar. 24-Mar. 29, 2026)  
 Went five-consecutive games without an error \_\_\_\_\_ 5 games, (Feb. 6-Feb. 8, 2026)  
 Turned two doubles plays in a game \_\_\_\_\_ 2, v. Brown (May 16, 2025)

### PITCHING

Tossed a shutout \_\_\_\_\_ at Tarleton State (Mar. 24, 2026)  
 Tossed three-consecutive shutouts \_\_\_\_\_ v. Baylor, Arizona State and Arizona (at Big 12 Championship) (May 8-10, 2025)  
 Tossed a no-hitter \_\_\_\_\_ v. Houston (Mar. 6, 2026)  
 Tossed a perfect game \_\_\_\_\_ v. UMass (Feb. 15, 2025)  
 Tossed a one-hitter \_\_\_\_\_ v. Abilene Christian (Feb. 26, 2026)  
 Held an opponent to five or less hits in a loss \_\_\_\_\_ 4, at BYU (May 22, 2025)  
 Struck out 10 or more batters \_\_\_\_\_ 11 v. BYU (April 2, 2026)  
 Struck out 12 or more batters \_\_\_\_\_ 13 v. Texas A&M - Corpus Christi (Feb. 28, 2026)  
 Struck out 15 or more batters \_\_\_\_\_ 16, at Kansas, game 1 (Apr. 17, 2021)  
 Allowed 10 runs in a game \_\_\_\_\_ 10, v. No. 13 Oklahoma St. (Mar. 9, 2025)  
 Allowed 12 or more runs in a game \_\_\_\_\_ 14, vs No. 1 Texas (May 5, 2024)  
 Allowed 6 runs in an inning \_\_\_\_\_ 6 (7th inn.) at North Texas (Feb. 26, 2025)  
 Allowed 7 runs in an inning \_\_\_\_\_ 7 (2nd inn.) vs No. 1 Texas (May 5, 2024)  
 Allowed 8 runs in an inning \_\_\_\_\_ 12 (1st inn.) vs No. 1 Oklahoma (Mar. 16, 2024)  
 Allowed 10 hits in a game \_\_\_\_\_ 11, at No. 1 Texas (Feb. 16, 2025)  
 Allowed 13 hits in a game \_\_\_\_\_ 13, vs. No. 1 Texas (May 5, 2024)  
 Allowed 15 or more hits in a game \_\_\_\_\_ 20, vs No. 1 Texas (May 5, 2024)  
 Allowed four doubles in a game \_\_\_\_\_ 4, vs. No. 1 Texas (May 5, 2024)  
 Allowed five or more doubles in a game \_\_\_\_\_ 6, vs Kansas (Apr. 13, 2024)  
 Allowed two triples in a game \_\_\_\_\_ 2, at BYU (Mar. 7, 2024)  
 Allowed three triples in a game \_\_\_\_\_ 3, vs. Georgia Tech (Feb. 14, 2009)  
 Allowed four home runs in a game \_\_\_\_\_ 6, vs. No. 1 Texas (May 4, 2024)  
 Allowed five or more home runs in a game \_\_\_\_\_ 6, vs. No. 1 Texas (May 4, 2024)  
 Allowed an inside-the-park home run \_\_\_\_\_ vs. No. 25 Oklahoma State (Mar. 29, 2018)  
 Issued eight walks to an opponent \_\_\_\_\_ 8, vs. No. 1 Oklahoma (Mar. 17, 2024)  
 Issued 10 walks to an opponent \_\_\_\_\_ 13, vs. No. 1 Oklahoma (Mar. 15, 2024)  
 Hit five or more batters in a game \_\_\_\_\_ 5, at Kansas (Apr. 28, 2018)  
 Failed to strikeout a single batter in a game \_\_\_\_\_ at No. 1 Texas (Feb. 16, 2025)  
 Failed to issue a single walk in a game \_\_\_\_\_ v. BYU (April 2, 2026)  
 Failed to issue any free passes (walks/HBP) in a game \_\_\_\_\_ at UCF (Mar. 22, 2026)

## THE LAST TIME A RED RAIDER...

### OFFENSIVE

Recorded four hits in a game \_\_\_\_\_ 4, Mihyia Davis v. UT Arlington (Apr. 23, 2025)  
 Recorded five hits in a game (school record) \_\_\_\_\_ 5, Shelby Johnson vs. IPFW (Mar. 9, 2013)  
 Totaled two doubles in a game \_\_\_\_\_ 3, Desirae Spearman, v. Texas A&M-Corpus Christi (3/1/26)  
 Totaled three doubles in a game (school record) \_\_\_\_\_ 3, Desirae Spearman, v. Texas A&M-Corpus Christi (3/1/26)  
 Recorded two triples in a game (school record) \_\_\_\_\_ 2, Logan Hall vs. Utah Valley (Feb. 18, 2011)  
 Connected on two home runs in a game \_\_\_\_\_ 2, Jackie Lis v. BYU (April 2, 2026)  
 Connected on three home runs in a game \_\_\_\_\_ 3, Jessica Hartwell vs. No. 16 Baylor (Apr. 6, 2018)  
 Recorded two grand slams in a game (school record) \_\_\_\_\_ 2, Karli Hamilton vs. Tarleton State (Mar. 21, 2021)  
 Had five RBI in a game \_\_\_\_\_ 6, Jackie Lis v. BYU (April 2, 2026)  
 Had six RBI in a game \_\_\_\_\_ 6, Jackie Lis v. BYU (April 2, 2026)  
 Had seven RBI in a game \_\_\_\_\_ 7, Desirae Spearman, v. Texas A&M-Corpus Christi (2/28/26)  
 Had nine RBI in a game (school record) \_\_\_\_\_ 9, Karli Hamilton vs. Tarleton State (Mar. 21, 2021)  
 Recorded 10 or more total bases \_\_\_\_\_ 10, Desirae Spearman, v. Texas A&M-Corpus Christi (2/28/26)  
 Had two stolen bases in a game \_\_\_\_\_ 2, Mihyia Davis v. Houston (Mar. 6, 2026)  
 Had three or more stolen bases in a game \_\_\_\_\_ 4, Mihyia Davis vs. UIC (Feb. 22, 2025)  
 Had a player hit for the cycle \_\_\_\_\_ Mihyia Davis v. UT Arlington (Apr. 23, 2025)

### PITCHING

Tossed a complete game shutout \_\_\_\_\_ Kaitlyn Terry, at UCF (Mar. 21, 2026)  
 Tossed a complete game with two or fewer hits \_\_\_\_\_ Kaitlyn Terry v. BYU (April. 3, 2026)  
 Tossed a no-hitter \_\_\_\_\_ NiJaree Canady v. Houston (Mar. 6, 2026)  
 Tossed a perfect game \_\_\_\_\_ Samantha Lincoln v. UMass (Feb. 15, 2025)  
 Struck out 10 or more batters \_\_\_\_\_ 11, NiJaree Canady v. BYU (April 2, 2026)

## SCORIGAMI (CONT.)

Score	# of times	Last time	Record
16-4	1	3/14/2015	1-0
17-4	1	2/14/2025	1-0
18-4	1	3/24/2017	1-0
6-5	36	3/23/2025	24-12
7-5	20	4/2/2023	10-10
8-5	18	3/28/2024	12-6
9-5	11	2/8/2020	4-7
10-5	3	3/7/2024	2-1
11-5	2	2/25/2023	1-1
12-5	3	2/13/2018	2-1
13-5	5	3/11/2023	4-1
14-5	5	3/12/2024	4-1
15-5	2	4/21/2013	2-0
16-5	1	4/10/2011	1-0
17-5	1	3/17/2011	1-0
7-6	17	3/2/2025	7-10
8-6	11	2/18/2023	6-5
9-6	7	5/18/2025	5-2
10-6	5	2/20/2015	2-3
11-6	3	4/14/2019	3-0
12-6	1	3/7/2026	1-0
13-6	3	3/15/2014	2-1
14-6	3	3/14/2016	2-1
15-6	3	2/22/2025	3-0
16-6	1	5/1/2016	0-1
17-6	1	3/29/2026	1-0
21-6	1	3/29/2015	0-1
8-7	13	2/24/2024	7-6
9-7	5	4/1/2016	2-3
10-7	1	3/3/2017	0-1
11-7	2	4/28/2018	1-1
12-7	2	2/18/2023	1-1
13-7	2	2/6/2015	0-2
15-7	1	3/20/2005	1-0
19-7	1	3/30/2012	1-0
9-8	5	2/10/2024	2-3
10-8	3	3/9/2024	2-1
11-8	1	2/22/2009	0-1
12-8	1	4/6/2018	0-1
16-8	3	3/5/2019	2-1
19-8	1	2/26/2011	1-0
10-9	5	2/7/2025	4-1
11-9	4	3/20/2021	0-4
12-9	4	3/29/2024	2-2
13-9	2	3/7/2015	1-1
14-9	1	4/6/2007	0-1
15-9	1	2/27/2009	0-1
16-9	1	3/17/2006	1-0
11-10	2	4/10/2018	1-1
12-10	1	3/17/2017	0-1
15-10	1	2/8/2019	1-0
12-11	1	3/5/2017	0-1
16-11	1	4/15/2023	0-1
13-12	1	5/5/2007	1-0
15-12	1	4/13/24	0-1
14-13	1	3/2/2018	0-1
16-14	1	2/19/2023	1-0
19-18	1	4/2/2016	1-0

# HOME RUN LOG

## HOME RUN BREAKDOWN

Regular season	82
Post season	--
Home	40
Away	22
Neutral	20
vs. Big 12	33
vs. Non conference	29
Leadoff	13
0 outs	28
1 out	30
2 outs	23
Solo	26
Two-run	32
Three-run	21
Grand slam	3
1st inning	21
2nd inning	16
3rd inning	12
4th inning	15
5th inning	9
6th inning	6
7th inning	3
Extra innings	
Walk-off	--
LF	21
LC	3
CF	26
RF	5
RC	3
vs. lefty	8
vs. righty	74
Ahead in count	24
Behind in count	16
Tied count	15
Full count	12
First pitch	14
Inside the park	1
Pinch hit	2
Fr.	--
So.	5
Jr.	60
Sr./Gr.	17

NO.	PLAYER	GM#	DATE	OPPONENT	PITCHER	ON BASE	INN	OUTS	COUNT	SCORE	FINAL
1.	TONEY, Haile	1	Feb 05	McNeese	Davis, L	.13	1	1	2-2	0-0	W 13-3
2.	PANNELL, Tay	1	Feb 05	McNeese	Taylor, B	0..	3	2	0-1	0-0	W 13-3
3.	WILLIAMS, Mi	1	Feb 05	McNeese	Chapman	.1..	5	1	0-1	0-0	W 13-3
4.	JOHNSON, Ala	1	Feb 05	McNeese	Taylor, B	0..	5	2	1-1	0-0	W 13-3
5.	WILLIAMS, Mi	2	Feb 06	North Texas	Lewinski, B	0..	3	1	2-0	0-0	W 10-2
6.	CANADY, Nija	2	Feb 06	North Texas	Lewinski, B	.123	4	0	0-0	0-0	W 10-2
7.	QUIROGA, Lag	2	Feb 06	North Texas	Smith, K	..3	5	2	1-0	0-0	W 10-2
8.	BURNS, Jasmyn	3	Feb 06	UI - Monroe	* Bird, Bristin	0..	4	0	2-1	0-0	W 13-1
9.	DAVIS, Mihyi	4	Feb 07	Texas A&M	* LESSENTINE	0..	1	0	1-0	0-0	W 3-2
10.	WILLIAMS, Mi	4	Feb 07	Texas A&M	LESSENTINE	0..	1	0	3-2	0-0	W 3-2
11.	PANNELL, Tay	5	Feb 07	Providence	Hopkins, Ala	.12	4	0	1-0	0-0	W 13-1
12.	QUIROGA, Lag	6	Feb 08	Bryant	TRACY	.1.	4	1	3-2	0-0	W 12-0
13.	ALLRED, Laur	9	Feb 13	Florida Atlantic	Lambert, A	.1.	2	0	0-0	0-0	W 8-0
14.	SPEARMAN, De	9	Feb 13	Florida Atlantic	Inscoc, M	.12	3	1	0-0	0-0	W 8-0
15.	DAVIS, Mihyi	10	Feb 14	NC State	Gore	.2.	1	0	1-2	0-0	W 14-1
16.	BURNS, Jasmyn	10	Feb 14	NC State	Gore	.1.	3	1	2-1	0-0	W 14-1
17.	SPEARMAN, De	10	Feb 14	NC State	Talley	0..	3	2	3-2	0-0	W 14-1
18.	BURNS, Jasmyn	13	Feb 19	Fresno State	* Carranco,Lauryn	0..	2	0	0-1	1-2	W 12-2
19.	WILLIAMS, Mia	13	Feb 19	Fresno State	Loza,Alyssa	.2	4	1	0-1	5-2	W 12-2
20.	BURNS, Jasmyn	13	Feb 19	Fresno State	Ramirez,Alyssa	.123	4	1	2-1	7-2	W 12-2
21.	PANNELL, Tay	14	Feb 20	Bethune Cookman	Gonzalez, M	..3	1	2	0-1	0-0	W 8-0
22.	QUIROGA, Lag	14	Feb 20	Bethune Cookman	Gonzalez, M	0..	2	0	2-1	0-0	W 8-0
23.	PANNELL, Tay	15	Feb 21	Cal State Fullerton	Hurtado, E	.23	3	1	2-0	0-0	W 6-3
24.	WILLIAMS, Mi	17	Feb 22	UC Riverside	Barner, Bree	.2.	1	0	0-0	0-0	W 16-0
25.	SPEARMAN, De	17	Feb 22	UC Riverside	Barner, Bree	.1.	1	1	2-0	0-0	W 16-0
26.	QUIROGA, Lag	17	Feb 22	UC Riverside	Johnson, Bry	..23	2	1	2-2	0-0	W 16-0
27.	TONEY, Haile	18	Feb 26	Abilene Christian	Snipes	..3	1	0	0-2	0-0	W 24-0
28.	SPEARMAN, De	18	Feb 26	Abilene Christian	Snipes	.2.	1	1	3-2	0-0	W 24-0
29.	QUIROGA, Lag	18	Feb 26	Abilene Christian	Oliver	.2.	1	1	1-0	0-0	W 24-0
30.	LIS, Jackie	19	Feb 27	North Texas	Anderson, A	0..	2	1	3-2	0-0	W 10-2
31.	LIS, Jackie	19	Feb 27	North Texas	Anderson, A	..23	3	2	1-2	0-0	W 10-2
32.	WILLIAMS, Mi	19	Feb 27	North Texas	Anderson, A	..3	5	2	0-0	0-0	W 10-2
33.	WILLIAMS, Mi	20	Feb 28	Texas A&M CC	Whitehead	.2.	1	1	1-2	0-0	W 18-0
34.	SPEARMAN, De	20	Feb 28	Texas A&M CC	Winfrey	.12	2	1	2-1	0-0	W 18-0
35.	SPEARMAN, De	20	Feb 28	Texas A&M CC	Winfrey	.13	2	2	3-2	0-0	W 18-0
36.	WILLIAMS, Mi	22	Mar 01	Texas A&M CC	Whitehead	.23	1	0	2-2	0-0	W 24-1
37.	QUIROGA, Lag	22	Mar 01	Texas A&M CC	Whitehead	.23	1	0	1-2	0-0	W 24-1
38.	TERRY, Kaitlyn	22	Mar 01	Texas A&M CC	Ayala	.2.	1	2	1-0	0-0	W 24-1
39.	QUIROGA, Lag	22	Mar 01	Texas A&M CC	* Ayala	0..	2	0	2-2	0-0	W 24-1
40.	LIS, Jackie	22	Mar 01	Texas A&M CC	Ayala	0..	2	0	0-0	0-0	W 24-1
41.	GARCIA, Maka	22	Mar 01	Texas A&M CC	Ayala	.13	2	2	2-2	0-0	W 24-1
42.	DAVIS, Mihyi	22	Mar 01	Texas A&M CC	* Welker	0..	3	0	1-0	0-0	W 24-1
43.	ALLRED, Laur	22	Mar 01	Texas A&M CC	Welker	.13	4	1	0-2	0-0	W 24-1
44.	QUIROGA, Lag	23	Mar 01	North Texas	Lewinski, B	.12	1	2	2-1	0-0	W 7-2
45.	BURNS, Jasmyn	23	Mar 01	North Texas	Lewinski, B	.1.	6	0	2-1	0-0	W 7-2
46.	TERRY, Kaitlyn	24	Mar 06	Houston	Brown,Nevae	.1.	1	0	0-0	0-0	W 10-0
47.	DAVIS, Mihyi	24	Mar 06	Houston	Lehman,Paris	..3	3	2	0-0	5-0	W 10-0
48.	WILLIAMS, Mia	24	Mar 06	Houston	* Lehman,Paris	0..	4	0	0-0	7-0	W 10-0
49.	DAVIS, Mihyi	24	Mar 06	Houston	Lehman,Paris	.1.	5	1	0-1	8-0	W 10-0
50.	QUIROGA, Lagi	26	Mar 07	Houston	Brown,Nevae	.1.	5	1	1-1	2-2	W 12-6
51.	WILLIAMS, Mia	26	Mar 07	Houston	Brown,Nevae	.2.	6	2	2-1	4-2	W 12-6
52.	QUIROGA, Lagi	26	Mar 07	Houston	* Solis,Gigi	0..	7	0	0-1	6-6	W 12-6
53.	TONEY, Hailey	26	Mar 07	Houston	Solis,Gigi	.12	7	1	3-2	7-6	W 12-6
54.	TERRY, Kaitlyn	28	Mar 14	Arizona	Holder,Rylie	0..	1	1	1-1	0-2	W 14-6
55.	PANNELL, Taylor	28	Mar 14	Arizona	* Holder,Rylie	0..	2	0	1-0	1-5	W 14-6
56.	SPEARMAN, Desirae	28	Mar 14	Arizona	Holder,Rylie	.12	2	0	3-2	2-5	W 14-6
57.	TERRY, Kaitlyn	28	Mar 14	Arizona	Adams,Jalen	.2.	4	1	0-0	7-6	W 14-6
58.	ALLRED, Lauren	28	Mar 14	Arizona	* Berry,Jenae	0..	6	0	2-2	13-6	W 14-6
59.	TERRY, Kaitlyn	29	Mar 14	Arizona	Berry,Jenae	..23	4	2	2-0	5-0	W 8-0
60.	BURNS, Jasmyn	30	Mar 20	UCF	* Vega,Isabella	0..	4	0	1-1	1-0	W 4-3
61.	WILLIAMS, Mia	30	Mar 20	UCF	* Vega,Isabella	0..	6	0	2-0	2-2	W 4-3
62.	LIS, Jackie	30	Mar 20	UCF	Vega,Isabella	0..	6	1	3-1	3-2	W 4-3
63.	LIS, Jackie	32	Mar 22	UCF	Stuews,Ava	.23	1	2	2-1	0-0	W 7-2
64.	WILLIAMS, Mia	33	Mar 24	Tarleton State	Schultz,Shelby	.2.	1	1	1-1	0-0	W 12-0
65.	LIS, Jackie	33	Mar 24	Tarleton State	Schultz,Shelby	.2.	3	2	2-1	3-0	W 12-0
66.	BURNS, Jasmyn	33	Mar 24	Tarleton State	* Schultz,Shelby	0..	7	0	3-2	7-0	W 12-0
67.	SPEARMAN, Desirae	34	Mar 27	Iowa St.	Schurman,Lauren	.1.	4	0	4-2	3-1	W 9-1
68.	LIS, Jackie	34	Mar 27	Iowa St.	Mullen,Ava	.2.	5	1	3-2	5-1	W 9-1
69.	QUIROGA, Lagi	34	Mar 27	Iowa St.	Mullen,Ava	.1.	5	1	2-2	7-1	W 9-1
70.	WILLIAMS, Mia	35	Mar 28	Iowa St.	* Palumbo,Liv	0..	5	0	0-1	9-2	W 10-2
71.	TERRY, Kaitlyn	36	Mar 29	Iowa St.	Schurman,Lauren	0..	1	1	0-0	0-1	W 17-6
72.	TONEY, Hailey	36	Mar 29	Iowa St.	Ralston,Jaiden	..23	2	2	0-0	8-1	W 17-6
73.	DAVIS, Mihyi	36	Mar 29	Iowa St.	Ralston,Jaiden	.1.	2	2	0-0	11-1	W 17-6
74.	DAVIS, Mihyi	36	Mar 29	Iowa St.	Holtz,Hailey	.12	4	0	1-1	13-5	W 17-6
75.	LIS, Jackie	36	Mar 29	Iowa St.	Holtz,Hailey	0..	4	2	2-0	16-5	W 17-6
76.	TONEY, Haile	37	Mar 31	Abilene Christian	Snipes	.2.	3	2	3-2	0-0	W 9-1
77.	LIS, Jackie	38	Apr 02	BYU	Mares,Gianna	0..	3	1	2-2	3-1	W 11-1
78.	LIS, Jackie	38	Apr 02	BYU	Tavita,Rita	.123	6	1	0-0	7-1	W 11-1
79.	SPEARMAN, Desirae	39	Apr 03	BYU	Shuer,Hailey	.1.	2	0	0-1	0-0	W 10-1
80.	TERRY, Kaitlyn	39	Apr 03	BYU	Shuer,Hailey	..23	2	1	1-0	2-0	W 10-1
81.	WILLIAMS, Mia	40	Apr 04	BYU	Mares,Gianna	.1.	1	2	0-1	0-1	W 12-4
82.	BURNS, Jasmyn	40	Apr 04	BYU	Villegas,Jada	.13	4	2	1-2	6-4	W 12-4

leadoff homerun

### RECORD WHEN

Hit 1 home run	8-0
Hit 2 home runs	7-0
Hit 3 home runs	9-0
Hit 4+ home runs	6-0

statistical reporting provided by **statbroadcast**

# 2026 RESULTS

## RECORD WHEN...

Date	Opponent	Score	Inns	Overall	Big 12	Pitcher of record	Attend	Time
Feb 05, 2026	at McNeese	w 13-3	5	1-0-0	0-0-0	Canady, Nija (W 1-0)	1805	2:00
Feb 06, 2026	vs North Texas	w 10-2	5	2-0-0	0-0-0	Lincoln, Sam (W 1-0)	0	1:21
Feb 06, 2026	vs UL-Monroe	w 13-1	5	3-0-0	0-0-0	Terry, Kaitl (W 1-0)	0	2:00
Feb 07, 2026	at #11 Texas A&M	w 3-2	7	4-0-0	0-0-0	Canady, Nija (W 2-0)	2880	1:46
Feb 07, 2026	vs Providence	w 13-1	5	5-0-0	0-0-0	Terry, Kaitl (W 2-0)	0	1:36
Feb 08, 2026	vs Bryant	w 12-0	5	6-0-0	0-0-0	Lincoln, Sam (W 2-0)	0	1:23
Feb 12, 2026	vs #6 Florida State	w 3-2	7	7-0-0	0-0-0	Terry, Kaitl (W 3-0)	2142	2:08
Feb 12, 2026	vs Northwestern	w 5-0	7	8-0-0	0-0-0	Canady, Nija (W 3-0)	2143	2:19
2/13/2026	at Florida Atlantic	w 8-0	5	9-0-0	0-0-0	Canady, Nija (W 4-0)	0	1:25
Feb 14, 2026	vs NC State	w 14-1	5	10-0-0	0-0-0	Terry, Kaitl (W 4-0)	5341	1:37
Feb 14, 2026	vs James Madison	w 5-0	7	11-0-0	0-0-0	Lincoln, Sam (W 3-0)	5000	2:10
Feb 15, 2026	vs #11 Nebraska	L 2-3	7	11-1-0	0-0-0	Canady, Nija (L 4-1)	4908	1:57
Feb 19, 2026	vs Fresno State	w 12-2	5	12-1-0	0-0-0	Canady, Nija (W 5-1)	0	1:30
Feb 20, 2026	vs Bethune Cookman	w 8-0	5	13-1-0	0-0-0	Lincoln, Sam (W 4-0)	0	1:17
Feb 21, 2026	vs Cal State Fullerton	w 6-3	7	14-1-0	0-0-0	Terry, Kaitl (W 5-0)	0	2:23
Feb 21, 2026	vs San Diego St.	w 5-0	7	15-1-0	0-0-0	Canady, Nija (W 6-1)	0	2:30
Feb 22, 2026	vs UC Riverside	w 16-0	5	16-1-0	0-0-0	Terry, Kaitl (W 6-0)	0	1:50
Feb 26, 2026	ABILENE CHRISTIAN	w 24-0	5	17-1-0	0-0-0	Canady, Nija (W 7-1)	1626	1:47
Feb 27, 2026	NORTH TEXAS	w 10-2	5	18-1-0	0-0-0	Terry, Kaitl (W 7-0)	1697	1:35
Feb 28, 2026	TEXAS A&M CC	w 18-0	5	19-1-0	0-0-0	Canady, Nija (W 8-1)	1600	1:45
Feb 28, 2026	DETROIT MERCY	w 9-0	5	20-1-0	0-0-0	Terry, Kaitl (W 8-0)	1827	1:25
Mar 01, 2026	TEXAS A&M CC	w 24-1	5	21-1-0	0-0-0	Spearman, De (W 1-0)	1600	1:54
Mar 01, 2026	NORTH TEXAS	w 7-2	7	22-1-0	0-0-0	Terry, Kaitl (W 9-0)	1815	1:45
* Mar 04, 2026	at Houston	w 10-0	5	23-1-0	1-0-0	Canady, Nija (W 9-1)	0	
* Mar 06, 2026	at Houston-2	w 11-1	5	24-1-0	2-0-0	Terry, Kaitl (W 10-0)	-	
* Mar 07, 2026	at Houston	w 12-6	7	25-1-0	3-0-0	Terry, Kaitl (W 11-0)	0	
* Mar 13, 2026	#12 ARIZONA	L 0-9	5	25-2-0	3-1-0	Canady, Nija (L 9-2)	1758	1:35
* Mar 14, 2026	#12 ARIZONA-1	w 14-6	6	26-2-0	4-1-0	Lincoln, Sam (W 5-0)	-	2:08
* Mar 14, 2026	#12 ARIZONA-2	w 8-0	5	27-2-0	5-1-0	Canady, Nija (W 10-2)	2122	1:45
* Mar 20, 2026	at #21 UCF	w 4-3	7	28-2-0	6-1-0	Canady, Nija (W 11-2)	850	2:13
* Mar 21, 2026	at #21 UCF	w 9-0	6	29-2-0	7-1-0	Terry, Kaitl (W 12-0)	840	2:14
* Mar 22, 2026	at #21 UCF	w 7-2	7	30-2-0	8-1-0	Lincoln, Sam (W 6-0)	751	2:27
Mar 24, 2026	at Tarleton State	w 12-0	7	31-2-0	8-1-0	Canady, Nija (W 12-2)	750	2:07
* Mar 27, 2026	IOWA STATE	w 9-1	5	32-2-0	9-1-0	Canady, Nija (W 13-2)	1311	1:35
* Mar 28, 2026	IOWA STATE	w 10-2	5	33-2-0	10-1-0	Terry, Kaitl (W 13-0)	1743	1:55
* Mar 29, 2026	IOWA STATE	w 17-6	5	34-2-0	11-1-0	Lincoln, Sam (W 7-0)	1565	1:55
Mar 31, 2026	at Abilene Christian	w 9-1	5	35-2-0	11-1-0	Terry, Kaitl (W 14-0)	885	1:30
* Apr 02, 2026	BYU	w 11-1	6	36-2-0	12-1-0	Canady, Nija (W 14-2)	1310	1:35
* Apr 03, 2026	BYU	w 10-1	5	37-2-0	13-1-0	Terry, Kaitl (W 15-0)	1779	1:34
* Apr 04, 2026	BYU	w 12-4	5	38-2-0	14-1-0	Canady, Nija (W 15-2)	1684	1:56

Overall	38-2
Conference	14-1
Non-Conference	24-1
Home games	14-1
Away games	11-0
Neutral site	13-1
Day games	28-1
Night games	10-1
vs Left starter	4-1
vs Right starter	34-1
1-Run games	3-1
2-Run games	0-0
5+Run games	34-1
Extra innings	0-0
Shutouts	14-1
Scoring 0-2 runs	0-2
..... 3-5 runs	6-0
..... 6-9 runs	10-0
..... 10+ runs	22-0
Opponent 0-2 runs	31-0
..... 3-5 runs	4-1
..... 6-9 runs	3-1
..... 10+ runs	0-0
After 4 leading	33-0
..... trailing	1-2
..... tied	4-0
After 5 leading	13-0
..... trailing	0-1
..... tied	1-0
After 6 leading	10-0
..... trailing	0-1
..... tied	1-0
Hit 0 home runs	7-2
... 1 home run	8-0
... 2+ home runs	23-0
Opponent 0 home runs	25-0
..... 1 home run	10-1
..... 2+ HRs	3-1
Made 0 errors	25-1
.... 1 error	7-0
.... 2+ errors	6-1
Opp. made 0 errors	10-1
..... 1 error	19-1
..... 2+ errors	9-0
Out-hit opponent	35-0
Out-hit by opponent	1-2
Hits are tied	2-0

( ) extra inning game

2026 QUICK FACTS

GENERAL INFORMATION //

School \_\_\_\_\_ Texas Tech University  
 Location \_\_\_\_\_ Lubbock, Texas  
 Founded \_\_\_\_\_ 1923  
 Enrollment \_\_\_\_\_ 41,045  
 Nickname \_\_\_\_\_ Red Raiders  
 Colors \_\_\_\_\_ Scarlet & Black  
 Official Mascot \_\_\_\_\_ Masked Rider (horse and rider)  
 Unofficial Mascot \_\_\_\_\_ Raider Red (cartoon figure)  
 Facility \_\_\_\_\_ Rocky Johnson Field  
 Affiliation \_\_\_\_\_ NCAA Division I  
 Conference \_\_\_\_\_ Big 12  
 Chancellor \_\_\_\_\_ Tedd L. Mitchell, M.D.  
 President \_\_\_\_\_ Dr. Lawrence Schovanec  
 Athletics Director \_\_\_\_\_ Kirby Hocutt  
 Sr. Associate AD/SWA \_\_\_\_\_ Deedee Brown-Campbell  
 Associate AD/Compliance \_\_\_\_\_ Jennifer Brashear  
 Faculty Representative \_\_\_\_\_ Brian Shannon  
 Ticket Office \_\_\_\_\_ 806-742-TECH  
 Athletics Website \_\_\_\_\_ www.texastech.com  
 Department Main Number \_\_\_\_\_ (806) 742-3355

FACILITY INFORMATION //

Name \_\_\_\_\_ Tracy Sellers Field  
 Capacity \_\_\_\_\_ 1,181  
 Opened \_\_\_\_\_ 2001  
 Dimensions \_\_\_\_\_ L: 200 | C: 220 | R: 200

PROGRAM HISTORY //

Season of Softball \_\_\_\_\_ 34th (1981-85; 1996-Present)  
 All-Time Record \_\_\_\_\_ 890-887-4  
 Big 12 Conference Record (1996-Present) \_\_\_\_\_ 187-350  
 NCAA Regional Appearances \_\_\_\_\_ Seven (1999, 2001, 2010, 2011, 2012, 2019, 2025)  
 NCAA Division I Tournament Record \_\_\_\_\_ 22-14  
 Last Appearance \_\_\_\_\_ 2025, NCAA WCWS (Oklahoma City, Okla.)

SOFTBALL STAFF //

Head Coach \_\_\_\_\_ Gerry Glasco (Second Season)  
 Career Record \_\_\_\_\_ 392-104  
 Texas Tech Record \_\_\_\_\_ 93-16  
 Big 12 Record \_\_\_\_\_ 35-5  
 X (formerly Twitter) \_\_\_\_\_ @GerryGlasco  
 Assoc. Coach \_\_\_\_\_ Tara Archibald (2nd season)  
 Asst. Coach \_\_\_\_\_ Hunter Veach (2nd season)  
 Asst. Coach \_\_\_\_\_ Kayla Kowalik (2nd season)  
 Director of Operations \_\_\_\_\_ Tari Morrison (1st Season)  
 Strength and Conditioning \_\_\_\_\_ Tyler Cook (7th Season)  
 Athletic Trainer \_\_\_\_\_ Erika Rowe

TEAM INFORMATION //

2025 Record \_\_\_\_\_ 54-14  
 Big 12 Record \_\_\_\_\_ 20-4  
 Big 12 Finish \_\_\_\_\_ 1st  
 Big 12 Championship Finish \_\_\_\_\_ 1st  
 Home Record \_\_\_\_\_ 20-2  
 Away Record \_\_\_\_\_ 15-8  
 Neutral Site Record \_\_\_\_\_ 19-4  
 Postseason \_\_\_\_\_ 12-2  
 Final Ranking \_\_\_\_\_ 2nd  
 Letterwinners Returning/Lost \_\_\_\_\_ 10/7  
 Position Starters Returning/Lost \_\_\_\_\_ 6/3  
 Pitchers Returning/Lost \_\_\_\_\_ 3/0  
 Newcomers \_\_\_\_\_ 20

Top Returning Position Players \_\_\_\_\_  
 Mihya Davis, Alana Johnson, Hailey Toney, Lauren Allred, Logan Halleman, Victoria Valdez, Makayla Garcia  
 Top Returning Pitchers \_\_\_\_\_ NiJaree Canady, Samantha Lincoln, Chloe Riassetto  
 Top Newcomers \_\_\_\_\_ Mia Williams, Taylor Pannell, Kaitlyn Terry, Jackie Lis, Jasmyrn Burns, Lagi Quiroga, Desirae Spearman

ATHLETIC COMMUNICATIONS //

Softball Contact \_\_\_\_\_ Jay Strader  
 Email \_\_\_\_\_ jay.strader@ttu.edu

2026 INDIVIDUAL STATISTICS (ALL GAMES)

Player	avg	gp-gs	ab	r	h	2b	3b	hr	rbi	tb	slg%	bb	hp	so	gdp	ob%	sf	sh	sb-att	po	a	e	fld%	
Terry, Kaitl	.525	39-39	199	43	52	10	1	7	41	85	.859	25	0	6	0	.606	3	0	8-12	38	17	2	.965	
Davis, Mihyi	.466	40-40	133	57	62	10	3	7	37	99	.744	15	1	8	0	.520	1	0	29-34	31	0	1	.969	
Lis, Jackie	.460	38-31	87	30	40	7	1	10	43	79	.908	19	0	5	0	.541	3	0	2-2	98	2	0	1.000	
Williams, Mi	.456	40-40	114	55	52	14	0	14	49	108	.947	22	3	9	2	.538	4	3	16-17	48	40	6	.936	
Quiroga, Lag	.387	30-29	62	27	24	3	0	11	31	60	.968	19	1	9	0	.518	3	1	3-3	118	6	0	1.000	
Spearman, De	.386	37-33	70	33	27	8	0	9	38	62	.886	20	2	9	0	.521	2	0	2-3	27	4	3	.912	
Toney, Haile	.363	40-37	91	32	33	3	1	5	30	53	.582	11	0	12	1	.427	1	3	15-15	31	39	5	.933	
Pannell, Tay	.361	40-40	122	38	44	7	1	5	35	68	.557	13	1	6	2	.420	2	0	8-10	19	49	1	.986	
Allred, Laur	.348	36-30	66	35	23	7	1	3	22	41	.621	18	7	3	0	.516	2	0	3-4	60	0	1	.984	
Burns, Jasmy	.342	32-29	76	16	26	4	0	8	29	54	.711	14	4	11	1	.463	1	0	1-1	72	4	0	1.000	
-----																								
Dobbs, Allys	1.000	1-0	1	0	1	0	0	0	2	1	1.000	0	0	0	0	1.000	0	0	0-0	0	0	0	.000	
Hinson, Bria	.500	3-0	2	1	1	0	0	0	0	1	.500	0	0	0	0	.500	0	0	0-0	0	0	0	.000	
Garcia, Maka	.400	20-0	5	12	2	1	0	1	3	6	1.200	0	0	0	1	.400	0	0	0-0	4	0	1	.800	
Halleman, Lo	.333	30-5	9	12	3	0	0	0	0	3	.333	3	0	0	0	.500	0	1	5-5	14	2	0	1.000	
Canady, Nija	.217	17-14	23	2	5	2	0	1	8	10	.435	2	1	5	0	.308	0	0	0-0	15	8	0	1.000	
Johnson, Ala	.214	10-6	14	6	3	0	0	1	2	6	.429	4	1	1	0	.421	0	0	1-1	5	0	0	1.000	
Valdez, Vict	.000	26-9	10	1	0	0	0	0	0	0	.000	2	1	5	0	.231	0	0	0-0	95	4	1	.990	
Conde, Angel	.000	3-0	2	1	0	0	0	0	0	0	.000	1	0	0	0	.333	0	0	0-0	0	1	0	1.000	
Hensley, Tim	.000	7-0	0	4	0	0	0	0	0	0	.000	0	0	0	0	.000	0	0	0-0	0	1	0	1.000	
Riassetto, C	.000	1-0	0	0	0	0	0	0	0	0	.000	0	0	0	0	.000	0	0	0-0	2	0	0	1.000	
Totals	.404	40	986	405	398	76	8	82	370	736	.746	188	22	89	7	.499	22	8	93-107	678	183	22	.975	
Opponents	.170	40	806	68	137	24	2	22	62	231	.287	53	17	274	5	.236	2	5	9-16	625	242	43	.953	

(All games Sorted by Earned run avg)

Player	era	w-l	app	gs	cg	sho	sv	ip	h	r	er	bb	so	2b	3b	hr	b/avg	wp	bk	sfa	sha
Canady, Nija	1.29	15-2	22	15	10	5/3	2	92.1	42	24	17	23	133	7	1	8	.132	3	9	0	0
Terry, Kaitl	1.73	15-0	18	15	9	3/1	0	76.2	52	23	19	17	92	11	0	7	.189	1	5	0	2
Lincoln, Sam	2.38	7-0	14	10	4	1/4	0	47.0	33	18	16	9	42	5	0	6	.192	1	3	0	1
-----																					
Riassetto, C	1.31	0-0	5	0	0	0/2	0	5.1	6	1	1	0	2	0	1	1	.261	0	0	0	0
Spearman, De	3.00	1-0	3	0	0	0/1	0	4.2	4	2	2	4	5	1	0	0	.222	0	0	0	0
Totals	1.70	38-2	40	40	23	14/5	2	226.0	137	68	55	53	274	24	2	22	.170	5	17	0	2

BIG 12 STATS

Player	avg	gp-gs	ab	r	h	2b	3b	hr	rbi	tb	slg%	bb	hp	so	gdp	ob%	sf	sh	sb-att	po	a	e	fld%
Terry, Kaitl	.512	15-15	41	19	21	2	0	6	26	41	1.000	13	0	2	0	.596	3	0	3-6	13	10	1	.958
Lis, Jackie	.486	15-14	37	13	18	2	0	6	20	38	1.027	10	0	3	0	.583	1	0	1-1	55	0	0	1.000
Williams, Mi	.429	15-15	42	19	18	3	0	5	11	36	.857	11	1	4	2	.545	1	1	3-3	18	16	5	.872
Toney, Haile	.382	15-15	34	13	13	2	0	2	10	21	.618	5	0	5	0	.462	0	1	6-6	11	17	2	.933
Davis, Mihyi	.380	15-15	50	21	19	2	1	4	13	35	.700	9	0	4	0	.475	0	0	6-8	13	0	0	1.000
Spearman, De	.370	15-14	27	12	10	2	0	3	14	21	.778	7	2	4	0	.514	1	0	1-1	12	0	2	.857
Burns, Jasmy	.344	12-12	32	4	11	1	0	2	10	18	.563	5	1	5	1	.447	0	0	0-0	29	2	0	1.000
Quiroga, Lag	.333	8-8	18	8	6	0	0	3	6	15	.833	6	0	1	0	.480	1	0	1-1	40	1	0	1.000
Allred, Laur	.320	13-11	25	14	8	2	0	1	8	13	.520	8	2	2	0	.514	0	0	3-3	16	0	1	.941
Pannell, Tay	.295	15-15	44	13	13	2	0	1	9	18	.409	6	1	3	0	.385	1	0	2-4	8	18	0	1.000
-----																							
Valdez, Vict	.000	9-5	3	0	0	0	0	0	0	0	.000	0	0	1	0	.000	0	0	0-0	28	0	0	1.000
Garcia, Maka	.000	10-0	2	5	0	0	0	0	0	0	.000	0	0	0	0	.000	0	0	0-0	2	0	0	1.000
Canady, Nija	.000	2-1	2	0	0	0	0	0	0	0	.000	0	0	0	0	.000	0	0	0-0	4	2	0	1.000
Halleman, Lo	.000	10-1	1	3	0	0	0	0	0	0	.000	1	0	0	0	.500	0	1	1-1	3	0	0	1.000
Hensley, Tim	.000	2-0	0	0	0	0	0	0	0	0	.000	0	0	0	0	.000	0	0	0-0	0	0	0	.000
Totals	.383	15	358	144	137	18	1	33	127	256	.715	81	7	34	3	.496	8	3	27-34	252	67	11	.967
Opponents	.186	15	311	42	58	12	1	15	39	117	.376	20	14	94	0	.266	1	4	1-3	231	95	20	.942

(Big 12 games only Sorted by Earned run avg)

Player	era	w-l	app	gs	cg	sho	sv	ip	h	r	er	bb	so	2b	3b	hr	b/avg	wp	bk	sfa	sha
Canady, Nija	1.72	6-1	8	6	5	2/0	0	36.2	20	16	9	8	50	5	1	6	.152	1	8	0	0
Terry, Kaitl	2.49	5-0	6	5	4	1/0	0	25.1	20	11	9	5	24	4	0	4	.215	0	4	0	1
Lincoln, Sam	4.33	3-0	6	4	2	0/0	0	21.0	17	15	13	7	19	3	0	5	.213	1	2	0	0
-----																					
Riassetto, C	0.00	0-0	1	0	0	0/0	0	1.0	1	0	0	0	1	0	0	0	.167	0	0	0	0
Totals	2.58	14-1	15	15	11	3/0	0	84.0	58	42	31	20	94	12	1	15	.186	2	14		

# 2026 GAME-BY-GAME HITTING

Date	Opponent	ab	r	h	rbi	2b	3b	hr	tb	bb	ibb	sb	cs	hbp	sac	sf	gdp	k	po	a	e	lob	avg
Feb 05	at McNeese	25	13	13	13	3	0	4	28	2	0	0	0	3	0	2	0	1	15	4	2	4	.520
Feb 06	vs North Texas	22	10	9	10	0	2	3	22	3	0	2	1	1	0	0	0	2	15	3	0	2	.468
Feb 06	vs UL-Monroe	27	13	15	12	4	0	1	22	3	0	0	1	1	1	0	1	1	15	6	0	4	.500
Feb 07	at Texas A&M	28	3	6	3	1	0	2	13	0	0	0	0	0	0	0	0	7	21	8	0	4	.422
Feb 07	vs Providence	23	13	11	13	2	1	1	18	6	0	4	1	2	0	1	1	2	15	3	0	4	.432
Feb 08	vs Bryant	19	12	11	11	4	1	1	20	6	0	2	0	1	0	1	0	1	15	8	0	3	.451
Feb 12	vs Florida State	21	3	4	3	2	0	0	6	6	0	3	1	0	0	0	1	4	21	4	1	6	.418
Feb 12	vs Northwestern	29	5	8	5	4	0	0	12	2	0	0	0	1	1	1	0	3	21	3	1	8	.397
2/13/2026	at Florida Atlantic	22	8	7	8	2	0	2	15	3	0	4	0	1	0	0	0	1	15	2	0	3	.389
Feb 14	vs NC State	25	14	11	11	0	0	3	20	4	0	1	0	0	0	0	0	3	15	4	0	3	.394
Feb 14	vs James Madison	24	5	7	4	2	0	0	9	6	0	5	0	0	0	1	0	5	21	8	0	8	.385
Feb 15	vs Nebraska	26	2	5	2	2	0	0	7	0	0	3	0	0	0	1	0	11	18	2	0	4	.368
Feb 19	vs Fresno State	22	12	10	11	1	0	3	20	5	0	4	0	1	0	0	0	1	15	4	0	4	.374
Feb 20	vs Bethune Cookman	19	8	7	7	2	0	2	15	4	0	4	0	0	0	0	0	1	15	7	2	3	.373
Feb 21	vs Cal State Fullerton	27	6	7	6	1	0	1	11	3	0	4	1	0	2	1	0	2	21	7	0	6	.365
Feb 21	vs San Diego St.	27	5	7	4	1	0	0	8	5	0	3	0	0	1	1	0	0	21	5	0	8	.358
Feb 22	vs UC Riverside	30	16	15	14	4	0	3	28	8	0	1	0	0	0	0	0	1	15	3	0	7	.368
Feb 26	ABILENE CHRISTIAN	26	24	16	22	5	2	3	34	10	0	4	0	2	0	1	0	1	15	3	1	3	.382
Feb 27	NORTH TEXAS	25	10	11	8	1	0	3	21	5	0	6	0	0	0	0	0	2	15	8	2	6	.385
Feb 28	TEXAS A&M CC	27	18	16	18	3	1	3	30	6	0	3	0	0	0	1	0	1	15	0	0	4	.397
Feb 28	DETROIT MERCY	15	9	7	8	2	0	0	9	5	0	5	1	2	0	3	0	0	15	4	0	4	.399
Mar 01	TEXAS A&M CC	37	24	24	24	7	0	8	55	3	0	0	0	0	0	0	0	1	15	9	1	4	.416
Mar 01	NORTH TEXAS	26	7	8	7	1	0	2	15	4	0	2	0	0	0	0	0	1	21	5	1	5	.411
*Mar 04	at Houston	25	10	10	10	0	0	4	22	5	0	4	0	0	0	1	0	1	15	3	0	6	.410
*Mar 06	at Houston	22	11	11	10	4	1	0	17	3	0	6	0	1	0	4	0	2	15	3	2	4	.414
*Mar 07	at Houston	34	12	14	12	1	0	4	27	6	0	2	1	0	1	0	0	1	21	6	3	8	.413
*Mar 13	ARIZONA	19	0	4	0	1	0	0	5	1	0	0	0	0	0	0	0	4	15	2	2	5	.408
*Mar 14	ARIZONA	26	14	13	11	1	0	5	29	6	0	0	0	2	0	0	0	2	18	7	0	5	.411
*Mar 14	ARIZONA	18	8	7	7	0	0	1	10	4	0	2	2	1	0	0	0	2	15	5	0	3	.411
*Mar 20	at UCF	28	4	7	3	0	0	3	16	2	0	0	2	1	0	0	0	3	21	6	0	6	.405
*Mar 21	at UCF	25	9	6	7	3	0	0	9	6	0	0	0	0	0	1	2	3	18	7	0	5	.399
*Mar 22	at UCF	26	7	5	5	0	0	1	8	10	0	3	0	0	1	0	0	4	21	7	1	9	.392
Mar 24	at Tarleton State	35	12	17	12	3	0	3	29	3	0	2	0	0	0	0	0	3	21	4	0	5	.396
*Mar 27	IOWA STATE	19	9	8	8	1	0	3	18	5	0	0	1	0	1	0	0	4	15	1	0	3	.397
*Mar 28	IOWA STATE	23	10	12	9	0	0	1	15	7	0	3	0	0	0	0	0	1	15	4	0	8	.400
*Mar 29	IOWA STATE	27	17	14	14	2	0	5	31	3	0	0	0	2	0	0	0	1	15	3	0	3	.404
Mar 31	at Abilene Christian	21	9	9	7	1	0	1	13	5	0	4	1	0	0	0	1	0	15	2	0	2	.404
*Apr 02	BYU	20	11	5	10	0	0	2	11	10	0	1	0	0	0	1	1	3	18	1	2	4	.401
*Apr 03	BYU	21	10	9	10	2	0	2	17	7	0	1	0	0	0	0	0	2	15	6	1	6	.402
*Apr 04	BYU	25	12	12	11	3	0	2	21	6	0	5	1	0	0	1	0	1	15	6	0	7	.404
Totals		986	405	398	370	76	8	82	736	188	0	93	14	22	8	22	7	89	678	183	22	196	.404

## TEAM LEADERS

<b>Hits</b>	Mihyia Davis	62
<b>Doubles</b>	Mia Williams	14
<b>Triples</b>	Mihyia Davis	3
<b>Home Runs</b>	Mia Williams	14
<b>RBI</b>	Mia Williams	49
<b>Runs</b>	Mihyia Davis	57
<b>Walks</b>	Kaitlyn Terry	25
<b>Batting Average</b>	Kaitlyn Terry	.525
<b>Slugging %</b>	Lagi Quiroga	.968
<b>On-Base %</b>	Kaitlyn Terry	.606
<b>Stolen Bases</b>	Mihyia Davis	29

TEAM LEADERS

2026 GAME-BY-GAME PITCHING

Innings Pitched

NiJaree Canady 92.1

ERA

NiJaree Canady 1.29

Wins

Terry & Canady 15

Strikeouts

NiJaree Canady 133

Win %

Terry & Lincoln 100%

Batting Average

NiJaree Canady .132

Earned Runs (least amount)

Samantha Lincoln 13

Walks (least amount)

Samantha Lincoln 9

Saves

NiJaree Canady 2

Appearances

NiJaree Canady 22

Date	Opponent	ip	h	r	er	bb	so	2b	3b	hr	wp	bk	hbp	dp	ibb	score	w-l	sv	era
Feb 05	at McNeese	5.0	5	3	3	7	5	2	0	0	1	0	0	1	0	13-3	1-0	0	4.20
Feb 06	vs North Texas	5.0	3	2	2	0	7	0	0	1	0	0	0	0	0	10-2	2-0	0	3.50
Feb 06	vs UL-Monroe	5.0	2	1	1	2	7	0	0	1	0	0	0	0	0	13-1	3-0	0	2.80
Feb 07	at Texas A&M	7.0	4	2	2	0	5	0	0	1	0	0	1	0	0	3-2	4-0	0	2.55
Feb 07	vs Providence	5.0	5	1	1	1	10	0	1	1	0	0	0	1	0	13-1	5-0	0	2.33
Feb 08	vs Bryant	5.0	2	0	0	0	4	1	0	0	0	0	0	0	0	12-0	6-0	0	1.97
Feb 12	vs Florida State	7.0	4	2	1	0	6	2	0	0	0	0	0	1	0	3-2	7-0	1	1.79
Feb 12	vs Northwestern	7.0	3	0	0	2	9	0	0	0	0	0	1	0	0	5-0	8-0	1	1.52
2/13/2026	at Florida Atlantic	5.0	2	0	0	0	7	0	0	0	0	0	0	1	0	8-0	9-0	1	1.37
Feb 14	vs NC State	5.0	2	1	1	1	8	1	0	0	0	0	0	0	0	14-1	10-0	1	1.38
Feb 14	vs James Madison	7.0	5	0	0	0	7	0	0	0	0	0	0	0	0	5-0	11-0	1	1.22
Feb 15	vs Nebraska	6.0	6	3	3	1	7	2	0	1	0	0	0	0	0	2-3	11-1	1	1.42
Feb 19	vs Fresno State	5.0	3	2	2	3	7	0	0	0	0	0	0	0	0	12-2	12-1	1	1.51
Feb 20	vs Bethune Cookman	5.0	3	0	0	0	5	0	0	0	0	0	0	0	0	8-0	13-1	1	1.42
Feb 21	vs Cal State Fullerton	7.0	8	3	3	2	9	1	0	1	1	0	0	1	0	6-3	14-1	2	1.55
Feb 21	vs San Diego St.	7.0	2	0	0	1	11	0	0	0	0	0	0	0	0	5-0	15-1	2	1.43
Feb 22	vs UC Riverside	5.0	0	0	0	2	6	0	0	0	0	0	0	1	0	16-0	16-1	2	1.36
Feb 26	ABILENE CHRISTIAN	5.0	1	0	0	1	9	0	0	0	0	0	0	0	0	24-0	17-1	2	1.29
Feb 27	NORTH TEXAS	5.0	4	2	1	0	3	0	0	1	0	0	0	1	0	10-2	18-1	2	1.30
Feb 28	TEXAS A&M CC	5.0	0	0	0	3	13	0	0	0	1	0	0	0	0	18-0	19-1	2	1.24
Feb 28	DETROIT MERCY	5.0	0	0	0	2	5	0	0	0	0	0	0	1	0	9-0	20-1	2	1.19
Mar 01	TEXAS A&M CC	5.0	3	1	1	2	5	0	0	0	0	0	0	1	0	24-1	21-1	2	1.20
Mar 01	NORTH TEXAS	7.0	7	2	2	2	5	2	0	0	0	0	1	0	0	7-2	22-1	2	1.24
*Mar 04	at Houston	5.0	0	0	0	1	6	0	0	0	0	0	2	0	0	10-0	23-1	2	1.19
*Mar 06	at Houston	5.0	3	1	0	0	7	0	0	0	0	0	1	0	0	11-1	24-1	2	1.15
*Mar 07	at Houston	7.0	5	6	5	6	8	1	0	1	1	0	2	0	1	12-6	25-1	2	1.33
*Mar 13	ARIZONA	5.0	6	9	4	2	9	2	0	3	0	0	2	0	0	0-9	25-2	2	1.47
*Mar 14	ARIZONA	6.0	8	6	6	1	5	0	0	3	1	0	0	0	0	14-6	26-2	2	1.68
*Mar 14	ARIZONA	5.0	2	0	0	0	2	0	0	0	0	0	3	0	0	8-0	27-2	2	1.63
*Mar 20	at UCF	7.0	6	3	3	0	8	2	1	1	0	0	0	0	0	4-3	28-2	2	1.69
*Mar 21	at UCF	6.0	4	0	0	0	5	0	0	0	0	0	1	0	0	9-0	29-2	2	1.63
*Mar 22	at UCF	7.0	5	2	0	0	7	1	0	0	0	0	0	0	0	7-2	30-2	2	1.57
Mar 24	at Tarleton State	7.0	2	0	0	1	9	0	0	0	0	0	0	0	0	12-0	31-2	2	1.51
*Mar 27	IOWA STATE	5.0	2	1	1	2	8	0	0	1	0	0	0	0	0	9-1	32-2	2	1.51
*Mar 28	IOWA STATE	5.0	4	2	2	3	3	2	0	1	0	0	0	0	0	10-2	33-2	2	1.54
*Mar 29	IOWA STATE	5.0	5	6	6	1	5	1	0	3	0	0	1	0	0	17-6	34-2	2	1.71
Mar 31	at Abilene Christian	5.0	3	1	1	0	11	1	0	0	0	0	0	0	0	9-1	35-2	2	1.70
*Apr 02	BYU	6.0	2	1	0	0	11	1	0	0	0	0	1	0	0	11-1	36-2	2	1.65
*Apr 03	BYU	5.0	2	1	0	1	4	1	0	0	0	0	1	0	0	10-1	37-2	2	1.62
*Apr 04	BYU	5.0	4	4	4	3	6	1	0	2	0	0	0	0	0	12-4	38-2	2	1.70
Totals		226.0	137	68	55	53	274	24	2	22	5	0	17	9	1	405-68	38-2	2	1.70

# SINGLE-GAME RECORDS

## OFFENSIVE RECORDS (TEAM)

Longest game \_\_\_\_\_ 15 innings (5-3) vs. Southwest Texas (2/11/96)  
 Runs \_\_\_\_\_ 24, x3, last v. Texas A&M-Corpus Christi(3/1/26)  
 Runs by opponent \_\_\_\_\_ 23, vs. No. 1 Texas (5/4/24)  
 Runs, both teams \_\_\_\_\_ 37, Texas Tech 19, Oklahoma State 18 (4/3/16)  
 Runs in an inning \_\_\_\_\_ 20, vs. NCCU (3/12/10)  
 Hits \_\_\_\_\_ 24, v. Texas A&M-Corpus Christi (3/1/26)  
 Hits, both teams \_\_\_\_\_ 36, vs. Kansas (4/13/24)  
 At bats \_\_\_\_\_ 57, vs. Southwest Texas (2/11/96)  
 Doubles \_\_\_\_\_ 9, vs. Eastern New Mexico (3/30/05)  
 Triples \_\_\_\_\_ 3, four times, vs. Eastern New Mexico (3/27/97), Utah Valley (2/18/11)  
 \_\_\_\_\_ UT Arlington (3/6/14) and at CSUN (3/9/18)  
 Home runs \_\_\_\_\_ 8, v. Texas A&M-Corpus Christi (3/1/26)  
 Grand Slams \_\_\_\_\_ 3, vs. Tarleton State (3/21/21)  
 RBI \_\_\_\_\_ 24, v. Texas A&M-Corpus Christi(3/1/26)  
 Stolen Bases \_\_\_\_\_ 8, vs. Texas A&M-Corpus Christi (3/17/01)  
 Sacrifice hits \_\_\_\_\_ 5, vs. Nebraska (4/2/00)  
 Sacrifice flies \_\_\_\_\_ 3, x3, last v. Detroit Mercy (2/28/26)  
 Walks \_\_\_\_\_ 18, vs. Colorado State (3/17/11)  
 Strikeouts \_\_\_\_\_ 17, three times, last vs. Texas (4/13/17)

## PITCHING RECORDS (TEAM)

Innings pitched \_\_\_\_\_ 15.0, vs. Southwest Texas (2/11/96)  
 Runs \_\_\_\_\_ 23, vs. No. 1 Texas (5/4/24)  
 Hits \_\_\_\_\_ 19, vs. No. 1 Oklahoma (4/10/22)  
 Home runs allowed \_\_\_\_\_ 7, (twice) vs. Texas (4/22/11), vs. No. 1 Oklahoma (4/10/22)  
 Walks \_\_\_\_\_ 12, vs. UTSA (2/6/15)  
 Strikeouts \_\_\_\_\_ 16, twice, vs. Nebraska (4/10/98), at Kansas (4/17/21)

## FIELDING RECORDS (TEAM)

Putouts \_\_\_\_\_ 45, vs. Southwest Texas (2/11/96)  
 Assists \_\_\_\_\_ 30, vs. Southwest Texas (2/11/96)  
 Errors \_\_\_\_\_ 9, vs. New Mexico (3/31/96)  
 Double plays \_\_\_\_\_ 3, vs. No. 21 Baylor (4/6/24)  
 Last triple play \_\_\_\_\_ vs. BYU (2/10/11)

## OFFENSIVE RECORDS (INDIVIDUAL)

Runs scored \_\_\_\_\_ 5, Mikey Kenney at Iowa State (4/10/11)  
 At bats \_\_\_\_\_ 7, Christine Evans, Elizabeth Slaton vs. Southwest Texas (2/11/96)  
 Hits \_\_\_\_\_ 5, Stephanie Drewry vs. USF (2/27/09)  
 \_\_\_\_\_ Shelby Johnson vs. IPFW (3/9/13)  
 Doubles \_\_\_\_\_ 3, Kim Martinez, twice, last vs. Cornell (3/19/97)  
 \_\_\_\_\_ Breanna Russell, at Iowa State (3/31/19)  
 \_\_\_\_\_ Abbie Orrick, vs. Kansas (4/1/22)  
 \_\_\_\_\_ Desirae Spearman, v. Texas A&M-Corpus Christi (3/1/26)  
 Triples \_\_\_\_\_ 2, Denise Jackson vs. New Mexico (2/7/98)  
 \_\_\_\_\_ Logan Hall vs. Utah Valley (2/18/11)  
 Home runs \_\_\_\_\_ 3, Jessica Hartwell vs. Baylor (4/6/18)  
 Grand slam \_\_\_\_\_ 2, Karli Hamilton vs. Tarleton State (3/21/21)  
 RBI \_\_\_\_\_ 9, Karli Hamilton vs. Tarleton State (3/21/21)  
 Stolen bases \_\_\_\_\_ 4, four times, last by Mihyia Davis vs. UIC (2/22/25)  
 Walks \_\_\_\_\_ 4, seven times, last by Kaitlyn Terry at UCF (3/22/26)

## PITCHING RECORDS (INDIVIDUAL)

Innings pitched \_\_\_\_\_ 15, Emily Hays vs. Southwest Texas (2/11/96)  
 Strikeouts \_\_\_\_\_ 16, Missy Zoch at Kansas (4/17/21)  
 Runs allowed \_\_\_\_\_ 14, Jenny Cannon vs. Missouri (4/20/96)  
 Hits allowed \_\_\_\_\_ 17, Jenny Cannon vs. Iowa State (4/6/96)  
 Home runs allowed \_\_\_\_\_ 6, Erin Edmondson vs. No. 1 Oklahoma (5/14/21)  
 Walks allowed \_\_\_\_\_ 10, Mattison Maisel at Alabama (2/15/17)

## FIELDING RECORDS (INDIVIDUAL)

Putouts \_\_\_\_\_ 17, twice, last by Jessica Hartwell at Kansas (4/27/18)  
 Assists \_\_\_\_\_ 11, Emily Hayes vs. Southwest Texas (2/11/96)

# TRACY SELLERS FIELD RECORDS

## TRACY SELLERS FIELD RECORDS

Single-Season Winning Percentage  
 2025 20-2 (.909) || 2020 - 6-0 (1.000)\*  
 \*season cut short due to COVID-19 outbreak

Most Wins in a Single Season  
 26 - 2011

Most Losses in a Single Season  
 14 - 2017


First Game at Tracy Sellers Field  
 March 29, 2001 vs. Texas A&M (DH)

First Victory at Tracy Sellers Field  
 March 29, 2001- Texas Tech 1, Texas A&M 0

ALL-TIME RECORD  
 278-199 (.567)

## TOP 25 WINS AT TRACY SELELRS FIELD

March 29, 2001 - vs. #20 Texas A&M (1-0, 10 innings)  
 March 19, 2003 - vs. #22 Texas A&M (4-1)  
 April 1, 2006 - vs. #15 Texas A&M (3-2)  
 April 22, 2010 - vs. #7 Oklahoma State (DH) (6-0, 4-1)  
 April 1, 2011 - vs. #14 Oklahoma (5-0)  
 April 11, 2012 - vs. #5 Texas (5-2)  
 April 18, 2012 - vs. #19 Texas A&M (8-6)  
 April 20, 2012 - vs. #25 Baylor (3-1)  
 April 22, 2012 - vs. #25 Baylor (6-5)  
 April 10, 2015- vs. #25 Kansas (8-7)  
 April 12, 2015- vs. #25 Kansas (5-4)  
 March 30, 2018 - vs. #25 Oklahoma State (4-3, 8 innings)  
 April 6, 2019 - vs. #11 Texas (3-2)  
 April 14, 2023 - vs. #18 Baylor (10-8)  
 April 29, 2023 - vs. #7 Oklahoma State (4-3, 8 innings)



## YEAR-BY-YEAR RECORD

YEAR	RECORD	WIN %
2001*	5-5	.500
2002	3-12	.200
2003	8-10	.444
2004	12-12	.500
2005	6-10	.375
2006	4-7	.364
2007	0-7	.000
2008	13-6	.684
2009	1-9	.100
2010	21-7	.750
2011	26-9	.743
2012	18-4	.818
2013	9-12	.429
2014	17-6	.739
2015	7-8	.467
2016	11-7	.611
2017	4-14	.222
2018	11-9	.533
2019	16-6	.615
2020+	6-0	1.000
2021	12-12	.500
2022	13-9	.591
2023	13-7	.650
2024	9-10	.474
2025	20-2^	.900
<b>2026</b>	<b>14-1</b>	<b>.910</b>
<b>TOTAL</b>	<b>278-199</b>	<b>.567</b>

\* First game at "The Rock" was delayed until March 29, 2001, against No. 20 Texas A&M.  
 + 2020 season cut short on March 13 due to COVID-19  
 ^ Game 1 against Detroit Mercy was technically listed as neutral site game due to schedule change

# SINGLE-SEASON TEAM RECORDS

## WIN-LOSS RECORDS

Best win/loss record	54-14, .794 (2025)
Worst win/loss record	4-44, .083 (1996)
Best overall home record	20-2, .910 (2025)
Worst overall home	0-7, .000 (2007)
Best Big 12 win/loss record	20-4, .833 (2025)
Worst Big 12 win/loss record	1-20, .048 (1996)
Best away record (neutral sites included)	32-8, .800 (1998)
Most mercy-run rule games	27 (2026)
Most games played	68 (2025)
Fewest games played	47 (2021)
Consecutive win streak	24 (2011)
Consecutive loss streak	18 (1996)
Most wins	54 (2025)
Most losses	44 (4-44 in 1996)
Most home wins	26 (2011)
Most home losses	19 (1996)
Consecutive home wins	19 (2/18/11 through 3/9/2011)
Most road wins	32 (away & neutral, 1998)
Most road losses	28 (away & neutral, 2006)
Consecutive road wins	12 (away & neutral, 1998)
Most Big 12 wins	20 (2025)
Most Big 12 losses	20 (1996)
Fewest Big 12 losses	4 (2025)
Consecutive Big 12 wins	12 (2025)
Most Big 12 home wins	10 (2025)
Most Big 12 home losses	11 (1996)
Fewest Big 12 home losses	2 (1999 & 2025)
Consecutive Big 12 home wins	10 (April 4 - 26, 2025)
Most Big 12 road wins	10 (2025)
Most Big 12 road losses	9 (1996)
Fewest Big 12 road losses	2 (1998 & 2025)
Consecutive Big 12 road wins	6 (2025)

## OFFENSIVE RECORDS

Batting average	.341 (2011)
Runs	416 (2011)
Hits	552 (2025)
At bats	1773 (1999)
Doubles	93 (2023 & 2025)
Triples	19 (2018)
Home runs	82 (2026)
RBI	371 (2026)
Total bases	853 (2025)
Slugging pct.	.543 (2023)
Stolen bases	109 (2025)
Sacrifices	72 (2000)
Most times struck out	356 (2006)
Walks	223 (2013)
Hit by pitches	55 (2014)

## PITCHING RECORDS

Consecutive hitless innings	11.0 (2026)
Consecutive shutout innings	33.0 (2025)
Shutouts	26 (2025)
Innings pitched	456.0 (1999)
Hits allowed	470 (2017)
Fewest hits allowed	243 (1996)
Runs allowed	348 (2016)
Fewest runs allowed	130 (1998)
Earned runs allowed	284 (2016)
Fewest earned runs allowed	88 (1998, 2001)
Walks allowed	184 (2017)
Fewest walks allowed	65 (1996)
Strikeouts	454 (2001)
Complete games	56 (1999)
Wild pitches	40 (2014)
Lowest earned run average	1.47 (2001)
Highest earned run average	7.58 (1996)
No-hitters	4 (2026)
Consecutive no-hitters	NiJaree Canady & Katilyn Terry (2/28/2026)
Perfect games	1, 5x, last (2025)

## FIELDING RECORDS

Highest fielding percentage	.975 (2021)
Lowest fielding percentage	.895 (1996)
Double plays	34 (2025)
Putouts	1,366 (1999)
Assists	638 (2006)
Errors	123 (1997)
Fewest errors	31 (2021)

# SINGLE-SEASON INDIVIDUAL RECORDS

## HITTING

### BATTING AVERAGE (MIN. 100 AB)

1.	Kim Martinez (1997)	.492
2.	Sydni Emanuel (2014)	.418
3.	Kailey Wyckoff (2024)	.407
4.	Jessica Hartwell (2018)	.400
5.	Karli Hamilton (2019)	.398
6.	Kailey Wyckoff (2023)	.393
7.	Mihyia Davis (2025)	.389
7.	Raven Richardson (2011)	.384
8.	Emily Bledsoe (2011)	.383
9.	Heaven Burton (2018)	.379
	Ashley Parker (2007)	.379

### AT BATS

1.	Mihyia Davis (2025)	239
2.	Sandy Butler (1999)	219
3.	Sandy Butler (1998)	213
4.	Michaela Cochran (2018)	205
5.	Kristi Robles (2003)	202
6.	Kim Martinez (1999)	201
7.	Leah Legler (2008)	198
8.	Heaven Burton (2019)	197
9.	Jenny Kohler (1998)	196
	Karli Hamilton (2019)	196

### HITS

1.	Mihyia Davis (2025)	93
2.	Kim Martinez (1997)	91
3.	Karli Hamilton (2019)	78
4.	Sandy Butler (1998)	75
5.	Heaven Burton (2018)	74
	Sandy Butler (1999)	74
7.	Michaela Cochran (2018)	73
8.	Heaven Burton (2019)	70
9.	Sydni Emanuel (2014)	69
10.	Jessica Hartwell (2018)	66
	Ashley Parker (2007)	66

### RUNS SCORED

1.	Mihyia Davis (2025)	64
2.	Jessica Hartwell (2018)	63
3.	Mikey Kenney (2011)	60
4.	Karli Hamilton (2019)	58
5.	Emily Bledsoe (2011)	56
	Kim Martinez (1997)	56
7.	Lauren Allred (2025)	53
8.	Hailey Toney (2025)	51
9.	Paula Workman (1997)	49
10.	Sandy Butler (1998)	48
	Mikey Kenney (2013)	48
	Sydni Emanuel (2014)	48

### RBI

1.	Kim Martinez (1997)	70
2.	Sandy James (2011)	62
3.	Jessica Hartwell (2018)	61
4.	Logan Hall (2011)	55
	Cydney Allen (2011)	55
	Adriana Perez (2012)	55
7.	Lauren Allred (2025)	54
8.	Jessica Hartwell (2019)	51
9.	Karli Hamilton (2018)	50
	Kierra Miles (2016)	50
	Adriana Perez (2013)	50

### HOME RUNS

1.	Jessica Hartwell (2018)	20
2.	Kierra Miles (2016)	17
3.	Sandy James (2011)	16
	Ellie Bailey (2023)	16
5.	Mikey Kenney (2010)	15
	Kim Martinez (1997)	15
	Adriana Perez (2012)	15
8.	Adriana Perez (2013)	14
	Trenity Edwards (2019)	14
	Mia Williams (2026)	14

### TRIPLES

1.	Karli Hamilton (2019)	8
2.	Mihyia Davis (2025)	6
3.	Heaven Burton (2018)	5
	Karli Hamilton (2018)	5
	Kailey Wyckoff (2023)	5
6.	Jessica Hartwell (2018 & 2019)	4
	Kiani Ramsey (2016 & 17)	4
	Leah Legler (2008)	4
	Denise Jackson (1997 & 1998)	4
	Kim Martinez (1997)	4

### DOUBLES

1.	Kim Martinez (1997)	21
2.	Emily Bledsoe (2010)	18
3.	Logan Hall (2012)	17
	Sandy James (2013)	17
5.	Logan Hall (2010)	16
	Jenny Kohler (1998)	16
7.	Emily Bledsoe (2011)	15
	Makinzy Herzog (2023)	15
	Mikey Kenney (2011)	15
	Kim Martinez (1999)	15
	Elyssa Sigala (2004)	15
	Kailey Wyckoff (2023)	15

### TOTAL BASES

1.	Kim Martinez (1997)	165
2.	Jessica Hartwell (2018)	148
3.	Mihyia Davis (2025)	131
4.	Karli Hamilton (2019)	128
5.	Kierra Miles (2016)	118
6.	Mikey Kenney (2013)	113
7.	Sandy James (2011)	112
8.	Kim Martinez (1999)	111
	Adriana Perez (2012)	111
	Kailey Wyckoff (2023)	111

### STOLEN BASES

1.	Sydni Emanuel (2014)	36
2.	Ashley Parker (2006)	34
3.	Mihyia Davis (2026)	29
4.	Mihyia Davis (2025)	28
5.	Sandy Butler (1998)	26
	Sandy Butler (2001)	26
7.	Jordan Bettiol (2016)	24
	Ashley Parker (2007)	24
9.	Kierra Miles (2017)	22
	Heaven Burton (2019)	22

### SACRIFICE FLIES

1.	Breanna Russell (2019)	6
2.	Hailey Toney (2025)	5
	Jennifer Corkin (2007)	5
4.	Mia Williams (2026)	4
	Logan Hall (2011)	4
	Sandy James (2012)	4
	Emily Bledsoe (2012)	4
	Cassie McClure (2014)	4
9.	15 players tied	3

### LONGEST HITTING STREAK

1.	Kaitlyn Terry (2026)	24 games
2.	Elysasa Sigala (2004)	21 games
3.	Karli Hamilton (2018)	19 games
4.	Heaven Burton (2018)	16 games
5.	Mihyia Davis (2025)	14 games
	Michaela Cochran (2018)	14 games
	Adriana Perez (2012)	14 games

## EARNED RUN AVERAGE

(Min. 80 IP)

1.	Amanda Renfro (2001)	1.08
2.	NiJaree Canady (2025)	1.13
3.	Amanda Renfro (1998)	1.28
4.	Amanda Renfro (2000)	1.35
5.	Amanda Renfro (1999)	1.49
6.	Emily Hayes (1998)	1.71
7.	Emily Hayes (1997)	1.93
8.	Ashley Jacobs (2010)	2.01
9.	Emily Hayes (1999)	2.20

## WINS

1.	Amanda Renfro (2001)	34
	NiJaree Canady (2025)	34
3.	Cara Custer (2012)	25
4.	Amanda Renfro (1998)	23
5.	Amanda Renfro (1999)	21
6.	Erin Edmondson (2019)	20
7.	Missy Zoch (2019)	18
8.	Erin Edmondson (2018)	17
	Ashly Jacobs (2007)	17
10.	Danielle Brady (1997)	16

## STRIKEOUTS

1.	Amanda Renfro (2001)	421
2.	NiJaree Canady (2025)	319
3.	Amanda Renfro (2000)	283
4.	Amanda Renfro (1999)	273
5.	Amanda Renfro (1998)	249
6.	Missy Zoch (2019)	163
7.	Erin Edmondson (2019)	161
8.	Cara Custer (2012)	156
9.	Ashly Jacobs (2007)	152
10.	Gretchen Aucoin (2014)	141

## WINNING PERCENTAGE

(Min. 25 Decisions)

1.	NiJaree Canady (2025)	.829 (34-7)
2.	Erin Edmondson (2019)	.800 (20-5)
3.	Cara Custer (2012)	.694 (25-11)
4.	Amanda Renfro (2001)	.654 (34-18)
5.	Missy Zoch (2019)	.643 (18-10)
6.	Amanda Renfro (1998)	.638 (23-13)
7.	Erin Edmondson (2018)	.586 (17-12)
8.	Danielle Brady (1997)	.571 (16-12)
9.	Erin Crawford (2005)	.560 (14-11)
10.	Ashly Jacobs (2007)	.531 (17-15)

## WINNING PERCENTAGE

(Min. 10 Decisions)

1.	NiJaree Canady (2025)	.829 (34-7)
2.	Sage Hoover (2023)	.824 (14-3)
3.	Brittany Talley (2014)	.818 (9-2)
4.	Sarah Losleben (2005)	.800 (8-2)
	Erin Edmondson (2019)	.800 (20-5)
6.	Karli Merlich (2010)	.786 (11-3)
7.	Emily Hayes (1998)	.737 (14-5)
8.	Samantha Lincoln (2025)	.727 (8-3)
	Chloe Riassetto (2025)	.727 (8-3)
8.	Erin Edmondson (2020)	.714 (10-4)
10.	Brittany Talley (2012)	.706 (12-5)

## PITCHING



**JACKIE LIS**  
5'8" • UTL • R/R • SR  
NEWBURGH, INDIANA



**MIA WILLIAMS**  
5'10" • INF • R/R • JR  
WINDERMERE, FLORIDA



**CIMONE EDGE**  
5'8" • INF • R/R • FR  
CLAYTON, DELAWARE



**MAKAYLA GARCIA**  
5'8" • INF/UTL • L/R • JR  
LUBBOCK, TEXAS



**LAGI QUIROGA**  
5'8" • C/UTL • R/R • JR  
LOS ANGELES, CALI.



**TAYLOR PANNELL**  
5'8" • INF • R/R • rJR  
MILAN, ILLINOIS



**LOGAN HALLEMAN**  
5'5" • OF • L/R • JR  
FLOWER MOUND, TEXAS



**DESIRAE SPEARMAN**  
5'8" • P/UTL • R/R • JR  
EL PASO, TEXAS



**MALLIE WEST**  
5'7" • LHP • L/L • FR  
WILLIS, TEXAS



**LAUREN ALLRED**  
5'9" • INF • L/R • rJR  
TEXARKANA, TEXAS



**JASMYN BURNS**  
5'3" • C • R/R • JR  
MENIFEE, CALI.



**VICTORIA VALDEZ**  
5'4" • C • R/R • SR  
ALVIN, TEXAS



**MIA RICHARDS**  
6'0" • C/UTL • R/L • FR  
BROCK, TEXAS



**ALANA JOHNSON**  
5'8" • OF • R/R • SR  
SUMMITT, MISSISSIPPI



**SAMANTHA LINCOLN**  
6'0" • LHP • L/L • SO  
TAUNTON, MASSACHUSETTS



**NIJAREE CANADY**  
6'0" • RHP/1B • R/R • SR  
TOPEKA, KANSAS



**BRIANNA HINSON**  
5'6" • INF • L/R • FR  
UPLAND, CALI.



**ANGELYNA CONDE**  
5'6" • INF • R/R • FR  
LA MIRADA, CALI.



**HAILEY TONEY**  
5'7" • INF • L/R • SO  
MAGNOLIA, TEXAS



**NIKOLETTE SCHMIDT**  
5'7" • C • R/R • SR  
SMITHVILLE, TEXAS



**MIHYA DAVIS**  
5'5" • OF • L/R • SR  
LOVELADY, TEXAS



**ALLYSON DOBBS**  
5'10" • C • R/R • FR  
GRANBURY, TEXAS



**KAITLYN TERRY**  
5'6" • P/UTL • L/L • JR  
GLENDALE, ARIZONA



**CHLOE RIASSETTO**  
5'6" • LHP • L/L • SR  
FRIENDSWOOD, TEXAS



**TIMBER HENSLEY**  
5'3" • P/INF • R/R • FR  
DURANT, OKLAHOMA



**GERRY GLASCO**  
Head Coach  
Second Season



**TARA ARCHIBALD**  
Assoc. Head Coach  
Second Season



**HUNTER VEACH**  
Asst. Coach  
First Second Season



**KAYLA KOWALIK**  
Asst. Coach  
Second Season