

# TEXAS TECH BASKETBALL NOTES

## 21 NCAA TOURNAMENT APPEARANCE

1954 • 1956 • 1961 • 1962 • 1973 • 1976 • 1985 • 1986 • 1993 • 1996 • 2002 • 2004 • 2005 • 2007 • 2016 • 2018 • 2019 • 2021 • 2022 • 2024 • 2025

## 2019 NCAA NATIONAL RUNNER-UP

Big 12 Champions: 2019

NCAA Final Four: 2019

NCAA Elite Eight: 2018, 2019, 2025

NCAA Sweet 16: 1976, 1996, 2005, 2018, 2019, 2022, 2025



TEXASTECH.COM

GAME  
27

## KANSAS STATE [11-15, 2-11 BIG 12] AT NO. 13 TEXAS TECH [19-7, 9-4 BIG 12]

**SATURDAY, FEBRUARY 21, 2026 • 1:30 P.M. • LUBBOCK • UNITED SUPERMARKETS ARENA**

**TV: FOX | ONLINE: TEXASTECH.COM | SOCIAL MEDIA: @TEXASTECHMBB**



KSTATESPORTS.COM

**2025-26 Overall Record: 19-7 • Big 12: 9-4 • Home: 12-1 • Road: 4-4 • Neutral Court: 3-2 • Non-Conference: 10-3 • vs AP Top 25: 4-5**



**TOUGHEST  
Team  
WINS**

"Our saying 'Toughest Team Wins' means a lot to us. We're going to win because we are competitive in everything we do. We believe in each other and are going to give our hearts to each other. In the toughest of times, I always believe we are going to win." - **Grant McCasland #TTW**

### NOVEMBER (6-2)

- 4 **Lindenwood • W, 98-60 • Lubbock**
- 7 **Sam Houston • W, 98-77 • Lubbock**
- 11 #14 Illinois • L, 81-77 • Champaign, Illinois
- 14 **Milwaukee • W, 80-63 • Lubbock**
- 20 vs. Wake Forest • W, 84-83 • Bahamas (Baha Mar)
- 22 vs. #1 Purdue • L, 86-56 • Bahamas (Baha Mar)
- 26 **New Orleans • W, 82-50 • Lubbock**
- 30 **Wyoming • W, 76-72 • Lubbock**

### DECEMBER (4-1)

- 7 vs. LSU • W, 82-58 • Fort Worth (Dickies Arena)
- 13 vs. #17 Arkansas • L, 93-86 • Dallas (American Airlines)
- 16 **Northern Colorado • W, 101-90 • Lubbock**
- 20 vs. #3 Duke • W, 82-81 • New York (MSG)
- 28 **Winthrop • W, 87-57 • Lubbock**

### JANUARY (6-2)

- 3 **Oklahoma State • W, 102-80 • Lubbock**
- 6 at #7 Houston • L, 69-65 • Houston
- 10 at Colorado • W, 73-71 • Boulder, Colorado
- 14 **Utah • W, 88-74 • Lubbock**
- 17 **#11 BYU • W, 84-71 • Lubbock**
- 20 at Baylor • W, 92-73 • Waco
- 24 **#6 Houston • W, 90-86 • Lubbock**
- 31 at UCF • L, 88-80 • Orlando, Florida

### FEBRUARY (3-2)

- 2 **#11 Kansas • L, 64-61 • Lubbock**
- 8 at West Virginia • W, 70-63 • Morgantown, WV
- 11 **Colorado • W, 78-44 • Lubbock**
- 14 at #1 Arizona • W, 78-75 (OT) • Tucson, Arizona
- 17 at Arizona State • L, 72-67 • Tempe, Arizona
- 21 **Kansas State • 1:30 p.m. • Lubbock**
- 24 **Cincinnati • 6 p.m. • Lubbock**
- 28 at Iowa State • 3 p.m. • Ames, Iowa

### MARCH

- 3 **TCU • 6 p.m. • Lubbock**
- 7 at BYU • 9:30 p.m. • Provo, Utah
- 10-14 **Big 12 Championship • Kansas City**
- 19-22 **NCAA Tournament First and Second Rounds**
- 26-29 **NCAA Tournament Sweet 16 and Elite Eight**

### APRIL

- 4 **Final Four Semifinals • Indianapolis (Lucas Oil Stadium)**
- 6 **Final Four Final • Indianapolis (Lucas Oil Stadium)**

### TOP STORYLINES FOR THE TEXAS TECH RED RAIDERS

- 101st season of Texas Tech Basketball - First game played on January 25, 1925 (1,574-1,191 all-time record) - 70-27 under McCasland
- Tech is coming off a trip to the 2025 NCAA Tournament Elite Eight - third Elite Eight appearance in program history
- Tech is at No. 13 in the AP Top 25 to extend a program-record of being in 24 straight AP polls... Finished last season at No. 8
- Tech has three top 10 wins this season with victories over No. 1 Arizona, No. 3 Duke and No. 6 Houston
- 53rd meeting between Tech and K-State... All-time in series tied 26-all... Tech is 2-0 against K-State under McCasland
- Anderson, Toppin are the only teammates in the nation to both be named to the John R. Wooden Award Top 20 list
- **Big 12 Player of Week:** Anderson (Nov 10, Dec 22), Toppin (Jan 5, Jan 19, Jan 26, Feb 16); **Big 12 Newcomer of Week:** Watts (Dec 22)
- **Big 12 Starting Five:** Anderson (Nov 10, Dec 8, Dec 22, Dec 30); Toppin (Nov 17, Dec 15, Jan 5, Jan 19, Jan 26, Feb 16), Watts (Dec 22)
- Toppin suffered season-ending injury on Feb. 17 at ASU... Was leading the nation with 226 field goals, Top 10 with 16 double-doubles, rebounds (10.8), scoring (21.8 points)... 4-time Big 12 Player of Week... On Wooden and Naismith Late-Season National Player of the Year lists
- Anderson leads Big 12 with 7.6 assists per game (3rd nationally); Averaging 19.0 points (ranks 5th in Big 12), has 6 double-doubles, 88 3s
- Atwell has matched Tech's single-season record with 94 made 3s... Third nationally with 3.6 3s per game, sixth by shooting 44.8% on 3s
- Tech has made a program record 17 3s in three games this season: Baylor, Oklahoma State, Lindenwood... Has 10 or more in 20-of-26 games
- Tech leads the Big 12 and is 6th nationally with 11.4 made 3s per game - 2nd in Big 12 by shooting 38.9% on 3s... 9-for-22 at Arizona State

### HC GRANT MCCASLAND | 3RD SEASON AT TEXAS TECH - 12TH SEASON AS NCAA HEAD COACH | IRVING, TEXAS | BAYLOR (1999)

70-27 at Tech • 281-116 Overall in NCAA • 225-104 in Division I • Owns the best record through two seasons in Tech program history

### 1 TYEREE BRYAN | G | SENIOR | ORLANDO, FLORIDA (1ST SEASON AT TECH; TRANSFER FROM SANTA CLARA)

Career: 998 points, 163 3-pointers, 488 rebounds in 118 games... Scored season-high 13 points in wins over Wake Forest and Milwaukee... Scored career-high 35 points against Gonzaga (7-12 3s) last season... Played at Indian River State College, Charleston Southern, two at Santa Clara

### 2 JAZZ HENDERSON | G | REDSHIRT FRESHMAN | DALLAS, TEXAS (FAITH FAMILY OAK CLIFF)

Has made 8 appearances this season... Career-high three points against Kansas... Three-time state champion at Faith Family Oak Cliff... Redshirt last season (lower body injury)... High school teammates with JT Toppin... Made eighth appearance in game at Arizona State

### 3 LEJUAN WATTS | F | REDSHIRT JUNIOR | FRESNO, CALIFORNIA (FIRST SEASON AT TECH; TRANSFER FROM WASHINGTON STATE)

Recorded third double-double of the season with 19 points, 12 rebounds against Kansas... Averages 11.9 ppg., 6.1 rpg... Scored career-high 36 points on 12-13 shooting against N. Colorado... Big 12 Preseason Newcomer of Year... Earned Big 12 Newcomer of Week after 20 points vs. Duke

### 4 CHRISTIAN ANDERSON | G | SOPHOMORE | ATLANTA, GEORGIA (OAK HILL ACADEMY)

Wooden Award Top 20... In top 5 within Big 12 by averaging 19.0 points (5th), 7.7 assists (1st), 44.0 3-point% (3rd), 3.52 3s per (3rd)... 2-time Big 12 Player of the Week this season... Scored 26 points (8-10 on 3s) at Baylor... 6 double-doubles this season after 13 points, 11 assists at WVU... First in Tech history with 30-plus points, assists double-double (34 pts, 11 ast. vs. Lindenwood)... All-Big 12 Preseason, Cousy Award Watch List

### 5 JOSIAH MOSELEY | F | SOPHOMORE | ROUND ROCK, TEXAS (FIRST SEASON AT TECH; TRANSFER FROM VILLANOVA)

Made Tech debut against Houston after missing first 19 games... Had 6 points, 6 rebounds in debut after going 2-for-2 on 3-pointers... Scored 6 points, had 3 rebounds at UCF... Played in 30 games as a freshman at Villanova... Texas Gatorade Player of the Year at Stony Point High School

### 6 LEON HORNER | G | SOPHOMORE | DALLAS, TEXAS (DYNAMIC PREP)

Recorded career high 10 points in opener against Lindenwood... Averaging 2.8 points, 2.3 rebounds per game... McDonald's All-American nominee who played at Dynamic Prep after previously attending Frisco Memorial... 3-time all-district selection while playing at Frisco Memorial

### 8 NOLAN GROVES | G | FRESHMAN | LONG LAKE, MINNESOTA (ORONO HS)

Set Tech freshman record with 16 rebounds in college debut vs. Lindenwood... Averaging 0.9 points, 1.3 rebounds... Earned Minnesota Gatorade Player of the Year after scoring 34.1 points per game along with adding 8.5 rebounds, 6.0 assists and 3.0 steals as a senior at Orono High School

### 9 LUKE BAMGBOYE | F | SOPHOMORE | LONDON, UNITED KINGDOM (FIRST YEAR AT TECH; TRANSFER FROM VCU)

Recorded six rebounds at ASU, had 4 blocks against CU... Averages 3.9 points, 1.7 blocks, 3.2 rebounds in 13 games... Scored season-high 13 points against New Orleans... Freshman season at VCU - A10 All-Defensive Team, All-Rookie - 75 blocks, ranked 2nd in the nation for all freshmen

### 10 JACK FRANCIS | G | SENIOR | AUSTIN, TEXAS (ANDERSON HS)

In his fourth season at Tech... Scored over 1,000 points at Anderson HS where he earned District 17-5A MVP... Tech is 26-1 in games he's played in

### 11 JAYLEN PETTY | G | FRESHMAN | SEATTLE, WASHINGTON (RAINIER BEACH HS)

Matched career high with 20 points at Houston, recorded career-high 7 assists against Kansas... Averaging 8.9 points, 3.6 rebounds, 2.2 assists... Earned Washington Gatorade Player of the Year - 24.5 points, 5.9 rebounds, 5.5 assists - led Rainier Beach High School to the state championship

### 12 DONOVAN ATWELL | G | SENIOR | HUNTERSVILLE, NORTH CAROLINA (FIRST YEAR AT TECH; TRANSFER FROM UNC GREENSBORO)

Ranks 3rd nationally with 3.62 3s per game and 44.8% on 3s, 6th with 94 made 3s... Career: 1,214 points and 305 made 3s in 120 career games... Averages 12.5 points... Played 3 seasons at UNC Greensboro, averaged 13.3 ppg. and went 96-for-241 (39.8 percent) on 3s last season

### 13 MARIAL AKUENTOK | F | R-FRESHMAN | EDMONTON, ALBERTA, CANADA (FORT ERIE INTERNATIONAL ACADEMY)

Returned from lower body injury at Colorado (had missed 9 games)... Went for 8 rebounds and 7 points in debut against Lindenwood... Was ranked as a top 100 recruit, reclassified... Also played with the Canada National Team which won a bronze in the 2024 FIBA U18 AmeriCup

### 15 JT TOPPIN | F | JUNIOR | DALLAS, TEXAS (SECOND SEASON AT TECH; PLAYED AT NEW MEXICO AS A FRESHMAN)

Wooden Award Top 20, 4-time Big 12 Player of Week... Recorded 16th double-double with 31 points, 13 rebounds at then-No. 1 Arizona... Averaged 21.8 points, 10.8 rebounds, 1.7 blocks... 9 games with 30-plus points in a double-double in his career... Consensus 2nd Team All-America, Big 12 Player of the Year, Big 12 Newcomer of Year, All-Big 12 First Team last year with 19 double-doubles, 18.2 points, 9.4 rebounds...

Big 12 Preseason Player of Year and AP Preseason All-America... Had 20 points, 8 rebounds, 4 blocks, 4 assists at ASU before season-ending injury

### 21 LATRELL HOOVER | F | FRESHMAN | SAN ANTONIO, TEXAS (SAMUEL CLEMENS HS)

The final addition to this year's roster, Hoover signed with the Red Raiders on September 8... Will redshirt this season.

TWITTER & INSTAGRAM: @TexasTechMBB | FACEBOOK.COM/TexasTechMBB  
COMMUNICATIONS: Wes Bloomquist (512.966.6971 - wes.bloomquist@ttu.edu)



1	Tyreee Bryan	G	6-5	215	SR-TR	Orlando, Florida (Santa Clara)
2	Jazz Henderson	G	5-11	180	FR-RS	Dallas, Texas (Faith Family Oak Cliff)
3	LeJuan Watts	F	6-6	230	JR-TR	Fresno, California (Washington State)
4	Christian Anderson	G	6-3	178	SO-1L	Atlanta, Georgia (Oak Hill Academy)
5	Josiah Moseley	F	6-8	225	SO-TR	Round Rock, Texas (Villanova)
6	Leon Horner	F	6-4	215	SO-1L	Dallas, Texas (Dynamic Prep)
8	Nolan Groves	G	6-5	205	FR-HS	Long Lake, Minnesota (Orono)
9	Luke Bamgboye	F	6-11	220	SO-TR	London, United Kingdom (VCU)
10	Jack Francis	G	6-3	180	SR-2L	Austin, Texas (Anderson HS)
11	Jaylen Petty	G	6-1	168	FR-HS	Seattle, Washington (Rainier Beach)
12	Donovan Atwell	G	6-5	200	SR-TR	Huntersville, North Carolina (UNC Greensboro)
13	Marial Akuentok	F	6-11	240	FR-HS	Edmonton, Alberta, Canada (Fort Erie Academy)
15	JT Toppin	F	6-9	230	JR-1L	Dallas, Texas (New Mexico)
21	LaTrell Hoover	F	7-0	230	FR-HS	San Antonio, Texas (Samuel Clemens)

**Head Coach:** Grant McCasland

**Assistant Coaches:** Jeff Linder, Achoki Moikobu, Chris Nottingham, Toddrick Gotcher, Rem Bakamus

**Director of Administration and Operations:** Jardon Powell

**General Manager:** Kellen Buffington

**Video Coordinator:** Brian Pete

**Strength & Conditioning:** Andrew Wright, Elijah Mays

**Athletic Trainer:** Mike Neal

**Associate Director of Operations:** Duncan Bacon

**Graduate Assistants:** Beau Martin, Coleman Sparling, Jalyn Turner, Noble Robinson, Kentrell Garnett, Cort Roberson

**Student Managers:** Brody McClure, Kaden Ferrell, Jordan Vargas, Stacey Smith, Jordan Linder, Armaan Bhakta

#### **PRONUNCIATIONS**

13: Mare-e-all A-quewn-took

9: Luke Bam-boy-yea

1: Tye-ree Bryan

3: La-Juan Watts

#### **ROSTER BREAKDOWN**

**Returns:** 6

**Newcomers:** 8

**Returning Starters:** Toppin (33 starts), Anderson (7 starts)

**Returns with playing experience at Tech:** 4

**Transfer Portal Additions:** 5

**Freshman Additions:** 3



## SEASON/CAREER HIGHLIGHT PERFORMANCES

Double-Figure Scoring	SEASON	CAREER
JT Toppin	24	75
Donovan Atwell	19	62
LeJuan Watts	13	53
Tyreee Bryan	3	52
Christian Anderson	23	41
Jaylen Petty	12	12
Luke Bamgboye	1	2
Leon Horner	1	1
Josiah Moseley	0	1
<b>20+ Scoring</b>		
JT Toppin	15	35
Christian Anderson	9	13
LeJuan Watts	4	10
Donovan Atwell	2	8
Tyreee Bryan	0	4
Jaylen Petty	2	2
<b>30+ Scoring</b>		
JT Toppin	6	9
Christian Anderson	1	1
LeJuan Watts	1	1
<b>Double-Figure Rebounding</b>		
JT Toppin	17	52
LeJuan Watts	3	15
Tyreee Bryan	0	4
Nolan Groves	1	1
<b>Double-Figure Assists</b>		
Christian Anderson	7	7
LeJuan Watts	0	1
<b>Double-Doubles</b>		
JT Toppin	16	47
LeJuan Watts	3	13
Christian Anderson	6	6
Tyreee Bryan	0	2
<b>Triple-Doubles</b>		
LeJuan Watts	0	1
<b>Five Or More 3-Pointers</b>		
Donovan Atwell	8	22
Christian Anderson	7	9
Tyreee Bryan	0	4
Jaylen Petty	1	1
<b>Four Or More Blocks</b>		
Luke Bamgboye	3	8
JT Toppin	4	8
<b>Four Or More Steals</b>		
Christian Anderson	1	2
LeJuan Watts	0	2
JT Toppin	1	1
Tyreee Bryan	0	1
Luke Bamgboye	0	1

## GAME INFORMATION

**Matchup:** Kansas State (11-15, 2-11 Big 12) at No. 13 Texas Tech (19-7, 9-4 Big 12)

**Location:** Lubbock, Texas | **Venue:** United Supermarkets Arena | **Tip:** 1:30 p.m., Saturday, Feb. 21, 2026

**TV:** Fox | **TV CALL:** Jason Benetti, Laphonso Ellis | **RADIO:** Geoff Haxton, Chris Level

**LUBBOCK** – A two-game homestand begins for No. 13 Texas Tech when it hosts Kansas State at 1:30 p.m. on Saturday at United Supermarkets Arena. The Red Raiders (19-7, 9-4 Big 12) are coming off a road trip where they knocked off then-No. 1 Arizona with a 78-75 overtime win last Saturday before falling, 72-67, on Tuesday night at Arizona State. K-State (11-15, 2-11 Big 12) snapped a six-game losing streak with a 90-74 home win over Baylor on Tuesday night and come to Lubbock with a 1-7 road record.

Only five regular-season games remain for the Red Raiders who will be playing without JT Toppin for the remainder of the season after he suffered an ACL tear in his right knee at ASU. Toppin, who was the 2024-25 Big 12 Player of the Year and Consensus Second Team All-American, was averaging 21.8 points, 10.8 rebounds and 1.7 blocks this season. The conference leader with 16 double-doubles, he is a four-time Big 12 Player of the Week selection and is listed on the Wooden Award and Naismith National Player of the Year Late-Season Watch Lists. Christian Anderson leads the Big 12 and is third nationally with 7.6 assists per game and is also on the Wooden Award and Naismith National Player of the Year Late-Season Watch Lists. Toppin and Anderson are the only teammates on the Wooden Award watchlist. Anderson is also averaging 19.0 points per game after going for 18 points and six assists at Arizona State. Donovan Atwell matched Tech's single-season record for 3-pointers at ASU after going 4-for-8 and finishing with 12 points. He now has 94 made 3-pointers this season, matching Cory Carr who made 94 during the 1996-97 season. Atwell is averaging 12.5 points per game this season while LeJuan Watts is adding 11.9 points and 6.1 rebounds per game and freshman Jaylen Petty is at 8.9 points per game. Anderson is 88-for-200 (44.0%) on 3-pointers this season while Atwell is 94-for-210 (44.8%).

Tech is 12-1 at home going into the matchup against K-State and leads the Big 12 with 11.4 made 3-pointers per game and is second by shooting 38.9% from deep and a 55.5 effective field goal percentage. Tech ranks fifth in the conference with a 1.49 assist-to-turnover ratio and an average of 16.0 assists per game after having 15 assists on 25 makes at Arizona State. The team averages 81.4 points per game and has limited opponents to 72.3 points throughout the season. The Red Raiders were 11-of-33 on 3s in the win over Arizona and 9-for-22 at ASU and have now made 10 or more in 20-of-26 games this season, including setting a new program record with 17 in games against Baylor, Oklahoma State and Lindenwood. The Red Raiders established new program records on 3-pointers the past two seasons under McCasland by making 371 last season (37 games) and 289 the year before (34 games). As a team, Tech is 296-for-760 (38.9%) on 3-pointers through 26 games this season which is already the second most made in a season in program history. The Red Raiders ranks sixth with only 10.7 turnovers per game but are coming off a season-high 17 turnovers in the loss at Arizona State. Tech had made 10-or-more 3s in 10 straight games before ASU limited it to nine.

K-State's PJ Haggerty is second in the Big 12 with 23.7 points per game after going off for 34 points in its win over Baylor this week. Haggerty was 15-for-23 from the field while Nate Johnson added 33 points, nine assists and six steals in the win. Johnson averages 12.0 points per game along with leading the Wildcats with 4.6 assists per game. Haggerty is second behind only Toppin with 229 made field goals this season while Johnson is second in the Big 12 with 2.2 steals per game. K-State ranks second in the Big 12 with 17.8 assists per game and are only behind Tech with 9.8 made 3-pointers per game. The Wildcats shoot 36.7% from beyond the arc which ranks fourth in the conference.

A win would give Texas Tech its 20th victory of the season and 19 seasons in 101 years of program history with 20-plus wins. It would be the third straight 20-plus win season for the first time since 2003-04 to 2006-07. McCasland would join Bob Knight as the only coaches in program history to record three straight 20-plus wins to begin their Tech careers.

## UP NEXT

The Red Raiders remain at home to host Cincinnati at 6 p.m. on Tuesday at United Supermarkets Arena. This will be the only regular-season matchup between the programs this season and the fourth ever meeting. The Bearcats (14-12, 6-7 Big 12) play at No. 8 Kansas at 12 p.m. on Saturday in Lawrence before traveling to Lubbock. Tech's final home game of the season comes against TCU on Tuesday, March 3.

## SERIES HISTORY

This will be the 53rd all-time meeting between Tech and K-State with the series tied 26-26... The Red Raiders have won three straight in the series and are 2-0 against the Wildcats under McCasland... Tech earned a 61-57 win at K-State last season on January 14, 2025 in Manhattan... The programs met for the first time ever with K-State earning an 89-70 win on December 6, 1955 in Manhattan... Tech is 17-7 against K-State in Lubbock.

## RANKINGS UPDATE

Texas Tech is at No. 13 in this week's Associated Press Men's Basketball Top 25 to extend its program record to 24 straight appearances in the AP Top 25. Along with the AP Top 25, the Red Raiders come in at No. 13 in the USA TODAY Sports Coaches Poll, No. 17 in the NCAA NET and No. 18 Kenpom ratings after the loss at Arizona State. Tech was at No. 10 in the 2025-26 AP Top 25 Preseason Poll for its highest preseason ranking in program history.

## STARTERS (IN ORDER OF FIRST TIME - BOLD MOST RECENT)

1. Anderson • Atwell • Bryan • Groves • Akuentok	(1-0)
2. Anderson • Atwell • Bryan • Groves • Toppin	(1-0)
3. Anderson • Atwell • Bryan • Toppin • Watts	(4-2)
4. Anderson • Atwell • Bryan • Toppin • Bamgboye	(3-1)
<b>5. Anderson • Atwell • Toppin • Watts • Petty</b>	<b>(10-3)</b>
6. Atwell • Toppin • Watts • Petty • Bryan	(0-1)

## RECORD BREAKDOWN

	OVERALL	BIG 12
At Home	12-1	5-1
On Road	4-4	4-3
At Neutral Sites	3-2	0-0
Against Top-10 Opponent	3-2	2-1
Against AP Top-25	4-5	3-2
Overtime Games	1-0	1-0
Double-Figure Margins	12-1	5-0
Games Decided by 10 Pts or Less	3-4	3-3
Games Decided by 5 Pts or Less	3-4	2-3
Games Decided by One Possession	4-1	2-1

## SCORING

Texas Tech Leads at Halftime	17-1	8-0
Texas Tech Trails at Halftime	1-5	0-3
Tied at Halftime	1-1	1-1
Texas Tech Scores Less Than 60	0-1	0-0
Texas Tech Scores 60-69	0-3	0-3
Texas Tech Scores 70-79	5-1	4-0
Texas Tech Scores 80-89	8-2	2-1
Texas Tech Scores 90+	4-0	2-0
Texas Tech Scores 100+	2-0	1-0
Opponent Scores Less Than 50	1-0	1-0
Opponent Scores Less Than 60	3-0	0-0
Opponent Scores 60-69	3-2	1-2
Opponent Scores 70-79	7-1	5-1
Opponent Scores 80-89	4-3	2-1
Opponent Scores 90-plus	1-1	0-0

## HIGH/LOW SEASON PERFORMANCES

<b>TTU High Scoring</b>	102 vs. Oklahoma State (22-point win)
<b>TTU Largest Margin of Victory</b>	38 vs. Lindenwood (98-60)
<b>TTU Low Scoring</b>	56 vs. No. 1 Purdue
<b>Opponent High Scoring</b>	93 by No. 17 Arkansas
<b>Opponent Low Scoring</b>	50 by New Orleans
<b>Largest Halftime Lead</b>	38 vs. Winthrop (led 59-21)
<b>Largest Halftime Deficit</b>	23 vs. No. 1 Purdue
<b>Highest Halftime Points</b>	59 vs. Winthrop (led 59-21)
<b>Lowest Halftime Points</b>	26 vs. No. 1 Purdue
<b>Player Points at Half:</b>	25 by Anderson against Lindenwood&Winthrop
<b>Opponent Low Halftime Points</b>	21 by Winthrop (led 59-21)
<b>Largest Run</b>	24-0 vs. Winthrop (took 35-4 lead)
<b>Largest Comeback</b>	Down 17 vs. Duke (win by 1)

1

**TYREEE BRYAN** SENIOR | GUARD | 6-foot-5, 215 pounds | ORLANDO, FLORIDA

Games Played	Minutes/ game	Points/ game	FG Pct	3FG Pct	FT Pct	Rebounds/ game	Assists/ game	Turnovers/ game	Assist/Turnover ratio	Steals/ game	Blocks/ game
25	17.9	3.9	35.4	29.7	64.7	2.7	0.6	0.4	1.6	0.4	0.2

2

**JAZZ HENDERSON** R-FRESHMAN | GUARD | 5-foot-11, 180 pounds | DALLAS, TEXAS

Games Played	Minutes/ game	Points/ game	FG Pct	3FG Pct	FT Pct	Rebounds/ game	Assists/ game	Turnovers/ game	Assist/Turnover ratio	Steals/ game	Blocks/ game
8	4.1	0.6	40.0	50.0	0.0	0.4	0.4	0.4	1.0	0.0	0.0

3

**LEJUAN WATTS** R-JUNIOR | FORWARD | 6-foot-6, 225 pounds | FRESNO, CALIFORNIA

Games Played	Minutes/ game	Points/ game	FG Pct	3FG Pct	FT Pct	Rebounds/ game	Assists/ game	Turnovers/ game	Assist/Turnover ratio	Steals/ game	Blocks/ game
25	28.1	11.9	42.1	32.3	77.7	6.1	2.6	2.4	1.1	0.7	0.2

4

**CHRISTIAN ANDERSON** SOPHOMORE | GUARD | 6-foot-3, 178 pounds | ATLANTA, GEORGIA

Games Played	Minutes/ game	Points/ game	FG Pct	3FG Pct	FT Pct	Rebounds/ game	Assists/ game	Turnovers/ game	Assist/Turnover ratio	Steals/ game	Blocks/ game
25	38.8	19.0	48.0	44.0	77.6	3.5	7.6	3.3	2.3	1.4	0.2

5

**JOSIAH MOSELEY** SOPHOMORE | GUARD | 6-foot-8, 225 pounds | Round Rock, Texas

Games Played	Minutes/ game	Points/ game	FG Pct	3FG Pct	FT Pct	Rebounds/ game	Assists/ game	Turnovers/ game	Assist/Turnover ratio	Steals/ game	Blocks/ game
6	7.5	2.7	70.0	66.7	0.0	2.3	0.5	0.3	1.5	0.3	0.0

6

**LEON HORNER** SOPHOMORE | GUARD | 6-foot-4, 215 pounds | DALLAS, TEXAS

Games Played	Minutes/ game	Points/ game	FG Pct	3FG Pct	FT Pct	Rebounds/ game	Assists/ game	Turnovers/ game	Assist/Turnover ratio	Steals/ game	Blocks/ game
18	9.8	2.8	51.2	44.4	83.3	2.3	0.2	0.4	0.4	0.3	0.2

8

**NOLAN GROVES** FRESHMAN | GUARD | 6-foot-5, 205 pounds | LONG LAKE, MINNESOTA


Games Played	Minutes/ game	Points/ game	FG Pct	3FG Pct	FT Pct	Rebounds/ game	Assists/ game	Turnovers/ game	Assist/Turnover ratio	Steals/ game	Blocks/ game
19	6.5	0.9	23.8	23.5	50.0	1.3	0.3	0.1	5.0	0.3	0.0

9

**LUKE BAMGBOYE** SOPHOMORE | FORWARD | 6-foot-11, 220 pounds | LONDON, UNITED KINGDOM

Games Played	Minutes/ game	Points/ game	FG Pct	3FG Pct	FT Pct	Rebounds/ game	Assists/ game	Turnovers/ game	Assist/Turnover ratio	Steals/ game	Blocks/ game
13	14.4	3.9	42.4	0.0	71.9	3.2	0.5	0.4	1.2	0.5	1.7

10

**JACK FRANCIS** SENIOR | GUARD | 6-foot-3, 180 pounds | AUSTIN, TEXAS


Games Played	Minutes/ game	Points/ game	FG Pct	3FG Pct	FT Pct	Rebounds/ game	Assists/ game	Turnovers/ game	Assist/Turnover ratio	Steals/ game	Blocks/ game
11	1.1	0.0	0.0	0.0	0.0	0.4	0.0	0.0	0.0	0.0	0.0

11

**JAYLEN PETTY** FRESHMAN | GUARD | 6-foot-1, 168 pounds | SEATTLE, WASHINGTON

Games Played	Minutes/ game	Points/ game	FG Pct	3FG Pct	FT Pct	Rebounds/ game	Assists/ game	Turnovers/ game	Assist/Turnover ratio	Steals/ game	Blocks/ game
25	29.0	8.9	38.8	35.6	85.7	3.6	2.2	0.8	2.6	0.6	0.0

12

**DONOVAN ATWELL** SENIOR | GUARD | 6-foot-5, 200 pounds | HUNTERVILLE, NORTH CAROLINA

Games Played	Minutes/ game	Points/ game	FG Pct	3FG Pct	FT Pct	Rebounds/ game	Assists/ game	Turnovers/ game	Assist/Turnover ratio	Steals/ game	Blocks/ game
26	34.2	12.5	44.7	44.8	84.4	3.3	0.7	0.3	2.1	1.2	0.2

13

**MARIAL AKUENTOK** R-FRESHMAN | FORWARD | 6-foot-11, 240 pounds | EDMONTON, CANADA

Games Played	Minutes/ game	Points/ game	FG Pct	3FG Pct	FT Pct	Rebounds/ game	Assists/ game	Turnovers/ game	Assist/Turnover ratio	Steals/ game	Blocks/ game
7	6.4	1.4	50.0	100.0	16.7	2.0	0.1	0.4	0.3	0.1	0.3

15

**JT TOPPIN** JUNIOR | FORWARD | 6-foot-9, 230 pounds | DALLAS, TEXAS

Games Played	Minutes/ game	Points/ game	FG Pct	3FG Pct	FT Pct	Rebounds/ game	Assists/ game	Turnovers/ game	Assist/Turnover ratio	Steals/ game	Blocks/ game
25	34.8	21.8	54.8	28.1	57.9	10.8	2.1	2.5	0.9	1.4	1.7



# TEXAS TECH • SEASON STATS

## Game Records

Record	Overall	Home	Away	Neutral
ALL GAMES	19-7	12-1	4-4	3-2
CONFERENCE	9-4	5-1	4-3	0-0
NON-CONFERENCE	10-3	7-0	0-1	3-2

## Score by Periods

Team	1st	2nd	OT	TOT
Texas Tech	1092	1013	12	2117
Opponents	933	939	9	1881

## Team Box Score

No.	Player				Total		3-Point		F-Throw		Rebounds													
		GP-GS	MIN	AVG	FG-FGA	FG%	3FG-3FGA	3FG%	FT-FTA	FT%	OFF	DEF	TOT	AVG	PF	DQ	A	TO	BLK	STL	PTS	AVG		
15	TOPPIN, JT	25-25	870:24	34.8	234-427	.548	16-57	.281	62-107	.579	105	166	271	10.8	71	0	53	62	43	34	546	21.8		
4	ANDERSON, Christian	25-25	969:16	38.8	156-325	.480	88-200	.440	76-98	.776	17	71	88	3.5	53	1	191	83	6	35	476	19.0		
12	ATWELL, Donovan	26-26	888:18	34.2	102-228	.447	94-210	.448	27-32	.844	17	69	86	3.3	63	1	19	9	4	32	325	12.5		
3	WATTS, LeJuan	25-20	702:39	28.1	99-235	.421	20-62	.323	80-103	.777	50	102	152	6.1	57	1	65	61	6	18	298	11.9		
11	PETTY, Jaylen	25-14	724:38	29.0	73-188	.388	47-132	.356	30-35	.857	12	79	91	3.6	61	1	54	21	1	16	223	8.9		
9	BAMGBOYE, Luke	13-4	187:21	14.4	14-33	.424	0-1	.000	23-32	.719	14	27	41	3.2	29	1	6	5	22	6	51	3.9		
1	BRYAN, Tyeree	25-13	447:16	17.9	34-96	.354	19-64	.297	11-17	.647	26	41	67	2.7	31	1	14	9	6	9	98	3.9		
6	HORNER, Leon	18-0	175:34	9.8	21-41	.512	4-9	.444	5-6	.833	13	28	41	2.3	24	1	3	7	3	5	51	2.8		
5	MOSELEY, Josiah	6-0	45:12	7.5	7-10	.700	2-3	.667	0-3	.000	4	10	14	2.3	4	0	3	2	0	2	16	2.7		
13	AKUENTOK, Marial	7-1	45:04	6.4	4-8	.500	1-1	1.000	1-6	.167	4	10	14	2.0	10	1	1	3	2	1	10	1.4		
8	GROVES, Nolan	19-2	123:45	6.5	5-21	.238	4-17	.235	4-8	.500	9	16	25	1.3	16	0	5	1	0	6	18	0.9		
2	HENDERSON, Jazz	8-0	33:01	4.1	2-5	.400	1-2	.500	0-0	.000	1	2	3	0.4	4	0	3	3	0	0	5	0.6		
10	FRANCIS, Jack	11-0	12:31	1.1	0-2	.000	0-2	.000	0-2	.000	2	2	4	0.4	2	0	0	0	0	0	0	0.0		
Team											39	43	82					13						
Total		26	5225		751-1619	.464	296-760	.389	319-449	.710	313	666	979	37.7	425	8	417	279	93	164	2117	81.4		
Opponents		26	5225		680-1553	.438	170-543	.313	351-503	.698	273	617	890	34.2	425	5	287	280	64	155	1881	72.3		

## Team Statistics

	TTU	OPP
Scoring	2117	1881
Points per game	81.4	72.3
Scoring margin	+9.1	-
Field goals-att	751-1619	680-1553
Field goal pct	.464	.438
3 point fg-att	296-760	170-543
3-point FG pct	.389	.313
3-pt FG made per game	11.4	6.5
Free throws-att	319-449	351-503
Free throw pct	.710	.698
F-Throws made per game	12.3	13.5
Rebounds	979	890
Rebounds per game	37.7	34.2
Rebounding margin	+3.4	-
Assists	417	287
Assists per game	16.0	11.0
Turnovers	279	280
Turnovers per game	10.7	10.8
Turnover margin	+0.0	-
Assist/turnover ratio	1.5	1.0
Steals	164	155
Steals per game	6.3	6.0
Blocks	93	64
Blocks per game	3.6	2.5
Winning streak	0	-
Home win streak	1	-
Attendance	168141	80242
Home games-Avg/Game	13-12934	8-10030
Neutral site-Avg/Game	-	5-8105

## Team Results

Date	Opponent		Score	Att.
11/04/2025	Lindenwood	W	98-60	13074
11/07/2025	Sam Houston	W	98-77	13440
11/11/2025	at Illinois	L	77-81	15544
11/14/2025	Milwaukee	W	80-63	13126
11/20/2025	vs Wake Forest	W	84-83	2437
11/21/2025	vs Purdue	L	56-86	0
11/26/2025	New Orleans	W	82-50	10441
11/30/2025	Wyoming	W	76-72	10018
12/07/2025	vs LSU	W	82-58	10000
12/13/2025	vs Arkansas	L	86-93	8277
12/16/2025	Northern Colo.	W	101-90	9855
12/20/2025	vs Duke	W	82-81	19812
12/28/2025	Winthrop	W	87-57	12814
01/03/2026	Oklahoma St.	W	102-80	13175
01/06/2026	at Houston	L	65-69	7035
01/10/2026	at Colorado	W	73-71	8232
01/14/2026	Utah	W	88-74	13803
01/17/2026	BYU	W	84-71	15098
01/20/2026	at Baylor	W	92-73	7349
01/24/2026	Houston	W	90-86	15098
01/31/2026	at UCF	L	80-88	8511
02/02/2026	Kansas	L	61-64	14953
02/08/2026	at West Virginia	W	70-63	12009
02/11/2026	Colorado	W	78-44	13246
02/14/2026	at Arizona	Wot	78-75	14688
02/17/2026	at Arizona St.	L	67-72	6874

## Texas Tech Averages

Games Played	Points/game	FG Pct	3FG Pct	FT Pct	Rebounds/game	Assists/game	Turnovers/game	Assist/Turnover ratio	Steals/game	Blocks/game
26	81.4	46.4	38.9	71.0	37.7	16.0	10.7	1.5	6.3	3.6

## Opponents Averages

Games Played	Points/game	FG Pct	3FG Pct	FT Pct	Rebounds/game	Assists/game	Turnovers/game	Assist/Turnover ratio	Steals/game	Blocks/game
26	72.3	43.8	31.3	69.8	34.2	11.0	10.8	1.0	6.0	2.5

## Kansas St. Averages

Games Played	Points/game	FG Pct	3FG Pct	FT Pct	Rebounds/game	Assists/game	Turnovers/game	Assist/Turnover ratio	Steals/game	Blocks/game
26	80.6	46.1	36.7	71.4	34.7	17.8	13.0	1.4	7.1	3.7



## 2025-26 Kansas St. Men's Basketball Combined Team Statistics All games

Page 1/1  
as of Feb 18, 2026

### Game Records

Record	Overall	Home	Away	Neutral
ALL GAMES	11-15	9-7	1-7	1-1
CONFERENCE	2-11	2-5	0-6	0-0
NON-CONFERENCE	9-4	7-2	1-1	1-1

### Score by Periods

Team	1st	2nd	OT	TOT
Kansas St.	993	1102	0	2095
Opponents	1002	1089	0	2091

### Team Box Score

No.	Player				Total		3-Point		F-Throw		Rebounds													
		GP-GS	MIN	AVG	FG-FGA	FG%	3FG-3FGA	3FG%	FT-FTA	FT%	OFF	DEF	TOT	AVG	PF	DQ	A	TO	BLK	STL	PTS	AVG		
4	HAGGERTY, PJ	26-26	905:56	34.8	229-464	.494	36-99	.364	123-175	.703	32	100	132	5.1	65	0	104	89	1	31	617	23.7		
1	BASHIR JR., Abdi	18-18	444:17	24.7	80-190	.421	67-151	.444	11-16	.688	4	36	40	2.2	22	0	41	20	0	9	238	13.2		
34	JOHNSON, Nate	26-26	832:25	32.0	107-241	.444	51-128	.398	46-53	.868	23	103	126	4.8	64	1	119	53	7	57	311	12.0		
10	CASTILLO, David	26-10	700:05	26.9	104-247	.421	51-136	.375	33-41	.805	9	50	59	2.3	48	1	47	34	1	11	292	11.2		
21	MCGRIFF, Khamari	22-22	438:25	19.9	84-115	.730	1-5	.200	34-50	.680	34	54	88	4.0	73	3	27	22	25	13	203	9.2		
47	KOSTIC, Andrej	17-0	215:06	12.7	25-73	.342	18-52	.346	7-9	.778	10	21	31	1.8	22	0	21	13	2	7	75	4.4		
0	RAPIEQUE, Elias	15-12	269:20	18.0	24-54	.444	7-19	.368	6-16	.375	18	24	42	2.8	52	2	24	14	4	14	61	4.1		
15	MANNING, Taj	24-11	444:38	18.5	33-68	.485	4-23	.174	14-19	.737	50	66	116	4.8	46	1	24	16	15	17	84	3.5		
22	BUCA, Dorin	25-4	338:38	13.5	33-65	.508	2-10	.200	16-30	.533	39	50	89	3.6	53	3	14	29	34	5	84	3.4		
3	JONES, CJ	25-0	400:34	16.0	29-97	.299	11-49	.224	14-16	.875	9	36	45	1.8	26	0	32	18	2	13	83	3.3		
6	JOHNSON, Marcus	11-0	76:51	7.0	8-29	.276	8-26	.308	2-2	1.000	2	11	13	1.2	11	0	5	9	0	0	26	2.4		
14	IKEGWURUKA, Mobi	10-1	124:54	12.5	8-14	.571	0-0	.000	3-6	.500	7	13	20	2.0	22	0	4	6	4	8	19	1.9		
23	OSEI, Stephen	3-0	08:49	2.9	1-3	.333	0-0	.000	0-0	.000	2	1	3	1.0	1	0	0	3	0	0	2	0.7		
Team											45	53	98					11						
Total		26	5200		765-1660	.461	256-698	.367	309-433	.714	284	618	902	34.7	505	11	462	337	95	185	2095	80.6		
Opponents		26	5200		732-1622	.451	204-614	.332	423-584	.724	318	638	956	36.8	405	5	415	336	100	194	2091	80.4		

### Team Statistics

	KSTATE	OPP
<b>Scoring</b>	<b>2095</b>	<b>2091</b>
Points per game	80.6	80.4
Scoring margin	+0.2	-
<b>Field goals-att</b>	<b>765-1660</b>	<b>732-1622</b>
Field goal pct	.461	.451
<b>3 point fg-att</b>	<b>256-698</b>	<b>204-614</b>
3-point FG pct	.367	.332
3-pt FG made per game	9.8	7.8
<b>Free throws-att</b>	<b>309-433</b>	<b>423-584</b>
Free throw pct	.714	.724
F-Throws made per game	11.9	16.3
<b>Rebounds</b>	<b>902</b>	<b>956</b>
Rebounds per game	34.7	36.8
Rebounding margin	-2.1	-
<b>Assists</b>	<b>462</b>	<b>415</b>
Assists per game	17.8	16.0
<b>Turnovers</b>	<b>337</b>	<b>336</b>
Turnovers per game	13.0	12.9
Turnover margin	0.0	-
Assist/turnover ratio	1.4	1.2
<b>Steals</b>	<b>185</b>	<b>194</b>
Steals per game	7.1	7.5
<b>Blocks</b>	<b>95</b>	<b>100</b>
Blocks per game	3.7	3.8
<b>Winning streak</b>	<b>1</b>	<b>-</b>
Home win streak	1	-
<b>Attendance</b>	<b>126002</b>	<b>80347</b>
Home games-Avg/Game	16-7875	8-10043
Neutral site-Avg/Game	-	2-6011

### Team Results

Date	Opponent		Score	Att.
11/04/2025	UNC Greensboro	W	93-64	7765
11/08/2025	Bellarmine	W	98-71	8040
11/13/2025	California	W	99-96	7521
11/17/2025	Tulsa	W	84-83	7123
11/20/2025	vs Mississippi St.	W	98-77	5278
11/21/2025	vs Nebraska	L	85-86	6743
11/25/2025	at Indiana	L	69-86	12342
12/01/2025	Bowling Green	L	66-82	6917
12/06/2025	Seton Hall	L	67-78	9195
12/08/2025	Mississippi Val.	W	108-49	6682
12/13/2025	at Creighton	W	83-76	16657
12/20/2025	South Dakota	W	106-76	7287
12/28/2025	ULM	W	94-85	8163
01/03/2026	BYU	L	73-83	11010
01/07/2026	at Arizona	L	76-101	14357
01/10/2026	at Arizona St.	L	84-87	7133
01/14/2026	UCF	L	73-82	7033
01/17/2026	at Oklahoma St.	L	83-84	6838
01/20/2026	Utah	W	81-78	8061
01/24/2026	Kansas	L	62-86	9111
01/27/2026	at West Virginia	L	54-59	10809
02/01/2026	Iowa St.	L	61-95	8031
02/07/2026	at TCU	L	82-84	5176
02/11/2026	Cincinnati	L	62-91	7274
02/14/2026	at Houston	L	64-78	7035
02/17/2026	Baylor	W	90-74	6789



# TEXAS TECH • LAST GAME BOX SCORE



Official Basketball Box Score - Final  
**Texas Tech at Arizona St.**  
 02/17/26 Desert Financial Arena, Tempe  
 2025-26 Men's Basketball

**Game Time:** 9:00 PM  
**Game Duration:** 2:10  
**Attendance:** 6,874

**Officials:** Doug Sirmons, Tony Padilla, Bret Smith

**Texas Tech - 67**

**Record: 19-7 (9-4)**

NO.	Name		Min	FG		3P		FT		Rebounds			Fouls		TP	AS	TO	ST	Blocks		+/-
				M-A		M-A		M-A		OR	DR	TOT	PF	FD					BS	BA	
3	LeJuan Watts	F	18:11	1-4		0-1		3-4		0	3	3	1	3	5	3	3	0	0	0	-17
12	Donovan Atwell	F	38:04	4-8		4-8		0-1		1	3	4	3	1	12	1	0	1	0	0	2
15	JT Toppin	F	32:28	8-18		0-1		4-4		3	5	8	2	6	20	4	4	2	4	3	-5
4	Christian Anderson	G	38:04	6-10		4-7		2-2		1	5	6	5	3	18	6	7	1	0	0	2
11	Jaylen Petty	G	30:16	1-6		1-5		1-2		0	2	2	4	2	4	0	1	0	0	1	-10
9	Luke Bamgboye		20:11	0-3		0-0		0-0		1	5	6	3	0	0	0	0	0	1	1	8
1	Tyeree Bryan		01:22	0-0		0-0		0-0		0	0	0	0	0	0	0	0	0	0	0	1
6	Leon Horner		10:19	2-3		0-0		0-0		0	0	0	1	0	4	0	1	0	0	0	-5
5	Josiah Moseley		05:45	2-2		0-0		0-0		0	0	0	0	0	4	1	0	0	0	0	-2
2	Jazz Henderson		05:19	0-0		0-0		0-0		0	0	0	0	0	0	0	0	0	0	0	1
Team										5	2	7	0		0		1				
<b>Totals</b>				24-54		9-22		10-13		11	25	36	19	15	67	15	17	4	5	5	-5

Shooting By Period			
1 <sup>st</sup>	FG%	14-26	53.8%
	3PT%	4-11	36.4%
	FT%	4-5	80%
2 <sup>nd</sup>	FG%	10-28	35.7%
	3PT%	5-11	45.5%
	FT%	6-8	75%
GM	FG%	24-54	44.4%
	3PT%	9-22	40.9%
	FT%	10-13	76.9%

Dead Ball Rebounds: 1, 0

**Major Fouls: NONE**

**Arizona St. - 72**

**Record: 14-12 (5-8)**

NO.	Name		Min	FG		3P		FT		Rebounds			Fouls		TP	AS	TO	ST	Blocks		+/-
				M-A		M-A		M-A		OR	DR	TOT	PF	FD					BS	BA	
1	Santiago Trouet	F	29:32	5-10		1-2		2-2		3	3	6	2	2	13	1	0	2	2	1	-7
14	Andrija Grbovic	F	11:33	1-4		0-2		0-0		2	1	3	2	1	2	0	0	1	0	0	4
35	Massamba Diop	C	32:49	6-13		1-1		1-2		1	4	5	2	2	14	2	3	2	2	0	-1
5	Maurice Odum	G	37:02	6-12		3-6		8-8		0	2	2	2	9	23	3	3	0	0	2	7
15	Noah Meeusen	G	37:34	2-5		2-4		0-0		0	4	4	3	1	6	6	2	1	1	0	7
2	Anthony Johnson		31:35	5-9		0-1		1-3		0	3	3	0	3	11	1	0	2	0	1	12
23	Allen Mukeba		14:03	0-3		0-0		1-2		1	1	2	3	1	1	1	1	1	0	1	11
12	Trevor Best		05:52	1-3		0-2		0-0		1	0	1	1	0	2	0	0	0	0	0	-8
Team										2	3	5	0		0		0				
<b>Totals</b>				26-59		7-18		13-17		10	21	31	15	19	72	14	9	9	5	5	5

Shooting By Period			
1 <sup>st</sup>	FG%	15-33	45.5%
	3PT%	4-10	40.0%
	FT%	3-3	100%
2 <sup>nd</sup>	FG%	11-26	42.3%
	3PT%	3-8	37.5%
	FT%	10-14	71.4%
GM	FG%	26-59	44.1%
	3PT%	7-18	38.9%
	FT%	13-17	76.5%

Dead Ball Rebounds: 2, 0

**Major Fouls: NONE**

	TTU	ASU
<b>Biggest lead</b>	7 (1 <sup>st</sup> 4:48)	11 (2 <sup>nd</sup> 3:28)
<b>Best Scoring Run</b>	8 (2 <sup>nd</sup> 0:29)	10 (2 <sup>nd</sup> 19:08)
<b>Lead Changes</b>	5	
<b>Times Tied</b>	7	
<b>Time with Lead</b>	16:58	19:44

Points from	TTU	ASU
<b>Turnovers</b>	6	21
<b>Paint</b>	30	32
<b>Second Chance</b>	17	10
<b>Fast Breaks</b>	5	9
<b>Bench</b>	8	14

Period by Period Scoring			
	1st	2nd	TOT
TTU	36	31	67
ASU	37	35	72

TEXAS TECH • CONFERENCE STATS

Game Records

Record	Overall	Home	Away	Neutral
ALL GAMES	9-4	5-1	4-3	0-0
CONFERENCE	9-4	5-1	4-3	0-0
NON-CONFERENCE	0-0	0-0	0-0	0-0

Score by Periods

Team	1st	2nd	OT	TOT
Texas Tech	527	489	12	1028
Opponents	444	477	9	930

Team Box Score

No.	Player				Total		3-Point		F-Throw		Rebounds													
		GP-GS	MIN	AVG	FG-FGA	FG%	3FG-3FGA	3FG%	FT-FTA	FT%	OFF	DEF	TOT	AVG	PF	DQ	A	TO	BLK	STL	PTS	AVG		
15	TOPPIN, JT	13-13	463:52	35.7	125-231	.541	12-34	.353	32-41	.780	49	95	144	11.1	32	0	31	30	23	20	294	22.6		
4	ANDERSON, Christian	12-12	475:10	39.6	68-149	.456	44-99	.444	28-36	.778	7	34	41	3.4	32	1	99	44	6	11	208	17.3		
12	ATWELL, Donovan	13-13	478:57	36.8	56-124	.452	54-115	.470	16-19	.842	8	40	48	3.7	31	0	12	6	3	14	182	14.0		
3	WATTS, Lejuan	13-13	376:17	28.9	44-125	.352	9-34	.265	37-51	.725	31	54	85	6.5	30	0	31	38	2	11	134	10.3		
11	PETTY, Jaylen	13-13	400:23	30.8	42-101	.416	26-73	.356	14-18	.778	6	44	50	3.8	36	1	34	13	0	6	124	9.5		
1	BRYAN, Tyeree	13-1	177:05	13.6	13-34	.382	8-24	.333	2-2	1.000	9	16	25	1.9	11	0	3	1	2	4	36	2.8		
5	MOSELEY, Josiah	6-0	45:12	7.5	7-10	.700	2-3	.667	0-3	.000	4	10	14	2.3	4	0	3	2	0	2	16	2.7		
9	BAMGBOYE, Luke	6-0	73:56	12.3	4-10	.400	0-0	.000	4-6	.667	3	14	17	2.8	16	1	0	1	10	2	12	2.0		
6	HORNER, Leon	9-0	77:47	8.6	8-16	.500	2-5	.400	0-0	.000	5	11	16	1.8	9	0	0	2	0	0	18	2.0		
2	HENDERSON, Jazz	4-0	17:52	4.5	1-3	.333	1-1	1.000	0-0	.000	0	0	0	0.0	2	0	3	0	0	0	3	0.8		
13	AKUENTOK, Marial	3-0	10:10	3.4	0-1	.000	0-0	.000	1-4	.250	2	0	2	0.7	2	0	0	0	0	0	1	0.3		
10	FRANCIS, Jack	4-0	04:37	1.2	0-1	.000	0-1	.000	0-0	.000	1	0	1	0.3	1	0	0	0	0	0	0	0.0		
8	GROVES, Nolan	7-0	23:40	3.4	0-1	.000	0-1	.000	0-0	.000	2	3	5	0.7	2	0	0	1	0	2	0	0.0		
Team											20	23	43					7						
Total		13	2625		368-806	.457	158-390	.405	134-180	.744	147	344	491	37.8	208	3	216	145	46	72	1028	79.1		
Opponents		13	2625		331-773	.428	84-275	.305	184-251	.733	130	307	437	33.6	182	2	141	125	29	79	930	71.5		

Team Statistics			TTU		OPP	
Scoring			1028		930	
Points per game			79.1		71.5	
Scoring margin			+7.5		-	
Field goals-att			368-806		331-773	
Field goal pct			.457		.428	
3 point fg-att			158-390		84-275	
3-point FG pct			.405		.305	
3-pt FG made per game			12.2		6.5	
Free throws-att			134-180		184-251	
Free throw pct			.744		.733	
F-Throws made per game			10.3		14.2	
Rebounds			491		437	
Rebounds per game			37.8		33.6	
Rebounding margin			+4.2		-	
Assists			216		141	
Assists per game			16.6		10.8	
Turnovers			145		125	
Turnovers per game			11.2		9.6	
Turnover margin			-1.5		-	
Assist/turnover ratio			1.5		1.1	
Steals			72		79	
Steals per game			5.5		6.1	
Blocks			46		29	
Blocks per game			3.5		2.2	

Team Results						
Date	Opponent		Score		Att.	
01/03/2026	Oklahoma St.	W	102-80		13175	
01/06/2026	at Houston	L	65-69		7035	
01/10/2026	at Colorado	W	73-71		8232	
01/14/2026	Utah	W	88-74		13803	
01/17/2026	BYU	W	84-71		15098	
01/20/2026	at Baylor	W	92-73		7349	
01/24/2026	Houston	W	90-86		15098	
01/31/2026	at UCF	L	80-88		8511	
02/02/2026	Kansas	L	61-64		14953	
02/08/2026	at West Virginia	W	70-63		12009	
02/11/2026	Colorado	W	78-44		13246	
02/14/2026	at Arizona	Wot	78-75		14688	
02/17/2026	at Arizona St.	L	67-72		6874	

KANSAS STATE • CONFERENCE STATS

Game Records

Record	Overall	Home	Away	Neutral
ALL GAMES	2-11	2-5	0-6	0-0
CONFERENCE	2-11	2-5	0-6	0-0
NON-CONFERENCE	0-0	0-0	0-0	0-0

Score by Periods

Team	1st	2nd	OT	TOT
Kansas St.	441	504	0	945
Opponents	542	540	0	1082

Team Box Score

No.	Player				Total		3-Point		F-Throw		Rebounds													
		GP-GS	MIN	AVG	FG-FGA	FG%	3FG-3FGA	3FG%	FT-FTA	FT%	OFF	DEF	TOT	AVG	PF	DQ	A	TO	BLK	STL	PTS	AVG		
4	HAGGERTY, PJ	13-13	487:42	37.5	125-261	.479	20-56	.357	49-76	.645	17	49	66	5.1	34	0	46	39	0	19	319	24.5		
1	BASHIR JR., Abdi	5-5	142:42	28.5	24-64	.375	18-49	.367	5-6	.833	2	8	10	2.0	6	0	9	6	0	3	71	14.2		
34	JOHNSON, Nate	13-13	431:38	33.2	49-128	.383	24-67	.358	28-30	.933	10	47	57	4.4	33	1	68	30	4	29	150	11.5		
10	CASTILLO, David	13-8	394:51	30.4	43-121	.355	23-65	.354	10-13	.769	1	25	26	2.0	30	1	14	17	0	7	119	9.2		
21	MCGRIFF, Khamari	9-9	177:05	19.7	32-43	.744	0-2	.000	8-11	.727	7	23	30	3.3	33	2	14	11	7	3	72	8.0		
0	RAPIEQUE, Elias	2-2	39:54	19.9	4-10	.400	2-7	.286	1-3	.333	2	4	6	3.0	9	1	0	2	0	1	11	5.5		
47	KOSTIC, Andrej	7-0	109:51	15.7	11-32	.344	11-27	.407	3-4	.750	0	10	10	1.4	11	0	7	5	1	4	36	5.1		
15	MANNING, Taj	13-11	344:38	26.5	23-48	.479	3-15	.200	9-13	.692	36	43	79	6.1	42	1	21	14	11	14	58	4.5		
22	BUCA, Dorin	13-4	206:16	15.9	20-40	.500	2-7	.286	3-10	.300	24	26	50	3.8	34	2	6	18	15	5	45	3.5		
6	JOHNSON, Marcus	7-0	59:12	8.5	7-25	.280	7-22	.318	2-2	1.000	2	6	8	1.1	8	0	5	7	0	0	23	3.3		
14	IKEGWURUKA, Mobi	2-0	19:13	9.6	3-5	.600	0-0	.000	0-0	.000	0	1	1	0.5	3	0	0	1	0	4	6	3.0		
3	JONES, CJ	12-0	186:59	15.6	13-51	.255	5-28	.179	4-4	1.000	5	11	16	1.3	12	0	17	9	1	6	35	2.9		
Team											24	25	49					9						
Total		13	2600		354-828	.428	115-345	.333	122-172	.709	130	278	408	31.4	255	8	207	168	39	95	945	72.7		
Opponents		13	2600		381-813	.469	97-290	.334	223-306	.729	174	358	532	40.9	185	2	220	163	57	92	1082	83.2		



## RED RAIDER ROSTER REPORT ("players defining themselves")

**JT Toppin: "Dawg. Fearless. Resilient."**

A Wooden Award Top 20 and Jersey Mike's Naismith Trophy Player of the Year Late-Season selection and four-time Big 12 Player of the Week this season, Toppin suffered a season-ending injury after tearing the ACL in his right knee at Arizona State on February 17... At the time of his injury, Toppin was leading the nation with 234 made field goals and was in the top 10 nationally in scoring (21.8), rebounding (10.8) and double-doubles (16)... Toppin went off for 31 points and 13 rebounds at No. 1 Arizona to secure his ninth career game with a 30-plus point double-double and had 20 points, eight rebounds, four blocks, four assists and two steals against Arizona State before suffering his injury... Toppin's season ended with him leading the Big 12 with his 10.8 rebounds per game, 16 double-doubles, and 4.20 offensive rebounds per game while ranking third in scoring... Toppin, who had seven offensive rebounds against Arizona and three against ASU, was fifth nationally in the offensive rebounding category... Toppin ranked sixth in the nation in rebounds and ninth in scoring... Toppin recorded a double-double in 9-of-13 conference games played and averaged 22.6 points and 11.1 rebounds against Big 12 opponents... Toppin was named the Big 12 Player of the Week for the third time this season and fifth in his career after leading the Red Raiders with 31 points and 12 rebounds in the home win over Houston... Toppin was named the Naismith Trophy Player of the Week and Big 12 Player of the Week after leading Tech with 27 points and 13 rebounds in the win over BYU and then went off for 22 points at Baylor... Toppin, who had career-high seven straight double-doubles going entering the game at Baylor, had only four rebounds against the Bears to see the streak end... He has 75 double-figure scoring performances and 35 games with 20-plus points in his career (15 this season)... Along with his scoring and rebounding against Utah, Toppin recorded a career-high seven assists, made three 3-pointers for a career high and matched a career-best with five blocked for the third time this season and the seventh in his career... Against Utah, Toppin became the first DI player to put up at least 30 points, 10 rebounds, seven assists and five blocks in a game since Georgetown's Mike Sweetney on March 1, 2003... In the Bahamas, Toppin earned Baha Mar Championship All-Tournament honors after he had 15 points and 8 rebounds in the loss to No. 1 Purdue along with producing 21 points and 9 rebounds in the win over Wake Forest where he was 10-for-19 from the field against the Demon Deacons... Toppin was named to the Big 12 Starting Five for the first time this season after he produced a season-high 35 points and 11 rebounds at No. 14 Illinois... Toppin missed the season opener with a lower body injury for his only missed game before the season-ending injury, going off for 31 points, 14 rebounds, four assists and three steals in his junior season debut against Sam Houston... He returned for his junior season from a Consensus Second Team All-America season as a sophomore and had a slew of preseason honors leading into this season... He was named the Big 12 Preseason Player of the Year, Associated Press Preseason All-American and was on the Karl Malone Award Preseason Watch List... A Dallas, Texas native, he was coming off a season where he recorded 19 double-doubles and averaged 18.2 points, 9.4 rebounds and 1.5 blocks per game — each the team's leader... He set a career-high with 41 points in an overtime win over Arizona State and had a career-best 18 rebounds against Saint Joseph's during the 2024-25 campaign... Toppin recorded three games with 30-plus points including going for 32 points and 12 rebounds at Oklahoma State and producing 30 points and 14 rebounds in the home finale against Colorado... He also had seven double-doubles with 25-plus point performances... Toppin ranked third in the Big 12 in scoring and rebounding while having the seventh most double-doubles in the nation... A sophomore from Dallas, Toppin scored 20 or more points in 17 games last season, passing Jarrett Culver (2018-19) who had 13 games of 20 or more as a sophomore during the run to the 2019 Final Four... His 18.2 points per game were also the most for the program since Culver averaged 18.5 in the 2018-19 season with the program record being 24.5 from Greg Lowery in the 1971-72 season where he posted 19 games of 20-plus scoring... His 19 double-doubles were only behind Tony Battie's 20 during the 1996-97

CONTINUED

**ASSOCIATED PRESS TOP 25 POLL - FEBRUARY 16, 2026**

RANK	TEAM	REC	PTS	PREV
1	Michigan (60)	24-1	1524	2
2	Houston (1)	23-2	1402	3
3	Duke	23-2	1397	4
4	Arizona	23-2	1358	1
5	UConn	24-2	1318	6
6	Iowa State	22-3	1212	5
7	Purdue	21-4	1042	13
8	Kansas	19-6	1011	9
9	Nebraska	22-3	982	7
10	Illinois	21-5	938	8
11	Gonzaga	25-2	903	12
12	Florida	19-6	895	14
13	Texas Tech	19-6	822	16
14	Virginia	22-3	730	15
15	Michigan State	20-5	681	10
16	North Carolina	20-5	594	11
17	St. John's	20-5	590	17
18	Saint Louis	24-1	468	18
19	Vanderbilt	21-4	449	19
20	Arkansas	19-6	387	21
21	Louisville	19-6	263	24
22	Miami (OH)	25-0	238	23
23	BYU	19-6	214	22
24	Wisconsin	18-7	109	NR
25	Alabama	18-7	104	NR

**Others receiving votes:** Clemson 55, Utah St. 45, Tennessee 36, Villanova 29, Kentucky 15, Miami 10, Saint Mary's 3, VCU 1.

**Big 12 Preseason Poll**

Houston (14) - 224

BYU (1) - 204

**Texas Tech - 200**

Arizona (1) - 179

Iowa State - 170

Kansas - 163

Baylor - 137

Cincinnati - 120

K-State - 117

TCU - 90

West Virginia - 79

Oklahoma State - 77

Utah - 50

UCF - 39

Colorado - 37

Arizona State - 34

**Preseason All-Big 12 Team**

AJ Dybantsa, BYU\*

Richie Saunders, BYU

Emanuel Sharp, Houston

Joseph Tugler, Houston

Milos Uzan, Houston\*

Tamin Lipsey, Iowa State

Darryn Peterson, Kansas\*

P.J. Haggerty, K-State

**Christian Anderson, Texas Tech****JT Toppin, Texas Tech\***

\*-unanimous selection

**Preseason Player of the Year:** JT Toppin, Texas Tech**Preseason Newcomer of the Year:** LeJuan Watts, Texas Tech**Preseason Freshman of the Year:** Darryn Peterson, Kansas

season in the Tech record book and was the 7th most nationally during the season. . . Toppin has produced 1,593 points, 907 rebounds and 159 blocked shots through 94 career games. . . Toppin played his freshman season at New Mexico and has now played 58 games as a Red Raider where he has scored 1,148 points and has 581 rebounds – averaging 19.8 points and 10.0 rebounds in a Texas Tech uniform. . . At the time of his injury, Toppin ranked second among all active players with 47 career double-doubles and by averaging 9.6 rebounds throughout his career. . . His 47 double-doubles were only behind Yaxel Lendeborg (Michigan) who had 51. . . Toppin is the 43rd player at Tech to reach the 1,000-point milestone in games played as a Red Raider.

### Christian Anderson: “Tough. Team player. Human highlight.”

A Wooden Award Top 20 and Jersey Mike's Naismith Trophy Player of the Year Late-Season selection and two-time Big 12 Player of the Week this season, Anderson leads the Big 12 and is third nationally with 7.7 assists per game while also ranking fifth in the conference in scoring with 19.0 points per game. . . Anderson, who went for 19 points with six 3-pointers and eight assists at Arizona and then had 18 points and six assists at Arizona State, is also third in the Big 12 by shooting 44.0% on 3-pointers and with 3.52 made 3-pointers per game. . . He is 88-for-200 (44.0%) from beyond the arc for the season and extended a streak of nine straight games scoring in double figures and nine straight with six or more assists. . . Anderson missed his only game of the season in the loss against Kansas after starting the previous 21 but returned to post his sixth double-double of the season with 13 points and 11 assists in the win over West Virginia. . . The 11 assists represented his seventh game this season with double-figure assists, including a career-high of 13 in a win over Oklahoma State. . . A sophomore guard on the Bob Cousy Award Midseason Top 10, Anderson made a career-high eight 3-pointers (8-for-10) and led the Red Raiders with 26 points and six assists in the win at Baylor before providing 12 points and nine assists in the win over Houston. . . He now has nine games this season scoring over 20 points (13 in his career) and has made five or more 3-pointers in seven games this season. . . He recorded his fifth double-double of the season with 26 points and 12 assists against Utah and followed with 22 points and seven assists against BYU. . . Anderson scored a career-high 34 points in the season opener against Lindenwood in a game he also produced 11 assists for his first career double-double. . . His 13 assists against Oklahoma State matched a program record in Big 12 games and was only one behind the all-time single-game record of 14 by Stan Bonewitz in 1996 against Fresno State. . . Anderson was named to the Big 12 Starting Five for the fourth time this season after a 29-point performance against Winthrop in the non-conference finale. . . He was the Big 12 Player of the Week for the second time this season after leading the Red Raiders with 27 points and five assists in the win over Duke. . . Against the Blue Devils, he scored 23 of his 27 points in the second half and finished the game shooting 5-for-9 on 3-pointers and then scored 25 points in the first half against Winthrop. . . In non-conference play, he also produced 26 points and 11 assists against Arkansas along with 27 points and 10 assists in the win over LSU. . . Anderson, who has made the Big 12 Starting Five four times this season, also leads the Big 12 and is second nationally by playing 38:46 minutes per game and has recorded five or more assists in 23-of-25 games played this season. . . He has played all 40 minutes in eight games this season, including playing all 45 in the overtime win over Arizona and 40 against Wyoming, Duke, Arkansas, Colorado, BYU, at home game against Houston and at WVU. . . An Atlanta, Georgia native, he was named the Big 12 Player of the Week and to the Big 12 Starting Five on November 11 after averaging 26.0 points, 9.0 assists, 4.5 rebounds and 3.5 steals in the first week of the season – along with only having three turnovers. . .

### RED RAIDER RANKING STREAK

Texas Tech was unranked for the majority of the 2024-25 season but would rise to No. 8 in the final rankings after advancing to the Elite Eight. This year's team was ranked No. 10 in the AP Top 25 Preseason Poll for its highest preseason ranking in program history. The program is now on its longest streak with 24 straight appearances in the AP Top 25.

Unranked - Jan. 20, 2025  
No. 22 - Jan. 27, 2025  
No. 13 - Feb. 3, 2025  
No. 12 - Feb. 10, 2025  
No. 9 - Feb. 17, 2025  
No. 10 - Feb. 24, 2025  
No. 9 - March 3, 2025  
No. 9 - March 10, 2025  
No. 9 - March 17, 2025  
No. 8 - April 8, 2025 (FINAL)  
No. 10 - Oct. 13, 2025 (PRESEASON)  
No. 11 - Nov. 11, 2025  
No. 15 - Nov. 17, 2025  
No. 20 - Nov. 24, 2025  
No. 19 - Dec. 1, 2025  
No. 16 - Dec. 8, 2025  
No. 19 - Dec. 15, 2025  
No. 15 - Dec. 22, 2025  
No. 14 - Jan. 5, 2026  
No. 15 - Jan. 12, 2026  
No. 12 - Jan. 19, 2026  
No. 11 - Jan. 26, 2026  
No. 13 - Feb. 2, 2026  
No. 16 - Feb. 9, 2026  
No. 13 - Feb. 16, 2026

He is the first player in program history to have a double-double with 30-plus points and 10-plus assists. . . Entering the season, Anderson was named to the All-Big 12 Preseason Team and is on the Bob Cousy Award Preseason Watch List. . . He was coming off a freshman season where he averaged 10.6 points and 2.2 assists per game – earning All-Big 12 Freshman Team honors before helping Germany to the silver medal in the FIBA U19 World Cup during the summer in Switzerland. . . A 6-foot-3 point guard, Anderson scored a freshman-season high of 22 points in the Sweet 16 win over Arkansas last season and matched the team lead by making 71 3-pointers. . . He led the Red Raiders with 46 made 3-pointers in Big 12 play and finished the season shooting 38.0 percent from distance. . . During the summer with Germany, Anderson averaged 17.3 points, 6.6 assists and 4.9 rebounds, including scoring 18 points and having nine assists against the USA in the championship game. . . He finished his freshman season with four games of scoring 20 or more points and had a career-high six assists in the win at Kansas. . . Anderson comes into the matchup against Kansas State with 848 points, 268 assists, 193 rebounds, 76 steals and is 159-for-387 (41.1%) on 3-pointers through 60 career games. . . In Big 12 games, Anderson is averaging 17.3 points, 8.25 assists and is shooting 44-for-99 (44.4%) on 3-pointers against conference opponents.

### Donovan Atwell: “Hit shots. Consistent. Play hard.”

Atwell leads Tech, is second in the Big 12 and sixth nationally with 94 made 3-pointers this season after going 4-for-8 and finishing with 12 points at Arizona State. . . His 94 3-pointers has matched the Texas Tech single-season record that has been held by Cory Carr since the 1996-97 season. . . He ranks second in the Big 12 and is sixth nationally by shooting 44.8% on 3-pointers for the season and is second in the conference and third nationally with 3.62 made 3-pointers per game. . . He is now averaging 12.5 points per game as Tech's only starter in all 26 games. . . Atwell has made 305-of-747 (40.8%) 3-pointers in 120 career games. . . Over the past five games, Atwell has made 21 3-pointers (46.7%) after also hitting 6-of-10 against Colorado at home and then making three in the win over Arizona. . . He made a season-high seven 3-pointers (7-for-10) and finished with 21 points in the win at Baylor before providing 18 points against Houston where he was 5-for-8 on 3-pointers in the win. . . His production against Colorado at home was his third game scoring over 20 points this season while his six 3s was his 22nd career game making five or more in a game. . . In the NCAA, Atwell is sixth in career free-throw percentage among all active players at 90.2% and is 11th with his 305 made 3-pointers. . . Through 12 Big 12 games, he is averaging 14.2 points per



conference game and is 50-for-107 (46.7%) on 3-pointers against conference opponents... He reached the 1,000-point career milestone in the game against Arkansas where he finished with six points on 2-for-5 shooting on 3-pointers... Atwell, who played in his 100th career game against Purdue, started the season with two straight games with six 3-pointers before a game against Milwaukee where he was 5-for-9 from deep and finished with 17 points... Atwell made six 3-pointers against Sam Houston and Lindenwood – just two back of his career-high coming into the season... Atwell went 6-for-13 on 3-pointers and also added four rebounds and two steals in the opener against Lindenwood and was 6-for-11 on 3-pointers in the second game of the season against Sam Houston... He joined the Red Raiders for his senior season after playing the past three at UNC Greensboro and was coming off a junior season where he averaged 13.3 points per game and was 96-for-241 (39.8 percent) on 3-pointers... His 96 3-pointers last season were the 43rd most in the nation... He scored a career-high 28 points last season at Chattanooga by going 6-for-7 on 3-pointers and has two games in his career with eight made 3-pointers... Atwell averaged scoring in double figures the past two seasons, including going for 11.4 points per game as a sophomore in the 2023-24 season where he was 93-for-220 (42.3 percent) on 3-point attempts... His career-high for 3-pointers made is eight, knocking down eight 3s against Kansas City and Eastern Kentucky during the 2023-24 season while at UNC Greensboro... A Huntersville, North Carolina native, he comes into the game at Kansas State with 1,214 career points in his career.

#### LeJuan Watts: "Tough. Leader. Consistent."

Watts recorded his third double-double of the season and led Tech with 19 points and 12 rebounds against Kansas and is currently averaging 11.9 points, 6.1 rebounds and 2.6 assists per game... A redshirt junior in his first season at Tech, Watts reached the 1,000-point career milestone at Baylor after providing 13 points and seven rebounds in the road win... Against Baylor, he entered the game with 996 career points and is now at 1,066 career points... Watts put up 20 points and eight rebounds in the win over BYU for his fourth game this season and 10th in his career with 20-plus points... In the first matchup at Colorado, he recorded his second double-double of the season after going for 11 points and 11 rebounds along with adding six assists... A double-figure scorer in 13 games this season and 53 in his career, he

scored 19 points in the win against Oklahoma State while also producing nine rebounds... Named the Big 12 Preseason Newcomer of the Year, he earned Big 12 Newcomer of the Week and Lute Olson National Player of the Week honors after providing 20 points, six rebounds, three assists and three steals against Duke following a career-high 36 points after going 12-for-13 from the field with three 3-pointers in the win over Northern Colorado... According to ESPN Insights, the shooting performance against Northern Colorado makes Watts the first player in Big 12 history to score over 35 points while shooting over 90% (he was 12-for-12 from the field before missing a 3-pointer with 1:22 remaining in the game)... Along with his field goal percentage, Watts went 9-of-11 at the free-throw line to smash his previous career-high of 24 points last season against San Francisco while he was playing for Washington State as a sophomore... He recorded his first double-double as a Red Raider and the 11th of his career with 15 points and 10 rebounds in the win over LSU... He knocked on the door of his first double-double of the season with 10 points and nine rebounds in the win over Milwaukee and just missed his second with nine rebounds against OSU... Watts, who now has 13 double-figure scoring performances this season, scored a previous season-high 21 points on 8-for-10 shooting from the field (2-2 on 3s) at No. 14 Illinois... He made his Tech debut in the second game of the season against Sam Houston and finished with 11 points and six rebounds in 25 minutes of play after missing the opener with a lower body injury... Watts entered the season as the Big 12 Preseason Newcomer of the Year along with being selected for the Julius Erving Award Preseason Watch List... A Fresno, California native, he is in his fourth year in college after playing last season at Washington State and spending two seasons at Eastern Washington where he redshirted as a true freshman... At Washington State last season, he averaged 13.7 points, 6.7 rebounds and 4.4 assists per game... He had 10 double-doubles and also recorded a triple-double with 20 points, 10 rebounds and 10 assists against Santa Clara... He scored a previous career-high 24 points in a game against San Francisco and grabbed a career-best 14 rebounds against Idaho last season... Watts comes into the matchup against Kansas State with 1,066 points, 537 rebounds, 268 assists, 10 games scoring 20-or-more points and 13 double-doubles through 91 games played in his career... Through 13 Big 12 games, Watts is averaging 10.3 points and 6.5 rebounds in conference play.

#### TEXAS TECH RECORDS WATCH

##### SEASON • INDIVIDUAL • ASSISTS • ALL GAMES

	PLAYER	SEASON	GAMES	APG	ASST
1	Elijah Hawkins	2024-25	35	6.46	226
2	John Roberson	2008-09	33	6.42	212
3	<b>Christian Anderson</b>	<b>2025-26</b>	<b>25</b>	<b>7.64</b>	<b>191</b>
4	John Roberson	2009-10	35	5.43	190
5	Jason Martin	1995-96	32	5.69	182

##### TEAM SEASON • 3-POINT FIELD GOALS MADE • ALL GAMES

	3FGM	TEAM	GAMES	3FGA	PCT	3FGM/PG
1	371	2024-25	37	1011	.367	10.03
2	<b>296</b>	<b>2025-26</b>	<b>26</b>	<b>760</b>	<b>.389</b>	<b>11.38</b>
3	289	2023-24	34	804	.359	8.50
4	277	2018-19	38	759	.365	7.28

##### INDIVIDUAL SEASON • 3-POINT FIELD GOALS MADE • ALL GAMES

	3FGM	PLAYER	SEASON	GAMES	3FGA	PCT
1	94	Cory Carr	1996-97	28	249	.378
2	<b>94</b>	<b>Donovan Atwell</b>	<b>2025-26</b>	<b>26</b>	<b>210</b>	<b>.448</b>
3	92	Cory Carr	1995-96	32	235	.391
4	91	Alan Voskuil	2008-09	33	209	.435
5	<b>88</b>	<b>Christian Anderson</b>	<b>2025-26</b>	<b>25</b>	<b>200</b>	<b>.440</b>
6	84	Stan Bonewitz	1997-98	27	201	.418
7	79	Jarrius Jackson	2006-07	34	181	.436
8	78	John Roberson	2010-11	30	191	.408
9	77	Koy Smith	1995-96	31	213	.362
10	76	Lance Hughes	1994-95	29	197	.386

#### Jaylen Petty: "Leader. Creative. Bucket-getter."

Petty has scored in double figures in 12 games this season after going for 12 points in the win over Colorado after scoring 11 points in the games against West Virginia and Kansas... He was limited to two points against Arizona after fouling out for the only time this season and then had four points at Arizona State... A starter in all 13 conference games and 14 overall this season, he is averaging 8.9 points per game and has made 47 3-pointers as a true freshman... Against Kansas, he also had a career-high seven assists and is now averaging 2.2 assists per game... He also scored 18 points after going 4-for-6 on 3-pointers in the home win over Houston and had a career-best nine rebounds at Colorado... Petty is shooting 47-for-132 (35.6%) on 3-pointers... Along with his 3-point sharpshooting, Petty is now 30-of-35 (85.7%) from the free-throw line this season, including going 4-of-4 at the line against Houston and 2-of-3 against Kansas... Petty had matched a career-high with five assists and also added 10 points in the win over BYU... He matched a career high and led Texas Tech with 20 points at Houston in the first meeting against the Cougars after going 5-for-9 on 3-pointers... A Seattle native, he now has two games with 20 points and is averaging 9.5 points per game against Big 12 opponents and is 26-for-73 (35.6%) in Big 12 games on 3-pointers... Petty made his first career start and scored a career-high 20 points for the first time in the win over Winthrop after making two 3-pointers and going 6-of-7 at the free-throw line... A reserve in

CONTINUED

his first 11 appearances of the season, he started for the first time against Winthrop in the non-conference finale and then against versus Oklahoma State in the Big 12 opener where he finished with four 3-pointers in a game where he scored 12 points to mark his sixth double-figure scoring performance of his freshman season. . . Petty recorded a previous career-high with 14 points in the win over Northern Colorado after going 3-for-5 on 3-pointers and 5-of-5 at the free-throw line before contributing five points in the win over Duke. . . He had matched his previous career-high for the third time this season with 11 points in the win over LSU after going 3-for-4 on 3-pointers and was coming off a game against Arkansas where he had eight points and six rebounds. . . His 11 points in the win over LSU was his third game with 11 points this season after also posting 11 against Milwaukee and Wake Forest. . . Against No. 1 Purdue, he led Tech with four assists and also had five points and three rebounds in 34 minutes of play as a reserve. . . He made a strong collegiate debut by going for nine points, eight rebounds, five assists, two steals and having only one turnover against Lindenwood in the opener after playing 34 minutes off the bench. . . Petty earned Washington Gatorade Player of the Year honors last season after averaging 24.5 points, 5.9 rebounds, 5.5 assists and 3.2 steals per game at Rainier Beach High School. . . A four-star recruit, he led his team to a state championship and had a triple-double in a game where he produced 61 points, 15 assists and 15 steals. . . Petty was a McDonald's All-American nominee, adidas All-America, NBPA Top 100 selection, a two-time Donovan Mitchell camp participant, an Allen Iverson Showcase selection and the Iverson Class 24K Showcase MVP.

**Tyreee Bryan: "Team player. Competitor. Hard worker."**

Bryan comes into the game against Kansas State with 998 career points and 163 made 3-pointers after providing six points against Kansas with two made 3-pointers and had two points in the win over Colorado in Lubbock to get closer to the 1,000-point milestone. . . Bryan played limited minutes at Arizona and Arizona State but did not score. . . He scored seven points and had two rebounds in the win at Baylor and finished with two points against Houston and three at UCF. . . A starter in 12 games this season and a reserve throughout Big 12 play, Bryan is averaging 3.9 points and 2.7 rebounds per game with nine points against Oklahoma State for his conference-high this season. . . The game against Oklahoma State was his first to play as a reserve this season and was his second game where he made three 3-pointers. . . He was 2-for-5 on 3-pointers in the game against Arkansas and has now made 19-of-64 on 3-point attempts this season. . . In the Bahamas, he recorded his 52nd career game scoring in double figures after going for 13 points against Wake Forest with a season-best three 3-pointers. . . Along with scoring 13 against Wake Forest, he also had seven rebounds, two steals and made a season-high three 3-pointers. . . Bryan hit his season-high 13 points for the first time on 5-for-10 shooting in the win over Milwaukee in Tech's last home game after having a previous high of 12 against Sam Houston. . . An Orlando, Florida native, Bryan is in his first season at Texas Tech after playing the past two at Santa Clara and beginning his career with one season at Charleston Southern and one at River State College. . . He was coming off a season at Santa Clara where he averaged 10.4 points per game and shot 66-for-154 (42.9 percent) on 3-pointers. . . Bryan scored a career-high 35 points against Gonzaga last season after going 7-for-12 from deep. . . He made four or more 3-pointers in seven games last season and is now 163-for-410 (39.8 percent) on 3-pointers in his career. . . Bryan has 998 points, 488 rebounds, 136 assists and 72 steals through 118 career games played.

**Luke Bamgboye: "Resilient. Humble. Athletic."**

Bamgboye has now played in 13 games this season, including matching a season-high with six rebounds at Arizona State and playing in the win over Arizona where he provided three rebounds, one steal and one point in 13 minutes as a reserve. . . He recorded seven points, four blocks and three rebounds in the win over Colorado after he had three blocks, five rebounds and two points against WVU. . . He now has four games with three or more blocks through 13 games played this season and is averaging 3.9 points, 1.7 blocks and 3.2 rebounds per game. . . A sophomore in his first season at Texas Tech, Bamgboye played in his first Big 12 game at UCF and provided two points and two blocks before playing 8:39 minutes against Kansas. . . He had missed the previous nine games with a lower body injury after he left the game against Northern Colorado where he scored four points and had two rebounds in seven minutes of action. . . He also had missed the game against Arkansas due to being in concussion protocol after he had started the past four games. . . Against LSU, Bamgboye provided 6 points and 3 rebounds in the win. . . He recorded his second four-block game of the season and scored a season-high 13 points in the win over New Orleans before having two blocks and five rebounds against Wyoming in the past two home games. . . Bamgboye made his first start as a Red Raider in the loss against No. 1 Purdue and finished with five points, two rebounds and one blocked shot after he had contributed six points, six rebounds and one blocked shot in the win over Wake Forest. . . A 6-foot-11 sophomore, he made his Texas Tech debut with four blocked shots and four points in the win over Milwaukee. . . He had missed the first three games this season with a lower body injury. . . He transferred to Texas Tech after playing his freshman season at VCU where he ranked second among all freshmen in the nation with 75 blocks and was tied for 17th overall with 2.14 blocks per game. . . A London native, he averaged 3.8 points and 3.3 rebounds in a season where he earned Atlantic 10 Conference All-Defensive Team and All-Rookie honors. . . He appeared in 35 games with 24 starts, including scoring a career-high 17 points and having a career-best seven blocks against UMass. . . Bamgboye has played in 48 career games and currently has 97 blocked shots, 185 points and 157 rebounds.

**Leon Horner: "Vocal. High intensity. Coachable."**

Horner played a career-high 26 minutes in the win over Arizona and finished with five points and five rebounds before having four points at Arizona State in 10 minutes of action. . . Horner, who has played 18 games as a reserve this season, made a 3-pointer in the first half against Arizona and was 2-for-3 from the field. . . He also contributed five points and four rebounds in the win over Oklahoma State after scoring six points in the previous two games against Winthrop and Duke. . . A sophomore in his second season at Tech, he is currently averaging 2.8 points and 2.3 rebounds. . . Against Winthrop, Horner matched a career-high with five rebounds after also having five rebounds against Purdue earlier this season. . . A Dallas native, he also had three rebounds in the win over LSU after playing against Wyoming where he had four points and four rebounds in 18 minutes of action. . . Horner provided a career-high three assists and scored two points in the win over New Orleans after he had five points and five rebounds in the loss against No. 1 Purdue. . . Horner scored a career-high 10 points after making 2-of-3 shots from beyond the arc in the season opener against Lindenwood along with grabbing 6 rebounds but missed the games against Sam Houston and No. 14 Illinois with a lower body injury. . . Horner has played in 21 career games after he returned for his second season at Texas Tech following playing nine games last season as a true freshman. . . A Dallas, Texas native, he scored his first career points in a win over Oral Roberts and had one rebound in five games. . . Horner played at Dynamic Prep and was a McDonald's All-American nominee as a senior where he averaged 14.5 points, 6.0 rebounds and 3.0 assists.

**CONTINUED**



**Nolan Groves: “Hardworking. Coachable. Team player.”**

Groves established a new Texas Tech freshman record in his college debut by grabbing 16 rebounds in the win over Lindenwood and scored 7 points in the first two games of the season. . . Through 19 games played, he is averaging 0.9 points and 1.3 rebounds per game. . . He did not score against Duke, but played 13 minutes and had a team-best plus-13 while on the court playing strong defense. . . Against Winthrop, Groves had three rebounds and a steal in 16 minutes of playing time. . . In the Bahamas, Groves came off the bench and scored four points against No. 1 Purdue with one 3-pointer and a free throw. . . Against Lindenwood, he had 6 offensive rebounds and 10 on the defensive side of the court to go along with scoring 7 points, dishing out 3 assists and coming away with 2 steals in 27 minutes of action from the starting lineup. . . Groves entered his freshman season after earning Minnesota Gatorade Player of the Year while playing for Orono High School. . . He finished his senior season averaging 34.1 points, 8.5 rebounds, 6.0 assists and 3.0 steals per game. . . A Long Lake, Minnesota native, Groves scored 40 or more points in nine games and had a 57-point performance during his senior year of high school.

**Josiah Moseley: “Versatile. Energetic. All over the court.”**

Moseley made his Texas Tech debut in the home win over Houston after missing the first 19 games of the season with a lower body injury he suffered in the summer. . . Moseley scored six points and had six rebounds against the Cougars, going 2-for-2 on 3-pointers and pulling down three offensive rebounds in 9:37 of playing time. . . He scored four points and had one assists at Arizona State in his sixth appearance of the season. . . At UCF, Moseley once again scored six points and added three rebounds and an assist in 17 minutes of playing time. . . Through six games played this season, Moseley is averaging 2.7 points and 2.3 rebounds per game. . . He returned to his home state of Texas after playing his freshman season at Villanova where he played in 30 games as a reserve. . . A Round Rock, Texas native, he was the 2023-24 Texas Gatorade Player of the Year after averaging 22.8 points and 8.9 rebounds for Stony Point High School. . . At Villanova, Moseley scored a career-high 10 points against Lafayette and had a career-best seven rebounds against Temple. . . He finished his freshman season averaging 1.9 points and 2.3 rebounds per game. . . Moseley has played in 36 games in his collegiate career and currently has 74 points and 82 rebounds.

**Jazz Henderson: “Vocal. Confident. Energetic.”**

Henderson made his sixth appearance of his career and made his first 3-pointer against Kansas, hitting a 3 to give Tech a 53-45 lead with 10:38 on the clock. . . A red-shirt freshman, Henderson finished the game with three points and one assists in a career-high 7:47 minutes of playing time. . . He made his college debut and scored two points in seven minutes of playing time against Lindenwood and contributed two rebounds in the win over Sam Houston. . . He appeared in his fifth career game against Oklahoma State but had missed the previous five games due to a lower body injury before playing against Kansas. . . Henderson is in his second season with the Texas Tech basketball program after redshirting due to injury last season. . . A Dallas, Texas native, he was a three-time state champion at Oak Cliff Faith Family High School where he averaged 14 points and 7 assists as a senior.

**Marial Akuentok: “Energetic. Encouraging. Fearless.”**

Akuentok returned to the court at Colorado on January 10 after missing seven games due to a lower body injury and also played limited minutes against Utah and Baylor. . . Akuentok has been available but has not played due to coach’s decision since the game at Baylor on Jan. 20. . . His return to the court at Colorado was his fifth appearance this season and first since playing limited minutes against Purdue in the Bahamas on November 21. . . Akuentok played five minutes at Baylor as a reserve. . . He started and

**RED RAIDER 20-WIN SEASONS (18 in 100 seasons)**

**1939-40:** 21-7 - Berl Huffman  
**1948-49:** 21-9 - Polk Robison  
**1953-54:** 21-5 - Polk Robison  
**1975-76:** 25-6 - Gerald Myers  
**1976-77:** 20-9 - Gerald Myers  
**1984-85:** 23-8 - Gerald Myers  
**1994-95:** 20-10 - James Dickey  
**1995-96:** 30-2 - James Dickey  
**2001-02:** 23-9 - Bob Knight (\*first season)  
**2002-03:** 22-13 - Bob Knight  
**2003-04:** 23-11 - Bob Knight  
**2004-05:** 22-11 - Bob Knight  
**2006-07:** 21-13 - Bob Knight  
**2017-18:** 27-10 - Chris Beard  
**2018-19:** 31-7 - Chris Beard (\*program wins record)  
**2021-22:** 27-10 - Mark Adams (\*first season)  
**2023-24:** 23-11 - Grant McCasland (\*first season)  
**2024-25:** 28-9 - Grant McCasland

made his college debut in the win over Lindenwood – going for 8 rebounds, 7 points and having one blocked shot – before playing in a reserve role against Sam Houston, Illinois and Purdue. . . Through seven games played, Akuentok is averaging 1.4 points and 2.0 rebounds per game. . . He was 3-for-5 from the field in 17 minutes of action against Lindenwood and scored the first points of the season for the Red Raiders with a 3-pointer. . . Akuentok returned for his second season at Texas Tech after redshirting last year. . . He joined the program in January and experienced the journey to the Elite Eight. . . Akuentok is from Edmonton, Alberta, Canada and was a top 100 recruit who reclassified. . . He played at Fort Erie International Academy and was named the co-player of the year and defensive player of the year. . . He also competed for the U18 Canada National Team and helped lead them to the bronze medal at the 2024 FIBA U18 AmeriCup.

**Jack Francis: “Humble. Resilient. Coachable.”**

Francis is the longest tenured Red Raider, having joined the program as a practice player in the 2022-23 season. . . He has appeared in 27 games in his career, including playing in 11 games this year after making 11 appearances last season. . . An Austin, Texas native, Francis played at Anderson High School where he scored over 1,000 points in his career. . . At Tech, he scored his first career points with a pair of free throws against Sam Houston and also scored last season against Oral Roberts. . . Texas Tech is now 26-1 in games he has appeared in after he played in the final two minutes against Colorado.

**LaTrell Hoover: “Energetic. Coachable. Hardworking.”**

The final addition to this year’s roster, Hoover signed with the Red Raiders on September 8 and immediately joined the program to begin practicing. . . McCasland said he plans to redshirt Hoover this season. . . Hoover is listed at 7-foot tall, making him the tallest player on the roster. . . A San Antonio, Texas native, Hoover played at Samuel Clements High School where he averaged 11.4 points and 8.8 rebounds per game as a senior – earning all-district second team honors.

**PROGRAM:** The Red Raiders finished last season with a 28-9 overall record, including being second in the Big 12 standings with a 15-5 conference record. Tech matched the program record with a No. 3 seed in the NCAA Tournament and advanced to the program’s third Elite 8. As a program in recent seasons, Tech has advanced to the Elite Eight (2018), NCAA Final (2019), Sweet 16 (2022), and Elite Eight (2025).

# 1 TYEREE BRYAN SENIOR | GUARD | ORLANDO, FLORIDA (Olympia HS)

## CAREER STATS

				Field Goals		3-Point		F-Throws		Rebounds								Scoring		
SEASON	TEAM	GP-GS	MIN/AVG	FG-FGA	FG%	3FG-3FGA	3FG%	FT-FTA	FT%	OFF	DEF	TOT	AVG	PF-FO	A	TO	BLK	STL	PTS	AVG
2022-23	ChaSou	29-28	910/31.4	118-261	.452	40-95	.421	28-37	.757	69	90	159	5.5	47-0	51	33	12	18	304	10.5
2023-24	SCU	32-6	813/25.4	99-229	.432	38-97	.392	26-37	.703	36	85	121	3.8	47-1	20	19	10	9	262	8.2
2024-25	SCU	32-25	873/27.3	118-255	.463	66-154	.429	32-49	.653	51	90	141	4.4	35-1	51	24	10	36	334	10.4
2025-26	TTU	25-13	447/17.9	34-96	.354	19-64	.297	11-17	.647	26	41	67	2.7	31-1	14	9	6	9	98	3.9
TOTAL FOR TTU		25-13	447/17.9	34-96	.354	19-64	.297	11-17	.647	26	41	67	2.7	31-1	14	9	6	9	98	3.9
TOTAL		118-72	3044/25.8	369-841	.439	163-410	.398	97-140	.693	182	306	488	4.1	160-3	136	85	38	72	998	8.5

## Single Game Highs

Statistic	Value	
Points	35	at Gonzaga 01/18/25
Rebounds	11	at Presbyterian 01/07/23
Assists	5	at Portland 02/06/25, vs High Point 01/11/23
Steals	5	vs Fresno St. 12/07/24
Blocks	2	vs Washington St. 12/16/23, vs South Dakota 12/21/24, vs Toccoa Falls 11/07/22
FG Made	13	at Gonzaga 01/18/25
FG Attempts	21	at Gonzaga 01/18/25
3FG Made	7	at Gonzaga 01/18/25
3FG Attempts	12	at Gonzaga 01/18/25
FT Made	5	vs USC Upstate 12/31/22, vs Washington St. 12/16/23
FT Attempts	6	vs Washington St. 12/16/23

CAREER DOUBLE-DOUBLES: 2

## SEASON HIGHS: 13 points vs. Wake Forest and Milwaukee; 8 rebounds vs. Lindenwood

Opponent	Date	GS	MIN	Total		3-Pointers		Free throws		Rebounds				PF				PTS		AVG
				FG-FGA	PCT	3FG-3FGA	PCT	FT-FTA	PCT	OFF	DEF	TOT	AVG	PF	A	TO	BLK	STL	PTS	
Lindenwood	11/04/2025	*	26:30	3-12	.250	1-7	.143	0-0	.000	3	5	8	8.0	4	0	3	1	0	7	7.0
Sam Houston	11/07/2025	*	28:15	4-5	.800	2-2	1.000	2-5	.400	3	4	7	7.5	1	1	0	0	2	12	9.5
at Illinois	11/11/2025	*	25:55	1-4	.250	1-3	.333	0-0	.000	0	0	0	5.0	5	1	0	0	0	3	7.3
Milwaukee	11/14/2025	*	31:27	5-10	.500	1-3	.333	2-2	1.000	2	2	4	4.8	3	1	0	0	0	13	8.8
vs Wake Forest	11/20/2025	*	33:29	3-10	.300	3-8	.375	4-4	1.000	4	3	7	5.2	2	1	4	1	2	13	9.6
vs Purdue	11/21/2025	*	15:42	0-2	.000	0-2	.000	0-0	.000	0	1	1	4.5	0	0	0	0	0	0	8.0
New Orleans	11/26/2025	*	17:50	0-1	.000	0-1	.000	0-0	.000	2	4	6	4.7	2	1	1	0	0	0	6.9
Wyoming	11/30/2025	*	23:22	1-6	.167	0-4	.000	1-3	.333	1	0	1	4.3	0	0	0	0	0	3	6.4
vs LSU	12/07/2025	*	17:59	1-2	.500	1-2	.500	0-1	.000	1	2	3	4.1	1	0	0	0	0	3	6.0
vs Arkansas	12/13/2025	*	32:25	3-7	.429	2-5	.400	0-0	.000	1	3	4	4.1	2	4	0	1	0	8	6.2
Northern Colo.	12/16/2025	*	14:03	0-3	.000	0-3	.000	0-0	.000	0	1	1	3.8	0	2	0	1	1	0	5.6
vs Duke	12/20/2025	*	03:14	0-0	.000	0-0	.000	0-0	.000	0	0	0	3.5	0	0	0	0	0	0	5.2
Oklahoma St.	01/03/2026		17:39	3-7	.429	3-5	.600	0-0	.000	1	2	3	3.5	0	0	0	1	0	9	5.5
at Houston	01/06/2026		03:47	0-0	.000	0-0	.000	0-0	.000	0	1	1	3.3	2	0	0	0	0	0	5.1
at Colorado	01/10/2026		14:36	2-5	.400	1-4	.250	0-0	.000	0	2	2	3.2	0	1	0	0	0	5	5.1
Utah	01/14/2026		15:11	1-3	.333	0-1	.000	0-0	.000	3	3	6	3.4	0	0	0	1	0	2	4.9
BYU	01/17/2026		03:18	0-2	.000	0-2	.000	0-0	.000	0	0	0	3.2	0	0	0	0	0	0	4.6
at Baylor	01/20/2026		28:25	2-2	1.000	1-1	1.000	2-2	1.000	1	1	2	3.1	2	1	0	0	1	7	4.7
Houston	01/24/2026		19:35	1-2	.500	0-1	.000	0-0	.000	1	1	2	3.1	1	0	0	0	0	2	4.6
at UCF	01/31/2026		14:16	1-2	.500	1-2	.500	0-0	.000	0	1	1	3.0	3	0	0	0	0	3	4.5
Kansas	02/02/2026	*	33:17	2-6	.333	2-6	.333	0-0	.000	1	2	3	3.0	1	0	0	0	2	6	4.6
at West Virginia	02/08/2026		02:53	0-0	.000	0-0	.000	0-0	.000	0	0	0	2.8	0	0	0	0	0	0	4.4
Colorado	02/11/2026		15:13	1-5	.200	0-2	.000	0-0	.000	2	3	5	2.9	1	1	1	0	1	2	4.3
at Arizona	02/14/2026		07:33	0-0	.000	0-0	.000	0-0	.000	0	0	0	2.8	1	0	0	0	0	0	4.1
at Arizona St.	02/17/2026		01:22	0-0	.000	0-0	.000	0-0	.000	0	0	0	2.7	0	0	0	0	0	0	3.9
<b>Totals</b>		<b>13</b>	<b>447:16</b>	<b>34-96</b>	<b>.354</b>	<b>19-64</b>	<b>.297</b>	<b>11-17</b>	<b>.647</b>	<b>26</b>	<b>41</b>	<b>67</b>	<b>2.7</b>	<b>31</b>	<b>14</b>	<b>9</b>	<b>6</b>	<b>9</b>	<b>98</b>	<b>3.9</b>

## Player Averages

Games Played	Minutes/ game	Points/ game	FG Pct	3FG Pct	FT Pct	Rebounds/ game	Assists/ game	Turnovers/ game	Assist/Turnover ratio	Steals/ game	Blocks/ game
25	17.9	3.9	35.4	29.7	64.7	2.7	0.6	0.4	1.6	0.4	0.2

## PRIOR TO TEXAS TECH

Played the last two seasons at Santa Clara, one at Charleston Southern and his freshman year at Indian River State College.. Through three NCAA seasons, Bryan had scored 900 points and made 144 3-pointers (41.6 percent) in 93 career games... Was coming off a season at Santa Clara where he averaged 10.4 points, 4.4 rebounds, 1.6 assists, 1.1 steals and 2.06 3-pointers made per game... Scored a career-high 35 points against Gonzaga last season, making 7-of-12 of his 3-point attempts and finishing at 13-for-21 from the field (also added seven rebounds and four assists in the game)... Made four or more 3-pointers in seven games last season, including making 5-of-6 from beyond the arc against UC Riverside in the NIT... Finished his junior season by shooting 66-for-154 (42.9 percent) on 3-pointers and also had 51 assists and 36 steals... Played in 32 games with 25 starts, recording 16 games with double-figure scoring performances after also scoring 18 points against Pepperdine in the WCC quarterfinals... During his two seasons at Santa Clara, Bryan played in 64 games and had 32 double-figure scoring performances – averaging 9.3 points and 4.1 rebounds per game for the Broncos... Began his collegiate career by playing at Charleston Southern as a freshman where he averaged 10.5 points, 5.5 rebounds and 1.8 rebounds... Shot 42.1 percent on 3-pointers during that season, making 40-of-95 attempts from deep, with a season-high 23 points in games against Kennesaw State and Winthrop... Began his collegiate career at Indian River State College where he averaged 12.1 points and 7.3 rebounds for the Fort Pierce, Florida junior college



2

JAZZ HENDERSON

REDSHIRT FRESHMAN | GUARD | DALLAS, TEXAS (Faith Family Academy)

CAREER STATS

				Field Goals		3-Point		F-Throws		Rebounds				Scoring						
SEASON	TEAM	GP-GS	MIN/AVG	FG-FGA	FG%	3FG-3FGA	3FG%	FT-FTA	FT%	OFF	DEF	TOT	AVG	PF-FO	A	TO	BLK	STL	PTS	AVG
2025-26	TTU	7-0	28/4.0	2-5	.400	1-2	.500	0-0	.000	1	2	3	0.4	4-0	3	3	0	0	5	0.7
TOTAL		7-0	28/4.0	2-5	.400	1-2	.500	0-0	.000	1	2	3	0.4	4-0	3	3	0	0	5	0.7

Single Game Highs

Statistic	Value	
Points	3	vs Kansas 02/02/26
Rebounds	2	vs Sam Houston 11/07/25
Assists	2	vs Oklahoma St. 01/03/26
FG Made	1	vs Lindenwood 11/04/25, vs Kansas 02/02/26
FG Attempts	2	vs Kansas 02/02/26
3FG Made	1	vs Kansas 02/02/26
3FG Attempts	1	vs Winthrop 12/28/25, vs Kansas 02/02/26

SEASON HIGHS: 3 points vs. Kansas; 2 assists vs. Oklahoma State

Opponent	Date	GS	MIN	Total		3-Pointers		Free throws		Rebounds				PF	A	TO	BLK	STL	PTS	AVG
				FG-FGA	PCT	3FG-3FGA	PCT	FT-FTA	PCT	OFF	DEF	TOT	AVG							
Lindenwood	11/04/2025		07:05	1-1	1.000	0-0	.000	0-0	.000	0	1	1	1.0	2	0	0	0	0	2	2.0
Sam Houston	11/07/2025		01:33	0-0	.000	0-0	.000	0-0	.000	1	1	2	1.5	0	0	2	0	0	0	1.0
Northern Colo.	12/16/2025		02:28	0-0	.000	0-0	.000	0-0	.000	0	0	0	1.0	0	0	0	0	0	0	0.7
Winthrop	12/28/2025		04:03	0-1	.000	0-1	.000	0-0	.000	0	0	0	0.8	0	0	1	0	0	0	0.5
Oklahoma St.	01/03/2026		01:10	0-0	.000	0-0	.000	0-0	.000	0	0	0	0.6	0	2	0	0	0	0	0.4
Kansas	02/02/2026		07:47	1-2	.500	1-1	1.000	0-0	.000	0	0	0	0.5	1	1	0	0	0	3	0.8
Colorado	02/11/2026		03:36	0-1	.000	0-0	.000	0-0	.000	0	0	0	0.4	1	0	0	0	0	0	0.7
at Arizona St.	02/17/2026		05:19	0-0	.000	0-0	.000	0-0	.000	0	0	0	0.4	0	0	0	0	0	0	0.6
Totals		0	33:01	2-5	.400	1-2	.500	0-0	.000	1	2	3	0.4	4	3	3	0	0	5	0.6

Player Averages

Games Played	Minutes/ game	Points/ game	FG Pct	3FG Pct	FT Pct	Rebounds/ game	Assists/ game	Turnovers/ game	Assist/Turnover ratio	Steals/ game	Blocks/ game
8	4.1	0.6	40.0	50.0	0.0	0.4	0.4	0.4	1.0	0.0	0.0

PRIOR TO TEXAS TECH:

Three-time state champion at Oak Cliff Faith Family  
Averaged 14 points and 7 assists as a senior  
Averaged 10 points and 7 assists as a junior, 6 points and 4 assists during sophomore season  
Played for head coach Brandon Thomas at Oak Cliff Faith and was teammates with JT Toppin  
Also played with Southern Assault, Urban DFW and Texas Dynasty

PERSONAL:

Son of Gazmine and Latoya Henderson . . . Full name is Gazmine Henderson, Jr. . . Born in Dallas, Texas on October 4, 2005





# 3 LEJUAN WATTS

REDSHIRT JUNIOR | FORWARD | FRESNO, CALIFORNIA (Bullard HS)  
CAREER STATS

		Field Goals				3-Point		F-Throws		Rebounds												Scoring	
SEASON	TEAM	GP-GS	MIN/AVG	FG-FGA	FG%	3FG-3FGA	3FG%	FT-FTA	FT%	OFF	DEF	TOT	AVG	PF-FO	A	TO	BLK	STL	PTS	AVG			
2023-24	EWU	32-0	721/22.5	123-201	.612	15-37	.405	41-57	.719	42	115	157	4.9	71-4	54	44	12	29	302	9.4			
2024-25	WSU	34-34	1073/31.6	167-304	.549	27-64	.422	105-143	.734	53	175	228	6.7	83-2	149	111	17	36	466	13.7			
2025-26	TTU	25-20	703/28.1	99-235	.421	20-62	.323	80-103	.777	50	102	152	6.1	57-1	65	61	6	18	298	11.9			
TOTAL FOR TTU		25-20	703/28.1	99-235	.421	20-62	.323	80-103	.777	50	102	152	6.1	57-1	65	61	6	18	298	11.9			
TOTAL		91-54	2497/27.4	389-740	.526	62-163	.380	226-303	.746	145	392	537	5.9	211-7	268	216	35	83	1066	11.7			

CAREER DOUBLE-DOUBLES: 13; TRIPLE-DOUBLES: 1

## Single Game Highs

Statistic	Value
Points	36 vs Northern Colo. 12/16/25
Rebounds	14 vs Idaho 11/11/24
Assists	10 at Santa Clara 01/23/25
Steals	4 vs Saint Mary's (CA) 01/25/25, vs San Francisco 03/09/25
Blocks	2 6 times
FG Made	12 vs Northern Colo. 12/16/25
FG Attempts	22 vs Kansas 02/02/26
3FG Made	3 4 times
3FG Attempts	7 vs Kansas 02/02/26
FT Made	11 vs San Francisco 01/04/25
FT Attempts	13 vs San Francisco 01/04/25

SEASON HIGHS: 36 points vs. NoCol; 12 rebounds vs. Kansas; 6 assists vs. Wake Forest / at Colorado DOUBLE-DOUBLES: 3

Opponent	Date	GS	MIN	Total		3-Pointers		Free throws		Rebounds				PF	A	TO	BLK	STL	PTS	AVG
				FG-FGA	PCT	3FG-3FGA	PCT	FT-FTA	PCT	OFF	DEF	TOT	AVG							
Sam Houston	11/07/2025		24:53	3-5	.600	0-1	.000	5-8	.625	2	4	6	6.0	3	1	1	0	0	11	11.0
at Illinois	11/11/2025	*	29:39	8-10	.800	2-2	1.000	3-3	1.000	1	3	4	5.0	3	2	3	0	0	21	16.0
Milwaukee	11/14/2025	*	31:19	4-9	.444	0-1	.000	2-2	1.000	4	5	9	6.3	1	2	2	1	0	10	14.0
vs Wake Forest	11/20/2025	*	31:37	1-9	.111	0-4	.000	6-7	.857	2	4	6	6.3	2	6	3	0	1	8	12.5
vs Purdue	11/21/2025		13:00	0-0	.000	0-0	.000	0-0	.000	1	1	2	5.4	3	1	1	0	1	0	10.0
New Orleans	11/26/2025		23:20	2-11	.182	1-3	.333	7-10	.700	2	6	8	5.8	0	2	3	0	0	12	10.3
Wyoming	11/30/2025		28:45	6-12	.500	2-4	.500	5-5	1.000	1	3	4	5.6	0	3	2	1	0	19	11.6
vs LSU	12/07/2025		25:22	5-11	.455	1-2	.500	4-4	1.000	5	5	10	6.1	3	0	2	1	1	15	12.0
vs Arkansas	12/13/2025	*	32:39	3-10	.300	2-3	.667	0-0	.000	1	3	4	5.9	4	5	0	0	0	8	11.6
Northern Colo.	12/16/2025	*	37:10	12-13	.923	3-4	.750	9-11	.818	0	6	6	5.9	1	4	2	0	1	36	14.0
vs Duke	12/20/2025	*	26:56	10-17	.588	0-4	.000	0-0	.000	0	6	6	5.9	5	3	2	0	3	20	14.5
Winthrop	12/28/2025	*	21:42	1-3	.333	0-0	.000	2-2	1.000	0	2	2	5.6	2	5	2	1	0	4	13.7
Oklahoma St.	01/03/2026	*	31:39	6-11	.545	1-3	.333	6-7	.857	4	5	9	5.8	3	2	3	0	0	19	14.1
at Houston	01/06/2026	*	29:43	1-9	.111	0-3	.000	3-4	.750	3	4	7	5.9	4	3	2	0	0	5	13.4
at Colorado	01/10/2026	*	33:16	5-14	.357	1-2	.500	0-0	.000	3	8	11	6.3	4	6	4	0	0	11	13.3
Utah	01/14/2026	*	33:52	4-10	.400	0-2	.000	1-2	.500	3	5	8	6.4	2	2	3	0	1	9	13.0
BYU	01/17/2026	*	35:25	6-13	.462	2-4	.500	6-8	.750	2	6	8	6.5	1	2	4	0	2	20	13.4
at Baylor	01/20/2026	*	29:10	4-6	.667	0-1	.000	5-6	.833	0	7	7	6.5	3	1	4	0	3	13	13.4
Houston	01/24/2026	*	22:15	0-8	.000	0-0	.000	3-4	.750	4	1	5	6.4	3	1	1	0	1	3	12.8
at UCF	01/31/2026	*	23:25	3-9	.333	2-6	.333	1-2	.500	1	1	2	6.2	1	2	3	0	0	9	12.7
Kansas	02/02/2026	*	37:15	8-22	.364	2-7	.286	1-2	.500	6	6	12	6.5	2	5	4	0	2	19	13.0
at West Virginia	02/08/2026	*	31:08	2-6	.333	1-2	.500	2-2	1.000	0	4	4	6.4	4	2	3	0	1	7	12.7
Colorado	02/11/2026	*	21:04	2-6	.333	0-1	.000	1-3	.333	4	1	5	6.3	0	2	1	2	1	5	12.3
at Arizona	02/14/2026	*	29:54	2-7	.286	0-2	.000	5-7	.714	1	3	4	6.2	2	0	3	0	0	9	12.2
at Arizona St.	02/17/2026	*	18:11	1-4	.250	0-1	.000	3-4	.750	0	3	3	6.1	1	3	3	0	0	5	11.9
<b>Totals</b>		<b>20</b>	<b>702:39</b>	<b>99-235</b>	<b>.421</b>	<b>20-62</b>	<b>.323</b>	<b>80-103</b>	<b>.777</b>	<b>50</b>	<b>102</b>	<b>152</b>	<b>6.1</b>	<b>57</b>	<b>65</b>	<b>61</b>	<b>6</b>	<b>18</b>	<b>298</b>	<b>11.9</b>

## Player Averages

Games Played	Minutes/game	Points/game	FG Pct	3FG Pct	FT Pct	Rebounds/game	Assists/game	Turnovers/game	Assist/Turnover ratio	Steals/game	Blocks/game
25	28.1	11.9	42.1	32.3	77.7	6.1	2.6	2.4	1.1	0.7	0.2

## PRIOR TO TEXAS TECH

Played redshirt sophomore season at Washington State after transferring from Eastern Washington... As a redshirt sophomore, he averaged 13.7 points, 6.7 rebounds and 4.4 assists per game with nine double-doubles and one triple-double as a starter in all 34 games for the Cougars... After redshirting his first year, Watts earned Big Sky Freshman of the Year at Eastern Washington during the 2023-24 season where he averaged 9.4 points per game on 123-for-201 (61.2 percent) shooting from the field... Added 4.9 rebounds, 1.7 assists and 12 blocked shots during that freshman season which began with a 15-point, 10-rebound double-double at Utah in his first collegiate game... Earned All-WCC Honorable Mention selection last season for Washington State after ranking in the top 15 in scoring, rebounding and assists in the WCC... Recorded a triple-double with 20 points, 10 rebounds and 10 assists at Santa Clara and scored a season-high 24 points against San Francisco after going 11-of-13 from the free-throw line along with adding 12 rebounds and five assists... Scored 20-plus points in five games, including the final two with 20 points against San Francisco in the WCC Basketball Championship quarterfinals and then with 22 points and eight rebounds against Georgetown in the first round of the College Basketball Crown... Produced a season-best 14 rebounds against Idaho in a game where he added 16 points and had a career-high 10 assists. For the season, he finished with 149 total assists, 466 points and 228 rebounds... Comes into 2025-26 at Texas Tech with 768 points, 385 rebounds, 203 assists and 10 double-doubles through 66 career games played... A Fresno, California native, he played at Bullard High School where he was a two-time all-conference player who averaged 18 points per game as a senior... His late father, Walter Watts, played at Utah under head coach Rick Majerus and helped the Utes to the 1991 Sweet 16

## AWARDS

## IN-SEASON

Big 12 Newcomer of Week (Dec. 22)

Big 12 Starting Five (Dec. 22)

## PRESEASON

Big 12 Newcomer of the Year

Julius Erving Award Watch List



# CHRISTIAN ANDERSON SOPHOMORE | GUARD | ATLANTA, GEORGIA (Oak Hill Academy/Lovett)

## CAREER STATS

				Field Goals		3-Point		F-Throws		Rebounds								Scoring		
SEASON	TEAM	GP-GS	MIN/AVG	FG-FGA	FG%	3FG-3FGA	3FG%	FT-FTA	FT%	OFF	DEF	TOT	AVG	PF-FO	A	TO	BLK	STL	PTS	AVG
2024-25	TTU	35-7	1070/30.6	118-275	.429	71-187	.380	65-81	.802	19	86	105	3.0	79-2	77	36	3	41	372	10.6
2025-26	TTU	25-25	969/38.8	156-325	.480	88-200	.440	76-98	.776	17	71	88	3.5	53-1	191	83	6	35	476	19.0
TOTAL		60-32	2039/34.0	274-600	.457	159-387	.411	141-179	.788	36	157	193	3.2	132-3	268	119	9	76	848	14.1

## Single Game Highs

Statistic	Value
Points	34 vs Lindenwood 11/04/25
Rebounds	8 vs Houston 02/24/25
Assists	13 vs Oklahoma St. 01/03/26
Steals	4 vs Lamar University 12/21/24, vs Lindenwood 11/04/25
Blocks	2 vs BYU 01/17/26, vs Utah 01/14/26
FG Made	11 vs Lindenwood 11/04/25
FG Attempts	23 vs Lindenwood 11/04/25
3FG Made	8 at Baylor 01/20/26
3FG Attempts	15 at Arizona 02/14/26
FT Made	9 vs Lindenwood 11/04/25, vs Winthrop 12/28/25
FT Attempts	11 vs Lindenwood 11/04/25

CAREER DOUBLE-DOUBLES: 6

SEASON HIGHS: 34 points vs. Lindenwood; 13 assists vs. OSU; 8 3-pointers at Baylor

DOUBLE-DOUBLES: 6

Opponent	Date	GS	MIN	Total		3-Pointers		Free throws		Rebounds				PF	A	TO	BLK	STL	PTS	AVG
				FG-FGA	PCT	3FG-3FGA	PCT	FT-FTA	PCT	OFF	DEF	TOT	AVG							
Lindenwood	11/04/2025	*	37:19	11-23	.478	3-7	.429	9-11	.818	4	3	7	7.0	1	11	1	0	4	34	34.0
Sam Houston	11/07/2025	*	35:11	4-8	.500	3-4	.750	7-8	.875	0	2	2	4.5	2	7	2	0	3	18	26.0
at Illinois	11/11/2025	*	38:40	4-12	.333	0-6	.000	0-0	.000	0	3	3	4.0	0	11	3	0	2	8	20.0
Milwaukee	11/14/2025	*	38:46	5-13	.385	4-9	.444	4-4	1.000	1	4	5	4.3	1	7	2	0	2	18	19.5
vs Wake Forest	11/20/2025	*	38:50	6-13	.462	3-8	.375	1-2	.500	1	2	3	4.0	3	8	4	0	1	16	18.8
vs Purdue	11/21/2025	*	36:36	5-15	.333	3-10	.300	0-0	.000	0	2	2	3.7	2	1	3	0	1	13	17.8
New Orleans	11/26/2025	*	37:08	8-13	.615	6-9	.667	1-2	.500	0	0	0	3.1	2	5	5	0	3	23	18.6
Wyoming	11/30/2025	*	40:00	4-8	.500	1-3	.333	6-8	.750	0	3	3	3.1	3	5	2	0	0	15	18.1
vs LSU	12/07/2025	*	37:27	9-16	.563	5-9	.556	4-7	.571	0	5	5	3.3	1	10	4	0	2	27	19.1
vs Arkansas	12/13/2025	*	40:00	10-17	.588	5-11	.455	1-3	.333	1	3	4	3.4	2	11	4	0	0	26	19.8
Northern Colo.	12/16/2025	*	37:32	5-11	.455	2-7	.286	2-2	1.000	0	4	4	3.5	1	6	1	0	2	14	19.3
vs Duke	12/20/2025	*	40:00	9-14	.643	5-9	.556	4-6	.667	2	1	3	3.4	1	5	5	0	3	27	19.9
Winthrop	12/28/2025	*	36:37	8-13	.615	4-9	.444	9-9	1.000	1	5	6	3.6	2	5	3	0	1	29	20.6
Oklahoma St.	01/03/2026	*	38:50	7-15	.467	3-7	.429	2-3	.667	2	3	5	3.7	2	13	3	1	1	19	20.5
at Houston	01/06/2026	*	39:56	3-11	.273	1-5	.200	0-0	.000	0	3	3	3.7	2	7	3	0	0	7	19.6
at Colorado	01/10/2026	*	40:00	6-13	.462	2-6	.333	1-3	.333	0	2	2	3.6	2	3	2	0	3	15	19.3
Utah	01/14/2026	*	39:13	9-16	.563	6-11	.545	2-3	.667	0	3	3	3.5	3	12	3	2	0	26	19.7
BYU	01/17/2026	*	40:00	6-14	.429	4-10	.400	6-6	1.000	0	3	3	3.5	1	7	2	2	0	22	19.8
at Baylor	01/20/2026	*	37:43	9-15	.600	8-10	.800	0-0	.000	1	2	3	3.5	3	6	4	0	1	26	20.2
Houston	01/24/2026	*	40:00	2-9	.222	1-7	.143	7-8	.875	2	2	4	3.5	3	9	4	0	0	12	19.8
vs UCF	01/31/2026	*	40:00	5-10	.500	3-8	.375	4-4	1.000	0	1	1	3.4	2	9	4	0	1	17	19.6
at West Virginia	02/08/2026	*	40:00	4-8	.500	3-7	.429	2-3	.667	0	2	2	3.3	3	11	4	0	3	13	19.3
Colorado	02/11/2026	*	36:24	5-10	.500	3-6	.500	1-2	.500	0	3	3	3.3	2	8	5	0	1	14	19.1
at Arizona	02/14/2026	*	45:00	6-18	.333	6-15	.400	1-2	.500	1	5	6	3.4	4	8	3	1	0	19	19.1
at Arizona St.	02/17/2026	*	38:04	6-10	.600	4-7	.571	2-2	1.000	1	5	6	3.5	5	6	7	0	1	18	19.0
Totals			25 969:16	156-325	.480	88-200	.440	76-98	.776	17	71	88	3.5	53	191	83	6	35	476	19.0

## Player Averages

Games Played	Minutes/game	Points/game	FG Pct	3FG Pct	FT Pct	Rebounds/game	Assists/game	Turnovers/game	Assist/Turnover ratio	Steals/game	Blocks/game
25	38.8	19.0	48.0	44.0	77.6	3.5	7.6	3.3	2.3	1.4	0.2



## SOPHOMORE AWARDS

Wooden Award Top 20  
 Big 12 Starting Five (12/30/25)  
 Big 12 Player of the Week (12/22/25)  
 Big 12 Starting Five (12/22/25)  
 Big 12 Player of the Week (11/10/25)  
 Big 12 Starting Five (11/10/25)  
 Big 12 Starting Five (12/8/25)  
 All-Big 12 Preseason Team  
 Bob Cousy Award Watch List

## FRESHMAN SEASON

All-Big 12 Freshman Team

## International Experience with Germany

Earned All-Star Five honors at the FIBA U19 World Cup playing for Germany... Recorded 18 points, nine assists, four steals and five rebounds in the finals against the USA... Averaged 17.3 points, 6.6 assists and 4.9 rebounds throughout seven games of competition in Switzerland... Tournament highlights came with a 29-point performance against Canada and having 12 assists against Serbia in the Round of 16 matchup... Germany finished the tournament with a 6-1 record to claim the silver medal – the country's first podium appearance in the U19 World Cup... Anderson was named to the all-tournament team after finishing the event second in assists and 10th overall in scoring... Has also competed for Germany in the 2024 FIBA U18 EuroBasket, 2023 FIBA European Championship, 2022 FIBA U16 European Championship... Averaged 20.3 points during 2024 FIBA U18 EuroBasket – led Germany to championship title and earned All-Star Five... International experience playing for Germany includes averaging 14 points, 2.1 assists, and 2.4 steals per game in the FIBA U18 European Championship... Previously, he played for the Germany youth team and was named the MVP of the FIBA U16 European Championship after leading the team to the Division B title

## Prior to Texas Tech:

Signed an Athletic Scholarship Agreement on May 21, 2024... Played at Oak Hill Academy last year where he averaged 19.1 points and 4.6 assists per game and was a McDonald's all-American nominee... Ranked as a four-star recruit by 247Sports and a three-star by ESPN and Rivals after a strong prep career... Played at The Lovett School in Georgia before finishing at Oak Hill... In his final season of high school, Anderson shot 45.2 percent on 3-pointers... Originally signed by Michigan... At The Lovett School in Atlanta, Anderson averaged 23.7 points per game and finished with 2,038 points... As a junior, Anderson averaged 26.1 points and 4.1 assists per game that included three games with 40 or more points... His sophomore season saw him set the Georgia High School record with 861 points (averaging 29.7 ppg.), including a career-high 51 points... Anderson was the No. 101 overall ranked recruit in the 2024 class according to 247Sports and was the highest ranked player who was still unsigned... He also had experience playing in the summer for Team Melo and Team CP3... Led Team CP3 with 16.0 points per game and during the 2022 summer

5 **JOSIAH MOSELEY** SOPHOMORE | FORWARD | ROUND ROCK, TEXAS (Stony Point HS)  
**CAREER STATS**

				Field Goals		3-Point		F-Throws		Rebounds								Scoring		
SEASON	TEAM	GP-GS	MIN/AVG	FG-FGA	FG%	3FG-3FGA	3FG%	FT-FTA	FT%	OFF	DEF	TOT	AVG	PF-FO	A	TO	BLK	STL	PTS	AVG
2024-25	VU	30-0	309/10.3	23-40	.575	0-3	.000	12-18	.667	30	38	68	2.3	29-0	4	8	4	2	58	1.9
2025-26	TTU	6-0	45/7.5	7-10	.700	2-3	.667	0-3	.000	4	10	14	2.3	4-0	3	2	0	2	16	2.7
TOTAL FOR TTU		6-0	45/7.5	7-10	.700	2-3	.667	0-3	.000	4	10	14	2.3	4-0	3	2	0	2	16	2.7
TOTAL		36-0	355/9.8	30-50	.600	2-6	.333	12-21	.571	34	48	82	2.3	33-0	7	10	4	4	74	2.1

**Single Game Highs**

Statistic	Value	
Points	10	vs Lafayette 11/04/24
Rebounds	7	vs Temple 12/07/24
Assists	1	7 times
Steals	1	4 times
Blocks	2	vs NJIT 11/08/24
FG Made	5	vs Lafayette 11/04/24
FG Attempts	5	vs Lafayette 11/04/24, vs Penn 11/19/24
3FG Made	2	vs Houston 01/24/26
3FG Attempts	2	vs Houston 01/24/26
FT Made	5	vs FDU 12/11/24
FT Attempts	5	vs FDU 12/11/24

**SEASON HIGHS: 6 points vs. Houston; 6 rebounds vs. Houston; 2 made 3s vs. Houston**

		Total		3-Pointers		Free throws		Rebounds				PF		TO		BLK		STL		PTS		AVG	
Opponent	Date	GS	MIN	FG-FGA	PCT	3FG-3FGA	PCT	FT-FTA	PCT	OFF	DEF	TOT	AVG	A									
Houston	01/24/2026		09:37	2-3	.667	2-2	1.000	0-2	.000	3	3	6	6.0	0	1	1	0	0	0	6	6.0		
at UCF	01/31/2026		17:06	3-3	1.000	0-0	.000	0-1	.000	1	2	3	4.5	1	1	0	0	0	0	6	6.0		
Kansas	02/02/2026		03:32	0-1	.000	0-1	.000	0-0	.000	0	1	1	3.3	1	0	1	0	1	0	4.0			
Colorado	02/11/2026		06:35	0-1	.000	0-0	.000	0-0	.000	0	3	3	3.3	2	0	0	0	1	0	3.0			
at Arizona	02/14/2026		02:37	0-0	.000	0-0	.000	0-0	.000	0	1	1	2.8	0	0	0	0	0	0	2.4			
at Arizona St.	02/17/2026		05:45	2-2	1.000	0-0	.000	0-0	.000	0	0	0	2.3	0	1	0	0	0	4	2.7			
<b>Totals</b>		<b>0</b>	<b>45:12</b>	<b>7-10</b>	<b>.700</b>	<b>2-3</b>	<b>.667</b>	<b>0-3</b>	<b>.000</b>	<b>4</b>	<b>10</b>	<b>14</b>	<b>2.3</b>	<b>4</b>	<b>3</b>	<b>2</b>	<b>0</b>	<b>2</b>	<b>16</b>	<b>2.7</b>			

**Player Averages**

Games Played	Minutes/ game	Points/ game	FG Pct	3FG Pct	FT Pct	Rebounds/ game	Assists/ game	Turnovers/ game	Assist/Turnover ratio	Steals/ game	Blocks/ game
6	7.5	2.7	70.0	66.7	0.0	2.3	0.5	0.3	1.5	0.3	0.0

**PRIOR TO TEXAS TECH**

Played freshman season at Villanova... A Round Rock, Texas native who earned 2023-24 Texas Gatorade Player of the Year honors after averaging 22.8 points and 8.9 rebounds as a senior at Stony Point High School... Played in 30 games as a freshman at Villanova before entering the transfer portal and returning to his home state to join the Texas Tech program... Averaged 2.3 rebounds and 1.9 points per game in his first collegiate season, scoring a season-high 10 points in a non-conference game against Lafayette where he was 5-for-5 from the field and having a high of seven rebounds against Temple... In Big East play, Moseley had six points and five rebounds against Seton Hall and also produced four rebounds and four points against DePaul... Finished the season shooting 23-for-40 (57.5 percent) from the field and with 30 offensive rebounds (1.0 per game)... Led Stony Point High School to the Class 6A State Tournament for the first time in program history and finished his high school career with 2,096 points... Was also named the Texas Max Preps Player of the Year after a senior season where he shot 61.7 percent from the field and led his team to a 38-2 overall record... As a junior, he averaged 21.5 points per game for the Tigers... Also competed in the U18 AmeriCup last summer in Argentina, averaging 24.2 points and 8.2 rebounds during the competition where he earned Group Phase MVP and FIBA U18 AmeriCup All-Second Team





6

**LEON HORNER SOPHOMORE | GUARD | DALLAS, TEXAS (Dynamic Prep/Frisco Memorial HS)****CAREER STATS**

SEASON	TEAM	GP-GS	MIN/AVG	Field Goals		3-Point		F-Throws		Rebounds									Scoring	
				FG-FGA	FG%	3FG-3FGA	3FG%	FT-FTA	FT%	OFF	DEF	TOT	AVG	PF-FO	A	TO	BLK	STL	PTS	AVG
2024-25	TTU	9-0	23/2.5	1-4	.250	0-1	.000	0-0	.000	2	3	5	0.6	2-0	0	1	1	1	2	0.2
2025-26	TTU	18-0	176/9.8	21-41	.512	4-9	.444	5-6	.833	13	28	41	2.3	24-1	3	7	3	5	51	2.8
<b>TOTAL</b>		<b>27-0</b>	<b>198/7.3</b>	<b>22-45</b>	<b>.489</b>	<b>4-10</b>	<b>.400</b>	<b>5-6</b>	<b>.833</b>	<b>15</b>	<b>31</b>	<b>46</b>	<b>1.7</b>	<b>26-1</b>	<b>3</b>	<b>8</b>	<b>4</b>	<b>6</b>	<b>53</b>	<b>2.0</b>

**Single Game Highs**

Statistic	Value	
Points	10	vs Lindenwood 11/04/25
Rebounds	5	at Arizona 02/14/26, vs Winthrop 12/28/25, vs Purdue 11/21/25
Assists	3	vs New Orleans 11/26/25
Steals	2	vs New Orleans 11/26/25
Blocks	1	4 times
FG Made	4	vs Lindenwood 11/04/25
FG Attempts	6	vs Lindenwood 11/04/25, vs Purdue 11/21/25
3FG Made	2	vs Lindenwood 11/04/25
3FG Attempts	3	vs Lindenwood 11/04/25
FT Made	2	vs Winthrop 12/28/25, vs Duke 12/20/25
FT Attempts	2	vs Winthrop 12/28/25, vs Duke 12/20/25, vs Purdue 11/21/25

**SEASON HIGHS: 10 points vs. Lindenwood; 5 rebounds vs. Purdue**

Opponent	Date	GS	MIN	Total		3-Pointers		Free throws		Rebounds										
				FG-FGA	PCT	3FG-3FGA	PCT	FT-FTA	PCT	OFF	DEF	TOT	AVG	PF	A	TO	BLK	STL	PTS	AVG
Lindenwood	11/04/2025		12:21	4-6	.667	2-3	.667	0-0	.000	0	3	3	3.0	0	0	0	0	1	10	10.0
vs Wake Forest	11/20/2025		02:11	0-1	.000	0-0	.000	0-0	.000	0	0	0	1.5	0	0	0	0	1	0	5.0
vs Purdue	11/21/2025		10:35	2-6	.333	0-0	.000	1-2	.500	2	3	5	2.7	0	0	0	1	1	5	5.0
New Orleans	11/26/2025		15:56	1-2	.500	0-0	.000	0-0	.000	1	1	2	2.5	1	3	1	0	2	2	4.3
Wyoming	11/30/2025		17:58	2-2	1.000	0-0	.000	0-0	.000	1	3	4	2.8	4	0	1	1	0	4	4.2
vs LSU	12/07/2025		07:30	0-2	.000	0-0	.000	0-0	.000	2	1	3	2.8	2	0	1	0	0	0	3.5
Northern Colo.	12/16/2025		00:20	0-0	.000	0-0	.000	0-0	.000	0	0	0	2.4	0	0	0	0	0	0	3.0
vs Duke	12/20/2025		12:33	2-2	1.000	0-0	.000	2-2	1.000	0	3	3	2.5	5	0	0	0	0	6	3.4
Winthrop	12/28/2025		18:23	2-4	.500	0-1	.000	2-2	1.000	2	3	5	2.8	3	0	2	1	0	6	3.7
Oklahoma St.	01/03/2026		14:37	2-4	.500	1-2	.500	0-0	.000	2	2	4	2.9	1	0	0	0	0	5	3.8
at Houston	01/06/2026		11:11	1-2	.500	0-0	.000	0-0	.000	1	2	3	2.9	1	0	0	0	0	2	3.6
at Colorado	01/10/2026		07:18	0-0	.000	0-0	.000	0-0	.000	0	2	2	2.8	1	0	0	0	0	0	3.3
Utah	01/14/2026		00:47	0-0	.000	0-0	.000	0-0	.000	0	0	0	2.6	1	0	0	0	0	0	3.1
BYU	01/17/2026		01:23	0-0	.000	0-0	.000	0-0	.000	0	1	1	2.5	0	0	0	0	0	0	2.9
at Baylor	01/20/2026		02:17	0-1	.000	0-1	.000	0-0	.000	0	0	0	2.3	0	0	0	0	0	0	2.7
Colorado	02/11/2026		03:36	1-2	.500	0-0	.000	0-0	.000	1	0	1	2.3	1	0	0	0	0	2	2.6
at Arizona	02/14/2026		26:19	2-4	.500	1-2	.500	0-0	.000	1	4	5	2.4	3	0	1	0	0	5	2.8
at Arizona St.	02/17/2026		10:19	2-3	.667	0-0	.000	0-0	.000	0	0	0	2.3	1	0	1	0	0	4	2.8
<b>Totals</b>		<b>0</b>	<b>175:34</b>	<b>21-41</b>	<b>.512</b>	<b>4-9</b>	<b>.444</b>	<b>5-6</b>	<b>.833</b>	<b>13</b>	<b>28</b>	<b>41</b>	<b>2.3</b>	<b>24</b>	<b>3</b>	<b>7</b>	<b>3</b>	<b>5</b>	<b>51</b>	<b>2.8</b>

**Player Averages**

Games Played	Minutes/game	Points/game	FG Pct	3FG Pct	FT Pct	Rebounds/game	Assists/game	Turnovers/game	Assist/Turnover ratio	Steals/game	Blocks/game
18	9.8	2.8	51.2	44.4	83.3	2.3	0.2	0.4	0.4	0.3	0.2

**PRIOR TO TEXAS TECH**

Signed his Athletic Scholarship Agreement to play for the Red Raiders on May 9, 2024... McDonald's All-American nominee who played at Dynamic Prep last year after previously attending Frisco Memorial... At Dynamic Prep, Horner averaged 14.5 points, 6.0 rebounds and 3.0 assists per game... Helped lead the team to the Texas Christian Athletic League (T-CAL) 6A State Championship and was named T-CAL All-State Second Team... Was a 2024 McDonald's All-American Nominee and earned Chick-Fil-A Classic MVP after leading his team to the tournament title... Coached by Jermaine O'Neal and starred on the team that was ESPN Top-15 nationally... Three-time all-district selection while playing at Frisco Memorial, contributing 889 points, 419 rebounds and 121 assists in three seasons... In the 2022-23 season, he earned UIL District 10-5A First Team and Offensive Player of the Year honors and helped lead the team to a regional quarterfinal championship... Was a TABC 5A All-Region selection after averaging 16.8 points, 8.7 rebounds and 3.2 assists... As a sophomore, he helped Frisco Memorial win the district championship and was named a District 9-5A Second Team selection under head coach Quinton Gibson... Also played for Drive EYBL, Max Levels Elite and Arkansas Rising Stars His team was the Drive Nation EYBL Elite 8 runner-up at Peach Jam where he was the 16th most efficient shooter... Born on June 28, 2005



8

# NOLAN GROVES FRESHMAN | GUARD | LONG LAKE, MINNESOTA (Orono HS)

## CAREER STATS

				Field Goals		3-Point		F-Throws		Rebounds										Scoring	
SEASON	TEAM	GP-GS	MIN	AVG	FG-FGA	FG%	3FG-3FGA	3FG%	FT-FTA	FT%	OFF	DEF	TOT	AVG	PF-FO	A	TO	BLK	STL	PTS	AVG
2025-26	TTU	19-2	124	6.5	5-21	.238	4-17	.235	4-8	.500	9	16	25	1.3	16-0	5	1	0	6	18	0.9
TOTAL		19-2	124	6.5	5-21	.238	4-17	.235	4-8	.500	9	16	25	1.3	16-0	5	1	0	6	18	0.9

### Single Game Highs

Statistic	Value	
Points	7	vs Lindenwood 11/04/25, vs Sam Houston 11/07/25
Rebounds	16	vs Lindenwood 11/04/25
Assists	3	vs Lindenwood 11/04/25
Steals	2	vs Lindenwood 11/04/25
FG Made	2	vs Lindenwood 11/04/25, vs Sam Houston 11/07/25
FG Attempts	8	vs Lindenwood 11/04/25
3FG Made	2	vs Lindenwood 11/04/25
3FG Attempts	5	vs Lindenwood 11/04/25
FT Made	2	vs Sam Houston 11/07/25
FT Attempts	4	vs Lindenwood 11/04/25

### SEASON/CAREER HIGHS: 7 points vs. Lindenwood and Sam Houston; 16 rebounds vs. Lindenwood


Opponent	Date	GS	MIN	Total		3-Pointers		Free throws		Rebounds				PF	A	TO	BLK	STL	PTS	AVG
				FG-FGA	PCT	3FG-3FGA	PCT	FT-FTA	PCT	OFF	DEF	TOT	AVG							
Lindenwood	11/04/2025	*	27:04	2-8	.250	2-5	.400	1-4	.250	6	10	16	16.0	4	3	0	0	2	7	7.0
Sam Houston	11/07/2025	*	15:36	2-3	.667	1-2	.500	2-2	1.000	0	0	0	8.0	3	1	0	0	0	7	7.0
at Illinois	11/11/2025		09:33	0-3	.000	0-3	.000	0-0	.000	0	0	0	5.3	1	0	0	0	0	0	4.7
Milwaukee	11/14/2025		03:50	0-1	.000	0-1	.000	0-0	.000	0	0	0	4.0	0	1	0	0	0	0	3.5
vs Wake Forest	11/20/2025		01:26	0-0	.000	0-0	.000	0-0	.000	0	0	0	3.2	0	0	0	0	0	0	2.8
vs Purdue	11/21/2025		09:10	1-2	.500	1-2	.500	1-2	.500	0	0	0	2.7	1	0	0	0	1	4	3.0
New Orleans	11/26/2025		02:52	0-1	.000	0-1	.000	0-0	.000	0	0	0	2.3	0	0	0	0	0	0	2.6
Wyoming	11/30/2025		00:29	0-0	.000	0-0	.000	0-0	.000	0	0	0	2.0	0	0	0	0	0	0	2.3
vs LSU	12/07/2025		00:27	0-0	.000	0-0	.000	0-0	.000	0	0	0	1.8	0	0	0	0	0	0	2.0
Northern Colo.	12/16/2025		00:20	0-0	.000	0-0	.000	0-0	.000	0	0	0	1.6	0	0	0	0	0	0	1.8
vs Duke	12/20/2025		13:04	0-2	.000	0-2	.000	0-0	.000	1	0	1	1.5	3	0	0	0	0	0	1.6
Winthrop	12/28/2025		16:14	0-0	.000	0-0	.000	0-0	.000	0	3	3	1.7	2	0	0	0	1	0	1.5
Oklahoma St.	01/03/2026		04:13	0-1	.000	0-1	.000	0-0	.000	0	1	1	1.6	0	0	0	0	0	0	1.4
at Houston	01/06/2026		03:13	0-0	.000	0-0	.000	0-0	.000	0	0	0	1.5	1	0	0	0	0	0	1.3
Utah	01/14/2026		02:58	0-0	.000	0-0	.000	0-0	.000	0	0	0	1.4	0	0	0	0	0	0	1.2
BYU	01/17/2026		06:12	0-0	.000	0-0	.000	0-0	.000	1	0	1	1.4	1	0	0	0	1	0	1.1
at Baylor	01/20/2026		03:26	0-0	.000	0-0	.000	0-0	.000	0	1	1	1.4	0	0	0	0	0	0	1.1
Houston	01/24/2026		00:02	0-0	.000	0-0	.000	0-0	.000	0	0	0	1.3	0	0	0	0	0	0	1.0
Colorado	02/11/2026		03:36	0-0	.000	0-0	.000	0-0	.000	1	1	2	1.3	0	0	1	0	1	0	0.9
<b>Totals</b>		<b>2</b>	<b>123:45</b>	<b>5-21</b>	<b>.238</b>	<b>4-17</b>	<b>.235</b>	<b>4-8</b>	<b>.500</b>	<b>9</b>	<b>16</b>	<b>25</b>	<b>1.3</b>	<b>16</b>	<b>5</b>	<b>1</b>	<b>0</b>	<b>6</b>	<b>18</b>	<b>0.9</b>

### Player Averages

Games Played	Minutes/game	Points/game	FG Pct	3FG Pct	FT Pct	Rebounds/game	Assists/game	Turnovers/game	Assist/Turnover ratio	Steals/game	Blocks/game
19	6.5	0.9	23.8	23.5	50.0	1.3	0.3	0.1	5.0	0.3	0.0

### PRIOR TO TEXAS TECH

Signed his Athletic Scholarship Agreement to play for the Red Raiders on May 9, 2024... McDonald's All-American nominee who played at Dynamic Prep last year after previously attending Frisco Memorial... At Dynamic Prep, Horner averaged 14.5 points, 6.0 rebounds and 3.0 assists per game... Helped lead the team to the Texas Christian Athletic League (T-CAL) 6A State Championship and was named T-CAL All-State Second Team... Was a 2024 McDonald's All-American Nominee and earned Chick-Fil-A Classic MVP after leading his team to the tournament title... Coached by Jermaine O'Neal and starred on the team that was ESPN Top-15 nationally... Three-time all-district selection while playing at Frisco Memorial, contributing 889 points, 419 rebounds and 121 assists in three seasons... In the 2022-23 season, he earned UIL District 10-5A First Team and Offensive Player of the Year honors and helped lead the team to a regional quarterfinal championship... Was a TABC 5A All-Region selection after averaging 16.8 points, 8.7 rebounds and 3.2 assists... As a sophomore, he helped Frisco Memorial win the district championship and was named a District 9-5A Second Team selection under head coach Quinton Gibson... Also played for Drive EYBL, Max Levels Elite and Arkansas Rising Stars His team was the Drive Nation EYBL Elite 8 runner-up at Peach Jam where he was the 16th most efficient shooter... Born on June 28, 2005



9

LUKE BAMGBOYE (BAM-BOY-YEA) SOPHOMORE | FORWARD | LONDON, UNITED KINGDOM

CAREER STATS

				Field Goals		3-Point		F-Throws		Rebounds										Scoring	
SEASON	TEAM	GP-GS	MIN/AVG	FG-FGA	FG%	3FG-3FGA	3FG%	FT-FTA	FT%	OFF	DEF	TOT	AVG	PF-FO	A	TO	BLK	STL	PTS	AVG	
2024-25	VCU	35-24	589/16.8	58-97	.598	0-1	.000	18-37	.486	59	57	116	3.3	71-1	16	25	75	19	134	3.8	
2025-26	TTU	13-4	187/14.4	14-33	.424	0-1	.000	23-32	.719	14	27	41	3.2	29-1	6	5	22	6	51	3.9	
TOTAL FOR TTU		13-4	187/14.4	14-33	.424	0-1	.000	23-32	.719	14	27	41	3.2	29-1	6	5	22	6	51	3.9	
TOTAL		48-28	777/16.2	72-130	.554	0-2	.000	41-69	.594	73	84	157	3.3	100-2	22	30	97	25	185	3.9	

Single Game Highs

Statistic	Value	
Points	17	vs Davidson 02/28/25
Rebounds	9	at Rhode Island 01/21/25
Assists	4	vs New Orleans 11/26/25
Steals	4	at Rhode Island 01/21/25
Blocks	7	vs Massachusetts 02/19/25
FG Made	7	vs Davidson 02/28/25
FG Attempts	8	vs Davidson 02/28/25
3FG Attempts	1	vs Elizabeth City St. 11/29/24, vs LSU 12/07/25
FT Made	7	vs New Orleans 11/26/25
FT Attempts	10	vs New Orleans 11/26/25

SEASON HIGHS: 13 points vs. New Orleans; 4 blocks (3X); 6 rebounds vs. Wake Forest

Opponent	Date	GS	MIN	Total		3-Pointers		Free throws		Rebounds				PF	A	TO	BLK	STL	PTS	AVG
				FG-FGA	PCT	3FG-3FGA	PCT	FT-FTA	PCT	OFF	DEF	TOT	AVG							
Milwaukee	11/14/2025		13:06	1-2	.500	0-0	.000	2-3	.667	1	0	1	1.0	1	0	1	4	1	4	4.0
vs Wake Forest	11/20/2025		12:43	2-4	.500	0-0	.000	2-3	.667	3	3	6	3.5	2	0	0	1	0	6	5.0
vs Purdue	11/21/2025	*	17:21	1-3	.333	0-0	.000	3-3	1.000	1	1	2	3.0	1	0	0	1	0	5	5.0
New Orleans	11/26/2025	*	26:08	3-5	.600	0-0	.000	7-10	.700	2	3	5	3.5	2	4	0	4	1	13	7.0
Wyoming	11/30/2025	*	15:03	0-3	.000	0-0	.000	1-2	.500	3	2	5	3.8	2	1	2	2	1	1	5.8
vs LSU	12/07/2025	*	21:49	1-4	.250	0-1	.000	4-4	1.000	0	3	3	3.7	3	1	1	0	1	6	5.8
Northern Colo.	12/16/2025		07:15	2-2	1.000	0-0	.000	0-1	.000	1	1	2	3.4	2	0	0	0	0	4	5.6
at UCF	01/31/2026		02:46	1-1	1.000	0-0	.000	0-0	.000	0	0	0	3.0	1	0	1	2	0	2	5.1
Kansas	02/02/2026		08:29	0-0	.000	0-0	.000	0-0	.000	0	0	0	2.7	3	0	0	0	0	0	4.6
at West Virginia	02/08/2026		11:45	1-3	.333	0-0	.000	0-0	.000	0	5	5	2.9	3	0	0	3	0	2	4.3
Colorado	02/11/2026		17:35	2-3	.667	0-0	.000	3-4	.750	2	1	3	2.9	1	0	0	4	1	7	4.5
at Arizona	02/14/2026		13:10	0-0	.000	0-0	.000	1-2	.500	0	3	3	2.9	5	0	0	0	1	1	4.3
at Arizona St.	02/17/2026		20:11	0-3	.000	0-0	.000	0-0	.000	1	5	6	3.2	3	0	0	1	0	0	3.9
Totals		4	187:21	14-33	.424	0-1	.000	23-32	.719	14	27	41	3.2	29	6	5	22	6	51	3.9

Player Averages

Games Played	Minutes/ game	Points/ game	FG Pct	3FG Pct	FT Pct	Rebounds/ game	Assists/ game	Turnovers/ game	Assist/Turnover ratio	Steals/ game	Blocks/ game
13	14.4	3.9	42.4	0.0	71.9	3.2	0.5	0.4	1.2	0.5	1.7

AWARDS

FRESHMAN SEASON AT VCU  
Atlantic 10 All-Defensive Team  
Atlantic 10 All-Rookie Team



PRIOR TO TEXAS TECH

Played freshman season at VCU... Earned Atlantic 10 Conference All-Defensive Team and All-Rookie Team... Was third in the A-10 as a freshman with 75 blocked shots and 2.14 blocks per game... Ranked second among all freshmen in the nation with his 75 blocks and was tied for 17th among all players with his blocks per game average... Finished his freshman season at VCU by adding 3.8 points and 3.3 rebounds per game in 35 appearances... Started 24 games, came away with 19 steals and shot 58-for-97 (59.8 percent) from the field... Scored a career-high 17 points against Davidson in a game where he was 7-for-8 from the field and 3-of-3 at the free-throw line while he had a season-best nine rebounds at Rhode Island... Had 12 games with three or more blocked shots, highlighted by a career-high seven blocks against UMass and five against Georgia Southern... Finished with 59 offensive rebounds (1.7 per) as a freshman, helped VCU to a 15-3 record in A-10 play and a win over George Mason in the A-10 Championship where he provided four blocks and eight rebounds (5 offensive) to win the tournament title... Spent three years in the United States during his prep career, finishing at AZ Compass Prep in Chandler, Arizona where he averaged 5.2 rebounds and 1.8 blocks per game as a senior... Went to Bella Vista Prep (Phoenix) and Our Lady of Mount Caramel (Baltimore, Maryland) along with playing AAU for Team Thrill... Named to the Nike EYBL Scholastic All-Defensive Team in 2024 after his senior season at AZ Compass Prep



10

**JACK FRANCIS** SENIOR | GUARD | AUSTIN, TEXAS (Anderson HS)**CAREER STATS**

				Field Goals		3-Point		F-Throws		Rebounds									Scoring	
SEASON	TEAM	GP-GS	MIN/AVG	FG-FGA	FG%	3FG-3FGA	3FG%	FT-FTA	FT%	OFF	DEF	TOT	AVG	PF-FO	A	TO	BLK	STL	PTS	AVG
2023-24	TTU	5-0	7/1.4	0-1	.000	0-0	.000	2-2	1.000	2	3	5	1.0	0-0	1	0	0	0	2	0.4
2024-25	TTU	11-0	21/1.9	1-3	.333	0-2	.000	0-0	.000	3	2	5	0.5	3-0	0	2	0	0	2	0.2
2025-26	TTU	11-0	13/1.1	0-2	.000	0-2	.000	0-2	.000	2	2	4	0.4	2-0	0	0	0	0	0	0.0
TOTAL		27-0	41/1.5	1-6	.167	0-4	.000	2-4	.500	7	7	14	0.5	5-0	1	2	0	0	4	0.1

**Single Game Highs**

Statistic	Value	
Points	2	vs Sam Houston 12/28/23, vs Oral Roberts 12/16/24
Rebounds	2	vs Kansas 02/12/24, at Oklahoma St. 03/05/24, at Oklahoma St. 02/15/25
Assists	1	vs Kansas 02/12/24
FG Made	1	vs Oral Roberts 12/16/24
FG Attempts	1	6 times
3FG Attempts	1	4 times
FT Made	2	vs Sam Houston 12/28/23
FT Attempts	2	vs Sam Houston 12/28/23, vs Sam Houston 11/07/25

**SEASON STATS**

Opponent	Date	GS	MIN	Total		3-Pointers		Free throws		Rebounds										
				FG-FGA	PCT	3FG-3FGA	PCT	FT-FTA	PCT	OFF	DEF	TOT	AVG	PF	A	TO	BLK	STL	PTS	AVG
Lindenwood	11/04/2025		02:41	0-1	.000	0-1	.000	0-0	.000	0	1	1	1.0	0	0	0	0	0	0	0.0
Sam Houston	11/07/2025		01:33	0-0	.000	0-0	.000	0-2	.000	1	0	1	1.0	0	0	0	0	0	0	0.0
vs Purdue	11/21/2025		00:46	0-0	.000	0-0	.000	0-0	.000	0	0	0	0.7	0	0	0	0	0	0	0.0
New Orleans	11/26/2025		00:11	0-0	.000	0-0	.000	0-0	.000	0	0	0	0.5	0	0	0	0	0	0	0.0
vs LSU	12/07/2025		00:17	0-0	.000	0-0	.000	0-0	.000	0	0	0	0.4	0	0	0	0	0	0	0.0
Northern Colo.	12/16/2025		00:20	0-0	.000	0-0	.000	0-0	.000	0	0	0	0.3	0	0	0	0	0	0	0.0
Winthrop	12/28/2025		02:05	0-0	.000	0-0	.000	0-0	.000	0	1	1	0.4	1	0	0	0	0	0	0.0
Oklahoma St.	01/03/2026		01:10	0-0	.000	0-0	.000	0-0	.000	0	0	0	0.4	0	0	0	0	0	0	0.0
Utah	01/14/2026		00:47	0-0	.000	0-0	.000	0-0	.000	0	0	0	0.3	0	0	0	0	0	0	0.0
at Baylor	01/20/2026		00:60	0-0	.000	0-0	.000	0-0	.000	0	0	0	0.3	1	0	0	0	0	0	0.0
Colorado	02/11/2026		01:41	0-1	.000	0-1	.000	0-0	.000	1	0	1	0.4	0	0	0	0	0	0	0.0
<b>Totals</b>		<b>0</b>	<b>12:31</b>	<b>0-2</b>	<b>.000</b>	<b>0-2</b>	<b>.000</b>	<b>0-2</b>	<b>.000</b>	<b>2</b>	<b>2</b>	<b>4</b>	<b>0.4</b>	<b>2</b>	<b>0</b>	<b>0</b>	<b>0</b>	<b>0</b>	<b>0</b>	<b>0.0</b>

**Player Averages**

Games Played	Minutes/ game	Points/ game	FG Pct	3FG Pct	FT Pct	Rebounds/ game	Assists/ game	Turnovers/ game	Assist/Turnover ratio	Steals/ game	Blocks/ game
11	1.1	0.0	0.0	0.0	0.0	0.4	0.0	0.0	0.0	0.0	0.0



13

**MARIAL AKUENTOK (A-QUEWN-TOOK)** R-FRESHMAN | FORWARD | EDMONTON, CANADA**CAREER STATS**

				Field Goals		3-Point		F-Throws		Rebounds									Scoring	
SEASON	TEAM	GP-GS	MIN/AVG	FG-FGA	FG%	3FG-3FGA	3FG%	FT-FTA	FT%	OFF	DEF	TOT	AVG	PF-FO	A	TO	BLK	STL	PTS	AVG
2025-26	TTU	7-1	45/6.4	4-8	.500	1-1	1.000	1-6	.167	4	10	14	2.0	10-1	1	3	2	1	10	1.4
TOTAL		7-1	45/6.4	4-8	.500	1-1	1.000	1-6	.167	4	10	14	2.0	10-1	1	3	2	1	10	1.4

**CAREER HIGHS: 7 points vs. Lindenwood; 8 rebounds vs. Lindenwood**

Opponent	Date	GS	MIN	Total		3-Pointers		Free throws		Rebounds										
				FG-FGA	PCT	3FG-3FGA	PCT	FT-FTA	PCT	OFF	DEF	TOT	AVG	PF	A	TO	BLK	STL	PTS	AVG
Lindenwood	11/04/2025	*	17:17	3-5	.600	1-1	1.000	0-2	.000	1	7	8	8.0	5	0	0	1	1	7	7.0
Sam Houston	11/07/2025		07:39	0-1	.000	0-0	.000	0-0	.000	1	1	2	5.0	3	1	3	1	0	0	3.5
at Illinois	11/11/2025		05:39	1-1	1.000	0-0	.000	0-0	.000	0	2	2	4.0	0	0	0	0	0	2	3.0
vs Purdue	11/21/2025		04:19	0-0	.000	0-0	.000	0-0	.000	0	0	0	3.0	0	0	0	0	0	0	2.3
at Colorado	01/10/2026		03:07	0-1	.000	0-0	.000	1-4	.250	2	0	2	2.8	1	0	0	0	0	1	2.0
Utah	01/14/2026		01:45	0-0	.000	0-0	.000	0-0	.000	0	0	0	2.3	0	0	0	0	0	0	1.7
at Baylor	01/20/2026		05:19	0-0	.000	0-0	.000	0-0	.000	0	0	0	2.0	1	0	0	0	0	0	1.4
<b>Totals</b>		<b>1</b>	<b>45:04</b>	<b>4-8</b>	<b>.500</b>	<b>1-1</b>	<b>1.000</b>	<b>1-6</b>	<b>.167</b>	<b>4</b>	<b>10</b>	<b>14</b>	<b>2.0</b>	<b>10</b>	<b>1</b>	<b>3</b>	<b>2</b>	<b>1</b>	<b>10</b>	<b>1.4</b>

**Player Averages**

Games Played	Minutes/ game	Points/ game	FG Pct	3FG Pct	FT Pct	Rebounds/ game	Assists/ game	Turnovers/ game	Assist/Turnover ratio	Steals/ game	Blocks/ game
7	6.4	1.4	50.0	100.0	16.7	2.0	0.1	0.4	0.3	0.1	0.3



11

**JAYLEN PETTY** FRESHMAN | GUARD | SEATTLE, WASHINGTON (Rainier Beach HS)**CAREER STATS**

				Field Goals		3-Point		F-Throws		Rebounds												Scoring	
SEASON	TEAM	GP-GS	MIN/AVG	FG-FGA	FG%	3FG-3FGA	3FG%	FT-FTA	FT%	OFF	DEF	TOT	AVG	PF-FO	A	TO	BLK	STL	PTS	AVG			
2025-26	TTU	25-14	725/29.0	73-188	.388	47-132	.356	30-35	.857	12	79	91	3.6	61-1	54	21	1	16	223	8.9			
TOTAL		25-14	725/29.0	73-188	.388	47-132	.356	30-35	.857	12	79	91	3.6	61-1	54	21	1	16	223	8.9			

**Single Game Highs**

Statistic	Value	
Points	20	at Houston 01/06/26, vs Winthrop 12/28/25
Rebounds	9	at Colorado 01/10/26
Assists	7	vs Kansas 02/02/26
Steals	3	vs Milwaukee 11/14/25
Blocks	1	vs New Orleans 11/26/25
FG Made	6	at Houston 01/06/26, vs Winthrop 12/28/25
FG Attempts	13	vs Lindenwood 11/04/25
3FG Made	5	at Houston 01/06/26
3FG Attempts	9	at Houston 01/06/26, vs Kansas 02/02/26
FT Made	6	vs Winthrop 12/28/25
FT Attempts	7	vs Winthrop 12/28/25

**SEASON/CAREER HIGHS: 20 points at Houston, vs. Winthrop; 7 assists vs. Kansas; 9 rebounds at Colorado**

Opponent	Date	GS	MIN	Total		3-Pointers		Free throws		Rebounds				PF	A	TO	BLK	STL	PTS	AVG
				FG-FGA	PCT	3FG-3FGA	PCT	FT-FTA	PCT	OFF	DEF	TOT	AVG							
Lindenwood	11/04/2025		34:08	3-13	.231	2-8	.250	1-1	1.000	4	4	8	8.0	3	5	1	0	2	9	9.0
Sam Houston	11/07/2025		18:09	0-6	.000	0-5	.000	0-0	.000	0	1	1	4.5	2	0	1	0	0	0	4.5
at Illinois	11/11/2025		17:52	2-5	.400	1-2	.500	0-0	.000	0	0	0	3.0	4	2	0	0	1	5	4.7
Milwaukee	11/14/2025		14:50	3-8	.375	3-7	.429	2-2	1.000	0	2	2	2.8	1	2	0	0	3	11	6.3
vs Wake Forest	11/20/2025		28:50	3-6	.500	3-6	.500	2-2	1.000	0	5	5	3.2	1	3	1	0	0	11	7.2
vs Purdue	11/21/2025		34:29	2-10	.200	1-8	.125	0-0	.000	0	3	3	3.2	2	4	2	0	0	5	6.8
New Orleans	11/26/2025		23:17	0-4	.000	0-1	.000	0-0	.000	0	3	3	3.1	3	1	0	1	0	0	5.9
vs LSU	12/07/2025		26:18	4-6	.667	3-4	.750	0-0	.000	0	2	2	3.0	1	1	1	0	0	11	6.5
vs Arkansas	12/13/2025		29:14	3-8	.375	2-6	.333	0-0	.000	1	5	6	3.3	2	1	0	0	1	8	6.7
Northern Colo.	12/16/2025		33:28	3-6	.500	3-5	.600	5-5	1.000	0	2	2	3.2	0	0	0	0	1	14	7.4
vs Duke	12/20/2025		31:21	2-7	.286	1-3	.333	0-0	.000	0	3	3	3.2	3	0	1	0	0	5	7.2
Winthrop	12/28/2025	*	32:19	6-8	.750	2-4	.500	6-7	.857	1	5	6	3.4	3	1	1	0	2	20	8.3
Oklahoma St.	01/03/2026	*	27:47	4-8	.500	4-8	.500	0-0	.000	0	6	6	3.6	3	3	0	0	1	12	8.5
at Houston	01/06/2026	*	35:21	6-10	.600	5-9	.556	3-3	1.000	1	2	3	3.6	2	2	4	0	1	20	9.4
at Colorado	01/10/2026	*	35:04	3-8	.375	2-5	.400	0-0	.000	1	8	9	3.9	4	2	0	0	0	8	9.3
Utah	01/14/2026	*	32:04	4-9	.444	0-4	.000	0-0	.000	0	2	2	3.8	2	3	1	0	0	8	9.2
BYU	01/17/2026	*	36:07	3-7	.429	1-4	.250	3-3	1.000	0	4	4	3.8	4	5	1	0	0	10	9.2
at Baylor	01/20/2026	*	28:27	1-5	.200	1-4	.250	0-0	.000	0	3	3	3.8	2	3	2	0	0	3	8.9
Houston	01/24/2026	*	31:20	5-8	.625	4-6	.667	4-4	1.000	2	6	8	4.0	4	0	0	0	0	18	9.4
at UCF	01/31/2026	*	28:60	2-6	.333	0-3	.000	1-2	.500	0	2	2	3.9	1	4	1	0	1	5	9.2
Kansas	02/02/2026	*	38:56	3-10	.300	3-9	.333	2-3	.667	1	5	6	4.0	0	7	2	0	2	11	9.2
at West Virginia	02/08/2026	*	37:07	4-8	.500	3-6	.500	0-1	.000	0	2	2	3.9	2	1	0	0	0	11	9.3
Colorado	02/11/2026	*	26:33	5-12	.417	2-8	.250	0-0	.000	0	2	2	3.8	3	3	1	0	1	12	9.4
at Arizona	02/14/2026	*	12:21	1-4	.250	0-2	.000	0-0	.000	1	0	1	3.7	5	1	0	0	0	2	9.1
at Arizona St.	02/17/2026	*	30:16	1-6	.167	1-5	.200	1-2	.500	0	2	2	3.6	4	0	1	0	0	4	8.9
<b>Totals</b>			<b>14</b>	<b>724:38</b>	<b>.388</b>	<b>47-132</b>	<b>.356</b>	<b>30-35</b>	<b>.857</b>	<b>12</b>	<b>79</b>	<b>91</b>	<b>3.6</b>	<b>61</b>	<b>54</b>	<b>21</b>	<b>1</b>	<b>16</b>	<b>223</b>	<b>8.9</b>

**Player Averages**

Games Played	Minutes/game	Points/game	FG Pct	3FG Pct	FT Pct	Rebounds/game	Assists/game	Turnovers/game	Assist/Turnover ratio	Steals/game	Blocks/game
25	29.0	8.9	38.8	35.6	85.7	3.6	2.2	0.8	2.6	0.6	0.0

**Prior to Texas Tech**

Named 2024-25 Washington Gatorade Player of the Year... Averaged 24.5 points, 5.9 rebounds, 5.5 assists and 3.2 steals per game as a senior at Rainier Beach High School... A four-star recruit and the top player out of Washington... Led Rainier Beach to the Class 3A State Championship and earned state tournament most valuable player honors after scoring 26 points in the state championship game... As a senior, he shot 46.6 percent on 3-point attempts and 59.5 percent from the floor while also maintained a 3.89 GPA in the classroom... High school career was highlighted by recording a triple-double, going for 61 points, 15 assists and 15 steals.... Petty played his sophomore and junior seasons at Auburn High, and over three years in high school, he averaged 25.3 points per game while shooting 46.8 percent on 3-pointers... Petty was a McDonald's All-American nominee, adidas All-America, NBPA Top 100 selection, a two-time Donovan Mitchell camp participant, an Allen... Iverson Showcase selection and the Iverson Class 24K Showcase MVP... Withdrew commitments from New Mexico and Stanford along with having offers from Oklahoma and Washington before choosing to play at Texas Tech... Personal: Born on August 9, 2006... Son of Nicole and Jerry Petty... Has six siblings, brothers, Jerry, Jacob and Saint; sisters Nirae, Nyshae and Jordan... Father played basketball at Nevada, mother ran track (800m) at Washington State... Signed with Texas Tech on August 6, 2025.



12

**DONOVAN ATWELL SENIOR | GUARD | HUNTERVILLE, NORTH CAROLINA (Providence Day HS)****CAREER STATS**

				Field Goals		3-Point		F-Throws		Rebounds								Scoring		
SEASON	TEAM	GP-GS	MIN/AVG	FG-FGA	FG%	3FG-3FGA	3FG%	FT-FTA	FT%	OFF	DEF	TOT	AVG	PF-FO	A	TO	BLK	STL	PTS	AVG
2022-23	UNCG	30-0	224/7.5	35-96	.365	26-84	.310	8-9	.889	14	9	23	0.8	13-0	9	8	1	7	104	3.5
2023-24	UNCG	32-32	935/29.2	117-279	.419	89-212	.420	36-38	.947	35	55	90	2.8	73-2	19	23	4	26	359	11.2
2024-25	UNCG	32-32	937/29.3	141-351	.402	96-241	.398	48-53	.906	34	75	109	3.4	75-1	27	40	5	19	426	13.3
2025-26	TTU	26-26	888/34.2	102-228	.447	94-210	.448	27-32	.844	17	69	86	3.3	63-1	19	9	4	32	325	12.5
TOTAL FOR TTU		26-26	888/34.2	102-228	.447	94-210	.448	27-32	.844	17	69	86	3.3	63-1	19	9	4	32	325	12.5
TOTAL		120-90	2984/24.9	395-954	.414	305-747	.408	119-132	.902	100	208	308	2.6	224-4	74	80	14	84	1214	10.1

**Single Game Highs**

Statistic	Value
Points	28 at Chattanooga 01/09/25
Rebounds	9 vs VMI 02/12/25
Assists	5 at Furman 02/04/24
Steals	3 at Arkansas 12/06/22, vs Winthrop 12/28/25
Blocks	2 vs ETSU 01/29/25
FG Made	10 at North Florida 12/14/24
FG Attempts	19 at North Florida 12/14/24
3FG Made	8 vs Kansas City 11/24/23, vs Eastern Ky. 12/07/23
3FG Attempts	15 vs Kansas City 11/24/23
FT Made	7 vs Western Caro. 02/21/24
FT Attempts	7 vs Western Caro. 02/21/24

**SEASON HIGHS: 22 points vs. Lindenwood; 7 made 3-pointers at Baylor; 7 rebounds at Illinois, vs. Kansas**

Opponent	Date	GS	MIN	Total		3-Pointers		Free throws		Rebounds				PF	A	TO	BLK	STL	PTS	AVG
				FG-FGA	PCT	3FG-3FGA	PCT	FT-FTA	PCT	OFF	DEF	TOT	AVG							
Lindenwood	11/04/2025	*	35:35	6-13	.462	6-13	.462	4-5	.800	3	1	4	4.0	2	1	1	0	2	22	22.0
Sam Houston	11/07/2025	*	34:56	6-11	.545	6-11	.545	1-2	.500	1	2	3	3.5	1	1	0	0	1	19	20.5
at Illinois	11/11/2025	*	33:57	1-4	.250	1-4	.250	0-0	.000	2	5	7	4.7	3	1	0	0	1	3	14.7
Milwaukee	11/14/2025	*	36:58	6-10	.600	5-9	.556	0-0	.000	0	2	2	4.0	0	0	0	0	1	17	15.3
vs Wake Forest	11/20/2025	*	17:25	3-6	.500	3-6	.500	0-0	.000	0	3	3	3.8	4	0	0	0	2	9	14.0
vs Purdue	11/21/2025	*	22:29	3-9	.333	3-9	.333	0-0	.000	0	1	1	3.3	1	0	0	0	1	9	13.2
New Orleans	11/26/2025	*	22:57	5-9	.556	3-7	.429	0-0	.000	0	0	0	2.9	5	1	0	0	1	13	13.1
Wyoming	11/30/2025	*	38:09	3-6	.500	1-4	.250	0-0	.000	0	4	4	3.0	2	1	0	0	2	7	12.4
vs LSU	12/07/2025	*	31:31	3-9	.333	3-8	.375	0-0	.000	0	4	4	3.1	3	0	2	0	1	9	12.0
vs Arkansas	12/13/2025	*	25:42	2-5	.400	2-5	.400	0-0	.000	0	0	0	2.8	3	0	0	0	1	6	11.4
Northern Colo.	12/16/2025	*	33:31	3-8	.375	2-7	.286	2-2	1.000	1	4	5	3.0	3	0	0	0	1	10	11.3
vs Duke	12/20/2025	*	40:00	1-3	.333	1-3	.333	2-2	1.000	2	2	4	3.1	3	1	0	0	1	5	10.8
Winthrop	12/28/2025	*	36:11	4-11	.364	4-9	.444	2-2	1.000	0	1	1	2.9	2	1	0	1	3	14	11.0
Oklahoma St.	01/03/2026	*	32:46	5-12	.417	5-10	.500	0-0	.000	0	2	2	2.9	2	0	0	0	0	15	11.3
at Houston	01/06/2026	*	39:05	3-10	.300	3-9	.333	4-4	1.000	1	4	5	3.0	3	1	1	0	2	13	11.4
at Colorado	01/10/2026	*	35:06	6-15	.400	5-13	.385	0-0	.000	2	1	3	3.0	4	4	0	0	2	17	11.8
Utah	01/14/2026	*	37:19	4-9	.444	4-9	.444	0-0	.000	0	5	5	3.1	2	0	1	0	2	12	11.8
BYU	01/17/2026	*	37:35	1-5	.200	1-5	.200	2-3	.667	0	2	2	3.1	3	0	1	1	2	5	11.4
at Baylor	01/20/2026	*	30:49	7-10	.700	7-10	.700	0-0	.000	0	3	3	3.1	3	1	0	1	1	21	11.9
Houston	01/24/2026	*	37:11	5-8	.625	5-8	.625	3-4	.750	0	4	4	3.1	2	2	0	0	0	18	12.2
at UCF	01/31/2026	*	36:46	4-7	.571	3-6	.500	0-0	.000	0	3	3	3.1	4	1	0	0	0	11	12.1
Kansas	02/02/2026	*	40:00	4-13	.308	4-13	.308	0-0	.000	3	4	7	3.3	3	0	1	0	1	12	12.1
at West Virginia	02/08/2026	*	40:00	4-6	.667	4-5	.800	3-3	1.000	0	3	3	3.3	1	1	0	0	1	15	12.3
Colorado	02/11/2026	*	30:29	6-10	.600	6-10	.600	2-2	1.000	1	1	2	3.2	0	1	1	0	1	20	12.6
at Arizona	02/14/2026	*	43:47	3-11	.273	3-9	.333	2-2	1.000	0	5	5	3.3	1	0	1	1	1	11	12.5
at Arizona St.	02/17/2026	*	38:04	4-8	.500	4-8	.500	0-1	.000	1	3	4	3.3	3	1	0	0	1	12	12.5
<b>Totals</b>			<b>26 888:18</b>	<b>102-228</b>	<b>.447</b>	<b>94-210</b>	<b>.448</b>	<b>27-32</b>	<b>.844</b>	<b>17</b>	<b>69</b>	<b>86</b>	<b>3.3</b>	<b>63</b>	<b>19</b>	<b>9</b>	<b>4</b>	<b>32</b>	<b>325</b>	<b>12.5</b>

**Player Averages**

Games Played	Minutes/game	Points/game	FG Pct	3FG Pct	FT Pct	Rebounds/game	Assists/game	Turnovers/game	Assist/Turnover ratio	Steals/game	Blocks/game
26	34.2	12.5	44.7	44.8	84.4	3.3	0.7	0.3	2.1	1.2	0.2

**PRIOR TO TEXAS TECH**

Played three years at UNC Greensboro before transferring to Texas Tech... Had 95 career games of experience, posting 907 points, 215 made 3-pointers (39.4 percent), 225 rebounds, 56 assists and 53 steals during his career... Starter for the Spartans over the past two seasons and coming off a junior season where he made 96 3-pointers (39.8 percent) and averaged 13.3 points, 3.4 rebounds and 3.0 3-pointers made per game... Scored a season-high 28 points against Chattanooga in a game where he was 6-for-7 from 3-point range and also made 4-of-4 at the free-throw line... Produced in double-figure scoring performances 22 times during the season where he started all 32 games... Had four games with 20-plus points, scoring 27 at North Florida with four 3-pointers and going for 21 against Virginia-Lynchburg with five 3-pointers... Finished the season 96-for-241 (39.8 percent) from 3-point range and made four or more 3-pointers in 15 games... His 3.00 3-pointers per game ranked third in the conference and was the 34th most nationally while his 96 makes from deep ranked 43rd throughout college basketball... Throughout his first three seasons, Atwell is 215-for-545 (39.4 percent) on 3-pointers and has averaged 9.5 points per game... Averaged in double figures the past two seasons, including going for 11.4 points per game as a junior in the 2023-24 season where he was 93-for-220 (42.3 percent) on 3-point attempts... Started 33 games as a sophomore after playing in a reserve role as a freshman, finishing his first collegiate season with 30 games played off the bench and averaging 3.5 points per game and going 26-for-84 from deep





15

**JT TOPPIN JUNIOR | FORWARD | DALLAS, TEXAS (Faith Family Academy of Oak Cliff)**  
**CAREER STATS**

		Field Goals				3-Point		F-Throws		Rebounds				Scoring							
SEASON	TEAM	GP-GS	MIN/AVG	FG-FGA	FG%	3FG-3FGA	3FG%	FT-FTA	FT%	OFF	DEF	TOT	AVG	PF-FO	A	TO	BLK	STL	PTS	AVG	
2023-24	UNM	36-35	956/26.6	193-310	.623	11-32	.344	48-85	.565	132	194	326	9.1	94-2	21	33	68	38	445	12.4	
2024-25	TTU	33-33	899/27.2	246-444	.554	18-55	.327	92-136	.676	107	203	310	9.4	76-1	39	50	48	27	602	18.2	
2025-26	TTU	25-25	870/34.8	234-427	.548	16-57	.281	62-107	.579	105	166	271	10.8	71-0	53	62	43	34	546	21.8	
TOTAL FOR TTU		58-58	1769/30.5	480-871	.551	34-112	.304	154-243	.634	212	369	581	10.0	147-1	92	112	91	61	1148	19.8	
TOTAL		94-93	2725/29.0	673-1181	.570	45-144	.313	202-328	.616	344	563	907	9.6	241-3	113	145	159	99	1593	16.9	

**Single Game Highs**

Statistic	Value	
Points	41	vs Arizona St. 02/12/25
Rebounds	18	vs Saint Joseph's 11/21/24, vs Colorado 02/11/26
Assists	7	vs Utah 01/14/26
Steals	5	vs Kansas 02/02/26
Blocks	5	7 times
FG Made	17	vs Arizona St. 02/12/25, at Illinois 11/11/25
FG Attempts	25	at Illinois 11/11/25
3FG Made	3	vs BYU 01/17/26, vs Utah 01/14/26
3FG Attempts	5	vs West Virginia 02/22/25, at Kansas 03/01/25, vs Houston 01/24/26
FT Made	11	vs Sam Houston 11/07/25
FT Attempts	16	vs Sam Houston 11/07/25

**CAREER DOUBLE-DOUBLES: 47****SEASON HIGHS: 35 points at Illinois; 18 rebounds vs. Colorado; 5 blocks (3x)****DOUBLE-DOUBLES: 16 AWARDS**

Opponent	Date	GS	MIN	Total		3-Pointers		Free throws		Rebounds				PF	A	TO	BLK	STL	PTS	AVG
				FG-FGA	PCT	3FG-3FGA	PCT	FT-FTA	PCT	OFF	DEF	TOT	AVG							
Sam Houston	11/07/2025	*	32:15	10-19	.526	0-3	.000	11-16	.688	8	6	14	14.0	4	4	2	1	3	31	31.0
at Illinois	11/11/2025	*	38:45	17-25	.680	1-2	.500	0-1	.000	3	8	11	12.5	2	3	6	3	3	35	33.0
Milwaukee	11/14/2025	*	29:44	3-10	.300	0-1	.000	1-1	1.000	5	5	10	11.7	3	2	3	0	0	7	24.3
vs Wake Forest	11/20/2025	*	33:29	10-19	.526	0-3	.000	1-3	.333	3	6	9	11.0	3	4	2	0	0	21	23.5
vs Purdue	11/21/2025	*	35:33	6-13	.462	0-3	.000	3-7	.429	4	4	8	10.4	4	2	2	1	2	15	21.8
New Orleans	11/26/2025	*	30:21	9-18	.500	1-2	.500	0-3	.000	9	7	16	11.3	3	2	2	2	0	19	21.3
Wyoming	11/30/2025	*	36:15	11-18	.611	0-2	.000	5-12	.417	5	4	9	11.0	2	1	3	0	2	27	22.1
vs LSU	12/07/2025	*	31:20	5-10	.500	0-1	.000	1-2	.500	3	12	15	11.5	2	1	2	3	1	11	20.8
vs Arkansas	12/13/2025	*	40:00	14-22	.636	0-1	.000	2-7	.286	7	4	11	11.4	4	0	3	3	2	30	21.8
Northern Colo.	12/16/2025	*	33:33	10-15	.667	2-2	1.000	1-3	.333	2	1	3	10.6	4	1	0	5	0	23	21.9
vs Duke	12/20/2025	*	32:52	8-13	.615	0-1	.000	3-7	.429	2	8	10	10.5	4	0	2	0	0	19	21.6
Winthrop	12/28/2025	*	32:26	6-14	.429	0-2	.000	2-4	.500	5	6	11	10.6	4	2	5	2	1	14	21.0
Oklahoma St.	01/03/2026	*	30:09	10-19	.526	0-1	.000	3-4	.750	5	9	14	10.8	4	1	1	0	2	23	21.2
at Houston	01/06/2026	*	37:44	9-14	.643	0-2	.000	0-0	.000	2	9	11	10.9	4	1	3	5	1	18	20.9
at Colorado	01/10/2026	*	31:33	7-14	.500	0-1	.000	2-3	.667	7	6	13	11.0	4	4	3	1	0	16	20.6
Utah	01/14/2026	*	36:04	14-23	.609	3-4	.750	0-0	.000	5	8	13	11.1	2	7	3	5	1	31	21.3
BYU	01/17/2026	*	40:00	11-18	.611	3-4	.750	2-3	.667	5	8	13	11.2	2	0	2	1	2	27	21.6
at Baylor	01/20/2026	*	33:24	10-16	.625	0-0	.000	2-3	.667	0	4	4	10.8	1	2	3	0	1	22	21.6
Houston	01/24/2026	*	40:00	12-24	.500	0-5	.000	7-8	.875	6	6	12	10.9	2	3	2	0	0	31	22.1
at UCF	01/31/2026	*	36:42	12-17	.706	2-4	.500	1-3	.333	2	8	10	10.9	2	2	4	1	1	27	22.4
Kansas	02/02/2026	*	30:44	5-18	.278	0-3	.000	0-0	.000	1	5	6	10.6	3	0	1	1	5	10	21.8
at West Virginia	02/08/2026	*	37:07	8-17	.471	2-4	.500	4-4	1.000	2	7	9	10.5	3	2	3	1	1	22	21.8
Colorado	02/11/2026	*	33:38	6-11	.545	1-2	.500	3-3	1.000	4	14	18	10.9	1	2	1	3	2	16	21.5
at Arizona	02/14/2026	*	44:19	13-22	.591	1-3	.333	4-6	.667	7	6	13	11.0	2	3	0	1	2	31	21.9
at Arizona St.	02/17/2026	*	32:28	8-18	.444	0-1	.000	4-4	1.000	3	5	8	10.8	2	4	4	4	2	20	21.8
<b>Totals</b>		<b>25</b>	<b>870:24</b>	<b>234-427</b>	<b>.548</b>	<b>16-57</b>	<b>.281</b>	<b>62-107</b>	<b>.579</b>	<b>105</b>	<b>166</b>	<b>271</b>	<b>10.8</b>	<b>71</b>	<b>53</b>	<b>62</b>	<b>43</b>	<b>34</b>	<b>546</b>	<b>21.8</b>

**Player Averages**

Games Played	Minutes/game	Points/game	FG Pct	3FG Pct	FT Pct	Rebounds/game	Assists/game	Turnovers/game	Assist/Turnover ratio	Steals/game	Blocks/game
25	34.8	21.8	54.8	28.1	57.9	10.8	2.1	2.5	0.9	1.4	1.7

**PRIOR TO TEXAS TECH**

Earned 2023-24 Mountain West Freshman of the Year and All-Mountain West Second Team honors last season while playing for New Mexico... Participated in the NBA Draft Combine before officially withdrew from the NBA Draft and signing with Texas Tech on May 28, 2024... Was a starter in 36 games as a freshman where he averaged 12.4 points, 9.1 rebounds and 1.9 blocks per game... Ranked No. 12 in ESPN's transfer rankings and was the third-best transfer still available... Was the top freshman in the nation by shooting 62.3 percent from the field and with 12 double-doubles... Within Mountain West Conference play, Toppin averaged 12.7 points and 9.6 rebounds per game for the Lobos who advanced to the NCAA Tournament after winning the Mountain West Tournament... In the MWC Tournament championship game, provided a double-double with 13 points and 11 rebounds in the win over San Diego State and would have 10 rebounds and six points in a loss to Clemson in the first round of the national tournament... Led the Mountain West in rebounds, including 3.7 offensive rebounds per game and finished the season with 445 total points and 326 rebounds... Scored a season/career high 27 points against Toledo after going 11-for-12 from the field and posted a double-double against San Diego State in the regular season with 17 points and 16 rebounds (nine offensive)... Produced a 23-point, 13 rebound double-double against Air Force and would be named to the All-Mountain West Tournament Team after his performance against San Diego State in the championship game... Nine-time Mountain West Freshman of the Week selection... Two-time state champion at Faith Family... Full name is Jayden Toppin... Born on June 14, 2005

**JUNIOR SEASON**

Big 12 Player of Week (02/16/2026)  
Wooden Award Top 20  
Malone Award Midseason Top 10  
Big 12 Player of the Week (01/26/26)  
Big 12 Starting Five (01/26/26)  
Robertson Players of Week (2x)  
Naismith Player of Week (01/19/26)  
Big 12 Player of the Week (01/19/26)  
Big 12 Player of the Week (01/05/26)  
Big 12 Starting Five (01/05/26)  
Big 12 Starting Five (12/15/25)  
Big 12 Starting Five (11/17/25)  
Baha Mar All-Tournament Team

**PRESEASON**

Naismith Player of Year Watch List  
AP Preseason All-America  
Big 12 Preseason Player of the Year  
All-Big 12 Preseason Team  
Karl Malone Award Watch List  
CBS Sports Preseason All-America  
The Athletic Preseason All-America  
Field of 68 Preseason All-America  
NABC Player of the Year Watch List  
Sporting News Preseason All-America

**SOPHOMORE SEASON**

Consensus 2nd Team All-America  
Big 12 Player of the Year  
Big 12 Newcomer of the Year  
All-Big 12 First Team  
Naismith National POY Semifinalist  
Karl Malone Award Finalist  
AP All-America  
USBWA All-America  
NABC All-America  
Sporting News All-America  
CBS Sports All-America  
Field of 68 All-America  
NCAA Tournament All-West Region  
2-time Big 12 Player of the Week  
3-time Big 12 Newcomer of the Week  
AP National Player of Week (2/18/25)

**FRESHMAN SEASON (New Mexico)**

Mountain West Freshman of Year  
All-MWC Second Team

# TEXAS TECH • NATIONAL & BIG 12 STAT RANKINGS

Statistic	National Rank	Conference Rank	Value	National Leader	Value	Conference Leader	Value
Assist/Turnover Ratio (361 ranked)	51	5	1.49	Purdue	2.13	Houston	1.87
Assists Per Game (361 ranked)	63	5	16.0	Cornell	21.7	Iowa St.	18.1
Bench Points per game (361 ranked)	356	16	10.42	Tarleton St.	38.73	Colorado	28.81
Blocks Per Game (361 ranked)	135	10	3.6	Georgia	6.5	Kansas	6.2
Effective FG pct (361 ranked)	44	2	0.555	Miami (OH)	0.624	Iowa St.	0.581
Fastbreak Points (361 ranked)	329	16	7.19	Georgia	21.19	Arizona	17.19
Field Goal Percentage (361 ranked)	118	8	46.4	Miami (OH)	53.5	Arizona	50.6
Field Goal Percentage Defense (361 ranked)	164	8	43.8	Saint Louis	36.5	Kansas	38.4
Fouls Per Game (361 ranked)	88	7	16.3	South Alabama	12.1	Kansas	14.3
Free Throw Attempts Per Game (361 ranked)	320	14	17.3	South Fla.	28.1	Arizona	25.9
Free Throw Percentage (361 ranked)	223	12	71.0	Saint Mary's (CA)	80.6	Houston	76.9
Free Throws Made Per Game (361 ranked)	324	15	12.3	Auburn	20.7	Arizona	18.9
Rebound Margin (361 ranked)	91	7	3.4	Florida	14.7	Arizona	12.3
Rebounds (Defensive) Per Game (361 ranked)	102	6	25.62	Saint Louis	31.12	Arizona	30.42
Rebounds (Offensive) Per Game (361 ranked)	91	6	12.04	Florida	16.42	Arizona	13.23
Rebounds Per Game (361 ranked)	75	6	37.65	Florida	46.04	Arizona	43.65
Scoring Defense (361 ranked)	129	7	72.3	UNI	61.1	Houston	61.6
Scoring Margin (361 ranked)	58	6	9.1	Saint Louis	22.3	Arizona	19.2
Scoring Offense (361 ranked)	70	7	81.4	Alabama	92.7	Arizona	87.7
Steals Per Game (361 ranked)	220	11	6.3	High Point	11.5	Iowa St.	8.8
Three Point Attempts Per Game (361 ranked)	22	1	29.2	Alabama	35.6	Texas Tech	29.2
Three Point Percentage (360 ranked)	11	2	38.9	Yale	41.9	Iowa St.	39.8
Three Point Percentage Defense (361 ranked)	58	2	31.3	Saint Louis	27.6	Kansas	29.7
Three Pointers Per Game (361 ranked)	6	1	11.4	Cornell	13.1	Texas Tech	11.4
Turnover Margin (361 ranked)	194	12	0.0	High Point	8.0	Houston	6.1
Turnovers Forced Per Game (361 ranked)	278	14	10.77	Tarleton St.	18.77	Iowa St.	15.08
Turnovers Per Game (361 ranked)	86	6	10.7	Houston	8.2	Houston	8.2
Winning Percentage (361 ranked)	44	5	73.1	Miami (OH)	100.0	Arizona	92.3

# TEXAS TECH • NATIONAL & BIG 12 STAT RANKINGS

Statistic	Player	National Rank	Conference Rank	Value	National Leader	Value	Conference Leader	Value
Assist/Turnover Ratio (350 ranked)	Christian Anderson	123	11	2.30	Sam Hoiberg, Nebraska	5.48	Tamin Lipsey, Iowa St.	3.90
Assists (345 ranked)	Christian Anderson	5	1	191	Jeremy Fears Jr., Michigan St.	241	Christian Anderson, Texas Tech	191
Assists Per Game (348 ranked)	Christian Anderson	3	1	7.6	Jeremy Fears Jr., Michigan St.	9.3	Christian Anderson, Texas Tech	7.6
Blocks (338 ranked)	JT Toppin Luke Bamgboye	53 338	6 23	43 22	Kyle Evans, UC Irvine	87	Flory Bidunga, Kansas	74
Blocks Per Game (350 ranked)	JT Toppin	48	6	1.72	Kyle Evans, UC Irvine	3.35	Flory Bidunga, Kansas	2.85
Double Doubles (237 ranked)	JT Toppin Christian Anderson LeJuan Watts	3 82 237	1 8 17	16 6 3	Delrecco Gillespie, Kent St.	20	JT Toppin, Texas Tech	16
Field Goal Attempts (348 ranked)	JT Toppin Christian Anderson	10 160	2 11	427 325	Jordan Riley, East Carolina	494	PJ Haggerty, Kansas St.	464
Field Goal Percentage (350 ranked)	JT Toppin Christian Anderson	64 175	4 18	54.8 48.0	Aidan Kehoe, Navy	73.5	Flory Bidunga, Kansas	65.8
Field Goals (350 ranked)	JT Toppin Christian Anderson	1 105	1 11	234 156	JT Toppin, Texas Tech	234	JT Toppin, Texas Tech	234
Free Throw Attempts (350 ranked)					Baraka Okojie, Mercer	228	AJ Dybantsa, BYU	221
Free Throw Percentage (350 ranked)					Tyler Lundblade, Belmont	93.4	Emanuel Sharp, Houston	87.5
Free Throws (349 ranked)					Baraka Okojie, Mercer	188	AJ Dybantsa, BYU	167
Minutes Per Game (350 ranked)	Christian Anderson JT Toppin Donovan Atwell	2 63 86	1 3 7	38:46 34:49 34:10	Christian Bliss, Delaware	39:41	Christian Anderson, Texas Tech	38:46
Points (347 ranked)	JT Toppin Christian Anderson	17 70	3 7	546 476	AJ Dybantsa, BYU	644	AJ Dybantsa, BYU	644
Points Per Game (1495 ranked)	JT Toppin Christian Anderson Donovan Atwell LeJuan Watts Jaylen Petty	11 49 606 712 1315	3 5 35 42 67	21.8 19.0 12.5 11.9 8.9	AJ Dybantsa, BYU	24.8	AJ Dybantsa, BYU	24.8
Rebounds (345 ranked)	JT Toppin LeJuan Watts	9 319	1 18	271 152	Justin Neely, UNC Greensboro	328	JT Toppin, Texas Tech	271
Rebounds (Defensive) Per Game (349 ranked)	JT Toppin LeJuan Watts	18 332	3 22	6.64 4.08	Justin Neely, UNC Greensboro	9.11	Baba Miller, Cincinnati	7.92
Rebounds (Offensive) Per Game (347 ranked)	JT Toppin LeJuan Watts	5 315	1 23	4.20 2.00	Brandon Benjamin, Fairfield	4.38	JT Toppin, Texas Tech	4.20
Rebounds Per Game (348 ranked)	JT Toppin LeJuan Watts	6 269	1 21	10.8 6.1	Rueben Chinyelu, Florida	12.0	JT Toppin, Texas Tech	10.8
Steals (336 ranked)	Christian Anderson JT Toppin	302 336	17 19	35 34	Javontae Campbell, Bowling Green	88	Nate Johnson, Kansas St.	57
Steals Per Game (343 ranked)	Christian Anderson JT Toppin	268 300	18 20	1.40 1.36	Javontae Campbell, Bowling Green	3.26	Tamin Lipsey, Iowa St.	2.22
Three Point Attempts (347 ranked)	Donovan Atwell Christian Anderson	30 42	2 3	210 200	TJ Johnson, VMI	270	Honor Huff, West Virginia	247
Three Point Percentage (124 ranked)	Donovan Atwell Christian Anderson	6 12	2 3	44.8 44.0	Milan Momcilovic, Iowa St.	51.3	Milan Momcilovic, Iowa St.	51.3
Three Pointers Per Game (349 ranked)	Donovan Atwell Christian Anderson	3 9	2 3	3.62 3.52	Jadin Booth, Samford	3.96	Milan Momcilovic, Iowa St.	3.81
Total 3-point FGM (328 ranked)	Donovan Atwell Christian Anderson	6 11	2 3	94 88	Jadin Booth, Samford Tyler Lundblade, Belmont Milan Momcilovic, Iowa St.	99 99 99	Milan Momcilovic, Iowa St.	99
Triple Doubles (3 ranked)					B.J. Edwards, SMU Joshua Jefferson, Iowa St.	2 2	Joshua Jefferson, Iowa St.	2



## Texas Tech • Game-By-Game

				Total		3-Pointers		Free throws		Rebounds											
Opponent	Date	Score		FG-FGA	PCT	3FG-3FGA	PCT	FT-FTA	PCT	OFF	DEF	TOT	AVG	PF	A	TO	BLK	STL	PTS	AVG	
Lindenwood	11/04/2025	98-60	W	33-82	.402	17-45	.378	15-23	.652	23	36	59	59.0	21	20	7	2	12	98	98.0	
Sam Houston	11/07/2025	98-77	W	29-58	.500	12-28	.429	28-43	.651	19	22	41	50.0	19	16	11	2	9	98	98.0	
at Illinois	11/11/2025	77-81	L	34-64	.531	6-22	.273	3-4	.750	7	23	30	43.3	18	20	13	3	7	77	91.0	
Milwaukee	11/14/2025	80-63	W	27-63	.429	13-31	.419	13-14	.929	15	21	36	41.5	10	15	9	5	7	80	88.3	
vs Wake Forest	11/20/2025	84-83	W	28-68	.412	12-35	.343	16-21	.762	16	28	44	42.0	17	22	14	2	7	84	87.4	
vs Purdue	11/21/2025	56-86	L	20-60	.333	8-34	.235	8-14	.571	9	16	25	39.2	14	8	9	3	7	56	82.2	
New Orleans	11/26/2025	82-50	W	28-64	.438	11-24	.458	15-25	.600	18	29	47	40.3	18	19	12	7	7	82	82.1	
Wyoming	11/30/2025	76-72	W	27-55	.491	4-17	.235	18-30	.600	12	21	33	39.4	13	11	10	4	5	76	81.4	
vs LSU	12/07/2025	82-58	W	28-60	.467	13-27	.481	13-18	.722	13	35	48	40.3	16	13	14	4	6	82	81.4	
vs Arkansas	12/13/2025	86-93	L	35-69	.507	13-31	.419	3-10	.300	14	19	33	39.6	17	21	7	4	4	86	81.9	
Northern Colo.	12/16/2025	101-90	W	35-58	.603	12-28	.429	19-24	.792	4	20	24	38.2	11	13	3	6	6	101	83.6	
vs Duke	12/20/2025	82-81	W	32-58	.552	7-22	.318	11-17	.647	7	23	30	37.5	24	9	11	0	7	82	83.5	
Winthrop	12/28/2025	87-57	W	27-54	.500	10-26	.385	23-26	.885	9	29	38	37.5	19	14	14	5	8	87	83.8	
Oklahoma St.	01/03/2026	102-80	W	37-77	.481	17-37	.459	11-14	.786	14	34	48	38.3	15	21	7	2	4	102	85.1	
at Houston	01/06/2026	65-69	L	23-56	.411	9-28	.321	10-11	.909	8	27	35	38.1	19	14	14	5	4	65	83.7	
at Colorado	01/10/2026	73-71	W	29-70	.414	11-31	.355	4-10	.400	16	30	46	38.6	20	20	9	1	5	73	83.1	
Utah	01/14/2026	88-74	W	36-70	.514	13-31	.419	3-5	.600	13	28	41	38.7	12	24	11	8	4	88	83.4	
BYU	01/17/2026	84-71	W	27-59	.458	11-29	.379	19-23	.826	10	26	36	38.6	12	14	10	4	7	84	83.4	
at Baylor	01/20/2026	92-73	W	33-55	.600	17-27	.630	9-11	.818	5	23	28	38.0	16	14	13	1	7	92	83.8	
Houston	01/24/2026	90-86	W	27-62	.435	12-29	.414	24-30	.800	21	23	44	38.3	15	16	10	0	1	90	84.2	
at UCF	01/31/2026	80-88	L	31-55	.564	11-29	.379	7-12	.583	4	19	23	37.6	15	19	13	3	3	80	84.0	
Kansas	02/02/2026	61-64	L	23-72	.319	12-40	.300	3-5	.600	14	26	40	37.7	14	13	9	1	13	61	82.9	
at West Virginia	02/08/2026	70-63	W	23-48	.479	13-24	.542	11-13	.846	2	26	28	37.3	16	17	11	4	6	70	82.3	
Colorado	02/11/2026	78-44	W	28-62	.452	12-30	.400	10-14	.714	17	30	47	37.7	12	17	13	9	10	78	82.2	
at Arizona	02/14/2026	78-75	Wot	27-66	.409	11-33	.333	13-19	.684	12	27	39	37.7	23	12	8	3	4	78	82.0	
at Arizona St.	02/17/2026	67-72	L	24-54	.444	9-22	.409	10-13	.769	11	25	36	37.7	19	15	17	5	4	67	81.4	
Total		2117		751-1619	.464	296-760	.389	319-449	.710	313	666	979	37.7	425	417	279	93	164	2117	81.4	
Opponents		1881		680-1553	.438	170-543	.313	351-503	.698	273	617	890	34.2	425	287	280	64	155	1881	72.3	

## Texas Tech Averages

Games Played	Points/game	FG Pct	3FG Pct	FT Pct	Rebounds/game	Assists/game	Turnovers/game	Assist/Turnover ratio	Steals/game	Blocks/game
26	81.4	46.4	38.9	71.0	37.7	16.0	10.7	1.5	6.3	3.6

## Tech's Opponents • Game-By-Game

				Total		3-Pointers		Free throws		Rebounds											
Opponent	Date	Score		FG-FGA	PCT	3FG-3FGA	PCT	FT-FTA	PCT	OFF	DEF	TOT	AVG	PF	A	TO	BLK	STL	PTS	AVG	
Lindenwood	11/04/2025	98-60	W	19-61	.311	5-21	.238	17-26	.654	11	32	43	43.0	21	7	14	4	4	60	60.0	
Sam Houston	11/07/2025	98-77	W	28-65	.431	7-20	.350	14-20	.700	18	19	37	40.0	29	11	14	3	5	77	68.5	
at Illinois	11/11/2025	77-81	L	29-59	.492	7-22	.318	16-23	.696	11	23	34	38.0	8	5	13	5	6	81	72.7	
Milwaukee	11/14/2025	80-63	W	24-55	.436	4-17	.235	11-15	.733	9	21	30	36.0	17	9	13	0	5	63	70.3	
vs Wake Forest	11/20/2025	84-83	W	31-66	.470	8-18	.444	13-22	.591	10	23	33	35.4	19	12	8	6	5	83	72.8	
vs Purdue	11/21/2025	56-86	L	34-58	.586	8-14	.571	10-15	.667	10	33	43	36.7	15	19	11	2	1	86	75.0	
New Orleans	11/26/2025	82-50	W	20-54	.370	2-15	.133	8-13	.615	6	24	30	35.7	25	10	17	2	8	50	71.4	
Wyoming	11/30/2025	76-72	W	27-58	.466	5-19	.263	13-13	1.000	9	24	33	35.4	22	8	13	2	7	72	71.5	
vs LSU	12/07/2025	82-58	W	21-63	.333	4-24	.167	12-19	.632	9	24	33	35.1	17	6	9	3	9	58	70.0	
vs Arkansas	12/13/2025	86-93	L	33-63	.524	10-19	.526	17-26	.654	16	24	40	35.6	15	18	7	6	6	93	72.3	
Northern Colo.	12/16/2025	101-90	W	37-66	.561	12-27	.444	4-8	.500	12	22	34	35.5	17	18	10	0	1	90	73.9	
vs Duke	12/20/2025	82-81	W	27-52	.519	10-27	.370	17-29	.586	6	23	29	34.9	16	15	11	2	8	81	74.5	
Winthrop	12/28/2025	87-57	W	19-60	.317	4-25	.160	15-23	.652	16	18	34	34.8	22	8	15	0	11	57	73.2	
Oklahoma St.	01/03/2026	102-80	W	29-67	.433	8-26	.308	14-19	.737	8	28	36	34.9	16	10	8	1	5	80	73.6	
at Houston	01/06/2026	65-69	L	24-61	.393	4-17	.235	17-22	.773	12	24	36	35.0	15	8	6	2	5	69	73.3	
at Colorado	01/10/2026	73-71	W	23-58	.397	6-21	.286	19-22	.864	7	29	36	35.1	9	14	7	2	6	71	73.2	
Utah	01/14/2026	88-74	W	25-58	.431	12-26	.462	12-17	.706	6	22	28	34.6	9	10	13	0	6	74	73.2	
BYU	01/17/2026	84-71	W	27-64	.422	5-22	.227	12-14	.857	12	23	35	34.7	17	5	12	5	7	71	73.1	
at Baylor	01/20/2026	92-73	W	28-57	.491	7-21	.333	10-20	.500	11	18	29	34.4	12	14	11	2	10	73	73.1	
Houston	01/24/2026	90-86	W	29-60	.483	11-28	.393	17-21	.810	11	17	28	34.1	25	9	6	1	5	86	73.8	
at UCF	01/31/2026	80-88	L	32-65	.492	6-13	.462	18-22	.818	13	22	35	34.1	11	19	6	1	6	88	74.4	
Kansas	02/02/2026	61-64	L	24-53	.453	6-20	.300	10-13	.769	5	33	38	34.3	10	10	15	5	4	64	74.0	
at West Virginia	02/08/2026	70-63	W	24-55	.436	2-22	.091	13-23	.565	9	25	34	34.3	14	10	9	2	5	63	73.5	
Colorado	02/11/2026	78-44	W	16-55	.291	6-25	.240	6-10	.600	13	17	30	34.1	13	5	16	3	6	44	72.3	
at Arizona	02/14/2026	78-75	Wot	24-61	.393	4-16	.250	23-31	.742	13	28	41	34.4	16	13	7	0	5	75	72.4	
at Arizona St.	02/17/2026	67-72	L	26-59	.441	7-18	.389	13-17	.765	10	21	31	34.2	15	14	9	5	9	72	72.3	
Total		1881		680-1553	.438	170-543	.313	351-503	.698	273	617	890	34.2	425	287	280	64	155	1881	72.3	
Texas Tech		2117		751-1619	.464	296-760	.389	319-449	.710	313	666	979	37.7	425	417	279	93	164	2117	81.4	

## Opponents Averages

Games Played	Points/game	FG Pct	3FG Pct	FT Pct	Rebounds/game	Assists/game	Turnovers/game	Assist/Turnover ratio	Steals/game	Blocks/game
26	72.3	43.8	31.3	69.8	34.2	11.0	10.8	1.0	6.0	2.5



**BIG 12 CONFERENCE**  
BIG12SPORTS.COM

## 2025-26 MEN'S BASKETBALL

February 19 | David Waxman | 469-524-1027 | dwaxman@Big12Sports.com

### CONFERENCE STANDINGS

	Conference				Overall						Versus Top 25	
	W-L	Pct.	Home	Away	W-L	Pct.	Home	Away	Neutral	Streak	Top 10	Top 25
Houston	11-2	.846	6-0	5-2	23-3	.885	13-0	5-2	5-1	L1	2-1	6-1
Arizona	11-2	.846	6-1	5-1	24-2	.923	14-1	6-1	4-0	W1	0-0	5-3
Iowa State	10-3	.769	7-0	3-3	23-3	.885	15-0	4-3	4-0	W2	2-0	3-0
Kansas	10-3	.769	6-0	4-3	20-6	.769	11-1	5-4	4-1	W1	2-2	5-3
Texas Tech	9-4	.692	5-1	4-3	19-7	.731	12-1	4-4	3-2	L1	3-2	4-5
BYU	7-6	.538	4-2	3-4	19-7	.731	10-2	3-4	6-1	L1	0-4	1-6
West Virginia	7-6	.538	4-3	3-3	16-10	.615	13-3	3-3	0-4	L1	0-3	1-4
UCF	7-6	.538	5-2	2-4	18-7	.720	13-3	3-4	2-0	W1	0-3	2-3
TCU	6-7	.462	4-2	2-5	16-10	.615	11-5	3-5	2-0	L1	2-3	2-5
Cincinnati	6-7	.462	5-2	1-5	14-12	.538	13-3	1-6	0-3	W3	1-3	1-4
Arizona State	5-8	.385	4-3	1-5	14-12	.538	8-5	2-6	4-1	W2	0-3	1-4
Oklahoma State	4-9	.308	3-4	1-5	16-10	.615	13-4	1-5	2-1	L4	0-3	2-4
Colorado	4-9	.308	3-3	1-6	14-12	.538	11-4	1-7	2-1	L2	0-0	0-5
Baylor	3-10	.231	1-5	2-5	13-13	.500	9-5	2-6	2-2	L4	0-3	0-7
Kansas State	2-11	.154	2-5	0-6	11-15	.423	9-7	1-7	1-1	W1	0-3	0-4
Utah	2-11	.154	1-5	1-6	10-16	.385	8-6	1-8	1-2	W1	0-2	0-4

### THIS WEEK'S SCHEDULE

#### Monday, February 16

at No. 6/6 Iowa State 70, No. 2/2 Houston 67

#### Time

#### Tuesday, February 17

at UCF 82, TCU 71  
at Kansas State 90, Baylor 74  
at Arizona State 72, No. 13/13 Texas Tech 67

#### Wednesday, February 18

Utah 61, at West Virginia 56  
No. 8/12 Kansas 81, at Oklahoma State 69  
at No. 4/4 Arizona 75, No. 23/22 BYU 68

#### Saturday, February 21

Cincinnati at No. 8/12 Kansas (CBS) 12 p.m. CT/1 p.m. ET  
Kansas State at No. 13/13 Texas Tech (FOX) 1:30 p.m. CT  
No. 4/4 Arizona at No. 2/2 Houston (ABC) 2 p.m. CT/1 p.m. MT  
Oklahoma State at Colorado (TNT, truTV) 2:30 p.m. CT/1:30 p.m. MT  
Arizona State at Baylor (ESPN2) 3 p.m. CT/2 p.m. MT  
West Virginia at TCU (Peacock, NBCSN) 4 p.m. CT/5 p.m. ET  
UCF at Utah (ESPN+) 7 p.m. MT/9 p.m. ET  
No. 6/6 Iowa State at No. 23/22 BYU (ESPN) 9:30 p.m. CT/8:30 p.m. MT

#### Monday, February 23

No. 2/2 Houston at No. 8/12 Kansas (ESPN)

8 p.m. CT

All times are subject to change. Rankings listed as AP/Coaches.

### TEAM VS. TEAM RESULTS

	ARIZ	ASU	BU	BYU	UCF	UC	CU	UH	ISU	KU	K-State	OSU	TCU	TTU	UTAH	WVU
ARIZ	-	WW		WW	W	W				L	W	W	W	L	W	W
ASU	LL	-		L	L	W	LL	L			W	W	W	W	W	L
BU			-	L		L	W	L	LL	L	L	W	LL	L		W
BYU	LL	W	W	-		W	L		L	W	L	W	L	WW		
UCF	L	W			-	WL	W	L	L	W	W	L	W	W		L
UC	L	L	W			LW	-	W	LL	W					W	LL
CU		WW	L	L	L	L	-		L	L			W	LL	W	L
UH			W	W	W	WW		-	L		W		W	WL	W	W
ISU				WW		W	L	W	W	-	LW	W	WW	L		W
KU	W		W	W	L		W		WL	-	W	W	W	W	W	L
K-State	L	L	W	L	L	L		L	L	L	-	L	L		W	L
OSU	L	L	L	W	W				LL	L	W	-	LL	L	W	
TCU	L		WW	L	L		L	L	W	L	W	WW	-		L	
TTU	W	L	W	W	L		WW	LW				W		-	W	W
UTAH	L	L		LL		L	L	L		L	L	L	W	L	-	W
WVU	L	W	L		W	WW	W	L	L	W	W			L	L	-

### A DIFFERENT LEAGUE



The Big 12 is tied for the national lead with six teams in the AP Top 25 Poll, including two in the top five and four in the top 10. 2. Houston, 4. Arizona, 6. Iowa State, 8. Kansas, 13. Texas Tech and 23. BYU comprise the Conference's ranked teams.



Eight Big 12 teams have won multiple games against AP Top 25 opponents, the most among Division I conferences.



Houston is atop the Big 12 standings through 13 games, with Arizona trailing by a half-game and Iowa State one full game behind.



Arizona, Houston and Iowa State all started 22-3 or better, marking the first time three teams from one Conference started 22-3 or better since the 1986-87 Big Ten (Iowa, Purdue and eventual NCAA Champion Indiana).



Saturday, February 14 featured three Conference games going to overtime on the same day for just the second time in Big 12 history, joining Jan. 15, 1997.



As of Feb. 16, the Big 12 is the only Conference to have a winning record against opponents with a winning record.



Seven Big 12 teams are above .500 in Conference games this season. Since 2009-10, all 76 eligible Big 12 teams that finished above .500 in Conference play were selected for the NCAA Tournament.



Ten Big 12 teams have an overall winning percentage of at least .600. Since 2011-12, 78 of 80 (97.5%) eligible Big 12 teams with a .600+ winning percentage reached the NCAA Tournament.



The Big 12 remains the hardest power conference to win on the road this season, with home teams holding a 66-38 mark in Big 12 play.



The Big 12 leads or co-leads with representation on midseason watch lists for the Naismith Starting Five (all positions), Wayman Tisdale, Oscar Robertson, Wooden Award, Naismith Defensive Player of the Year and ESPN's Top 50.



Two Big 12 teams are unbeaten at home this year: Houston and Iowa State. The last time the Big 12 had multiple teams finish unbeaten at home was 2023-24 (Houston, Iowa State). Additionally, KU is undefeated at home in Big 12 play.



Texas Tech's JT Toppin secured Big 12 Player of the Week honors for the fourth time this season, averaging 23.5 points and 15.5 rebounds in a pair of Red Raider victories. Toppin was additionally named one of the USBWA's Players of the Week.



BYU's AJ Dybantsa captured Big 12 Newcomer of the Week for the fifth time in the past eight weeks, averaging 28.0 points, 9.0 rebounds, 7.5 assists and 41.5 minutes per game.



Baylor's Tounde Yessoufou (26.5 ppg, 5.0 rpg), BYU's Rob Wright (34.5 ppg, 4.5 rpg) and Houston's Emanuel Sharp (25.0 ppg, 4.5 rpg) joined Toppin and Dybantsa on the Big 12 Starting Five, which honors strong performances across the league.



The Big 12 had the nation's best non-conference winning percentage (.802) for the fourth time in the past five seasons. The Big 12 also led in winning percentage against other Power 4 conferences (.592).

Instagram.com/big12conference

@Big12Conference #Big12MBB

Facebook.com/Big12Conference

YouTube.com/Big12Conference

Texas Tech • LAST 5 GAMES

Game Records

Record	Overall	Home	Away	Neutral
ALL GAMES	3-2	1-1	2-1	0-0
CONFERENCE	3-2	1-1	2-1	0-0
NON-CONFERENCE	0-0	0-0	0-0	0-0

Score by Periods

Team	1st	2nd	OT	TOT
Texas Tech	175	167	12	354
Opponents	150	159	9	318

Team Box Score

No.	Player				Total		3-Point		F-Throw		Rebounds													
		GP-GS	MIN	AVG	FG-FGA	FG%	3FG-3FGA	3FG%	FT-FTA	FT%	OFF	DEF	TOT	AVG	PF	DQ	A	TO	BLK	STL	PTS	AVG		
15	TOPPIN, JT	5-5	178:16	35.7	40-86	.465	4-13	.308	15-17	.882	17	37	54	10.8	11	0	11	9	10	12	99	19.8		
4	ANDERSON, Christian	4-4	159:28	39.9	21-46	.457	16-35	.457	6-9	.667	2	15	17	4.3	14	1	33	19	1	5	64	16.0		
12	ATWELL, Donovan	5-5	192:20	38.5	21-48	.438	21-45	.467	7-8	.875	5	16	21	4.2	8	0	3	3	1	5	70	14.0		
3	WATTS, Lejuan	5-5	137:32	27.5	15-45	.333	3-13	.231	12-18	.667	11	17	28	5.6	9	0	12	14	2	4	45	9.0		
11	PETTY, Jaylen	5-5	145:13	29.0	14-40	.350	9-30	.300	3-6	.500	2	11	13	2.6	14	1	12	4	0	3	40	8.0		
6	HORNER, Leon	3-0	40:15	13.4	5-9	.556	1-2	.500	0-0	.000	2	4	6	2.0	5	0	0	2	0	0	11	3.7		
9	BAMGBOYE, Luke	5-0	71:10	14.2	3-9	.333	0-0	.000	4-6	.667	3	14	17	3.4	15	1	0	0	8	2	10	2.0		
1	BRYAN, Tyeree	5-1	60:18	12.1	3-11	.273	2-8	.250	0-0	.000	3	5	8	1.6	3	0	1	1	0	3	8	1.6		
5	MOSELEY, Josiah	4-0	18:29	4.6	2-4	.500	0-1	.000	0-0	.000	0	5	5	1.3	3	0	1	1	0	2	4	1.0		
2	HENDERSON, Jazz	3-0	16:42	5.6	1-3	.333	1-1	1.000	0-0	.000	0	0	0	0.0	2	0	1	0	0	0	3	1.0		
10	FRANCIS, Jack	1-0	01:41	1.7	0-1	.000	0-1	.000	0-0	.000	1	0	1	1.0	0	0	0	0	0	0	0	0.0		
8	GROVES, Nolan	1-0	03:36	3.6	0-0	.000	0-0	.000	0-0	.000	1	1	2	2.0	0	0	0	1	0	1	0	0.0		
Team											9	9	18					4						
Total		5	1025		125-302	.414	57-149	.383	47-64	.734	56	134	190	38.0	84	3	74	58	22	37	354	70.8		
Opponents		5	1025		114-283	.403	25-101	.248	65-94	.691	50	124	174	34.8	68	1	52	56	15	29	318	63.6		

Team Statistics

	TTU	OPP
Scoring	354	318
Points per game	70.8	63.6
Scoring margin	+7.2	-
Field goals-att	125-302	114-283
Field goal pct	.414	.403
3 point fg-att	57-149	25-101
3-point FG pct	.383	.248
3-pt FG made per game	11.4	5.0
Free throws-att	47-64	65-94
Free throw pct	.734	.691
F-Throws made per game	9.4	13.0
Rebounds	190	174
Rebounds per game	38.0	34.8
Rebounding margin	+3.2	-
Assists	74	52
Assists per game	14.8	10.4
Turnovers	58	56
Turnovers per game	11.6	11.2
Turnover margin	-0.4	-
Assist/turnover ratio	1.3	0.9
Steals	37	29
Steals per game	7.4	5.8
Blocks	22	15
Blocks per game	4.4	3.0
Winning streak	0	-
Home win streak	1	-
Attendance	28199	33571
Home games-Avg/Game	2-14100	3-11190
Neutral site-Avg/Game	-	0-0

Team Results

Date	Opponent		Score	Att.
02/02/2026	Kansas	L	61-64	14953
02/08/2026	at West Virginia	W	70-63	12009
02/11/2026	Colorado	W	78-44	13246
02/14/2026	at Arizona	Wot	78-75	14688
02/17/2026	at Arizona St.	L	67-72	6874



# Texas Tech • Season/Career Stats

## Summary

Player	Season Statistics										Career Statistics									
	GP-GS	MIN/G	FG%	3FG%	FT%	R/G	A/G	STL	BLK	PTS/G	GP-GS	MIN/G	FG%	3FG%	FT%	R/G	A/G	STL	BLK	PTS/G
AKUENTOK, Marial	7-1	6.4	.500	1.000	.167	2.0	0.1	1	2	1.4	7-1	6.4	.500	1.000	.167	2.0	0.1	1	2	1.4
ANDERSON, Christian	25-25	38.8	.480	.440	.776	3.5	7.6	35	6	19.0	60-32	34.0	.457	.411	.788	3.2	4.5	76	9	14.1
ATWELL, Donovan	26-26	34.2	.447	.448	.844	3.3	0.7	32	4	12.5	120-90	24.9	.414	.408	.902	2.6	0.6	84	14	10.1
BAMGBOYE, Luke	13-4	14.4	.424	.000	.719	3.2	0.5	6	22	3.9	48-28	16.2	.554	.000	.594	3.3	0.5	25	97	3.9
BRYAN, Tyeree	25-13	17.9	.354	.297	.647	2.7	0.6	9	6	3.9	118-72	25.8	.439	.398	.693	4.1	1.2	72	38	8.5
FRANCIS, Jack	11-0	1.1	.000	.000	.000	0.4	0.0	0	0	0.0	27-0	1.5	.167	.000	.500	0.5	0.0	0	0	0.1
GROVES, Nolan	19-2	6.5	.238	.235	.500	1.3	0.3	6	0	0.9	19-2	6.5	.238	.235	.500	1.3	0.3	6	0	0.9
HENDERSON, Jazz	8-0	4.1	.400	.500	.000	0.4	0.4	0	0	0.6	8-0	4.1	.400	.500	.000	0.4	0.4	0	0	0.6
HORNER, Leon	18-0	9.8	.512	.444	.833	2.3	0.2	5	3	2.8	27-0	7.3	.489	.400	.833	1.7	0.1	6	4	2.0
MOSELEY, Josiah	6-0	7.5	.700	.667	.000	2.3	0.5	2	0	2.7	36-0	9.8	.600	.333	.571	2.3	0.2	4	4	2.1
PETTY, Jaylen	25-14	29.0	.388	.356	.857	3.6	2.2	16	1	8.9	25-14	29.0	.388	.356	.857	3.6	2.2	16	1	8.9
TOPPIN, JT	25-25	34.8	.548	.281	.579	10.8	2.1	34	43	21.8	94-93	29.0	.570	.313	.616	9.6	1.2	99	159	16.9
WATTS, Lejuan	25-20	28.1	.421	.323	.777	6.1	2.6	18	6	11.9	91-54	27.4	.526	.380	.746	5.9	2.9	83	35	11.7

## Scoring

Player	Season Statistics								Career Statistics							
	FG-FGA	FG%	3FG-3FGA	3FG%	FT-FTA	FT%	PTS	PTS/G	FG-FGA	FG%	3FG-3FGA	3FG%	FT-FTA	FT%	PTS	PTS/G
AKUENTOK, Marial	4-8	.500	1-1	1.000	1-6	.167	10	1.4	4-8	.500	1-1	1.000	1-6	.167	10	1.4
ANDERSON, Christian	156-325	.480	88-200	.440	76-98	.776	476	19.0	274-600	.457	159-387	.411	141-179	.788	848	14.1
ATWELL, Donovan	102-228	.447	94-210	.448	27-32	.844	325	12.5	395-954	.414	305-747	.408	119-132	.902	1214	10.1
BAMGBOYE, Luke	14-33	.424	0-1	.000	23-32	.719	51	3.9	72-130	.554	0-2	.000	41-69	.594	185	3.9
BRYAN, Tyeree	34-96	.354	19-64	.297	11-17	.647	98	3.9	369-841	.439	163-410	.398	97-140	.693	998	8.5
FRANCIS, Jack	0-2	.000	0-2	.000	0-2	.000	0	0.0	1-6	.167	0-4	.000	2-4	.500	4	0.1
GROVES, Nolan	5-21	.238	4-17	.235	4-8	.500	18	0.9	5-21	.238	4-17	.235	4-8	.500	18	0.9
HENDERSON, Jazz	2-5	.400	1-2	.500	0-0	.000	5	0.6	2-5	.400	1-2	.500	0-0	.000	5	0.6
HORNER, Leon	21-41	.512	4-9	.444	5-6	.833	51	2.8	22-45	.489	4-10	.400	5-6	.833	53	2.0
MOSELEY, Josiah	7-10	.700	2-3	.667	0-3	.000	16	2.7	30-50	.600	2-6	.333	12-21	.571	74	2.1
PETTY, Jaylen	73-188	.388	47-132	.356	30-35	.857	223	8.9	73-188	.388	47-132	.356	30-35	.857	223	8.9
TOPPIN, JT	234-427	.548	16-57	.281	62-107	.579	546	21.8	673-1181	.570	45-144	.313	202-328	.616	1593	16.9
WATTS, Lejuan	99-235	.421	20-62	.323	80-103	.777	298	11.9	389-740	.526	62-163	.380	226-303	.746	1066	11.7

## Totals

Player	Season Statistics								Career Statistics							
	O-REB	D-REB	TOTAL	PF	FO	A	TO	A/TO	O-REB	D-REB	TOTAL	PF	FO	A	TO	A/TO
AKUENTOK, Marial	4	10	14	10	1	1	3	0.3	4	10	14	10	1	1	3	0.3
ANDERSON, Christian	17	71	88	53	1	191	83	2.3	36	157	193	132	3	268	119	2.3
ATWELL, Donovan	17	69	86	63	1	19	9	2.1	100	208	308	224	4	74	80	0.9
BAMGBOYE, Luke	14	27	41	29	1	6	5	1.2	73	84	157	100	2	22	30	0.7
BRYAN, Tyeree	26	41	67	31	1	14	9	1.6	182	306	488	160	3	136	85	1.6
FRANCIS, Jack	2	2	4	2	0	0	0	0.0	7	7	14	5	0	1	2	0.5
GROVES, Nolan	9	16	25	16	0	5	1	5.0	9	16	25	16	0	5	1	5.0
HENDERSON, Jazz	1	2	3	4	0	3	3	1.0	1	2	3	4	0	3	3	1.0
HORNER, Leon	13	28	41	24	1	3	7	0.4	15	31	46	26	1	3	8	0.4
MOSELEY, Josiah	4	10	14	4	0	3	2	1.5	34	48	82	33	0	7	10	0.7
PETTY, Jaylen	12	79	91	61	1	54	21	2.6	12	79	91	61	1	54	21	2.6
TOPPIN, JT	105	166	271	71	0	53	62	0.9	344	563	907	241	3	113	145	0.8
WATTS, Lejuan	50	102	152	57	1	65	61	1.1	145	392	537	211	7	268	216	1.2

TEXAS TECH RECORDS • YEAR-BY-YEAR & COACHING RECORDS

SEASON	OVERALL	CONF.	CONF.	HOME	AWAY	NEUTRAL	SEASON	OVERALL	CONF.	CONF.	HOME	AWAY	NEUTRAL	SEASON	OVERALL	CONF.	CONF.	HOME	AWAY	NEUTRAL
	W-L	W-L	FINISH	W-L	W-L	W-L		W-L	W-L	FINISH	W-L	W-L	W-L		W-L	W-L	FINISH	W-L	W-L	W-L
1925-26	6-8	—	—	5-4	1-4	0-0	1959-60	10-14	7-7	T-4th	6-5	4-7	0-2	1993-94	17-11	10-4	T-2nd	8-4	6-5	3-2
1926-27	8-10	—	—	6-3	2-7	0-0	1960-61	15-10	11-3	1st	9-4	5-5	1-1	1994-95	20-10	11-3	T-1st	13-0	4-8	3-2
1927-28	9-7	—	—	5-3	4-4	0-0	1961-62	19-8	11-3	T-1st	10-2	7-4	2-2	1995-96	30-2	14-0	1st	13-0	11-0	6-2
1928-29	9-8	—	—	6-4	3-4	0-0	1962-63	6-17	6-8	T-5th	4-8	2-9	0-0	1996-97	19-9	10-6	T-3rd	9-3	7-4	3-2
1929-30	13-6	—	—	10-2	3-4	0-0	1963-64	16-7	11-3	2nd	11-1	5-6	0-0	1997-98	13-14	7-9	T-7th	8-5	5-8	0-1
1930-31	11-9	—	—	7-3	4-6	0-0	1964-65	17-6	12-2	1st	10-1	6-4	1-1	1998-99	13-17	5-11	T-10th	10-5	2-9	1-3
1931-32	9-14	—	—	5-4	4-10	0-0	1965-66	13-11	8-6	3rd	10-3	3-8	0-0	1999-00	12-16	3-13	11th	8-7	4-8	0-1
1932-33	15-8	5-1	1st	6-4	9-4	0-0	1966-67	9-15	7-7	5th	7-5	2-10	0-0	2000-01	9-19	3-13	T-11th	6-8	2-9	1-2
1933-34	18-5	7-1	1st	9-3	9-2	0-0	1967-68	9-15	5-9	T-7th	7-5	2-10	0-0	2001-02	23-9	10-6	T-3rd	15-2	6-5	2-2
1934-35	14-10	9-1	1st	10-6	4-4	0-0	1968-69	11-13	6-8	T-4th	6-7	5-6	0-0	2002-03	22-13	6-10	T-7th	13-4	6-6	3-3
1935-36	10-10	8-6	3rd	4-4	6-6	0-0	1969-70	14-10	8-6	T-3rd	10-3	3-7	1-0	2003-04	23-11	9-7	T-5th	15-1	4-7	4-3
1936-37	18-7	11-5	2nd	10-1	5-5	3-1	1970-71	16-10	9-5	3rd	11-3	4-7	1-0	2004-05	22-11	10-6	4th	13-2	5-5	4-4
1937-38	9-13	7-7	T-4th	4-6	4-4	1-3	1971-72	14-12	8-6	5th	9-3	5-6	0-3	2005-06	15-17	6-10	T-7th	12-4	2-9	1-4
1938-39	13-6	13-5	2nd	8-2	5-3	0-1	1972-73	19-8	12-2	1st	11-2	7-5	1-1	2006-07	21-13	9-7	5th	13-3	6-5	2-5
1939-40	21-7	5-1	N/A	11-0	7-5	3-2	1973-74	17-9	10-4	T-2nd	10-3	7-6	0-0	2007-08	16-15	7-9	T-7th	13-2	2-10	1-3
1940-41	19-6	6-0	N/A	10-0	7-2	2-4	1974-75	18-8	11-3	T-2nd	11-2	7-5	0-1	2008-09	14-19	3-13	11th	12-6	0-11	2-2
1941-42	16-11	12-4	2nd	8-1	6-7	2-3	1975-76	25-6	13-3	2nd	12-1	7-3	6-2	2009-10	19-16	4-12	T-9th	14-5	4-10	1-1
1942-43	13-11	7-5	5th	6-3	6-4	1-4	1976-77	20-9	12-4	3rd	11-2	7-4	2-3	2010-11	13-19	5-11	T-10th	11-7	2-9	0-3
1943-44	5-18	—	—	4-9	0-7	1-2	1977-78	19-10	10-6	4th	11-3	6-3	2-4	2011-12	8-23	1-17	10th	7-8	1-11	0-4
1944-45	10-14	—	—	5-3	4-9	1-2	1978-79	19-11	9-7	T-4th	11-4	4-5	4-2	2012-13	11-20	3-15	9th	9-11	1-8	1-1
1945-46	15-10	7-4	3rd	10-2	4-7	1-1	1979-80	16-13	8-8	T-4th	11-2	4-7	1-4	2013-14	14-18	6-12	9th	11-6	2-10	1-2
1946-47	10-12	8-8	T-5th	8-1	1-9	1-2	1980-81	15-13	8-8	T-4th	12-2	2-10	1-1	2014-15	13-19	3-15	10th	13-6	0-10	0-3
1947-48	16-12	10-6	2nd	9-1	3-9	4-2	1981-82	17-11	8-8	6th	11-3	5-7	1-1	2015-16	19-13	9-9	7th	14-3	3-7	2-3
1948-49	21-9	11-5	2nd	10-0	6-6	5-3	1982-83	11-20	7-9	6th	8-5	3-9	0-6	2016-17	18-14	6-12	7th	16-3	1-9	1-2
1949-50	14-12	8-8	5th	8-4	6-7	0-1	1983-84	17-12	10-6	4th	9-3	7-5	1-4	2017-18	27-10	11-7	T-2nd	17-1	4-6	6-3
1950-51	14-15	10-6	3rd	8-3	5-10	1-2	1984-85	23-8	12-4	1st	12-3	7-4	4-1	2018-19	31-7	14-4	T-1st	17-1	6-3	8-3
1951-52	14-10	9-5	3rd	8-1	4-7	2-2	1985-86	17-14	9-7	5th	8-7	5-6	4-1	2019-20	18-13	9-9	T-3rd	13-4	3-7	2-2
1952-53	14-10	9-5	3rd	8-1	3-8	3-1	1986-87	15-14	9-7	T-3rd	10-3	3-10	2-1	2020-21	18-11	9-8	6th	11-4	5-4	2-3
1953-54	21-5	11-1	1st	8-0	9-4	4-1	1987-88	9-19	4-12	7th	8-4	0-14	1-1	2021-22	27-10	12-6	3rd	18-0	3-7	6-3
1954-55	18-7	9-3	T-1st	8-0	6-5	4-2	1988-89	13-15	8-8	T-4th	9-7	4-7	0-1	2022-23	16-16	5-13	9th	11-6	3-7	2-3
1955-56	13-12	8-4	1st	9-0	4-8	0-4	1989-90	5-22	0-16	9th	4-10	0-12	1-0	2023-24	23-11	11-7	T-3rd	15-2	4-6	4-3
1956-57	12-11	—	—	8-5	3-4	1-2	1990-91	8-23	4-12	T-7th	4-10	3-10	1-3	2024-25	28-9	15-5	2nd	15-3	8-2	5-4
1957-58	15-8	8-6	T-3rd	9-2	5-4	1-2	1991-92	15-14	6-8	5th	8-5	5-7	2-2	2025-26	19-7	9-4	TBD	12-1	4-4	3-2
1958-59	15-9	8-6	3rd	11-0	2-8	2-1	1992-93	18-12	6-8	5th	8-4	4-7	6-1							

ALL-TIME COACHING RECORDS												
COACH	SEASONS	TOTAL	ALL GAMES		CONF. GAMES		HOME		AWAY		NEUTRAL	
		SEASONS	W-L	PCT.	W-L	PCT.	W-L	PCT	W-L	PCT	W-L	PCT
Grady Higgenbotham	1925-1927	2	14-18	.438	—	—	11-7	.611	3-11	.214	0-0	.000
Victor Payne	1927-1930	3	31-21	.596	—	—	21-9	.700	10-12	.455	0-0	.000
W.L. Golightly	1930-1931	1	11-9	.550	—	—	7-3	.700	4-6	.400	0-0	.000
Dell Morgan	1931-1934	3	42-27	.609	12-2	.857	20-11	.645	22-16	.579	0-0	.000
Virgil Ballard	1934-1935	1	14-10	.583	9-1	.900	10-6	.625	4-4	.500	0-0	.000
Berl Huffman	1935-42, 1946-47	8	116-72	.617	70-36	.660	63-15	.808	41-41	.500	12-16	.429
Polk Robison	1942-46, 1947-61	18	255-197	.564	133-74	.643	144-43	.770	79-119	.399	32-35	.478
Gene Gibson	1961-1969	8	100-92	.521	66-46	.589	65-32	.670	32-57	.360	3-3	.500
Bob Bass	1969-1971	1.5	22-15	.595	9-6	.600	16-5	.762	4-10	.286	2-0	1.000
Gerald Myers	1971-1991	20.5	325-262	.554	180-145	.554	197-80	.711	96-142	.403	32-40	.444
James Dickey ^	1991-2001	10	166-124	.574	75-75	.500	91-41	.689	50-65	.435	25-18	.581
Bob Knight	2001-2008	6.7	138-82	.627	53-49	.520	91-16	.850	30-43	.411	17-23	.425
Pat Knight	2008-2011	3.3	50-61	.450	16-42	.276	40-20	.667	7-34	.171	3-7	.300
Billy Gillispie	2011-12	1	8-23	.258	1-17	.055	7-8	.467	1-11	.083	0-4	.000
Chris Walker	2012-13	1	11-20	.355	3-15	.167	9-11	.450	1-8	.111	1-1	.500
Tubby Smith	2013-15	3	46-50	.479	18-36	.333	38-15	.717	5-27	.156	3-8	.273
Chris Beard	2016-21	5	112-55	.681	49-40	.555	74-13	.875	19-29	.359	19-13	.629
Mark Adams	2022-23	2	43-26	.623	17-19	.472	29-6	.839	6-17	.261	8-6	.571
Grant McCasland	2024-25	3	70-27		35-16		42-6		16-12		12-9	
OVERALL		101	1574-1191		745-619		973-346		430-664		169-183	

^ — Texas Tech vacated its 1995-96 NCAA Tournament appearance which adjusted the team's record from 30-2 (14-0 SWC) to 28-1 (14-0 SWC) for the use of an ineligible player. Texas Tech also forfeited 11 wins during the 1996-97 season which adjusted the team's record from (10-6 Big 12) to 8-20 (0-16 Big 12) for the use of an ineligible player. Actual totals are shown.

TEXAS TECH UNIVERSITY & BASKETBALL PROGRAM INFORMATION

Location	Lubbock, Texas	All-Time Record (Seasons)	1574-1191 (101st)
Founded	1923	NCAA Tournament Record (Appearances)	22-22 (21)
Enrollment	42,272	Big 12 Tournament Record (Appearances)	18-28 (28)
Nickname	Red Raiders	Conference Regular Season Titles	1 • Big 12 • 2019
Colors	Scarlet (PMS 485c) and Black (Process Black)		6 • SWC • 1961 • 1962 • 1973 • 1985 • 1995 • 1996
Official Mascot	Masked Rider		6 • Border • 1933 • 1934 • 1935 • 1954 • 1955 • 1956
Unofficial Mascot	Raider Red	Conference Tournament Titles	5 • SWC • 1976 • 1985 • 1986 • 1993 • 1996
Facility • Capacity	United Supermarkets Arena • 15,098	NCAA Tournament Appearances (21)	1954 • 1956 • 1961 • 1962 • 1973 • 1976 • 1985 • 1986 • 1993 • 1996 •
Conference	Big 12 • Charter Member		2002 • 2004 • 2005 • 2007 • 2016 • 2018 • 2019 • 2021 • 2022 • 2024 • 2025
Chancellor	Brandon Creighton	(*2020 NCAA Tournament Canceled)	
President	Dr. Lawrence Schovanec	NIT Appearances	(4)
Director of Athletics	Kirby Hocutt		1979 • 1995 • 2003 • 2010
Deputy Director of Athletics • Men's Basketball Sport Administrator	Jonathan Botros		
Head Coach	Grant McCasland		

## TEXAS TECH • UNITED SUPERMARKETS ARENA W-L RECORDS

### YEAR-BY-YEAR RECORD AT UNITED SUPERMARKETS ARENA

SEASON	GAMES	NON-CONFERENCE RECORD	BIG 12 RECORD	OVERALL RECORD
1999-2000	15	6-1	2-6	8-7
2000-01	14	3-3	3-5	6-8
2001-02	17	8-1	7-1	15-2
2002-03	17	9-0	4-4	13-4
2003-04	16	8-0	7-1	15-1
2004-05	15	7-0	6-2	13-2
2005-06	16	7-1	5-3	12-4
2006-07	16	7-1	6-2	13-3
2007-08	15	7-0	6-2	13-2
2008-09	18	9-1	3-5	12-6
2009-10	19	11-0	3-5	14-5
2010-11	18	8-2	3-5	11-7
2011-12	15	6-0	1-8	7-8
2012-13	20	7-4	2-7	9-11
2013-14	17	7-1	4-5	11-6
2014-15	19	10-0	3-6	13-6
2015-16	17	8-0	6-3	14-3
2016-17	19	10-0	6-3	16-3
2017-18	17	8-0	8-1	16-1
2018-19	17	8-0	8-1	16-1
2019-20	17	7-1	6-3	13-4
2020-21	15	6-0	5-4	11-4
2021-22	18	9-0	9-0	18-0
2022-23	17	7-0	3-6	10-6
2023-24	17	8-0	7-2	15-2
2024-25	18	8-0	7-3	15-3
2025-26	13	7-0	5-1	12-1



## TEXAS TECH • UNITED SUPERMARKETS ARENA ATTENDANCE RECORDS

DATE	OPPONENT	RESULT	ATTENDANCE
02/01/2022	[23] Texas	W • 77-64	15,300
01/26/2004	[16] Texas	L • 62-61 • OT	15,250
02/22/2005	Texas	W • 69-65	15,152
<b>01/24/2026</b>	<b>[6] Houston</b>	<b>W • 90-86</b>	<b>15,098</b>
<b>01/17/2026</b>	<b>[11] BYU</b>	<b>W • 84-71</b>	<b>15,098</b>
03/05/2025	Colorado	W • 91-75	15,098
02/24/2025	[4] Houston	L • 69-61	15,098
02/04/2025	Baylor	W • 73-59	15,098
01/18/2025	Arizona	W • 70-54	15,098
02/27/2024	Texas	L • 81-69	15,098
02/20/2024	TCU	W • 82-81	15,098
02/12/2024	[6] Kansas	W • 79-50	15,098
02/03/2024	Cincinnati	L • 75-72	15,098
01/20/2024	[20] BYU	W • 85-78	15,098
11/08/2022	Northwestern State	W • 73-49	15,098
02/28/2022	Kansas State	W • 73-68	15,098
02/22/2022	Oklahoma	W • 66-42	15,098
01/29/2022	Mississippi State	W • 76-50	15,098
01/18/2022	[15] Iowa State	W • 72-60	15,098
11/05/2019	Eastern Illinois	W • 85-60	15,098
11/09/2019	Bethune-Cookman	W • 79-44	15,098
01/07/2020	[4] Baylor	W • 57-52	15,098
01/18/2020	Iowa State	W • 72-52	15,098
02/29/2020	Texas	L • 68-58	15,098
03/07/2020	[1] Kansas	L • 66-62	15,098
01/05/2019	Kansas State	W • 63-57	15,098
01/16/2019	Iowa State	L • 68-64	15,098
02/23/2019	[12] Kansas	W • 91-62	15,098
03/04/2019	Texas	W • 70-51	15,098
02/24/2018	[8] Kansas	L • 74-72	15,098
02/13/2018	[23] Oklahoma	W • 88-78	15,098
01/31/2018	Texas	W • 73-71 • OT	15,098
01/13/2018	[2] West Virginia	W • 72-71	15,098
02/08/2014	[19] Oklahoma State	W • 65-61	15,098
01/01/2007	New Mexico	W • 70-68	15,098
12/28/2006	UNLV	L • 74-66	15,098
02/23/2002	Texas A&M	W • 74-53	15,098
02/15/2003	[5] Oklahoma	L • 63-58	15,098
02/02/2002	Iowa State	W • 69-43	15,098
01/26/2002	[6] Oklahoma	W • 92-79	15,098
01/19/2002	[6] Oklahoma State	W • 94-70	15,098
01/14/2002	Texas	L • 74-71 • OT	15,098
03/05/2005	[20] Oklahoma	L • 74-54	15,078
11/19/1999	Indiana	L • 68-60	15,050
01/15/2005	Texas A&M	W • 70-56	15,048
01/19/2004	[11] Oklahoma	W • 67-47	15,018
03/01/2003	[5] Texas	L • 76-71	15,018
01/24/2007	[6] Texas A&M	W • 70-68	15,011
<b>02/02/2026</b>	<b>[11] Kansas</b>	<b>L • 64-61</b>	<b>14,953</b>

02/16/2022	[7] Baylor	W • 83-73	14,923
01/13/2024	Kansas State	W • 60-59	14,856
01/14/2022	Oklahoma State	W • 78-57	14,853
02/12/2022	TCU	W • 82-69	14,810
01/27/2020	[15] Kentucky	L • 76-74 (OT)	14,763
02/19/2020	Kansas State	W • 69-62	14,695
11/30/2022	Georgetown	W • 79-65	14,649
2/16/2019	Baylor	W • 86-61	14,598
01/22/2022	West Virginia	W • 78-65	14,556
02/22/2025	West Virginia	W • 73-51	14,466
02/17/2016	[3] Oklahoma	W • 65-63	14,471
03/09/2024	[11] Baylor	W • 78-68	14,432
01/03/2023	[3] Kansas	L • 75-72	14,385
01/09/2024	Oklahoma State	W • 90-73	14,362
01/04/2020	Oklahoma State	W • 85-50	14,325
01/08/2022	[6] Kansas	W • 75-67	14,320
01/26/2019	Arkansas	W • 67-64	14,290
01/11/2025	[3] Iowa State	L • 85-84 (OT)	14,263
11/09/2021	North Florida	W • 89-71	14,245
02/20/2002	Missouri	W • 91-68	14,426
02/25/2023	[24] TCU	L • 83-82	14,410
01/15/2000	Texas A&M	L • 88-86	14,324
02/13/2023	[6] Texas	W • 74-67	14,241
12/30/2001	Minnesota	W • 80-60	14,232
01/09/2016	[1] Kansas	L • 69-59	14,231
11/12/2021	Grambling	W • 88-62	14,171
01/17/2023	[21] Baylor	L • 81-74	14,152
01/29/2025	TCU	W • 71-57	14,114
01/8/2019	Oklahoma	W • 66-59	14,090
01/07/2023	Oklahoma	L • 68-63 (OT)	14,082
12/29/2019	CSU Bakersfield	W • 73-58	14,055
01/22/2000	[14] Texas	L • 72-59	14,045
01/01/2002	Wyoming	W • 90-84	13,956
03/04/2023	Oklahoma State	L • 71-68	13,885
02/12/2002	Baylor	W • 90-65	13,856
11/10/2022	Texas Southern	W • 70-69	13,835
12/01/2001	TCU	W • 99-86	13,811
02/11/2017	[3] Kansas	L • 80-79	13,806
<b>01/14/2026</b>	<b>Utah</b>	<b>W • 88-74</b>	<b>13,803</b>
01/26/2025	Oklahoma State	W • 64-54	13,794
01/06/2002	Kansas State	W • 74-49	13,791
02/10/2024	UCF	W • 66-59	13,715
12/17/2001	Louisiana-Lafayette	W • 89-72	13,713
12/22/2009	Stanford	W • 100-87	13,617
11/08/2024	Northwestern State	W • 100-87	13,610
12/22/2001	Stetson	W • 101-47	13,609
01/29/2020	No. 12 West Virginia	W • 89-81	13,586
11/24/2001	Sam Houston State	L • 69-65	13,567
12/21/2019	UTRGV	W • 68-58	13,516
01/31/2007	[22] Texas	L • 76-64	13,498
<b>11/07/2025</b>	<b>Sam Houston</b>	<b>W • 98-77</b>	<b>13,440</b>

02/12/2025	Arizona State	W • 111-106 (2OT)	13,290
11/24/2019	Long Island	W • 96-66	13,286
<b>02/11/2026</b>	<b>Colorado</b>	<b>W • 78-44</b>	<b>13,246</b>
02/07/2018	Iowa State	W • 76-58	13,221
<b>01/03/2026</b>	<b>Oklahoma State</b>	<b>W • 102-80</b>	<b>13,175</b>
<b>11/14/2025</b>	<b>Milwaukee</b>	<b>W • 80-63</b>	<b>13,126</b>
11/26/2001	UTEP	W • 81-56	13,093
<b>11/04/2025</b>	<b>Lindenwood</b>	<b>W • 98-60</b>	<b>13,074</b>
02/12/2020	TCU	W • 88-42	13,050
01/29/2005	Nebraska	W • 84-68	13,049
01/10/2004	Oklahoma State	W • 83-62	13,043
11/15/2022	Louisiana Tech	W • 64-55	13,027
02/11/2023	[12] Kansas State	W • 71-63	12,973
11/08/2023	A&M-Commerce	W • 73-46	12,930
03/03/2018	TCU	W • 79-75	12,871
02/4/2019	West Virginia	W • 81-50	12,831
12/29/2017	[18] Baylor	W • 77-53	12,827
01/16/2016	[22] Baylor	L • 63-60	12,827
03/03/2003	[7] Kansas	L • 65-56	12,821
<b>12/28/2025</b>	<b>Winthrop</b>	<b>W • 87-57</b>	<b>12,814</b>
12/7/2022	Nicholls	W • 78-71	12,682
12/31/2024	UCF	L • 87-83	12,767
11/24/2021	Omaha	W • 96-40	12,670
02/18/2014	[8] Kansas	L • 64-63	12,667
03/01/2017	Texas	W • 67-57	12,643
01/23/2018	Oklahoma State	W • 75-70	12,585
11/21/2019	Tennessee State	W • 72-57	12,584
01/06/2018	Kansas State	W • 74-58	12,531
01/02/2016	Texas	W • 82-74	12,491
02/20/2010	[15] Texas	L • 71-67	12,481
12/15/2021	Arkansas State	W • 75-62	12,431
03/05/2014	Texas	W • 59-53	12,429
11/15/2021	Prairie View A&M	W • 84-49	12,419
01/17/2009	[11] Texas	L • 71-49	12,382
03/02/2016	Kansas State	W • 80-71	12,359
02/14/2005	[3] Kansas	W • 80-79 • 2OT	12,298
12/16/2019	Southern Miss	W • 71-65	12,290
12/28/2023	Sam Houston	W • 96-60	12,271
02/27/2019	Oklahoma State	W • 84-80	12,248
11/27/2021	Lamar	W • 89-58	12,233
02/25/2014	Kansas State	L • 60-56	12,224
02/21/2004	Texas A&M	W • 76-60	12,135
12/22/2021	Eastern Washington	W • 78-46	12,133
12/28/2021	Alabama State	W • 75-53	12,059
11/05/2024	Bethune-Cookman	W • 75-53	12,059
02/22/2003	Texas A&M	W • 70-69	12,029
01/06/2001	[7] Kansas	L • 94-82	11,820
01/25/2023	West Virginia	L • 76-61	11,802
12/13/2022	Eastern Washington	W • 77-70	11,627
02/28/2009	[3] Oklahoma	L • 78-63	11,574
12/23/2006	Bucknell	W • 72-60	11,561



## HEAD COACH GRANT McCASLAND

### PERSONAL

• Family: Wife, Cece; daughters Amaris and Jersey; sons Jett and Beckett (photo order: Grant, Jersey, Jett, Amaris, Beckett, Cece)

### EDUCATION

• College: Baylor, 1999 (B.S.); Texas Tech, 2001 (M.S.)

### COACHING EXPERIENCE

- 1999-2001: Texas Tech, director of operations
- 2001-03: Northeastern JC, assistant coach
- 2004-09: Midland College, head coach
- 2009-11: Midwestern State, head coach
- 2011-16: Baylor, assistant coach
- 2016-17: Arkansas State, head coach
- 2017-23: North Texas, head coach
- 2023-Current: Texas Tech, head coach

### NCAA RECORD BY SEASON

2009-10: Midwestern State, 31-3, 10-2 LSC  
2010-11: Midwestern State, 25-9, 9-5 LSC  
2016-17: Arkansas State, 20-12, 11-7 SBC  
2017-18: North Texas, 20-18, 8-10 C-USA  
2018-19: North Texas, 21-12, 8-10 C-USA  
2019-20: North Texas, 20-11, 14-4 C-USA  
2020-21: North Texas, 18-10, 9-5 C-USA  
2021-22: North Texas, 25-7, 16-2 C-USA  
2022-23: North Texas, 31-7, 16-4 C-USA  
2023-24: Texas Tech, 23-11, 11-7 Big 12  
2024-25: Texas Tech, 28-9, 15-5 Big 12  
2025-26: Texas Tech, 19-7, 9-4 Big 12

### POSTSEASON EXPERIENCE

- 2004-05 NJCAA, Elite Eight (Midland)
- 2006-07 NJCAA, National Champions (Midland)
- 2008-09 NJCAA, Finals (Midland)
- 2009-10 NCAA Division II, Elite Eight (Midwestern State)
- 2010-11 NCAA Division II, Elite Eight (Midwestern State)
- 2011-12 NCAA, Elite Eight (Baylor)
- 2012-13 NIT, Champions (Baylor)
- 2013-14 NCAA, Sweet 16 (Baylor)
- 2014-15 NCAA, First Round (Baylor)
- 2015-16 NCAA, First Round (Baylor)
- 2017-18 CBI Champions (North Texas)
- 2020-21 NCAA Tournament, Round of 32 (North Texas)
- 2021-22 NIT Second Round (North Texas)
- 2022-23 NIT Champions (North Texas)
- 2023-24 NCAA Tournament First Round (Texas Tech)
- 2024-25 NCAA Tournament Elite Eight (Texas Tech)



**BIO UPDATE (2/18/2026):** McCasland is now 281-116 in his NCAA career, including his Texas Tech records of 70-27 overall (97 games – 72.2 win%), 35-16 in Big 12 games, 42-6 at home, 23-0 in non-conference home games and 16-12 in true road... McCasland, who has led the Red Raiders to the NCAA Tournament in his first two seasons (2025 Elite Eight, 2024 First Round), was also the head coach at Midwestern State (56-12 record / 2 seasons), Arkansas State (20-12 / 1 season) and North Texas (135-65 / 6 seasons). Along with coaching Texas Tech, McCasland is also an assistant coach for the USA Basketball Men's Junior National Team which won the 2025 FIBA U19 World Cup over the summer in Switzerland after winning the 2024 FIBA U18 AmeriCup in Buenos Aires... McCasland was a 2025 Werner Ladder Naismith Men's College Coach of the Year Semifinalist presented by AXIA Time... His record through two complete seasons at Tech is the best start for a head coach in program history... McCasland joined Bob Knight as the only two coaches in program history with 20-plus wins in their first two seasons after Knight's teams accomplished it in 2001-02 and 2002-03... In 11 seasons as an NCAA coach, McCasland has won 20 or more games 10 times with the only exception coming in an 18-win year in 2020-21 at UNT with reduced games because of Covid restrictions... He is in his 10th season as an NCAA Division I coach.

**ENTERING SEASON BIO:** Grant McCasland has led Texas Tech to the NCAA Tournament in each of his first two seasons and to a 51-20 overall record entering the 2025-26 season. McCasland and the Red Raiders advanced to the program's third Elite 8 during the 2025 NCAA Tournament in a season where the team went 28-9 overall and set a program record with 15 wins in Big 12 play. Under McCasland's leadership, the Red Raiders set a program record with eight road wins in conference play and earned the third most victories in a season. His 51 wins through two seasons are the most for any Tech head coach in program history.

McCasland's second season in Lubbock proved to be historic with the Red Raiders matching a program record with a No. 3 seed in the NCAA Tournament and advancing to the Elite 8 for the third time. He was named a Naismith Werner Ladder National Coach of the Year semifinalist after the Red Raiders finished second in the Big 12 standing with a 15-5 conference record and finished in the AP Top 10 for the final five weeks of the season. Picked seventh in the Big 12 Preseason Poll, McCasland and the Red Raiders rose up the national rankings and were at No. 9 going into

the tournament. The five straight weeks in the AP Top 10 set a new program record. His 51-20 record through two seasons is the best record for any Tech head coach in program history and also includes going 26-12 in Big 12 games and 30-5 in home games.

A proven winner who began his career as the Texas Tech men's basketball Director of Operations from 1999-2001, McCasland became only the third head coach in program history to lead the Red Raiders to 20-plus wins in their first season and the fourth to take the program to the national tournament in their first season. In his first season (2023-24), Tech finished tied for third in the Big 12 standings with an 11-7 conference record and also went 15-2 at home.

The Red Raiders were the NCAA South Region's No. 6 seed and played in Pittsburgh where they fell to NC State in the first round. Tech finished the season with six wins over AP Top 25 opponents, including a 79-50 win over No. 6 Kansas and finishing the regular season with a 78-68 win over No. 11 Baylor.

Prior to Tech, McCasland had most recently spent six seasons at North Texas where he led the Mean Green to a 31-7 record and the National Invitation Tournament Championship in his final year. His teams led the nation in scoring defense the final two seasons he was in Denton after limiting opponents to just 55.7 points per game in both seasons.

McCasland started his coaching career as the Texas Tech Director of Operations for two seasons under head coach James Dickey and took his first head coaching job at Midland College where he would win a NJCAA National Championship in 2007. The Red Raiders are McCasland's fifth head coaching job in a journey back to Texas Tech which includes leading Midland College from 2004-09, two years as the head coach at Midwestern State (2009-11), five seasons as an assistant coach at Baylor (2011-16), and one as the head coach at Arkansas State (2016-17) before amassing an impressive 135-65 (.675) record at UNT.

An Irving, Texas native, McCasland is a Baylor graduate who played for the Bears from 1995-99 as a walk-on. He earned Academic All-Big 12 honorable-mention honors as a senior and graduated from Baylor in 1999 with a degree in entrepreneurship and management before getting his master's from Texas Tech in 2001.

## TEXAS TECH • SCORING RECORDS

### GAME • TOTAL POINTS • ALL GAMES

#### 50 POINTS

PLAYER	CL	OPPONENT	DATE
Dub Malaise	Sr.	at Texas • SWC	02/19/1966

#### 47 POINTS

PLAYER	CL	OPPONENT	DATE
Will Flemons	Sr.	Oral Roberts	02/15/1993

#### 44 POINTS

PLAYER	CL	OPPONENT	DATE
Rick Bullock	Sr.	at Arkansas • SWC	01/28/1976

#### 43 POINTS

PLAYER	CL	OPPONENT	DATE
Mike Singletary	So.	vs. Texas A&M • B12 Tourney	03/11/2009
Dub Malaise	Sr.	TCU • SWC	02/01/1966

#### 42 POINTS

PLAYER	CL	OPPONENT	DATE
Mike Russell	Jr.	Texas A&M • SWC	01/18/1977

#### 41 POINTS

PLAYER	CL	OPPONENT	DATE
JT Toppin	So.	Arizona State • B12	02/12/2025
Jarrius Jackson	Jr.	at Nebraska • B12	02/18/2006
Rayford Young	Jr.	[24] Kansas • B12	02/13/1999
Rick Bullock	So.	TCU • SWC	02/02/1974
Jim Reed	Jr.	at Furman	12/17/1954

#### 40 POINTS

PLAYER	CL	OPPONENT	DATE
Dub Malaise	Sr.	Texas A&M • SWC	02/15/1966
Dub Malaise	So.	Wyoming	12/12/1964

#### 39 POINTS

PLAYER	CL	OPPONENT	DATE
Cory Carr	Sr.	Louisiana-Lafayette	12/06/1997

TEXAS TECH ALL-TIME 30-POINT SCORERS		
PLAYER		TIMES
Dub Malaise		13
Cory Carr		10
Andre Emmett		10
<b>JT Toppin</b>		<b>8</b>
Jason Sasser		8
Greg Lowery		7
Rick Bullock		5
Jarrius Jackson		5
Gene Knolle		5
Mike Russell		5
Keenan Evans		3
Lance Hughes		3
Jerry Mason		3
Jim Reed		3
Jarrett Culver		2
Harold Denney		2
Will Flemons		2
Bobby Measells		2
Del Ray Mounts		2
Mike Singletary		2
Alan Voskuil		2
Rayford Young		2
<b>LeJuan Watts</b>		<b>1</b>
<b>Christian Anderson</b>		<b>1</b>
Tony Battie		1
Eugene Carpenter		1
Mark Davis		1
Andy Ellis		1
Sean Gay		1
Ben Hill		1
Leon Hill		1
Lenny Holly		1
Harold Hudgens		1
Pop Isaacs		1
Bubba Jennings		1
Mario Layne		1
Anthony Livingston		1
Curtis Marshall		1
Mac McClung		1
Steve Miles		1
Paul Nolen		1
Nick Okorie		1
Wendell Owens		1
Tom Patty		1
Norman Reuther		1
John Roberson		1
Ronald Ross		1
Clarence Swannegan		1
Ned Underwood		1
Martin Zeno		1
LeJuan Watts		1
Bryson Williams		1

### 38 POINTS

PLAYER	CL	OPPONENT	DATE
Keenan Evans	Sr.	Texas • B12	01/31/2018
Harold Hudgens	Sr.	Rice • SWC	01/07/1961
Paul Nolen	So.	Arizona State • BC	02/14/1951

### 37 POINTS

PLAYER	CL	OPPONENT	DATE
Norman Reuther	Sr.	Arkansas • SWC	02/28/1967
Jim Reed	Sr.	Texas State	02/10/1956

### 36 POINTS

PLAYER	CL	OPPONENT	DATE
<b>LeJuan Watts</b>	<b>Jr.</b>	<b>Northern Colorado</b>	<b>12/16/2025</b>
Rayford Young	Sr.	[10] Iowa State • B12	03/01/2000
Jason Sasser	Jr.	at TCU • SWC	03/04/1995
Jason Sasser	Jr.	TCU • SWC	02/04/1995

### 35 POINTS

PLAYER	CL	OPPONENT	DATE
<b>JT Toppin</b>	<b>Jr.</b>	<b>at [14] Illinois</b>	<b>11/11/2025</b>
Alan Voskuil	Sr.	[9] Kansas • B12	03/04/2009
Cory Carr	Sr.	Baylor • B12	01/13/1998
Greg Lowery	Jr.	SMU • SWC	02/27/1971
Greg Lowery	So.	at Texas • SWC	02/07/1970
Del Ray Mounts	So.	Arkansas • SWC	02/02/1960
Eugene Carpenter	Sr.	New Mexico State • BC	02/29/1956

### 34 POINTS

PLAYER	CL	OPPONENT	DATE
<b>Christian Anderson</b>	<b>So.</b>	<b>Lindenwood</b>	<b>11/04/2025</b>
Nick Okorie	Sr.	at Colorado • B12	03/06/2010
Andre Emmett	Jr.	at [21] Missouri • B12	02/09/2003
Cory Carr	Jr.	vs. [21] Fresno State	12/21/1996
Jason Sasser	So.	Texas • SWC	02/20/1994
Bubba Jennings	Jr.	at New Mexico State	12/29/1984
Mike Russell	Sr.	vs. Houston • SWC Tourney	03/02/1978
Greg Lowery	Sr.	at TCU • SWC	02/29/1972
Greg Lowery	Jr.	at SMU • SWC	02/09/1971
Greg Lowery	Jr.	Arkansas • SWC	01/12/1971
Gene Knolle	Sr.	San Diego State	12/01/1970

### 33 POINTS

PLAYER	CL	OPPONENT	DATE
Bryson Williams	Sr.	at [5] Kansas	01/24/2022
Anthony Livingston	Sr.	Rice	12/03/2016
Mike Singletary	Sr.	at Iowa State • B12	01/26/2011
John Roberson	So.	at UTEP	12/17/2008
Martin Zeno	Sr.	Missouri • B12	01/23/2008
Andre Emmett	So.	at Colorado • B12	02/16/2002
Cory Carr	Sr.	Oklahoma State • B12	02/18/1998
Cory Carr	Jr.	Nebraska • B12	02/08/1997
Jerry Mason	Sr.	vs. TCU • SWC Tourney	03/10/1989
Greg Lowery	Jr.	vs. Jacksonville	12/28/1971
Gene Knolle	Jr.	vs. Pacific	12/28/1970
Dub Malaise	Sr.	Oklahoma	12/14/1965
Harold Denney	Jr.	Arkansas • SWC	01/04/1964
Del Ray Mounts	So.	[18] Texas A&M • SWC	02/26/1960

### 32 POINTS

PLAYER	CL	OPPONENT	DATE
JT Toppin	So.	at Oklahoma State • B12	02/15/2025
Pop Isaacs	So.	[20] BYU • B12	01/20/2024
Keenan Evans	Sr.	[22] Nevada	12/05/2017
Jarrius Jackson	So.	at [15] Oklahoma • B12	02/05/2005
Andre Emmett	Sr.	Oklahoma State • B12	01/10/2004
Andre Emmett	So.	[6] Oklahoma State • B12	01/19/2002
Mario Layne	Sr.	Prairie View A&M	01/03/2000
Jason Sasser	Jr.	Texas • SWC	02/23/1995
Lance Hughes	Sr.	at Baylor • SWC	02/11/1995
Jerry Mason	So.	at Texas A&M • SWC	02/27/1988
Wendell Owens	Sr.	SMU • SWC	01/19/1987
Clarence Swannegan	Sr.	Texas-Arlington	12/10/1981
Ben Hill	Jr.	vs. Washington	12/26/1980
Mike Russell	Jr.	Texas • SWC	02/12/1977
Mike Russell	Jr.	at Baylor • SWC	01/22/1977
Rick Bullock	Sr.	[14] Kansas State	11/29/1975
Rick Bullock	Sr.	Texas • SWC	02/10/1976
Rick Bullock	So.	Arkansas • SWC	02/12/1974
Gene Knolle	Sr.	SMU • SWC	02/27/1971
Gene Knolle	Sr.	Baylor • SWC	02/02/1971
Gene Knolle	Jr.	at Washington	12/05/1970
Greg Lowery	So.	Rice • SWC	02/24/1970
Bobby Measells	Sr.	Texas • SWC	02/21/1967
Bobby Measells	Jr.	at New Mexico State	12/28/1965
Jim Reed	Sr.	at Nebraska	12/09/1955

### 31 POINTS

PLAYER	CL	OPPONENT	DATE
<b>JT Toppin</b>	<b>Jr.</b>	<b>at [1] Arizona • B12</b>	<b>02/14/2026</b>
<b>JT Toppin</b>	<b>Jr.</b>	<b>[6] Houston • B12</b>	<b>01/24/2026</b>
<b>JT Toppin</b>	<b>Jr.</b>	<b>Utah • B12</b>	<b>01/14/2026</b>
<b>JT Toppin</b>	<b>Jr.</b>	<b>Sam Houston</b>	<b>11/7/2025</b>
Jarrett Culver	So.	at Iowa State	03/09/2019
Keenan Evans	Sr.	at South Carolina	01/27/2018
Jarrius Jackson	Sr.	at [6] Texas A&M • B12	02/13/2007
Jarrius Jackson	Sr.	at Oklahoma • B12	02/03/2007
Jarrius Jackson	Sr.	at UTEP	11/25/2006
Andre Emmett	Jr.	New Mexico State	12/21/2002
Andre Emmett	Jr.	New Mexico	12/18/2002
Cory Carr	Sr.	at Baylor • B12	02/01/1998
Cory Carr	Sr.	Kansas State • B12	01/21/1998
Cory Carr	Sr.	at Nevada	12/27/1997
Tony Battie	Jr.	Colorado • B12	01/11/1997
Cory Carr	Jr.	vs. New Mexico State	12/27/1996
Jason Sasser	Fr.	at Baylor • SWC	03/06/1993
Will Flemons	Sr.	at Texas • SWC	01/23/1993
Lance Hughes	Fr.	at Rice • SWC	02/22/1992
Mike Russell	Jr.	South Carolina	12/04/1976
Dub Malaise	Jr.	at Baylor • SWC	02/23/1965
Harold Denney	Sr.	Arkansas • SWC	01/09/1965
Dub Malaise	Jr.	Colorado	12/21/1964
Ned Underwood	Jr.	Arizona • BC	02/06/1956

### 30 POINTS

PLAYER	CL	OPPONENT	DATE
<b>JT Toppin</b>	<b>Jr.</b>	<b>Arkansas</b>	<b>12/13/2025</b>
JT Toppin	So.	Colorado • B12	03/05/2025
Darriion Williams	Sr.	[6] Kansas • B12	02/12/2024
Mac McClung	Jr.	at West Virginia • B12	01/25/2021
Jarrett Culver	So.	Abilene Christian	12/15/2018
Alan Voskuil	Jr.	[18] Kansas State • B12	02/13/2008
Ronald Ross	Sr.	San Francisco	01/01/2005
Curtis Marshall	Sr.	UNC-Asheville	11/19/2004
Andre Emmett	Jr.	vs. [3] Texas • B12 Tourney	03/14/2003
Andre Emmett	Jr.	at [16] Oklahoma State • B12	02/24/2003
Andre Emmett	So.	Baylor • B12	02/12/2002
Andre Emmett	So.	at SMU	11/20/2001
Andy Ellis	So.	Indiana	11/19/1999
Cory Carr	Jr.	at Missouri • B12	02/25/1997
Jason Sasser	Sr.	at Houston • SWC	02/17/1996
Mark Davis	Sr.	SMU • SWC	01/21/1995
Jason Sasser	Jr.	SMU • SWC	01/21/1995
Jason Sasser	So.	Texas A&M • SWC	02/05/1994
Lenny Holly	So.	Texas • SWC	02/25/1993
Lance Hughes	So.	TCU • SWC	01/30/1993
Steve Miles	Sr.	at Texas • SWC	02/23/1991
Sean Gay	Sr.	Portland	12/19/1988
Jerry Mason	So.	Rice • SWC	01/06/1988
Dub Malaise	Jr.	at Arkansas • SWC	03/02/1965
Dub Malaise	Jr.	Texas • SWC	02/16/1965
Dub Malaise	Jr.	at Texas A&M • SWC	02/09/1965
Dub Malaise	Jr.	SMU • SWC	01/26/1965
Dub Malaise	Jr.	Nebraska	12/19/1964
Tom Patty	Sr.	Rice • SWC	03/03/1964
Dub Malaise	So.	TCU • SWC	02/18/1964
Leon Hill	Sr.	Missouri	12/20/1958

### SINGLE GAME • TOTAL POINTS • ALL GAMES • FRESHMAN

PLAYER	PTS	OPPONENT	DATE
Jason Sasser	31	at Baylor • SWC	03/06/1993
Lance Hughes	31	at Rice • SWC	02/22/1992
John Roberson	28	Northwestern State	12/29/2007
Jahmi'us Ramsey	27	Long Island	11/24/2019
Jordan Tolbert	27	Cal State Bakersfield	12/27/2011
Jordan Tolbert	27	at TCU	12/06/2011
Jarrett Culver	26	at West Virginia	02/26/2018
Jahmi'us Ramsey	26	at [3] Kansas	02/01/2020
Jarrett Culver	25	Oklahoma State	01/23/2018
Jahmi'us Ramsey	25	vs. Houston Baptist	11/13/2019
Jahmi'us Ramsey	25	at Iowa State	02/22/2020

### SINGLE GAME • TOTAL POINTS • ALL GAMES • SOPHOMORE

PLAYER	PTS	OPPONENT	DATE
Mike Singletary	43	vs. Texas A&M • B12 Tourney	03/11/2009
<b>JT Toppin</b>	<b>41</b>	<b>Arizona State • B12</b>	<b>02/12/2025</b>
Rick Bullock	41	TCU • SWC	02/02/1974
Dub Malaise	40	Wyoming	12/12/1964
Paul Nolen	38	Arizona State • BC	02/14/1951
Greg Lowery	35	at Texas • SWC	02/07/1970
Del Ray Mounts	35	Arkansas • SWC	02/02/1960

### SINGLE GAME • TOTAL POINTS • ALL GAMES • JUNIOR

PLAYER	PTS	OPPONENT	DATE
Mike Russell	42	Texas A&M • SWC	01/18/1977
Rayford Young	41	[24] Kansas • B12	02/13/1999
Jim Reed	41	at Furman	12/17/1954
Jarrius Jackson	41	at Nebraska • B12	02/18/2006
Jason Sasser	36	at TCU • SWC	03/04/1995
Jason Sasser	36	TCU • SWC	02/04/1995

### SINGLE GAME • TOTAL POINTS • ALL GAMES • SENIOR

PLAYER	PTS	OPPONENT	DATE
Dub Malaise	50	at Texas • SWC	02/19/1966
Will Flemons	47	Oral Roberts	02/15/1993
Rick Bullock	44	at Arkansas • SWC	01/28/1976



# TEXAS TECH • SINGLE-GAME RECORDS (ALL GAMES)

## GAME • TEAM POINTS • ALL GAMES

	PTS	OPPONENT	DATE	RESULT
1	128	Texas [SWC]	02/20/2004	W • 128-125
2	122	at Baylor [SWC]	02/11/1995	W • 122-91
3	119	UNC Asheville	11/19/2004	W • 119-55
	119	Texas Wesleyan	11/30/1981	W • 119-89
5	118	Houston Baptist	01/29/1992	W • 118-53
6	117	Oral Roberts	02/15/1993	W • 117-99
	117	at Texas [SWC]	02/19/1966	W • 117-86
	117	UTEP [BC]	02/27/1956	W • 117-90
9	116	Houston Baptist	11/29/1994	W • 116-82
10	115	Baylor [SWC]	01/04/1966	W • 115-77
	114	McMurry	12/02/1965	W • 114-70
	113	Arizona State [BC]	02/01/1956	W • 113-63
11	Arizona State [B12]	02/12/2025	W • 111-106 (20T)	
111	Houston Christian	12/21/2022	W • 111-67	
111	vs. [21] Fresno State	12/21/1996	W • 111-101	
111	South Dakota State	12/01/1979	W • 111-75	
111	at Furman	12/17/1954	W • 111-103	

## GAME • LARGEST MARGIN OF VICTORY • ALL GAMES

	PTS	OPPONENT	DATE	SCORE
1	72	Nicholls State	12/07/2002	107-35
2	65	Houston Baptist	01/29/1992	118-53
3	64	UNC-Ashville	11/19/2004	119-55
4	62	South Carolina State	12/17/2014	101-39
5	56	Omaha	11/23/2021	96-40
6	55	Louisiana Tech	12/05/2007	86-31
	55	Montana State-Northern	11/29/1978	109-54
8	54	Stetson	12/22/2001	101-47
9	53	UTRGV	12/07/2005	103-50
10	52	Centenary College	11/27/2004	93-41
	51	Prairie View A&M	12/10/1994	107-56
	50	Jackson State	12/17/2022	102-52
	50	Arizona State [BC]	02/01/1956	113-63
	50	Incarnate Word	11/06/2018	87-37

## GAME • FIELD GOALS MADE • ALL GAMES

	FGM	OPPONENT	DATE
1	67	East Central	11/20/2008
2	51	Texas Wesleyan	11/30/1981
3	49	Arizona State	02/01/1956
	49	Baylor • SWC	01/04/1966
5	47	TCU • SWC	03/08/1975

## GAME • FIELD GOALS ATTEMPTED • ALL GAMES

	FGA	OPPONENT	DATE
1	113	East Central	11/20/2008
2	101	Arizona State • BC	02/01/1956
3	94	Texas Wesleyan	11/30/1981
4	92	TCU • SWC	03/08/1975
5	88	Texas A&M • SWC	01/31/1990

## GAME • FIELD GOAL PERCENTAGE • ALL GAMES

	PCT	OPPONENT (FGM-FGA)	DATE
1	.727	New Orleans (24-33)	01/14/1989
2	.682	at TCU • SWC (30-44)	02/27/1993
3	.680	Utah (34-50)	11/29/1984
4	.677	SMU • SWC (42-62)	02/27/1971
5	.675	Arkansas • SWC (27-40)	01/16/1985

## GAME • FIELD GOALS MADE • ALL GAMES

	FGM	PLAYER	FGA	OPPONENT	DATE
1	18	Dub Malaise		at Texas • SWC	02/19/1966
	18	Jim Reed		at Furman	12/17/1954
3	17	JT Toppin		Arizona State	02/12/2025
	17	Will Flemons		Oral Roberts	02/15/1993
5	16	Rick Bullock		Arkansas • SWC	02/03/1976
	16	Rick Bullock		TCU • SWC	02/02/1974
	16	Bobby Measells		at New Mexico State	12/28/1965
	16	Eugene Carpenter		New Mexico State • BC	02/29/1956
	16	Jim Reed		West Texas A&M • BC	02/10/1956

## GAME • FIELD GOALS ATTEMPTED • ALL GAMES

	FGA	PLAYER	FGM	OPPONENT	DATE
1	33	Virgil Johnson		Hardin-Simmons • BC	03/03/1953
2	32	Dub Malaise		at Texas • SWC	02/12/1963
3	28	Jarrius Jackson		vs. [19] Wake Forest	11/18/2005
4	26	Andre Emmett		at [16] Oklahoma State • B12	02/24/2003
	26	Cory Carr		Baylor • B12	01/13/1998
	26	Cory Carr		at Baylor • B12	02/15/1997
	26	Ron Richardson		SMU • SWC	01/13/1973

## GAME • FIELD GOAL PERCENTAGE • ALL GAMES • MIN: 10 FGA

	PCT	PLAYER	FGM-FGA	OPPONENT	DATE
1	1.000	Darrion Williams	12-12	[6] Kansas • B12	02/12/2024
	1.000	Greg Lowery	11-11	Rice • SWC	02/24/1970
	1.000	Will Flemons	10-10	Midwestern State	12/17/1992
	1.000	Steve Miles	10-10	UTRGV	12/03/1990
5	.923	Jarrett Culver	12-13	Abilene Christian	12/15/2018
6	.917	Andre Emmett	11-12	at Iowa State • B12	02/12/2003
	.909	JT Toppin	10-11	Wyoming	11/13/2024
	.909	Sean Gay	10-11	vs. Portland	12/01/1989
	.909	Tony Benford	10-11	Houston • SWC	01/04/1986
	.909	Mike Russell	10-11	TCU • SWC	01/12/1977
	.909	Del Ray Mounts	10-11	Loyola-New Orleans	12/12/1960
	.900	Jordan Tolbert	9-10	TCU • B12	03/02/2013
	.900	Tony Battie	9-10	at Texas • SWC	02/24/1996

## GAME • 3-POINT FIELD GOALS MADE • ALL GAMES

	3FGM	OPPONENT	DATE
1	17	at Baylor	01/020/2026
	17	Oklahoma State	01/03/2026
	17	Lindenwood	11/04/2025
2	16	Colorado	03/05/2025
	16	at Oklahoma State	02/15/2025
	16	Bethune-Cookman	11/05/2024
	16	Kansas	02/23/2019
	16	UNC-Asheville	11/19/2004
	16	vs. New Mexico State	12/27/1996
8	15	vs. Baylor	03/13/2025
	15	at Kansas	03/01/2025
	15	Sam Houston	12/28/2023
	15	[9] Kansas • B12	03/04/2009
	15	Houston Baptist	01/29/1992
	14	Arkansas-Pine Bluff	11/19/2024
	14	at TCU • B12	01/30/2024
	14	vs. Villanova	11/22/2023
	14	Oklahoma State	03/04/2023
	14	South Carolina State	12/27/2022
	14	Florida Atlantic	12/19/2018
	14	Eastern Kentucky	11/22/2008
	13	vs. Arkansas	12/13/2025
	13	vs. LSU	12/07/2025
	13	Milwaukee	11/14/2025
	13	vs. UNC Wilmington	03/20/2025
	13	at West Virginia • B12	03/02/2024
	13	at Butler	11/30/2023
	13	vs. Jackson State	12/17/2022
	13	TCU	02/10/2020
	13	East Central	11/20/2008
	13	Missouri State	12/09/1995

## GAME • 3-POINT FIELD GOALS ATTEMPTED • ALL GAMES

	3FGA	OPPONENT	DATE
1	46	vs. UNC Wilmington	03/20/2025
2	45	Lindenwood	11/04/2025
3	43	at Kansas	03/01/2025
4	37	Oklahoma State	01/03/2026
	37	at Oklahoma State	02/15/2025
	37	Nicholls State	12/14/1995
	37	New Mexico	12/08/1993
7	36	vs. Villanova	11/22/2023

## GAME • 3-POINT FIELD GOAL PERCENTAGE • ALL GAMES

	PCT	OPPONENT (FGM-FGA)	DATE
1	.818	vs. [21] Fresno State (9-11)	12/21/1996
2	.727	Baylor • B12 (8-11)	02/09/2005
3	.714	vs. [3] Texas • B12-T (10-14)	03/14/2003
4	.700	Eastern Kentucky (7-10)	11/19/2016
	.700	Minnesota (7-10)	01/01/2004
	.700	Rice • SWC (7-10)	02/16/1991
	.700	Texas • SWC (7-10)	02/25/1987
	.700	Arkansas • SWC (7-10)	01/10/1987

## GAME • 3-POINT FIELD GOALS MADE • ALL GAMES

	3FGM	PLAYER	OPPONENT	DATE
1	9	Alan Voskuil	[9] Kansas • B12	03/04/2009
2	8	Christian Anderson	at Baylor	01/20/2026
	8	Kerwin Walton	UNC Wilmington • NCAA	03/20/2025
	8	Chance McMillian	at Butler	11/30/2023
	8	Alan Voskuil	Eastern Kentucky	11/22/2008
	8	Devaughtah Williams	at [14] Baylor • B12	03/06/2015
7	7	Donovan Atwell	at Baylor	01/20/2026
	7	Kerwin Walton	Bethune-Cookman	11/05/2024
	7	Lance Hughes	Houston • SWC	02/15/1995
	7	Cory Carr	Rice • SWC	03/02/1996
	7	Cory Carr	vs. New Mexico State	12/27/1996
	7	Cory Carr	at Missouri • B12	02/25/1997
	7	Stan Bonewitz	at Texas A&M • B12	02/21/1998
	7	Jayson Mitchell	North Texas	12/01/1999
	7	Nathan Doudney	vs. [3] Texas • B12-T	03/14/2003
	7	John Roberson	Nebraska • B12	01/22/2011
	7	Dusty Hannahs	at West Virginia • B12	01/22/2014

## GAME • 3-POINT FIELD GOALS ATTEMPTED • ALL GAMES

	3FGA	PLAYER	OPPONENT	DATE
1	19	Kerwin Walton	vs. UNCW • NCAA	03/20/2025
	19	Cory Carr	at Baylor • B12	02/15/1997
3	16	Cory Carr	vs. New Mexico State	12/27/1996
4	15	Jarrius Jackson	Texas • B12	01/31/2007
5	14	Todd Duncan	at Rice • SWC	02/07/1988
	14	Alan Voskuil	[9] Kansas • B12	03/04/2009

## GAME • 3-POINT FIELD GOAL PERCENTAGE • ALL GAMES • MIN: 5 3FGM

	PCT	PLAYER	3FGM-FGA	OPPONENT	DATE
1	1.000	Dusty Hannahs	7-7	at West Virginia • B12	01/22/2014
	1.000	Keenan Evans	5-5	Houston Baptist	11/11/2016
	1.000	Matt Mooney	5-5	at Oklahoma State	02/13/2019
4	.889	Devaughtah Williams	8-9	at [14] Baylor • B12	03/06/2015
5	.857	Kerwin Walton	6-7	Omaha	12/06/2023
	.857	Bryant Moore	6-7	New Mexico State	12/19/1991
	.857	Stan Bonewitz	6-7	at [25] George Washington	11/30/1996
	.857	Cory Carr	6-7	vs. [21] Fresno State	12/21/1996
	.857	Charlie Burgess	6-7	at TCU	11/29/2006
	.857	John Roberson	6-7	at Alaska-Anchorage	11/22/2007

## GAME • FREE THROWS MADE • ALL GAMES

	FTM	OPPONENT	DATE
1	42	vs. Houston • SWC-T	03/10/1994
2	41	Arizona • BC	02/06/1956
	41	at Arizona • BC	01/11/1956
4	40	Louisiana-Lafayette	12/06/1997
5	38	Arizona • BC	02/22/1954

## GAME • FREE THROWS ATTEMPTED • ALL GAMES

	FTA	OPPONENT	DATE
1	58	vs. Houston • SWC-T	03/10/1994
2	53	Louisiana-Lafayette	12/06/1997
3	52	at. Eastern New Mexico	01/25/1955
4	51	UTEP • BC	02/27/1956
	51	Hardin-Simmons • BC	02/28/1955



# TEXAS TECH • SINGLE-GAME RECORDS (ALL GAMES)

## GAME • FREE THROW PERCENTAGE • ALL GAMES

	PCT	OPPONENT (FTM-FTA)	DATE
1	1.000	at Iowa State (13-13) • B12	03/09/2019
	1.000	at [4] Kansas (8-8) • B12	02/18/2012
	1.000	Nebraska (8-8) • B12	02/06/2007
3	.966	at Texas (28-29) • SWC	02/12/1963
4	.958	TCU (23-24)	12/08/2010
5	.947	vs. [16] Iowa State (18-19) • B12-T	03/07/1997
	.947	Baylor (18-19) • SWC	01/25/1984

## GAME • FREE THROWS MADE • ALL GAMES

	FTM	PLAYER	FTA	OPPONENT	DATE
1	19	Martin Zeno	24	Missouri • B12	01/23/2008
2	18	Keenan Evans	20	Texas • B12	01/31/2018
	18	Rayford Young	18	[24] Kansas • B12	02/13/1999
4	17	Del Ray Mounts	19	Arkansas • SWC	02/02/1960
	17	Eugene Carpenter	20	Hardin-Simmons • BC	01/07/1956

## GAME • FREE THROWS ATTEMPTED • ALL GAMES

	FTA	PLAYER	FTM	OPPONENT	DATE
1	24	Martin Zeno	19	Missouri	01/23/2008
2	21	Dub Malaise	16	Nebraska	12/19/1964
	21	Harold Denney	15	at Arkansas • SWC	02/29/1964
4	20	Keenan Evans	18	Texas • B12	01/31/2018
	20	Eugene Carpenter	17	Hardin-Simmons • BC	01/07/1956

## GAME • FREE THROW PERCENTAGE • ALL GAMES • MIN: 10 FTM

	PCT	PLAYER	FTM-FTA	OPPONENT	DATE
1	1.000	Rayford Young	18-18	[24] Kansas • B12	02/13/1999
	1.000	Jarrius Jackson	14-14	at UTEP	11/25/2006
	1.000	Will Flemons	14-14	Baylor • SWC	02/15/1992
	1.000	Keenan Evans	13-13	at South Carolina	01/27/2018
	1.000	Devaugntah Williams	13-13	Texas • B12	01/02/2016
	1.000	John Roberson	13-13	[12] Washington	12/03/2009
	1.000	Gerald Myers	13-13	Santa Clara	12/20/1957
	1.000	Davide Moretti	12-12	Oklahoma State	02/27/2019
	1.000	Terrence Shannon	12-12	West Virginia • B12	01/29/2020
	1.000	Aaron Ross	12-12	TCU • B12	02/23/2016
	1.000	Cory Carr	12-12	Baylor • B12	01/04/1997
	1.000	Sean Gay	12-12	Baylor • SWC	03/04/1989
	1.000	Greg Lowery	12-12	at TCU • SWC	02/29/1972
	1.000	Devonne Giles	11-11	Colorado • B12	02/02/2005
	1.000	Keenan Evans	10-10	vs. Stephen F. Austin • NCAA-T	03/15/2018
	1.000	Keenan Evans	10-10	TCU	03/03/2018
	1.000	Keenan Evans	10-10	vs. Boston College	11/18/2017
	1.000	Nick Okorie	10-10	[9] Kansas • B12	03/04/2009
	1.000	Alan Voskuil	10-10	[5] Texas • B12	03/01/2008
	1.000	Martin Zeno	10-10	Lamar	01/01/2008
	1.000	Jarrius Jackson	10-10	Morehead State	11/26/2005
	1.000	Andre Emmett	10-10	Missouri • B12	03/03/2004
	1.000	Andre Emmett	10-10	vs. Iowa	12/22/2003
	1.000	Rayford Young	10-10	Stephen F. Austin	12/05/1998
	1.000	Bubba Jennings	10-10	Houston • SWC	02/10/1985
	1.000	Charles Johnson	10-10	West Texas A&M	12/12/1981
	1.000	Jeff Taylor	10-10	Houston • SWC	01/31/1981

## GAME • TEAM • REBOUNDS • ALL GAMES

	REB	OPPONENT	DATE
1	80	West Texas A&M	02/12/1955
2	78	Prairie View A&M	11/26/1995
3	65	East Central • Oklahoma	11/20/2008
4	64	Prairie View A&M	12/13/1997
5	62	Prairie View A&M	12/10/1994
	62	Texas Wesleyan	11/30/1981
	62	TCU • SWC	02/18/1964

## GAME • INDIVIDUAL • REBOUNDS • ALL GAMES

	REB	PLAYER	OPPONENT	DATE
1	27	Jim Reed	at Texas	02/14/1956
	27	Jim Reed	at Eastern New Mexico	01/27/1956
3	26	Jim Reed	at Furman	12/17/1954
4	24	Jim Reed	Hardin-Simmons • BC	02/28/1955
5	23	Jim Reed	New Mexico State • BC	02/13/1953
	23	Jim Reed	Hardin-Simmons • BC	03/03/1953
	23	Eugene Carpenter	Arizona State • BC	02/01/1956
	23	Will Flemons	Houston • SWC	02/14/1990

## GAME • TEAM • OFFENSIVE REBOUNDS • ALL GAMES

	O-REB	OPPONENT	DATE
1	26	Missouri • B12	01/13/2010
	26	East Central • Oklahoma	11/20/2008
3	24	Prairie View A&M	11/15/2021
4	24	vs. A&M-Corpus Christi	12/12/2020
	24	at Baylor • SWC	03/06/1993

## GAME • TEAM • DEFENSIVE REBOUNDS • ALL GAMES

	D-REB	OPPONENT	DATE
1	44	vs. Tennessee	12/07/2021
	44	South Carolina State	12/17/2014
3	41	Stephen F. Austin	01/01/2009
4	40	Prairie View A&M	11/22/2000
5	39	East Central • Oklahoma	11/20/2008

## GAME • INDIVIDUAL • OFFENSIVE REBOUNDS • ALL GAMES

	O-REB	PLAYER	OPPONENT	DATE
1	15	Will Flemons	Houston • SWC	02/14/1990
2	12	JT Toppin	Saint Joseph's	11/21/2024
3	10	Will Flemons	vs. Texas • SWC	03/14/1992
4	9	JT Toppin	New Orleans	11/26/2025
	9	Jaye Crockett	North Carolina A&T	12/28/2012
	9	D'Walyn Roberts	at TCU	12/08/2009
6	8	Jordan Tolbert	at Texas • B12	01/26/2013
	8	Brodney Kennard	Kansas State • B12	02/26/2000
	8	Gionet Cooper	Baylor • B12	01/04/1997
	8	Tony Battie	at TCU	12/14/1996

## GAME • INDIVIDUAL • ASSISTS • ALL GAMES

	ASST	PLAYER	OPPONENT	DATE
1	14	Stan Bonewitz	vs. [21] Fresno State	12/21/1996
2	13	Christian Anderson	Oklahoma State	01/03/2026
	13	John Roberson	at Texas A&M • B12	01/28/2009
	13	Stan Bonewitz	vs. New Mexico State	12/27/1996
	13	Mark Davis	TCU • SWC	02/04/1995
5	12	Elijah Hawkins	at Arizona	02/08/2025
	12	Joe Toussaint	at Butler	11/30/2023
	12	John Roberson	at Iowa State • B12	01/26/2011
	12	John Roberson	at Texas A&M • B12	01/30/2010
	12	Mark Davis	at Texas A&M • SWC	03/05/1994
	12	Bryant Moore	SMU • SWC	02/02/1991

## GAME • TEAM • ASSISTS • ALL GAMES

	ASST	OPPONENT	DATE
1	35	East Central	11/20/2008
2	32	Tennessee State	11/21/2019
3	31	Rice	12/16/2018
4	30	Arkansas-Pine Bluff	11/18/2024
	30	UNC-Asheville	11/19/2004
	30	Baylor • B12	02/12/2002
	30	Nicholls State	12/14/1995
	30	TCU • SWC	02/04/1995

## GAME • TEAM • BLOCKS • ALL GAMES

	BLK	OPPONENT	DATE
1	12	Texas Southern	11/18/2013
	12	vs. Pepperdine	12/22/1998
3	11	Louisiana Tech	11/14/2023
	11	Incarnate Word	11/06/2019
	11	vs. Memphis	12/01/2018
6	10	at TCU • B12	01/18/2016
	10	Loyola Maryland	11/14/2014
	10	Oklahoma State • B12	01/29/2011
	10	at [3] Kansas • B12	01/16/2010
	10	San Francisco	01/01/2005
	10	at Texas • B12	02/26/2002
	10	vs. Texas A&M • SWC-T	03/07/1996
	10	Prairie View A&M	12/10/1994

## GAME • INDIVIDUAL • BLOCKS • ALL GAMES

	BLK	PLAYER	OPPONENT	DATE
1	8	Tariq Owens	Memphis	12/01/2018
2	7	Will Flemons	Texas A&M • SWC	01/31/1990
3	6	Daniel Batcho	Louisiana Tech	11/14/2022
	6	Tariq Owens	Incarnate Word	11/06/2018
	6	Jaye Crockett	Texas A&M-Corpus Christi	01/02/2011
	6	Dior Lowhorn	UTEP	01/01/2006
	6	Devonne Giles	at UTEP	12/04/2004
	6	Tony Battie	Texas • B12	02/22/1997
	6	Tony Battie	vs. Texas A&M • SWC-T	03/07/1996
	6	Tony Battie	TCU • SWC	02/07/1996
	6	Rick Bullock	at New Mexico	12/21/1973
	6	Rick Bullock	at Saint Louis	12/02/1972

## GAME • TEAM • STEALS • ALL GAMES

	STL	OPPONENT	DATE
1	24	Nicholls State	12/07/2002
2	19	vs. Jackson State	12/17/2023
	19	Massachusetts	11/21/2003
4	18	East Central (Oklahoma)	11/20/2008
	18	Davidson	11/18/2003

## GAME • INDIVIDUAL • STEALS • ALL GAMES

	STL	PLAYER	OPPONENT	DATE
1	7	Josh Gray	Jackson State	11/26/2012
	7	Ronald Ross	at UTEP	12/04/2004
	7	Nick Valdez	at UTEP	11/30/2002
4	6	De'Vion Harmon	Eastern Washington	12/13/2023
	6	Kevin McCullar	Texas • B12	03/11/2021
	6	Jarrett Culver	Rice	12/16/2018
	6	Jaye Crockett	at West Virginia • B12	02/16/2013
	6	Nick Okorie	at [3] Kansas • B12	01/16/2010
	6	Martin Zeno	at [17] Oklahoma State • B12	02/10/2007
	6	Jarrius Jackson	Texas-Pan American	12/10/2005
	6	Ronald Ross	Baylor • B12	02/03/2004
	6	Ronald Ross	San Diego State	03/21/2003
	6	Andre Emmett	at [16] Oklahoma State • B12	02/24/2003
	6	Will Chavis	at Iowa State • B12	02/12/2003
	6	Andre Emmett	Nicholls State	12/07/2002
	6	Jason Sasser	at BYU	12/17/1993
	6	Lance Hughes	[19] Wisconsin	12/11/1993
	6	Jeff Taylor	Arkansas • SWC	02/20/1979
	6	Mike Edwards	vs. Houston • SWC-T	03/02/1978

TEXAS TECH • SINGLE-GAME RECORDS (BIG 12 GAMES)

GAME • TEAM POINTS • BIG 12 GAMES

	PTS	OPPONENT	DATE	RESULT
1	111	Arizona State	02/12/2025	W • 111-106 (20T)
2	102	Oklahoma State	01/03/2026	W • 102-80
	102	Texas A&M	02/07/1998	W • 102-75
4	97	Colorado	02/02/2005	W • 97-90
	97	at Colorado	02/16/2002	W • 97-79
6	95	Colorado	02/17/2007	W • 95-74
7	94	[6] Oklahoma State	01/19/2002	W • 94-70
8	93	at Oklahoma State	02/15/2025	W • 93-55
	93	Baylor	01/02/1999	W • 93-62
10	92	at Baylor	01/20/2026	W • 92-73
	92	at Iowa State	01/26/2011	W • 92-83
	92	Missouri	01/23/2008	W • 92-84
	92	Oklahoma State	01/28/2006	W • 92-90 • OT
	92	[6] Oklahoma	01/26/2002	W • 92-79
	91	Colorado	03/05/2025	W • 91-75
	91	at [5] Kansas	01/24/2022	L • 94-91 • 20T
	91	Kansas	02/23/2019	W • 91-62
	91	at [17] Oklahoma State	02/10/2007	L • 93-91 • 20T
	91	at Baylor	03/02/2002	W • 91-89
	91	Missouri	02/20/2002	W • 91-68
	91	at Iowa State	01/09/2021	W • 91-64
	90	Oklahoma State	01/09/2024	W • 90-73
	90	at Colorado	03/06/2010	L • 101-90
	90	Baylor	02/12/2002	W • 90-65
	90	[24] Kansas	02/13/1999	W • 90-84

GAME • LARGEST MARGIN OF VICTORY • BIG 12 HOME GAMES

	PTS	OPPONENT	DATE	SCORE
1	46	TCU	02/10/2020	88-42
2	35	Oklahoma State	01/04/2020	85-50
3	31	West Virginia	02/04/2019	81-50
	31	Baylor	01/02/1999	93-62
5	29	[6] Kansas	02/12/2024	79-50
	29	Kansas	02/23/2019	91-62
	27	Texas A&M	02/07/1998	102-75
	27	Iowa State	03/04/2021	81-54
	26	Oklahoma	03/02/2011	84-58
	26	Nebraska	02/05/2003	75-49
	26	Baylor	01/18/2003	80-64
	26	Iowa State	02/02/2002	69-43
	25	Baylor	02/12/2002	90-65
	25	Kansas State	01/06/2002	74-49
	24	[18] Baylor	12/29/2017	77-53
	24	[6] Oklahoma State	01/19/2002	94-70
	23	Missouri	02/20/2002	91-68
22		Oklahoma State	01/03/2026	102-80
	21	Colorado	02/17/2007	95-74
	21	Oklahoma State	01/10/2004	83-62
	21	Texas A&M	02/23/2002	74-53

GAME • FIELD GOALS MADE • BIG 12 GAMES

	FGM	OPPONENT	DATE
1	40	Texas A&M	02/07/1998
2	39	Arizona State	02/12/2025
3	37	Oklahoma State	01/03/2026
4	35	Oklahoma State	01/09/2024
	35	at Iowa State	01/26/2011
6	34	at Kansas	01/24/2022
	34	at West Virginia	01/25/2021
	34	Kansas	02/23/2019
	34	at Colorado	02/20/2008
	34	Baylor	01/18/2003
	34	at Iowa State	02/10/2003

GAME • FIELD GOALS ATTEMPTED • BIG 12 GAMES

	FGA	OPPONENT	DATE
1	80	Missouri	01/13/2010
2	79	at Kansas	02/09/2002
3	77	Oklahoma State	01/03/2026
4	73	at West Virginia	01/25/2021
	73	at Kansas	01/24/2022
6	72	at Colorado	02/11/1998

GAME • FIELD GOALS MADE • BIG 12 GAMES

	FGM	PLAYER	FGA	OPPONENT	DATE
1	17	JT Toppin		Arizona State	02/12/2025
2	15	Jarrius Jackson		at Nebraska	02/18/2006
3	14	Andre Emmett		at Missouri	02/09/2003
	14	Andre Emmett		at Colorado	02/16/2002
5	13	Andre Emmett		at [14] Oklahoma State	02/06/2002
	13	Rayford Young		[10] Iowa State	03/01/2000
	13	Cory Carr		at Baylor	02/01/1998
8	12	Darrion Williams		[6] Kansas • B12	02/12/2024
9	11	Jaylon Tyson		at West Virginia	02/18/2023
	11	Mac McClung		at West Virginia	01/25/2021
	11	Jarrett Culver		West Virginia	02/04/2019
	11	Jahmi'us Ramsey		at Iowa State	02/22/2020

GAME • FIELD GOALS ATTEMPTED • BIG 12 GAMES

	FGA	PLAYER	FGM	OPPONENT	DATE
1	26	Andre Emmett		at Oklahoma State	02/24/2003
	26	Cory Carr		Baylor	01/13/1998
	26	Cory Carr		at Baylor	02/15/1997
4	25	Martin Zeno		Baylor	03/08/2008
	25	Jarrius Jackson		at Oklahoma	02/03/2007
	25	Cory Carr		at Colorado	02/11/1998

GAME • FIELD GOAL PERCENTAGE • BIG 12 GAMES • MIN: 10 FGA

	PCT	PLAYER	FGM-FGA	OPPONENT	DATE
1	1.000	Darrion Williams	12-12	[6] Kansas	02/12/2024
2	.917	Andre Emmett	11-12	at Iowa State	02/12/2003
3	.900	Jordan Tolbert	9-10	TCU	03/02/2013
4	.818	Davion Warren	9-11	Kansas State	02/28/2022
	.818	Cliff Owens	9-11	at Texas	01/17/1998

GAME • FIELD GOALS MADE • BIG 12 GAMES

	FGM	PLAYER	FGA	OPPONENT	DATE
1	17	JT Toppin		Arizona State	02/12/2025
2	15	Jarrius Jackson		at Nebraska	02/18/2006
3	14	Andre Emmett		at Missouri	02/09/2003
	14	Andre Emmett		at Colorado	02/16/2002
5	13	Andre Emmett		at [14] Oklahoma State	02/06/2002
	13	Rayford Young		[10] Iowa State	03/01/2000
	13	Cory Carr		at Baylor	02/01/1998
8	12	Darrion Williams		[6] Kansas • B12	02/12/2024
9	11	Jaylon Tyson		at West Virginia	02/18/2023
	11	Mac McClung		at West Virginia	01/25/2021
	11	Jarrett Culver		West Virginia	02/04/2019
	11	Jahmi'us Ramsey		at Iowa State	02/22/2020

GAME • FIELD GOALS ATTEMPTED • BIG 12 GAMES

	FGA	PLAYER	FGM	OPPONENT	DATE
1	26	Andre Emmett		at Oklahoma State	02/24/2003
	26	Cory Carr		Baylor	01/13/1998
	26	Cory Carr		at Baylor	02/15/1997
4	25	Martin Zeno		Baylor	03/08/2008
	25	Jarrius Jackson		at Oklahoma	02/03/2007
	25	Cory Carr		at Colorado	02/11/1998

GAME • FIELD GOAL PERCENTAGE • BIG 12 GAMES • MIN: 10 FGA

	PCT	PLAYER	FGM-FGA	OPPONENT	DATE
1	1.000	Darrion Williams	12-12	[6] Kansas	02/12/2024
2	.917	Andre Emmett	11-12	at Iowa State	02/12/2003
3	.900	Jordan Tolbert	9-10	TCU	03/02/2013
4	.818	Davion Warren	9-11	Kansas State	02/28/2022
	.818	Cliff Owens	9-11	at Texas	01/17/1998

GAME • 3-POINT FIELD GOALS MADE • BIG 12 GAMES

	3FGM	OPPONENT	DATE
1	17	Oklahoma State	01/03/2026
2	16	Colorado	03/05/2025
	16	at Oklahoma State	02/15/2025
	16	[12] Kansas	02/23/2019
5	15	at Kansas	03/01/2025
	15	[9] Kansas	03/04/2009

GAME • 3-POINT FIELD GOALS ATTEMPTED • BIG 12 GAMES

	3FGA	OPPONENT	DATE
1	43	at Kansas	03/01/2025
2	37	Oklahoma State	01/03/2026
	37	at Oklahoma State	02/15/2025
4	33	Colorado	03/05/2025
5	31	at West Virginia	03/02/2024
	31	[21] Baylor	01/17/2023
	31	at Colorado	02/11/1998

GAME • 3-POINT FG PERCENTAGE • BIG 12 GAMES • MIN: 10 3FGA

	PCT	OPPONENT (FGM-FGA)	DATE
1	.727	Baylor (8-11)	02/09/2005
2	.692	at Oklahoma State (9-13)	02/25/2006
3	.643	at Iowa State (9-14)	02/12/2003
	.643	Baylor (9-14)	01/02/1999
5	.632	at West Virginia (12-19)	01/22/2014

GAME • 3-POINT FIELD GOALS MADE • BIG 12 GAMES

	3FGM	PLAYER	OPPONENT	DATE
1	9	Alan Voskuil	[9] Kansas	03/04/2009
2	8	Christian Anderson	at Baylor	01/20/2026
	8	Devaughtah Williams	at [14] Baylor	03/06/2015
4	7	Donovan Atwell	at Baylor	01/20/2026
	7	Cory Carr	at Missouri	02/25/1997
	7	Stan Bonewitz	at Texas A&M	02/21/1998
	7	John Roberson	Nebraska	01/22/2011
	7	Dusty Hannahs	at West Virginia	01/22/2014
9	6	Christian Anderson	at [1] Arizona	02/14/2026
	6	Donovan Atwell	Colorado	02/11/2026
	6	Christijan Anderson	Utah	01/14/2026
	6	Elijah Hawkins	at BYU	01/08/2025
	6	Chance McMillian	at [11] Oklahoma	01/27/2024
	6	Kerwin Walton	at [5] Houston	01/17/2024
	6	Pop Isaacs	[20] BYU	01/20/2024
	6	Cory Carr	at Kansas State	01/18/1997
	6	Cory Carr	Nebraska	02/08/1997
	6	Ronald Ross	at [16] Texas	01/25/2005
	6	Nick Okorie	at Nebraska	02/27/2010

GAME • 3-POINT FIELD GOALS ATTEMPTED • BIG 12 GAMES

	3FGA	PLAYER	OPPONENT	DATE
1	19	Cory Carr	at Baylor	02/15/1997
2	15	Christian Anderson	at [1] Arizona	02/14/2026
	15	Jarrius Jackson	Texas	01/31/2007
4	14	Alan Voskuil	[9] Kansas	03/04/2009
5	13	Cory Carr	at Oklahoma	01/15/1997
	13	Cory Carr	at Missouri	02/25/1997

TEXAS TECH • SINGLE-GAME RECORDS (BIG 12 GAMES)

GAME • 3-POINT FIELD GOAL PERCENTAGE • BIG 12 GAMES

	PCT	PLAYER	FGM-FGA	OPPONENT	DATE
1	1.000	Darrion Williams	4-4	[6] Kansas	02/12/2024
	1.000	Matt Mooney	5-5	at Oklahoma State	02/13/2019
	1.000	Tommy Hamilton IV	4-4	at Kansas State	02/10/2018
	1.000	Dusty Hannahs	7-7	at West Virginia	01/22/2014
5	.889	Devaugntah Williams	8-9	at [14] Baylor	03/06/2015

GAME • FREE THROWS MADE • BIG 12 GAMES

	FTM	OPPONENT	DATE
1	36	Oklahoma State	02/06/2010
	36	Missouri	01/23/2008
3	35	Texas A&M	03/02/1997
4	34	[5] Texas	03/01/2008
5	32	[6] West Virginia	01/23/2016
	32	Oklahoma State	02/18/2009
	32	Colorado	02/02/2005

GAME • FREE THROWS ATTEMPTED • BIG 12 GAMES

	FTA	OPPONENT	DATE
1	50	Missouri	01/23/2008
2	46	Oklahoma State	02/06/2010
3	43	Oklahoma State	02/18/2009
	43	[5] Texas	03/01/2008

GAME • FREE THROW PERCENTAGE • BIG 12 GAMES

	PCT	OPPONENT (FTM-FTA)	DATE
1	1.000	at Iowa State (13-13)	03/09/2019
	1.000	at TCU (11-11)	02/26/2022
3	.944	[20] BYU (17-18)	01/20/2024
4	.941	[6] West Virginia (32-34)	01/23/2016
5	.938	at Oklahoma (15-16)	02/09/2010
	.938	[24] Kansas (30-32)	02/13/1999

GAME • FREE THROWS MADE • BIG 12 GAMES

	FTM	PLAYER	FTA	OPPONENT	DATE
1	19	Martin Zeno	24	Missouri	01/23/2008
2	18	Keenan Evans	20	Texas • B12	01/31/2018
	18	Rayford Young	18	[24] Kansas	02/13/1999
4	13	Devaugntah Williams	13	Texas	01/02/2016
	13	Mike Singletary	15	Oklahoma State	01/29/2011
	13	John Roberson	14	Oklahoma State	02/06/2010
	13	Martin Zeno	14	[6] Texas A&M	01/24/2007
	13	Andre Emmett	15	at [20] Kansas	02/07/2004

GAME • FREE THROW PERCENTAGE • BIG 12 GAMES • MIN: 10 FTM

	PCT	PLAYER	FTM-FTA	OPPONENT	DATE
1	1.000	Rayford Young	18-18	[24] Kansas	02/13/1999
	1.000	Devaugntah Williams	13-13	Texas	01/02/2016
	1.000	Davide Moretti	12-12	Oklahoma State	02/27/2019
	1.000	Aaron Ross	12-12	TCU	02/23/2016
	1.000	Cory Carr	12-12	Baylor	01/04/1997
	1.000	Devonne Giles	11-11	Colorado	02/02/2005
	1.000	Keenan Evans	10-10	TCU	03/03/2018
	1.000	Nick Okorie	10-10	[9] Kansas	03/04/2009
	1.000	Alan Voskuil	10-10	[5] Texas	03/01/2008
	1.000	Andre Emmett	10-10	Missouri	03/03/2004

GAME • TEAM • OFFENSIVE REBOUNDS • BIG 12 GAMES

	O-REB	OPPONENT	DATE
1	26	Missouri	01/13/2010
2	23	at [13] Kansas State	01/21/2023
3	21	at [16] Texas	01/25/2005
	21	Colorado	01/11/1997
5	20	Texas	01/14/2002

GAME • TEAM • DEFENSIVE REBOUNDS • BIG 12 GAMES

	D-REB	OPPONENT	DATE
1	35	at Kansas State	01/18/1997
	35	Baylor	01/04/1997
3	34	[6] Kansas	02/12/2024
	34	Nebraska	01/29/2005
	34	Baylor	01/02/1999

GAME • TEAM • BLOCKS • BIG 12 GAMES

	BLK	OPPONENT	DATE
1	10	at TCU	01/18/2016
	10	Oklahoma State	01/29/2011
	10	at [3] Kansas	01/16/2010
	10	at Texas	02/26/2002
5	9	Colorado	02/11/2026
	9	[2] Baylor	01/16/2021
	9	at Texas	02/08/2020
	9	at [9] Oklahoma	01/09/2018
	9	Iowa State	03/01/2000

GAME • INDIVIDUAL • STEALS • BIG 12 GAMES

	STL	PLAYER	OPPONENT	DATE
1	6	Kevin McCullar	Texas	03/11/2021
	6	Jaye Crockett	at West Virginia	02/16/2013
	6	Nick Okorie	at [3] Kansas	01/16/2010
	6	Martin Zeno	at [17] Oklahoma State	02/10/2007
	6	Andre Emmett	at [16] Oklahoma State	02/24/2003
	6	Will Chavis	at Iowa State	02/12/2003
7	5	Darrion Williams	at Oklahoma State	03/05/2024
	5	De'Vion Harmon	at TCU	01/31/2023
	5	De'Vion Harmon	at Iowa State	01/10/2023
	5	Keenan Evans	at Kansas State	02/10/2018
	5	Robert Turner	[19] Oklahoma State	02/08/2014
	5	Jaye Crockett	Texas	02/25/2012
	5	Nick Okorie	at Nebraska	02/27/2010
	5	Mike Singletary	Oklahoma State	02/06/2010
	5	Martin Zeno	Kansas State	02/15/2006
	5	Ronald Ross	at [15] Oklahoma	02/05/2005
	5	Jarrius Jackson	at [16] Texas	01/25/2005
	5	Ronald Ross	at Missouri	01/19/2005
	5	Rayford Young	at Nebraska	01/19/2000
	5	Rayford Young	at Iowa State	01/23/1999
	5	Rayford Young	Nebraska	02/08/1997

GAME • INDIVIDUAL • ASSISTS • BIG 12 GAMES

	ASST	PLAYER	OPPONENT	DATE
1	13	Christian Anderson	Oklahoma State	01/03/2026
	13	John Roberson	at Texas A&M	01/28/2009
2	12	Elijah Hawkins	at Arizona	02/08/2025
	12	John Roberson	at Iowa State	01/26/2011
	12	John Roberson	at Texas A&M	01/30/2010
5	11	Nick Valdez	[6] Oklahoma State	01/19/2002
6	10	Christian Anderson	Utah	01/14/2026
	10	Elijah Hawkins	at Kansas State	01/14/2025
	10	Elijah Hawkins	[3] Iowa State • B12	01/11/2025
	10	Elijah Hawkins	at Utah • B12	01/04/2025
	10	John Roberson	at [2] Oklahoma	02/14/2009
	10	Kasib Powell	Baylor	02/12/2002
	10	Stan Bonewitz	at Kansas State	01/18/1997
	9	Elijah Hawkins	at TCU	02/18/2025
	9	Elijah Hawkins	Arizona	01/18/2025
	9	Joe Toussaint	at [25] TCU	01/30/2024
	9	Pop Isaacs	at [25] TCU	01/30/2024
	9	John Roberson	at Kansas State	02/11/2009
	9	John Roberson	Baylor	02/07/2009
	9	Jamal Brown	Colorado	01/20/2001
	9	Jamal Brown	[7] Kansas	01/06/2001
	9	Stan Bonewitz	Texas A&M	02/07/1998
	9	Stan Bonewitz	Texas	02/22/1997
	9	Rayford Young	at Texas A&M	02/12/1997

GAME • TEAM • STEALS • BIG 12 GAMES

	STL	OPPONENT	DATE
1	14	[12] Kansas State	02/11/2023
	14	at [15] Oklahoma	02/05/2005
3	13	Oklahoma State	03/05/2024
	13	at [4] Texas	01/13/2021
	13	TCU	02/10/2020
	13	West Virginia	02/04/2019
	13	at Kansas State	02/10/2018

GAME • INDIVIDUAL • REBOUNDS • BIG 12 GAMES

	REB	PLAYER	OPPONENT	DATE
1	18	JT Toppin	Colorado	02/11/2026
	18	Fardaws Aimaq	Kansas	02/28/2023
	18	Devonne Giles	at Colorado	02/18/2004
	18	Cliff Owens	at Texas	01/17/1998
4	17	Mike Singletary	Missouri	01/13/2010
	17	Tony Battie	at Texas A&M	02/12/1997
	17	Tony Battie	Nebraska	02/08/1997
	17	Tony Battie	Colorado	01/11/1997

GAME • TEAM • REBOUNDS • BIG 12 GAMES

	REB	OPPONENT	DATE
1	52	Missouri	01/13/2010
2	50	Arizona	1/18/2025
3	49	at Nebraska	01/30/2002
4	47	Colorado	02/11/2026
	47	Iowa State	01/20/2010
5	46	at West Virginia	02/05/2022
	46	Oklahoma	03/02/2011
	46	at Missouri	01/24/2009
	46	at Kansas State	01/18/1997
	46	Colorado	01/11/1997

**ANNUAL SCORING AVERAGE LEADERS - ALL GAMES**

SEASON	PLAYER	POS	CL	GAMES	PTS	AVG
1947-48	Don Grove	C	Jr.	26	347	13.3
1948-49	Don Grove	C	Sr.	30	439	14.6
1949-50	Chester "Jiggs" Jackson	G	Sr.	26	330	12.7
1950-51	Paul Nolen	C	So.	28	538	19.2
1951-52	Paul Nolen	C	Jr.	24	378	15.8
1952-53	Paul Nolen	C	Sr.	24	390	16.3
1953-54	Jim Reed	F	So.	24	377	15.7
1954-55	Jim Reed	F	Jr.	25	558	22.3
1955-56	Jim Reed	F	Sr.	22	460	20.9
1956-57	Leon "Podd" Hill	C	So.	23	298	13.0
1957-58	Leon "Podd" Hill	C	Jr.	23	386	16.8
1958-59	Leon "Podd" Hill	C	Sr.	24	374	15.6
1959-60	Del Ray Mounts	G	So.	24	393	16.4
1960-61	Del Ray Mounts	G	Jr.	24	497	19.9
1961-62	Del Ray Mounts	G	Sr.	27	456	16.9
1962-63	Harold Denney	C	So.	23	297	12.9
1993-64	Harold Denney	C	Jr.	23	403	17.5
1964-65	Dub Malaise	G	Jr.	23	547	23.8
1965-66	Dub Malaise	G	Sr.	24	515	21.5
1966-67	Billy Tapp	G	Sr.	24	302	12.6
1967-68	Vernon Paul	C	Sr.	24	365	15.2
1968-69	Steve Hardin	C	Jr.	24	305	12.7
1969-70	Gene Knolle	F	Jr.	24	501	20.9
1970-71	Gene Knolle	F	Sr.	26	572	22.0
1971-72	Greg Lowery	G	Sr.	26	636	24.5
1972-73	Rick Bullock	C	Fr.	27	373	13.8
1973-74	Rick Bullock	C	So.	26	557	21.4
1974-75	Rick Bullock	C	Jr.	23	480	20.9
1975-76	Rick Bullock	C	Sr.	31	708	22.8
1976-77	Mike Russell	F	Jr.	29	643	22.2
1977-78	Mike Russell	F	Sr.	29	568	19.6
1978-79	Kent Williams	G	Jr.	30	371	12.4
1979-80	Jeff Taylor	G	So.	29	390	13.4
1980-81	Jeff Taylor	G	Jr.	28	374	13.4
1981-82	Clarence Swannegan	C	Sr.	28	486	17.4
1982-83	Bubba Jennings	G	So.	26	416	16.0
1983-84	Bubba Jennings	G	Jr.	29	401	13.8
1984-85	Bubba Jennings	G	Sr.	31	605	19.5
1985-86	Tony Benford	G	Sr.	31	445	14.4
1986-87	Sean Gay	G	So.	29	434	15.0
1987-88	Sean Gay	G	Jr.	27	406	15.0
1988-89	Sean Gay	G	Sr.	28	440	15.7
1989-90	Derex Butts	G	Jr.	27	313	11.6
1990-91	Steve Miles	C	Sr.	31	505	16.3
1991-92	Will Flemons	F	Jr.	29	567	19.6
1992-93	Will Flemons	F	Sr.	30	607	20.2
1993-94	Jason Sasser	F	So.	28	576	20.6
1994-95	Jason Sasser	F	Jr.	30	602	20.1
1995-96	Jason Sasser	F	Sr.	31	605	19.5
1996-97	Cory Carr	G	Jr.	28	646	23.1
1997-98	Cory Carr	G	Sr.	27	628	25.3
1998-99	Rayford Young	G	Jr.	25	403	16.1
1999-00	Rayford Young	G	Sr.	28	497	17.8
2000-01	Andy Ellis	C	Jr.	27	391	14.5
2001-02	Andre Emmett	G	So.	32	599	18.7
2002-03	Andre Emmett	G	Jr.	34	741	21.8
2003-04	Andre Emmett	G	Sr.	34	701	20.6
2004-05	Ronald Ross	G	Sr.	33	578	17.5
2005-06	Jarrius Jackson	G	Jr.	32	657	20.5
2006-07	Jarrius Jackson	G	Sr.	34	677	19.9
2007-08	Martin Zeno	G	Sr.	31	497	16.0
2008-09	John Roberson	G	So.	33	460	13.9
2009-10	Mike Singletary	F	Jr.	35	525	15.0
2010-11	John Roberson	G	Sr.	30	422	14.1
2011-12	Jordan Tolbert	F	Fr.	31	357	11.5
2012-13	Jaye Crockett	F	Jr.	31	368	11.9
2013-14	Jaye Crockett	F	Sr.	32	446	13.9
2014-15	Devauntah Williams	G	Jr.	32	335	10.5
2015-16	Toddrick Gotcher	G	Sr.	32	349	10.9
2016-17	Keenan Evans	G	Jr.	31	476	15.4
2017-18	Keenan Evans	G	Sr.	36	633	17.6
2018-19	Jarrett Culver	G	So.	37	704	18.5
2019-20	Jahmi'us Ramsey	G	Fr.	27	406	15.0
2020-21	Mac McClung	G	Jr.	29	450	15.5
2021-22	Bryson Williams	F	Sr.	37	522	14.1
2022-23	Kevin Obanor	F	Sr.	32	461	14.4
2023-24	Pop Isaacs	G	So.	34	536	15.8
2024-25	JT Toppin	F	So.	33	602	18.2

**ANNUAL REBOUNDS LEADERS - ALL GAMES**

SEASON	PLAYER	POS	CL	GAMES	REB	AVG
1950-51	Paul Nolen	C	So.	28	492	17.57
1951-52	Paul Nolen	C	Jr.	24	318	13.25
1952-53	Jim Reed	F	Fr.	24	323	13.46
1953-54	Jim Reed	F	So.	24	306	12.75
1954-55	Jim Reed	F	Jr.	25	407	16.28
1955-56	Jim Reed	F	Sr.	22	297	13.50
1956-57	Leon Hill	C	So.	23	195	8.48

**ANNUAL REBOUNDS LEADERS - ALL GAMES - SWC ERA**

SEASON	PLAYER	POS	CL	GAMES	REB	AVG
1957-58	Leon Hill	C	Jr.	23	189	8.22
1958-59	Leon Hill	C	Sr.	24	189	7.88
1959-60	Gene Arrington	F	Sr.	24	161	6.71
1960-61	Mac Percival	F	Jr.	25	238	9.52
1961-62	Harold Hudgens	C	Sr.	27	277	10.26
1962-63	Glen Hallum	F	So.	23	175	7.61
1963-64	Harold Denney	C	Jr.	23	204	8.87
1964-65	Harold Denney	C	Sr.	23	214	9.30
1965-66	Bob Glover	C	So.	24	294	12.25
1966-67	Vernon Paul	C	Jr.	20	175	8.75
1967-68	Vernon Paul	C	Sr.	24	223	9.29
1968-69	Jerry Turner	F	So.	24	279	11.63
1969-70	Jerry Turner	F	Jr.	24	221	9.21
1970-71	Gene Knolle	F	Sr.	26	215	8.27
1971-72	Ralph Palomar	C	Jr.	26	223	8.58
1972-73	Rick Bullock	C	Fr.	27	202	7.48
1973-74	Rick Bullock	C	So.	26	279	10.73
1974-75	Rick Bullock	C	Jr.	23	254	11.04
1975-76	Rick Bullock	C	Sr.	31	322	10.39
1976-77	Mike Russell	F	Jr.	29	286	9.86
1977-78	Mike Russell	F	Sr.	29	235	8.10
1978-79	Ralph Brewster	C	So.	30	229	7.63
1979-80	Ralph Brewster	C	Jr.	29	207	7.14
1980-81	Clarence Swannegan	C	Jr.	28	195	6.96
1981-82	Clarence Swannegan	C	Sr.	28	190	6.79
1982-83	Vince Taylor	F	So.	30	164	5.47
1983-84	Vince Taylor	F	Jr.	29	194	6.69
1984-85	Vince Taylor	F	Sr.	31	214	6.90
1985-86	Ray Irvin	C	Sr.	31	141	4.55
1986-87	Sean Gay	G	So.	29	143	4.93
1987-88	Wes Lowe	C	So.	28	145	5.18
1988-89	Sean Gay	G	Sr.	28	136	4.86
	James Johnson	F	So.	28	136	4.86
1989-90	Will Flemons	F	Fr.	25	251	10.04
1990-91	Steve Miles	C	Sr.	31	213	6.87
1991-92	Will Flemons	F	Jr.	29	285	9.83
1992-93	Will Flemons	F	Sr.	30	324	10.80
1993-94	Mark Davis	F	Jr.	28	227	8.11
1994-95	Mark Davis	F	Sr.	30	254	8.47
1995-96	Tony Battie	C	So.	30	266	8.87

**ANNUAL REBOUNDS LEADERS - ALL GAMES - BIG 12 ERA**

SEASON	PLAYER	POS	CL	GAMES	REB	AVG
1996-97	Tony Battie	C	Jr.	28	329	11.75
1997-98	Cliff Owens	F	So.	26	200	7.69
1998-99	Cliff Owens	F	Jr.	27	190	7.04
1999-00	Brodney Kennard	F	Sr.	28	195	6.96
2000-01	Cliff Owens	F	Sr.	27	198	7.36
2001-02	Andy Ellis	C	Sr.	32	223	6.97
2002-03	Andre Emmett	G	Jr.	34	226	6.65
2003-04	Andre Emmett	G	Sr.	34	225	6.62
2004-05	Devonne Giles	F	Sr.	33	215	6.52
2005-06	Martin Zeno	G	So.	32	171	5.34
2006-07	Martin Zeno	G	Jr.	34	179	5.26
2007-08	Martin Zeno	G	Sr.	31	140	4.52
2008-09	Mike Singletary	F	So.	33	192	5.82
2009-10	Mike Singletary	F	Jr.	35	239	6.83
2010-11	Mike Singletary	F	Sr.	31	180	5.81
2011-12	Jordan Tolbert	F	Fr.	31	177	5.71
2012-13	Jaye Crockett	F	Jr.	31	202	6.52
2013-14	Jaye Crockett	F	Sr.	32	206	6.44
2014-15	Zach Smith	F	Fr.	32	153	4.94
2015-16	Zach Smith	F	So.	32	234	7.31
2016-17	Zach Smith	F	Jr.	31	223	7.19
2017-18	Zhaire Smith	G	Fr.	37	185	5.00
2018-19	Jarrett Culver	G	So.	38	243	6.40
2019-20	Chris Clarke	G	Sr.	30	199	6.60
2020-21	Marcus Santos-Silva	F	Sr.	29	186	6.40
2021-22	Kevin Obanor	F	Sr.	37	205	5.50
2022-23	Kevin Obanor	F	S-Sr.	32	205	6.40
2023-24	Darrion Williams	F	So.	33	248	7.52
2024-25	JT Toppin	F	So.	33	310	9.39


**ANNUAL INDIVIDUAL BLOCKS LEADERS - ALL GAMES - SWC ERA**

SEASON	PLAYER	POS	CL	GAMES	BLK	BPG
1977-78	Mike Russell	F	Sr.	29	13	0.45
1978-79	Ben Hill	F	So.	30	19	0.63
1979-80	Jeff Taylor	G	So.	29	25	0.86
1980-81	Ben Hill	F	Sr.	28	17	0.61
1981-82	Vince Taylor	F	Fr.	28	14	0.50
1982-83	Vince Taylor	F	So.	30	29	0.97
1983-84	Vince Taylor	F	Jr.	29	24	0.83
1984-85	Vince Taylor	F	Sr.	31	32	1.03
1985-86	Sean Gay	G	Fr.	31	17	0.55
1986-87	Greg Crowe	F	Jr.	27	15	0.56
1987-88	Greg Crowe	F	Sr.	28	32	1.14
1988-89	Sean Gay	G	Sr.	28	14	0.50
	J.D. Sanders	F	Jr.	27	14	0.52
1989-90	Will Flemons	F	Fr.	25	37	1.48
1990-91	Steve Miles	C	Sr.	31	18	0.58
1991-92	Will Flemons	F	Jr.	29	32	1.10
1992-93	Will Flemons	F	Sr.	30	30	1.00
1993-94	Mark Davis	F	Jr.	28	43	1.54
1994-95	Mark Davis	F	Sr.	30	36	1.20
1995-96	Tony Battie	C	So.	30	68	2.27

**ANNUAL INDIVIDUAL BLOCKS LEADERS - ALL GAMES - BIG 12 ERA**

SEASON	PLAYER	POS	CL	GAMES	BLK	BPG
1996-97	Tony Battie	C	Jr.	28	71	2.54
1997-98	Ross Carmichael	C	So.	27	26	0.96
1998-99	Brodney Kennard	F	Jr.	30	37	1.23
1999-00	Brodney Kennard	F	Sr.	28	69	2.46
2000-01	Jayson Mitchell	F	Sr.	27	23	0.85
2001-02	Andy Ellis	C	Sr.	32	55	1.72
2002-03	Andre Emmett	G	Jr.	34	16	0.47
2003-04	Devonne Giles	F	Jr.	34	51	1.50
2004-05	Devonne Giles	F	Sr.	33	56	1.70
2005-06	Dior Lowhorn	F	Fr.	32	27	0.84
2006-07	Darryl Dora	F	Sr.	33	16	0.48
2007-08	Martin Zeno	G	Sr.	31	17	0.55
	Trevor Cook	F	Jr.	30	17	0.57
2008-09	Robert Lewandowski	F	Fr.	32	23	0.72
2009-10	D'Wayn Roberts	F	Sr.	34	44	1.29
2010-11	Brad Reese	F	Sr.	32	33	1.03
2011-12	Robert Lewandowski	F	Sr.	31	27	0.87
2012-13	Dejan Kravic	F	Jr.	31	41	1.32
2013-14	Dejan Kravic	F	Sr.	32	41	1.28
2014-15	Zach Smith	F	Fr.	31	45	1.45
2015-16	Zach Smith	F	So.	32	47	1.47
2016-17	Zach Smith	F	Jr.	31	43	1.39
2017-18	Zhaire Smith	G	Fr.	37	42	1.14
2018-19	Tariq Owens	F	Fr.	38	92	2.40
2019-20	TJ Holyfield	F	Sr.	31	50	1.61
2020-21	Marcus Santos-Silva	F	Sr.	29	32	1.10
2021-22	Marcus Santos-Silva	F	S-Sr.	37	29	0.82
2022-23	Daniel Batcho	F	So.	23	35	1.52
2023-24	Warren Washington	F	S-Sr.	25	38	1.52
2024-25	JT Toppin	F	So.	33	48	1.45





# 2025-26 TEXAS TECH SCHEDULE

DATE [DAY]	OPPONENT	LOCATION	TIME/RESULTS/TV	
<b>NOV. 4 [TUESDAY]</b>	<b>LINDENWOOD</b>	<b>LUBBOCK - UNITED SUPERMARKETS ARENA</b>	<b>W, 98-60</b>	
<b>NOV. 7 [FRIDAY]</b>	<b>SAM HOUSTON</b>	<b>LUBBOCK - UNITED SUPERMARKETS ARENA</b>	<b>W, 98-77</b>	
NOV. 11 [TUESDAY]	AT NO. 14 ILLINOIS	CHAMPAIGN, ILLINOIS - STATE FARM CENTER	L, 81-77	
<b>NOV. 14 [FRIDAY]</b>	<b>MILWAUKEE</b>	<b>LUBBOCK - UNITED SUPERMARKETS ARENA</b>	<b>W, 80-63</b>	
NOV. 20 [THURSDAY]	VS. WAKE FOREST	NASSAU, BAHAMAS - BAHA MAR CONVENTION CENTER	W, 84-83	
NOV. 21 [FRIDAY]	VS. NO. 1 PURDUE	NASSAU, BAHAMAS - BAHA MAR CONVENTION CENTER	L, 86-56	
<b>NOV. 26 [WEDNESDAY]</b>	<b>NEW ORLEANS</b>	<b>LUBBOCK - UNITED SUPERMARKETS ARENA</b>	<b>W, 82-50</b>	
<b>NOV. 30 [SUNDAY]</b>	<b>WYOMING</b>	<b>LUBBOCK - UNITED SUPERMARKETS ARENA</b>	<b>W, 76-72</b>	
DEC. 7 [SUNDAY]	VS. LSU	FORT WORTH - DICKIES ARENA	W, 82-58	
DEC. 13 [SATURDAY]	VS. NO. 17 ARKANSAS	DALLAS - AMERICAN AIRLINES CENTER	L, 93-86	
<b>DEC. 16 [TUESDAY]</b>	<b>NORTHERN COLORADO</b>	<b>LUBBOCK - UNITED SUPERMARKETS ARENA</b>	<b>W, 101-90</b>	
DEC. 20 [SATURDAY]	VS. NO. 3 DUKE	NEW YORK - MADISON SQUARE GARDEN	W, 82-81	
<b>DEC. 28 [SUNDAY]</b>	<b>WINTHROP</b>	<b>LUBBOCK - UNITED SUPERMARKETS ARENA</b>	<b>W, 87-57</b>	
<b>JAN. 3 [SATURDAY]</b>	<b>OKLAHOMA STATE</b>	<b>LUBBOCK - UNITED SUPERMARKETS ARENA</b>	<b>W, 102-80</b>	
JAN. 6 [TUESDAY]	AT NO. 7 HOUSTON	HOUSTON, TEXAS - FERTITTA CENTER	L, 69-65	
JAN. 10 [SATURDAY]	AT COLORADO	BOULDER, COLORADO - UC EVENTS CENTER	W, 73-71	
<b>JAN. 14 [WEDNESDAY]</b>	<b>UTAH</b>	<b>LUBBOCK - UNITED SUPERMARKETS ARENA</b>	<b>W, 88-74</b>	
<b>JAN. 17 [SATURDAY]</b>	<b>NO. 11 BYU</b>	<b>LUBBOCK - UNITED SUPERMARKETS ARENA</b>	<b>W, 84-71</b>	
JAN. 20 [TUESDAY]	AT BAYLOR	WACO, TEXAS - FOSTER PAVILLION	W, 92-73	
<b>JAN. 24 [SATURDAY]</b>	<b>NO. 6 HOUSTON</b>	<b>LUBBOCK - UNITED SUPERMARKETS ARENA</b>	<b>W, 90-86</b>	
JAN. 31 [SATURDAY]	AT UCF	ORLANDO, FLORIDA - FINANCIAL ARENA	L, 88-80	
<b>FEB. 2 [MONDAY]</b>	<b>KANSAS</b>	<b>LUBBOCK - UNITED SUPERMARKETS ARENA</b>	<b>L, 64-61</b>	
FEB. 8 [SUNDAY]	AT WEST VIRGINIA	MORGANTOWN, WEST VIRGINIA - WVU COLISEUM	W, 70-63	
<b>FEB. 11 [WEDNESDAY]</b>	<b>COLORADO</b>	<b>LUBBOCK - UNITED SUPERMARKETS ARENA</b>	<b>W, 78-44</b>	
FEB. 14 [SATURDAY]	AT NO. 1 ARIZONA	TUCSON, ARIZONA - MCKALE CENTER	W, 78-75 (OT)	
FEB. 17 [TUESDAY]	AT ARIZONA STATE	TEMPE, ARIZONA - DESERT FINANCIAL ARENA	L, 72-67	
<b>FEB. 21 [SATURDAY]</b>	<b>KANSAS STATE</b>	<b>LUBBOCK - UNITED SUPERMARKETS ARENA</b>	<b>1:30 P.M.</b>	<b>FOX</b>
<b>FEB. 24 [TUESDAY]</b>	<b>CINCINNATI</b>	<b>LUBBOCK - UNITED SUPERMARKETS ARENA</b>	<b>6 P.M.</b>	<b>ESPN2</b>
FEB. 28 [SATURDAY]	AT IOWA STATE	AMES, IOWA - HILTON COLISEUM	3 P.M.	CBS
<b>MAR. 3 [TUESDAY]</b>	<b>TCU</b>	<b>LUBBOCK - UNITED SUPERMARKETS ARENA</b>	<b>6 P.M.</b>	<b>FS1</b>
MAR. 7 [SATURDAY]	AT BYU	PROVO, UTAH - MARRIOTT CENTER	9:30 P.M.	ESPN
MARCH 10-14	BIG 12 TOURNAMENT	KANSAS CITY, MISSOURI - T-MOBILE CENTER	TBD	TBD
MARCH 19-22	NCAA 1ST/2ND ROUNDS	POSSIBLE LOCATIONS: GREENVILLE, OKLAHOMA CITY, PORTLAND, TAMPA, PHILADELPHIA, SAN DIEGO, ST. LOUIS		
MARCH 26-29	NCAA TOURNAMENT SWEET 16 AND ELITE 8	POSSIBLE LOCATIONS: HOUSTON, SAN JOSE, CHICAGO, WASHINGTON D.C.		
APRIL 4 & 6	NCAA FINAL FOUR	INDIANAPOLIS - LUCAS OIL STADIUM	TBD	CBS

# TEXAS TECH

## 2025-26 BASKETBALL ROSTER

21 NCAA TOURNAMENT APPEARANCES

1954 • 1956 • 1961 • 1962 • 1973 • 1976 • 1985 • 1986 • 1993 • 1996 • 2002 • 2004 • 2005 • 2007 • 2016 • 2018 • 2019 • 2021 • 2022 • 2024 • 2025



2019 NCAA NATIONAL RUNNER-UP

Big 12 Champions: 2019










NCAA Final Four: 2019










NCAA Elite Eight: 2018, 2019, 2025









NCAA Sweet 16: 1976, 1996, 2005, 2018, 2019, 2022, 2025

						
<b>1</b> TYEREE BRYAN 6-5 • Senior • Guard Orlando, Florida	<b>2</b> JAZZ HENDERSON 5-11 • R-Freshman • Guard Dallas, Texas	<b>3</b> LEJUAN WATTS 6-6 • R-Junior • Forward Fresno, California	<b>4</b> CHRISTIAN ANDERSON 6-3 • Sophomore • Guard Atlanta, Georgia	<b>5</b> JOSIAH MOSELEY 6-8 • Sophomore • Forward Round Rock, Texas	<b>6</b> LEON HORNER 6-4 • Sophomore • Forward Dallas, Texas	<b>8</b> NOLAN GROVES 6-5 • Freshman • Guard Long Lake, Minnesota

						
<b>9</b> LUKE BAMGBOYE 6-11 • Sophomore • Forward London, U.K.	<b>10</b> JACK FRANCIS 6-3 • Senior • Guard Austin, Texas	<b>11</b> JAYLEN PETTY 6-1 • Freshman • Guard Seattle, Washington	<b>12</b> DONOVAN ATWELL 6-5 • Senior • Guard Huntersville, N.C.	<b>13</b> MARIAL AKUENTOK 6-11 • Freshman • Forward Edmonton, Alberta	<b>15</b> JT TOPPIN 6-9 • Junior • Forward Dallas, Texas	<b>21</b> LATRELL HOOVER 7-0 • Freshman • Forward San Antonio, Texas

								
GRANT MCCASLAND Head Coach	JEFF LINDER Assistant Coach	ACHOKI MOIKOBU Assistant Coach	CHRIS NOTTINGHAM Assistant Coach	TODDRICK GOTCHER Assistant Coach	REM BAKAMUS Assistant Coach	ANDREW WRIGHT Strength & Conditioning	MIKE NEAL Athletic Trainer	KELLEN BUFFINGTON General Manager

								
BRIAN PETE Video Coordinator	JARDON POWELL Administration & Ops	DUNCAN BACON Operations	BEAU MARTIN Graduate Assistant	COLEMAN SPARLING Graduate Assistant	JALYN TURNER Graduate Assistant	NOBLE ROBINSON Graduate Assistant	KENTRELL GARNETT Graduate Assistant	CORT ROBERSON Graduate Assistant

							
ELIJAH MAYS S&C Assistant	CHRIS MARMOLEJO Creative Manager	BRODY MCCLURE Student Manager	KADEN FERRELL Student Manager	JORDAN VARGAS Student Manager	STACEY SMITH Student Manager	JORDAN LINDER Student Manager	ARMAAN BHAKTA Student Manager