


TEXAS TECH FOOTBALL



2025 SCHEDULE/RESULTS

Overall: 2-0 | Big 12: 0-0 | H: 2-0 | A: 0-0 | N: 0-0

AUGUST • (1-0)

30 ARKANSAS-PINE BLUFF W, 67-7 ESPN+

SEPTEMBER • (1-0)

6 KENT STATE W, 62-14 TNT & Max

13 OREGON STATE 2:30 p.m. FOX

20 at Utah* 11 a.m. FOX

OCTOBER • (0-0)

4 at Houston* TBD TBD

11 KANSAS* TBD TBD

18 at Arizona State* TBD TBD

25 OKLAHOMA STATE* TBD TBD

NOVEMBER • (0-0)

1 at Kansas State* TBD TBD

8 BYU* TBD TBD

15 UCF* TBD TBD

29 at West Virginia* TBD TBD

All Times Central

TV: FOX

- Play-by-Play: Tim Brando
- Analyst: Devin Gardner
- Sideline Reporter: Josh Sims
- Producer: Jacob Jolivet



RADIO: TEXAS TECH SPORTS NETWORK

- Play-by-Play: Brian Jensen
- Analyst: John Harris
- Sideline Reporter: Chris Level
- SiriusXM (radio): Channel 83
- SiriusXM (app): Channel 83
- Mobile App: Varsity Network (Texas Tech)



SOCIAL MEDIA: #WreckEm

- X: @TexasTechFB
- YouTube: TexasTechAthletics
- Instagram: @TexasTech_FB
- Facebook: TexasTechFootball
- Online: TexasTech.com

TEXAS TECH COACHING STAFF

SIDELINE

- **Joey McGuire**, Head Coach (Fourth Season)
- **Mack Leftwich**, Offensive Coordinator/QBs (First Season)
- **Shiel Wood**, Defensive Coordinator/ILB (First Season)
- **Kenny Perry**, Assoc. H.C./Special Teams (Fourth Season)
- **C.J. Ah You**, Outside Linebackers (Fourth Season)
- **Zarnell Fitch**, Defensive Line (Fourth Season)
- **Justin Johnson**, Passing Coord./WRs (Third Season)
- **Darcel McBath**, Cornerbacks (Second Season)
- **Clay McGuire**, Offensive Line (Second Season)

PRESSBOX

- **Josh Cochran**, Run Game Coord./TEs (Fourth Season)
- **Garret McGuire**, Running Backs (First Season)
- **Rob Greene**, Safeties (First Season)

GAME

3

VS

OREGON STATE

Sept. 13, 2025

Jones AT&T Stadium (60,229) ■ Lubbock, Texas ■ 2:30 p.m. CT ■ FOX ■ Texas Tech Sports Network



#21 TEXAS TECH

RED RAIDERS

2-0, 0-0 Big 12



OREGON STATE

BEAVERS

0-2, 0-0 Pac-12

Rankings	AP: 21 AFCA: 20
Last Game	Def. Kent State, 62-14
Streak	Won 2
Head Coach	Joey McGuire
Alma Mater	UT Arlington '95
Career Record	25-16 (4th Season)
Record at Texas Tech	Same
Record vs. Oregon State	First Meeting

Rankings	AP: NR AFCA: NR
Last Game	Lost to Fresno State, 37-26
Streak	Lost 3
Head Coach	Trent Bray
Alma Mater	Oregon State '07
Career Record	5-9 (2nd Season)
Record at Oregon State	Same
Record vs. Texas Tech	First Meeting

TALE OF THE TAPE



64.5 (2/1)	Points/Game	(103/2) 21.0
10.5 (25/7)	Points Allowed/Game	(120/2) 35.0
262.0 (13/3)	Rush Yards/Game	(114/1) 102.5
342.5 (11/2)	Pass Yards/Game	(18/1) 318.0
604.5 (3/1)	Total Offense/Game	(55/1) 420.5
202.0 (9/3)	Total Defense/Game	(79/2) 337.0

(FBS Ranking/Conference Ranking)



SATURDAY STORYLINES



RED RAIDERS LOOKING FOR 3-0 START

Texas Tech will look to wrap non-conference play with an unblemished record Saturday when the No. 21 Red Raiders host Oregon State in a 2:30 p.m. kickoff inside Jones AT&T Stadium. The Red Raiders will be searching for their first 3-0 start to a season since 2021 against an Oregon State program that enters at 0-2 overall after losses to Cal and Fresno State. It will be only the second all-time meeting between the Red Raiders and Beavers and the first since 1959 when Texas Tech edged Oregon State, 15-14, at home.



PLENTY OF POINTS IN FIRST TWO WEEKS


Texas Tech is coming off back-to-back routs after downing Arkansas-Pine Bluff, 67-7, in its opener and then Kent State, 62-14, this past weekend to mark the first time the Red Raiders have started a season with consecutive 60-point performances. The Red Raiders are the only team in the country to start the season with back-to-back 60-point outings and the first FBS program to do so since Auburn in 2021. Texas Tech enters this weekend ranked second in the FBS for scoring at 64.5 points per game and third for total offense at 604.5 yards a contest.



DEFENSE LIVING UP TO EXPECTATIONS

For as good as its offense has performed through the first two games of the season, the same could be said about Texas Tech's defense. In fact, Pro Football Focus has the Red Raiders as the second-highest graded defensive unit in college football (92.8) and the best in pass-rushing opportunities (90.9) as the publication has credited Texas Tech with 51 pressures. Texas Tech has allowed only 21 points through the first two weeks - all late in games when the starters have already departed - its fewest during that span since 2019.

SERIES HISTORY



OREGON STATE (1-0)

Date	Loc.	W/L	TTU	OSU	Att.
Sept. 26, 1959	H	W	15	14	20,000

NEXT OPPONENT



Opponent	at Utah
Date	Sept. 20, 2025
Location	Jones AT&T Stadium
Time / TV Network	11 a.m. CT (10 a.m. local) / FOX
Series Record	Tech leads 2-0

NOTES

- Next weekend's Big 12 opener will mark only the third all-time meeting between Texas Tech and Utah and the first since the Red Raiders topped the Utes in back-to-back seasons over the 1972-73 campaigns. The Red Raiders topped Utah, 45-2, to open the 1972 season under Jim Carlen before doing the same, just by a much closer 29-22 margin, to start a memorable 1973 campaign. Texas Tech finished 11-1 in 1973 under Carlen, one of three 11-win seasons in school history.
- This will be Texas Tech's first-ever visit to Rice-Eccles Stadium in Salt Lake City and only its second to the state of Utah for a football game. The Red Raiders previously visited the Beehive State in 2023 to face BYU. Utah will make a return trip to Jones AT&T Stadium during the 2027 season as part of the Big 12 Conference's four-year scheduling matrix.
- If the Red Raiders were to remain undefeated with a win over Oregon State this weekend with Utah doing the same at Wyoming, it would likely set up a top-25 matchup to start Big 12 play. Utah is currently No. 20 in the latest Associated Press poll, one spot ahead of the Red Raiders at No. 21 overall.
- Texas Tech has not opened Big 12 play in a battle of AP top-25 teams since joining the conference in 1996. It would be Texas Tech's first game between top-25 teams since the No. 15 Red Raiders fell to No. 12 Oklahoma State, 52-34, on Nov. 2, 2013, in Lubbock.

SERIES NOTEBOOK

INSIDE THE SERIES

- Texas Tech and Oregon State will kick off a home-and-home series against each other with the Beavers heading to Lubbock this weekend and the Red Raiders making the return trip in week two of the 2026 season.
- This marks the second all-time meeting between the Red Raiders and Beavers and the first since Texas Tech edged Oregon State, 15-14, at home early in the 1959 season. Texas Tech rallied from an early 14-0 deficit to improve to 2-0 early in its season, backed by a pair of rushing touchdowns from Kenneth Talkington in the second half. Talkington found the end zone from only two 2-yards out in the third quarter and then added the two-point conversion on a pass to Bake Turner. Talkington provided the game winner with only 43 seconds remaining on the clock, pushing his way through the Oregon State defense from only 1 yard out. He added the extra point immediately after for the 15-14 victory.
- The Red Raiders are no strangers to facing Pac-12 opponents, as this will be the sixth time since 2016 that Texas Tech has had a non-conference foe with the league's logo on its jersey. That stretch includes previous matchups against Arizona State (2016-17), Arizona (2019), Oregon (2023), and Washington State (2024). Of that group, only Washington State remains in the league as the Cougars defeated the Red Raiders, 37-16, in Pullman a year ago.
- The Red Raiders combined to go 2-1 against former Pac-12 schools a year ago, topping both Arizona and Arizona State while falling to Colorado in their first year as Big 12 members. Texas Tech only has Arizona State back on its schedule this year from that group, as the Red Raiders will also face another former Pac-12 school in Utah.
- Next season's return trip to Corvallis will mark only the second time in program history the Red Raiders have traveled to the state of Oregon for a game. Texas Tech previously went to Eugene, falling to Oregon, 16-13, early in the 1992 season under head coach Spike Dykes. Texas Tech has one other trip to the Beehive State planned already for the 2033 season, as the Red Raiders will return a previous home visit from Oregon during the 2023 season. Oregon rallied to edge the Red Raiders, 38-30, in the week two matchup that season.

TEXAS TECH-OREGON STATE CONNECTIONS

- Family bragging rights are on the line Saturday with a pair of brothers on each other's roster in Texas Tech sophomore wide receiver Kelby Valsin and his older brother Jimmy Valsin III, a senior wide receiver at Oregon State. The elder Valsin has caught 12 for 162 yards and two touchdowns in his fifth and final season as a Beaver. The Valsin brothers grew up in the Dallas-Fort Worth metroplex (Arlington, to be exact), with both starring at Bowie High School.

CAREER NOTES VERSUS OREGON STATE

- While it might be the first time Texas Tech has faced Oregon State since 1959, it won't be for several Red Raiders. Texas Tech has four players on its roster who have played the Beavers earlier in their careers, a list that features outside linebackers David Bailey and Terrell Tilmon, wide receiver Caleb Douglas, and defensive back Tarrion Grant.
- David Bailey previously faced Oregon State twice while a conference foe of the Beavers at Stanford. Bailey has combined for five tackles over his career, with four coming as a true freshman in 2022 and the other in a 2023 road game in Corvallis. Bailey finished with a career high at the time of 2.0 tackles for loss against the Beavers in 2022 to go along with a quarterback hurry.
- Caleb Douglas will have to think back a few years to remember lining up against the Beavers, as he was only a true freshman when Florida faced Oregon State in the 2022 Las Vegas Bowl. Douglas made his second career start against the Beavers, catching two passes for 25 yards in an otherwise forgettable game as Oregon State ran away with a 30-3 victory.
- Tarrion Grant will see Oregon State for a second consecutive year as a non-conference opponent after traveling to Corvallis as part of the Purdue program last season. Grant notched a career high with three tackles in a losing effort to Oregon State, where he made his third and final start of the season.
- For Terrell Tilmon, the matchup against Oregon State used to be considered a rivalry game when he played at Oregon during the 2021-22 seasons. Tilmon lined up against the Beavers only once, which came as a true freshman in 2021 when he played in all 14 games for the Ducks, primarily on special teams.

STATISTICAL MATCHUP: TEXAS TECH vs. OREGON STATE

CATEGORY	TECH	FBS	BIG 12	OSU	FBS	Pac12
Scoring Offense	64.5	2nd	1st	21.0	103rd	-
Total Offense	604.5	3rd	1st	420.5	55th	-
Rushing Offense	262.0	12th	3rd	102.5	113th	-
Passing Offense	342.5	11th	2nd	318.0	18th	-
Scoring Defense	10.5	25th	7th	35.0	119th	-
Total Defense	202.0	9th	3rd	337.0	79th	-
Rushing Defense	58.5	13th	3rd	159.5	100th	-
Passing Defense	143.5	28th	4th	177.5	55th	-
3rd Down Conversion Percentage	.524	22nd	3rd	.464	47th	-
3rd Down Conversion Percentage Defense	.214	14th	4th	.143	5th	-
4th Down Conversion Percentage	.667	43rd	10th	.500	71st	-
4th Down Conversion Percentage Defense	.400	41st	4th	.667	85th	-
Red Zone Defense	1.000	90th	10th	1.000	90th	-
Red Zone Offense	.933	47th	9th	.857	71st	-
QB Sacks Per Game	3.00	26th	6th	n/a	-	-
Tackles for Loss Per Game	6.0	57th	12th	4.0	110th	-
Time of Possession	25:13	123rd	13th	33:38	25th	-
Net Punting	44.0	24th	5th	29.00	121st	-
Punt Returns	3.56	97th	13th	19.57	134th	-
Kickoff Returns	22.0	48th	8th	14.5	108th	-
Fewest Penalty Yards Per Game	60.0	93rd	12th	45.0	49th	-
Turnover Margin	1.00	27th	8th	-1.50	116th	-





LAST WEEK’S MATCHUP
TEXAS TECH 62, KENT STATE 14

Date: Sept. 6, 2025
Location: Lubbock, Texas | Attendance: 60,229

LUBBOCK, Texas (AP) - Behren Morton threw for three touchdowns, big defensive tackle Skyler Gill-Howard returned an interception 55 yards for a score and No. 24 Texas Tech blew out another overmatched opponent, beating Kent State 62-14 on Saturday.

Cameron Dickey had two rushing TDs and Reggie Virgil added two receiving scores as the Red Raiders (2-0) led 48-0 at halftime, one point better than the margin at the break a week ago in a 67-7 victory over FCS member Arkansas-Pine Bluff.

Morton started Saturday after leaving the victory over Pine Bluff in the second quarter with what coach Joey McGuire described as a hyperextended knee. Morton, who had been listed as questionable, was 18 of 26 for 258 yards while playing only the first half.

"I knew ... he would probably fight me to play," McGuire said. "Behren is just a different cat. Really, the progression between Wednesday, Thursday and Friday, I knew he was going to play."

Kent State had negative total yards until Gavin Garcia ran 38 yards on a screen pass on its sixth possession early in the second quarter. Two plays later, Gill-Howard took his interception the other way for a 38-0 lead.

The 290-pounder from Northern Illinois, part of Texas Tech's highly touted transfer class, made the catch behind the line of scrimmage and scored untouched after Lee Hunter applied quick pressure and A.J. Holmes Jr. tipped the pass.

"I played running back in high school, a little bit of tight end, a little bit of receiver, back 50 pounds ago," Gill-Howard said. "Obviously, I'm not doing that anymore. Maybe we'll see that in the future."

RUSHING: Kent State - Gavin Garcia 12-25; Dru DeShields 6-22; Marques Hicks 2-17; Donovan Delaney Jr. 6-8; Ayden Harris 2-7; C.J. Montes 3-0; Cade Wolford 1-0; Texas Tech - Adam Hill 16-127; J'Koby Williams 9-54; Will Hammond 3-27; Mitch Griffis 2-13; Cameron Dickey 8-10; Behren Morton 1-4; Michael Henderson III 1-(-2).

PASSING: Kent State - Dru DeShields 7-15-0-116; C.J. Montes 4-10-1-49; Texas Tech - Behren Morton 18-26-0-258; Will Hammond 7-10-0-94; Mitch Griffis 2-2-0-19.

RECEIVING: Kent State - Ardell Banks 2-49; Cade Wolford 2-19; Terik Mulder 2-17; Gavin Garcia 1-38; Wayne Harris 1-27; Da'Realyst Clark 1-7; DaShawn Martin 1-6; Sebastian Brown 1-2; Texas Tech - Reggie Virgil 5-50; Coy Eakin 3-59; J'Koby Williams 3-35; Roy Alexander 3-31; Bryson Jones 2-50; Caleb Douglas 2-37; JohnCarlos Miller II 2-12; Cameron Dickey 2-10; Terrance Carter Jr. 1-50; Price Morgan 1-12; Micah Hudson 1-11; Kelby Valsin 1-7; Michael Dever 1-7.

TEAM STATISTICS	KSU	TECH
FIRST DOWNS	10	27
RUSHES-YARDS (NET)	34-64	42-230
PASSING YDS (NET)	165	371
Passes Comp-Att-Int	11-25-1	27-38-0
TOTAL OFFENSE PLAYS-YARDS	59-229	80-601
Fumble Returns-Yards	0-0	1-0
Punt Returns-Yards	0-0	3-34
Kickoff Returns-Yards	3-46	1-12
Interception Returns-Yards	0-0	1-55
Punts (Number-Avg)	8-39.2	2-44.0
Fumbles-Lost	2-1	1-1
Penalties-Yards	4-36	7-60
Possession Time	29:57	30:03
Third-Down Conversions	2-14	6-13
Fourth-Down Conversions	1-3	1-2
Red-Zone Scores-Chances	2-2	6-7
Sacks By: Number-Yards	0-0	3-14

SCORING SUMMARY

QTR	Time	Team	Scoring Play	Drive / Time
1st	11:53	TTU	Reggie Virgil 35-yard pass from Behren Morton (Stone Harrington kick)	8-78 / 3:07
1st	9:57	TTU	Cameron Dickey 2-yard run (Upton Bellenfant kick)	3-12 / 1:00
1st	6:31	TTU	Coy Eakin 42-yard pass from Behren Morton (Harrington kick)	4-75 / 0:58
2nd	14:19	TTU	Upton Bellenfant 23-yard field goal	8-32 / 1:42
2nd	10:24	TTU	Cameron Dickey 1-yard run (Harrington kick)	7-45 / 2:51
2nd	8:35	TTU	Skyler Gill-Howard 55-yard interception return (Bellenfant kick)	--
2nd	1:48	TTU	Stone Harrington 47-yard field goal	9-15 / 3:10
2nd	0:12	TTU	Reggie Virgil 3-yard pass from Behren Morton (Bellenfant kick)	4-60 / 0:31
3rd	5:06	TTU	Bryson Jones 38-yard pass from Will Hammond (Harrington kick)	4-57 / 1:16
4th	12:11	KSU	Dru DeShields 10-yard rush (Will Hryszko kick)	7-83 / 3:43
4th	10:20	KSU	Cade Wolford 16-yard pass from Dru DeShields (Hryszko kick)	3-31 / 1:27
4th	6:49	TTU	Will Hammond 13-yard run (Bellenfant kick)	8-75 / 3:31

THE PREVIOUS MATCHUP
TEXAS TECH 15, OREGON STATE 14

Date: Sept. 26, 1959
Location: Lubbock, Texas | Attendance: 20,000

The following recap appeared in the 1960 Texas Tech La Ventana yearbook following the 1959 season.

Kenneth Talkington, the man of the hour throughout the '59 campaign, left the fans limp on Sept. 28, when he passed and kicked Texas Tech to a 15-14 win over the Oregon State Beavers in Lubbock.

As a hoarse crowd of 20,000 fans screamed their lungs out, Ken rammed across the Beaver 1-yard line with only 43 seconds on the clock, then toed through the extra point to keep the Red Raiders on the unbeaten list.

Oregon State, power with single-wing transmission, ran up two touchdowns in the second quarter and things looked bad for Weaver's kids. But the Red Men came back with a fury, not often seen in these parts, to take over the game in the third period and prepare the crowd for the wild and wonderful finish.

SCORING SUMMARY

Team	1Q	2Q	3Q	4Q	Final	Rush	Pass	Total
Oregon State	0	14	0	0	14	173	8	181
Texas Tech	0	0	8	7	15	41	180	221

Oregon State - Gilmore 7-yard run (Kasso run); Kasso 9-yard run; Texas Tech - Talkington 2-yard run (Turner pass from Talkington); Talkington 1-yard run (Talkington kick).

SERIES SUPERLATIVES

300-YARD PASSING GAMES

Name	Date	C-A	Yards	TDs
Stats unavailable				

100-YARD RUSHING GAMES

Name	Date	Att.	Yards	TDs
Stats unavailable				

100-YARD RECEIVING GAMES

Name	Date	Rec.	Yards	TDs
Stats unavailable				

JOEY MCGUIRE FILE

Hometown	Crowley, Texas
Education	Texas-Arlington '95 (Kinesiology)
Wife	Debbie
Children	Daughter: Raegan; Son: Garret

COACHING HISTORY

Year	Position
2022-present	Texas Tech Head Coach
2020-21	Baylor Assoc. Head Coach (Outside Linebackers)
2019	Baylor Associate Head Coach (Defensive Ends)
2017-18	Baylor Assistant Coach (Tight Ends)
2003-16	Cedar Hill High School Head Coach
1997-02	Cedar Hill High School Assistant Coach
1995-96	Crowley High School Assistant Coach

BOWL GAMES (6)

2024	AutoZone Liberty Bowl
2023	Radiance Technologies Independence Bowl
2022	TaxAct Texas Bowl
2021	Allstate Sugar Bowl*
2019	Allstate Sugar Bowl
2018	Academy Sports + Outdoors Texas Bowl

* bowl came after he already accepted the Texas Tech position.

RECORD vs. OPPONENTS

Opponent	Overall	Home	Away	Neutral
Abilene Christian	1-0	1-0	0-0	0-0
Arizona	1-0	0-0	1-0	0-0
Arizona State	1-0	1-0	0-0	0-0
Arkansas	0-0	0-0	0-0	0-1
Arkansas-Pine Bluff	1-0	1-0	0-0	0-0
Baylor	1-2	0-2	1-0	0-0
BYU	0-1	0-0	0-1	0-0
California	1-0	0-0	0-0	1-0
Cincinnati	1-0	1-0	0-0	0-0
Colorado	0-1	0-1	0-0	0-0
Houston	2-0	2-0	0-0	0-0
Iowa State	2-0	0-0	2-0	0-0
Kansas	2-0	1-0	1-0	0-0
Kansas State	0-2	0-1	0-1	0-0
Kent State	1-0	1-0	0-0	0-0
Murray State	1-0	1-0	0-0	0-0
N.C. State	0-1	0-0	0-1	0-0
North Texas	1-0	1-0	0-0	0-0
Oklahoma	1-0	1-0	0-0	0-0
Oklahoma State	1-1	0-0	1-1	0-0
Ole Miss	1-0	0-0	0-0	1-0
Oregon	0-1	0-1	0-0	0-0
Tarleton State	1-0	1-0	0-0	0-0
TCU	1-2	1-0	0-2	0-0
Texas	1-1	1-0	0-1	0-0
UCF	1-0	1-0	0-0	0-0
Washington State	0-1	0-0	0-1	0-0
West Virginia	2-1	2-0	0-1	0-0
Wyoming	0-1	0-0	0-1	0-0

RECORD vs. CONFERENCES

Conference	Overall	Home	Away	Neutral
American	2-0	2-0	0-0	0-0
ACC	0-1	0-0	0-1	0-0
Big Ten	0-0	0-0	0-0	0-0
Big 12	16-11	10-4	6-7	0-0
Conference USA	0-0	0-0	0-0	0-0
FBS Independents	0-0	0-0	0-0	0-0
Mid-American	1-0	1-0	0-0	0-0
Mountain West	0-1	0-0	0-1	0-0
Pac-12	1-2	0-1	0-1	1-0
SEC	1-1	0-0	0-0	1-1
Sun Belt	0-0	0-0	0-0	0-0
FCS Opponents	4-0	4-0	0-0	0-0



HEAD COACH JOEY MCGUIRE

THE HALL OF FAMER

- There likely isn't a power conference football program in the state of Texas with better ties to its high school coaches than at Texas Tech as McGuire hired six members of his charter coaching staff who have ties to the Texas High School Coaches Association (THSCA). McGuire, himself, is already a legend at the prep level as a member of the THSCA Hall of Honor and the Texas High School Football Hall of Fame.
- McGuire, owner of three state titles as head coach of Cedar Hill High School in the Dallas-Fort Worth metroplex, was inducted into the THSCA Hall of Honor (THSCA) in 2020 and then the Texas High School Football Hall of Fame in 2022 in the months after accepting the Texas Tech position. McGuire is still an avid speaker at the annual THSCA Convention and regularly hosts clinics for high school coaches each year.

NOT THE ONLY COACH IN THE FAMILY

- Texas Tech will have a second member of the McGuire family on its sidelines this season with Garret McGuire joining the staff as running backs coach. The younger McGuire previously played under his father at quarterback at Cedar Hill High School before enjoying four years as a backup quarterback at Baylor. He joined the coaching profession immediately after, serving as an offensive assistant with the NFL's Carolina Panthers (2021-22) and then as the wide receivers coach for Nebraska the past two seasons (2023-24).
- Garret isn't the only McGuire building an impressive career, either, as Raegan McGuire is a fashion designer for AMUR in New York City. Her designs have been worn by several high-profile figures, including Natalie Biden, the granddaughter of President Joe Biden, as well as Taylor Swift during her spring 2023 Eras Tour.

AN NFL FRONT OFFICE

- Under McGuire, Texas Tech's personnel department resembles an NFL front office, a first-in-its-kind approach in the world of college football. Texas Tech's personnel department is overseen by James Blanchard, who began the rise of the general manager role in college football soon after joining McGuire in Lubbock as his first hire after accepting the Texas Tech position.
- Few, if any, general managers across college football have the autonomy Blanchard enjoys under McGuire. Blanchard and his staff are responsible for identifying every prospect Texas Tech ultimately offers a scholarship opportunity, allowing McGuire and his coaching staff to prioritize player development and opponent scouting, especially during the season.
- The setup has helped Texas Tech land several of the nation's top recruits, especially in the lucrative footprint of the state of Texas. The Red Raiders began McGuire's tenure with a 2023 class that ranked as high as No. 23 by Rivals, its highest recruiting record in more than a decade. Texas Tech followed with another highly-rated class in 2024, which led the Big 12 and again ranked as high as No. 23 overall nationally.
- For McGuire, the Red Raiders have consistently prioritized recruiting the top high school talent in Texas, leaning into his staff's ties to the high school coaches throughout the state. Texas Tech has complemented that approach with several additions via the transfer portal where McGuire and his staff have delivered successful results via the likes of All-Big 12 selections like linebacker Jacob Rodriguez, wide receiver Josh Kelly, tight end Jalin Conyers and defensive back C.J. Baskerville, among others. Texas Tech landed On3's top transfer portal class this offseason as McGuire and his staff landed 21 newcomers to an already talented roster.



THE BRAND

The core tenant under McGuire revolves around The Brand, which stands for his desire that the Red Raiders be the "toughest, hardest-working, most-competitive team in the country." On his final interview for the Texas Tech position, McGuire described his vision for the Red Raider program using The Brand, which President Lawrence Schovanec said "describes West Texas."



WHAT'S NEXT!

Step into any Texas Tech practice and the phrase "What's Next" is one you'll hear early and often. No matter if something good or bad happens on the field, McGuire and his staff stress a "What's Next!" mentality, emphasizing that the focus should be on the next play or rep. And for reference, the phrase is always a statement, never a question, as evidenced by its exclamation point at its end.



TAKE THREE UNIVERSITY

McGuire, a defensive coach at heart, heavily utilizes the phrase "Take Three" as a program. The phrase has transformed into a rallying cry from the defense with in-house video production signaling "one," "two" or "three" each time the Red Raiders create a takeaway. McGuire, prior to each game, regularly wears a t-shirt designed for the defense that says "Take Three University."





THE UNOFFICIAL HOME OF THE THSCA

Since his hire as Texas Tech’s head coach, Joey McGuire has made it a point to brand the Red Raiders the “unofficial home of the Texas High School Coaches Association.” Already a Hall of Famer, himself, McGuire has hired a staff filled with experience at both the collegiate and high school levels, with five assistant coaches who have previous ties to the THSCA as well as a slew of support staff members.

That list includes associate head coach and special teams coordinator Kenny Perry (Bowie, Halton City and Sam Houston H.S.), offensive coordinator Mack Leftwich (Kirkland H.S.), offensive run game coordinator Josh Cochran (Lindale H.S.), offensive passing game coordinator Justin “Juice” Johnson (Plano West and Berkner H.S.) and defensive line coach Zarnell Fitch (Lincoln H.S.). Five support staff members also have THSCA experience in assistant defensive backs coach Jah’Shawn Johnson (Ennis H.S.), assistant linebackers coach Taylor Young (Richardson H.S.), Director of Player Personnel Brian Nance (Temple H.S.), Director of Player Development Dave Martin (Cedar Hill) and assistant strength coach Brandon Stevenson (Midland Christian and Lake County Christian H.S.).

Texas Tech defensive coordinator Shiel Wood and senior defensive analyst Jack Teachey, meanwhile, both have experience at the high school level on the East Coast.

RECORD BREAKDOWN

	2025	Big 12	McGuire
Overall	2-0	0-0	25-16
at Jones AT&T Stadium	2-0	0-0	17-5
in Away Games	0-0	0-0	6-10
in Neutral Site Games	0-0	0-0	2-1
Day Games	1-0	0-0	12-7
Night Games (6 p.m. start or later)	1-0	0-0	13-9
vs. Top 25 teams	0-0	0-0	4-7
vs. Top 10 teams	0-0	0-0	1-3
vs. Unranked Teams	2-0	0-0	21-9
Scoring first	2-0	0-0	20-5
Opponents score first	0-0	0-0	5-11
Leading at halftime	2-0	0-0	20-4
Trailing at halftime	0-0	0-0	3-12
Tied at halftime	0-0	0-0	2-0
Leading after third quarter	2-0	0-0	24-3
Trailing after third quarter	0-0	0-0	1-11
Tied after third quarter	0-0	0-0	0-2
Overtime games	0-0	0-0	4-1

Scoring less than 20 points	0-0	0-0	2-6
Scoring 20-29 points	0-0	0-0	3-5
Scoring 30-39 points	0-0	0-0	6-5
Scoring 40-49 points	0-0	0-0	6-0
Scoring 50+ points	2-0	0-0	8-0

Allowing less than 20 points	2-0	0-0	10-0
Allowing 20-29 points	0-0	0-0	9-3
Allowing 30-39 points	0-0	0-0	2-8
Allowing 40+ points	0-0	0-0	4-5

Rushing for less than 100 yards	0-0	0-0	0-2
Rushing for 100-199 yards	0-0	0-0	15-13
Rushing for 200+ yards	2-0	0-0	10-1
Passing for less than 300 yards	0-0	0-0	14-11
Passing for 300-399 yards	2-0	0-0	8-5
Passing for 400+ yards	0-0	0-0	3-0

Less than 300 yards of total offense	0-0	0-0	1-1
Totaling 300-399 yards of offense	0-0	0-0	6-6
Totaling 400-499 yards of offense	0-0	0-0	8-8
Totaling 500-599 yards of offense	0-0	0-0	7-1
Totaling 600+ yards offense	2-0	0-0	3-0

Allowing less than 100 yards rushing	2-0	0-0	9-1
Allowing 100-199 yards rushing	0-0	0-0	12-7
Allowing 200+ yds rushing	0-0	0-0	4-8
Allowing less than 200 yards passing	2-0	0-0	4-8
Allowing 200-299 yards passing	0-0	0-0	12-5
Allowing 300-399 yards passing	0-0	0-0	6-3
Allowing 400+ yards passing	0-0	0-0	3-0

Allowing less than 300 yards offense	2-0	0-0	4-3
Allowing 300-399 yards offense	0-0	0-0	7-2
Allowing 400-499 yards of offense	0-0	0-0	8-8
Allowing 500+ yards of offense	0-0	0-0	6-3

Leading turnover margin	2-0	0-0	16-3
Trailing turnover margin	0-0	0-0	5-13
Tied in turnover margin	0-0	0-0	4-0

Having 0 takeaways	0-0	0-0	3-7
Having 1 takeaway	1-0	0-0	7-6
Having 2 takeaways	1-0	0-0	8-2
Having 3 or more takeaways	0-0	0-0	7-1

Having 0 turnovers	1-0	0-0	8-1
Having 1 turnover	1-0	0-0	10-3
Having 2 turnovers	0-0	0-0	5-3
Having 3 or more turnovers	0-0	0-0	2-9

Leading in time of possession	1-0	2-3	14-7
When trailing in time of possession	1-0	4-0	11-9

SUCCESS IN BIG 12 PLAY

- Texas Tech has ranked among the most-consistent Big 12 programs during Joey McGuire’s three seasons as head coach, winning 16 conference games in that span. In fact, the Red Raiders are joined by Kansas State as the only two Big 12 programs to boast an above-.500 conference record in each of the past three seasons, regardless of league affiliation.
- McGuire has returned the Red Raiders to being one of the Big 12’s most competitive teams as Texas Tech was 5-4 in each of his first two seasons and then 6-3 in 2024. Prior to his debut 2022 season, Texas Tech had not recorded a winning conference record since 2009 as the Red Raiders were a combined 36-71 (.336) in the 12 years before McGuire’s arrival with no seasons of at least a .500 record.
- Prior to his arrival, Texas Tech had finished with at least five conference wins in three straight years only once in its history from 1995-97 while transitioning from the Southwest Conference to the Big 12. That stretch coincided with a seven-year period with a winning conference record from 1991-97.
- Dating back to Texas Tech’s acceptance into the Southwest Conference in 1960, McGuire is one of only two head coaches in history to win 16 or more league games in his first 27 games, joining the likes of Jim Carlen. Carlen was also 16-11 at the same point in his tenure, which spanned the 1970-74 seasons. Steve Sloan also had a strong league record early in his tenure, finishing 15-8 overall in Southwest Conference play during his three seasons from 1975-77.

TECH HEAD COACHES OVER FIRST 27 LEAGUE GAMES

Name	Years	Record
Jim Carlen	1970-73	16-11
Joey McGuire	2022-present	16-11
Steve Sloan	1975-77	15-8*

* resigned with only 23 conference games in his tenure.

BIG 12 LEADERS FOR CONFERENCE WINS SINCE 2022

Team	Wins
Kansas State	18
TCU	18
Texas Tech	16
Iowa State	15
Utah*	14
West Virginia	14
Arizona*	12
Baylor	12
Kansas	12

* wins include totals from tenure in Pac-12 Conference.

ONE OF THE QUICKEST TO 23 WINS

- Joey McGuire improved to a 24-16 record as head coach of the Red Raiders in the season opener, which ranks among the best starts to a tenure in school history. Below is a breakdown of head coaching records through 40 games at Texas Tech.

HEAD COACHING RECORDS THROUGH 41 CAREER GAMES

Name	Record (41)	Game No. 42 Result
E.Y. Freeland*	21-10-6*	--
Grady Higgenbotham*	1-7-2*	--
Pete Cawthon	27-13	W, vs. Baylor
Dell Morgan	20-20-1	W, at South Plains AAF
DeWitt Weaver	25-14-2	W, vs. Tulsa
JT King	16-24-1	W, vs. Kansas
Jim Carlen	25-16	W, vs. SMU
Steve Sloan*	23-12*	--
Rex Dockery	15-16-2*	--
Jerry Moore	12-27-2	T, vs. TCU
David McWilliams*	7-4*	--
Spike Dykes	22-18-1	L, vs. No. 8 Miami
Mike Leach	25-16	L, at N.C. State
Tommy Tuberville*	20-17*	--
Kliff Kingsbury	21-20	W, vs. Kansas
Matt Wells*	13-17*	--
Joey McGuire	25-16	--

* designates head coaches who did not reach 40 games.

* indicates final record as Texas Tech’s head coach

NEWS & NOTES ON MCGUIRE...

- McGuire is only the second head coach in program history to lead the Red Raiders to bowl games in each of his first three seasons, joining the late Mike Leach, who pushed Texas Tech to a bowl game in each of his 10 seasons.
- Texas Tech has hit the 40-point mark 14 times during McGuire’s tenure as the Red Raiders are a perfect 14-0 in those games during his three-plus seasons.
- There is defense in West Texas as Texas Tech is 16-1 overall under McGuire when holding opponents to 25 or fewer points. Texas Tech has limited its opponents to 25 or fewer points 10 times during Big 12 play under McGuire and has done so in each of its two bowl victories.
- Texas Tech recorded six Big 12 wins during the 2024 season, marking the third time the Red Raiders have done so since joining the league in 1996. McGuire joins Steve Sloan as the only head coaches to win six conference games within their first three seasons in school history after Sloan pushed Texas Tech to a 7-1 mark in SWC play in 1976.

ON THIS DATE IN HISTORY

TEXAS TECH 43, SMU 7

Date: Sept. 13, 2008

Location: Lubbock, Texas | Jones AT&T Stadium

Attendance: 53,383

Sept.
13



Recap (AP): Graham Harrell threw for 418 yards and five touchdowns, three to Michael Crabtree, to help No. 12 Texas Tech rout SMU 43-7 on Saturday night.

SMU and first-year coach June Jones were overmatched from the outset and turnovers - five interceptions - hurt the Mustangs mightily. Safety Daniel Charbonnet had three interceptions to set a Texas Tech record for a game.

Harrell, coming off his worst game in two years in last week's 35-19 win over Nevada, completed 31 of 48 passes. He threw TD passes of 23, 47, 50, 7 and 44. Crabtree had his best game of the season, catching eight passes for 164 yards.

Harrell and Crabtree went out with about 12 minutes remaining in the game. Harrell was replaced by Taylor Potts. Harrell's five touchdown passes gave him 97 for his career, pushing him past former Red Raiders quarterback Kliff Kingsbury, who had 95 between 1999 and 2002.

Defensively, Daniel Charbonnet set a Texas Tech single-game record with three interceptions. Jamar Wall and Darcel McBath added an interception each as well.

STATS LEADERS

PASSING	C/ATT	Yds	TD	INT
Graham Harrell	31/48	418	5	0

RUSHING	CAR	Yds	TD
Baron Batch	10	98	1
Shannon Woods	13	86	0

RECEIVING	REC	Yds	TD
Michael Crabtree	8	164	3
Detron Lewis	5	87	1
Baron Batch	5	71	0

DEFENSE	TKL	TFL-Yds	Sack-Yds	INT
McKinner Dixon	7	1.0-7	1.0-7	0
Darcel McBath	5	0.0-0	0.0-0	1
Daniel Charbonnet	2	0.0-0	0.0-0	3

TEXAS TECH ALL-TIME ON SEPT. 13

Year	Opponent	Result
1975	Florida State	W, 31-20
1980	No. 15 North Carolina	L, 3-9
1986	at No. 2 Miami	L, 11-61
1990	No. 18 Houston	L, 35-51
1997	Southwestern Louisiana	W, 59-14
2008	SMU	W, 43-7
2014	Arkansas	L, 28-49

RED RAIDER NOTEBOOK

NON-CONFERENCE SUCCESS AT HOME

- The Red Raiders have been dominant against non-conference foes at home over the last two decades as Texas Tech has won 45 of its last 47 non-conference games inside Jones AT&T Stadium, dating back to the 2002 season. The two losses during that span were against Arkansas in 2014 and then to Oregon in the 2023 home opener. The Red Raiders are an impressive 52-3 overall in non-conference home games since moving to a spread offense in 2000.
- Texas Tech enters this weekend having won each of its last 18 non-conference games at home against an unranked opponent. The Red Raiders have not dropped a non-conference game during the regular season at home to an unranked foe since their loss to Arkansas in 2014.
- Texas Tech has not lost a regular-season game to an unranked non-power four conference opponent since North Texas shocked the Red Raiders in the third game of the 1999 season. The Red Raiders have won 49 consecutive home games against unranked Group of Five or FCS opponents since that loss.

RED RAIDERS IN THE POLLS

- Texas Tech moved to No. 20 in the AFCA coaches poll this week and No. 21 in the Associated Press rankings following its 62-14 victory over Kent State. The Red Raiders have been ranked inside the top 25 of both major polls every week thus far this season.
- The Red Raiders entered the 2025 season ranked inside the top 25 of both major polls for the first time since 2008 as the Red Raiders were No. 23 in the Associated Press poll and No. 24 in the AFCA coaches poll. Texas Tech was previously ranked No. 24 in the 2023 AFCA preseason poll before falling out after a season-opening loss at Wyoming.
- It was the first time the Red Raiders had appeared in the Associated Press poll since Sept. 23, 2018, when Texas Tech was No. 24 nationally after starting its season 3-1 overall with wins over Lamar, Houston, and at No. 15 Oklahoma State and the lone loss coming in the opener to Ole Miss.

TECH SET FOR THREE-STRAIGHT AT HOME

- Texas Tech will wrap a three-game homestand to start the season this weekend, a rarity of sorts for the Red Raiders, who have started only nine seasons previously with three-straight home games in their now 100-year history.
- This is only the second time since the Red Raiders joined the Big 12 Conference in 1996 that Texas Tech has opened its season with three-consecutive home games. The Red Raiders also did so in 2005 with three-straight home routs of Florida International, Sam Houston State and Indiana State. Texas Tech previously opened the Mike Leach era in 2000 by defeating New Mexico, Utah State and North Texas in consecutive weeks.
- Until Leach's hiring in 2000, Texas Tech had not previously started a season with three in a row at home since 1980 under then head coach Rex Dockery. Prior to that, it had been since 1968 that Texas Tech fans enjoyed three-consecutive home games to start a season. The trend was more common in Texas Tech's early years as the Red Raiders - then the Matadors - played three consecutive home games to start the 1925, 1930, 1932, 1934 and 1944 seasons.
- Texas Tech will follow the three-game homestand with road trips to Utah and Houston to start Big 12 play, marking the first time since 2021 and the fifth time in history that the Red Raiders will be away from home for their first two conference games. Prior to the 2021 season, Texas Tech was previously sent on the road for the first two Big 12 games during the 2002, 2004 and 2014 campaigns.

HOME SWEET HOME

- Texas Tech's three-game homestand to start the season is part of a seven-game slate inside Jones AT&T Stadium. This is the 14th time in program history and the third time in a four-year span that Tech has hosted seven games in a season, continuing its recent trend of prioritizing home games. The Red Raiders are slated to host seven home games in two of the next three seasons with the lone exception being in 2027.
- The Red Raiders have protected Jones AT&T Stadium to the tune of a 17-5 record under Joey McGuire, which includes a 7-1 mark in non-conference play. Texas Tech is tied with Kansas State for the highest home winning percentage among Big 12 members since McGuire was hired in 2022.

BEST BIG 12 HOME WINNING PERCENTAGES SINCE 2022		
School	W-L	Pct.
1. Texas Tech	17-5	.773
Kansas State	17-5	.773
3. BYU	15-5	.750
Utah	15-5	.750
5. TCU	14-5	.737

RED RAIDERS IN ONE-POSSESSION GAMES

- Texas Tech has ranked among the most successful teams in the country for one-possession games since hiring Joey McGuire in 2022. In fact, the Red Raiders are 13-4 in one-possession games under McGuire, a drastic improvement for a program that was only a combined 13-20 in the seven seasons prior to his arrival. Texas Tech was 4-0 in one-possession games during McGuire's debut season in 2022 before finishing 3-3 in 2023 and 6-1 a year ago.
- Among teams nationally with at least eight one-possession games since 2022, Texas Tech leads the Big 12 and ranks seventh with a .765 winning percentage. The Red Raiders rank third in the Big 12 with 17 total one-possession games during that span, trailing only Iowa State (20) and Kansas State (19).
- Texas Tech is an impressive 8-1 at home in one-possession games under McGuire, with the lone loss coming early in the 2023 season to No. 13 Oregon. The Red Raiders are 5-3 on the road, including three wins this past season at Arizona, Iowa State and Oklahoma State. Texas Tech also won a one-possession game at Iowa State in 2022 and at Kansas in 2023.
- There are three other Big 12 teams that have found themselves in tight games similar to the Red Raiders over the previous three seasons. The Red Raiders lead those three - Iowa State, Kansas and TCU - in win percentage.

FBS LEADERS IN ONE-POSSESSION WINNING % SINCE 2022		
School	TOTAL GMS	W-L (%)
1. Coastal Carolina	11	10-1 (.909)
2. Tennessee	8	7-1 (.875)
3. Michigan	12	10-2 (.833)
4. Ohio	14	11-3 (.786)
Tulane	14	11-3 (.786)
6. Georgia	9	7-2 (.778)
7. Texas Tech	17	13-4 (.765)
8. LSU	12	9-3 (.750)

BIG 12 LEADERS FOR ONE-POSSESSION GAMES SINCE 2022		
School	TOTAL GMS	W-L (%)
1. Iowa State	20	10-10 (.500)
2. Kansas State	19	9-10 (.474)
3. Texas Tech	17	13-4 (.765)
TCU	17	10-7 (.588)
5. Kansas	16	6-10 (.375)
6. Oklahoma State	15	8-7 (.533)



THE NATION'S TOP TRANSFER CLASS

Texas Tech landed On3's top transfer portal class following the 2024 season as Joey McGuire and his staff signed 21 transfers to add to an already-talented list of returners. The class, which also ranked in the top five nationally by ESPN, The Athletic and 247Sports, delivered 10 players who were ranked among the top-100 portal entrees by one of the four publications.

TEXAS TECH PORTAL CLASS RANKINGS

Name, Pos.	ESPN	The Athletic	247Sports	On3
David Bailey, OLB	9	3	12	10
Howard Sampson, OL	18	18	14	26
Lee Hunter, DL	19	20	62	33
Romello Height, OLB	32	53	27	50
Hunter Zambrano, OL	46	90	39	46
Reggie Virgil, WR	49	49	--	104
Brice Pollock, CB	85	79	--	97
Terrance Carter Jr., TE	86	36	--	117
Cole Wisniewski, S	--	95	--	--
Quinten Joyner, RB	--	--	145	93
Will Jados, OL	--	--	53	--



A FAMILY AFFAIR

- There are several family ties on this year's Texas Tech roster, with two sets of brothers as well as the father-son dynamic on the coaching staff with Joey McGuire and running backs coach Garret McGuire. The two sets of brothers come from different sides of the ball in sophomore running back Quinten Joyner and true freshman safety Quintaelyn Joyner, as well as junior wide receiver Price Morgan and redshirt freshman safety Peyton Morgan.
- Texas Tech will also see two brothers face each other to close non-conference play with sophomore wide receiver Kelby Valsin going head-to-head with Jimmy Valsin III, a senior wide receiver at Oregon State.

THE BIG 12 LEADER IN BOWL APPEARANCES

- Texas Tech entered the 2025 campaign as the Big 12 Conference's leader in total bowl appearances, as the Red Raiders have made 42 in their history, including one in each of the last four seasons. Tech ranks tied for 20th nationally in all-time bowl appearances as the Red Raiders have one more than fellow Big 12 member BYU and two more than West Virginia.
- Texas Tech is currently in the midst of its longest bowl streak since its 2000-10 stretch, primarily under Mike Leach. That 11-year run represents the only time in program history that Texas Tech has made the postseason in five consecutive seasons. This is the third time in program history the Red Raiders have reached a bowl game in four-straight years, as Texas Tech also did so from 1993-96 under Spike Dykes.
- Joey McGuire is the first head coach in program history to lead the Red Raiders to a bowl appearance in each of his first three seasons. Texas Tech is 2-1 in bowl games under McGuire after topping Ole Miss in the 2022 TaxAct Texas Bowl and Cal in the 2023 Independence Bowl, while falling this past season to Arkansas in the AutoZone Liberty Bowl.

BIG 12 LEADERS IN ALL-TIME BOWL APPEARANCES

School	Appearances
1. Texas Tech	42
2. BYU	41
3. West Virginia	40
4. TCU	37
5. Oklahoma State	34
Arizona State	34
7. Colorado	31
8. Houston	30

HARRELL TO THE RING OF HONOR

- Texas Tech will induct its 12th member to the prestigious Ring of Honor on Oct. 28 when Graham Harrell's name is unveiled on the West Stadium Building at Jones AT&T Stadium at halftime of the Oklahoma State game. Harrell's name will forever be honored alongside Donny Anderson (2012), E.J. Holub (2012), Dave Parks (2012), Gabe Rivera (2014), Zach Thomas (2016), Michael Crabtree (2021), Patrick Mahomes II (2022), Thomas Howard, Andre Tillman and Wes Welker (2024).
- Harrell was previously selected this past January to the 2025 class of the NFF College Football HOF as he will be inducted Dec. 9. He will become the seventh Red Raider in program history to be inducted into the CFB Hall of Fame.

SEASON TICKETS SOLD OUT AGAIN

- Texas Tech sold out of season tickets for the third-consecutive season in early May as Red Raider fans purchased more than 33,000 season passes for the 2025 campaign. This total does not include seats reserved for Texas Tech's student body, either. Texas Tech also sold out its entire premium seating inventory in all areas of Jones AT&T Stadium, which includes more than 100 luxury suites and 1,600 club seats.
- Texas Tech has added more than 14,000 season tickets since McGuire's hiring in November 2021. Texas Tech previously sold 28,000 season tickets for McGuire's debut season in 2022, which, like this year's total, ranks among the top-10 highest season ticket counts in program history.
- Texas Tech has played in front of a sold-out crowd in each of its first two home games of the season, as 60,229 fans were on hand for both the Arkansas-Pine Bluff and Kent State wins. The Red Raiders are already scheduled for one other advanced sellout this season on Oct. 25 against Oklahoma State. Tickets remain in limited quantities for Oregon State.

TEXAS TECH GAME-BY-GAME ATTENDANCE

Date	Opponent	Attendance
Aug. 30	Arkansas-Pine Bluff	60,229*
Sept. 6	Kent State	60,229*
Sept. 13	Oregon State	--
Oct. 4	Kansas	--
Oct. 25	Oklahoma State^	--
XXX	BYU	--
XXX	UCF	--
* designates sellouts		
^ designates games that are already sold out		

THE BRAND NUMBER



Here at Texas Tech, there is only one available jersey number that is protected: No. 3. The jersey represents the player or players who best represent the core tenets of "The Brand," which represents Texas Tech's daily quest to be the "toughest, hard-working, most competitive team in the country."

The Red Raiders have two players wearing the jersey this season in returning linebacker Bryce Ramirez and wide receiver Coy Eakin. Ramirez was awarded the jersey prior to the 2023 season in recognition of his determination and leadership in response to a catastrophic leg injury suffered the year before at N.C. State.

Eakin, meanwhile, is coming off his best season as a Red Raider as he caught 49 passes for 652 yards and a team-leading seven touchdowns as only a sophomore this past season. He has 85 catches now for his Red Raider career, totaling 1,068 yards and nine touchdowns in 27 games. Eakin finished as Texas Tech's third-leading receiver this past season, trailing only departed senior Josh Kelly and returning senior Caleb Douglas. Eakin will move to Kelly's previous spot in Texas Tech's inside receiver position beginning this spring under new offensive coordinator Mack Leftwich.

In addition to representing the standards of "The Brand," the No. 3 jersey is designated to honor the life of the late Luke Siegel, who passed in August 2021 after inspiring countless others across the nation with his fighting spirit in the wake of a golf-cart accident. The No. 3 represented Siegel's favorite number.

DEGREES EARNED

The Red Raiders will enter the 2025 season with 21 student-athletes who are current college graduates, including 12 who earned their degree from Texas Tech University.

Name	Degree
Roy Alexander	Sociology*
David Bailey	Science, Technology, and Society*
Davion Carter	Interdisciplinary Studies
Chief Collins	Management
Luke Dillingham	Criminology
Gage Elder	University Studies
Charles Esters III	Management
Mitch Griffis	Elementary Education*
Romello Height	American Popular Culture*
Lee Hunter	General Studies*
Will Jados	Information Technology*
Jurrien Loftin	Economics
Trent Low	Finance
A.J. McCarty	University Studies
Behren Morton	University Studies
Bryce Ramirez	Information Technology
Jacob Rodriguez	General Studies
Vinny Sciury	Communication Studies*
Haydon Wiginton	Sport Management
Cole Wisniewski	Business Administration*
Hunter Zambrano	Interdisciplinary Studies*

* indicates degree earned prior to arrival at Texas Tech

MORTON CHASING HISTORY

CAREER PASSING YARDS

Name (Years)	Yards
1. Graham Harrell (2005-08)	15,793
2. Kliff Kingsbury (1999-02)	12,429
3. Patrick Mahomes II (2014-16)	11,252
4. Seth Doege (2009-12)	8,646
5. Robert Hall (1990-93)	7,908
6. Taylor Potts (2007-10)	7,835
7. Zebbie Lethridge (1994-97)	6,789
8. Billy Joe Tolliver (1985-88)	6,756
9. Behren Morton (2021-pres.)	6,668
10. B.J. Symons (2000-03)	6,378

CAREER PASSING TOUCHDOWNS

Name (Years)	TDs
1. Graham Harrell (2005-08)	134
2. Kliff Kingsbury (1999-02)	95
3. Patrick Mahomes II (2014-16)	93
4. Seth Doege (2009-12)	69
5. Taylor Potts (2007-10)	62
6. B.J. Symons (2000-03)	59
7. Behren Morton (2021-pres.)	56
8. Robert Hall (1990-93)	48
9. Davis Webb (2013-15)	46
10. Zebbie Lethridge (1994-97)	42

CAREER PASSING ATTEMPTS LEADERS

Name (Years)	Att.
1. Graham Harrell (2005-08)	2,062
2. Kliff Kingsbury (1999-02)	1,883
3. Patrick Mahomes II (2014-16)	1,349
4. Seth Doege (2009-12)	1,187
5. Taylor Potts (2007-10)	1,106
6. Zebbie Lethridge (1994-97)	1,070
7. Billy Joe Tolliver (1985-88)	1,008
8. Robert Hall (1990-93)	997
9. Behren Morton (2021-pres.)	977
10. B.J. Symons (2000-03)	797

CAREER COMPLETION LEADERS

Name (Years)	Att.
1. Graham Harrell (2005-08)	1,403
2. Kliff Kingsbury (1999-02)	1,231
3. Patrick Mahomes II (2014-16)	857
4. Seth Doege (2009-12)	819
5. Taylor Potts (2007-10)	733
6. Behren Morton (2021-pres.)	608
7. B.J. Symons (2000-03)	554
8. Robert Hall (1990-93)	548
9. Zebbie Lethridge (1994-97)	519
10. Billy Joe Tolliver (1985-88)	493

CAREER 300-YARD PASSING GAMES

Name (Years)	Games
1. Graham Harrell (2006-08)	33
...	
7. Sonny Cumbie (2002-04)	10
Davis Webb (2013-15)	10
Robert Hall (1990-93)	10
10. Alan Bowman (2018-20)	9
11. Cody Hodges (2002-05)	8
Nic Shimonek (2015-17)	8
13. Jett Duffey (2017-19)	7
14. Behren Morton (2021-pres.)	6

MORTON PRIMED FOR STRONG SENIOR YEAR

There's been a misconception this offseason that Behren Morton isn't among the top returning quarterbacks in college football. The senior gunslinger, fully healthy for the first time since his redshirt freshman season, is coming off a gritty 2024 campaign where he threw for 3,335 yards and 27 touchdowns to only eight interceptions. In fact, he one of only six quarterbacks nationally to return this season after throwing for at least 3,000 yards and 20 touchdowns a year ago with eight or fewer interceptions.

MORTON AGAINST OTHER TOP QUARTERBACK RETURNERS

Name	SCHOOL	GP	Yards	TD	INT
Cade Klubnik	Clemson	14	3,639	36	6
Behren Morton	Texas Tech	12	3,335	27	8
Drew Allar	Penn State	16	3,327	24	8
John Mateer*	Oklahoma	12	3,139	29	7
Sawyer Robertson	Baylor	12	3,071	28	8
Maddux Madsen	Boise St.	14	3,018	23	6

* transferred to Oklahoma from Washington State after 2024 season.



OFFENSIVE NOTEBOOK

WINNING IS THE NAME OF THE GAME

- In the second episode of the Texas Tech documentary series "The Brand," Behren Morton details how he wants to be best remembered - a winner. Over the past two seasons, Texas Tech is 16-4 in games Morton starts and does not depart due to injury, which includes an 11-3 mark during Big 12 play.
- Of the three losses against Big 12 opponents, the Red Raiders were locked in a one-possession game in two of them - versus Kansas State in 2023 and at TCU in 2024 - when Morton departed the game due to injury at halftime. The lone exception of Morton not leaving in a one-possession game came in the 2023 regular-season finale at Texas.
- Overall, Morton has helped lead the Red Raiders to 17 wins over his first 26 career starts, marking the most for a Texas Tech quarterback since Graham Harrell pushed the Red Raiders to a combined 28 victories in his three seasons as a starter from 2006-08. Harrell will be inducted later this season into the Texas Tech Ring of Honor as well as the National Football Foundation College Football Hall of Fame.
- Morton, who took over as QB1 in the fifth game of the 2023 season, has finished with at least a 60 percent completion percentage in all but three of those 17 wins and was above 70 percent in six different victories against Baylor (73.1), TCU (77.8) and Kansas (76.0) in 2023, versus ACU (71.4) and North Texas (79.0) in 2024 and against UAPB (80.0) in the opener.

MORTON OFF TO A STRONG START

- Behren Morton has combined to throw for 459 yards and seven touchdowns this season despite not playing a full game thus far. In fact, Morton hasn't even combined to play a full game thus far. Morton departed the season opener versus Arkansas-Pine Bluff midway through the second quarter with the Red Raiders leading 37-0 and then at the half this past weekend against Kent State thanks to a 48-0 lead.
- Even with limited time, Morton has picked up where he left off from a year ago with his seven touchdown passes to no interceptions. Morton is one of nine FBS quarterbacks with at least seven passing touchdowns this season. Of that group, he is one of five who have failed to throw an interception, joining Boston College's Dylan Loneragan, Texas A&M's Marcel Reed, Baylor's Sawyer Robertson and Temple's Evan Simon.
- Over his last four starts dating back to the Oklahoma State and West Virginia wins last season, Morton has thrown for 1,219 yards and 13 touchdowns to only two interceptions with the Red Raiders winning all four games by an average of 38.3 points. He has only thrown multiple interceptions three times in his last 20 starts overall.

MORTON IN THE RECORD BOOK

- Behren Morton entered the season already ranked in the top 10 of several career categories in the Texas Tech record book, most notably for passing yards and touchdowns.
- Morton passed B.J. Symons (2000-03) for ninth all-time in career passing yards in the season opener versus Arkansas-Pine Bluff as he completed 16-of-20 passes for 201 yards and four touchdowns before departing with the lead easily in hand in the second quarter. Morton now has 6,668 passing yards over 35 games as a Red Raider, as he trails Billy Joe Tilliver (1985-88) by only 88 yards for eighth in program history and Zebbie Lethridge (1994-97) by 121 yards for seventh. It was the fourth time in Morton's career that he had thrown for four or more touchdowns.
- If Morton is able to build on his 2024 numbers this season, he would become only the fourth quarterback in Texas Tech history to throw for 10,000 yards in a career, potentially joining the likes of Graham Harrell (2005-08), Kliff Kingsbury (1999-02) and Patrick Mahomes II (2014-16). Morton will need another career year to do so, with at least 3,332 passing yards still needed to hit the 10,000-yard mark.
- With another strong season, however, Morton could end his Red Raider career ranked as high as fourth on Texas Tech's all-time passing chart. Seth Doege currently ranks fourth as he totaled 8,646 passing yards over his career after leading the Red Raider offense from 2009-12. His total is separated by 1,978 yards from Morton to this point.
- Morton has needed little time to find the end zone seven times through the air this season as he now has 56 scoring tosses over his career. He needs three touchdown passes to tie B.J. Symons (2000-03) for sixth all-time in program history and six to tie Taylor Potts (2007-10) for fifth place. Doege, now the offensive coordinator at Arizona, also ranks fourth in the category with 69 career touchdown passes.

EXPERIENCED STARTER

- Heading into the 2025 season, Behren Morton was one of 12 FBS quarterbacks who had made at least one start in three of the last three seasons (2022-2023-2024). Morton made his first career start as a redshirt freshman at Oklahoma State on Oct. 8, 2022, which was one of four starts that season before being sidelined after his fourth consecutive start in a row when he suffered an injury at TCU.
- Morton is one of five quarterbacks nationally who have made starts for the same team over three or more consecutive seasons, joining the likes of Jalon Daniels (Kansas), Nicholas Vattiato (Middle Tennessee), Chubba Purdy (Nevada) and Cade Klubnik (Clemson).



REPLACING TECH'S ALL-TIME RUSHER

- Texas Tech will have a significant void to fill at running back this season following the graduation of Tahj Brooks, who departed as the school's all-time leading rusher after back-to-back 1,500-yard rushing seasons. Brooks carried 286 times for 1,505 yards and 17 touchdowns a year ago to become the first Red Raider and only the third player in Big 12 history to rush for 1,500 yards twice in a career. He snapped the Texas Tech career rushing record previously set by Byron Hanspard, while finishing fourth all-time on the Big 12 rushing chart with 4,557 yards over 56 games played from 2020 to 2024.
- In his place, Texas Tech will rely on the sophomore tandem of J'Koby Williams and Cameron Dickey after the two shared backup responsibilities for most of the 2024 season. Texas Tech was fortunate to experience life in a post-Tahj Brooks world after he sat out the AutoZone Liberty Bowl to close the 2024 season. Williams earned the start against Arkansas, rushing for a career-high 123 yards and a touchdown, while Dickey added 74 rushing yards on a similar 15 carries.
- The duo has combined for 210 rushing yards and four touchdowns this season with Dickey carrying 21 times for 100 yards and three scores, while Williams has added 110 yards and a touchdown on 15 carries of his own. Redshirt freshman Adam Hill currently leads the team on the ground as he's entered in the second half each of the last two weeks, combining for 23 carries for 205 yards, including 127 yards this past weekend against Kent State.
- Tech made one offseason move to enhance its running back room by adding Quinten Joyner, who accumulated 603 career yards over two seasons, but was lost to a season-ending leg injury during preseason training camp.

RUSHING OFFENSE RETURNING/LOST FROM 2024	
Name	Net Gained 2024
Tahj Brooks (<i>graduated</i>)	1,505
J'Koby Williams (<i>entering Soph. season in '25</i>)	236
Cameron Dickey (<i>entering Soph. season in '25</i>)	225
Others	192

A WELCOME RETURN

- Davion Carter announced an unexpected return on Jan. 3 thanks to the NCAA granting an extra year of eligibility to all student-athletes who previously competed at a non-NCAA school for one or more years. Carter, who previously attended Northwest Mississippi Community College from 2020-21, has surrendered only two sacks over 1,539 opportunities during his three-plus FBS seasons at Memphis and Texas Tech.

LEFTWICH TAKES OVER OC DUTIES

- Texas Tech has a new offensive coordinator for the first time in Joey McGuire's tenure following the departure of Zach Kittley to accept the head coaching position at Florida Atlantic. In his place, McGuire landed Mack Leftwich, who had quickly developed into one of the fastest-rising offensive playcallers in college football following successful stints at both Incarnate Word and Texas State.
- Leftwich arrived at Texas Tech following two seasons at Texas State where he developed one of the nation's top offenses as the Bobcats led the Sun Belt Conference and ranked in the top 15 nationally for total offense and scoring during the 2023-24 campaigns. Texas State's success offensively pushed the Bobcats to their first two bowl appearances in school history and 16 combined victories.
- Leftwich inherited a Texas State offense that ranked 110th in the country for scoring at only 21.1 points per game prior to his arrival in 2022. He quickly changed that narrative, however, as Texas State used a balanced attack to average 36.7 points

IT STARTS UP FRONT

- Despite losing one of its stalwarts up front the past four seasons in Caleb Rogers (Raiders, 4th Round), the Red Raiders still entered 2025 with one of the most experienced offensive line units in the country with a combined 165 career starts.
- Texas Tech entered the season with the fourth-most combined career starts in the FBS thanks in part to its four transfers on the front line in Will Jados (39), Hunter Zambrano (26), Howard Sampson (12) and Cash Cleveland (4), who had combined for 81 starts prior to arriving in Lubbock.
- Texas Tech had four returning players who had starting experience entering this season in Davion Carter (35), Vinny Sciury (35), Sheridan Wilson (13) and Jacob Ponton (1), totaling 84 career starts between them.
- Texas Tech's starting five for the Arkansas-Pine Bluff opener were Sampson (LT), Jados (LG), Wilson (C), Carter (RG) and Ponton (RT). That collection had 111 career combined games between them and 100 career starts entering the season. Ponton, a redshirt freshman, got his first career start last time Texas Tech played, which was versus Arkansas in the Liberty Bowl and has continued to impress.

MOST GAMES STARTED, OFFENSIVE LINE UNITS	
Name	Career OL Starts
Virginia	213
Illinois	169
Kentucky	166
Texas Tech	165
Texas A&M	156
Florida State	150
UTSA	144
Oregon	143
Auburn	139

PLENTY OF OPTIONS AT RECEIVER

- While Texas Tech lost its leading receiver from a year ago in Josh Kelly, its second and third leading receivers return in Caleb Douglas and Coy Eakin. Eakin has moved to the slot to make room for Reggie Virgil on the outside, who transferred from Miami (Ohio). Tech will also have transfers Roy Alexander (UIC) and Terrance Carter Jr. (ULL). Between the five, they racked up 4,412 receiving yards in 2024 alone.
- Douglas enjoyed a breakout year in his first year as a Red Raider with 877 yards. Alexander led the transfer trio by recording 1,108 yards in 2024 at FCS Incarnate Word, followed by Virgil's 816 yards, while Carter had the seventh-most yards by an FBS tight end, racking up 689 yards.



per game in 2023 and then 36.5 points in 2024, easily its highest two single-season averages since the Bobcats joined the FBS level in 2012.

- Leftwich coached the quarterback position in each of his five seasons at Incarnate Word, helping identify three of the best in program history in Jon Copeland (2018-19), Cameron Ward (2020-21) and Lindsey Scott Jr. (2022). Ward, the No. 1 pick in the 2025 NFL Draft after finishing his career at Miami, combined for 6,908 passing yards and 71 touchdowns during his two seasons, which remain the most in school history.

THE OFFENSIVE STANDARD

Texas Tech has long been considered the offensive standard since the Red Raiders moved to a passing attack in 2000. In fact, the numbers don't lie when it pertains to the high-octane Red Raider offense. Below is where Texas Tech ranks nationally in several offensive categories since the start of the 2000 season:

TOTAL YARDS	
Oklahoma	154,784
Texas Tech	152,448
Oregon	149,457
Boise State	147,284
Clemson	143,285

PASSING YARDS	
Texas Tech	112,977
Hawaii	99,850
Oklahoma	92,237
Washington State	92,068
Southern California	89,533

TOTAL TOUCHDOWNS	
Oklahoma	1,628
Boise State	1,591
Oregon	1,582
Ohio State	1,473
Texas Tech	1,472

PASSING TOUCHDOWNS	
Texas Tech	888
Oklahoma	788
Hawaii	753
Southern California	744
Oregon	702

PASSING COMPLETION PERCENTAGE	
Texas Tech	65.5
Boise State	64.3
Oklahoma	64.1
Southern California	64.1
Western Kentucky	63.6

300-YARD PASSING GAMES	
Texas Tech	214
Hawaii	163
Washington State	145
Oklahoma	138
Houston	127

GAMES WITH AT LEAST 500 YARDS OF TOTAL OFFENSE	
Texas Tech	136
Oklahoma	133
Oregon	125
Houston	100
Boise State	99

GAMES WITH AT LEAST 30 POINTS	
Oklahoma	237
Boise State	232
Oregon	229
Alabama	206
Texas Tech	204

TEXAS TECH QUICK FACTS

TEXAS TECH UNIVERSITY	
Location	Lubbock, Texas
Founded	1923
Enrollment	41,045
Chancellor	Dr. Tedd Mitchell
President	Dr. Lawrence Schovanec
Director of Athletics	Kirby Hocutt
Faculty Athletics Representative	Brian Shannon
NCAA Affiliation	Division I
Athletics Conference	Big 12 (Charter Member)
Nickname	Red Raiders
Official Mascot	Masked Rider (horse and rider)
Unofficial Mascot	Raider Red (cartoon figure)
Colors	Scarlet (PMS 485c) & Black (Process Black)
Band	Goin' Band From Raiderland (400 members)

TEAM HISTORY

First Year of Football	1925
Conference Championships	11
Bowl Appearances/Record	42 (17-24-1)
8+ win seasons (most recent)	28 (2024, 8-5)
9+ win seasons (most recent)	14 (2009, 9-4)
10+ win seasons (most recent)	6 (2008, 11-2)
Most wins in single season	11 (1953, 1973, 2008)

STADIUM INFORMATION

Stadium (Capacity)	Jones AT&T Stadium (60,229)
Stadium Luxury Suites	102
Stadium Club Seats	1,644
Stadium Surface	Hellas Matrix Helix (installed 2023)

TEAM CAREER MILESTONES

Below is a listing of Red Raiders approaching various career statistical milestones entering this weekend.

NAME	MILESTONE	CURRENT TOTAL
Roy Alexander	2,500 career receiving yards	2,453
David Bailey	25.0 career tackles for loss	24.0
David Bailey	20.0 career sacks	16.0
Caleb Douglas	1,500 career receiving yards	1,266
Caleb Douglas	100 career receptions	86
Caleb Douglas	10 career touchdown receptions	9
Coy Eakin	1,500 career receiving yards	1,174
Coy Eakin	100 career receptions	91
Coy Eakin	20 career touchdown receptions	11
Romello Height	20.0 career tackles for loss	17.0
Romello Height	10.0 career sacks	8.0
Anthony Holmes Jr.	20.0 career tackles for loss	16.0
Lee Hunter	25.0 career tackles for loss	22.0
A.J. McCarty	10 career tackles for loss	8.5
Behren Morton	1,000 career attempts	977
Behren Morton	60 career touchdown passes	56
Behren Morton	7,000 career passing yards	6,668
Behren Morton	70 career touchdowns responsible	63
Ben Roberts	250 career tackles	200
Jacob Rodriguez	200 career tackles	137
Jacob Rodriguez	20.0 career tackles for loss	14.5
Reggie Virgil	1,000 career receiving yards	984
Cole Wisniewski	10 career interceptions	8
Cole Wisniewski	200 career tackles	196
Cole Wisniewski	50 career games played	49

JACOB RODRIGUEZ, THE TAKEAWAY KING

Jacob Rodriguez returns as one of the nation's top linebackers this season after earning All-Big 12 first team honors a year ago. Rodriguez, the Big 12 Preseason Defensive Player of the Year, was among the top tacklers in college football last season and ranks among the best in creating takeaways, especially at opportune times for the Red Raiders. Over his career, Rodriguez has had his hand in 11 takeaways, including seven last season alone. The Red Raiders are 7-1 in games Rodriguez creates a takeaway with the one loss coming in the 2023 season opener where he departed with a significant injury on the same play he forced and recovered a fumble.

JACOB RODRIGUEZ CAREER TAKEAWAYS

Game (Year)	Play	Score	Time	Result
West Virginia (2022)	Forced Fumble	31-10	3rd, 2:00	W, 48-10
Wyoming (2023)*	Forced Fumble/Rec.	14-0	1st, 5:12	L, 33-35
Cal (2023)	Forced Fumble	31-14	4th, 9:47	W, 34-14
Cal (2023)	Interception	31-14	4th, 8:14	W, 34-14
Abi. Christian (2024)	Forced Fumble	7-0	1st, 8:42	W, 52-51
Cincinnati (2024)	Fumble Recovery	24-24	3rd, 14:19	W, 44-41
Arizona (2024)	PBU to Interception	7-3	2nd, 2:51	W, 28-22
Arizona (2024)	Forced Fumble	21-19	4th, 2:12	W, 28-22
Iowa State (2024)	Forced Fumble	10-13	3rd, 9:02	W, 23-22
Oklahoma St. (2024)	Fumble Recovery	49-42	4th, 4:45	W, 56-48
Oklahoma St. (2024)	Interception	56-48	4th, 0:07	W, 56-48

* departed the game with an injury immediately following the takeaway

DEFENSIVE NOTEBOOK

RODRIGUEZ NOT ALONE IN TAKEAWAYS

- For as good as Jacob Rodriguez has been in creating takeaways throughout his career, he's not alone on the Red Raider roster. Between not only Rodriguez but also fellow inside linebacker Ben Roberts and new outside linebacker David Bailey, Texas Tech has three of the Big 12's active leaders in career forced fumbles as the trio has combined for 18 over their respective careers entering this weekend. Texas Tech is the only one with three players with five or more career forced fumbles.
- Bailey and Rodriguez both rank tied for second among active FBS players with seven forced fumbles over their respective careers, trailing only Buffalo's Red Murdock with 11 overall. Ben Roberts, meanwhile, ranks in a tie for 18th overall with five in his career.
- In addition, Bailey and Rodriguez lead all Big 12 active players in career forced fumbles. Trailing the Red Raider duo in second are Gunner Maldonado (Kansas State), Kendrick Simpkins (Baylor) and Dalton Johnson (Arizona).

NCAA FBS LEADERS IN CAREER FORCED FUMBLES

Name (School)	FF
1. Red Murdock (Buffalo)	11
2. David Bailey (Texas Tech)	7
Mikail Kamara (Indiana)	7
Harold Perkins Jr. (LSU)	7
Emmanuel McNeil-Warren (Toledo)	7
Anthony Hill Jr. (Texas)	7
Jacob Rodriguez (Texas Tech)	7
8. Dalton Johnson (Arizona)	6
Gunner Maldonado (Kansas State)	6
Kendrick Simpkins (Baylor)	6
Five Others	6
18. Ben Roberts (Texas Tech)	5
Several others	5

NOT THE ONLY "TOUGH" RODRIGUEZ

- Jacob Rodriguez considers himself a tough guy. It makes sense knowing he's one of the few players in America who could go from a college quarterback to an All-Big 12 linebacker in only a matter of years. Rodriguez will tell you he's not the



toughest member of his family, though. That honor belongs to his wife, Emma, who is an active-duty helicopter pilot in the U.S. Army. The couple was married in July 2023 in a surprise ceremony (to some) in Houston, beginning a great journey in different parts of the country with Jacob in Lubbock and Emma at Fort Riley in Junction City, Kan.

ROBERTS OFF TO GREAT START

- Ben Roberts heads into this weekend with 200 tackles already in his career and yet still a junior. Roberts still has a long way to reach the Texas Tech career list, but the successful start has put the thought in reach over the next two seasons as he is more than halfway to reaching Ryan Aycock for 10th all-time in program history. Aycock, a member of this year's Texas Tech Hall of Fame class, compiled 338 tackles as a Red Raider safety from 2000-03.
- Roberts recorded the most tackles in a season by a Red Raider freshman dating back to 1980, two years ago, after totaling 107 stops as only a redshirt freshman. Roberts, who followed with 83 tackles as a sophomore in 2024, joined Donald Harris as the only other Texas Tech freshman to reach the 100-tackle mark after finishing with 104 stops in 1987. He also joined current Miami Dolphins linebacker Jordyn Brooks (2016) as the only Red Raider freshman to lead the team in tackles since 1996.
- Roberts compiled 190 tackles over the 2023-24 seasons, which ranked third among Big 12 players over that span, trailing only Baylor's Matt Jones (195) and Iowa State's Beau Freyler (191). Roberts is the only player out of that trio to return this season.
- Roberts was one of two underclassmen to record at least 190 tackles the past two seasons, joining Dillon Thieneman who combined for 210 stops at Purdue. He is one of seven players to return this season after combining for 190 tackles or more the past two seasons.

BIG 12 TACKLES LEADERS DURING 2023-24 SEASONS

Name (School)	Tackles
1. Matt Jones (Baylor)	195
2. Beau Freyler (Iowa State)	191
3. Ben Roberts (Texas Tech)*	190

* designates players who return for the 2025 season



GETTING TO THE QUARTERBACK

- One of Texas Tech's biggest weaknesses defensively a year ago was its ability to get to the quarterback. The Red Raiders should be much-improved in that area with the addition of not only David Bailey but also fellow outside linebacker Romello Height and defensive tackles Lee Hunter, A.J. Holmes Jr., and Skyler Gill-Howard.
- All five of Texas Tech's transfer additions arrived with at least 40 career pressures, according to Pro Football Focus, giving Texas Tech nine players on its roster with at least 20 in their career when you incorporate returners such as Jacob Rodriguez, Ben Roberts, Charles Esters III and E'Maurion Banks.

TEXAS TECH CAREER PRESSURES (PER PFF)	
Name	Pressures
1. David Bailey	100
2. Romello Height	77
3. Lee Hunter	57
4. A.J. Holmes Jr.	55
5. Skyler Gill-Howard	45
6. Jacob Rodriguez	34
7. Ben Roberts	30
8. Charles Esters III	22
9. E'Maurion Banks	20

STRENGTH IN THE MIDDLE

- The middle of Texas Tech's defensive line received a significant boost with the signing of Lee Hunter, Skyler Gill-Howard and A.J. Holmes Jr. this offseason. That trio arrived in Lubbock with 276 combined career tackles, including 47.0 for a loss and 15.5 sacks, forming one of the top interior defensive line units possibly in college football.
- Hunter was a two-time All-Big 12 selection during his time at UCF after earning honorable mention accolades in 2023 and then second team honors in 2024. He combined for 131 tackles, 21.5 tackles for loss and 5.0 sacks with the Knights, all while recording 55 pressures by Pro Football Focus. He ranks second among returning Power Conference interior defensive linemen with 49 total pressures the past two seasons combined.
- Gill-Howard ranked 11th by PFF among defensive tackles nationally a year ago after receiving an 83.8 overall grade a year ago. He was the publication's highest graded defensive tackle to enter the transfer portal this offseason.
- Holmes, meanwhile, signed with the Red Raiders following

WOOD EXPERIENCED IN TURNING AROUND DEFENSES

- Shiel Wood entered his first season as Texas Tech's defensive coordinator and inside linebackers coach, bringing a reputation of immediately improving defenses from stops at Army (2021), Troy (2022), Tulane (2023) and Houston (2024).
- Wood's defenses have ranked inside the top 35 for total defense in all four seasons since he was first named co-defensive coordinator at Army in 2021. Opposing offenses have averaged less than 23.0 points per game against Wood's defenses since his promotion to play-caller at Army in 2021.
- Wood has built a reputation for immediately improving defenses, particularly through turnovers. Both his defenses at Troy and Tulane ranked in the top 10 nationally for takeaways as his defenses are averaging 22.3 takeaways per season over the past four years. His defenses have increased their takeaway total from the previous year in each of his last three stops as a defensive coordinator.
- Wood will look for a similar turnaround in his first season after inheriting a Red Raider defense that surrendered 34.8 points per game a year ago. Since taking over the Army defense in 2021, Wood has never had a defense give up more than 22.9 points per game in a season. Texas Tech, meanwhile, has not allowed less than 25.0 points per game since 2009.

one year with new defensive coordinator Shiel Wood at Houston where he started all 12 games with 40 tackles and 8.5 tackles for loss.

- Texas Tech's front is as impressive as the Red Raiders have boasted in recent years, with PFF's Max Chadwick ranking the defensive line third nationally entering the 2025 season behind only Clemson and Alabama.

PFF TOP DEFENSIVE LINES IN COLLEGE FOOTBALL		
School	Preseason AP Ranking	
1. Clemson	No. 4	
2. Alabama	No. 8	
3. Texas Tech	No. 23	
4. Florida	No. 15	
5. Penn State	No. 2	

A FIRST ROUND TALENT

- Texas Tech made splash after splash across college football this offseason with the signing of the top transfer portal class in the country. The loudest splash, however, came in early April with the signing of outside linebacker David Bailey, who committed to join the Red Raiders after three seasons at Stanford.
- Bailey is the highest-rated returning edge player in college football after he received a 90.9 overall grade by Pro Football Focus for the 2024 season. Bailey was the sixth-highest graded edge player in the country this past season as he ranked slightly behind Penn State's Abdul Carter, who was selected third overall this past spring in the NFL Draft.
- Bailey, himself, is projected to be a potential first round pick as ESPN's Jordan Reid forecasted him to go No. 28 overall in his May mock draft. Texas Tech has sent two outside linebackers to the league already under Joey McGuire and outside linebackers coach C.J. Ah You as Tyree Wilson was picked No. 7 overall in 2023, while Myles Cole was selected in the seventh round a year later.

AN INCREASE IN TALENT

- For a program that has been known for its offense for more than two decades now, Texas Tech's increase in talent this offseason has greatly impacted a defense that struggled a year ago. Tech led the country with 24 selections to the East-West Shrine Bowl 1,000 watch list this summer, with exactly half of those coming from the defensive side of the ball.



POINTS PER GAME IMPROVEMENTS		
SCHOOL (YEAR)	YEAR PRIOR	WITH WOOD
Troy (2022)	26.1 (64)	17.1 (8)
Tulane (2023)	22.2 (32)	20.5 (23)
Houston (2024)	31.5 (105)	22.9 (40)
Texas Tech (2025)	34.8 (121)	10.5 (25)

TOTAL TAKEAWAYS IMPROVEMENTS		
SCHOOL (YEAR)	YEAR PRIOR	WITH WOOD
Troy (2022)	24 (15)	27 (8)
Tulane (2023)	20 (T-44)	27 (3)
Houston (2024)	14 (103)	19 (54)
Texas Tech (2025)	22 (27)	3 (35)

National ranking designated in parenthesis

NUMBERS TO KNOW

5

Behren Morton has thrown for multiple touchdown passes in each of his last six games, which is tied for the longest active streak in the FBS.

9

Reggie Virgil leads the team with three touchdown catches as he has hauled in a scoring pass in nine of his last 10 games dating back to his time at Miami (Ohio).

50

Texas Tech has scored at least 50 points in each of Behren Morton's last four starts dating back to the 2024 regular season against Oklahoma State and West Virginia.

51

Pro Football Focus has credited Texas Tech with 51 total pressures created through the first two games with 18 of those coming from David Bailey and Romello Height combined.

108

Texas Tech has outscored opponents by 108 points so far this season, the second-highest point differential in the country behind only Oregon (112).

129

Texas Tech's 129 points are the fifth most through two games of a season by any Big 12 team all-time and the most by the school since 2005 (136).

MCGUIRE ON FOURTH DOWNS

- Much has been said about Joey McGuire's aggressive approach to fourth downs over his three full seasons. Even with an evolved approach last season, Texas Tech has been among the most active teams in the country in going for it on fourth down 121 times, which trails only Baylor for the most in the country since 2022.
- It's not that the Red Raiders are so daring under McGuire that's impressive. It's the fact that it's proven to be successful, too. The Red Raiders are a combined plus-141 over his four seasons in the plus/minus scale, which is determined based on the result of Texas Tech's ongoing drive or points scored by an opponent on a failed attempt. Texas Tech ranks second in the Big 12 and 16th nationally with a 60.3 fourth-down percentage (73-of-121) since 2022.
- In total, the Red Raiders have gone for it on fourth down at least five times in 10 different games under McGuire. Texas Tech has attempted at least one fourth down conversion in all but four games under McGuire with three of those in 2024.

RED RAIDERS ON FOURTH DOWN ATTEMPTS IN 2025				
Game	4th Downs	Pts. Gained	Pts. Lost	+/-
Ark-Pine Bluff	1-1	7	0	+7
Kent State	1-2	7	0	+7
Oregon State	--	--	--	--
at Utah	--	--	--	--
at Houston	--	--	--	--
Kansas	--	--	--	--
at Arizona State	--	--	--	--
Oklahoma State	--	--	--	--
at Kansas State	--	--	--	--
BYU	--	--	--	--
UCF	--	--	--	--
at West Virginia	--	--	--	--
Totals	2-3	14	0	+14
2022 Totals	33-52	129	51	+78
2023 Totals	24-37	61	23	+38
2024 Totals	14-29	77	66	+11
McGuire totals	73-121	281	140	+141

COME-FROM-BEHIND WINS

The victory over Cincinnati at home on Sept. 28 marked the 27th time since 2000, and fourth time under Joey McGuire, that the Red Raiders overcame a double-digit deficit to win. Below is a listing of Tech's come-from-behind wins during that span:

DATE	OPPONENT	DEFICIT	RESULT
Dec. 29, 2006	vs. Minnesota*	31	W, 44-41 (OT)
Sept. 25, 2004	Kansas	25	W, 31-30
Sept. 18, 2004	TCU	21	W, 70-35
Oct. 1, 2011	at Kansas	20	W, 45-34
Nov. 26, 2022	Oklahoma	18	W, 51-48 (OT)
Oct. 5, 2002	at #23 Texas A&M	18	W, 48-47 (OT)
Nov. 18, 2006	Oklahoma State	17	W, 30-24
Nov. 18, 2023	UCF	14	W, 24-23
Sept. 24, 2022	#22 Texas	14	W, 37-34 (OT)
Sept. 4, 2021	vs. Houston	14	W, 38-21
Nov. 14, 2020	Baylor	14	W, 24-23
Sept. 24, 2011	Nevada	14	W, 35-34
Nov. 6, 2010	at #14 Missouri	14	W, 27-17
Nov. 29, 2008	Baylor	14	W, 35-28
Jan. 1, 2008	vs. Virginia	14	W, 31-28
Sept. 8, 2007	UTEP	14	W, 45-31
Nov. 1, 2003	Colorado	14	W, 26-21
Nov. 16, 2002	#3 Texas	14	W, 42-38
Oct. 19, 2013	at West Virginia	11	W, 37-27
Sept. 28, 2024	Cincinnati	11	W, 44-41
Nov. 24, 2017	at Texas	10	W, 27-23
Nov. 22, 2014	at Iowa State	10	W, 34-31
Oct. 5, 2013	at Kansas	10	W, 54-16
Oct. 20, 2012	at #21 TCU	10	W, 56-56 (3OT)
Sept. 3, 2011	Texas State	10	W, 50-10
Oct. 23, 2010	at Colorado	10	W, 27-24
Nov. 21, 2009	vs. Baylor	10	W, 20-13

* indicates largest come-from-behind win in FBS bowl history.

BOLD indicates a Joey McGuire-led team

ALL-TIME OVERTIME GAMES

Texas Tech is 10-8 all-time in overtime games since the NCAA began allowing games to go past regulation in 1996. Below is a listing of Texas Tech's all-time results in overtime:

DATE	OPPONENT	RESULT
Aug. 31, 2024	Abilene Christian	W, 52-51 (OT)
Sept. 2, 2023	at Wyoming	L, 33-35 (2OT)
Nov. 26, 2022	Oklahoma	W, 51-48 (OT)
Sept. 24, 2022	#22 Texas	W, 37-34 (OT)
Sept. 10, 2022	#25 Houston	W, 33-30 (2OT)
Sept. 26, 2020	#8 Texas	L, 56-63 (OT)
Oct. 12, 2019	at #22 Baylor	L, 30-33 (2OT)
Nov. 4, 2017	Kansas State	L, 35-42 (OT)
Oct. 29, 2016	at TCU	W, 27-24 (2OT)
Nov. 24, 2012	vs. Baylor	L, 45-52 (OT)
Nov. 10, 2012	Kansas	W, 41-34 (2OT)
Oct. 20, 2012	at #21 TCU	W, 56-53 (3OT)
Oct. 11, 2008	Nebraska	W, 37-31 (OT)
Dec. 29, 2006	vs. Minnesota	W, 44-41 (OT)
Sept. 9, 2006	at UTEP	W, 38-35 (OT)
Nov. 13, 2004	at #22 Texas A&M	L, 25-32 (OT)
Oct. 5, 2002	at #23 Texas A&M	W, 48-47 (OT)
Sept. 21, 2002	#16 N.C. State	L, 48-51 (OT)
Oct. 6, 2001	Kansas	L, 31-34 (2OT)



SPECIAL TEAMS NOTEBOOK

KP KNOWS KICKERS

- Texas Tech entered the 2025 season similar to a year ago when special teams coordinator Kenny Perry was splitting kicking duties between returning starter Gino Garcia and fellow senior Reese Burkhardt. The experiment resulted in Texas Tech ranking among the nation's leaders in field goal percentage after connecting on 22-of-24 team field goal attempts.
- Texas Tech's 91.7 field goal percentage a year ago trailed only West Virginia's 92.9 field goal percentage in the Big 12, but the Mountaineers attempted 10 less field goals (13-of-14) during the year.
- The presence continued in 2022 and since under special teams coordinator Kenny Perry as Texas Tech ranks tied for 16th nationally in most made 50-plus-yard field goals with six. The Red Raiders rank second in that category in the Big 12, trailing only Arizona with eight 50-plus yard field goals made.
- The procedure the Red Raiders followed to start the 2024 season has returned through two weeks with a back-and-forth exchange between transfer Upton Bellenfant and returning junior Stone Harrington after the two were hard to separate during preseason camp. Bellenfant arrived at Texas Tech this offseason after finding the uprights on 18-of-21 field goal attempts in 2024 at Buffalo, where he was an All-MAC third team honoree. Harrington, meanwhile, was Texas Tech's backup kickoff specialist and made his first career attempt in the season opener versus Arkansas-Pine Bluff.
- Needless to say, Perry knows the right buttons to push at the kicker position. In fact, his kickers have made 80.7 percent of their field goal attempts since he became a quality control analyst at SMU in 2020. He was promoted to special teams coordinator at SMU in 2021 before joining Joey McGuire's charter staff at Texas Tech a year later, where he has already developed two of the top kickers in program history in Garcia and Trey Wolff.

FIELD GOAL KICKERS UNDER KENNY PERRY SINCE 2020

Year	School	FGM/FGA	Pct.
2020	SMU	17/21	80.95
2021	SMU	12/17	70.59
2022	Texas Tech	21/26	80.77
2023	Texas Tech	16/22	72.73
2024	Texas Tech	22/24	91.67
2025	Texas Tech	4/4	100.0
Tech total	--	63/76	82.9
Overall	--	92/114	80.7

BURGESS LONE STARTER TO RETURN

- Jack Burgess was the lone starting specialist to return this season following the departure of both place kickers, Gino Garcia and Reese Burkhardt, and four-year long snapper Jackson Knotts. The senior punter averaged 42.2 yards per

punt over 47 attempts a year ago, with 23 of those going for fair catches and 19 being downed inside the 20-yard line.

- Burgess ended his first season as a Red Raider with a 76.2 overall grade from Pro Football Focus, which ranked 21st nationally. The publication credited him with a 4.06 hangtime for the season, which was tied for 17th in the FBS.
- Burgess was singled out by head coach Joey McGuire during a preseason press conference, praising him for his offseason work and a notable 5-yard distance improvement he's observed. He's been called on to punt only twice through the first two weeks of the season, booming punts of 41 and 47 yards against Kent State, with both being fair caught inside the 20-yard line.

SWAT PATROL

- Texas Tech has blocked 12 kicks in the three-plus seasons under Joey McGuire and special teams coordinator Kenny Perry, which leads the Big 12 Conference since 2022 and ranks tied for fourth nationally.
- The Red Raiders got their hands on another blocked kick in the season opener versus UAPB as Mikal Harrison-Pilot knocked down the second punt of the game to give Texas Tech the ball just outside the red zone and set up a 21-yard scoring strike from Behren Morton to Terrance Carter for a 14-0 lead.
- E'Maurion Banks has been one of the Red Raiders' biggest disrupters on those lines, charging the opposing kicker. Banks has recorded one block in each of the past two seasons.
- A.J. McCarty got his hands on two punts this past weekend against Kent State, marking the first time a Big 12 player had blocked a pair of kicks since Oklahoma State's Korie Black did so in its 2023 season opener against Central Arkansas. The performance alone marked the first time Texas Tech had blocked multiple kicks in the same game as a team since the Red Raiders traveled to New Mexico in 2010.

NCAA LEADERS IN BLOCKED KICKS SINCE 2022

School	Blocked Kicks
1. Notre Dame	16
2. Georgia Tech	15
3. South Carolina	13
4. Texas Tech	12
5. Bowling Green, Miami (OH), Rutgers, Old Dominion	11
9. Central Michigan, Nebraska	10
11. Army, Florida State, Illinois, Duke, Texas, Indiana	9

SPECIAL TEAMS NOTABLE

- Texas Tech was one of five Big 12 teams that were 100.0 percent on PATs a year ago, joining BYU, Colorado, Utah and West Virginia. In fact, Texas Tech had not missed an extra point attempt since Nov. 26, 2022, against Oklahoma until missing one in the opener against Arkansas-Pine Bluff.





100-YEAR UNIFORMS UNVEILED

- Texas Tech will celebrate 100 seasons of Texas Tech Football as part of its Homecoming festivities on Oct. 11 against Kansas. The Red Raiders have already unveiled a special uniform from adidas for the Kansas game, which incorporates different aspects of Texas Tech history.
- Texas Tech - known then as the Matadors - kicked off its first season of football in 1925 with an impressive 6-1-2 debut under head coach E.Y. Freeland. Since then, Texas Tech has recorded 605 wins under 17 different head coaches.
- Texas Tech's anniversary uniform took different pieces from its history and applied it. Those pieces include the 1925 "Tech" word mark from the first Texas Tech uniform, the first "double T" in 1926, the traction stripes on the shoulder is taken from 1930, considered a cutting-edge uniform at the time, the

RED RAIDERS IN THE NFL
2025 NFL ROSTERS WEEK ONE

NAME (YEARS AT TECH)	NFL TEAM
Dadrion Taylor-Demerson, S (2019-23)	Arizona Cardinals
Broderick Washington Jr., DL (2016-19)	Baltimore Ravens
Tahj Brooks, RB (2020-24)	Cincinnati Bengals
Bralyn Lux, DB (2023-24)*	Cincinnati Bengals
Terence Steele, OL (2016-19)	Dallas Cowboys
Josh Kelly, WR (2024)*	Houston Texans
Erik Ezukanma, WR (2019-21)*	Jacksonville Jaguars
Patrick Mahomes II, QB (2014-16)	Kansas City Chiefs
Caleb Rogers, OL (2020-24)	Las Vegas Raiders
Tyree Wilson, DE (2021-22)	Las Vegas Raiders
Jordyn Brooks, LB (2016-19)	Miami Dolphins
Jalin Conyers, TE (2024)*	Miami Dolphins
Austin McNamara, P (2020-23)	New York Jets
Tyler Owens, DB (2022-23)	Washington Commanders

* practice squad player | * injured reserve

McGUIRE ERA DRAFT PICKS

- Five Red Raiders have heard their names called during the NFL Draft during Joey McGuire's tenure (2022-pres.). Most recently, the Las Vegas Raiders drafted offensive lineman Caleb Rogers in the third round (98th overall) in the 2025 Draft, and in the sixth round, the Cincinnati Bengals selected the Red Raiders' all-time leading rusher, Tahj Brooks. Defensive back Dadrion Taylor-Demerson went in the fourth round in 2024, followed by rush end Myles Cole going in the seventh round to Jacksonville. During Tech's first spring offseason under McGuire, the Red Raiders had only one draft pick, but it came quickly, as the Raiders made Tyree Wilson the highest-drafted defensive player in school history at No. 7 overall.

numbers on the front stem from 1935, which was the first-year that numbers were added to the front of Texas Tech's jerseys, the stripes down the side of the pant are inspired from the Masked Rider and horse's breast collar from the mid-1960's while the stars on the helmet come from 1969 when stars were added to player's helmets when earned.

HOMETOWN PRIDE

- Texas Tech will continue to recognize the hometowns of every student-athlete on its roster this season with a special decal on the back of each gameday helmet. The decal will feature a throwback Masked Rider logo with the area code associated with each student-athlete's hometown as part of an initiative started in 2022 by head coach Joey McGuire.

TECH ENTERS REVENUE SHARE ERA

- Texas Tech ushered in a new era of intercollegiate athletics this past July with a comprehensive plan that further demonstrates its commitment to competing at the highest levels and its investment in its student-athletes.
- As part of its plan, the Red Raider Club - the longtime fundraising arm of the athletics department - has integrated the Matador Club under its umbrella. The Matador Club had previously served as the official NIL collective of the athletics department the last three-plus years, positioning Tech as a national leader in supporting its student-athletes through NIL.
- Texas Tech enters this new era with tremendous alignment as two of its biggest supporters help lead its Board of Regents in Chairman Cody Campbell and Vice Chairman Dusty Womble. The playing field at Jones AT&T Stadium is named after Campbell, while Womble has his name on both of Texas Tech's football and basketball team facilities.



THREE-TIME SUPER BOWL CHAMPION

- Patrick Mahomes II became the first Red Raider in school history to win three career Super Bowls after he helped lead the Kansas City Chiefs to a 25-22 overtime victory over the San Francisco 49ers in Super Bowl LVIII in 2024. It was the second-straight Super Bowl title for the Chiefs and their third in five years. Mahomes guided Kansas City to its third consecutive Super Bowl appearance last season but was denied a three-peat by the Philadelphia Eagles.
- With his first Super Bowl win (2020) over the San Francisco 49ers, Mahomes was named Super Bowl MVP at only 24 years of age, making him the youngest player in NFL history to earn Super Bowl MVP honors.

FIRST ROUND DRAFT PICKS

- Texas Tech currently has three first-round NFL Draft picks active heading into the 2025 NFL season. In addition to Patrick Mahomes II being the 10th overall pick by the Kansas City Chiefs in 2017, and while maybe not known for its defense in recent years, the two others include linebacker Jordyn Brooks and defensive end Tyree Wilson.
- The Miami Dolphins selected Jordyn Brooks 27th overall in the 2020 draft and has since moved on to the Miami Dolphins. Meanwhile, Tyree Wilson was the seventh overall selection in the 2023 draft, making him the highest-drafted defensive player in program history.

UNIFORM TRACKER

Over the past decade, Texas Tech has been among the most innovative teams in the country related to team uniforms. Here's a look at Texas Tech's record in various uniform combinations since the start of the 2000 season.

Helmet-Jersey-Pants	2025	Record
Black-Red-Black	1-0	31-7
White-White-White	--	13-10
Black-Black-Black	--	36-22
Black-White-Black	--	24-25
Black-Black-White	--	8-5
Black-Red-Red	--	19-2
Black-White-White	--	15-18
Black-White-Red	--	4-6
Red-White-Red	--	2-4
Black-Red-White	--	6-1
White-Black-White	--	2-2
Red-White-Black	--	1-3
Gray-White-Gray	--	1-3
Red-Red-Red	--	1-2
White-Red-Red	1-0	2-2
White-White-Red	--	0-2
Red-White-White	--	1-1
Black-Gray-Black	--	1-0
Black-Black-Gray	--	1-0
Gray-Gray-Gray	--	1-0
Black-Black-Red	--	0-1
White-White-Black	--	3-0
White-Red-White	--	1-0
Red-Red-White	--	1-0
Red-Red-Black	--	0-1
Red-Black-White	--	0-1
Red-Black-Black	--	1-0
Black-White-Gray	--	0-1

Specialty Uniforms

Throwbacks 2014-23	5-9
adidas Gladiator Strategy (2024)	0-1
Wounded Warrior (2010)	1-0
Wounded Warrior (2011)	0-1
Lone Star Pride (2012)	0-1
Lone Survivor (2013)	0-1
Lone Star Pride (2013)	0-1
White Ombre' (2014)	0-1
Lone Star Pride (2014)	0-1
Black Ombre' (2014)	0-1

2025 UNIFORM TRACKER

Opponent	Combo	Result
Arkansas at Pine Bluff	White-Red-Red	W, 67-7
Kent State	Black-Red-Black	W, 62-14
Oregon State		
at Utah		
at Houston		
Kansas		
at Arizona State		
Oklahoma State		
at Kansas State		
BYU		
UCF		
at West Virginia		

TEXAS TECH COACHING STAFF



KENNY PERRY

Assoc. HC/Special Teams Coordinator
4th Season at Tech
Game Day Location: Sideline

Career Breakdown: Perry, a legendary high school head coach in the DFW metroplex, had one of the nation's top running backs in 2024 with Tahj Brooks, who went on to become Tech's all-time leading rusher and a sixth round pick of the Cincinnati Bengals in the 2025 NFL Draft. Perry spent the previous three seasons serving as Tech's running backs coach.



MACK LEFTWICH

Offensive Coordinator/Quarterbacks
1st Season at Tech
Game Day Location: Sideline

Career Breakdown: One of the top young play-callers in the country, Leftwich arrived to Texas Tech following two seasons at Texas State. The Bobcats' offense ranked nationally in the top 15 both seasons, leading the Sun Belt in scoring, finishing seventh in the FBS in 2023 and then 11th in 2024. Leftwich is credited with helping discover Cameron Ward, the No. 1 pick in the 2025 NFL Draft who began his career at Incarnate Word. Leftwich was on the staff from 2018-22.




SHIEL WOOD

Defensive Coordinator/ILB Coach
1st Season at Tech
Game Day Location: Sideline

Career Breakdown: Wood arrives to Lubbock after one season in the same role at conference foe Houston. One of the top up-and-coming defensive coaches in the country, Wood's defenses have ranked inside the top 35 for total defense since 2021. His previous stops include Army (2020-21), Troy (2022) and Tulane (2024). Opposing offenses have averaged less than 23.0 ppg against his units since his promotion to play-caller at Army his final year there.

TEXAS TECH SUPPORT STAFF

Head Strength & Conditioning Coach	Lance Barilow (4th Season)
Associate A.D./Football Admin.	Antonio Huffman (7th Season)
Director of Player Personnel	James Blanchard (4th Season)
Director of Football Operations	Quintin Jordan (4th Season)
Director of Player Development	Dave Martin (4th Season)
Director of Player Support/NFL Liaison	Sammy Morris (5th Season)
Senior Defensive Analyst	Jack Teachey (1st Season)
Asst. Special Teams Coordinator	Ryan Conry (4th Season)
Asst. Secondary Coach	Jah'Shawn Johnson (4th Season)
Asst. OL Coach	Jackson Kimble (2nd Season)
Asst. Defensive Line Coach	Cole Maxwell (3rd Season)
Asst. Quarterbacks Coach	Lindsey Scott Jr. (1st Season)
Defensive Asst. (DBs)	Collin Shank (1st Season)
Offensive Asst. (WRs)	Xavier White (1st Season)
Asst. Inside Linebackers Coach	Taylor Young (2nd Season)
Sr. Assoc. S&C Coach	Aaron Hall (4th Season)
Assoc. S&C Coach	Brandyn Musgrave (4th Season)
Asst. S&C Coach	Dalton Elliott (1st Season)
Asst. S&C Coach	Brandon Stevenson (1st Season)
Coord. of FB Performance/Analytics	Josh Haverfield (4th Season)
Director of Football Nutrition	Gentry Hicks (3rd Season)
Assistant Football Dietitian	Carly Ponder (1st Season)
Director of Scouting	Sean Kenney (4th Season)
Director of Player Personnel	Brian Nance (4th Season)
Assoc. Dir. of Scouting	Wesley Harwell (2nd Season)
Dir. of Recruiting Operations	Kate Eberhardt (5th Season)
Dir. of Admin and Operations	Preslee Quisenberry (4th Season)
Assistant A.D./Equipment Operations	Zane Perry (26th Season)
Head Football Equipment Manager	Cayman Ancell (9th Season)
Asst. Equipment Manager	Roger Lira (10th Season)
Asst. Equipment Manager	Austin Nettles (3rd Season)
Director of Football Video	Eric Gerald (10th Season)
Video Coordinator	Jacob Chavarria (4th Season)
Asst. Video Coordinator	Ren Brown (2nd Season)
On-Campus Recruiting Coord.	Katie Meade (1st Season)



JOSH COCHRAN

Running Game Coord./Tight Ends Coach
4th Season at Tech
Game Day Location: Pressbox

Career Breakdown: Cochran shifted over to coach the tight ends under Joey McGuire after spending the previous two seasons as the co-offensive coordinator and offensive line coach at Austin Peay. Cochran, who was named in July 2022 to Dave Campbell's Texas Football "40 under 40" coaches list, is a one-time THSCA member as he began his career in the prep ranks at Lindale High School in East Texas.



JUSTIN JOHNSON

Asst. HC/Passing Game Coord./WR Coach
3rd Season at Tech
Game Day Location: Sideline

Career Breakdown: Johnson, nicknamed "Coach Juice" throughout his career, arrived in Lubbock after a three-year stint at Baylor. Johnson oversaw the running backs room at both Baylor and then Houston, his alma mater, in 2019, but returns to coaching wide receivers with the Red Raiders. He previously was the wide receivers coach at Kansas in 2018, the same position he starred at during his own four-year career at Houston.



CLAY MCGUIRE

Offensive Line Coach
2nd Season at Tech
Game Day Location: Sideline

Career Breakdown: McGuire (no relation to Joey McGuire) returned to his alma mater following two seasons as the offensive line coach at Washington State, his second stint with the Cougars after serving in a similar capacity for six years under Mike Leach from 2012-17. Texas Tech stalwart tackle Caleb Rogers was the first Red Raider to hear his name called in the 2025 NFL Draft as the Las Vegas Raiders took him 98th overall in the third round.



GARRET MCGUIRE

Running Backs Coach
1st Season at Tech
Game Day Location: Pressbox


Career Breakdown: This season will mark McGuire's fifth year at either the collegiate or professional level and first overseeing the running backs position. He was previously the wide receivers coach at Nebraska (2023-24) after starting his career with the Carolina Panthers as a coaching assistant in 2021.



C.J. AH YOU

Outside Linebackers Coach
4th Season at Tech
Game Day Location: Sideline

Career Breakdown: Ah You mentored Tyree Wilson to first team All-America honors during his debut season on the Red Raider staff as Texas Tech, behind Wilson the Red Raiders ranked in the top 20 nationally for tackles for loss. His hiring marked his return to the Big 12 where he previously starred at Oklahoma (2005-06) before enjoying a six-year NFL career with the St. Louis Rams.



ZARNELL FITCH

Defensive Line Coach
4th Season at Tech
Game Day Location: Sideline

Career Breakdown: Fitch, another one-time Texas High School Coaches Association member, is no stranger to the Big 12 as he previously served in a similar role at TCU prior to his arrival in Lubbock. Fitch has mentored 13 players who have earned All-Big 12 honors during his career, a list that features Texas Tech's Tony Bradford Jr. and Jaylon Hutchings, who were one of only three FBS duos to record at least 30 pressures each in 2022.



ROB GREENE

Safeties Coach
1st Season at Tech
Game Day Location: Pressbox

Career Breakdown: Greene arrived to Texas Tech following two seasons at Tulane where the Green Wave combined for 20 wins and played for two American Athletic Conference titles. This is Greene's third stint working alongside defensive coordinator Shiel Wood as the two were previously on staff together at Wofford in 2017 and Tulane in 2023.



DARCEL MCBATH

Cornerbacks Coach
1st Season at Tech
Game Day Location: Sideline

Career Breakdown: One of the top defensive backs in Tech history, McBath enters his first season (second overall) with the Red Raiders as their cornerbacks coach after being promoted from analyst during the 2024 season. A longtime assistant under the last Mike Leach, McBath returns to his alma mater following four seasons at Mississippi State (2020-23) and two additional years in a similar capacity at Washington State (2018-19).


THE HOME OF TEXAS TECH FOOTBALL



SOUTH END ZONE & WOMBLE FOOTBALL CENTER

- Texas Tech moved into the South End Zone and Dustin R. Womble Football Center in 2024, which features more than 340,000 combined square feet of space with a blend of world-class modern design and technology elements with Spanish Renaissance architecture well known on the Texas Tech campus. The \$242 million project marks the largest contiguous football facility in the country, connecting the south end zone building to the Womble Football Center and the Sports Performance Center, which opened in 2017 as Texas Tech's indoor football practice facility and indoor track and field venue.
- Joey McGuire and his staff's offices are on the second floor of the south end zone building, giving them a stunning view overlooking Cody Campbell Field at Jones AT&T Stadium. The office location places McGuire and his staff steps from each position room and the skybridge connected to the Womble Football Center where offensive and defensive breakout rooms are located as well as a team meeting space and a state-of-the-art walkthrough area on the second level.
- The Womble Football Center is a two-story building that maintains its football strength and conditioning, sports medicine and equipment areas on the main level as part of the new layout. The Red Raiders' main locker room is located in the Womble Football Center, which includes space for 120-plus athletes and modern primary designs from Hollman that are fully ventilated and contain USB charging ports and DreamSeat technology for every player.
- The second floor of the Womble Football Center features a revolutionary 4,500-plus square foot multi-purpose walkthrough area designed for large-scale indoor team strategy implementation, instruction and technique evaluation only a few steps from the team meeting space and position rooms. The space boasts a 25-by-20 yard turf surface in front of a 70-foot wide by 10.5-foot high LED screen that will be the largest in both college football and the NFL for walkthrough areas. The LED screen will allow Texas Tech's coaches to simulate an opponent's formation and scheme, giving the Red Raiders real-time feedback through the advanced technology during game preparations.

- Texas Tech now boasts a 15,000-square-foot, two-level weight room, one of the largest in college football. The weight room area is located in the southwest corner of the Womble Football Center, giving the Red Raiders direct access into the Sports Performance Center and the outdoor practice fields.
- The entire facility significantly upgraded the amenities provided to the Red Raiders on a daily basis, notably with a two-story players' lounge, the "Uncommon Man" barber shop, a state-of-the-art hydrotherapy recovery suite and a primary 12,000-square-foot locker room located in the Womble Football Center.
- The Red Raiders enter Jones AT&T Stadium each gameday through the Gary Petersen Field Club, a 12,000-square-foot premium space that is among the first of its kind in college football. It is one of several new premium areas as Texas Tech has added 17 new luxury suites to go along with 500 club and loge box seats and two spacious party decks.
- The opening of the South End Zone Building to Jones AT&T Stadium officially closed The Campaign for Fearless Champions, one of the most-successful fundraising initiatives in university history that raised more than \$500 million to transform Texas Tech's athletic facilities across every sport, while also pouring resources into the student-athlete experience through scholarship endowments and the creation of the J.T. and Margaret Talkington Office of Student-Athlete Development.
- In addition to the large-scale construction, Texas Tech also enhanced its gameday experience as part of the project, adding nine LED displays through Daktronics as well as a state-of-the-art sound system by Clair Audio, a national leader in large venue audio production. The added LED displays include the main videoboard on the north end of the stadium, expanding it to 37-feet high by 136-feet wide in size with 10-millimeter pixel spacing for excellent image clarity and contrast. Texas Tech also constructed two new video displays atop its south end zone measuring 28-feet high by 48-feet wide, featuring content zoning abilities that are already a staple of the north end zone videoboard. All three new videoboards feature 10mm pixel pitch, providing every fan in the 60,000-plus seat stadium with the highest resolution display in college football.



JONES AT&T STADIUM
STADIUM QUICK FACTS

First Game	Nov. 29, 1947
Result	Tech 14, Hardin Simmons 6
All-Time Stadium Record	282-155-6
First Game on Artificial Turf	Sept. 12, 1970
Result	Tech 21, Tulane 14
Capacity	60,229
Surface (Year of Instillation)	Hellas Matrix Helix (2023)
Luxury Suites	102
Club Seats	1,644
Winning Seasons	62

LARGEST CROWDS IN HISTORY

Attend	Game	Season
61,836	Tech vs. Oklahoma State	2013
61,283	Tech vs. TCU	2015
60,997	Tech vs. Texas State	2013
60,975	Tech vs. Texas	2022
60,961	Tech vs. Texas	2014
60,901	Tech vs. Oklahoma State	2017
60,879	Tech vs. Texas	2012
60,803	Tech vs. Texas	2016
60,800	Tech vs. Oklahoma	2012
60,778	Tech vs. Central Arkansas	2014
60,705	Tech vs. Baylor	2022
60,478	Tech vs. Oklahoma	2016
60,454	Tech vs. Oklahoma	2018
60,454	Tech vs. Texas	2018
60,454	Tech vs. Texas	2010
60,454	Tech vs. Oklahoma State	2010
60,277	Tech vs. Arkansas	2014
60,229	Tech vs. Arkansas-Pine Bluff	2025
60,229	Tech vs. Kent State	2025
60,229	Tech vs. Abilene Christian	2024
60,229	Tech vs. Cincinnati	2024
60,229	Tech vs. Baylor	2024
60,229	Tech vs. Colorado	2024
60,097	Tech vs. Stephen F. Austin	2016
60,073	Tech vs. Sam Houston State	2015
59,260	Tech vs. Iowa State	2011
59,014	Tech vs. Oklahoma	2014
58,955	Tech vs. New Mexico	2012
58,795	Tech vs. Arizona State	2024

INDIVIDUAL HONORS | 2025 PRESEASON



DAVID BAILEY, #31, OLB, SENIOR
Preseason All-Big 12 Football Team
Panini Senior Bowl Top 300
Lombardi Award Watch List
Bednarik Award Watch List
PFF Preseason All-Big 12 Team
Bruce Feldman's College Football Freaks List (No. 43)
Shrine Bowl 1000
Preseason DCTF All-Texas College second team
Preseason Phil Steele All-Big 12 first team
Preseason Athlon All-Big 12 first team
Lott IMPACT Trophy Watch List
DONTAE BALFOUR, #20, DB, SENIOR
Shrine Bowl 1000
UPTON BELLENFANT, #27, K, JUNIOR
Lou Groza Award Watch List
Preseason Athlon All-Big 12 fourth team
AMIER BOYD, #27, DB, JUNIOR
Shrine Bowl 1000
TERRANCE CARTER #7, JR., TE, JUNIOR
Shrine Bowl 1000
Preseason Athlon All-Big 12 fourth team
DAVION CARTER, #56, OL, SUPER SENIOR
Bruce Feldman's College Football Freaks List (No. 88)
Shrine Bowl 1000
Preseason Phil Steele All-Big 12 second team
Preseason Athlon All-Big 12 third team
CALEB DOUGLAS, #5, WR, SENIOR
Earl Campbell Tyler Rose Award Watch List
Panini Senior Bowl Top 300
Biletnikoff Award Watch List
Shrine Bowl 1000
Preseason DCTF All-Texas College first team
Preseason DCTF Best Wide Receiver in Texas
Preseason Phil Steele Big 12 second team
Preseason Athlon Big 12 second team

COY EAKIN, #3, WR, JUNIOR
Earl Campbell Tyler Rose Award Watch List
Shrine Bowl 1000
Preseason DCTF All-Texas College second team
CHARLES ESTERS III, #11, OLB, SENIOR
Shrine Bowl 1000
SKYLER GILL-HOWARD, #0, DL, SENIOR
Shrine Bowl 1000
Preseason Phil Steele All-Big 12 third team
ROMELLO HEIGHT, #9, OLB, SENIOR
Panini Senior Bowl Top 300
Shrine Bowl 1000
A.J. HOLMES JR., #33, DL, JUNIOR
Shrine Bowl 1000
LEE HUNTER, #2, DL, SENIOR
Preseason All-Big 12 Football Team
Panini Senior Bowl Top 300
Bednarik Award Watch List
PFF Preseason All-Big 12 Team
Bronko Nagurski Trophy Watch List
Outland Trophy Watch List
Shrine Bowl 1000
Preseason DCTF All-Texas College first team
Preseason Phil Steele All-America fourth team
Preseason Phil Steele All-Big 12 first team
Preseason Athlon All-Big 12 first team
WILL JADOS, #76, OL, SENIOR
Shrine Bowl 1000
QUINTEN JOYNER, #0, RB, SOPHOMORE
Doak Walker Award Watch List
Shrine Bowl 1000
Preseason Phil Steele All-Big 12 third team
Preseason Athlon All-Big 12 third team
JOHNCARLOS MILLER II, #9, TE, SENIOR
Shrine Bowl 1000

BEHREN MORTON, #2, QB, SENIOR
Earl Campbell Tyler Rose Award Watch List
Panini Senior Bowl Top 300
Johnny Unitas Golden Arm Award Watch List
Manning Award Watch List
Davey O'Brien Watch List
Wuerffel Trophy Watch List
Maxwell Award Watch List
Shrine Bowl 1000
Allstate AFCA Good Works Team Nominee
BRICE POLLOCK, #14, DB, JUNIOR
Shrine Bowl 1000
Preseason Phil Steele All-Big 12 second team
Preseason Athlon All-Big 12 second team
BEN ROBERTS, #13, LB, JUNIOR
Shrine Bowl 1000
JACOB RODRIGUEZ, #10, LB, SENIOR
Big 12 Preseason Defensive Player of the Year
Preseason All-Big 12 Football Team
Lombardi Award Watch List
Bednarik Award Watch List
Butkus Award Watch List
Bronko Nagurski Trophy Watch List
Shrine Bowl 1000
Preseason DCTF All-Texas College first team
Preseason Phil Steele All-America second team
Preseason Phil Steele All-Big 12 first team
Preseason Athlon All-America fourth team
Preseason Athlon All-Big 12 first team
HOWARD SAMPSON, #79, OL, JUNIOR
Bruce Feldman's College Football Freaks List (No. 80)
Shrine Bowl 1000
Preseason DCTF All-Texas College first team
Preseason Phil Steele All-Big 12 first team
Preseason Athlon All-Big 12 second team
REGGIE VIRGIL, #1, WR, SENIOR
Panini Senior Bowl Top 300
Biletnikoff Award Watch List
Shrine Bowl 1000
Preseason Phil Steele All-Big 12 third team
Preseason Athlon All-Big 12 third team
J'KOBY WILLIAMS, #20, RB, SOPHOMORE
Preseason Phil Steele All-Big 12 fourth team
Preseason Athlon All-Big 12 third team
SHERIDAN WILSON, #76, OL, JUNIOR
Rimington Trophy Watch List
Shrine Bowl 1000
COLE WISNIEWSKI, #5, DB, SENIOR
Comeback Player of the Year Award Watch List
Shrine Bowl 1000
Preseason DCTF All-Texas College second team
Preseason Phil Steele All-Big 12 second team
Preseason Athlon All-Big 12 second team
HUNTER ZAMBRANO, #57, OL, SENIOR
Shrine Bowl 1000
Preseason DCTF All-Texas College second team



TEXAS TECH WEEK THREE DEPTH CHART

OFFENSE

QB	2	Behren Morton	6-2	210	Sr.-3L
	15	Will Hammond	6-2	210	Fr.-RS
	12	Mitch Griffis	6-0	195	Sr.-TR

RB	8	Cameron Dickey	5-10	215	So.-1L
	-or- 20	J'Koby Williams	5-10	185	So.-1L
	23	Adam Hill	6-1	230	Fr.-RS

TE	9	Johncarlos Miller II	6-5	240	Sr.-1L
	-or- 7	Terrance Carter Jr.	6-2	245	Jr.-TR
	89	Jason Llewellyn	6-5	255	Jr.-1L

X	1	Reggie Virgil	6-3	190	Sr.-TR
	14	Micah Hudson	6-0	200	So.-1L
	17	Leyton Stone	6-3	200	Fr.-HS
	11	Tyson Turner	6-2	215	Fr.-RS

SLOT	3	Coy Eakin	6-2	210	Jr.-2L
	18	Roy Alexander	5-11	200	Sr.-TR
	-or- 6	Kelby Valsin	6-1	195	So.-1L
	13	Price Morgan	5-11	190	Jr.-RS

Z	5	Caleb Douglas	6-4	205	Sr.-1L
	4	T.J. West	6-1	195	So.-SQ
	85	Bryson Jones	6-3	190	Fr.-HS

LT	79	Howard Sampson	6-8	340	Jr.-TR
	65	D'Anthis Upshaw Jr.	6-5	305	Fr.-RS

LG	76	Will Jados	6-7	305	Sr.-TR
	71	Vinny Sciury	6-4	295	Sr.-RS

C	72	Sheridan Wilson	6-5	300	Jr.-1L
	56	Davion Carter	6-0	295	Sr.-1L
	50	Patrick McMath	6-4	285	Fr.-HS

RG	56	Davion Carter	6-0	295	Sr.-1L
	74	Daniel Sill	6-5	310	So.-SQ
	61	Connor Carty	6-4	290	Fr.-HS

RT	70	Jacob Ponton	6-8	305	Fr.-RS
	57	Hunter Zambrano	6-5	310	Sr.-TR

SPECIAL TEAMS

P	41	Jack Burgess	6-3	210	Sr.-1L
	37	Ian Hershey	5-11	190	Jr.-TR

K	27	Upton Bellenfant	6-1	190	Jr.-TR
	-or- 48	Stone Harrington	6-3	200	Jr.-1L
	37	Ian Hershey	5-11	190	Jr.-TR

LS	47	Rylan Vagana	6-0	215	Fr.-RS
	89	Jason Llewellyn	6-5	255	Jr.-1L
	19	Haydon Wiginton	5-11	190	Sr.-1L

KO	48	Stone Harrington	6-3	200	Jr.-1L
----	----	------------------	-----	-----	--------

H	41	Jack Burgess	6-3	210	Sr.-1L
	2	Behren Morton	6-2	210	Sr.-3L
	19	Haydon Wiginton	5-11	190	Sr.-1L

DEFENSE

END	31	David Bailey	6-3	250	Sr.-TR
	11	Charles Esters III	6-3	270	Sr.-2L
	94	Braylon Rigsby	6-2	275	So.-1L

NG	2	Lee Hunter	6-4	330	Sr.-TR
	51	Jayden Cofield	6-2	330	So.-1L
	8	E'Maurion Banks	6-5	300	Sr.-2L

DT	0	Skyler Gill-Howard	6-1	290	Sr.-TR
	33	A.J. Holmes Jr.	6-3	300	Jr.-TR
	8	E'Maurion Banks	6-5	300	Sr.-2L

DOG	9	Romello Height	6-3	240	Sr.-TR
	18	Terrell Tilmon	6-5	240	Sr.-2L
	32	Cheta Ofili	6-4	240	Fr.-RS

MIKE	13	Ben Roberts	6-3	240	Jr.-2L
	3	Bryce Ramirez	6-2	235	Sr.-3L
	45	Brock Golwas	6-1	235	Fr.-HS

WILL	10	Jacob Rodriguez	6-1	235	Sr.-2L
	6	John Curry	6-2	235	So.-1L
	40	Wesley Smith	5-10	220	Jr.-2L
	34	Trent Low	6-1	220	Sr.-2L

STAR	6	John Curry	6-2	235	So.-1L
	1	A.J. McCarty	6-0	195	Sr.-1L

CB	14	Brice Pollock	6-0	195	Jr.-TR
	27	Amier Boyd	6-2	190	Jr.-TR
	23	Tarrion Grant	6-2	190	So.-TR

SS	7	Brenden Jordan	6-0	205	Jr.-2L
	15	Oliver Miles III	6-2	190	Fr.-RS
	17	Peyton Morgan	6-0	180	Fr.-RS

FS	5	Cole Wisniewski	6-4	220	Sr.-TR
	24	Malik Esquerra	6-3	205	Fr.-RS
	39	Luke Dillingham	6-1	205	Sr.-SQ

CB	20	Dontae Balfour	6-1	185	Sr.-TR
	4	Maurion Horn	5-11	190	Jr.-2L
	16	Ashton Hampton	6-0	170	Fr.-RS

KR	14	Micah Hudson	6-0	200	So.-1L
	20	J'Koby Williams	5-10	185	So.-1L
	21	Tristian Gentry	6-0	180	Fr.-HS

PR	18	Roy Alexander	5-11	200	Sr.-TR
	20	J'Koby Williams	5-10	185	So.-1L
	21	Tristian Gentry	6-0	180	Fr.-HS
	13	Price Morgan	5-11	190	Jr.-RS

WEEKLY AVAILABILITY REPORT

Beginning with the 2025-26 season, the Big 12 Conference will publicly provide player availability reports for all Conference games in football, men's basketball, and women's basketball. Approved by all member institutions, the policy will include updates in the days leading up to each game, as well as a final report 90 minutes prior to kickoff.

Big 12 football programs will be required to submit daily reports beginning three days before each game. All reports will be housed exclusively at Big12Sports.com. For football, student-athletes must be designated as available, probable, questionable, doubtful, or out.

Texas Tech will continue to provide a weekly availability report during its non-conference slate with an update on Wednesday evening (similar to the Big 12 policy) and then 90 minutes to kickoff on Saturday. Once the Red Raiders reach Big 12 play, Texas Tech will begin providing updates according to the conference's reporting schedule.

OUT FOR THE SEASON

Name	Class	Pos.
Miquel Dingle Jr.	So.	D
Quinten Joyner	So.	RB
Dylan Singleton	Fr.	DL

OUT FOR OREGON STATE

Name	Class	Pos.

DOUBTFUL FOR OREGON STATE

Name	Class	Pos.
--		

QUESTIONABLE FOR OREGON STATE

Name	Class	Pos.

PROBABLE FOR OREGON STATE

Name	Class	Pos.

OFFENSIVE DEPTH CHART: NOTES

LEFT TACKLE		LEFT GUARD		CENTER		RIGHT GUARD		RIGHT TACKLE	
79 HOWARD SAMPSON Jr. 6-8 340		76 WILL JADOS Sr. 6-7 305		72 SHERIDAN WILSON Jr. 6-5 300		56 DAVION CARTER S-Sr. 6-0 295		70 JACOB PONTON R-Fr. 6-8 305	
<ul style="list-style-type: none">A transfer from North Carolina dubbed by ESPN as the No. 2-ranked OT in the transfer portal, where he played one season, starting all 12 games at left tackle. Sampson's favorite movie of all time is Ratatouille because, as he says, "that lil rat has some power." Soccer is his second-favorite sport.		<ul style="list-style-type: none">Arrives to Lubbock via Miami (Ohio) where he was the starter at left tackle the past three seasons. During that time, Jados only allowed nine sacks in 1,124 pass-blocking opportunities. His high school, Westerville Central, celebrated its first graduating class in 2006.		<ul style="list-style-type: none">His father, Jon Wilson, was a four-year starter (DL) for Auburn from 1988-91 under Hall of Fame Coach and AD, Pat Dye, who Auburn named its field after in 2005. "Sheri" as he's referred to by his teammates, started all 13 games last season at center.		<ul style="list-style-type: none">Started 12 of 13 games at right guard last season in his first season with Tech. This offseason, Carter bench pressed 425 lbs and squatted 655 lbs. According to PFF, he was Tech's second-highest graded o-lineman. From Pearl, Miss.; a member of Pearl's 2017 6A state championship team.		<ul style="list-style-type: none">Made his first career start in the 2024 Liberty Bowl and became the first TTU true freshman offensive lineman to make a start since Caleb Rogers (2020). Was considered a 4-star prospect by On3 and listed as the nation's No. 15 OT prospect. Owned the weight room this offseason, going from 280 to 305.	
65 D'ANTHIS UPSHAW R-Fr. 6-5 305		71 VINNY SCIURY R-Sr. 6-4 295		56 DAVION CARTER S-Sr. 6-0 295		74 DANIEL SILL So. 6-5 310		57 HUNTER ZAMBRANO S-Sr. 6-5 310	
<ul style="list-style-type: none">Did not see any playing time in 2024 as he was primarily a member of the scout team. Attended Irving HS in the DFW metroplex, where he starred on both the offensive and defensive lines.		<ul style="list-style-type: none">Appeared in only two games in first year at Tech in 2024, both starts, before suffering a season-ending injury at Washington State (9/7). Was Texas Tech's starter at left guard up until that point. Had not previously used a redshirt.		<ul style="list-style-type: none">Started 12 of 13 games at right guard last season in his first season with Tech. This offseason, Carter bench pressed 425 lbs and squatted 655 lbs. According to PFF, he was Tech's second-highest graded o-lineman. From Pearl, Miss.; a member of Pearl's 2017 6A state championship team.		<ul style="list-style-type: none">Made his collegiate debut in the 2024 season-opener versus Abilene Christian. Attended high school at A&M Consolidated and was listed No. 58 among OTs in the country by ESPN. He chose Texas Tech over Baylor, Rice, Stanford, Utah, and Washington State.		<ul style="list-style-type: none">Started his career in 2020 at Illinois State (FCS), playing in 30 games with 26 starts before redshirting in 2024. Born and raised in Fort Lauderdale, Fla., Zambrano is an avid fisherman and says he's one of the best ping pong players on the team.	
WIDE RECEIVER (Slot)		WIDE RECEIVER (Y)		WIDE RECEIVER (Z)		TIGHT END			
3 COY EAKIN Jr. 6-2 210		1 REGGIE VIRGIL Sr. 6-3 190		5 CALEB DOUGLAS Sr. 6-4 205		9 JOHNCARLOS MILLER II Sr. 6-5 240			
<ul style="list-style-type: none">Played in all 13 games, making 12 starts in 2024, ranking third on the team after catching 49 passes for 652 yards and a team-leading 7 TDs. Switched to the No. 3 jersey this season, which is reserved for the player who best represents the standards of "The Brand" on both sides of the ball.		<ul style="list-style-type: none">A transfer from Miami (Ohio), Virgil is a true fourth-year senior having played in 36 games the past three seasons. Coming off a breakout year with the Redhawks, where he caught 41 passes for 816 yards and 9 TDs. Considers himself one of the best bowlers on the team.		<ul style="list-style-type: none">Coming off a breakout year in his first season with Texas Tech. Finished as Tech's second-leading receiver after catching 60 passes for 877 yards and 6 TDs - easily the highest single-season numbers of his career. His father, Cedric, played quarterback at both Vanderbilt and Texas Southern.		<ul style="list-style-type: none">Returns to Tech for his 2nd season after catching 10 passes for 122 yards and three touchdowns (1 of 5 Red Raiders with three or more TDs).			
18 ROY ALEXANDER Sr. 5-11 200		14 MICAH HUDSON So. 6-0 200		4 T.J. WEST So. 6-1 195		7 TERRANCE CARTER JR. Jr. 6-2 245			
<ul style="list-style-type: none">Spent only the 2024 season at Incarnate Word after playing at Albany over the course of the 2021-23 seasons. Among the best receivers at the FCS level after catching 100 passes for 1,108 yards and 13 TDs. His 100 catches set the UIW single-season record by 13.		<ul style="list-style-type: none">Appeared in eight games with one start (Washington State) as he battled injuries throughout the season. Caught 8 passes for 123 yards overall with a reception in five different games.		<ul style="list-style-type: none">Primarily a scout team member that saw action in two games last season against UNT (9/14) and the AutoZone Liberty Bowl (12/27). Houston native and attended Humble HS. Closed his senior season with 41 receptions for 685 yards and 8 TDs.		<ul style="list-style-type: none">Coming off a 2024 season in which he earned All-Sun Belt first team honors with Louisiana, where he played his first three seasons. A receiver trapped in a tight end's body, "TC" as his teammates call him, enjoys trail riding when he's not playing football. Snagged a career single-game high 2 TDs vs UABP.			
QUARTERBACK				RUNNING BACK					
2 BEHREN MORTON Sr. 6-2 210				8 CAMERON DICKEY So. 5-10 215					
<ul style="list-style-type: none">Entered his final season as a Red Raider already ranked sixth in the Texas Tech record book for career completions (574), seventh for career touchdown passes (49), ninth for career pass attempts (931), and 10th for career passing yards (6,209). Will have the opportunity this season to become the fourth Red Raider in program history to throw for 10,000 career passing yards, joining a prestigious list that includes Graham Harrell (15,793), Kliff Kingsbury (12,429), and Patrick Mahomes II (11,252). The Red Raiders boast a 16-4 record since the start of the 2023 season in games Morton starts and finishes, which includes a 11-3 mark at home. Became the first Red Raider quarterback to start all 12 regular-season games last season since Mahomes II's final year in 2016. Completed 63.3 percent of his passes on the season (295-of-466), throwing for 3,335 passing yards and 27 touchdowns to only 8 interceptions. He owns six donkies on his farm back home named Blondie, Joseph, Lefty, Mark, Mary, and Pancho.				<ul style="list-style-type: none">"Cam" was one of three Texas Tech true freshmen in 2024 to not redshirt and play more than the maximum four games to retain one. Appeared in 12 of 13 games, splitting backup duties behind Tahj Brooks for most of the season with fellow true freshman running back J'Koby Williams. Touted as one of the most prolific athletes in Austin ISD history, out of Crockett High School. Played both ways throughout a four-year varsity career, while also serving as punter. On offense, he primarily played quarterback, combining for 2,963 passing yards and 33 touchdowns, while also rushing for 4,065 yards and 61 touchdowns over his four seasons. Helped lead his high school to its first playoff win in 26 years during his senior season. In his first career start in the 2025 season opener vs UAPB, Dickey rushed for a career-high 90 yards on 13 carries with one touchdown, leading a group of Red Raiders that rushed for a team total 294 yards.					
15 WILL HAMMOND R-Fr. 6-2 210				20 J'KOBY WILLIAMS So. 5-10 185					
<ul style="list-style-type: none">Made his first career start at the 2024 Liberty Bowl with high-leverage experience being thrust into the Red Raiders' Oct. 26 contest at TCU, playing the entirety of the second half due to an injury suffered by Behren Morton late in the second quarter. Also saw time in two other games last season that Texas Tech won by large margins (UNT/WVU). Was a consensus four-star prospect by the likes of Rivals, 247Sports, ESPN, and On3 - ranked as high as No. 13 nationally among quarterbacks by both Rivals and On3, as well as 14th by 247Sports and 15th by ESPN. Named one of 10 finalists for the Mr. Texas Football High School Player of the Year Award presented by Dave Campbell's Texas Football. Was the state's leading passer as a senior after completing 61.3 percent of his passes for 3,901 yards and 35 touchdowns, while rushing for an additional 1,077 yards and 19 touchdowns.				<ul style="list-style-type: none">Joined his counterpart Cameron Dickey as one of three true freshmen to not redshirt as he appeared in 10 games, making one start, which came in the Autzone Liberty Bowl. In that bowl game, Williams gained 123 yards on 15 carries, including one touchdown (54-yard run) and added four catches for 32 yards. Williams was recognized as the Offensive Player of the Game (visiting team) for the AutoZone Liberty Bowl. Despite coming from a 2A high school, Williams was tabbed a four-star prospect by On3, ranking 27th nationally among running backs and at No. 55 among prospects from the state of Texas. Chose Texas Tech over the likes of Baylor, Houston, LSU, Michigan, SMU, TCU, Texas, and UCF, and others.					

DEFENSIVE DEPTH CHART: NOTES

TACKLE

0 SKYLER GILL-HOWARD
Sr. | 6-1 | 290

• Started his career at D-II Upper Iowa in 2021 before transferring to NIU (FCS) the following season. A stellar junior season saw him post 76 tackles (41 solo), including 11.5 TFLs and 5.5 sacks. Gil-Howard is 1 of 2 players on the team from Wisconsin. Owns a hairless sphynx cat named "Loco."

33 A.J. HOLMES JR.
Jr. | 6-3 | 300

• Arrives to Lubbock with some familiarity on defense after playing under new defensive coordinator Shiel Wood in 2024, where he started all 12 games at DT. Coming off a single-season career highs in tackles (40) and TFLs (8.5). The "A" in A.J. stands for Anthony.

NOSE

2 LEE HUNTER
Sr. | 6-4 | 330

• Began his career at Auburn (2021) before going to UCF when Guz Malzahn accepted the Knights' job. Rated by ESPN as the No. 2-ranked DT in the transfer portal and named the top returning interior defensive lineman in the Big 12 by PFF. Nickname is "The Fridge" and enjoys trash talking/trolling.

51 JAYDEN COFIELD
So. | 6-2 | 330

• Appeared in all 13 games in 2024, recording two starts - at Washington State (9/7) and the Liberty Bowl (12/27). Enters this season having put on an extra 20 lbs during the offseason.

END

31 DAVID BAILEY
Sr. | 6-3 | 250

• Among the most disruptive edge players in college football with 22.5 tackles for loss and 14.5 sacks during his three seasons at Stanford. Ranked as the highest-rated returning edge player by PFF with a 90.9 grade last season. Does not wear gloves because he wants to feel as light as possible when playing.

11 CHARLES ESTERS III
Sr. | 6-3 | 270

• After missing the first four games last year, Esters III became a regular starter at OLB, playing in all nine games the rest of the way. Capped off the year recording 18 tackles (five solo), including 2 TFLs and half a sack. He goes by the nickname "Chuck."

DOG

9 ROMELLO HEIGHT
Sr. | 6-3 | 240

• Appeared in all 12 games in his only season with Georgia Tech last season - Auburn (2020-21), USC (2022-23). Ranked as the No. 2 OLB in the transfer portal by ESPN. Height, who is from Dublin, Ga., opened his season in 2024 playing in Dublin, Ireland as GT defeated Florida State, 24-21.

18 TERRELL TILMON
Sr. | 6-5 | 240

• Ended the 2024 season at the AutoZone Liberty Bowl with his first career start in his 39th career game. Emerged late in 2024 as a top pass rusher. Entering third season at Tech after first two years at Oregon.

WILL

10 JACOB RODRIGUEZ
Sr. | 6-1 | 235

• Tabbed the 2025 Big 12 Preseason Defensive Player of the Year. Rodriguez was 1 of 7 players on the team to start all 13 games last year, leading the team with 127 tackles (77 solo), 10.5 TFLs, and 5 sacks. Preseason Lombardi, Bednarik, Butkus, and Bronko Nagurski watch list honoree entering 2025.

6 JOHN CURRY
So. | 6-2 | 235

• Born in Lubbock to Red Raider parents Ryan and Jolee Luce. Ryan was on the football and track teams (1999-01) while his mother was a standout WBB player under Marsha Sharp (2000-04). Started his career at 195 lbs, then moved up to 225 lbs in his second season, and enters his 3rd year at 235 lbs.

MIKE

13 BEN ROBERTS
Jr. | 6-3 | 240

• Followed up his freshman All-American season by starting all 13 games in 2024, being 1 of 5 players on defense to do so. Ranked 2nd behind Jacob Rodriguez in tackles with 83 (38 solo), including 4.5 TFLs.

3 BRYCE RAMIREZ
S-Sr. | 6-2 | 235

• 2025 marks the second-straight season Ramirez is a team captain. Limited to only seven games in 2024 after missing the final six contests due to a complication from his previous 2022 injury. Recorded 4 tackles including 1st career sack vs UAPB.

STAR

6 JOHN CURRY
So. | 6-2 | 235

• Born in Lubbock to Red Raider parents Ryan and Jolee Luce. Ryan was on the football and track teams (1999-01) while his mother was a standout WBB player under Marsha Sharp (2000-04). Started his career at 195 lbs, then moved up to 225 lbs in his second season, and enters his 3rd year at 235 lbs.

1 A.J. MCCARTY
Sr. | 6-0 | 195

• Appeared in all 13 games, making 11 starts in 2024. Recorded 32 tackles on the season (20 solo), including 6.5 TFLs and a shared sack. He ranked second on the team in tackles for loss, trailing only linebacker Jacob Rodriguez (10.5). The "A" in A.J. stands for Adonis.

CORNERBACK

20 DONTAE BALFOUR
Sr. | 6-1 | 185

• Spent his first two seasons (2021-22) of collegiate career at North Carolina and the next two at Charlotte (2023-24). Started at cornerback in all 12 games in 2024, serving as a game captain in six of those. Grew up in Starke, Fla., which is about 45 minutes SW of Jacksonville. His favorite cornerback growing up was Jalen Ramsey.

4 MAURION HORN
Jr. | 5-11 | 190

• Was 1 of 2 defensive backs last season to start in all 13 games and 1 of 7 on both sides of the ball to do so. Finished fourth on the team with 56 total tackles (31 solo), including 3 TFLs. A consensus 4-star recruit by 247Sports, Rivals and ESPN, Texas Tech was his first offer.

STRONG SAFETY

7 BRENDEN JORDAN
Jr. | 6-0 | 205

• Appeared in all 13 games in 2024, making two starts - at Iowa State and the Autozone Liberty Bowl. Ranked sixth on the team with 36 tackles (18 solo) to go along with three pass breakups in the secondary.

15 OLIVER MILES III
R-Fr. | 6-2 | 190

• Utilized his redshirt in 2024, closing out the season by making an appearance in the AutoZone Liberty Bowl. Four-sport athlete at El Campo, starring in baseball, basketball, and track and field. His 2023 triple jump of 50'-10" would've scored 5th at Big 12s that year and 6th this year.

FREE SAFETY

5 COLE WISNIEWSKI
Sr. | 6-4 | 220

• Arrived at Texas Tech following five years at FCS powerhouse North Dakota State with two national championships during that span (2021, 2024). Missed the entire '24 season with a foot injury he suffered during summer workouts. Lettered on the high school cheer team one year for being the mascot.

24 MALIK ESQUERRA
R-Fr. | 6-3 | 205

• Utilized his redshirt in 2024 before appearing in the final two games of the season against West Virginia (11/30) and the AutoZone Liberty Bowl. Towards the final month of the year, Esquerra made himself onto the two-deep, listed as C.J. Baskerville's backup.

CORNERBACK

14 BRICE POLLACK
Jr. | 6-0 | 195

• Began his collegiate career at Mississippi State (2023-24), where he appeared in 11 games (3 starts) as a true freshman before starting all 12 games at corner last season. Previously was recruited by and played for Texas Tech cornerbacks coach Darcel McBath. Says that his favorite movie of all time is Cars 3.

27 AMIER BOYD
Jr. | 6-2 | 190

• Spent the first three seasons of his career at UTEP (2022-24), seeing action in 20 games with five career starts. Four of those came in 2024, where he played in nine games with 16 tackles, 1 TFL, 2 INTs, 3 pass breakups, 1 FF, and 1 FR. Favorite childhood memory is going to Disney World with his grandpa.

NUMERICAL ROSTER

NO	PLAYER	POS	HT	WT	YR-EX	HOMETOWN (HIGH SCHOOL)
0	Skyler Gill-Howard	DL	6-1	290	Sr-TR	Milwaukee, Wis. (Greenfield)
0	Quinten Joyner	RB	5-11	215	So-TR	Austin, Texas (Manor)
1	A.J. McCarty	S	6-0	195	Sr-1L	Brownwood, Texas (Brownwood)
1	Reggie Virgil	WR	6-3	190	Sr-TR	Apopka, Fla. (Mount Dora Christian Academy)
2	Lee Hunter	DL	6-4	330	Sr-TR	Mobile, Ala. (Blount)
2	Behren Morton	QB	6-2	210	Sr-3L	Eastland, Texas (Eastland)
3	Coy Eakin	WR	6-2	210	Jr-2L	Stephenville, Texas (Stephenville)
3	Bryce Ramirez*	LB	6-2	235	Sr-3L	Missouri City, Texas (George Ranch)
4	Maurion Horn	CB	5-11	190	Jr-2L	Broken Arrow, Okla. (Broken Arrow)
4	T.J. West	WR	6-1	195	So-SQ	Houston, Texas (Humble)
5	Caleb Douglas	WR	6-4	205	Sr-1L	Missouri City, Texas (Hightower)
5	Cole Wisniewski	S	6-4	220	Sr-TR	Sparta, Wis. (Sparta)
6	John Curry	LB	6-2	235	So-1L	Lubbock, Texas (Coronado)
6	Kelby Valsin	WR	6-1	195	So-1L	Arlington, Texas (Bowie)
7	Terrance Carter Jr.	TE	6-2	245	Jr-TR	Killeen, Texas (Harker Heights)
7	Brenden Jordan	S	6-0	205	Jr-2L	Mansfield, Texas (Mansfield)
8	E'Maurion Banks	DL	6-5	300	Sr-2L	Wichita Falls, Texas (Rider)
8	Cameron Dickey	RB	5-10	215	So-1L	Austin, Texas (Crockett)
9	Romello Height	OLB	6-3	240	Sr-TR	Dublin, Ga. (Dublin)
9	Johncarlos Miller II	TE	6-5	240	Sr-1L	Greensboro, N.C. (Dudley)
10	Lloyd Jones III	QB	6-4	215	Fr-HS	Hitchcock, Texas (Hitchcock)
10	Jacob Rodriguez	LB	6-1	235	Sr-2L	Wichita Falls, Texas (Rider)
11	Charles Esters III	OLB	6-3	270	Sr-2L	Cedar Hill, Texas (Cedar Hill)
11	Tyson Turner	WR	6-2	215	Fr-RS	Bryan, Texas (Bryan)
12	Mitch Griffis	QB	6-0	195	Sr-TR	Ashburn, Va. (Broad Run)
12	Macho Stevenson	CB	6-1	190	So-1L	Shreveport, La. (Captain Shreve)
13	Price Morgan	WR	5-11	190	Jr-RS	Round Rock, Texas (Pflugerville Weiss)
13	Ben Roberts	LB	6-3	240	Jr-2L	Haslet, Texas (Eaton)
14	Micah Hudson	WR	6-0	200	So-1L	Temple, Texas (Lake Belton)
14	Brice Pollock	CB	6-0	195	Jr-TR	Snellville, Ga. (Shiloh)
15	Will Hammond	QB	6-2	210	Fr-RS	Austin, Texas (Hutto)
15	Oliver Miles III	S	6-2	190	Fr-RS	El Campo, Texas (El Campo)
16	Ashton Hampton	CB	6-0	170	Fr-RS	Pearland, Texas (Pearland)
16	Holden Phillips	QB	6-1	210	Fr-HS	Lubbock, Texas (Frenship)
17	Peyton Morgan	S	6-0	180	Fr-RS	Round Rock, Texas (Pflugerville Weiss)
17	Leyton Stone	WR	6-3	200	Fr-HS	Lubbock, Texas (Frenship)
18	Roy Alexander	WR	5-11	200	Sr-TR	Fort Myers, Fla. (Riverdale)
18	Terrell Tilmon	OLB	6-5	240	Sr-2L	Arlington, Texas (Mansfield Timberview)
19	Quintaelyn Joyner	S	6-0	200	Fr-HS	Austin, Texas (Bastrop)
19	Haydon Wiginton	WR	5-11	190	Sr-1L	Midlothian, Texas (Heritage)
20	Dontae Balfour	CB	6-1	185	Sr-TR	Starke, Fla. (Bradford)
20	J'Koby Williams	RB	5-10	185	So-1L	Beckville, Texas (Beckville)
21	Miquel Dingle Jr.	S	6-2	225	So-1L	Charleston, S.C. (Byrnes)
21	Tristian Gentry	WR	6-0	180	Fr-HS	Stephenville, Texas (Stephenville)
22	Marcus Ramon-Edwards	S	6-3	225	So-SQ	Lubbock, Texas (Trinity)
23	Tarrion Grant	CB	6-2	190	So-TR	Sumter, S.C. (Siegel)
23	Adam Hill	RB	6-1	230	Fr-RS	Albany, Texas (Albany)
24	Malik Esquerra	S	6-3	205	Fr-RS	Killeen, Texas (Shoemaker)
25	Chapman Lewis	S	6-1	185	Jr-2L	Burleson, Texas (Burleson Centennial)
26	Deante Lindsay	CB	6-1	185	Fr-HS	Ada, Okla. (Ada)
27	Upton Bellenfant	K	6-1	190	Jr-TR	Murfreesboro, Tenn. (Stewarts Creek)
27	Amier Boyd	CB	6-2	190	Jr-TR	Phoenix, Ariz. (Mountain Pointe)
28	Braylan McDonald	S	6-0	195	Fr-HS	Terrell, Texas (Lancaster)
29	Chief Collins	S	6-0	200	Sr-2L	Lucas, Texas (Lovejoy)
30	Mikal Harrison-Pilot	S	6-0	215	So-SQ	Temple, Texas (Temple)
31	David Bailey	OLB	6-3	250	Sr-TR	Irvine, Calif. (Mater Dei)
32	Cheta Ofili	OLB	6-4	240	Fr-RS	Rowlett, Texas (Sachse)
33	A.J. Holmes Jr.	DL	6-3	300	Jr-TR	Houston, Texas (Westfield)
33	Loic Tshibangu	RB	6-0	215	Jr-SQ	Uccle, Belgium (IMI Secondaire)
34	Trent Low*	LB	6-1	220	Sr-2L	Midland, Texas (Midland Lee)
35	Gage Elder	LB	5-11	220	Sr-1L	Rockwall, Texas (Rockwall)
35	Michael Henderson III	RB	5-9	175	Fr-HS	Dallas, Texas (Wylie East)

NUMERICAL ROSTER

NO	PLAYER	POS	HT	WT	YR-EX	HOMETOWN (HIGH SCHOOL)
36	Justin Horne	LB	6-0	225	So-1L	New Orleans, La. (John Curtis Christian)
37	Ian Hershey	P/K	5-11	190	Jr-TR	Pocatello, Idaho (Highland)
39	Luke Dillingham	S	6-1	205	Sr-SQ	Brock, Texas (Brock)
40	Wesley Smith	LB	5-10	220	Jr-2L	Midland, Texas (Legacy)
41	Jack Burgess	P	6-3	210	Sr-1L	Bacchus Marsh, Victoria, Australia (St. Patrick's College)
43	Chris Lemons	LB	6-2	220	So-SQ	Prosper, Texas (Prosper)
45	Brock Golwas	LB	6-1	235	Fr-HS	Flower Mound, Texas (Marcus)
47	Rylan Vagana	LS	6-0	215	Fr-RS	Huntington Beach, Calif. (Mater Dei)
48	Stone Harrington	K	6-3	200	Jr-1L	Colleyville, Texas (Colleyville Heritage)
50	Patrick McMath	OL	6-4	285	Fr-HS	Katy, Texas (Katy)
50	Eddy Smith	OLB	6-6	275	Fr-RS	Pearland, Texas (Pearland Dawson)
51	Jayden Cofield	DL	6-2	330	So-1L	Austin, Texas (Manor)
52	Cash Cleveland	OL	6-2	305	So-TR	Rockwall, Texas (IMG Academy)
53	Holton Hendrix	OL	6-4	295	Fr-RS	Lubbock, Texas (Lubbock Cooper)
56	Davion Carter^	OL	6-0	295	Sr-1L	Pearl, Miss. (Pearl)
57	Hunter Zambrano	OL	6-5	310	Sr-TR	Weston, Fla. (University)
58	Tanner Allen	DL	6-3	280	Jr-SQ	Bryan, Texas (Bryan)
61	Connor Carty	OL	6-4	290	Fr-HS	Prosper, Texas (Prosper)
64	Jurrien Loftin	OL	6-5	300	Jr-SQ	Aledo, Texas (Aledo)
65	D'Anthis Upshaw Jr.	OL	6-5	305	Fr-RS	Irving, Texas (Irving)
66	Jackson Hildebrand	OL	6-2	295	Fr-RS	San Antonio, Texas (Alamo Heights)
68	Ren Brown	OL	6-4	305	Fr-HS	Stanton, Neb. (Stanton)
70	Jacob Ponton	OL	6-8	305	Fr-RS	Dripping Springs, Texas (Dripping Springs)
71	Vinny Sciury^	OL	6-4	295	Sr-RS	Massillon, Ohio (Perry)
72	Sheridan Wilson	OL	6-5	300	Jr-1L	Argyle, Texas (Argyle)
73	Danilo Guberinch	OL	6-5	285	Fr-HS	Ann Arbor, Mich. (Detroit Catholic Central)
74	Daniel Sill	OL	6-5	310	So-SQ	College Station, Texas (A&M Consolidated)
75	Garin Maley	OL	6-5	275	Fr-HS	La Vista, Neb. (Papillion-La Vista)
76	Will Jados	OL	6-7	305	Sr-TR	Westerville, Ohio (Westerville Central)
77	Elias Gillen	OL	6-6	300	Fr-HS	Rapid City, S.D. (Stevens)
78	Ellis Davis	OL	6-7	300	Fr-RS	Prosper, Texas (Prosper)
79	Howard Sampson	OL	6-8	340	Jr-TR	Houston, Texas (Humble)
80	Kai Powell	WR	5-11	180	So-TR	Spring, Texas (Klein)
83	Jack Esparza	TE	6-4	245	Jr-SQ	Austin, Texas (St. Michael's Catholic)
84	Michael Dever	WR	6-1	195	Fr-HS	Lubbock, Texas (Lubbock Cooper)
85	Bryson Jones	WR	6-3	190	Fr-HS	Frisco, Texas (Lone Star)
85	Dylan Spencer	OLB	6-5	250	So-1L	Orange, Texas (C.E. King)
86	Sean Robinson	TE	6-5	215	Fr-HS	Greenbrae, Calif. (Cibola Steele)
87	Preztynn Harrison	WR	6-5	210	Fr-HS	Mineral Wells, Texas (Mineral Wells)
88	Trey Jackson	TE	6-5	240	Fr-RS	Dallas, Texas (South Oak Cliff)
88	Amier Washington	DL	6-2	270	So-1L	Orange, Texas (Little Cypress-Mauriceville)
89	Jason Llewellyn	TE	6-5	255	Jr-1L	Aledo, Texas (Aledo)
90	Ansel Nedore	OLB	6-3	270	So-1L	Round Rock, Texas (Round Rock)
92	Kasen Long	DL	6-5	270	Fr-RS	Shallowater, Texas (Shallowater)
93	Dylan Singleton	DL	6-5	290	Fr-HS	New Iberia, La. (Loreauville)
94	Braylon Rigsby	OLB	6-2	275	So-1L	Woodville, Texas (Woodville)
96	Keyshawn Williams	DL	6-3	325	Fr-RS	Houston, Texas (Dekaney)
97	Charles Anderson Jr.	OLB	6-6	280	Fr-RS	Houston, Texas (Pearland Dawson)

PHONETIC ROSTER visit the [TexasTech.com](#) football roster page for audio pronunciations powered by The Name Engine



•2 Behren Morton - <i>BARE-en</i>	•19 Haydon Wiginton - <i>HAY-dun, WIG-in-tun</i>	•56 Davion Carter - <i>DAY-vee-on</i>
•3 Coy Eakin - <i>AY-kin</i>	•19 Quintaelyn Joyner - <i>kwin-TAY-lin</i>	•64 Jurrien Lofton - <i>JER-ee-in</i>
•4 Maurion Horn - <i>MAR-ee-ahn</i>	•21 Miquel Dingle Jr. - <i>MY-kell, DING-gull</i>	•65 D'Anthis Upshaw Jr. - <i>dee-ANN-thiss</i>
•5 Cole Wisniewski - <i>wiss-NESS-kee</i>	•23 Tarrion Grant - <i>tuh-RON</i>	•70 Jacob Ponton - <i>PONT-in</i>
•6 Kelby Valsin - <i>VAL-sin</i>	•24 Malik Esquerra - <i>muh-LEEK, eh-SCARE-uh</i>	•71 Vinny Scurry - <i>SKIR-ee</i>
•8 E'Maurion Banks - <i>ee-MAR-ee-on</i>	•30 Mikal Harrison-Pilot - <i>mih-KALE</i>	•73 Danilo Guberinch - <i>dan-EE-low, goo-ber-IN-itch</i>
•10 Jacob Rodriguez - <i>rod-REE-gez</i>	•32 Cheta Ofili - <i>CHET-uh, oh-FEE-lee</i>	•76 Will Jados - <i>JAY-doce</i>
•11 Charles Esters III - <i>ESS-sters</i>	•36 Justin Horne - <i>HORN</i>	•83 Jack Esparza - <i>eh-SPAR-zuh</i>
•12 Mitch Griffis - <i>GRIFF-iss</i>	•41 Jack Burgess - <i>BER-jess</i>	•89 Jason Llewellyn - <i>loo-ELL-in</i>
•14 Brice Pollock - <i>PDE-lock</i>	•45 Brock Golwas - <i>GOLE-wahss</i>	•90 Ansel Nedore - <i>nuh-DORE-ee</i>
•18 Terrell Tilmon - <i>ter-ELL, TILL-min</i>	•47 Rylan Vagana - <i>RYE-len, vuh-GAH-nuh</i>	



ROSTER BREAKDOWN BY POSITION

QUARTERBACKS

2	Behren Morton	6-2	210	Sr-3L	Eastland, Texas (Eastland)
10	Lloyd Jones III	6-4	215	Fr-HS	Hitchcock, Texas (Hitchcock)
12	Mitch Griffis	6-0	195	Sr-TR	Ashburn, Va. (Broad Run)
15	Will Hammond	6-2	210	Fr-RS	Austin, Texas (Hutto)
16	Holden Phillips	6-1	210	Fr-HS	Lubbock, Texas (Frenship)

RUNNING BACKS

0	Quinten Joyner	5-11	215	So-TR	Austin, Texas (Manor)
8	Cameron Dickey	5-10	215	So-1L	Austin, Texas (Crockett)
20	J'Koby Williams	5-10	185	So-1L	Beckville, Texas (Beckville)
23	Adam Hill	6-1	230	Fr-RS	Albany, Texas (Albany)
33	Loic Tshibangu	6-0	215	Jr-SQ	Uccle, Belgium (IMI Secondaire)
35	Michael Henderson III	5-9	175	Fr-HS	Dallas, Texas (Wylie East)

TIGHT ENDS

7	Terrance Carter Jr.	6-2	245	Jr-TR	Killeen, Texas (Harker Heights)
9	Johncartos Miller II	6-5	240	Sr-1L	Greensboro, N.C. (Dudley)
83	Jack Esparza	6-4	245	Jr-SQ	Austin, Texas (St. Michael's Catholic)
86	Sean Robinson	6-5	215	Fr-HS	Greenbrae, Calif. (Cibolo Steele)
88	Trey Jackson	6-5	240	Fr-RS	Dallas, Texas (South Oak Cliff)
89	Jason Llewellyn	6-5	255	Jr-1L	Aledo, Texas (Aledo)

WIDE RECEIVERS

1	Reggie Virgil	6-3	190	Sr-TR	Apopka, Fla. (Mount Dora Christian Academy)
3	Coy Eakin	6-2	210	Jr-2L	Stephenville, Texas (Stephenville)
4	TJ West	6-1	195	So-SQ	Houston, Texas (Humble)
5	Caleb Douglas	6-4	205	Sr-1L	Missouri City, Texas (Hightower)
6	Kelby Valsin	6-1	195	So-1L	Arlington, Texas (Bowie)
11	Tyson Turner	6-2	215	Fr-RS	Bryan, Texas (Bryan)
13	Price Morgan	5-11	190	Jr-RS	Round Rock, Texas (Pflugerville Weiss)
14	Micah Hudson	6-0	200	So-1L	Temple, Texas (Lake Belton)
17	Leyton Stone	6-3	200	Fr-HS	Lubbock, Texas (Frenship)
18	Roy Alexander	5-11	200	Sr-TR	Fort Myers, Fla. (Riverdale)
19	Haydon Wiginton	5-11	190	Sr-1L	Midlothian, Texas (Heritage)
21	Tristian Gentry	6-0	180	Fr-HS	Stephenville, Texas (Stephenville)
80	Kai Powell	5-11	180	So-TR	Spring, Texas (Klein)
84	Michael Dever	6-1	195	Fr-HS	Lubbock, Texas (Lubbock Cooper)
85	Bryson Jones	6-3	190	Fr-HS	Frisco, Texas (Lone Star)
87	Preztynn Harrison	6-5	210	Fr-HS	Mineral Wells, Texas (Mineral Wells)

OFFENSIVE LINE

50	Patrick McMath	6-4	285	Fr-HS	Katy, Texas (Katy)
52	Cash Cleveland	6-2	305	So-TR	Rockwall, Texas (IMG Academy)
53	Holton Hendrix	6-4	295	Fr-RS	Lubbock, Texas (Lubbock Cooper)
56	Davion Carter^	6-0	295	Sr-1L	Pearl, Miss. (Pearl)
57	Hunter Zambrano	6-5	310	Sr-TR	Weston, Fla. (University)
61	Connor Carty	6-4	290	Fr-HS	Prosper, Texas (Prosper)
64	Jurrien Loftin	6-5	300	Jr-SQ	Aledo, Texas (Aledo)
65	D'Anthis Upshaw Jr.	6-5	305	Fr-RS	Irving, Texas (Irving)
66	Jackson Hildebrand	6-2	295	Fr-RS	San Antonio, Texas (Alamo Heights)
68	Ren Brown	6-4	305	Fr-HS	Stanton, Neb. (Stanton)
70	Jacob Ponton	6-8	305	Fr-RS	Dripping Springs, Texas (Dripping Springs)
71	Vinny Sciury^	6-4	295	Sr-RS	Massillon, Ohio (Perry)
72	Sheridan Wilson	6-5	300	Jr-1L	Argyle, Texas (Argyle)
73	Danilo Guberinich	6-5	285	Fr-HS	Ann Arbor, Mich. (Detroit Catholic Central)
74	Daniel Sill	6-5	310	So-SQ	College Station, Texas (A&M Consolidated)
75	Garin Maley	6-5	275	Fr-HS	La Vista, Neb. (Papillion-La Vista)
76	Will Jados	6-7	305	Sr-TR	Westerville, Ohio (Westerville Central)
77	Elias Gillen	6-6	300	Fr-HS	Rapid City, S.D. (Stevens)
78	Ellis Davis	6-7	300	Fr-RS	Prosper, Texas (Prosper)
79	Howard Sampson	6-8	340	Jr-TR	Houston, Texas (Humble)

SPECIALISTS

27	Upton Bellenfant	6-1	190	Jr-TR	Murfreesboro, Tenn. (Stewarts Creek)
37	Ian Hershey	5-11	190	Jr-TR	Pocatello, Idaho (Highland)
41	Jack Burgess	6-3	210	Sr-1L	Bacchus Marsh, Victoria, Australia (St. Patrick's College)
47	Rylan Vagana	6-0	215	Fr-RS	Huntington Beach, Calif. (Mater Dei)
48	Stone Harrington	6-3	200	Jr-1L	Colleyville, Texas (Colleyville Heritage)

ALPHABETICAL

NAME	NO	POS
Oliver Miles III	15	DB
Alexander, Roy	18	WR
Allen, Tanner	58	DL
Anderson Jr., Charles	97	OLB
Bailey, David	31	OLB
Balfour, Dontae	20	CB
Banks, E'Maurion	8	DL
Bellenfant, Upton	27	K
Boyd, Amier	27	CB
Brown, Ren	68	OL
Burgess, Jack	41	P
Carter, Davion	56	OL
Carter Jr., Terrance	7	TE
Carty, Connor	61	OL
Cleveland, Cash	52	OL
Cofield, Jayden	51	DL
Collins, Chief	29	S
Curry, John	6	LB
Davis, Ellis	78	OL
Dever, Michael	84	WR
Dickey, Cameron	8	RB
Dillingham, Luke	39	S
Dingle Jr., Miquel	21	S
Douglas, Caleb	5	WR
Eakin, Coy	3	WR
Elder, Gage	35	LB
Esparza, Jack	83	TE
Esquerra, Malik	24	S
Esters III, Charles	11	OLB
Gentry, Tristian	21	WR
Gill-Howard, Skyler	0	DL
Gillen, Elias	77	OL
Golwas, Brock	45	LB
Grant, Tarrion	23	CB
Griffis, Mitch	12	QB
Guberinich, Danilo	73	OL
Hammond, Will	15	QB
Hampton, Ashton	16	CB
Harrington, Stone	48	K
Harrison, Preztynn	87	WR
Harrison-Pilot, Mikal	30	S
Height, Romello	9	OLB
Henderson III, Michael	35	RB
Hendrix, Holton	53	OL
Hershey, Ian	37	P/K
Hildebrand, Jackson	66	OL
Hill, Adam	23	RB
Holmes Jr., A.J.	33	DL
Horn, Maurion	4	CB
Horne, Justin	36	LB
Hudson, Micah	14	WR
Hunter, Lee	2	DL
Jackson, Trey	88	TE
Jados, Will	76	OL
Jones, Bryson	85	WR
Jones III, Lloyd	10	QB
Jordan, Brenden	7	S
Joyner, Quintaelyn	19	S
Joyner, Quinten	0	RB
Lemons, Chris	43	LB
Lewis, Chapman	25	S
Lindsay, Deante	26	CB



ALPHABETICAL

NAME	NO	POS
Llewellyn, Jason	89	TE
Loftin, Jurrien	64	OL
Long, Kasen	92	DL
Low, Trent	34	LB
Maley, Garin	75	OL
McCarty, A.J.	1	S
McDonald, Braylan	28	S
McMath, Patrick	50	OL
Miles III, Oliver	15	S
Miller II, JohnCarlos	9	TE
Morgan, Peyton	17	S
Morgan, Price	13	WR
Morton, Behren	2	QB
Nedore, Ansel	90	OLB
Ofili, Cheta	32	OLB
Phillips, Holden	16	QB
Pollock, Brice	14	CB
Ponton, Jacob	70	OL
Powell, Kai	80	WR
Ramirez, Bryce	3	LB
Ramon-Edwards, Marcus	22	S
Rigsby, Braylon	94	DL
Roberts, Ben	13	LB
Robinson, Sean	86	TE
Rodriguez, Jacob	10	LB
Sampson, Howard	79	OL
Sciury, Vinny	71	OL
Sill, Daniel	63	OL
Singleton, Dylan	93	DL
Smith, Eddy	50	OLB
Smith, Wesley	40	LB
Spencer, Dylan	85	OLB
Stevenson, Macho	12	CB
Stone, Leyton	17	WR
Tilmon, Terrell	18	OLB
Tshibangu, Loic	33	RB
Turner, Tyson	11	WR
Upshaw Jr., D'Anthis	65	OL
Vagana, Rylan	47	LS
Valsin, Kelby	6	WR
Virgil, Reggie	1	WR
Washington, Amier	88	DL
West, TJ	4	WR
Wiginton, Haydon	19	WR
Williams, J'Koby	20	RB
Williams, Keyshawn	96	DL
Wilson, Sheridan	72	OL
Wisniewski, Cole	5	S
Zambrano, Hunter	57	OL

ROSTER BREAKDOWN BY POSITION

DEFENSIVE LINE						
0	Skyler Gill-Howard	6-1	290	Sr-TR	Milwaukee, Wis. (Greenfield)	
2	Lee Hunter	6-4	330	Sr-TR	Mobile, Ala. (Blount)	
8	E'Maurion Banks	6-5	300	Sr-2L	Wichita Falls, Texas (Rider)	
33	A.J. Holmes Jr.	6-3	300	Jr-TR	Houston, Texas (Westfield)	
51	Jayden Cofield	6-2	330	So-1L	Austin, Texas (Manor)	
58	Tanner Allen	6-3	280	Jr-SQ	Bryan, Texas (Bryan)	
88	Amier Washington	6-2	270	So-1L	Orange, Texas (Little Cypress-Mauriceville)	
92	Kasen Long	6-5	270	Fr-RS	Shallowater, Texas (Shallowater)	
93	Dylan Singleton	6-5	290	Fr-HS	New Iberia, La. (Loreauville)	
96	Keyshawn Williams	6-3	325	Fr-RS	Houston, Texas (Dekaney)	
97	Charles Anderson Jr.	6-6	280	Fr-RS	Houston, Texas (Pearland Dawson)	

OUTSIDE LINEBACKERS						
9	Romello Height	6-3	240	Sr-TR	Dublin, Ga. (Dublin)	
11	Charles Esters III	6-3	270	Sr-2L	Cedar Hill, Texas (Cedar Hill)	
18	Terrell Tilmon	6-5	240	Sr-2L	Arlington, Texas (Mansfield Timbervue)	
31	David Bailey	6-3	250	Sr-TR	Irvine, Calif. (Mater Dei)	
32	Cheta Ofili	6-4	240	Fr-RS	Rowlett, Texas (Sachse)	
50	Eddy Smith	6-6	275	Fr-RS	Pearland, Texas (Pearland Dawson)	
85	Dylan Spencer	6-5	250	So-1L	Orange, Texas (C.E. King)	
90	Ansel Nedore	6-3	270	So-1L	Round Rock, Texas (Round Rock)	
94	Braylon Rigsby	6-2	275	So-1L	Woodville, Texas (Woodville)	

INSIDE LINEBACKERS						
3	Bryce Ramirez^	6-2	235	Sr-3L	Missouri City, Texas (George Ranch)	
6	John Curry	6-2	235	So-1L	Lubbock, Texas (Coronado)	
10	Jacob Rodriguez	6-1	235	Sr-2L	Wichita Falls, Texas (Rider)	
13	Ben Roberts	6-3	240	Jr-2L	Haslet, Texas (Eaton)	
34	Trent Low^	6-1	220	Sr-2L	Midland, Texas (Midland Lee)	
35	Gage Elder	5-11	220	Sr-1L	Rockwall, Texas (Rockwall)	
36	Justin Horne	6-0	225	So-1L	New Orleans, La. (John Curtis Christian)	
40	Wesley Smith	5-10	220	Jr-2L	Midland, Texas (Legacy)	
43	Chris Lemons	6-2	220	So-SQ	Prosper, Texas (Prosper)	
45	Brock Golwas	6-1	235	Fr-HS	Flower Mound, Texas (Marcus)	

SAFETIES						
1	A.J. McCarty	6-0	195	Sr-1L	Brownwood, Texas (Brownwood)	
5	Cole Wisniewski	6-4	220	Sr-TR	Sparta, Wis. (Sparta)	
7	Brenden Jordan	6-0	205	Jr-2L	Mansfield, Texas (Mansfield)	
15	Oliver Miles III	6-2	190	Fr-RS	El Campo, Texas (El Campo)	
17	Peyton Morgan	6-0	180	Fr-RS	Round Rock, Texas (Pflugerville Weiss)	
19	Quintaelyn Joyner	6-0	200	Fr-HS	Austin, Texas (Bastrop)	
21	Miquel Dingle Jr.	6-2	225	So-1L	Charleston, S.C. (Byrnes)	
22	Marcus Ramon-Edwards	6-3	225	So-SQ	Lubbock, Texas (Trinity Christian)	
24	Malik Esquerra	6-3	205	Fr-RS	Killeen, Texas (Shoemaker)	
25	Chapman Lewis	6-1	185	Jr-2L	Burleson, Texas (Burleson Centennial)	
28	Braylan McDonald	6-0	195	Fr-HS	Terrell, Texas (Lancaster)	
29	Chief Collins	6-0	200	Sr-2L	Lucas, Texas (Lovejoy)	
30	Mikal Harrison-Pilot	6-0	215	So-SQ	Temple, Texas (Temple)	
39	Luke Dillingham	6-1	205	Sr-SQ	Brock, Texas (Brock)	

CORNERBACKS						
4	Maurion Horn	5-11	190	Jr-2L	Broken Arrow, Okla. (Broken Arrow)	
12	Macho Stevenson	6-1	190	So-1L	Shreveport, La. (Captain Shreve)	
14	Brice Pollock	6-0	195	Jr-TR	Snellville, Ga. (Shiloh)	
16	Ashton Hampton	6-0	170	Fr-RS	Pearland, Texas (Pearland)	
20	Dontae Balfour	6-1	185	Sr-TR	Starke, Fla. (Bradford)	
23	Tarrion Grant	6-2	190	So-TR	Sumter, S.C. (Siegel)	
26	Deante Lindsay	6-1	185	Fr-HS	Ada, Okla. (Ada)	
27	Amier Boyd	6-2	190	Jr-TR	Phoenix, Ariz. (Mountain Pointe)	

ROSTER KEY

^ represents Super Senior who is utilizing COVID season for final year of eligibility

BIG 12 CONFERENCE STANDINGS

	CONF	PCT.	OVERALL	STK
Iowa State	1-0	1.000	3-0	W3
Arizona	0-0	1.000	2-0	W2
BYU	0-0	1.000	2-0	W2
UCF	0-0	1.000	2-0	W2
Houston	0-0	1.000	2-0	W2
Texas Tech	0-0	1.000	2-0	W2
Utah	0-0	1.000	2-0	W2
TCU	0-0	.000	1-0	W1
Kansas	0-0	.667	2-1	L1
Arizona State	0-0	.500	1-1	L1
Baylor	0-0	.500	1-1	W1
Cincinnati	0-0	.500	1-1	W1
Colorado	0-0	.500	1-1	W1
Oklahoma State	0-0	.500	1-1	L1
West Virginia	0-0	.500	1-1	L1
Kansas State	0-1	.333	1-2	L1

BIG 12 UPCOMING SCHEDULE

FRIDAY, SEPTEMBER 12

Colorado at Houston (ESPN)	6:30 p.m.
Kansas State at Arizona (FOX)	8 p.m.

SATURDAY, SEPTEMBER 13

Samford at Baylor (ESPN+)	11 a.m.
Oregon State at Texas Tech (FOX)	2:30 p.m.
Northwestern State at Cincinnati (ESPN+)	2:30 p.m.
Pittsburgh at West Virginia (ESPN)	2:30 p.m.
Iowa State at Arkansas State (ESPN2)	3 p.m.
Abilene Christian at TCU (ESPN+)	7 p.m.
Utah at Wyoming (CBS Sports Network)	7 p.m.
Texas State at Arizona State (TNT/Max)	9:30 p.m.

FRIDAY, SEPTEMBER 19

Tulsa at Oklahoma State (ESPN)	6 p.m.
--------------------------------	--------

SATURDAY, SEPTEMBER 20

North Carolina at UCF	TBA
BYU at East Carolina	TBA
SMU at TCU	TBA
West Virginia at Kansas	TBA
Arizona State at Baylor	TBA
Wyoming at Colorado	TBA
Texas Tech at Utah	TBA

FRIDAY, SEPTEMBER 26

TCU at Arizona State (FOX)	8 p.m.
Houston at Oregon State (ESPN)	9:30 p.m.

SATURDAY, SEPTEMBER 27

Utah at West Virginia	TBA
Baylor at Oklahoma State	TBA
Cincinnati at Kansas	TBA
Arizona at Iowa State	TBA
UCF at Kansas State	TBA
BYU at Colorado (ESPN)	9:15 p.m.

2025 OPPONENT SCHEDULES/RESULTS



Arkansas at Pine Bluff
0-2, 0-0 SWAC
Aug. 30 • 6:30 p.m.
Lubbock, Texas

Date	Opponent	Time/Result
Aug. 30	at Texas Tech	L, 67-7
Sept. 6	at Central Arkansas	L, 41-7
Sept. 13	Lincoln (CA)	6 p.m.
--	OPEN DATE	--
Sept. 27	vs. Alcorn State	6 p.m.
Oct. 4	at Texas Southern	6 p.m.
Oct. 11	Westgate Christian	2 p.m.
Oct. 18	Grambling State	2 p.m.
Oct. 25	at Bethune-Cookman	2 p.m.
Nov. 1	Southern	2 p.m.
Nov. 8	Florida A&M	2 p.m.
Nov. 15	at Prairie View A&M	2 p.m.
Nov. 22	at Alabama State	TBA



UTAH UTES
1-0, 0-0 Big 12
Sept. 20 • TBD
Salt Lake City, UT

Date	Opponent	Time/Result
Aug. 30	at UCLA	W, 43-10
Sept. 6	Cal Poly	W, 63-9
Sept. 13	at Wyoming	7 p.m.
Sept. 20	Texas Tech	TBA
Sept. 27	at West Virginia	TBA
--	OPEN DATE	--
Oct. 11	Arizona State	TBA
Oct. 18	at BYU	TBA
Oct. 25	Colorado	TBA
Nov. 1	Cincinnati	TBA
--	OPEN DATE	--
Nov.15	at Baylor	TBA
Nov.22	Kansas State	TBA
Nov.28	at Kansas	11 a.m.



ARIZONA ST SUN DEVILS
1-0, 0-0 Big 12
Oct. 18 • TBD
Tempe, Ariz.

Date	Opponent	Time/Result
Aug. 30	Northern Arizona	W, 38-19
Sept. 6	at Mississippi State	L, 24-20
Sept. 13	Texas State	9:30 p.m.
Sept. 20	at Baylor	TBA
Sept. 26	TCU	8 p.m.
--	OPEN DATE	--
Oct. 11	at Utah	TBA
Oct. 18	Texas Tech	TBA
Oct. 25	Houston	TBA
Nov. 1	at Iowa State	TBA
--	OPEN DATE	--
Nov. 15	West Virginia	TBA
Nov. 22	at Colorado	TBA
Nov. 28	Arizona	TBA



BYU COUGARS
1-0, 0-0 Big 12
Nov. 9 • TBD
Lubbock, Texas

Date	Opponent	Time/Result
Aug. 30	Portland State	W, 69-0
Sept. 6	Stanford	W, 27-3
Sept. 20	at East Carolina	TBA
Sept. 27	at Colorado	9:15 p.m.
Oct. 3	West Virginia	9:30 p.m.
--	OPEN DATE	--
Oct. 11	at Arizona	TBA
Oct. 18	Utah	TBA
Oct. 25	at Iowa State	TBA
--	OPEN DATE	--
Nov. 8	at Texas Tech	TBA
Nov. 15	TCU	TBA
Nov. 22	at Cincinnati	TBA
Nov. 29	UCF	TBA



KENT STATE
1-0, 0-0 MAC
Sept. 6 • 11:00 a.m.
Lubbock, Texas

Date	Opponent	Time/Result
Aug. 30	Merrimack College	W, 21-17
Sept. 6	at Texas Tech	L, 62-14
Sept. 13	Buffalo	12 p.m.
Sept. 20	at Florida State	TBA
--	OPEN DATE	--
Oct. 4	at Oklahoma	TBA
Oct. 11	Massachusetts	TBA
Oct. 18	at Toledo	TBA
Oct. 25	Bowling Green	TBA
--	OPEN DATE	--
Nov. 5	at Ball State	TBA
Nov. 11	at Akron	7:30 p.m.
Nov. 29	Central Michigan	7 p.m.
Nov. 28	at Northern Illinois	TBA



HOUSTON COUGARS
1-0, 0-0 Big 12
Oct. 4 • TBD
Houston, Texas

Date	Opponent	Time/Result
Aug. 28	Stephen F. Austin	W, 27-0
Sept. 6	at Rice	W, 35-9
Sept. 12	Colorado	6:30 p.m.
--	OPEN DATE	--
Sept. 26	at Oregon State	9:30 p.m.
Oct. 4	Texas Tech	TBA
Oct. 11	at Oklahoma State	TBA
Oct. 18	Arizona	TBA
Oct. 25	at Arizona State	TBA
Nov. 1	West Virginia	TBA
Nov. 7	at UCF	TBA
--	OPEN DATE	--
Nov. 22	TCU	TBA
Nov. 29	at Baylor	TBA



OKLAHOMA ST COWBOYS
1-0, 0-0 Big 12
Oct. 25 • TBD
Lubbock, Texas

Date	Opponent	Time/Result
Aug. 28	UT Martin	W, 27-7
Sept. 6	at Oregon	L, 69-3
--	OPEN DATE	--
Sept. 19	Tulsa	6 p.m.
Sept. 27	Baylor	TBA
Oct. 4	at Arizona	TBA
Oct. 11	Houston	TBA
Oct. 18	Cincinnati	TBA
Oct. 25	at Texas Tech	TBA
Nov. 1	at Kansas	TBA
--	OPEN DATE	--
Nov. 15	Kansas State	TBA
Nov. 22	at UCF	TBA
Nov. 29	Iowa State	TBA



UCF KNIGHTS
1-0, 0-0 Big 12
Nov. 15 • TBD
Lubbock, Texas

Date	Opponent	Time/Result
Aug. 28	Jacksonville State	W, 17-10
Sept. 6	North Carolina A&T	W, 68-7
--	OPEN DATE	--
Sept. 20	North Carolina	TBA
Sept. 27	at Kansas State	TBA
Oct. 4	Kansas	TBA
Oct. 11	Cincinnati	TBA
Oct. 18	West Virginia	TBA
--	OPEN DATE	--
Nov. 1	at Baylor	TBA
Nov. 7	Houston	TBA
Nov. 15	at Texas Tech	TBA
Nov. 22	Oklahoma State	TBA
Nov. 29	at BYU	TBA



OREGON STATE
0-1, 0-0 PAC 12
Sept. 13 • 2:30 p.m.
Lubbock, Texas

Date	Opponent	Time/Result
Aug. 30	Cal	L, 34-15
Sept. 6	Fresno State	L, 36-27
Sept. 13	at Texas Tech	2:30 p.m.
Sept. 20	at Oregon	TBA
Sept. 26	Houston	9:30 p.m.
Oct. 4	at App State	TBA
Oct. 11	Wake Forest	2:30 p.m.
Oct. 18	Lafayette	9 p.m.
--	OPEN DATE	--
Nov. 1	Washington State	6:30 p.m.
Nov. 8	Sam Houston	9 p.m.
Nov. 15	at Tulsa	TBA
--	OPEN DATE	--
Nov. 29	at Washington State	5:30 p.m.



KANSAS JAYHAWKS
2-0, 0-0 Big 12
Oct. 11 • TBD
Lubbock, Texas

Date	Opponent	Time/Result
Aug. 23	Fresno State	W, 46-7
Aug. 29	Wagner	W, 46-7
Sept. 6	at Missouri	L, 42-31
--	OPEN DATE	--
Sept. 20	West Virginia	TBA
Sept. 27	Cincinnati	TBA
Oct. 4	at UCF	TBA
Oct. 11	at Texas Tech	TBA
Oct. 25	Kansas State	TBA
Nov. 1	Oklahoma State	TBA
Nov. 8	at Arizona	TBA
--	OPEN DATE	--
Nov. 22	at Iowa State	TBA
Nov. 28	Utah	11 a.m.



KANSAS STATE WILDCATS
1-1, 0-1 Big 12
Nov. 1 • TBD
Manhattan, Kan.

Date	Opponent	Time/Result
Aug. 23	vs. Iowa State	L, 24-21
Aug. 30	North Dakota	W, 38-35
Sept. 6	Army	L, 24-21
Sept. 12	at Arizona	8 p.m.
--	OPEN DATE	--
Sept. 27	UCF	TBA
Oct. 4	at Baylor	TBA
Oct. 11	TCU	TBA
--	OPEN DATE	--
Oct. 25	at Kansas	TBA
Nov. 1	at Texas Tech	TBA
Nov. 15	at Oklahoma State	TBA
Nov. 22	at Utah	TBA
Nov. 29	Colorado	TBA



WEST VIRGINIA
1-0, 0-0 Big 12
Nov. 29 • TBD
Morgantown, W. Va.

Date	Opponent	Time/Result
Aug. 30	Robert Morris	W, 45-3
Sept. 6	at Ohio	L, 17-10
Sept. 13	Pittsburgh	2:30 p.m.
Sept. 20	at Kansas	TBA
Sept. 27	Utah	TBA
Oct. 3	at BYU	TBA
--	OPEN DATE	--
Oct. 18	at UCF	TBA
Oct. 25	TCU	TBA
Nov. 1	at Houston	TBA
Nov. 8	Colorado	TBA
Nov. 15	at Arizona State	TBA
--	OPEN DATE	--
Nov. 29	Texas Tech	TBA



NATIONAL RANKINGS

ASSOCIATED PRESS (Week 3, Sept. 7)

Team	Record	Points
1. Ohio State (57)	2-0	16314
2. Penn State (5)	2-0	1524
3. LSU (2)	2-0	1487
4. Oregon (1)	2-0	1375
5. Miami	2-0	1360
6. Georgia	2-0	1350
7. Texas	1-1	1248
8. Notre Dame	0-1	1086
9. Illinois	2-0	1001
10. Florida State	2-0	954
11. South Carolina	2-0	927
12. Clemson	1-1	894
13. Oklahoma	2-0	893
14. Iowa State	3-0	794
15. Tennessee	2-0	537
16. Texas A&M	2-0	532
17. Ole Miss	2-0	518
18. South Florida	2-0	444
19. Alabama	1-1	396
20. Utah	2-0	361
21. Texas Tech	2-0	347
22. Indiana	2-0	331
23. Michigan	1-1	250
24. Auburn	2-0	172
25. Missouri	2-0	109

RECEIVING VOTES: Arizona St. 94, BYU 92, Georgia Tech 78, Florida 70, Southern Cal 64, TCU 58, Mississippi St. 52, Louisville 49, SMU 26, Nebraska 10, Tulane 9, Baylor 7, UNLV 5, Pittsburgh 3, Navy 2, Memphis 1, Vanderbilt 1.

USA TODAY AFCA COACHES POLL (Week 3, Sept. 7)

Team	Record	Points
1. Ohio State (62)	2-0	1668
2. Penn State (4)	2-0	1576
3. Georgia	2-0	1488
4. LSU (1)	2-0	1472
5. Oregon	2-0	1423
6. Miami	2-0	1330
7. Texas	1-1	1288
8. Notre Dame	0-1	1041
9. Illinois	2-0	1019
10. South Carolina	2-0	1007
11. Clemson	1-1	995
12. Florida State	2-0	843
13. Ole Miss	2-0	803
14. Iowa State	3-0	794
15. Tennessee	2-0	733
16. Oklahoma	2-0	693
17. Texas A&M	2-0	514
18. Alabama	1-1	436
19. Indiana	2-0	425
20. Texas Tech	2-0	362
21. Utah	2-0	270
22. Michigan	1-1	241
23. South Florida	2-0	232
24. Arizona State	1-1	206
25. BYU	2-0	169

RECEIVING VOTES: Missouri 142, Louisville 88, USC 87, SMU 87, Florida 68, Auburn 57, Tulane 55, TCU 36, Georgia Tech 26, Nebraska 19, Navy 16, Washington 15, Mississippi State 15, Memphis 11, Baylor 9, Vanderbilt 7, Kansas 4, UNLV 3, Pittsburgh 1, North Carolina State 1.

TEXAS TECH IN THE RANKINGS | WEEK-BY-WEEK

Week	AP	Coaches	CFP
Preseason	23	24	--
Week 2	24	23	--
Week 3	21	20	--
Week 4			
Week 5			
Week 6			
Week 7			
Week 8			
Week 9			
Week 10			
Week 11			
Week 12			
Week 13			
Week 14			
Week 15			
Week 16			

THE LAST TIME TEXAS TECH WAS...

Ranked in AP Poll	Aug. 11, 2025 (No. 23)
Ranked in Coaches' Poll	Preseason 2025 (No. 24)
RV in the AP Poll	Nov. 3, 2024
RV in Coaches' Poll	Nov. 3, 2024

MISCELLANEOUS RECORDS:

Highest Ranking (AP):	No. 2 (Nov. 2-16, 2008)
Highest Ranking (Coaches):	No. 2 (Nov. 9-16, 2008)
Highest Final Ranking (AP):	No. 11 (1938, 1973)
Highest Final Ranking (Coaches):	No. 11 (1973)
Consecutive Weeks Ranked (AP):	20 (2004-06)

COLLEGE FOOTBALL PLAYOFF RANKINGS

The selection committee will announce its first of six rankings on November 4. The committee members will convene in person on Mondays and Tuesdays, revealing their rankings each week on ESPN. The final selection committee rankings of the 2025 season will be released on Selection Day, Sunday, December 7. At that time, the committee will also announce the 12-team Playoff bracket pairings and game sites.

DATE	TIME
Tuesday, November 4	8-8:45 p.m. ET
Tuesday, November 11	7-8 p.m. ET
Tuesday, November 18	8:30-9 p.m. ET
Tuesday, November 25	7-8 p.m. ET
Tuesday, December 2	7-7:30 p.m. ET
Sunday, December 7	Noon - 3 p.m. ET

2025-26 CFP SCHEDULE	DATES
First Round (<i>campus sites</i>)	Dec. 19/20
Quarterfinals (<i>Cotton, Orange, Rose, Sugar</i>)	Dec. 31/Jan. 1
Semifinals (<i>Fiesta, Peach</i>)	Jan. 8/9
National Championship (<i>Miami, Fla.</i>)	Jan. 19

BIG 12 CONFERENCE 2024-27 SCHEDULING MATRIX

2024

Date	Opponent	Location
A31	Abilene Christian	Lubbock, TX
S7	at Washington State	Pullman, WA
S14	North Texas	Lubbock, TX
S21	Arizona State*	Lubbock, TX
S28	Cincinnati*	Lubbock, TX
O5	at Arizona*	Tuscon, AZ
O19	Baylor*	Lubbock, TX
O26	at TCU*	Fort Worth, TX
N2	at Iowa State*	Ames, IA
N9	Colorado*	Lubbock, TX
N23	at Oklahoma State*	Stillwater, OK
N30	West Virginia*	Lubbock, TX

* - Big 12 game

2025

Date	Opponent	Location
A30	Arkansas at Pine Bluff	Lubbock, TX
S6	Kent State	Lubbock, TX
S13	Oregon State	Lubbock, TX
S20	at Utah*	Salt Lake City, UT
O4	at Houston*	Houston, TX
O11	Kansas*	Lubbock, TX
O18	at Arizona State*	Tempe, AZ
O25	Oklahoma State*	Lubbock, TX
N1	at Kansas State*	Manhattan, KS
N8	BYU*	Lubbock, TX
N15	UCF*	Lubbock, TX
N29	at West Virginia*	Morgantown, WV

* - Big 12 game

2026

Date	Opponent	Location
S5	Abilene Christian	Lubbock, TX
S12	at Oregon State	Corvallis, OR
S26	Sam Houston	Lubbock, TX
	Arizona*	Lubbock, TX
	Arizona State*	Lubbock, TX
	Houston*	Lubbock, TX
	TCU*	Lubbock, TX
	West Virginia*	Lubbock, TX
	at Baylor*	Waco, TX
	at Cincinnati*	Cincinnati, OH
	at Colorado*	Boulder, CO
	at Oklahoma State*	Stillwater, TX

All future conference dates (2026-27) are TBD

2027

Date	Opponent	Location
S4	Arkansas at Pine Bluff	Lubbock, TX
S11	at North Texas	Denton, TX
S18	N.C. State	Lubbock, TX
	Baylor*	Lubbock, TX
	Iowa State*	Lubbock, TX
	Kansas State*	Lubbock, TX
	Utah*	Lubbock, TX
	at BYU*	Provo, UT
	at Houston*	Houston, TX
	at Kansas*	Lawrence, KS
	at TCU*	Fort Worth, TX
	at UCF*	Orlando, FL

All future conference dates (2026-27) are TBD



INDIVIDUAL | SINGLE-GAME CAREER HIGHS

PASSING

		Completions		Attempts		Yards		300-YD Passing Games (career)
Name	2025	Career		2025	Career	2025	Career	
#2 Behren Morton	18 (vs. Kent St.)	39 ('22 at Oklahoma St.)		26 (vs. Kent St.)	62 ('22 at Oklahoma St.)	258 (vs. Kent St.)	401 ('24 at Oklahoma St.)	6
#12 Mitch Griffis	2 (2x, last vs. Kent St.)	24 ('23 at Old Dominion)*		3 (vs. UAPB)	41 ('23 at Old Dominion)*	21 (vs. UAPB)	329 ('23 vs. Elon)*	2
#15 Will Hammond	7 (2x, last vs. Kent St.)	20 ('24 vs. Arkansas)		10 (vs. Kent St.)	34 ('24 vs. Arkansas)	94 (vs. Kent St.)	280 ('24 vs. Arkansas)	0
		Longest Pass		Touchdowns		Interceptions		
Name	2025	Career		2025	Career	2025	Career	
#2 Behren Morton	50 (vs. Kent St.)	70 ('24 vs. North Texas)		4 (vs. UAPB)	5 ('24 vs. ACU)	has not happened	3 (2x, last '23 at Texas)	
#12 Mitch Griffis	13 (vs. UAPB)	69 ('23 vs. Elon)*		1 (vs. UAPB)	3 (3x, last '23 vs. ODU)*	has not happened	2 (2x, last '23 vs. Ga. Tech)*	
#15 Will Hammond	38 (vs. Kent St.)	47 ('24 vs. Arkansas)		1 (2x, last vs. Kent St.)	1 (4x, last '25 vs. Kent St.)	has not happened	2 ('24 vs. Arkansas)	

RUSHING

		Attempts		Yards		TDs		Longest Career	100-Yd
Name	2025	Career		2025	Career	2025	Career	Run	Games
#8 Cameron Dickey	13 (vs. UAPB)	15 ('24 vs. Arkansas)		90 (vs. UAPB)	90 ('25 vs. UAPB)	2 (vs. Kent St.)	2 ('25 vs. Kent St.)	37 ('24 vs. North Texas)	0
#20 J'Koby Williams	9 (vs. UAPB)	15 ('24 vs. Arkansas)		56 (vs. UAPB)	123 ('24 vs. Arkansas)	1 (vs. UAPB)	1 (3x, last '25 vs. UAPB)	54 ('24 vs. Arkansas)	1
#23 Adam Hill	16 (vs. Kent St.)	16 ('25 vs. Kent St.)		127 (vs. Kent St.)	127 ('25 vs. Kent St.)	has not happened	has not happened	36 ('25 vs. Kent St.)	1
Quarterbacks									
#2 Behren Morton	1 (vs. Kent St.)	17 ('22 at Oklahoma St.)		4 (vs. Kent St.)	53 ('22 at Oklahoma St.)	has not happened	1 (6x, last '24 vs. UNT)	26 ('24 vs. Cincinnati)	0
#12 Mitch Griffis	2 (vs. Kent St.)	20 ('23 vs. Ga. Tech)*		13 (vs. Kent St.)	55 ('23 at Duke)*	has not happened	2 ('23 at Duke)*	27 ('23 vs. Ga. Tech)*	0
#15 Will Hammond	3 (vs. Kent St.)	8 ('24 at TCU)		64 (vs. UAPB)	64 ('25 vs. UAPB)	1 (2x, last vs. Kent St.)	1 (4x, last '25 vs. Kent St.)	64 ('25 vs. UAPB)	0

RECEIVING

		Receptions		Yards		TDs		Longest Career	100-Yd
Name	2025	Career		2025	Career	2025	Career	Reception	Games
#1 Reggie Virgil	5 (vs. Kent St.)	6 ('24 at Bowling Green)*		56 (vs. UAPB)	113 ('24 at Eastern Michigan)*	2 (vs. Kent St.)	2 (2x, last '25 vs. Kent St.)*	75 ('24 at E. Michigan)*	3
#3 Coy Eakin	3 (2x, last vs. Kent St.)	8 ('23 vs. TCU)		59 (vs. Kent St.)	106 ('23 vs. Cal)	1 (2x, last vs. Kent St.)	2 (2x, last '24 vs. Cincy)	70 ('24 vs. North Texas)	2
#5 Caleb Douglas	3 (vs. UAPB)	9 (2x, last '24 at TCU)		44 (vs. UAPB)	140 ('24 at TCU)	has not happened	3 ('24 vs. Baylor)	62 ('22 vs. E. Wash.)	4
#6 Kelby Valsin	1 (2x, last vs. Kent St.)	2 ('24 vs. Arkansas)		18 (vs. UAPB)	18 ('25 vs. UAPB)	has not happened	has not happened	18 ('25 vs. UAPB)	0
#7 Terrance Carter Jr.	3 (vs. UAPB)	7 (2x, '24 at Coastal C.)*		50 (vs. Kent St.)	149 ('24 at Coastal C.)*	2 (vs. UAPB)	2 ('25 vs. UAPB)	74 ('24 vs. App State)*	*2/0
#9 John Carlos Miller II	2 (2x, last vs. Kent St.)	5 ('23 at Delaware)*		24 (vs. UAPB)	101 ('23 at Delaware)*	has not happened	1 (10x, last '24 vs. Ariz. St.)*	70 ('23 at Delaware)*	*1/0
#14 Micah Hudson	2 (vs. UAPB)	3 ('24 vs. North Texas)		20 (vs. UAPB)	43 ('24 vs. North Texas)	has not happened	has not happened	38 ('24 at Arizona)	0
#18 Roy Alexander	3 (vs. Kent St.)	13 ('24 at S. Dakota St.)*		31 (vs. Kent St.)	163 ('24 vs. Lamar)*	has not happened	3 (2x, last '24 vs. Lamar)*	67 ('21 at NDSU)*	*6/0
Running Backs									
#8 Cameron Dickey	2 (vs. Kent St.)	5 ('24 at Washington St.)		10 (vs. Kent St.)	34 ('24 at Washington St.)	has not happened	1 ('24 at Washington St.)	12 ('24 at Wash. St.)	0
#20 J'Koby Williams	3 (vs. Kent St.)	4 ('24 vs. Arkansas)		35 (vs. Kent St.)	36 ('24 vs. Arkansas)	has not happened	1 ('24 vs. Baylor)	30 ('25 vs. Kent St.)	0

DEFENSE

		Tackles		Sacks		TFLs		INT	
Name	2025	Career		2025	Career	2025	Career		
#0 Skyler Gilt-Howard	4 (vs. Kent St.)	7 ('24 at Bowling Green)*		0.5 (vs. UAPB)	2.0 ('24 at Bowling Green)*	1.0 (vs. Kent State)	3.0 ('24 at Bowling Green)*	1 ('25 vs. Kent State)	
#1 A.J. McCarty	4 (vs. Kent State)	9 ('22 at Iowa St.)	has not happened	0.5 ('24 vs. Arizona St.)	0.5 ('24 vs. Arizona St.)	1.0 (vs. UAPB)	1.0 (7x, last '25 vs. UAPB)	1 (3x)*	
#2 Lee Hunter	2 (vs. Kent State)	9 ('23 vs. Baylor)*		0.5 (vs. UAPB)	1.0 (5x)*	0.5 (vs. UAPB)	2.5 (2x, last '24 vs. Utah)*	has not happened	
#3 Bryce Ramirez	4 (vs. UAPB)	7 ('23 at BYU)		1.0 (vs. UAPB)	1.0 ('25 vs. UAPB)	1.0 (vs. UAPB)	1.0 ('25 vs. UAPB)	1 ('24 vs. UNT)	
#4 Maurion Horn	has not happened	11 ('24 vs. ACU)	has not happened	has not happened	has not happened	has not happened	1.0 (3x, last '24 vs. W. Virginia)	has not happened	
#5 Cole Wisniewski	1 (vs. UAPB)	11 (3x, last '23 at Montana)*	has not happened	1.0 ('21 vs. UNI)*	1.0 ('21 vs. UNI)*	has not happened	1.0 (5x)	2 (2x)	
#6 John Curry	5 (vs. Kent St.)	7 (2x, last '24 vs. Arkansas)	has not happened	has not happened	has not happened	1.0 (vs. UAPB)	1.0 ('25 vs. UAPB)	1 ('24 vs. WVU)	
#7 Brenden Jordan	1 (2x, last vs. Kent St.)	6 ('23 vs. K-State)	has not happened	0.5 ('24 at TCU)	0.5 ('24 at TCU)	has not happened	1.0 (3x, last '24 vs. Arkansas)	has not happened	
#8 E'Maurion Banks	1 (2x, last vs. Kent St.)	5 (2x, last '24 at Wash. St.)	has not happened	1.0 ('23 vs. Cal)	1.0 ('23 vs. Cal)	has not happened	2.0 ('23 vs. Cal)	has not happened	
#9 Romello Height	2 (vs. Kent St.)	5 (2x, last '24 at Louisville)*		1.0 (' vs. Kent St.)	2.0 ('23 at Arizona State)*	1.0 (vs. Kent St.)	2.0 ('23 at Arizona State)*	1 ('24 vs. NCST)*	
#10 Jacob Rodriguez	5 (vs. Kent St.)	17 ('24 vs. Colorado)	has not happened	2.0 ('23 at Arizona State)*	2.0 ('24 at Iowa State)	has not happened	2.5 ('24 at Iowa State)	1 (2x)	
#11 Charles Esters III	2 (vs. UAPB)	7 ('23 vs. Oregon)	has not happened	2.0 ('23 at Baylor)	2.0 ('23 at Baylor)	has not happened	2.0 ('23 at Baylor)	has not happened	
#12 Macho Stevenson	1 (vs. Kent St.)	5 ('24 vs. Cincinnati)	has not happened	has not happened	has not happened	has not happened	has not happened	has not happened	
#13 Ben Roberts	6 (vs. Kent St.)	13 ('23 at Texas)	has not happened	0.5 ('23 vs. Oregon)	0.5 ('23 vs. Oregon)	has not happened	2.0 (2x, last '24 vs. Cincinnati)	1 ('23 at WVU)	
#14 Brice Pollock	1 (vs. Kent St.)	6 (3x, last '24 at Ole Miss)*	has not happened	has not happened	has not happened	has not happened	1.0 ('24 at Tennessee)*	1 ('24 at Georgia)*	
#18 Terrell Tilton	has not happened	4 ('24 vs. West Virginia)	has not happened	2.0 ('24 vs. West Virginia)	2.0 ('24 vs. West Virginia)	has not happened	1.0 ('24 vs. West Virginia)	has not happened	
#20 Dontae Balfour	2 (vs. Kent St.)	9 (2x, last '24 vs. UAB)*	has not happened	has not happened	has not happened	has not happened	1.5 ('24 at Rice)*	1 (3x)	
#23 Tarrion Grant	1 (vs. Kent St.)	3 ('24 at Oregon State)*	has not happened	has not happened	has not happened	has not happened	has not happened	has not happened	
#25 Chapman Lewis	has not happened	7 (3x, last '24 at Iowa St.)	has not happened	has not happened	has not happened	has not happened	0.5 (2x, last '24 vs. W. Virginia)	1 (3x)	
#27 Amir Boyd	3 (vs. UAPB)	5 ('24 vs. MTSU)*	has not happened	has not happened	has not happened	has not happened	1.0 (2x, last '24 vs. Kennesaw St.)*	1 (3x)	
#31 David Bailey	2 (vs. UAPB)	10 ('22 at UCLA)*		1.0 (vs. Kent St.)	3.0 ('23 at Hawaii)*	1.0 (vs. Kent St.)	4.0 ('23 at Hawaii)*	has not happened	
#33 A.J. Holmes Jr.	5 (vs. Kent St.)	7 ('24 vs. Baylor)*		1.0 (vs. Kent St.)	1.5 ('23 vs. Cincinnati)*	2.5 (vs. Kent St.)	2.5 (2x, last '25 vs. Kent St.)*	has not happened	
#51 Jayden Cofield	3 (vs. UAPB)	4 (2x, last '24 vs. Arkansas)	has not happened	1.0 (2x, last '24 vs. W. Virginia)	1.0 (2x, last '24 vs. W. Virginia)	1.5 (vs. Kent St.)	1.5 ('25 vs. Kent State)	has not happened	
#88 Amir Washington	3 (vs. UAPB)	4 (2x, last '24 vs. Ariz. St.)	has not happened	2.0 ('23 vs. Cal)	2.0 ('23 vs. Cal)	has not happened	4.0 ('23 vs. Cal)	has not happened	
#90 Ansel Nedore	has not happened	2 ('24 at Arizona)	has not happened	has not happened	has not happened	has not happened	has not happened	has not happened	
#94 Braylon Rigsby	1 (vs. UAPB)	4 ('24 at Oklahoma St.)	has not happened	has not happened	has not happened	has not happened	1.0 (3x, last '24 at Okla. St.)	has not happened	

* - indicates stats that include numbers accumulated at previous FBS institution



GAME-BY-GAME STARTERS

OFFENSE

GAME	QB	RB	TE	WR	WR	WR	LT	LG	C	RG	RT
Arkansas-Pine Bluff	Morton	Dickey	Carter	Miller II (TE)	Douglas	Virgil	Sampson	Jados	Wilson	Carter	Ponton
Kent State	Morton	Williams	Carter	Eakin	Douglas	Virgil	Sampson	Jados	Wilson	Carter	Ponton
Oregon State											
at Utah											
at Houston											
Kansas											
at Arizona State											
Oklahoma State											
at Kansas State											
BYU											
UCF											
at West Virginia											

DEFENSE

GAME	END	NG	DT	OLB/DOG	LB-MIKE	LB-WILL	STAR	CB	SS	FS	CB
Arkansas-Pine Bluff	Bailey	Hunter	Gill-Howard	Height	Roberts	Rodriguez	Curry	Pollock	Jordan	Wisniewski	Horn
Kent State	Rigsby	Hunter	Gill-Howard	Height	Roberts	Rodriguez	Curry	Pollock	Jordan	Wisniewski	Boyd
Oregon State											
at Utah											
at Houston											
Kansas											
at Arizona State											
Oklahoma State											
at Kansas State											
BYU											
UCF											
at West Virginia											

2025 STARTS LEADERS

1.	Ben Roberts (Jr.), LB	2
2.	Behren Morton (Sr.), QB	2
3.	Jacob Rodriguez (Sr.), LB	2
4.	Caleb Douglas (Sr.), WR	2
5.	Sheridan Wilson (Jr.), OL	2
6.	Davion Carter (Sr.), OL	2
7.	Brenden Jordan (Jr.), DB	2
8.	Terrance Carter Jr. (Jr.), TE	2
9.	Reggie Virgil (Sr.), WR	2
10.	Howard Sampson (Jr.), OL	2
11.	Will Jados (Sr.), OL	2
12.	Jacob Ponton (R-Fr.), OL	2
13.	Lee Hunter (Sr.), DL	2
14.	Skyler Gill-Howard (Sr.), DL	2
15.	Romello Height (Sr.), OLB	2
16.	John Curry (So.), LB	2
17.	Brice Pollock (Jr.), CB	2
18.	Cole Wisniewski (Sr.), S	2
19.	David Bailey (Sr.), OLB	1
20.	Johncarlos Miller (Sr.), TE	1
21.	Cameron Dickey (So.), RB	1
22.	Maurion Horn (Jr.), DB	1
23.	Amier Boyd (Jr.), CB	1
24.	J'Koby Williams (So.), RB	1
25.	Braylon Rigsby (So.), OLB	1
26.	Coy Eakin (Jr.), WR	1

BREAKDOWN BY CLASSIFICATION - STARTS LEADERS

26 different players have made starts in 2025; breakdown by class below	
Freshmen	1
Sophomores	4
Juniors	9
Seniors	12

CONSECUTIVE STARTS LEADERS

PLAYER, POS.	CONSECUTIVE STARTS^
Ben Roberts (Jr.), LB	27
Jacob Rodriguez (Sr.), LB	16
Caleb Douglas (Sr.), WR	15
Sheridan Wilson (Jr.), OL	15
Davion Carter (Sr.), OL	13
Brenden Jordan (Jr.), DB	3
Jacob Ponton (R-Fr.), OL	3
Behren Morton (Sr.), QB	2
Terrance Carter Jr. (Jr.), TE	2
Reggie Virgil (Sr.), WR	2
Howard Sampson (Jr.), OL	2
Will Jados (Sr.), OL	2
Lee Hunter (Sr.), DL	2
Skyler Gill-Howard (Sr.), DL	2
Romello Height (Sr.), OLB	2
John Curry (So.), LB	2
Brice Pollock (Jr.), CB	2
Cole Wisniewski (Sr.), S	2
Amier Boyd (Jr.), CB	1
J'Koby Williams (So.), RB	1
Braylon Rigsby (So.), OLB	1
Coy Eakin (Jr.), WR	1

^ consecutive starts at Texas Tech

CAREER STAT NOTABLES

CAREER GAMES PLAYED/STARTED

PLAYER	2020	2021	2022	2023	2024	2025	TOTAL
Roy Alexander, WR	-	*10/5	*11/11	*6/2	*14/13	2/0	43/31
David Bailey, OLB	-	-	*11/9	*10/5	*12/2	2/1	35/17
Dontae Balfour, CB	-	*2/0	*4/0	*11/11	*12/12	1/0	30/23
E'Maurion Banks, DL	-	1/0	2/0	9/1	7/6	2/0	21/7
Amier Boyd, CB	-	-	*4/0	*11/1	*9/4	2/1	26/6
Davion Carter, OL	-	-	*12/11	*12/12	13/12	2/2	39/37
Terrance Carter Jr., TE	-	-	*1/0	*12/2	*13/13	2/2	28/17
Cash Cleveland, OL	-	-	-	-	*6/4	-/-	6/4
Jayden Cofield, DL	-	-	-	3/0	13/2	2/0	18/2
John Curry, LB	-	-	-	5/0	13/0	2/2	19/2
Cameron Dickey, RB	-	-	-	-	12/0	2/1	14/1
Miquel Dingle Jr., LB	-	-	-	4/1	13/0	1/0	18/1
Caleb Douglas, WR	-	-	*8/2	*5/5	13/13	2/2	28/22
Coy Eakin, WR	-	-	4/0	10/7	13/12	2/1	29/20
Charles Esters III, OLB	-	0/0	1/0	12/3	9/9	1/0	23/12
Skyler Gill-Howard, DL	-	*4/0	*0/0	*13/0	*12/1	2/2	31/3
Tarrion Grant, CB	-	-	-	-	*11/3	-/-	12/3
Mitch Griffis, QB	*4/0	*4/0	*6/1	*9/9	*0/0	2/0	25/10
Will Hammond, QB	-	-	-	-	*4/1	2/0	6/1
Romello Height, OLB	*1/0	*9/0	*2/2	*12/0	*12/12	2/2	38/16
A.J. Holmes Jr., DL	-	-	*5/1	*12/3	*12/12	2/0	31/16
Maurion Horn, DB	-	-	-	10/0	13/13	1/1	24/14
Micah Hudson, WR	-	-	-	-	8/1	2/0	10/1

PLAYER	2020	2021	2022	2023	2024	2025	TOTAL
Lee Hunter, DL	-	*0/0	*13/0	*13/13	*12/10	2/2	40/25
Will Jados, OL	-	*0/0	*12/12	*14/14	*13/13	2/2	41/41
Brenden Jordan, DB	-	-	-	13/5	13/2	2/2	28/9
Chapman Lewis, DB	-	-	-	12/0	11/11	-/-	23/11
A.J. McCarty, DB	*3/0	*13/0	*13/2	1/0	13/11	2/0	45/13
JohnCarlos Miller II, TE	-	*4/0	*11/11	*10/10	13/0	2/1	40/22
Behren Morton, QB	-	2/0	9/4	10/8	12/12	2/2	35/26
Brice Pollock, CB	-	-	-	*11/3	*12/12	2/2	25/17
Jacob Ponton, OL	-	-	-	-	4/1	2/2	6/3
Bryce Ramirez, LB	0/0	7/0	2/1	11/2	7/0	2/0	29/3
Braylon Rigsby, DL	-	-	-	1/0	12/1	2/1	15/2
Ben Roberts, LB	-	-	2/0	13/12	13/13	2/2	30/27
Jacob Rodriguez, LB	-	*12/0	12/0	5/4	13/13	2/2	44/19
Howard Sampson, OL	-	-	*2/0	*2/0	*12/12	2/2	18/14
Vinny Sciury, OL	*1/0	*11/6	*14/14	*13/13	2/2	2/0	43/35
Macho Stevenson, DB	-	-	-	0/0	12/3	1/-	13/3
Terrell Tilmon, OLB	-	*14/0	*1/0	13/0	11/1	1/-	40/1
Reggie Virgil, WR	-	-	*11/1	*12/0	*13/11	2/2	38/14
Amier Washington, OLB	-	-	-	2/0	12/3	2/0	16/3
J'Koby Williams, RB	-	-	-	-	10/1	2/1	12/2
Sheridan Wilson, OL	-	-	-	2/0	13/13	2/2	17/15
Cole Wisniewski, S	*10/2	*15/2	*8/1	*14/14	*0/0	2/2	49/21
Hunter Zambrano, OL	*0/0	*9/6	*8/7	*11/11	*2/2	2/0	32/26

RED RAIDER NEWCOMERS

TRANSFERS (21)				
2025				
NO	PLAYER	POS	GP/GS	LAST SCHOOL
0	Skyler Gill-Howard	DL	2/2	Northern Illinois
0	Quinten Joyner	RB	-/-	USC
1	Reggie Virgil	WR	2/2	Miami (OH)
2	Lee Hunter	DL	2/2	UCF
5	Cole Wisniewski	S	2/2	North Dakota State
7	Terrance Carter Jr.	TE	2/2	Louisiana
9	Romello Height	OLB	2/2	Georgia Tech
12	Mitch Griffis	QB	2/0	Wake Forest
14	Brice Pollock	CB	2/2	Mississippi State
18	Roy Alexander	WR	2/0	Incarinate Word
20	Dontae Balfour	CB	1/0	Charlotte
23	Tarrion Grant	CB	1/0	Purdue
27	Upton Bellenfant	K	2/0	Buffalo
27	Amier Boyd	CB	2/0	UTEP
31	David Bailey	OLB	2/1	Stanford
33	A.J. Holmes Jr.	DL	2/0	Houston
37	Ian Hershey	P/K	2/0	Arizona State
52	Cash Cleveland	OL	-/-	Colorado
57	Hunter Zambrano	OL	2/0	Illinois State
76	Will Jados	OL	2/2	Miami (OH)
79	Howard Sampson	OL	2/2	North Carolina

TRUE FRESHMEN (20)				
2025				
NO	PLAYER	POS	GP/GS	HOMETOWN (HS)
10	Lloyd Jones III	QB	-/-	Hitchcock, Texas (Hitchcock)
16	Holden Phillips	QB	-/-	Lubbock, Texas (Frenship)
17	Leyton Stone	WR	2/0	Lubbock, Texas (Frenship)
19	Quintaelyn Joyner	S	-/-	Austin, Texas (Bastrop)
21	Tristian Gentry	WR	2/0	Stephenville, Texas (Stephenville)
26	Deante Lindsay	CB	-/-	Ada, Okla. (Ada)
28	Braylan McDonald	S	2/0	Terrell, Texas (Lancaster)
35	Michael Henderson III	S	2/0	Dallas, Texas (Wylie East)
45	Brock Golwas	LB	2/0	Flower Mound, Texas (Marcus)
50	Patrick McMath	OL	2/0	Katy, Texas (Katy)
61	Connor Carty	OL	2/0	Prosper, Texas (Prosper)
68	Ren Brown	OL	-/-	Stanton, Neb. (Stanton)
73	Danilo Guberinich	OL	1/0	Ann Arbor, Mich. (Detroit Catholic Central)
75	Garin Maley	OL	1/0	La Vista, Neb. (Papillion-La Vista)
77	Elias Gillen	OL	1/0	Rapid City, S.D. (Stevens)
84	Michael Dever	WR	2/0	Lubbock, Texas (Lubbock Cooper)
85	Bryson Jones	WR	2/0	Frisco, Texas (Lone Star)
86	Sean Robinson	TE	1/0	Greenbrae, Calif. (Cibola Steele)
87	Preztynn Harrison	WR	-/-	Mineral Wells, Texas (Mineral Wells)
93	Dylan Singleton	DL	-/-	New Iberia, La. (Loreauville)



CAREER STAT NOTABLES

OFFENSE | RECEIVING

CAREER 100+ RECEIVING YARD GAMES

Roy Alexander (6)

Date	Rec. Yards	Opponent
Nov. 9, 2024	163*	Lamar
Oct. 30, 2021	162*	at Towson
Sept. 7, 2024	128*	at South Dakota State
Sept. 17, 2022	127*	at Fordham
Sept. 14, 2024	117*	at Southern Illinois
Sept. 4, 2021	113*	at North Dakota State

Caleb Douglas (4)

Date	Rec. Yards	Opponent
Oct. 26, 2024	140	at TCU
Oct. 5, 2024	116	at Arizona
Dec. 27, 2024	115	vs. Arkansas
Nov. 23, 2024	102	at Oklahoma State

Coy Eakin (2)

Date	Rec. Yards	Opponent
Dec. 16, 2023	106	California
Oct. 14, 2023	102	Kansas State

JohnCarlos Miller II (1)

Date	Rec. Yards	Opponent
Nov. 4, 2023	101*	at Delaware

Reggie Virgil (3)

Date	Rec. Yards	Opponent
Oct. 12, 2024	113*	at Eastern Michigan
Nov. 19, 2024	107*	Northern Illinois
Nov. 5, 2024	101*	at Ball State

* indicates mark set at a previous school

CAREER GAMES WITH A RECEIVING TD

Player	'21	'22	'23	'24	'25	Career
Alexander, Roy	*3	*2	*1	*9	--	15
Miller II, JohnCarlos	--	*3	*4	3	--	10
Virgil, Reggie	--	--	*1	*8	2	11
Eakin, Coy	--	0	2	5	2	9
Carter Jr., Terrance	--	--	3	4	1	8
Douglas, Caleb	--	*2	*1	4	--	7
Morgan, Price	--	*0	*6	0	--	6
Jones, Bryson	--	--	--	--	2	2
Dickey, Cameron	--	--	--	1	--	1
Williams, J'Koby	--	--	--	1	--	1
Stone, Leyton	--	--	--	--	1	1

* indicates mark set at a previous school

CAREER GAMES WITH MULTIPLE RECEIVING TDs

Player	'21	'22	'23	'24	'25	Career
Alexander, Roy	*0	*0	*1	*2	--	3
Eakin, Coy	--	0	0	2	--	2
Virgil, Reggie	--	*0	*0	*1	1	2
Douglas, Caleb	--	*0	*0	1	--	1
Carter Jr., Terrance	--	--	*0	*0	1	1

* indicates mark set at a previous school

OFFENSE | PASSING

CAREER 300+ YARD PASSING GAMES

Behren Morton (6)

Date	Pass Yards	Opponent
Nov. 23, 2024	401	at Oklahoma State
Oct. 8, 2022	379	at Oklahoma State
Aug. 31, 2024	378	Abilene Christian
Nov. 30, 2024	359	West Virginia
Oct. 22, 2022	325	West Virginia
Sept. 7, 2024	323	at Washington State

Mitch Griffis (2)

Date	Pass Yards	Opponent
Aug. 31, 2023	329*	Elon
Sept. 16, 2023	312*	at Old Dominion

GAMES WITH MULTIPLE PASSING TDs

Player	'21	'22	'23	'24	'25	Career
Morton, Behren	-	2	6	9	2	19
Griffis, Mitch	*0	*1	*3	*0	-	4

GAMES WITH THREE OR MORE PASSING TDs

Player	'21	'22	'23	'24	'25	Career
Morton, Behren	-	-	2	4	2	8
Griffis, Mitch	*0	*1	*2	*0	-	3

OFFENSE | RUSHING

CAREER 100+ RUSHING YARD GAMES

J'Koby Williams (1)

Date	Rush Yards	Opponent
Dec. 27, 2024	123	vs. Arkansas

Adam Hill (1)

Date	Rush Yards	Opponent
Sept. 6, 2025	127	Kent State

GAMES WITH A RUSHING TD

Player	'21	'22	'23	'24	'25	Career
Morton, Behren	--	2	4	1	--	7
Joyner, Quinten	--	--	*1	*2	--	3
Williams, J'Koby	--	--	--	2	--	2
Hammond, Will	--	--	--	1	1	2
Dickey, Cameron	--	--	--	1	1	2

*Indicates games played prior to arrival at Texas Tech

GAMES WITH MULTIPLE RUSHING TDs

Player	'21	'22	'23	'24	'25	Career
Joyner, Quinten	--	--	*0	*1	--	1
Dickey, Cameron	--	--	--	0	1	1

DEFENSE | TACKLES

CAREER 10+ TACKLE GAMES

Ben Roberts (8)

Date	Tackles	Opponent
Nov. 24, 2023	13	at Texas
Sept. 9, 2023	12	Oregon
Sept. 28, 2024	12	Cincinnati
Sept. 23, 2023	11	at West Virginia
Sept. 21, 2024	11	Arizona State
Oct. 14, 2023	11	Kansas State
Sept. 30, 2023	10	Houston
Oct. 21, 2023	10	at BYU

Jacob Rodriguez (8)

Date	Tackles	Opponent
Nov. 9, 2024	17	Colorado
Aug. 31, 2024	13	Abilene Christian
Oct. 5, 2024	13	at Arizona
Nov. 2, 2024	13	at Iowa State
Nov. 18, 2023	12	UCF
Oct. 19, 2024	12	Baylor
Nov. 23, 2024	12	at Oklahoma State
Sept. 28, 2024	11	Cincinnati

Maurion Horn (2)

Date	Tackles	Opponent
Aug. 31, 2024	11	Abilene Christian
Oct. 5, 2024	10	at Arizona

David Bailey (1)

Date	Tackles	Opponent
Oct. 29, 2022	*10	at UCLA

Cole Wisniewski (4)

Date	Tackles	Opponent
Dec. 16, 2023	*11	at Montana
Nov. 4, 2023	*11	at South Dakota State
Sept. 2, 2023	*11	vs. Eastern Washington
April 24, 2021	*10	vs. Eastern Washington

18 ROY
ALEXANDER

WR | Sr. | 5th Yr. (1st at Tech) | Fort Myers, Fla. | Riverdale HS

Follow on Social Media

X: @SaucyAlexander1 | IG: roy1sauce.alexander

PARTICIPATION	2021*	2022*	2023*	2024*	2025	CAREER
GP/GS	10/5	11/11	6/2	14/13	2/0	43/31

* at UAlbany | * at Incarnate Word

CAREER STATS

RECEIVING	G	Rec	Yds	TD	Lg	Rec/G	Avg/C	Avg/G
2021 (UAA)	10	37	560	3	67	3.7	15.1	56.0
2022 (UAA)	11	47	610	2	47	4.3	13.0	55.5
2023 (UAA)	6	18	144	2	23	3.0	8.0	24.0
2024 (UWIC)	14	100	1,108	13	56	7.1	11.9	79.1
2025 (TTU)	2	3	31	0	15	1.5	10.3	15.5
Totals	43	205	2,453	20	67	4.8	12.0	57.0

2025 GAME-BY-GAME

Opponent	GS	Rec	Yds	TD	Avg	LG	Rush	Yds	TD
Arkansas-Pine Bluff		0	0	0	0.0	0	0	0	0
Kent State		3	31	0	10.3	15	0	0	0
Oregon State									
at Utah									
at Houston									
Kansas									
at Arizona State									
Oklahoma State									
at Kansas State									
BYU									
UCF									
at West Virginia									
Totals		3	31	0	10.3	15	0	0	0

2024 GAME-BY-GAME (@ INCARNATE WORD)

Opponent	GS	Rec	Yds	TD	Avg	LG	Rush	Yds	TD
Northern Colorado	*	6	64	0	10.7	17	0	0	0
at South Dakota State	*	9	128	1	14.2	35	0	0	0
at Southern Illinois	*	10	117	0	11.7	27	0	0	0
Northern Arizona	*	5	76	1	15.2	32	2	19	1
Prairie View	*	5	28	1	5.6	14	1	-1	0
Nicholls	*	7	49	0	7.0	21	0	0	0
McNeese		3	42	0	14.0	19	0	0	0
at Southeastern Louisiana	*	5	57	1	11.4	36	0	0	0
Houston Christian	*	7	89	3	12.7	26	0	0	0
Lamar	*	8	163	3	20.4	56	0	19	0
at SFA	*	6	69	1	11.5	28	1	13	0
at East Texas A&M	*	7	65	0	9.3	18	2	15	0
Villanova	*	9	69	1	7.7	17	1	-3	0
at South Dakota State	*	13	92	1	7.1	15	0	0	0
Totals		100	1,108	13	79.1	56	7	62	2

31 DAVID
BAILEY

OLB | Sr. | 4th Yr. (1st at Tech) | Irvine, Calif. | Mater Dei HS

Follow on Social Media

X: @bailey_david23 | IG: bailey.david

PARTICIPATION	2022*	2023*	2024*	2025	CAREER
GP/GS	11/9	10/5	12/2	2/1	34/17

* at Stanford

CAREER STATS

TACKLES	GP	UA	A	Total	TFL	Yds	PD	FF	FR	Blkd	QBH
2022 (STAND)	10	29	17	46	8.5	43	0	2	0	-	3
2023 (STAND)	10	22	12	34	6.0	29	0	0	0	-	2
2024 (STAND)	12	22	9	31	8.0	48	1	5	0	-	8
2025 (TTU)	2	1	2	3	1.5	10	0	0	0	0	1
Totals	34	74	40	114	24	130	1	7	0	-	14

SACKS	G	UA	A	Total	Yds
2022 (STAND)	11	2	1	2.5	14
2023 (STAND)	10	5	0	5.0	24
2024 (STAND)	12	7	0	7.0	47
2025 (TTU)	2	1	1	1.5	10
Totals	34	15	2	16	95

2025 GAME-BY-GAME STATS

Opponent	GS	UA	A	TOT	SACKS-YDS	TFL-YDS	FF	FR	INT	QBH
Ark-Pine Bluff	*	0	2	2	0.5-3	0.5-3	0	0	0	0
Kent State		1	0	1	1.0-7	1.0-7	0	0	0	1
Oregon State		0	0	0	0.0-0	0.0-0	0	0	0	0
at Utah		0	0	0	0.0-0	0.0-0	0	0	0	0
at Houston		0	0	0	0.0-0	0.0-0	0	0	0	0
Kansas		0	0	0	0.0-0	0.0-0	0	0	0	0
at Arizona State		0	0	0	0.0-0	0.0-0	0	0	0	0
Oklahoma State		0	0	0	0.0-0	0.0-0	0	0	0	0
at Kansas State		0	0	0	0.0-0	0.0-0	0	0	0	0
BYU		0	0	0	0.0-0	0.0-0	0	0	0	0
UCF		0	0	0	0.0-0	0.0-0	0	0	0	0
at West Virginia		0	0	0	0.0-0	0.0-0	0	0	0	0
Totals		1	2	3	1.5-10	1.5-10	0	0	0	1

2024 GAME-BY-GAME STATS (@ STANFORD)

Opponent	GS	UA	A	TOT	SACKS-YDS	TFL-YDS	FF	FR	INT	QBH
TCU	*	2	0	2	0.0-0	0.0-0	1	0	0	0
Cal Poly	*	0	2	2	0.0-0	1.0-1	0	0	0	0
at Syracuse		4	0	4	2.0-17	2.0-17	1	0	0	0
at Clemson		0	0	0	0.0-0	0.0-0	0	0	0	1
Virginia Tech		0	0	0	0.0-0	0.0-0	0	0	0	0
at Notre Dame		3	0	3	1.0-5	1.0-5	0	0	0	0
SMU		3	3	6	1.0-6	1.0-6	0	0	0	1
Wake Forest		1	1	2	0.0-0	0.0-0	0	0	0	0
at NC State		4	1	5	2.0-9	2.0-9	2	0	0	1
Louisville		4	2	6	0.0-0	0.0-0	0	0	0	3
at California		0	0	0	0.0-0	0.0-0	0	0	0	0
at San Jose St.		1	0	1	1.0-10	1.0-10	1	0	0	2
Totals		22	9	31	7.0-47	8.0-48	5	0	0	8

2023 GAME-BY-GAME STATS (@ STANFORD)

Opponent	GS	UA	A	TOT	SACKS-YDS	TFL-YDS	FF	FR	INT	QBH
at Hawai'i	*	6	0	6	3.0-20	4.0-25	0	0	0	1
at USC	*	3	0	3	0.0-0	0.0-0	0	0	0	0
Sacramento State		1	1	2	0.0-0	0.0-0	0	0	0	0
Arizona	*	2	3	5	1.0-1	1.0-1	0	0	0	1
Oregon		2	1	3	0.0-0	0.0-0	0	0	0	0
at Colorado	*	1	1	2	0.0-0	0.0-0	0	0	0	0
UCLA		1	2	3	1.0-3	1.0-3	0	0	0	0
Washington		DNP								
at Washington St.		DNP								
at Oregon State		1	0	1	0.0-0	0.0-0	0	0	0	0
California		4	1	5	0.0-0	0.0-0	0	0	0	0
Notre Dame	*	1	3	4	0.0-0	0.0-0	0	0	0	0
Totals		22	12	34	5.0-24	6.0-29	0	0	0	2

2022 GAME-BY-GAME STATS (@ STANFORD)

Opponent	GS	UA	A	TOT	SACKS-YDS	TFL-YDS	FF	FR	INT	QBH
Colgate	*	0	2	2	0.0-0	0.0-0	0	0	0	0
USC	*	4	5	9	1.5-6	1.5-6	0	0	0	0
at Washington	*	1	0	1	0.0-0	0.0-0	0	0	0	0
at Oregon	*	6	0	6	0.0-0	1.0-1	0	0	0	0
Oregon State	*	3	1	4	0.0-0	2.0-5	0	0	0	1
at Notre Dame		DNP								
Arizona State		DNP								
at UCLA	*	8	2	10	1.0-8	2.0-11	1	0	0	0
Washington St.	*	5	4	9	0.0-0	2.0-20	1	0	0	1
at Utah	*	1	1	2	0.0-0	0.0-0	0	0	0	0
at California		1	0	1	0.0-0	0.0-0	0	0	0	1
BYU		0	2	2	0.0-0	0.0-0	0	0	0	0
Totals		29	17	43	2.5-14	8.5-43	2	0	0	3



20 DONTAE BALFOUR

CB | Sr. | 5th Yr. (1st at Tech) | Starke, Fla. | Bradford HS

Follow on Social Media

X: @BalfourDontae | IG: donnieuno

PARTICIPATION	2021*	2022*	2023*	2024*	2025	CAREER
GP/GS	2/0	4/0	11/11	12/12	1/0	30/23

* at North Carolina | * at Charlotte

CAREER STATS

TACKLES	GP	UA	A	Total	TFL	Yds	PD	FF	FR	INT	QBH
2021 (UNC)	2	0	0	0	0.0	0	0	0	0	0	0
2022 (UNC)	4	5	1	6	0.0	0	0	0	0	0	0
2023 (CHAR)	11	34	20	54	1.0	7	11	2	0	1	0
2024 (CHAR)	12	36	13	49	2.5	5	11	0	0	2	0
2025 (TTU)	1	1	1	2	0	0	0	0	0	0	0
Totals	30	76	35	111	3.5	12	22	2	0	3	0

INTERCEPTIONS	GP	No	Yds	TD	LG
2021 (UNC)	2	0	0	0	0
2022 (UNC)	4	0	0	0	0
2023 (CHAR)	11	1	0	0	0
2024 (CHAR)	12	2	1	0	1
2025 (TTU)	1	0	0	0	0
Totals	30	3	1	0	1

2025 GAME-BY-GAME STATS

Opponent	GS	UA	A	TOT	TFL-YDS	INT-YDS	FF	FR	PBU
Ark.-Pine Bluff					DNP-injured				
Kent State	1	1	2		0.0-0	0-0	0	0	0
Oregon State									
at Utah									
at Houston									
Kansas									
at Arizona State									
Oklahoma State									
at Kansas State									
BYU									
UCF									
at West Virginia									
Totals	1	1	2		0.0-0	0-0	0	0	0

2024 GAME-BY-GAME STATS (@ CHARLOTTE)

Opponent	GS	UA	A	TOT	TFL-YDS	INT-YDS	FF	FR	PBU
James Madison	*	1	3	4	0.5-2	1-0	0	0	1
at North Carolina	*	1	0	1	0.0-0	0-0	0	0	0
Gardner-Webb	*	4	0	4	0.0-0	0-0	0	0	0
at Indiana	*	4	1	5	0.0-0	0-0	0	0	1
at Rice	*	6	1	7	1.5-2	0-0	0	0	3
East Carolina	*	2	0	2	0.0-0	0-0	0	0	0
at Navy	*	1	1	2	0.5-1	0-0	0	0	0
at Memphis	*	2	1	3	0.0-0	1-1	0	0	2
Tulane	*	2	2	4	0.0-0	0-0	0	0	0
South Florida	*	3	1	4	0.0-0	0-0	0	0	0
at Florida Atl.	*	2	2	4	0.0-0	0-0	0	0	2
UAB	*	8	1	9	0.0-0	0-0	0	0	2
Totals		36	13	49	2.5-5	2-1	0	0	11

2023 GAME-BY-GAME STATS (@ CHARLOTTE)

Opponent	GS	UA	A	TOT	TFL-YDS	INT-YDS	FF	FR	PBU
South Carolina St.	*	2	1	3	0.0-0	0-0	0	0	0
at Maryland	*	1	3	4	0.0-0	0-0	0	0	0
Georgia State	*	6	1	7	0.0-0	0-0	0	0	1
at Florida	*	6	2	8	0.0-0	0-0	1	0	0
at SMU	*	3	0	3	0.0-0	0-0	0	0	2
Navy	*	3	3	6	0.0-0	0-0	0	0	0
at East Carolina	*	1	0	1	0.0-0	0-0	0	0	0
Florida Atl.					DNP				
at Tulsa	*	1	2	3	0.0-0	1-0	0	0	3
Memphis	*	4	5	9	1.0-7	0-0	1	0	4
Rice	*	2	1	3	0.0-0	0-0	0	0	0
at South Florida	*	5	2	7	0.0-0	0-0	0	0	1
Totals		34	20	54	1.0-7	1-0	2	0	11

27 UPTON BELLENFANT

WR | Sr. | 4th Yr. (1st at Tech) | Murfreesboro, Tenn. | Stewarts Creek HS

Follow on Social Media

X: @ubellenfant25 | IG: ubell00

PARTICIPATION	2022*	2023*	2024*	2025	CAREER
GP/GS	0/0	0/0	13/0	2/0	15/0

* at Alabama | * at Buffalo

FGs (Dis.)	FGM-FGA	01-19	20-29	30-39	40-49	50-59	60+
2024 (BUF)	18-21	0-0	4-4	6-7	7-8	1-2	0-0
2025 (TTU)	2-2	-	2-2	-	-	-	-
Totals	20-23	0-0	6-6	6-7	7-8	1-2	0-0

SCORING	G	TD	Rush	Pass	Retn	PAT	2PAT	FG	Total	Avg/G
2024 (BUF)	13	0	0	0	0	31	0	18	85	6.5
2025 (TTU)	2	0	0	0	0	6	0	2	12	6.0
Totals	15	0	0	0	0	37	0	20	97	6.5

2025 GAME-BY-GAME FG STATS | (Made), Missed, *Blocked*

Opponent	Att. 1	Att. 2	Att. 3	Att. 4	Att. 5	Totals	Long
Ark-Pine Bluff (29)	-	-	-	-	-	1-of-1	29
Kent State (23)	-	-	-	-	-	1-of-1	23
Oregon State	-	-	-	-	-	0-of-0	-
at Utah	-	-	-	-	-	0-of-0	-
at Houston	-	-	-	-	-	0-of-0	-
Kansas	-	-	-	-	-	0-of-0	-
at Arizona State	-	-	-	-	-	0-of-0	-
Oklahoma State	-	-	-	-	-	0-of-0	-
at Kansas State	-	-	-	-	-	0-of-0	-
BYU	-	-	-	-	-	0-of-0	-
UCF	-	-	-	-	-	0-of-0	-
at West Virginia	-	-	-	-	-	0-of-0	-
Totals						2-of-2	29

2024 GAME-BY-GAME FG STATS (@ BUFFALO) | (Made), Missed, *Blocked*

Opponent	Att. 1	Att. 2	Att. 3	Att. 4	Att. 5	Totals	Long
Lafayette	-	-	-	-	-	0-of-0	-
at Missouri	-	-	-	-	-	0-of-0	-
UMass (37) (34)	-	-	-	-	-	2-of-2	37
at Northern Illinois (42) (42)	-	-	-	-	-	3-of-3	42
at UConn (47)	-	-	-	-	-	1-of-1	47
Toledo (33)	-	-	-	-	-	1-of-1	33
Western Michigan (26) (22)	-	-	-	-	-	2-of-2	26
at Ohio 47 (40)	-	-	-	-	-	1-of-2	40
at Akron (33) (36)	-	-	-	-	-	2-of-2	36
Ball State (27)	-	-	-	-	-	1-of-1	27
at Eastern Michigan 55	-	-	-	-	-	0-of-1	-
Kent State (42)	-	-	-	-	-	1-of-1	42
vs. Liberty (52) (43) (20) 30 (45)	-	-	-	-	-	4-of-5	52
Totals						18-of-21	52

7 TERRANCE
CARTER JR.

TE | Jr. | 4th Yr. (1st at Tech) | Killeen, Texas | Harker Heights HS

Follow on Social Media

X: @carterdagoat2 | IG: carterdagoat2

PARTICIPATION	2022*	2023*	2024*	2025	CAREER
GP/GS	1/0	12/2	13/13	2/2	28/17

* at Louisiana

CAREER STATS

RECEIVING	G	Rec	Yds	TD	Lg	Rec/G	Avg/C	Avg/G
2022 (ULL)	1	0	0	0	0	0.0	0.0	0.0
2023 (ULL)	12	28	255	3	35	2.3	9.1	21.3
2024 (ULL)	13	48	689	4	74	3.7	14.4	53.0
2025 (TTU)	2	4	92	2	50	2.0	23.0	46.0
Totals	28	80	1,036	9	74	2.9	13.0	37.0

ALL PURPOSE	G	Rush	Rec	PR	KR	IR	Total	Avg/G
2022 (ULL)	1	0	0	0	0	0	0	0.0
2023 (ULL)	12	0	255	0	25	0	280	23.3
2024 (ULL)	13	0	689	0	0	0	689	53.0
2025 (TTU)	2	0	92	0	0	0	92	46.0
Totals	28	0	1,036	0	25	0	1,061	37.9

2025 GAME-BY-GAME

Opponent	GS	Rec	Yds	TD	Avg	LG	Rush	Yds	TD
Arkansas-Pine Bluff	*	3	42	2	14.0	21	0	0	0
Kent State	*	1	50	0	50.0	50	0	0	0
Oregon State									
at Utah									
at Houston									
Kansas									
at Arizona State									
Oklahoma State									
at Kansas State									
BYU									
UCF									
at West Virginia									
Totals	4	92	2	23.0	50		0	0	0

2024 GAME-BY-GAME (@ LOUISIANA)

Opponent	GS	Rec	Yds	TD	Avg	LG	Rush	Yds	TD
Grambling	*	3	35	1	11.7	15	0	0	0
at Kennesaw St.	*	3	17	0	5.7	7	0	0	0
Tulane	*	4	79	1	19.8	36	0	0	0
at Wake Forest	*	1	14	0	14.0	14	0	0	0
at Southern Miss.	*	7	64	0	9.1	21	0	0	0
Appalachian State	*	4	107	1	26.8	74	0	0	0
at Coastal Carolina	*	7	149	1	21.2	59	0	0	0
at Texas State	*	4	46	0	11.5	14	0	0	0
Arkansas State	*	3	47	0	15.7	25	0	0	0
South Alabama	*	5	41	0	8.2	17	0	0	0
Troy	*	5	63	0	12.6	27	0	0	0
at UL Monroe	*	2	27	0	13.5	20	0	0	0
Marshall	*	0	0	0	0.0	0	0	0	0
vs. TCU	DNP								
Totals	48	689	4	14.4	74		0	0	0

2023 GAME-BY-GAME (@ LOUISIANA)

Opponent	GS	Rec	Yds	TD	Avg	LG	Rush	Yds	TD
Northwestern State		2	42	0	21.0	35	0	0	0
at Old Dominion		0	0	0	0.0	0	0	0	0
at UAB		2	22	1	11.0	11	0	0	0
Buffalo		1	16	0	16.0	16	0	0	0
at Minnesota		1	5	0	5.0	5	0	0	0
Texas State	DNP								
Georgia State	*	4	20	1	5.0	8	0	0	0
at South Alabama		3	36	0	12.0	18	0	0	0
at Arkansas State	*	5	17	0	3.4	7	0	0	0
Southern Miss.		3	26	0	8.7	15	0	0	0
at Troy		1	4	1	4.0	4	0	0	0
UL Monroe		3	37	0	12.3	18	0	0	0
vs. Jacksonville State		3	30	0	10.0	20	0	0	0
Totals	28	255	3	9.1	35		0	0	0

8 CAMERON
DICKEY

RB | So. | 2nd Yr. | Austin, Texas | Crockett HS

Follow on Social Media

X: @CameronDickey5 | IG: cam.dickey1

PARTICIPATION	2024	2025	CAREER
GP/GS	12/0	2/1	14/1

CAREER STATS

RUSHING	G	Att	Yds	TD	Lg	Avg/C	Avg/G
2024	12	41	225	1	37	5.5	18.8
2025	2	21	100	3	20	4.8	50.0
Totals	14	62	325	4	37	5.2	23.2

2025 GAME-BY-GAME

Opponent	GS	Rush	Yds	TD	LG	Rec	Yds	TD	LG
Ark-Pine Bluff	*	13	90	1	20	0	0	0	0
Kent State		8	10	2	4	2	10	0	0
Oregon State									
at Utah									
at Houston									
Kansas									
at Arizona State									
Oklahoma State									
at Kansas State									
BYU									
UCF									
at West Virginia									
Totals		21	100	3	20	2	10	0	0

2024 GAME-BY-GAME

Opponent	GS	Rush	Yds	TD	LG	Rec	Yds	TD	LG
Abilene Christian		1	5	0	5	0	0	0	0
at Washington State		7	25	0	12	5	34	1	12
North Texas		10	75	1	37	2	8	0	6
Arizona State		3	24	0	16	0	0	0	0
Cincinnati		0	0	0	0	0	0	0	0
at Arizona		1	1	0	1	0	0	0	0
Baylor		4	21	0	10	1	0	0	0
at TCU		0	0	0	0	0	0	0	0
at Iowa State		0	0	0	0	0	0	0	0
Colorado		0	0	0	0	0	0	0	0
at Oklahoma State		0	0	0	0	0	0	0	0
West Virginia	DNP								
vs. Arkansas		15	74	0	15	1	5	0	5
Totals		41	225	1	37	9	0	1	0



5 CALEB DOUGLAS

WR | Sr. | 4th Yr. (2nd at Tech) | Missouri City, Texas | Hightower HS

Follow on Social Media

X: @Caedeezy | IG: cddouglas_

PARTICIPATION	2022*	2023*	2024	2025	CAREER
GP/GS	8/2	5/5	13/13	2/2	28/22

* at Florida

CAREER STATS

RECEIVING	G	Rec	Yds	TD	Lg	Rec/G	Avg/C	Avg/G
2022 (UF)	8	10	175	2	62	1.3	17.5	21.9
2023 (UF)	5	11	133	1	34	2.2	12.1	26.6
2024 (TTU)	13	60	877	6	57	4.6	14.6	67.5
2025 (TTU)	2	5	81	0	29	2.5	16.2	40.5
Totals	28	86	1,266	9	62	3.1	14.7	45.2

2025 GAME-BY-GAME

Opponent	GS	Rec	Yds	TD	Avg	LG	Rush	Yds	TD
Arkansas-Pine Bluff	*	3	44	0	14.7	19	0	0	0
Kent State	*	2	37	0	18.5	29	0	0	0
Oregon State									
at Utah									
at Houston									
Kansas									
at Arizona State									
Oklahoma State									
at Kansas State									
BYU									
UCF									
at West Virginia									
Totals		5	81	0	16.2	29	0	0	0

2024 GAME-BY-GAME

Opponent	GS	Rec	Yds	TD	Avg	LG	Rush	Yds	TD
Abilene Christian	*	4	42	1	10.5	14	0	0	0
at Washington St.	*	4	71	0	17.8	42	0	0	0
North Texas	*	2	24	0	12.0	17	0	0	0
Arizona State	*	5	63	0	12.6	21	0	0	0
Cincinnati	*	1	4	0	4.0	4	0	0	0
at Arizona	*	5	116	0	23.2	57	0	0	0
Baylor	*	9	99	3	11.0	20	0	0	0
at TCU	*	9	140	0	15.6	44	0	0	0
at Iowa State	*	5	35	0	7.0	14	0	0	0
Colorado	*	3	16	0	5.3	9	0	0	0
at Oklahoma St.	*	5	102	1	20.4	34	0	0	0
West Virginia	*	3	50	1	16.7	31	0	0	0
vs. Arkansas	*	5	115	0	23.0	47	0	0	0
Totals		60	877	6	14.6	57	0	0	0

2023 GAME-BY-GAME (@ FLORIDA)

Opponent	GS	Rec	Yds	TD	Avg	LG	Rush	Yds	TD
at Utah	*	4	42	1	0.0	19	0	0	0
McNeese	*	0	0	0	0.0	0	0	0	0
Tennessee	*	2	20	0	0.0	12	0	0	0
Charlotte	*	4	37	0	0.0	21	0	0	0
at Kentucky	*	1	34	0	0.0	34	0	0	0
Vanderbilt	DNP								
at South Carolina	DNP								
vs. Georgia	DNP								
Arkansas	DNP								
at LSU	DNP								
at Missouri	DNP								
Florida State	DNP								
Totals		11	133	1	0.0	34	0	0	0

2022 GAME-BY-GAME (@ FLORIDA)

Opponent	GS	Rec	Yds	TD	Avg	LG	Rush	Yds	TD
Utah	DNP								
Kentucky	DNP								
South Florida	DNP								
at Tennessee	DNP								
Eastern Washington		1	62	1	0.0	62	0	0	0
Missouri	DNP								
LSU		0	0	0	0.0	0	0	0	0
vs. Georgia		0	0	0	0.0	0	0	0	0
at Texas A&M		3	25	1	0.0	12	0	0	0
South Carolina	*	3	53	0	0.0	27	0	0	0
at Vanderbilt		1	10	0	0.0	10	0	0	0
at Florida State	*	0	0	0	0.0	0	0	0	0
vs. Oregon State		2	25	0	0.0	15	0	0	0
Totals		10	175	2	0.0	62	0	0	0

3 COY EAKIN

WR | Jr. | 4th Yr. | Stephenville, Texas | Stephenville HS

Follow on Social Media

X: @CoyEakin | IG: coy_eakin

PARTICIPATION	2022	2023	2024	2025	CAREER
GP/GS	4/0	10/7	13/12	2/1	29/20

CAREER STATS

RECEIVING	G	Rec	Yds	TD	Lg	Rec/G	Avg/C	Avg/G
2022	4	0	0	0	0	0.0	0.0	0.0
2023	10	36	416	2	43	3.6	11.6	41.6
2024	13	49	652	7	70	3.8	13.3	50.2
2025	2	6	106	2	42	3.0	17.7	53.0
Totals	29	91	1,174	11	70	3.1	12.9	40.5

2025 GAME-BY-GAME

Opponent	GS	Rec	Yds	TD	Avg	LG	Rush	Yds	TD
Arkansas-Pine Bluff		3	47	1	15.7	41	0	0	0
Kent State	*	3	59	1	19.6	42	0	0	0
Oregon State									
at Utah									
at Houston									
Kansas									
at Arizona State									
Oklahoma State									
at Kansas State									
BYU									
UCF									
at West Virginia									
Totals		6	106	2	17.7	42	0	0	0

2024 GAME-BY-GAME

Opponent	GS	Rec	Yds	TD	Avg	LG	Rush	Yds	TD
Abilene Christian	*	5	76	2	15.2	35	0	0	0
at Washington St.	*	5	54	0	10.8	19	0	0	0
North Texas	*	1	70	1	70.0	70	0	0	0
Arizona State	*	3	29	0	9.7	16	0	0	0
Cincinnati	*	3	78	2	26.0	49	0	0	0
at Arizona	*	2	12	0	6.0	6	0	0	0
Baylor	*	3	20	0	6.6	11	0	0	0
at TCU		4	56	1	14.0	29	0	0	0
at Iowa State	*	2	32	0	16.0	25	0	0	0
Colorado	*	4	40	0	10.0	27	0	0	0
at Oklahoma St.	*	7	90	0	12.8	21	0	0	0
West Virginia	*	6	48	0	8.0	17	0	0	0
vs. Arkansas	*	4	47	1	11.8	18	0	0	0
Totals		49	652	7	13.3	70	0	0	0

2023 GAME-BY-GAME

Opponent	GS	Rec	Yds	TD	Avg	LG	Rush	Yds	TD
at Wyoming	DNP-injured								
Oregon	DNP-injured								
Tarleton State	DNP-injured								
at West Virginia		1	9	0	9.0	9	0	0	0
Houston	*	0	0	0	0	0	0	0	0
at Baylor	*	2	20	1	10.0	13	0	0	0
Kansas State	*	5	102	0	20.4	43	0	0	0
at BYU	*	2	4	0	2.0	3	1	-1	0
TCU		8	78	0	9.8	30	0	0	0
at Kansas	*	3	29	0	9.7	11	0	0	0
UCF	*	4	41	0	10.3	22	0	0	0
at Texas		4	27	0	6.8	13	0	0	0
vs. California	*	7	106	1	15.1	27	0	0	0
Totals		36	416	2	11.6	43	1	-1	0

2022 GAME-BY-GAME

Opponent	GS	Rec	Yds	TD	Avg	LG	Rush	Yds	TD
Murray State	DNP								
Houston	DNP								
at NC State	DNP								
Texas	DNP								
at Kansas State	DNP								
at Oklahoma State	DNP								
West Virginia		0	0	0	0	0	0	0	0
Baylor	DNP								
at TCU	DNP								
Kansas		0	0	0	0	0	0	0	0
at Iowa State		0	0	0	0	0	0	0	0
Oklahoma	DNP								
vs. Ole Miss		0	0	0	0	0	0	0	0
Totals		0	0	0	0	0	0	0	0

11 CHARLES
ESTERS III

OLB | Sr. | 5th Yr. | Cedar Hill, Texas | Cedar Hill HS

Follow on Social Media

X: @CharlesEsters_3 | IG: charlesesters3

PARTICIPATION	2021	2022	2023	2024	2025	CAREER
GP/GS	0/0	1/0	12/3	9/9	1/0	23/12

CAREER STATS

TACKLES	GP	UA	A	Total	TFL	Yds	PD	FF	FR	Blkd	QBH
2022	1	1	0	1	0.0	0	0	0	0	0	0
2023	12	7	19	26	4.5	22	1	1	0	0	2
2024	9	5	13	18	2.0	7	1	0	1	0	3
2025	1	1	1	2	1.0	2	0	0	0	0	0
Totals	23	14	33	47	7.5	31	2	1	1	0	5

SACKS	G	UA	A	Total	Yds
2022	1	0	0	0.0	0
2023	12	2	2	3.0	21
2024	9	0	1	0.5	3
2025	1	0	0	0.0	0
Totals	23	2	3	3.5	24

2025 GAME-BY-GAME STATS

Opponent	GS	UA	A	TOT	SACKS-YDS	TFL-YDS	FF	FR	INT	QBH
Ark-Pine Bluff		1	1	2	0.0-0	1.0-2	0	0	0	0
Kent State		DNP-injured								
Oregon State										
at Utah										
at Houston										
Kansas										
at Arizona State										
Oklahoma State										
at Kansas State										
BYU										
UCF										
at West Virginia										
Totals		1	1	2	0.0-0	1.0-2	0	0	0	0

2024 GAME-BY-GAME STATS

Opponent	GS	UA	A	TOT	SACKS-YDS	TFL-YDS	FF	FR	INT	QBH
Abilene Christian		DNP-injured								
at Washington St.		DNP-injured								
North Texas		DNP-injured								
Arizona State		DNP-injured								
Cincinnati	*	0	0	0	0.0-0	0.0-0	0	0	0	0
at Arizona	*	0	3	3	0.0-0	0.0-0	0	0	0	0
Baylor	*	0	1	1	0.0-0	0.0-0	0	0	0	0
at TCU	*	1	2	3	0.5-3	0.5-3	0	0	0	0
at Iowa State	*	2	2	4	0.0-0	1.5-4	0	0	0	0
Colorado		2	3	5	0.0-0	0.0-0	0	0	0	2
at Oklahoma St.		0	1	1	0.0-0	0.0-0	0	0	0	0
West Virginia	*	0	1	1	0.0-0	0.0-0	0	0	0	1
vs. Arkansas	*	0	0	0	0.0-0	0.0-0	0	1	0	0
Totals		5	13	18	0.5-3	2.0-7	0	1	0	3

2023 GAME-BY-GAME STATS

Opponent	GS	UA	A	TOT	SACKS-YDS	TFL-YDS	FF	FR	INT	QBH
at Wyoming		0	0	0	0.0-0	0.0-0	0	0	0	0
Oregon		2	5	7	0.0-0	0.0-0	0	0	0	0
Tarleton State		0	0	0	0.0-0	0.0-0	0	0	0	0
at West Virginia		0	0	0	0.0-0	0.0-0	0	0	0	0
Houston		1	1	2	0.0-0	0.0-0	0	0	0	0
at Baylor		1	3	4	2.0-17	2.0-17	1	0	0	0
Kansas State	*	1	1	2	0.0-0	0.0-0	0	0	0	0
at BYU		DNP-injured								
TCU		0	1	1	0.0-0	0.0-0	0	0	0	0
at Kansas	*	0	1	1	0.0-0	0.0-0	0	0	0	1
UCF		0	1	1	0.0-0	0.0-0	0	0	0	0
at Texas		1	3	4	1.0-4	1.0-4	0	0	0	1
vs. California	*	1	3	4	0.0-0	1.5-1	0	0	0	0
Totals		7	19	26	3.0-21	4.5-22	1	0	0	2

0 SKYLER
GILL-HOWARD

DL | Sr. | 5th Yr. (1st at Tech) | Milwaukee, Wisconsin | Greenfield HS

Follow on Social Media

X: @SkylerHoward0 | IG: skylerhoward

PARTICIPATION	2021*	2022*	2023*	2024*	2025	CAREER
GP/GS	4/0	0/0	13/0	12/1	2/2	31/3

* at Upper Iowa | * at Northern Illinois

CAREER STATS

TACKLES	GP	UA	A	Total	TFL	Yds	PD	FF	FR	Blkd
2021 (UIO)	4	2	1	3	0.0	0	0	0	0	0
2022 (NIU)	0	0	0	0	0.0	0	0	0	0	0
2023 (NIU)	13	15	9	24	4.0	4	1	0	0	0
2024 (NIU)	12	27	24	51	8.0	35	0	0	0	0
2025 (TTU)	2	4	2	6	0.5	3	0	0	0	0
Totals	31	48	36	84	12.5	42	1	0	0	0

SACKS	G	UA	A	Total	Yds
2021 (UIO)	4	0	0	0.0	0
2022 (NIU)	0	0	0	0.0	0
2023 (NIU)	13	1	0	1.0	1
2024 (NIU)	12	4	2	5.0	30
2025 (TTU)	2	0	1	0.5	3
Totals	31	5	3	6.5	34

2025 GAME-BY-GAME STATS

Opponent	GS	UA	A	TOT	SACKS-YDS	TFL-YDS	FF	FR	INT	QBH
Ark-Pine Bluff	*	1	1	2	0.5-3	0.5-3	0	0	0	1
Kent State	*	3	1	4	0.0-0	0.0-0	0	0	1	0
Oregon State										
at Utah										
at Houston										
Kansas										
at Arizona State										
Oklahoma State										
at Kansas State										
BYU										
UCF										
at West Virginia										
Totals		4	2	6	0.5-3	0.5-3	0	0	1	1

2024 GAME-BY-GAME STATS (@ NORTHERN ILLINOIS)

Opponent	GS	UA	A	TOT	SACKS-YDS	TFL-YDS	FF	FR	INT	QBH
Western Illinois	2	2	4		0.0-0	0.0-0	0	0	0	0
at Notre Dame	2	2	4		0.0-0	0.0-0	0	0	0	0
Buffalo	1	1	2		0.0-0	0.0-0	0	0	0	0
at NC State	1	2	3		0.0-0	0.5-0	0	0	0	1
UMass	2	2	4		0.0-0	0.0-0	0	0	0	1
at Bowling Green	5	2	7		2.0-14	3.0-16	0	0	0	0
Toledo	2	1	3		1.0-4	1.0-4	0	0	0	0
at Ball State	2	4	6		1.0-9	1.5-10	0	0	0	1
at W. Michigan	3	2	5		0.0-0	0.0-0	0	0	0	0
Akron	3	2	5		0.5-1	0.5-1	0	0	0	0
at Miami (OH)	2	2	4		0.0-0	1.0-2	0	0	0	1
C. Michigan	2	2	4		0.5-2	0.5-2	0	0	0	0
vs. Fresno State		DNP								
Totals		27	24	51	5.0-30	8.0-35	0	0	0	4



9 ROMELLO
HEIGHT

OLB | Sr. | 6th Yr. (1st at Tech) | Dublin, Georgia | Dublin HS

Follow on Social Media
X: @height_romello | IG: melloheight

PARTICIPATION	2020*	2021*	2022*	2023*	2024*	2025	CAREER
GP/GS	1/0	9/0	2/2	12/0	12/12	2/2	38/16

* at Auburn | * USC | * Georgia Tech

CAREER STATS

TACKLES	GP	UA	A	Total	TFL	Yds	PD	FF	FR	Blkd	QBH
2020 (UA)	1	0	0	0	0.0	0	0	0	0	0	0
2021 (UA)	9	6	13	19	3.0	9	0	0	0	0	4
2022 (USC)	2	0	0	0	0.0	0	0	0	0	0	0
2023 (USC)	12	11	9	20	6.0	35	0	0	1	0	1
2024 (GT)	12	18	16	34	6.5	26	0	2	0	0	4
2025 (TTU)	2	2	1	3	1.5	9	0	0	0	0	5
Totals	38	37	39	76	17.0	79	0	2	1	0	14

SACKS	G	UA	A	Total	Yds
2020 (UA)	1	0	0	0.0	0
2021 (UA)	9	0	0	0.0	0
2022 (USC)	2	0	0	0.0	0
2023 (USC)	12	4	0	4.0	31
2024 (GT)	12	2	1	2.5	16
2025 (TTU)	2	1	1	1.5	9
Totals	38	7	2	8.0	56

2025 GAME-BY-GAME STATS

Opponent	GS	UA	A	TOT	SACKS-YDS	TFL-YDS	FF	FR	INT	QBH
Ark-Pine Bluff	*	0	1	1	0.5-3	0.5-3	0	0	0	2
Kent State	*	2	0	2	1.0-6	1.0-6	0	0	0	3

Oregon State										
at Utah										
at Houston										
Kansas										
at Arizona State										
Oklahoma State										
at Kansas State										
BYU										
UCF										
at West Virginia										
Totals	2	1	3		1.5-9	1.5-9	0	0	0	5

2024 GAME-BY-GAME STATS (@ GEORGIA TECH)

Opponent	GS	UA	A	TOT	SACKS-YDS	TFL-YDS	FF	FR	INT	QBH
vs. Florida State	*	2	1	3	0.0-0	1.0-3	0	0	0	0
Georgia State	*	1	3	4	0.0-0	0.5-1	0	0	0	0
at Syracuse	*	2	2	4	0.0-0	0.0-0	0	0	0	1
VMI	*	0	4	4	0.0-0	0.5-1	0	0	0	0
at Louisville	*	3	2	5	0.0-0	1.0-3	0	0	0	0
Duke	*	1	1	2	0.0-0	0.0-0	0	0	0	0
at North Carolina	*	3	0	3	0.0-0	1.0-2	0	0	0	1
vs. Notre Dame	*	1	1	2	0.0-0	0.0-0	0	0	0	0
at Virginia Tech	*	2	2	4	1.5-14	1.5-14	1	0	0	1
Miami	*	2	0	2	1.0-2	1.0-2	1	0	0	1
NC State	*	1	0	1	0.0-0	0.0-0	0	0	1	0
at Georgia	*	0	0	0	0.0-0	0.0-0	0	0	0	0
vs. Vanderbilt					DNP					
Totals		18	16	34	2.5-16	6.5-26	2	0	1	4

2023 GAME-BY-GAME STATS (@ USC)

Opponent	GS	UA	A	TOT	SACKS-YDS	TFL-YDS	FF	FR	INT	QBH
San Jose State	0	0	0	0	0.0-0	0.0-0	0	0	0	0
Nevada	0	2	2	0	0.0-0	0.0-0	0	0	0	0
Stanford	3	0	3	0	0.0-0	1.0-2	0	0	0	0
at Arizona State	4	1	5	2	2.0-12	2.0-12	0	1	0	0
at Colorado	2	0	2	1	1.0-7	1.0-7	0	0	0	1
Arizona	0	1	1	0	0.0-0	0.5-1	0	0	0	0
at Notre Dame	0	1	1	0	0.0-0	0.0-0	0	0	0	0
Utah	1	1	2	1	1.0-12	1.5-13	0	0	0	0
at California	0	1	1	0	0.0-0	0.0-0	0	0	0	0
Washington					DNP					
at Oregon	0	1	1	0	0.0-0	0.0-0	0	0	0	0
UCLA	1	0	1	0	0.0-0	0.0-0	0	0	0	0
vs. Louisville	0	1	1	0	0.0-0	0.0-0	0	0	0	0
Totals		11	9	20	4.0-31	6.0-35	0	1	0	1

4 MAURION
HORN

CB | Jr. | 4th Yr. | Broken Arrow, Okla. | Broken Arrow HS

Follow on Social Media
X: @MaurionHorn | IG: maurion_horn

PARTICIPATION	2022	2023	2024	2025	CAREER
GP/GS	0/0	10/0	13/13	1/1	24/14

CAREER STATS

TACKLES	GP	UA	A	Total	TFL	Yds	PD	FF	FR	Blkd	INT
2022	0	0	0	0	0.0	0	0	0	0	0	0
2023	10	3	1	4	0.0	0	0	0	0	0	0
2024	13	31	25	56	3.0	6	5	0	0	0	0
2025	1	0	0	0	0	0.0	0	0	0	0	0
TOTALS	24	34	26	60	3.0	6	5	0	0	0	0

2025 GAME-BY-GAME STATS

Opponent	GS	UA	A	TOT	TFL-YDS	INT-YDS	FF	FR	PBU
Ark-Pine Bluff	*	0	0	0	0.0-0	0-0	0	0	0
Kent State					DNP-injured				

Oregon State									
at Utah									
at Houston									
Kansas									
at Arizona State									
Oklahoma State									
at Kansas State									
BYU									
UCF									
at West Virginia									
Totals	0	0	0		0.0-0	0-0	0	0	0

2024 GAME-BY-GAME STATS

Opponent	GS	UA	A	TOT	TFL-YDS	INT-YDS	FF	FR	PBU
Abilene Christian	*	6	5	11	1.0-2	0-0	0	0	0
at Washington St.	*	0	0	0	0.0-0	0-0	0	0	0
North Texas	*	1	0	1	0.0-0	0-0	0	0	1
Arizona State	*	2	2	4	0.0-0	0-0	0	0	0
Cincinnati	*	3	2	5	0.0-0	0-0	0	0	0
at Arizona	*	6	4	10	1.0-1	0-0	0	0	0
Baylor	*	4	1	5	0.0-0	0-0	0	0	0
at TCU	*	0	1	1	0.0-0	0-0	0	0	0
at Iowa State	*	3	5	8	0.0-0	0-0	0	0	1
Colorado	*	1	0	1	0.0-0	0-0	0	0	1
at Oklahoma St.	*	2	1	3	0.0-0	0-0	0	0	2
West Virginia	*	3	2	5	1.0-3	0-0	0	0	0
vs. Arkansas	*	0	2	2	0.0-0	0-0	0	0	0
Totals		31	25	56	3.0-6	0-0	0	0	5

0 LEE
HUNTER

DL | Sr. | 5th Yr. (1st at Tech) | Mobile, Ala. | Blount HS

Follow on Social Media

X: @The_Fridge7 | IG: lee_hunter7

PARTICIPATION	2021*	2022*	2023*	2024*	2025	CAREER
GP/GS	0/0	13/0	13/13	12/10	2/2	40/25

* at Auburn | * at UCF

CAREER STATS

TACKLES	GP	UA	A	Total	TFL	Yds	PD	FF	FR	Blkd	QBH
2022 (UCF)	13	9	8	17	1.0	7	0	0	0	0	1
2023 (UCF)	13	38	31	69	11.0	49	1	0	0	0	2
2024 (UCF)	12	19	26	45	9.5	24	0	0	0	0	6
2025 (TTU)	2	0	3	3	0.5	2	0	0	0	0	1
Totals	40	66	68	134	22.0	82	1	0	0	0	10

SACKS	G	UA	A	Total	Yds
2022 (UCF)	13	1	0	1.0	7
2023 (UCF)	13	3	0	3.0	27
2024 (UCF)	12	1	0	1.0	5
2025 (TTU)	2	0	1	0.5	2
Totals	40	4	1	5.5	41

2025 GAME-BY-GAME STATS

Opponent	GS	UA	A	TOT	SACKS-YDS	TFL-YDS	FF	FR	INT	QBH
Ark.-Pine Bluff	*	0	1	1	0.5-2	0.5-2	0	0	0	0
Kent State	*	0	2	2	0.0-0	0.0-0	0	0	0	1
Oregon State										
at Utah										
at Houston										
Kansas										
at Arizona State										
Oklahoma State										
at Kansas State										
BYU										
UCF										
at West Virginia										
Totals		0	3	3	0.5-2	0.5-2	0	0	0	1

2024 GAME-BY-GAME STATS (@ UCF)

Opponent	GS	UA	A	TOT	SACKS-YDS	TFL-YDS	FF	FR	INT	QBH
New Hampshire	*	0	1	1	0.0-0	0.0-0	0	0	0	1
Sam Houston	*	3	0	3	0.0-0	1.0-1	0	0	0	0
at TCU		0	1	1	0.0-0	0.0-0	0	0	0	0
Colorado	*	1	4	5	0.0-0	0.5-5	0	0	0	0
at Florida	*	3	3	6	0.0-0	0.0-0	0	0	0	0
Cincinnati	*	1	2	3	0.0-0	0.5-1	0	0	0	0
at Iowa State	*	2	2	4	1.0-5	2.0-6	0	0	0	2
BYU		3	1	4	0.0-0	1.0-3	0	0	0	1
Arizona	*	1	3	4	0.0-0	0.5-2	0	0	0	0
at Arizona State	*	1	3	4	0.0-0	0.5-0	0	0	0	1
at West Virginia	*	1	4	5	0.0-0	1.0-1	0	0	0	1
Utah	*	3	2	5	0.0-0	2.5-5	0	0	0	0
Totals		19	26	45	1.0-5	9.5-24	0	0	0	6

2023 GAME-BY-GAME STATS (@ UCF)

Opponent	GS	UA	A	TOT	SACKS-YDS	TFL-YDS	FF	FR	INT	QBH
Kent State	*	5	3	8	1.0-1	1.0-1	0	0	0	1
at Boise State	*	3	1	4	0.0-0	0.0-0	0	0	0	0
Villanova	*	2	3	5	0.0-0	0.0-0	0	0	0	0
at Kansas State	*	4	2	6	0.0-0	0.5-1	0	0	0	0
Baylor	*	5	4	9	1.0-18	1.0-18	0	0	0	0
at Kansas	*	1	1	2	0.0-0	0.0-0	0	0	0	0
at Oklahoma	*	3	2	5	1.0-8	2.5-11	0	0	0	0
West Virginia	*	2	1	3	0.0-0	0.0-0	0	0	0	0
at Cincinnati	*	2	5	7	0.0-0	1.5-6	0	0	0	1
Oklahoma State	*	5	3	8	0.0-0	2.0-5	0	0	0	0
at Texas Tech	*	1	0	1	0.0-0	0.0-0	0	0	0	0
Houston	*	3	3	6	0.0-0	2.0-6	0	0	0	0
vs. Georgia Tech	*	2	3	5	0.0-0	0.5-1	0	0	0	0
Totals		38	31	69	3.0-27	11.0-49	0	0	0	2

2022 GAME-BY-GAME STATS (@ UCF)

Opponent	GS	UA	A	TOT	SACKS-YDS	TFL-YDS	FF	FR	INT	QBH
South Carolina St.					DNP					
Louisville		0	1	1	0.0-0	0.0-0	0	0	0	0
at FAU		1	1	2	1.0-7	1.0-7	0	0	0	0
Georgia Tech		0	1	1	0.0-0	0.0-0	0	0	0	0
SMU		0	0	0	0.0-0	0.0-0	0	0	0	0
Temple		0	1	1	0.0-0	0.0-0	0	0	0	0
at East Carolina		3	0	3	0.0-0	0.0-0	0	0	0	0
Cincinnati		0	0	0	0.0-0	0.0-0	0	0	0	0
at Memphis		0	2	2	0.0-0	0.0-0	0	0	0	0
at Tulane		1	0	1	0.0-0	0.0-0	0	0	0	0
Navy		1	2	3	0.0-0	0.0-0	0	0	0	0
at South Florida		0	0	0	0.0-0	0.0-0	0	0	0	0
at Tulane		1	0	1	0.0-0	0.0-0	0	0	0	0
vs. Duke		2	0	2	0.0-0	0.0-0	0	0	0	1
Totals		9	8	17	1.0-7	1.0-7	0	0	0	1

7 BRENDEN
JORDAN

S | Jr. | 3rd Yr. | Mansfield, Texas | Mansfield HS

Follow on Social Media

X: @BrendenJordan4 | IG: brendenxjordan

PARTICIPATION	2023	2024	2025	CAREER
GP/GS	13/5	13/2	2/2	28/9

CAREER STATS

TACKLES	GP	UA	A	Total	TFL	Yds	PD	FF	FR	INT	QBH
2023	13	16	4	20	1	1	1	0	0	0	1
2024	13	18	18	36	2.5	9	3	0	2	0	0
2025	2	0	2	2	0	0	0	0	0	0	0
TOTALS	28	34	24	58	3.5	10	4	0	2	0	1

2025 GAME-BY-GAME STATS

Opponent	GS	UA	A	TOT	TFL-YDS	INT-YDS	FF	FR	PBU
Ark.-Pine Bluff	*	0	1	1	0.0-0	0.0-0	0	0	0
Kent State	*	0	1	1	0.0-0	0.0-0	0	0	0
Oregon State									
at Utah									
at Houston									
Kansas									
at Arizona State									
Oklahoma State									
at Kansas State									
BYU									
UCF									
at West Virginia									
Totals		0	2	2	0.0-0	0-0	0	0	0

2024 GAME-BY-GAME STATS

Opponent	GS	UA	A	TOT	TFL-YDS	INT-YDS	FF	FR	PBU
Abilene Christian		3	0	3	0.0-0	0-0	0	0	0
at Washington St.		0	1	1	0.0-0	0-0	0	0	0
North Texas		0	1	1	0.0-0	0-0	0	0	0
Arizona State		1	3	4	0.0-0	0-0	0	0	1
Cincinnati		4	1	5	0.0-0	0-0	0	0	0
at Arizona		0	2	2	0.0-0	0-0	0	0	1
Baylor		3	0	3	0.0-0	0-0	0	0	0
at TCU		1	3	4	1.0-5	0-0	0	0	0
at Iowa State	*	1	2	3	0.0-0	0-0	0	0	0
Colorado		0	1	1	0.5-3	0-0	0	0	0
at Oklahoma St.		0	1	1	0.0-0	0-0	0	0	0
West Virginia		3	2	5	0.0-0	0-0	0	1	0
vs. Arkansas	*	2	1	3	1.0-1	0-0	0	0	2
Totals		18	18	36	2.5-9	0-0	0	2	3

2023 GAME-BY-GAME STATS

Opponent	GS	UA	A	TOT	TFL-YDS	INT-YDS	FF	FR	PBU
at Wyoming	*	0	0	0	0.0-0	0-0	0	0	0
Oregon	*	5	0	5	0.0-0	0-0	0	0	1
Tarleton St.		4	0	4	0.0-0	0-0	0	0	0
at West Virginia		0	0	0	0.0-0	0-0	0	0	0
Houston		0	0	0	0.0-0	0-0	0	0	0
at Baylor		0	0	0	0.0-0	0-0	0	0	0
Kansas State		5	1	6	1.0-1	0-0	0	0	1
at BYU		0	1	1	0.0-0	0-0	0	0	0
TCU	*	0	0	0	0.0-0	0-0	0	0	0
at Kansas		0	0	0	0.0-0	0-0	0	0	0
UCF	*	4	1	5	0.0-0	0-0	0	0	0
at Texas	*	1	1	2	0.0-0	0-0	0	0	0
vs. California		0	0	0	0.0-0	0-0	0	0	0
Totals		16	4	20	1.0-1	0-0	0	0	1



1 A.J. McCARTY

DB | Sr. | 6th Yr. (3rd at Tech) | Brownwood, Texas | Brownwood HS

Follow on Social Media

X: @adonismccartyjr | IG: adonismccartyjr

PARTICIPATION	2020*	2021*	2022*	2023	2024	2025	CAREER
GP/GS	3/0	13/0	13/2	1/0	12/11	2/0	45/13

* indicates seasons at Baylor

TACKLES	GP	UA	A	Total	TFL	Yds	PD	FF	FR	Blkd	INT
2020 (BU)	3	0	1	1	0.0	0	0	0	0	0	0
2021 (BU)	13	3	0	3	0.0	0	1	0	1	0	0
2022 (BU)	13	31	6	37	1.0	1	3	0	0	0	1
2023 (TTU)	1	0	0	0	0.0	0	0	0	0	0	0
2024 (TTU)	13	20	12	32	6.5	14	2	0	0	0	2
2025 (TTU)	2	3	3	6	1.0	4	1	0	0	2	0
TOTALS	45	57	22	79	8.5	19	7	0	1	2	3

2025 GAME-BY-GAME STATS

Opponent	GS	UA	A	TOT	TFL-YDS	INT-YDS	FF	FR	PBU
Ark.-Pine Bluff	1	1	2		1.0-4	0-0	0	0	0
Kent State	2	2	4		0.0-0	0-0	0	0	1
Oregon State									
at Utah									
at Houston									
Kansas									
at Arizona State									
Oklahoma State									
at Kansas State									
BYU									
UCF									
at West Virginia									
Totals	3	3	6		1.0-4	0-0	0	0	1

2024 GAME-BY-GAME STATS

Opponent	GS	UA	A	TOT	TFL-YDS	INT-YDS	FF	FR	PBU
Abilene Christian	*	2	3	5	0.0-0	0-0	0	0	1
at Washington St.	*	1	0	1	0.0-0	0-0	0	0	0
North Texas	*	2	0	2	1.0-3	0-0	0	0	0
Arizona State	*	2	2	4	0.5-2	0-0	0	0	0
Cincinnati	*	2	1	3	1.0-1	1-51	0	0	0
at Arizona	*	0	1	1	0.0-0	0-0	0	0	1
Baylor	*	1	0	1	0.0-0	0-0	0	0	0
at TCU	*	2	1	3	0.5-1	0-0	0	0	0
at Iowa State		1	0	1	0.0-0	1-0	0	0	0
Colorado	*	2	2	4	1.0-4	0-0	0	0	0
at Oklahoma St.	*	4	0	4	1.0-1	0-0	0	0	0
West Virginia	*	1	1	2	1.0-1	0-0	0	0	0
vs. Arkansas		0	1	1	0.5-1	0-0	0	0	0
Totals	20	12	32		6.5-14	2-51	0	0	2

2023 GAME-BY-GAME STATS

Opponent	GS	UA	A	TOT	TFL-YDS	INT-YDS	FF	FR	PBU
vs. California	0	0	0		0.0-0	0-0	0	0	0
Totals	0	0	0		0.0-0	0-0	0	0	0

2022 GAME-BY-GAME STATS (@ BAYLOR)

Opponent	GS	UA	A	TOT	TFL-YDS	INT-YDS	FF	FR	PBU
UAlbany	2	0	2		0.0-0	0-0	0	0	1
at BYU	1	1	2		0.0-0	0-0	0	0	0
Texas State	4	2	6		0.0-0	0-0	0	0	0
at Iowa State	7	2	9		0.0-0	0-0	0	0	0
Oklahoma State	0	0	0		0.0-0	0-0	0	0	0
at West Virginia	0	0	0		0.0-0	0-0	0	0	0
Kansas	1	1	2		0.0-0	0-0	0	0	1
at Texas Tech	4	0	4		0.0-0	1-18	0	0	1
at Oklahoma	*	3	0	3	0.0-0	0-0	0	0	0
Kansas State	1	0	1		0.0-0	0-0	0	0	0
TCU	3	0	3		0.0-0	0-0	0	0	0
at Texas	1	0	1		0.0-0	0-0	0	0	0
vs. Air Force	*	4	0	4	1.0-1	0-0	0	0	0
Totals	31	6	37		1.0-1	1-18	0	0	3

2021 GAME-BY-GAME STATS (@ BAYLOR)

Opponent	GS	UA	A	TOT	TFL-YDS	INT-YDS	FF	FR	PBU
at Texas State	0	0	0		0.0-0	0-0	0	0	0
Texas Southern	0	0	0		0.0-0	0-0	0	0	1
at Kansas	1	0	1		0.0-0	0-0	0	0	0
Iowa State	1	0	1		0.0-0	0-0	0	0	0
at Oklahoma State	0	0	0		0.0-0	0-0	0	0	0
West Virginia	0	0	0		0.0-0	0-0	0	0	0
BYU									
Texas	0	0	0		0.0-0	0-0	0	0	0
at TCU	0	0	0		0.0-0	0-0	0	0	0
Oklahoma	0	0	0		0.0-0	0-0	0	0	0
at Kansas State	0	0	0		0.0-0	0-0	0	1	0
Texas Tech	0	0	0		0.0-0	0-0	0	0	0
vs. Oklahoma State	0	0	0		0.0-0	0-0	0	0	0
vs. Ole Miss	1	0	1		0.0-0	0-0	0	0	0
Totals	3	0	3		0.0-0	0-0	0	1	1

2020 GAME-BY-GAME STATS (@ BAYLOR)

Opponent	GS	UA	A	TOT	TFL-YDS	INT-YDS	FF	FR	PBU
Kansas State	0	0	0		0.0-0	0-0	0	0	0
at Oklahoma	0	0	0		0.0-0	0-0	0	0	0
Oklahoma State	0	1	1		0.0-0	0-0	0	0	0
Totals	0	1	1		0.0-0	0-0	0	0	0

18 JOHNCARLOS MILLER

TE | Sr. | 5th Yr. (2nd at Tech) | Greensboro, N.C. | Dudley HS

Follow on Social Media

X: @j2manmiller | IG: theofficial_miller

PARTICIPATION	2021*	2022*	2023*	2024	2025	CAREER
GP/GS	4/0	11/11	10/10	13/0	2/1	40/22

* at Elon

CAREER STATS

RECEIVING	G	Rec	Yds	TD	Lg	Rec/G	Avg/C	Avg/G
2021 (ELON)	4	1	4	0	4	0.3	4.0	1.0
2022 (ELON)	11	26	201	3	25	2.4	7.7	18.3
2023 (ELON)	10	25	453	4	70	2.5	18.1	45.3
2024 (TTU)	12	10	122	3	45	0.8	14.0	10.5
2025 (TTU)	2	4	36	0	17	2.0	9.0	18.0
Totals	40	66	816	10	70	1.7	12.4	20.4

2025 GAME-BY-GAME

Opponent	GS	Rec	Yds	TD	Avg	LG	Rush	Yds	TD
Arkansas-Pine Bluff	*	2	24	0	12.0	17	0	0	0
Kent State		2	12	0	6.0	6	0	0	0
Oregon State									
at Utah									
at Houston									
Kansas									
at Arizona State									
Oklahoma State									
at Kansas State									
BYU									
UCF									
at West Virginia									
Totals		4	36	0	9.0	17	0	0	0

2024 GAME-BY-GAME

Opponent	GS	Rec	Yds	TD	Avg	LG	Rush	Yds	TD
Abilene Christian		1	7	0	7.0	7	0	0	0
at Washington St.		1	20	1	20.0	20	0	0	0
North Texas		2	55	1	27.5	45	0	0	0
Arizona State		1	5	1	5.0	5	0	0	0
Cincinnati		0	0	0	0.0	0	0	0	0
at Arizona		0	0	0	0.0	0	0	0	0
Baylor		1	13	0	13.0	0	0	0	0
at TCU		0	0	0	0.0	0	0	0	0
at Iowa State		0	0	0	0.0	0	0	0	0
Colorado		1	5	0	5.0	5	0	0	0
at Oklahoma St.		2	21	0	10.5	12	0	0	0
West Virginia		0	0	0	0.0	0	0	0	0
Totals	9	126	3	14.0	45		0	0	0

2023 GAME-BY-GAME (@ ELON)

Opponent	GS	Rec	Yds	TD	Avg	LG	Rush	Yds	TD
at Wake Forest	*	1	18	0	0.0	18	0	0	0
at Gardner-Webb	*	2	49	0	0.0	25	0	0	0
N.C. A&T	*	0	0	0	0.0	0	0	0	0
at Campbell	*	4	55	0	0.0	26	0	0	0
William & Mary	*	2	7	0	0.0	4	0	0	0
N.C. Central	*	5	82	0	0.0	30	0	0	0
Monmouth	*	2	70	1	0.0	65	0	0	0
at Delaware	*	5	101	1	0.0	70	0	0	0
at Richmond	*	2	14	1	0.0	9	0	0	0
Hampton	*	2	57	1	0.0	53	0	0	0
Totals	25	453	4	0.0	70		0	0	0

2022 GAME-BY-GAME (@ ELON)

Opponent	GS	Rec	Yds	TD	Avg	LG	Rush	Yds	TD
at Vanderbilt	*	3	24	0	0.0	15	0	0	0
at Wofford	*	4	31	0	0.0	10	0	0	0
Gardner-Webb	*	2	22	0	0.0	14	0	0	0
at William & Mary	*	2	21	0	0.0	20	0	0	0
Richmond	*	1	25	1	0.0	25	0	0	0
Towson	*	3	13	1	0.0	8	0	0	0
at Rhode Island	*	4	29	0	0.0	9	0	0	0
at New Hampshire	*	0	0	0	0.0	0	0	0	0
Delaware	*	2	4	0	0.0	4	0	0	0
UAlbany	*	2	5	0	0.0	5	0	0	0
at Hampton	*	3	27	1	0.0	16	0	0	0
Totals	26	201	3	0.0	25		0	0	0

2021 GAME-BY-GAME (@ELON)

Opponent	GS	Rec	Yds	TD	Avg	LG	Rush	Yds	TD
at James Madison		0	0	0	0.0	0	0	0	0
Villanova		0	0	0	0.0	0	0	0	0
at Towson		0	0	0	0.0	0	0	0	0
Rhode Island		1	4	0	0.0	4	0	0	0
Totals	1	4	0	0.0	4		0	0	0



2 BEHREN
MORTON

QB | Sr. | 5th Yr. | Eastland, Texas | Eastland HS

Follow on Social Media

X: @BehrenMorton | IG: bmorton_2

PARTICIPATION	2021	2022	2023	2024	2025	CAREER
GP/GS	2/0	9/4	10/8	12/12	2/2	35/26

CAREER STATS

PASSING	G	Cmp	Att	Int	Yds	TD	Lg	Pct	Avg/G	Effic
2021	2	1	3	0	0	0	0	33.3	0.0	33.3
2022	9	96	169	6	1,117	7	55	56.8	124.1	118.9
2023	10	182	293	8	1,757	15	49	62.1	175.7	123.9
2024	12	295	466	8	3,335	27	70	63.3	277.9	139.1
2025	2	34	46	0	459	7	50	73.9	229.5	207.9
Totals	35	608	977	22	6,668	56	70	62.2	190.5	134.0

RUSHING	G	Att	Yds	TD	Lg	Avg/C	Avg/G
2021	2	2	15	0	17	7.5	7.5
2022	9	42	79	2	15	1.9	8.8
2023	10	46	3	4	14	0.1	0.3
2024	12	55	-22	1	26	-0.4	-1.8
2025	2	1	4	0	4	4.0	2.0
Totals	35	146	79	7	26	0.5	2.3

TOTAL OFF.	G	Rush	Pass	Total	Avg/G
2021	2	15	0	15	7.5
2022	9	79	1117	1196	132.9
2023	10	3	1757	1760	176.0
2024	12	-22	3335	3313	276.1
2025	2	4	459	463	231.5
Totals	35	79	6,668	6,747	192.8

2025 GAME-BY-GAME

Opponent	GS	Comp	Att	TD	INT	Yds	Lg	Run	Yds	TD	LG
Ark.-Pine Bluff	*	16	20	4	0	201	41	0	0	0	0
Kent State	*	18	26	3	0	258	50	1	4	0	4
Oregon State											
at Utah											
at Houston											
Kansas											
at Arizona State											
Oklahoma State											
at Kansas State											
BYU											
UCF											
at West Virginia											
Totals		34	46	7	7	459	50	1	4	0	4

2024 GAME-BY-GAME

Opponent	GS	Comp	Att	TD	INT	Yds	Lg	Run	Yds	TD	LG
Abilene Christian	*	30	42	5	0	378	36	2	-5	0	3
at Washington St.	*	34	58	1	2	323	42	4	7	0	7
North Texas	*	15	19	4	0	273	70	2	-1	1	10
Arizona State	*	24	44	2	0	201	21	3	-15	0	4
Cincinnati	*	19	29	2	0	251	49	3	46	0	26
at Arizona	*	17	29	0	0	214	57	4	-23	0	1
Baylor	*	33	49	3	1	286	32	6	3	0	7
at TCU	*	13	22	0	0	137	44	3	-3	0	1
at Iowa State	*	21	40	2	2	237	35	8	6	0	8
Colorado	*	24	40	2	1	275	35	11	-36	0	9
at Oklahoma St.	*	37	53	4	1	401	34	8	3	0	12
West Virginia	*	28	41	2	1	359	41	1	-4	0	0
Totals		295	466	27	8	3,335	70	55	-22	1	26

2023 GAME-BY-GAME

Opponent	GS	Comp	Att	TD	INT	Yds	Lg	Run	Yds	TD	LG
at Wyoming	DNP										
Oregon	DNP	-	-	-	-	-	-	-	-	-	-
Tarleton State	8	13	2	1	72	15	3	11	0	7	
at West Virginia	13	37	1	0	158	26	8	-12	0	4	
Houston	*	14	22	2	0	161	34	4	10	0	7
at Baylor	*	19	26	3	1	180	24	2	-1	1	10
Kansas State	*	14	21	0	0	125	31	6	8	1	10
at BYU	DNP-injured										
TCU	*	28	36	2	0	282	44	5	-4	1	9
at Kansas	*	19	25	0	1	176	33	7	-11	0	9
UCF	*	21	34	2	1	256	49	3	10	0	8
at Texas	*	19	36	0	3	88	15	5	-2	1	14
vs. California	*	27	43	3	1	259	41	3	-6	0	7
Totals		182	293	15	8	1,757	49	46	3	4	14

BEHREN MORTON (CONT.)

2022 GAME-BY-GAME

Opponent	GS	Comp	Att	TD	INT	Yds	Lg	Run	Yds	TD	LG
Murray State		7	10	1	1	97	24	3	-15	0	2
Houston		0	0	0	0	0	0	0	0	0	0
at NC State		4	7	0	1	85	38	2	20	0	13
Texas		0	0	0	0	0	0	0	0	0	0
at Kansas State	DNP										
at Oklahoma St.	*	39	62	2	1	379	36	17	53	1	15
West Virginia	*	28	45	2	0	325	55	8	17	0	8
Baylor	*	11	34	1	3	152	39	6	6	1	14
at TCU	*	7	10	1	0	79	47	6	-2	0	4
Kansas	DNP-injured										
at Iowa State	DNP-injured										
Oklahoma	DNP-injured										
vs. Ole Miss		0	1	0	0	0	0	0	0	0	0
Totals		96	169	7	6	1,117	55	42	79	2	15

2021 GAME-BY-GAME

Opponent	GS	Comp	Att	TD	INT	Yds	Lg	Run	Yds	TD	LG
at Kansas		0	0	0	0	0	0	0	0	0	0
Oklahoma State		1	3	0	0	0	0	2	15	0	17
Totals		1	3	0	0	0	0	2	15	0	17

14 BRICE
POLLOCK

CB | Jr. | 3rd Yr. (1st at Tech) | Snellville, Ga. | Shiloh HS

Follow on Social Media

X: @PollockBrice | IG: bricepollock_

PARTICIPATION	2023*	2024*	2025	CAREER
GP/GS	11/3	12/12	2/2	25/17

* at Mississippi State

TACKLES	GP	UA	A	Total	TFL	Yds	PD	FF	FR	Blkd	INT
2023 (MSU)	11	13	11	24	0.5	1	1	0	0	0	0
2024 (MSU)	12	24	24	48	1.0	3	9	1	0	0	1
2025 (TTU)	2	0	1	1	0.0	0	0	0	0	0	0
TOTALS	25	37	36	73	1.5	4	10	1	0	0	1

2025 GAME-BY-GAME STATS

Opponent	GS	UA	A	TOT	TFL-YDS	INT-YDS	FF	FR	PBU
Ark.-Pine Bluff	*	0	0	0	0.0-0	0-0	0	0	0
Kent State	*	0	1	1	0.0-0	0-0	0	0	0
Oregon State									
at Utah									
at Houston									
Kansas									
at Arizona State									
Oklahoma State									
at Kansas State									
BYU									
UCF									
at West Virginia									
Totals		0	1	1	0.0-0	0-0	0	0	0

2024 GAME-BY-GAME STATS (@ MISSISSIPPI STATE)

Opponent	GS	UA	A	TOT	TFL-YDS	INT-YDS	FF	FR	PBU
E. Kentucky	*	0	4	4	0.0-0	0-0	0	0	1
at Arizona State	*	3	3	6	0.0-0	0-0	0	0	0
Toledo	*	0	1	1	0.0-0	0-0	0	0	1
Florida	*	4	0	4	0.0-0	0-0	0	0	1
at Texas	*	4	2	6	0.0-0	0-0	0	0	1
at Georgia	*	4	0	4	0.0-0	1-0	0	0	1
Texas A&M	*	3	1	4	0.0-0	0-0	0	0	0
Arkansas	*	0	4	4	0.0-0	0-0	0	0	0
UMass	*	1	2	3	0.0-0	0-0	0	0	2
at Tennessee	*	1	1	2	1.0-3	0-0	0	0	0
Missouri	*	1	3	4	0.0-0	0-0	0	0	1
at Ole Miss	*	3	3	6	0.0-0	0-0	0	0	1
Totals		24	24	48	1.0-3	1-0	0	0	9



13 BEN ROBERTS

LB | Jr. | 4th Yr. | Haslet, Texas | Eaton HS

Follow on Social Media

X: @Ben_Roberts2022 | IG: ben.roberts04

PARTICIPATION	2022	2023	2024	2025	CAREER
GP/GS	2/0	13/12	13/13	2/2	30/27

CAREER STATS

TACKLES	GP	UA	A	Total	TFL	Yds	PD	FF	FR	Blkd	QBH
2022	2	0	0	0	0.0	0	0	0	0	0	0
2023	13	55	52	107	6.5	30	0	2	0	0	3
2024	13	38	45	83	4.5	11	0	3	0	0	6
2025	2	3	7	10	0.0	0	0	0	0	0	0
Totals	30	96	104	200	11.0	41	0	5	0	0	9

2025 GAME-BY-GAME STATS

Opponent	GS	UA	A	TOT	SACKS-YDS	TFL-YDS	FF	FR	INT	QBH
Ark-Pine Bluff	*	1	3	4	0.0-0	0.0-0	0	0	0	0
Kent State	*	2	4	6	0.0-0	0.0-0	0	0	0	0
Oregon State										
at Utah										
at Houston										
Kansas										
at Arizona State										
Oklahoma State										
at Kansas State										
BYU										
UCF										
at West Virginia										
Totals		3	7	10	0.0-0	0.0-0	0	0	0	0

2024 GAME-BY-GAME STATS

Opponent	GS	UA	A	TOT	SACKS-YDS	TFL-YDS	FF	FR	INT	QBH
Abilene Christian	*	4	3	7	0.0-0	1.0-2	1	0	0	0
at Washington St.	*	7	0	7	0.0-0	1.0-2	1	0	0	0
North Texas	*	3	0	3	0.0-0	0.0-0	0	0	0	0
Arizona State	*	2	9	11	0.0-0	0.0-0	0	0	0	0
Cincinnati	*	4	8	12	0.0-0	2.0-5	1	0	0	1
at Arizona	*	2	3	5	0.0-0	0.0-0	0	0	0	1
Baylor	*	3	3	6	0.0-0	0.0-0	0	0	0	0
at TCU	*	3	4	7	0.0-0	0.0-0	0	0	0	0
at Iowa State	*	2	5	7	0.0-0	0.5-2	0	0	0	2
Colorado	*	2	0	2	0.0-0	0.0-0	0	0	0	0
at Oklahoma St.	*	3	4	7	0.0-0	0.0-0	0	0	0	1
West Virginia	*	2	2	4	0.0-0	0.0-0	0	0	0	0
vs. Arkansas	*	1	4	5	0.0-0	0.0-0	0	0	0	1
Totals		38	45	83	0.0-0	4.5-11	3	0	0	6

2023 GAME-BY-GAME STATS

Opponent	GS	UA	A	TOT	SACKS-YDS	TFL-YDS	FF	FR	INT	QBH
at Wyoming		0	1	1	0.0-0	0.5-0	0	0	0	0
Oregon	*	5	7	12	0.5-2	1.5-7	1	0	0	0
Tarleton State	*	2	2	4	0.0-0	0.0-0	0	0	0	0
at West Virginia	*	4	7	11	0.0-0	0.5-1	0	0	1	0
Houston	*	8	2	10	0.0-0	0.0-0	0	0	0	0
at Baylor	*	5	2	7	0.0-0	2.0-19	1	0	0	0
Kansas State	*	5	6	11	0.0-0	0.0-0	0	0	0	0
at BYU	*	5	5	10	0.0-0	0.0-0	0	0	0	1
TCU	*	3	3	6	0.0-0	0.0-0	0	0	0	0
at Kansas	*	8	1	9	0.0-0	0.0-0	0	0	0	0
UCF	*	2	4	6	0.0-0	0.5-2	0	0	0	0
at Texas	*	6	7	13	0.0-0	0.0-0	0	0	0	1
vs. California	*	2	5	7	0.0-0	1.5-3	0	0	0	1
Totals		55	52	107	0.5-2	6.5-30	2	0	1	3

2022 GAME-BY-GAME STATS

Opponent	GS	UA	A	TOT	SACKS-YDS	TFL-YDS	FF	FR	INT	QBH
Murray State		DNP								
Houston		DNP								
at NC State		DNP								
Texas		DNP								
at Kansas State	0	0	0	0.0-0	0.0-0	0	0	0	0	0
at Oklahoma St.	0	0	0	0.0-0	0.0-0	0	0	0	0	0
West Virginia		DNP								
Baylor		DNP								
at TCU		DNP								
Kansas		DNP								
at Iowa State		DNP								
Oklahoma		DNP								
vs. Ole Miss		DNP								
Totals	0	0	0	0.0-0	0.0-0	0	0	0	0	0

10 JACOB RODRIGUEZ

LB | Sr. | 5th Yr. (4th at Tech) | Wichita Falls, Texas | Rider HS

Follow on Social Media

X: @Jacob_R_10 | IG: jrodriguez...10

PARTICIPATION	2021	2022	2023	2024	2025	CAREER
GP/GS	12/0	12/0	5/4	13/13	2/2	44/19

CAREER STATS

TACKLES	GP	UA	A	Total	TFL	Yds	PD	FF	FR	Blkd	QBH
2021 (UNA)	12	1	0	1	0.0	0	0	0	0	0	0
2022 (TTU)	12	17	12	29	3.0	7	0	1	0	0	0
2023 (TTU)	5	21	11	32	1.0	1	2	2	1	0	1
2024 (TTU)	13	77	50	127	10.5	63	4	3	2	0	5
2025 (TTU)	2	5	3	8	0.0	0	1	1	0	0	1
Totals	44	121	76	197	14.5	71	6	7	3	0	7

2025 GAME-BY-GAME STATS

Opponent	GS	UA	A	TOT	SACKS-YDS	TFL-YDS	FF	FR	INT	QBH
Ark-Pine Bluff	*	3	1	4	0.0-0	0.0-0	0	0	0	0
Kent State	*	2	3	5	0.0-0	0.0-0	1	0	0	1
Oregon State										
at Utah										
at Houston										
Kansas										
at Arizona State										
Oklahoma State										
at Kansas State										
BYU										
UCF										
at West Virginia										
Totals		5	4	8	0.0-0	0.0-0	1	0	0	1

2024 GAME-BY-GAME STATS

Opponent	GS	UA	A	TOT	SACKS-YDS	TFL-YDS	FF	FR	INT	QBH
Abilene Christian	*	9	4	13	0.0-0	2.0-13	1	0	0	0
at Washington St.	*	7	0	7	0.0-0	0.0-0	0	0	0	0
North Texas	*	1	0	1	0.0-0	0.0-0	0	0	0	1
Arizona State	*	2	7	9	0.0-0	1.0-2	0	0	0	0
Cincinnati	*	7	4	11	0.0-0	0.5-2	0	1	0	1
at Arizona	*	5	8	13	1.0-16	1-16	1	0	0	0
Baylor	*	7	5	12	0.0-0	0.0-0	0	0	0	0
at TCU	*	1	4	5	0.0-0	0.0-0	0	0	0	0
at Iowa State	*	9	4	13	2.0-6	2.5-7	1	0	0	0
Colorado	*	13	4	17	1.0-10	1.5-11	0	0	0	2
at Oklahoma St.	*	7	5	12	0.0-0	0.0-0	0	1	1	1
West Virginia	*	4	1	5	1.0-10	1.0-10	0	0	0	0
vs. Arkansas	*	5	4	9	0.0-0	1.0-2	0	0	0	0
Totals		72	46	118	5.0-42	9.5-61	3	2	1	5

2023 GAME-BY-GAME STATS

Opponent	GS	UA	A	TOT	SACKS-YDS	TFL-YDS	FF	FR	INT	QBH
at Wyoming	*	2	0	2	0.0-0	0.0-0	1	1	0	0
Oregon		DNP-injured								
Tarleton State		DNP-injured								
at West Virginia		DNP-injured								
Houston		DNP-injured								
at Baylor		DNP-injured								
Kansas State		DNP-injured								
at BYU		DNP-injured								
TCU		4	2	6	0.0-0	0.0-0	0	0	0	0
at Kansas	*	3	1	4	0.0-0	1.0-1	0	0	0	0
UCF	*	7	5	12	0.0-0	0.0-0	0	0	0	1
at Texas		DNP								
vs. California	*	5	3	8	0.0-0	0.0-0	1	0	1	0
Totals		21	11	32	0.0-0	1.0-1	2	1	1	1

2022 GAME-BY-GAME STATS

Opponent	GS	UA	A	TOT	SACKS-YDS	TFL-YDS	FF	FR	INT	QBH
Murray State		0	4	4	0.0-0	1.0-2	0	0	0	0
Houston		0	0	0	0.0-0	0.0-0	0	0	0	0
at NC State		2	2	4	0.0-0	0.5-1	0	0	0	0
Texas		1	0	1	0.0-0	0.0-0	0	0	0	0
at Kansas State		1	0	1	0.0-0	0.0-0	0	0	0	0
at Oklahoma St.		1	1	2	0.0-0	0.0-0	0	0	0	2
West Virginia		4	0	4	0.0-0	0.0-0	1	0	0	1
Baylor		3	2	5	0.0-0	0.0-0	0	0	0	0
at TCU		0	2	2	0.0-0	0.5-1	0	0	0	0
Kansas		2	0	2	0.0-0	0.0-0	0	0	0	0
at Iowa State		1	0	1	0.0-0	0.0-0	0	0	0	0
Oklahoma		DNP-injured								
vs. Ole Miss		2	1	3	0.0-0	1.0-3	0	0	0	0
Totals		17	12	29	0.0-0	3.0-7	1	0	0	3

JACOB RODRIGUEZ (CONT.)

2021 GAME-BY-GAME (@ VIRGINIA)

Opponent	GS	Rush	Yds	TD	LG	Rec	Yds	TD	LG
William & Mary		3	31	0	24	0	0	0	0
Illinois		0	0	0	0	0	0	0	0
at North Carolina		3	14	0	7	3	23	0	17
Wake Forest		0	0	0	0	0	0	0	0
at Miami (FL)		1	5	0	5	2	24	0	16
at Louisville		1	1	0	1	2	13	0	9
Duke		2	5	0	4	0	0	0	0
Georgia Tech		0	0	0	0	0	0	0	0
at BYU		0	0	0	0	1	5	0	5
Notre Dame		0	0	0	0	0	0	0	0
at Pittsburgh		0	0	0	0	0	0	0	0
Virginia Tech		0	0	0	0	0	0	0	0
Totals		10	56	0	24	8	65	0	17

1 REGGIE VIRGIL

WR | Sr. | 5th Yr. (1st at Tech) | Apopka, Fla. | Mount Dora Christian Academy
Follow on Social Media
X: @Therealreggie11 | IG: therealreggie0

PARTICIPATION

2022*	2023*	2024*	2025	CAREER
GP/GS	11/1	12/0	13/11	2/2
* at Miami (OH)				

CAREER STATS

RECEIVING	G	Rec	Yds	TD	Lg	Rec/G	Avg/C	Avg/G
2022 (M-OH)	11	1	28	0	0	0.1	28.0	2.6
2023 (M-OH)	12	1	34	1	0	0.1	34.0	2.8
2024 (M-OH)	13	41	816	9	75	3.6	20.0	62.8
2025 (TTUJ)	2	9	106	3	35	4.5	11.8	53.0
Totals	38	52	984	13	75	1.4	18.9	25.9

2025 GAME-BY-GAME

Opponent	GS	Rec	Yds	TD	Avg	LG	Rush	Yds	TD
Arkansas-Pine Bluff	*	4	56	1	14.0	21	0	0	0
Kent State	*	5	50	2	10.0	35	0	0	0
Oregon State									
at Utah									
at Houston									
Kansas									
at Arizona State									
Oklahoma State									
at Kansas State									
BYU									
UCF									
at West Virginia									
Totals		9	106	3	11.8	35	0	0	0

2024 GAME-BY-GAME (@ MIAMI-OHIO)

Opponent	GS	Rec	Yds	TD	Avg	LG	Rush	Yds	TD
at Northwestern	*	3	32	0	10.7	12	0	0	0
Cincinnati		3	77	1	25.7	58	0	0	0
at Notre Dame	*	1	12	0	12.0	12	0	0	0
UMass	*	1	10	0	10.0	10	0	0	0
at Toledo		4	76	0	19.0	51	0	0	0
at Eastern Michigan	*	3	113	2	37.7	75	0	0	0
Ohio	*	3	39	1	13.0	18	0	0	0
Central Michigan	*	4	50	1	12.5	22	0	0	0
at Ball State	*	5	101	1	20.2	41	0	0	0
Kent State	*	2	88	1	44.0	69	0	0	0
Northern Illinois	*	4	107	1	26.8	50	0	0	0
at Bowling Green	*	5	82	1	13.7	28	0	0	0
vs. Ohio	*	2	29	0	14.5	19	0	0	0
vs. Colorado State		DNP							
Totals		41	878	7	19.9	70	0	0	0

20 J'KOBY WILLIAMS

RB | So. | 2nd Yr. | Beckville, Texas | Beckville HS
Follow on Social Media
X: @WilliamsJkoby | IG: officialjkoby

PARTICIPATION

2024*	2025	CAREER
GP/GS	10/1	2/1
12/2		

CAREER STATS

RUSHING	G	Att	Yds	TD	Lg	Avg/C	Avg/G
2024	10	41	236	2	54	5.8	23.6
2025	2	15	110	1	20	7.3	55.0
Totals	12	56	346	3	54	6.2	28.8

RECEIVING	G	Rec	Yds	TD	Lg	Rec/G	Avg/C	Avg/G
2024	10	10	100	1	22	1.0	10.0	10.0
2025	2	4	34	0	30	1.0	8.5	17.0
Totals	12	14	134	1	30	1.2	9.6	11.2

2025 GAME-BY-GAME

Opponent	GS	Rush	Yds	TD	LG	Rec	Yds	TD	LG
Ark-Pine Bluff		6	56	1	20	0	0	0	0
Kent State	*	9	54	0	20	3	35	0	30
Oregon State									
at Utah									
at Houston									
Kansas									
at Arizona State									
Oklahoma State									
at Kansas State									
BYU									
UCF									
at West Virginia									
Totals		15	110	1	20	3	35	0	30

2024 GAME-BY-GAME

Opponent	GS	Rush	Yds	TD	LG	Rec	Yds	TD	LG
Abilene Christian		DNP							
at Washington State		DNP							
North Texas		4	27	1	12	1	10	0	10
Arizona State		2	7	0	5	0	0	0	0
Cincinnati		DNP							
at Arizona		0	0	0	0	0	0	0	0
Baylor		0	0	0	0	2	22	1	18
at TCU		8	42	0	13	0	0	0	0
at Iowa State		1	1	0	1	1	2	0	2
Colorado		4	12	0	6	0	0	0	0
at Oklahoma State		2	4	0	3	0	0	0	0
West Virginia		5	20	0	11	2	30	0	18
vs. Arkansas	*	15	123	1	54	4	36	0	22
Totals		41	236	2	54	10	100	1	22

5 COLE WISNIEWSKI

S | R-Sr. | 6th Yr. (1st at Tech) | Sparta, Wis. | Sparta HS
Follow on Social Media
X: @ColeWisniewski | IG: cole.wiz

PARTICIPATION

2020/21*	2021*	2022*	2023*	2024*	2025	CAREER
GP/GS	10/2	15/2	8/1	14/14	0/0	2/2
49/21						

* at North Dakota State

TACKLES	GP	UA	A	Total	TFL	Yds	PD	FF	FR	Blkd	INT
2020/21 (NDSU)	10	13	10	23	1.0	1	0	0	0	0	0
2021 (NDSU)	15	38	15	53	2.5	9	2	2	0	0	0
2022 (NDSU)	8	14	13	27	0.0	0	0	0	1	0	0
2023 (NDSU)	14	49	43	92	2.0	7	5	1	0	0	8
2024 (NDSU)	0	0	0	0	0.0	0	0	0	0	0	0
2025 (TTUJ)	2	1	0	1	0.0	0	0	1	0	0	0
TOTALS	49	115	81	196	5.5	17	7	4	1	0	8

2025 GAME-BY-GAME STATS

Opponent	GS	UA	A	TOT	TFL-YDS	INT-YDS	FF	FR	PBU
Ark.-Pine Bluff	*	1	0	1	0.0-0	0-0	1	0	0
Kent State	*	0	0	0	0.0-0	0-0	0	0	0
Oregon State									
at Utah									
at Houston									
Kansas									
at Arizona State									
Oklahoma State									
at Kansas State									
BYU									
UCF									
at West Virginia									
Totals		1	0	1	0.0-0	0-0	1	0	0



COLE WISNIEWSKI (CONT.)

2024 GAME-BY-GAME STATS (@ NORTH DAKOTA STATE)

Opponent	GS	UA	A	TOT	TFL-YDS	INT-YDS	FF	FR	PBU
DNP									

2023 GAME-BY-GAME STATS (@ NORTH DAKOTA STATE)

Opponent	GS	UA	A	TOT	TFL-YDS	INT-YDS	FF	FR	PBU
vs. E. Washington *	7	4	11		0.0-0	1-39	0	0	1
Maine *	2	1	3		0.0-0	2-26	0	0	0
Central Arkansas *	3	3	6		0.0-0	0-0	1	0	0
South Dakota *	1	3	4		0.0-0	0-0	0	0	0
at Missouri State *	4	1	5		0.0-0	1-64	0	0	1
at North Dakota *	0	1	1		0.0-0	0-0	0	0	0
Western Illinois	DNP								
Murray State *	0	3	3		0.0-0	0-0	0	0	0
at S. Dakota St. *	6	5	11		0.0-0	0-0	0	0	1
Southern Ill. *	5	4	9		0.0-0	0-0	0	0	1
Northern Iowa *	4	6	10		1.0-5	1-75	0	0	1
Drake *	5	2	7		0.0-0	0-0	0	0	0
at Montana State *	7	1	8		1.0-2	1-0	0	0	0
at South Dakota *	0	3	3		0.0-0	2-35	0	0	0
at Montana *	5	6	11		0.0-0	0-0	0	0	0
Totals	49	43	92		2.0-7	8-239	1	0	5

2022 GAME-BY-GAME STATS (@ NORTH DAKOTA STATE)

Opponent	GS	UA	A	TOT	TFL-YDS	INT-YDS	FF	FR	PBU
Drake	DNP								
N. Carolina A&T	DNP								
at Arizona	DNP								
at South Dakota	DNP								
Youngstown St.	DNP								
at Indiana St.	DNP								
S. Dakota St.	DNP								
Illinois State	2	1	3		0.0-0	0-0	0	0	0
at W. Illinois	5	1	6		0.0-0	0-0	0	0	0
at S. Illinois	0	2	2		0.0-0	0-0	0	0	0
North Dakota	0	0	0		0.0-0	0-0	0	0	0
Montana	4	4	8		0.0-0	0-0	0	1	0
Samford	1	1	2		0.0-0	0-0	0	0	0
Incarnate Word	2	0	2		0.0-0	0-0	0	0	0
S. Dakota St. *	0	4	4		0.0-0	0-0	0	0	0
Totals	14	13	27		0.0-0	0-0	0	1	0

2021 GAME-BY-GAME STATS (@ NORTH DAKOTA STATE)

Opponent	GS	UA	A	TOT	TFL-YDS	INT-YDS	FF	FR	PBU
UAlbany	1	0	1		0.0-0	0-0	0	0	0
Valparaiso *	2	2	4		0.0-0	0-0	0	0	0
at Towson	2	0	2		0.0-0	0-0	0	0	0
at North Dakota	2	1	3		0.0-0	0-0	0	0	0
Northern Iowa	5	1	6		1.0-6	0-0	0	0	0
at Illinois State	0	1	1		0.0-0	0-0	0	0	0
Missouri State	6	2	8		0.0-0	0-0	0	0	0
Indiana State	0	1	1		0.5-0	0-0	0	0	1
at S. Dakota St.	3	1	4		1.0-3	0-0	0	0	0
at Youngstown St.	2	2	4		0.0-0	0-0	1	0	0
South Dakota	1	0	1		0.0-0	0-0	0	0	0
Southern Illinois *	3	1	4		0.0-0	0-0	1	0	0
E. Tennessee St.	2	2	4		0.0-0	0-0	0	0	0
James Madison	4	1	5		0.0-0	0-0	0	0	0
vs. Montana State	5	0	5		0.0-0	0-0	0	0	1
Totals	38	15	53		2.5-9	0-0	2	0	2

2020-21 GAME-BY-GAME STATS (@ NORTH DAKOTA STATE)

Opponent	GS	UA	A	TOT	TFL-YDS	INT-YDS	FF	FR	PBU
Central Arkansas	1	0	1		0.0-0	0-0	0	0	0
Youngstown St.	0	0	0		0.0-0	0-0	0	0	0
at Southern Ill.	0	0	0		0.0-0	0-0	0	0	0
at Missouri St.	1	0	1		0.0-0	0-0	0	0	0
Illinois State	0	0	0		0.0-0	0-0	0	0	0
North Dakota	1	1	2		0.0-0	0-0	0	0	0
at Northern Ill.	1	0	1		0.0-0	0-0	0	0	0
S. Dakota St.	1	1	2		0.0-0	0-0	0	0	0
Eastern Wash. *	4	5	9		0.0-0	0-0	0	0	0
at Sam Houston *	4	2	6		1.0-1	0-0	0	0	0
Totals	13	9	22		1.0-1	0-0	0	0	0

RED RAIDERS IN THE NCAA/BIG 12 STATS

As of Sunday, Sept. 7, 2025

QB BEHREN MORTON

Category	Stat	NCAA	Big 12
Completions Percentage (122 ranked)	.739	20th	3rd
Passing Efficiency (122 ranked)	207.9	6th	3rd
Passing Touchdowns (37 ranked)	7	7th	2nd
Passing Yards Per Completion (122 ranked)	13.50	25th	4th
Points Responsible For (198 ranked)	42	9th	3rd
Points Responsible For Per Game (19 ranked)	21.0	7th	1st
Yards Per Pass Attempt (122 ranked)	9.98	15th	3rd

RB CAMERON DICKEY

Category	Stat	NCAA	Big 12
Rushing Touchdowns	3	10th	1st

WR REGGIE VIRGIL

Category	Stat	NCAA	Big 12
Receiving Touchdowns	3	2nd	1st

TEAM/INDIVIDUAL STATISTICS

Team Results

Date	Opponent		Score	Att.
08/30/2025	Ark.-Pine Bluff	W	67-7	60229
09/06/2025	Kent St.	W	62-14	60229

Rushing

Player	gp	att	gain	loss	net	avg	td	lg	avg/g
Adam Hill	2	23	206	1	205	8.9	0	36	102.5
J'Koby Williams	2	15	110	0	110	7.3	1	20	55.0
Cameron Dickey	2	21	103	3	100	4.8	3	20	50.0
Will Hammond	2	4	91	0	91	22.8	2	64	45.5
Mitch Griffis	2	3	21	0	21	7.0	0	12	10.5
Behren Morton	2	1	4	0	4	4.0	0	4	2.0
Michael Henderson III	2	1	0	2	-2	-2.0	0	0	-1.0
Team	2	3	0	5	-5	-1.7	0	0	-2.5
Total	2	71	535	11	524	7.4	6	64	262.0
Opponents	2	60	164	48	116	1.9	1	14	58.0

Passing

Player	gp	effic	comp-att-int	pct	yds	td	lg	avg/g
Behren Morton	2	207.9	34-46-0	73.9	459	7	50	229.5
Will Hammond	2	190.7	14-19-0	73.7	186	2	38	93.0
Mitch Griffis	2	213.2	4-5-0	80.0	40	1	13	20.0
Total	2	203.6	52-70-0	74.3	685	10	50	342.5
Opponents	2	94.3	28-58-2	48.3	287	2	38	143.5

Receiving

Player	gp	no.	yds	avg	td	lg	avg/g
Reggie Virgil	2	9	106	11.8	3	35	53.0
Coy Eakin	2	6	106	17.7	2	42	53.0
Caleb Douglas	2	5	81	16.2	0	29	40.5
Johncarlos Miller II	2	4	36	9.0	0	17	18.0
Terrance Carter	2	4	92	23.0	2	50	46.0
J'Koby Williams	2	4	34	8.5	0	30	17.0
Roy Alexander	2	3	31	10.3	0	15	15.5
Micah Hudson	2	3	31	10.3	0	19	15.5
Bryson Jones	2	3	63	21.0	2	38	31.5
TJ West	2	2	15	7.5	0	9	7.5
Kelby Valsin	2	2	25	12.5	0	18	12.5
Cameron Dickey	2	2	10	5.0	0	7	5.0
Leyton Stone	2	2	28	14.0	1	19	14.0
Price Morgan	2	1	12	12.0	0	12	6.0
Tyson Turner	2	1	8	8.0	0	8	4.0
Michael Dever	2	1	7	7.0	0	7	3.5
Total	2	52	685	13.2	10	50	342.5
Opponents	2	28	287	10.3	2	38	143.5

Game Records

Record	Overall	Home	Away	Neutral
ALL GAMES	2-0	2-0	0-0	0-0
CONFERENCE	0-0	0-0	0-0	0-0
NON-CONFERENCE	2-0	2-0	0-0	0-0

Team Statistics

	TTU	OPP
First Downs	60	21
Rushing	26	7
Passing	31	12
Penalty	3	2
Rushing Yardage	524	116
Rushing attempts	71	60
Average per rush	7.4	1.9
Average per game	262.0	58.0
TDs Rushing	6	1
Passing Yardage	685	287
Comp-Att-Int	52-70-0	28-58-2
Average per pass	9.8	4.9
Average per catch	13.2	10.3
Average per game	342.5	143.5
TDs Passing	10	2
Total offense	1209	403
Average per play	8.6	3.4
Average per game	604.5	201.5
Kick returns: #-Yards	3-66	4-64
Punt returns: #-Yards	9-32	0-0
Int returns: #-Yards	2-62	0-0
Fumbles-Lost	3-1	4-1
Penalties-Yards	14-120	8-67
Punts-Avg	2-44.0	15-33.5
Time of possession / game	25:13	27:47
3rd-down conversion	11/21	6/28
4th-down conversion	2/3	2/5
PAT-attempts	(15-16) 94%	(3-3) 100%
2-point conversion-attempts	(0-1) 0%	(0-0) 0%

Interceptions

Player	no.	yds	avg	td	lg
Skyler Gill-Howard	1	55	55.0	1	55
Amier Boyd-Matthews	1	7	7.0	0	7
Total	2	62	31.0	1	55
Opponents	0	0	0.0	0	0



INDIVIDUAL STATISTICS

Field Goals

Player	fg	pct.	01-19	20-29	30-39	40-49	50-99	lg	blk
Upton Bellenfant	2-2	100.0	0-0	2-2	0-0	0-0	0-0	29	0
Stone Harrington	2-2	100.0	0-0	0-0	1-1	1-1	0-0	47	0
Opponents	0-1	0.0	0-0	0-0	0-0	0-1	0-0	0	0

Scoring

			PAT						
Player	td	fg	kick	rush	rcv	pass	dxp	saf	pts
Reggie Virgil	3	-	-	-	-	-	-	-	18
Cameron Dickey	3	-	-	-	-	-	-	-	18
Stone Harrington	-	2-2	8-8	-	-	-	-	-	14
Coy Eakin	2	-	-	-	-	-	-	-	12
Terrance Carter	2	-	-	-	-	-	-	-	12
Upton Bellenfant	-	2-2	6-7	-	-	-	-	-	12
Will Hammond	2	-	-	-	-	-	-	-	12
Bryson Jones	2	-	-	-	-	-	-	-	12
Skyler Gill-Howard	1	-	-	-	-	-	-	-	6
J'Koby Williams	1	-	-	-	-	-	-	-	6
Leyton Stone	1	-	-	-	-	-	-	-	6
Ian Hershey	-	-	1-1	-	-	-	-	-	1
Total	17	4-4	15-16	0	0	0	0	0	129
Opponents	3	0-1	3-3	0	0	0	0	0	21

Score by Periods

Team	1st	2nd	3rd	4th	OT	TOT
Texas Tech	44	51	21	13	0	129
Opponents	0	0	0	21	0	21

Punting

Player	no.	yds	avg	lg	tb	fc	i20	50+	blk
Jack Burgess	2	88	44.0	47	0	2	2	0	0
Total	2	88	44.0	47	0	2	2	0	0
Opponents	15	503	33.5	55	0	1	2	1	3

Punt Returns

Player	no.	yds	avg	td	lg
Tristian Gentry	4	34	8.5	0	19
AJ McCarty	2	0	0.0	0	0
Mikal Harrison-Pilot	1	0	0.0	0	0
Total	9	32	3.6	0	19
Opponents	0	0	0.0	0	0

Kick Returns

Player	no.	yds	avg	td	lg
Micah Hudson	2	41	20.5	0	29
Tristian Gentry	1	25	25.0	0	25
Total	3	66	22.0	0	29
Opponents	4	64	16.0	0	18

All Purpose

Player	g	rush	rcv	pr	kr	ir	total	avg/g
Adam Hill	2	205	0	0	0	0	205	102.5
J'Koby Williams	2	110	34	0	0	0	144	72.0
Cameron Dickey	2	100	10	0	0	0	110	55.0
Reggie Virgil	2	0	106	0	0	0	106	53.0
Coy Eakin	2	0	106	0	0	0	106	53.0
Terrance Carter	2	0	92	0	0	0	92	46.0
Will Hammond	2	91	0	0	0	0	91	45.5
Caleb Douglas	2	0	81	0	0	0	81	40.5
Micah Hudson	2	0	31	0	41	0	72	36.0
Bryson Jones	2	0	63	0	0	0	63	31.5
Tristian Gentry	2	0	0	34	25	0	59	29.5
Skyler Gill-Howard	2	0	0	0	0	55	55	27.5
Johncarlos Miller II	2	0	36	0	0	0	36	18.0
Roy Alexander	2	0	31	-2	0	0	29	14.5
Leyton Stone	2	0	28	0	0	0	28	14.0
Kelby Valsin	2	0	25	0	0	0	25	12.5
Mitch Griffis	2	21	0	0	0	0	21	10.5
TJ West	2	0	15	0	0	0	15	7.5
Price Morgan	2	0	12	0	0	0	12	6.0
Tyson Turner	2	0	8	0	0	0	8	4.0
Amier Boyd-Matthews	2	0	0	0	0	7	7	3.5
Michael Dever	2	0	7	0	0	0	7	3.5
Behren Morton	2	4	0	0	0	0	4	2.0
Michael Henderson III	2	-2	0	0	0	0	-2	-1.0
Total	2	524	685	32	66	62	1369	684.5
Opponents	2	116	287	0	64	0	467	233.5

Total Offense

Player	g	plays	rush	pass	total	avg/g
Behren Morton	2	47	4	459	463	231.5
Will Hammond	2	23	91	186	277	138.5
Adam Hill	2	23	205	0	205	102.5
J'Koby Williams	2	15	110	0	110	55.0
Cameron Dickey	2	21	100	0	100	50.0
Mitch Griffis	2	8	21	40	61	30.5
Michael Henderson III	2	1	-2	0	-2	-1.0
Total	2	141	524	685	1209	604.5
Opponents	2	118	116	287	403	201.5

TEXAS TECH GAME-BY-GAME STATS

		Rushing				Receiving				Passing				Kick Returns				Punt Returns				tot			
Date	Opponent	no.	yds	td	lg	no.	yds	td	lg	cmp	att	int	yds	td	lg	no.	yds	td	lg	no.	yds	td	lg	off	
08/30/2025	Ark.-Pine Bluff	29	294	3	64	25	314	6	41	25-32-0				314	6	41	2	54	0	29	4	-2	0	0	608
09/06/2025	Kent St.	42	230	3	36	27	371	4	50	27-38-0				371	4	50	1	12	0	12	5	34	0	19	601
Texas Tech		71	524	6	64	52	685	10	50	52-70-0				685	10	50	3	66	0	29	9	32	0	19	1209
Opponents		60	116	1	14	28	287	2	38	28-58-2				287	2	38	4	64	0	18	0	0	0	0	403

Texas Tech Averages

Games	Avg/ rush	Avg/ catch	Pass effic	KR avg	PR avg	All purpose avg/game	Total offense avg/game
2	7.4	13.2	203.6	22.0	3.6	684.5	604.5

Date	Opponent	Tackles				Sacks	Fumble		Pass Defense			blkd	PAT attempts			off		
		ua	a	total	tfl-yds	no-yds	ff	fr-yds	int-yds	qbh	brup	kick	kick	rush	rcv	saf	t/o	pts
08/30/2025	Ark.-Pine Bluff	29	24	53	6.0-24	3-12	1	0-0	1-7	5	2	1	7-8	0	0	0	6	67
09/06/2025	Kent St.	31	26	57	7.0-18	3-14	1	1-0	1-55	13	4	2	8-8	0	0	0	10	62
Texas Tech		60	50	110	13.0-42	6-26	2	1-0	2-62	18	6	3	15-16	0	0	0	16	129
Opponents		89	34	123	5.0-7	0-0	2	1-0	0-0	4	2	0	3-3	0	0	0	7	21

		Punting										Field Goals			Kickoffs				
Date	Opponent	no.	yds	avg	long	blkd	tb	fc	50+	i20	md-att	long	blkd	no.	yds	avg	tb	ob	
08/30/2025	Ark.-Pine Bluff	0	0	0.0	0	0	0	0	0	0	2-2	31	0	12	775	64.6	9	0	
09/06/2025	Kent St.	2	88	44.0	47	0	0	2	0	2	2-2	47	0	11	703	63.9	6	1	
Texas Tech		2	88	44.0	47	0	0	2	0	2	4-4	47	0	23	1478	64.3	15	1	
Opponents		15	503	33.5	55	3	0	1	1	2	0-1	0	0	5	314	62.8	2	0	

OPPONENTS GAME-BY-GAME STATS

		Rushing				Receiving				Passing				Kick Returns				Punt Returns				tot		
Date	Opponent	no.	yds	td	lg	no.	yds	td	lg	cmp	att	int	yds	td	lg	no.	yds	td	lg	no.	yds	td	lg	off
08/30/2025	Ark.-Pine Bluff	26	53	0	9	17	122	1	24	17	33	1	122	1	24	1	18	0	18	0	0	0	0	175
09/06/2025	Kent St.	34	63	1	14	11	165	1	38	11	25	1	165	1	38	3	46	0	18	0	0	0	0	228
Opponents		60	116	1	14	28	287	2	38	28	58	2	287	2	38	4	64	0	18	0	0	0	0	403
Texas Tech		71	524	6	64	52	685	10	50	52	70	0	685	10	50	3	66	0	29	9	32	0	19	1209

Opponents Averages

Games	Avg/ rush	Avg/ catch	Pass effic	KR avg	PR avg	All purpose avg/game	Total offense avg/game
2	1.9	10.3	94.3	16.0	0.0	233.5	201.5

Date	Opponent	Tackles				Sacks	Fumble		Pass Defense			blkd	PAT attempts			off		
		ua	a	total	tfl-yds	no-yds	ff	fr-yds	int-yds	qbh	brup	kick	kick	rush	rcv	saf	t/o	pts
08/30/2025	Ark.-Pine Bluff	44	4	48	2.0-2	0-0	1	0-0	0-0	1	0	0	1-1	0	0	0	0	7
09/06/2025	Kent St.	45	30	75	3.0-5	0-0	1	1-0	0-0	3	2	0	2-2	0	0	0	7	14
Opponents		89	34	123	5.0-7	0-0	2	1-0	0-0	4	2	0	3-3	0	0	0	7	21
Texas Tech		60	50	110	13.0-42	6-26	2	1-0	2-62	18	6	3	15-16	0	0	0	16	129

Date	Opponent	Punting										Field Goals			Kickoffs			
		no.	yds	avg	long	blkd	tb	fc	50+	i20	md-att	long	blkd	no.	yds	avg	tb	ob
08/30/2025	Ark.-Pine Bluff	7	188	26.9	44	1	0	0	0	0	0-1	0	0	2	129	64.5	0	0
09/06/2025	Kent St.	8	315	39.4	55	2	0	1	1	2	0-0	0	0	3	185	61.7	2	0
Opponents		15	503	33.5	55	3	0	1	1	2	0-1	0	0	5	314	62.8	2	0
Texas Tech		2	88	44.0	47	0	0	2	0	2	4-4	47	0	23	1478	64.3	15	1

GAME-BY-GAME INDIVIDUAL STATS | OFFENSE

PASSING

#2 Behren Morton	Comp	Att	Int	Pct	Yards	TD	Long	Sacked	Effic.
Ark.-Pine Bluff	16	20	0	80.0	201	4	41	0-0	230.4
Kent St.	18	26	0	69.2	258	3	50	0-0	190.7
Totals	34	46	0	73.9	459	7	50	0-0	207.9

#12 Mitch Griffis	Comp	Att	Int	Pct	Yards	TD	Long	Sacked	Effic.
Ark.-Pine Bluff	2	3	0	66.7	21	1	13	0-0	235.5
Kent St.	2	2	0	100.0	19	0	12	0-0	179.8
Totals	4	5	0	80.0	40	1	13	0-0	213.2

#15 Will Hammond	Comp	Att	Int	Pct	Yards	TD	Long	Sacked	Effic.
Ark.-Pine Bluff	7	9	0	77.8	92	1	19	0-0	200.3
Kent St.	7	10	0	70.0	94	1	38	0-0	182.0
Totals	14	19	0	73.7	186	2	38	0-0	190.7

Rushing

Player	No-Yds/TD	UAPB	KentSt
Adam Hill	23-205/0	7-78/0	16-127/0
Cameron Dickey	21-100/3	13-90/1	8-10/2
J'Koby Williams	15-110/1	6-56/1	9-54/0
Will Hammond	4-91/2	1-64/1	3-27/1
Mitch Griffis	3-21/0	1-8/0	2-13/0
Behren Morton	1-4/0	-	1-4/0
Michael Henderson III	1--2/0	-	1--2/0

Receiving

Player	No-Yds/TD	UAPB	KentSt
Reggie Virgil	9-106/3	4-56/1	5-50/2
Coy Eakin	6-106/2	3-47/1	3-59/1
Caleb Douglas	5-81/0	3-44/0	2-37/0
Terrance Carter	4-92/2	3-42/2	1-50/0
Johncarlos Miller II	4-36/0	2-24/0	2-12/0
J'Koby Williams	4-34/0	1--1/0	3-35/0
Micah Hudson	3-31/0	2-20/0	1-11/0
Roy Alexander	3-31/0	-	3-31/0
Leyton Stone	2-28/1	2-28/1	-
Kelby Valsin	2-25/0	1-18/0	1-7/0
TJ West	2-15/0	2-15/0	-
Cameron Dickey	2-10/0	-	2-10/0
Bryson Jones	1-13/1	1-13/1	DNP
Price Morgan	1-12/0	-	1-12/0
Tyson Turner	1-8/0	1-8/0	-

DEFENSIVE STATISTICS

Team Defense

			Tackles				Sacks	Pass defense			Fumbles		blkd	
##	Player	gp	ua	a	tot	tfl/yds	no-yds	int-yds	brup	qbh	fr-yds	ff	kick	saf
13	Ben Roberts	2	3	7	10
10	Jacob Rodriguez	2	5	3	8	.	.	.	1	1	.	1	.	.
33	Anthony Holmes Jr.	2	6	2	8	2.5-2	1-1	.	1	3	1-0	.	.	.
6	John Curry	2	2	6	8	1-6	.	.	.	1
1	AJ McCarty	2	3	3	6	1-4	.	.	1	1	.	.	2	.
0	Skyler Gill-Howard	2	4	2	6	1.5-4	0.5-3	1-55	.	1
3	Bryce Ramirez	2	3	2	5	1-1	1-1
40	Wesley Smith	2	4	1	5
51	Jayden Cofield	2	2	3	5	1.5-2
27	Amier Boyd-Matthews	2	4	.	4	.	.	1-7
9	Romello Height	2	2	1	3	1.5-9	1.5-9	.	.	5
2	Lee Hunter	2	.	3	3	0.5-2	0.5-2	.	.	1
31	David Bailey	2	1	2	3	1.5-10	1.5-10	.	.	1
88	Amier Washington	1	1	2	3
15	Oliver Miles III	2	1	2	3
20	Dontae Balfour	1	1	1	2
8	E'Maurion Banks	2	1	1	2	.	.	.	1
11	Charles Esters III	1	1	1	2	1-2
34	Trent Low	2	2	.	2
85	Dylan Spencer	2	2	.	2
7	Brenden Jordan	2	.	2	2
17	Peyton Morgan	2	1	1	2
45	Brock Golwas	2	.	2	2
5	Cole Wisniewski	2	1	.	1	1	.	.
29	Chief Collins	1	1	.	1
35	Gage Elder	2	1	.	1
58	Tanner Allen	2	1	.	1
12	Marquez Stevenson	1	1	.	1
94	Braylon Rigsby	1	1	.	1
14	Brice Pollock	2	.	1	1
23	Tarrion Grant	1	1	.	1
16	Ashton Hampton	2	1	.	1	.	.	.	2
24	Malik Esquerra	2	1	.	1
32	Cheta Ofili	2	1	.	1	1
50	Eddy Smith	2	1	.	1
92	Kasen Long	1	.	1	1
18	Terrell Tilmon	1	1
	Totals	2	60	50	110	13-42	6-26	2-62	6	18	1-0	2	3	0
	Opponents	2	89	34	123	5-7	0-0	0-0	2	4	1-0	2	0	0

GAME-BY-GAME INDIVIDUAL STATS | DEFENSE**Total Tackles**

Player	S-A	Total	UAPB	KentSt
Ben Roberts	3-7	10	1-3	2-4
Anthony Holmes Jr.	6-2	8	2-1	4-1
Jacob Rodriguez	5-3	8	3-0	2-3
John Curry	2-6	8	1-2	1-4
Skyler Gill-Howard	4-2	6	1-1	3-1
AJ McCarty	3-3	6	1-1	2-2
Wesley Smith	4-1	5	3-1	1-0
Bryce Ramirez	3-2	5	3-1	0-1
Jayden Cofield	2-3	5	1-2	1-1
Amier Boyd-Matthews	4-0	4	3-0	1-0
Romello Height	2-1	3	0-1	2-0
Oliver Miles III	1-2	3	0-1	1-1
David Bailey	1-2	3	0-2	1-0
Amier Washington	1-2	3	1-2	-
Lee Hunter	0-3	3	0-1	0-2
Trent Low	2-0	2	1-0	1-0
Dylan Spencer	2-0	2	-	2-0
E'Maurion Banks	1-1	2	1-0	0-1
Charles Esters III	1-1	2	1-1	DNP
Peyton Morgan	1-1	2	1-1	-
Dontae Balfour	1-1	2	DNP	1-1
Brenden Jordan	0-2	2	0-1	0-1
Brock Golwas	0-2	2	0-1	0-1
Cole Wisniewski	1-0	1	1-0	-
Marquez Stevenson	1-0	1	DNP	1-0
Ashton Hampton	1-0	1	-	1-0
Tarrion Grant	1-0	1	DNP	1-0
Malik Esquerra	1-0	1	1-0	-
Chief Collins	1-0	1	DNP	1-0
Cheta Ofili	1-0	1	-	1-0
Gage Elder	1-0	1	1-0	-
Eddy Smith	1-0	1	-	1-0
Tanner Allen	1-0	1	1-0	-
Braylon Rigsby	1-0	1	1-0	-
Brice Pollock	0-1	1	-	0-1
Kasen Long	0-1	1	0-1	DNP
Charles Anderson Jr.	0-1	1	-	0-1

GAME-BY-GAME INDIVIDUAL STATS | DEFENSE

TACKLES FOR LOSS

Player	UA-A	Total	UAPB	KentSt
Anthony Holmes Jr.	2-1	2.5	-	2.5-2
Skyler Gill-Howard	1-1	1.5	0.5-3	1.0-1
Romello Height	1-1	1.5	0.5-3	1.0-6
David Bailey	1-1	1.5	0.5-3	1.0-7
Jayden Cofield	1-1	1.5	-	1.5-2
AJ McCarty	1-0	1.0	1.0-4	-
Bryce Ramirez	1-0	1.0	1.0-1	-
John Curry	1-0	1.0	1.0-6	-
Charles Esters III	1-0	1.0	1.0-2	DNP
Lee Hunter	0-1	0.5	0.5-2	-

SACKS

Player	UA-A	Total	UAPB	KentSt
Romello Height	1-1	1.5	0.5-3	1-6
David Bailey	1-1	1.5	0.5-3	1-7
Bryce Ramirez	1-0	1	1-1	-
Anthony Holmes Jr.	1-0	1	-	1-1
Skyler Gill-Howard	0-1	0.5	0.5-3	-
Lee Hunter	0-1	0.5	0.5-2	-

Fumbles Forced

Player	Number	UAPB	KentSt
Cole Wisniewski	1	1	-
Jacob Rodriguez	1	-	1

Fumbles Recovered

Player	Number	UAPB	KentSt
Anthony Holmes Jr.	1	-	1

TEXAS TECH GAME HIGHS

Texas Tech - Game Highs

RUSHES	42	Kent St. (09/06/2025)
YARDS RUSHING	294	Ark.-Pine Bluff (08/30/2025)
YARDS PER RUSH	10.1	Ark.-Pine Bluff (08/30/2025)
TD RUSHES	3	Kent St. (09/06/2025)
	3	Ark.-Pine Bluff (08/30/2025)
PASS ATTEMPTS	38	Kent St. (09/06/2025)
PASS COMPLETIONS	27	Kent St. (09/06/2025)
YARDS PASSING	371	Kent St. (09/06/2025)
YARDS PER PASS	9.8	Ark.-Pine Bluff (08/30/2025)
TD PASSES	6	Ark.-Pine Bluff (08/30/2025)
TOTAL PLAYS	80	Kent St. (09/06/2025)
TOTAL OFFENSE	608	Ark.-Pine Bluff (08/30/2025)
YARDS PER PLAY	10.0	Ark.-Pine Bluff (08/30/2025)
POINTS	67	Ark.-Pine Bluff (08/30/2025)
SACKS BY	3	Kent St. (09/06/2025)
	3	Ark.-Pine Bluff (08/30/2025)
FIRST DOWNS	33	Ark.-Pine Bluff (08/30/2025)
PENALTIES	7	Kent St. (09/06/2025)
	7	Ark.-Pine Bluff (08/30/2025)
PENALTY YARDS	60	Kent St. (09/06/2025)
	60	Ark.-Pine Bluff (08/30/2025)
TURNOVERS	1	Kent St. (09/06/2025)
PUNTS	2	Kent St. (09/06/2025)
PUNTING AVG	44.0	Kent St. (09/06/2025)
LONG PUNT	47	Kent St. (09/06/2025)
PUNTS INSIDE 20	2	Kent St. (09/06/2025)
LONG PUNT RETURN	19	Kent St. (09/06/2025)

Texas Tech - Individual Game Highs

RUSHES	16	Adam Hill vs Kent St. (09/06/2025)
YARDS RUSHING	127	Adam Hill vs Kent St. (09/06/2025)
TD RUSHES	2	Cameron Dickey vs Kent St. (09/06/2025)
LONG RUSH	64	Will Hammond vs Ark.-Pine Bluff (08/30/2025)
PASS ATTEMPTS	26	Behren Morton vs Kent St. (09/06/2025)
PASS COMPLETIONS	18	Behren Morton vs Kent St. (09/06/2025)
YARDS PASSING	258	Behren Morton vs Kent St. (09/06/2025)
TD PASSES	4	Behren Morton vs Ark.-Pine Bluff (08/30/2025)
LONG PASS	50	Behren Morton vs Kent St. (09/06/2025)
RECEPTIONS	5	Reggie Virgil vs Kent St. (09/06/2025)
YARDS RECEIVING	59	Coy Eakin vs Kent St. (09/06/2025)
TD RECEPTIONS	2	Reggie Virgil vs Kent St. (09/06/2025)
	2	Terrance Carter vs Ark.-Pine Bluff (08/30/2025)
LONG RECEPTION	50	Terrance Carter vs Kent St. (09/06/2025)
PUNTS	2	Jack Burgess vs Kent St. (09/06/2025)
PUNTING AVG	44.0	Jack Burgess vs Kent St. (09/06/2025)
LONG PUNT	47	Jack Burgess vs Kent St. (09/06/2025)
PUNTS INSIDE 20	2	Jack Burgess vs Kent St. (09/06/2025)
LONG PUNT RETURN	19	Tristian Gentry vs Kent St. (09/06/2025)
LONG KICKOFF RETURN	29	Micah Hudson vs Ark.-Pine Bluff (08/30/2025)
TACKLES	6	Ben Roberts vs Kent St. (09/06/2025)
SACKS	1	Romello Height vs Kent St. (09/06/2025)
	1	Anthony Holmes Jr. vs Kent St. (09/06/2025)
	1	David Bailey vs Kent St. (09/06/2025)
	1	Bryce Ramirez vs Ark.-Pine Bluff (08/30/2025)
TACKLES FOR LOSS	2.5	Anthony Holmes Jr. vs Kent St. (09/06/2025)



OPPONENT GAME HIGHS

Opponent - Game Highs

RUSHES	34	Kent St. (09/06/2025)
YARDS RUSHING	63	Kent St. (09/06/2025)
YARDS PER RUSH	2.0	Ark.-Pine Bluff (08/30/2025)
TD RUSHES	1	Kent St. (09/06/2025)
PASS ATTEMPTS	33	Ark.-Pine Bluff (08/30/2025)
PASS COMPLETIONS	17	Ark.-Pine Bluff (08/30/2025)
YARDS PASSING	165	Kent St. (09/06/2025)
YARDS PER PASS	6.6	Kent St. (09/06/2025)
TD PASSES	1	Kent St. (09/06/2025)
	1	Ark.-Pine Bluff (08/30/2025)
TOTAL PLAYS	59	Kent St. (09/06/2025)
	59	Ark.-Pine Bluff (08/30/2025)
TOTAL OFFENSE	228	Kent St. (09/06/2025)
YARDS PER PLAY	3.9	Kent St. (09/06/2025)
POINTS	14	Kent St. (09/06/2025)
SACKS BY	0	Kent St. (09/06/2025)
	0	Ark.-Pine Bluff (08/30/2025)
FIRST DOWNS	11	Ark.-Pine Bluff (08/30/2025)
PENALTIES	4	Kent St. (09/06/2025)
	4	Ark.-Pine Bluff (08/30/2025)
PENALTY YARDS	36	Kent St. (09/06/2025)
TURNOVERS	2	Kent St. (09/06/2025)
PUNTS	8	Kent St. (09/06/2025)
PUNTING AVG	39.4	Kent St. (09/06/2025)
LONG PUNT	55	Kent St. (09/06/2025)
PUNTS INSIDE 20	2	Kent St. (09/06/2025)
LONG PUNT RETURN	0	Kent St. (09/06/2025)
	0	Ark.-Pine Bluff (08/30/2025)

Opponent - Individual Game Highs

RUSHES	15	Za'Marion Webber vs Ark.-Pine Bluff (08/30/2025)
YARDS RUSHING	43	Za'Marion Webber vs Ark.-Pine Bluff (08/30/2025)
TD RUSHES	1	Dru DeShields vs Kent St. (09/06/2025)
LONG RUSH	14	Marques Hicks vs Kent St. (09/06/2025)
PASS ATTEMPTS	33	Christian Peters vs Ark.-Pine Bluff (08/30/2025)
PASS COMPLETIONS	17	Christian Peters vs Ark.-Pine Bluff (08/30/2025)
YARDS PASSING	122	Christian Peters vs Ark.-Pine Bluff (08/30/2025)
TD PASSES	1	Dru DeShields vs Kent St. (09/06/2025)
	1	Christian Peters vs Ark.-Pine Bluff (08/30/2025)
LONG PASS	38	C.J. Montes vs Kent St. (09/06/2025)
	38	Dru DeShields vs Kent St. (09/06/2025)
RECEPTIONS	5	Bryant Sanchez vs Ark.-Pine Bluff (08/30/2025)
YARDS RECEIVING	49	Ardell Banks vs Kent St. (09/06/2025)
TD RECEPTIONS	1	Cade Wolford vs Kent St. (09/06/2025)
	1	Ellis Stewart vs Ark.-Pine Bluff (08/30/2025)
LONG RECEPTION	38	Gavin Garcia vs Kent St. (09/06/2025)
	38	Ardell Banks vs Kent St. (09/06/2025)
FIELD GOALS	none	
LONG FIELD GOALS	none	
PUNTS	6	Zach Wieder vs Ark.-Pine Bluff (08/30/2025)
PUNTING AVG	43.5	Charlie Durkin vs Kent St. (09/06/2025)
LONG PUNT	55	Charlie Durkin vs Kent St. (09/06/2025)
PUNTS INSIDE 20	2	Charlie Durkin vs Kent St. (09/06/2025)
LONG PUNT RETURN	none	
LONG KICKOFF RETURN	18	Da'Realyst Clark vs Kent St. (09/06/2025)
	18	Kareem Burke vs Ark.-Pine Bluff (08/30/2025)
TACKLES	7	Sayed Abuhamedh vs Kent St. (09/06/2025)
	7	Nylan Brown vs Kent St. (09/06/2025)
	7	Joel Cordoba vs Kent St. (09/06/2025)
SACKS	none	

GAME PARTICIPATION

##	Player	GP-GS	UAPB	KentSt
0	Skyler Gill-Howard	2/2	START	START
0	Quinten Joyner	0/0
1	AJ McCarty	2/0	XXX	XXX
1	Reggie Virgil	2/2	START	START
2	Lee Hunter	2/2	START	START
2	Behren Morton	2/2	START	START
3	Bryce Ramirez	2/0	XXX	XXX
3	Coy Eakin	2/1	XXX	START
4	Maurion Horn	1/1	START	...
4	TJ West	2/0	XXX	XXX
5	Cole Wisniewski	2/2	START	START
5	Caleb Douglas	2/2	START	START
6	John Curry	2/2	START	START
6	Kelby Valsin	2/0	XXX	XXX
7	Terrance Carter	2/2	START	START
7	Brenden Jordan	2/2	START	START
8	E'Maurion Banks	2/0	XXX	XXX
8	Cameron Dickey	2/1	START	XXX
9	Romello Height	2/2	START	START
9	John Carlos Miller II	2/1	START	XXX
10	Jacob Rodriguez	2/2	START	START
10	Lloyd Jones III	0/0
11	Charles Esters III	1/0	XXX	...
11	Tyson Turner	2/0	XXX	XXX
12	Mitch Griffis	2/0	XXX	XXX
12	Marquez Stevenson	1/0	...	XXX
13	Ben Roberts	2/2	START	START
13	Price Morgan	2/0	XXX	XXX
14	Brice Pollock	2/2	START	START
14	Micah Hudson	2/0	XXX	XXX
15	Will Hammond	2/0	XXX	XXX
15	Oliver Miles III	2/0	XXX	XXX
16	Ashton Hampton	2/0	XXX	XXX
16	Holden Phillips	0/0
17	Peyton Morgan	2/0	XXX	XXX
17	Leyton Stone	2/0	XXX	XXX
18	Roy Alexander	2/0	XXX	XXX
18	Terrell Tilmon	1/0	...	XXX
19	Haydon Wiginton	2/0	XXX	XXX
19	Quintaelyn Joyner	0/0
20	Dontae Balfour	1/0	...	XXX
20	J'Koby Williams	2/1	XXX	START
21	Miquel Dingle Jr	1/0	XXX	...
21	Tristian Gentry	2/0	XXX	XXX
22	Marcus Ramon-Edwards	0/0
23	Tarrion Grant	1/0	...	XXX
23	Adam Hill	2/0	XXX	XXX
24	Malik Esquerra	2/0	XXX	XXX
25	Chapman Lewis	0/0
26	Deante Lindsay	0/0
27	Amier Boyd-Matthews	2/1	XXX	START
27	Upton Bellenfant	2/0	XXX	XXX
28	Braylan McDonald	2/0	XXX	XXX
29	Chief Collins	1/0	...	XXX
30	Mikal Harrison-Pilot	2/0	XXX	XXX
31	David Bailey	2/1	START	XXX
32	Cheta Ofili	2/0	XXX	XXX
33	Anthony Holmes Jr.	2/0	XXX	XXX
34	Trent Low	2/0	XXX	XXX
35	Gage Elder	2/0	XXX	XXX

##	Player	GP-GS	UAPB	KentSt
35	Michael Henderson III	2/0	XXX	XXX
36	Justin Horne	0/0
37	Ian Hershey	2/0	XXX	XXX
39	Luke Dillingham	2/0	XXX	XXX
40	Wesley Smith	2/0	XXX	XXX
41	Jack Burgess	2/0	XXX	XXX
43	Chris Lemons	1/0	...	XXX
45	Brock Golwas	2/0	XXX	XXX
47	Rylan Vagana	2/0	XXX	XXX
48	Stone Harrington	2/0	XXX	XXX
50	Eddy Smith	2/0	XXX	XXX
50	Patrick McMath	2/0	XXX	XXX
51	Jayden Cofield	2/0	XXX	XXX
52	Cash Cleveland	0/0
53	Holton Hendrix	0/0
56	Davion Carter	2/2	START	START
57	Hunter Zambrano	2/0	XXX	XXX
58	Tanner Allen	2/0	XXX	XXX
61	Connor Carty	2/0	XXX	XXX
64	Jurrien Loftin	1/0	XXX	...
65	D'Anthis Upshaw	2/0	XXX	XXX
66	Jackson Hildebrand	1/0	XXX	...
68	Ren Brown	0/0
70	Jacob Ponton	2/2	START	START
71	Vinny Sciury	2/0	XXX	XXX
72	Sheridan Wilson	2/2	START	START
73	Danilo Guberinich	1/0	XXX	...
74	Daniel Sill	2/0	XXX	XXX
75	Garin Maley	1/0	XXX	...
76	Will Jados	2/2	START	START
77	Elias Gillen	1/0	XXX	...
78	Ellis Davis	0/0
79	Howard Sampson	2/2	START	START
80	Kai Powell	0/0
83	Jack Esparza	0/0
84	Michael Dever	2/0	XXX	XXX
85	Dylan Spencer	2/0	XXX	XXX
85	Bryson Jones	2/0	XXX	XXX
86	Sean Robinson	1/0	...	XXX
87	Preztynn Harrison	0/0
88	Amier Washington	2/0	XXX	XXX
88	Trey Jackson	2/0	XXX	XXX
89	Jason Llewellyn	2/0	XXX	XXX
90	Ansel Nedore	2/0	XXX	XXX
92	Kasen Long	1/0	XXX	...
93	Dylan Singleton	0/0
94	Braylon Rigsby	2/1	XXX	START
96	Keyshawn Williams	2/0	XXX	XXX
97	Charles Anderson Jr.	2/0	XXX	XXX

MISCELLANEOUS STATISTICS

3rd-Down Conversions

Date	Opponent	Score	Overall		1st Qtr		2nd Qtr		3rd Qtr		4th Qtr		Overtime	
08/30/2025	Ark.-Pine Bluff	W 67-7	5-8	62.5	2-4	50.0	2-3	66.7	0-0	0.0	1-1	100.0	0-0	0.0
09/06/2025	Kent St.	W 62-14	6-13	46.2	2-3	66.7	2-5	40.0	1-3	33.3	1-2	50.0	0-0	0.0
Texas Tech			11-21	52.4	4-7	57.1	4-8	50.0	1-3	33.3	2-3	66.7	0-0	0.0
Opponents			6-28	21.4	1-9	11.1	1-7	14.3	2-6	33.3	2-6	33.3	0-0	0.0

4th-Down Conversions

Date	Opponent	Score	Overall		1st Qtr		2nd Qtr		3rd Qtr		4th Qtr		Overtime	
08/30/2025	Ark.-Pine Bluff	W 67-7	1-1	100.0	1-1	100.0	0-0	0.0	0-0	0.0	0-0	0.0	0-0	0.0
09/06/2025	Kent St.	W 62-14	1-2	50.0	0-0	0.0	1-1	100.0	0-1	0.0	0-0	0.0	0-0	0.0
Texas Tech			2-3	66.7	1-1	100.0	1-1	100.0	0-1	0.0	0-0	0.0	0-0	0.0
Opponents			2-5	40.0	0-1	0.0	0-1	0.0	0-1	0.0	2-2	100.0	0-0	0.0

Time of Possession

Date	Opponent	Score	Overall	1st Qtr	2nd Qtr	3rd Qtr	4th Qtr	Overtime
08/30/2025	Ark.-Pine Bluff	W 67-7	20:22	06:35	07:20	03:19	03:08	00:00
09/06/2025	Kent St.	W 62-14	30:03	06:17	08:14	05:51	09:41	00:00
Texas Tech			Total 50:25	12:52	15:34	09:10	12:49	00:00
			Avg. 25:13	06:26	07:47	04:35	06:25	00:00
Opponents			Total 55:35	16:01	15:33	12:56	11:05	00:00
			Avg. 27:47	08:01	07:47	06:28	05:32	00:00

TEAM COMPARISON

Opponent	Score	First Downs				Rushing Number-Yards	Passing		Total Offense Plays-Yards	Return Yards	Turn- Overs
		Total	Rush	Pass	Pen		Comp-Att.-Int	Yards			
Ark.-Pine Bluff	67-7	33 / 11	13 / 3	18 / 6	2 / 2	29-294 / 26-53	25-32-0 / 17-33-1	314 / 122	61-608 / 59-175	59 / 18	0 / 1
Kent St.	62-14	27 / 10	13 / 4	13 / 6	1 / 0	42-230 / 34-63	27-38-0 / 11-25-1	371 / 165	80-601 / 59-228	101 / 46	1 / 2
Totals	129-21	60 / 21	26 / 7	31 / 12	3 / 2	71-524 / 60-116	52-70-0 / 28-58-2	685 / 287	141-1209 / 118-403	160 / 64	1 / 3

Opponents	3rd Down Conversion	4th Down Conversion	Time of Possession	TOP Margin	Avg Yds/Rush	Avg Yds/Pass	Avg Yds/Play	Punting Number-Avg	Penalties Number-Yards	Sacks
Ark.-Pine Bluff	5-8 / 4-14	1-1 / 1-2	20:22 / 25:38	-05:16	10.1 / 2.0	9.8 / 3.7	10.0 / 3.0	0-0.0 / 7-26.9	7-60.0 / 4-31.0	3 / 0
Kent St.	6-13 / 2-14	1-2 / 1-3	30:03 / 29:57	00:06	5.5 / 1.9	9.8 / 6.6	7.5 / 3.9	2-44.0 / 8-39.4	7-60.0 / 4-36.0	3 / 0
Totals	11-21 / 6-28	2-3 / 2-5	50:25 / 55:35	-05:10	7.4 / 1.9	9.8 / 4.9	8.6 / 3.4	2-44.0 / 15-33.5	14-120.0 / 8-67.0	6 / 0

Note: Game totals are displayed in the format TEAM/OPPONENT for each category

MISCELLANEOUS STATS

GAME QUICK FACTS

OPPONENT	DURATION	TV	KO WEATHER	KO TIME (local)	ATTND.	COIN TOSS	KICK/RECEIVE	1ST TECH POSS.	1ST OPP. POSS.	HALF	FINAL
Ark-Pine Bluff	4:43*	ESPN+	83° cloudy	6:32 p.m. (CDT)	60,229	Won	Kick	Touchdown	Punt	TTU 47, UAPB 0	TTU 67, UAPB 0
Kent State	3:20	TNT	58° cloudy	11:02 a.m. (CDT)	60,229	Lost	Receive	Touchdown	TO on Downs	TTU 48, Kent 0	TTU 62, Kent 14
Oregon State	-	FOX	-	-	-	-	-	-	-	-	-
at Utah	-	-	-	-	-	-	-	-	-	-	-
at Houston	-	-	-	-	-	-	-	-	-	-	-
Kansas	-	-	-	-	-	-	-	-	-	-	-
at Arizona State	-	-	-	-	-	-	-	-	-	-	-
Oklahoma State	-	-	-	-	-	-	-	-	-	-	-
at Kansas State	-	-	-	-	-	-	-	-	-	-	-
BYU	-	-	-	-	-	-	-	-	-	-	-
UCF	-	-	-	-	-	-	-	-	-	-	-
at West Virginia	-	-	-	-	-	-	-	-	-	-	-

* includes 1:28 weather delay

TURNOVER CHART

Opponent	Forced by Texas Tech					Forced by Opponent				
	Fum	Int	Tot	Pts Off	Margin	Fum	Int	Tot	Pts Off	
UAPB	0	1	1	6	+1	0	0	0	0	
Kent State	1	1	2	10	+1	1	0	1	7	
Oregon State	-	-	-	-		-	-	-	-	
at Utah	-	-	-	-		-	-	-	-	
at Houston	-	-	-	-		-	-	-	-	
Kansas	-	-	-	-		-	-	-	-	
at Arizona State	-	-	-	-		-	-	-	-	
Oklahoma State	-	-	-	-		-	-	-	-	
at Kansas State	-	-	-	-		-	-	-	-	
BYU	-	-	-	-		-	-	-	-	
UCF	-	-	-	-		-	-	-	-	
at West Virginia	-	-	-	-		-	-	-	-	
Totals	1	2	3	16	+2	1	0	1	7	

REDZONE CHART

Opponent	Texas Tech			Opponents		
	Scores-Chances (%)	TD (R/P)	FG	Scores-Chances (%)	TD (R/P)	FG
UAPB	8-of-8 (100.0)	6 (2/4)	2	1-of-1 (100.0)	1 (0/1)	0
Kent State	6-of-7 (85.7)	4 (3/1)	2	2-of-2 (100.0)	2 (1/1)	0
Oregon State	-of- (-)	- (-/-)	-	-of- (-)	- (-/-)	-
at Utah	-of- (-)	- (-/-)	-	-of- (-)	- (-/-)	-
at Houston	-of- (-)	- (-/-)	-	-of- (-)	- (-/-)	-
Kansas	-of- (-)	- (-/-)	-	-of- (-)	- (-/-)	-
at Arizona State	-of- (-)	- (-/-)	-	-of- (-)	- (-/-)	-
Oklahoma State	-of- (-)	- (-/-)	-	-of- (-)	- (-/-)	-
at Kansas State	-of- (-)	- (-/-)	-	-of- (-)	- (-/-)	-
BYU	-of- (-)	- (-/-)	-	-of- (-)	- (-/-)	-
UCF	-of- (-)	- (-/-)	-	-of- (-)	- (-/-)	-
at West Virginia	-of- (-)	- (-/-)	-	-of- (-)	- (-/-)	-
Totals	14-of-15 (93.3)	10 (5/5)	4	3-of-3 (100.0)	3 (1/2)	0

SPECIAL TEAMS TACKLES

Player	Total	KO	Punt
#3 Bryce Ramirez, LB	1	1	0
#29 Chief Collins, S	1	1	0
#40 Wesley Smith, LB	1	1	0
#34 Trent Low, LB	1	1	0
TOTALS	4	4	0

THREE-AND-OUTS

OPPONENT	TEXAS TECH	OPPONENTS
	3-&-Outs/Drives	3-&-Outs/Drives
Ark-Pine Bluff	0/12	4/12
Kent State	1/14	7/15
Oregon State	-/-	-/-
at Utah	-/-	-/-
at Houston	-/-	-/-
Kansas	-/-	-/-
at Arizona State	-/-	-/-
Oklahoma State	-/-	-/-
at Kansas State	-/-	-/-
BYU	-/-	-/-
UCF	-/-	-/-
at West Virginia	-/-	-/-
TOTALS	1/26	11/27



GAME-BY-GAME SPECIALIST STATS

FIELD GOALS

SCORING	FG	PAT	Points
#48 Harrington	2-2	8-8	14
#27 Bellenfant	2-2	6-7	12
#37 Hershey	0-0	1-1	1

FIELD GOALS	FGM-FGA	Pct.	01-19	20-29	30-39	40-49	50-59	60+	Lg	Blk
#27 Bellenfant	2-2	100.0	0-0	2-2	0-0	0-0	0-0	0-0	29	0
#48 Harrington	2-2	100.0	0-0	0-0	1-1	1-1	0-0	0-0	47	0
#37 Hershey	0-0	--	0-0	0-0	0-0	0-0	0-0	0-0	-	0
Totals	4-4	100.0	0-0	2-2	1-1	1-1	0-0	0-0	47	0

Team Leader/Harrington	(Made), Missed, Blocked
UAPB	(31)
Kent State	(47)
Oregon State	
at Utah	
at Houston	
Kansas	
at Arizona State	
Oklahoma State	
at Kansas State	
BYU	
UCF	
at West Virginia	

KICKOFFS

KICKOFFS	No.	Yds	Avg.	TB	OB	RETN	NET	YD-LN
#48 Harrington	19	1222	64.3	13	1	--	--	--
#37 Hershey	2	126	63.0	1	0	--	--	--
#27 Bellenfant	2	130	65.0	1	0	--	--	--
Totals	23	1478	64.3	15	1	3	40.6	24

Team Leader/Harrington	Touchbacks/Kickoffs
UAPB	8-of-9
Kent State	5-of-10
Oregon State	
at Utah	
at Houston	
Kansas	
at Arizona State	
Oklahoma State	
at Kansas State	
BYU	
UCF	
at West Virginia	

PUNTING

PUNTING	Number-Avg./i20/50+
#41 Burgess	zero team punt attempts
UAPB	2-44.0 / 2 / 0
Kent State	
Oregon State	
at Utah	
at Houston	
Kansas	
at Arizona State	
Oklahoma State	
at Kansas State	
BYU	
UCF	
at West Virginia	
Totals	2-44.0 / 2 / 0

#41-JACK BURGESS

# - opponent (Qtr.)	Down	Situation	Yards	Action (yds)	i20	i10	Note
1 - Kent State (1Q)	4-4	TTU39	47	FC	yes	no	fair catch at KSU-14 (holding moved ball to KSU-07)
2 - Kent State (3Q)	4-5	TTU42	41	FC	yes	no	fair catch at KSU-17
TOTALS			0 (50+)		2 (i20)	0 (i10)	

PUNTING	2 attempts
50+ yard punts	0
Inside the 20-yard line	2
Inside the 10-yard line	0
Fair Caught	2
Touchbacks	0
Downed	0
Out of Bounds	0
Not Returned	2
Returned	0
Total Return Yards	0 returns for 0 yards (0.0 per return)

EXPLOSIVE PLAYS BREAKDOWN

TEXAS TECH LONGEST PLAYS

Play Type	Yardage	Play (Opponent)
Rushing	64	Hammond 64-yd run (UAPB)
Rushing Touchdown	64	Hammond TD 64-yd run (UAPB)
Passing	50	Morton 50-yd pass to Carter (Kent State)
Passing Touchdown	42	Morton 42-yd TD pass to Eakin (Kent State)
Punt Return	19	Gentry 19-yd punt return (Kent State)
Kick Return	29	Hudson 29-yd kick return (UAPB)
Punt	-	-
Field Goal	47	Harrington 47-yd field goal (Kent State)

TEXAS TECH PLAYS - 20-PLUS YARDS

Yards (TD*)	Type	Player(s)	Opponent
64*	Run	Will Hammond	UAPB
41*	Pass	Coy Eakin (Morton)	UAPB
24	Run	Adam Hill	UAPB
21*	Pass	Terrance Carter Jr. (Morton)	UAPB
21	Pass	Reggie Virgil (Morton)	UAPB
20	Run	J'Koby Williams	UAPB
20	Run	Cameron Dickey	UAPB
35*	Pass	Reggie Virgil (Morton)	Kent State
30	Pass	J'Koby Williams (Morton)	Kent State
42*	Pass	Coy Eakin (Morton)	Kent State
29	Pass	Caleb Douglas (Morton)	Kent State
50	Pass	Terrance Carter (Morton)	Kent State
38*	Pass	Bryson Jones (Hammond)	Kent State
20	Run	J'Koby Williams	Kent State
36	Run	Adam Hill	Kent State
24	Run	Adam Hill	Kent State

Special Teams Explosive Plays

Yards	Type	Player(s)	Opponent

Defensive Explosive Plays

Yards	Type	Player(s)	Opponent
55*	INT	Skyler Gill-Howard 55-yd interception return	Kent State

20+ Yard Plays (Rush, Pass, Interception, Punt Return)

40+ Yard Plays (Kick Returns)

* Touchdown scored on play

TEXAS TECH vs. OPPONENT LONGEST PLAYS

	Texas Tech Long Plays				Opponent Long Plays			
	Rush	Pass	Total	ST	Rush	Pass	Total	ST
Ark-Pine Bluff	4	3	7	0	0	2	2	0
Kent State	3	6	9	0	0	3	3	0
Oregon State	-	-	-	-	-	-	-	-
at Utah	-	-	-	-	-	-	-	-
at Houston	-	-	-	-	-	-	-	-
Kansas	-	-	-	-	-	-	-	-
at Arizona State	-	-	-	-	-	-	-	-
Oklahoma State	-	-	-	-	-	-	-	-
at Kansas State	-	-	-	-	-	-	-	-
BYU	-	-	-	-	-	-	-	-
UCF	-	-	-	-	-	-	-	-
at West Virginia	-	-	-	-	-	-	-	-
Totals	7	9	16	0	0	5	5	0

OPPONENT LONGEST PLAYS

Play Type	Yardage	Play (Opponent)
Rushing	14	Hicks 14-yd run (Kent State)
Rushing Touchdown	10	Deshields 10-yd TD run (Kent State)
Passing	38 (2x)	Montes 38-yd pass/Deshields 38-yd pass (Kent State)
Passing Touchdown	16	Deshields 16-yd pass to Wolford (Kent State)
Punt Return	-	-
Kick Return	18 (2x)	Burke 18-yd kick ret. (UAPB)/Clark 18-yd kick ret. (Kent St)
Punt	55	Durkin 55-yd punt (Kent State)
Field Goal	-	-

OPPONENT PLAYS - 20-PLUS YARDS

Yards (TD*)	Type	Player(s)	Opponent
38	Pass	Gavin Garcia (Montes)	Kent State
38	Pass	Ardell Banks (Deshields)	Kent State
27	Pass	Wayne Harris (Deshields)	Kent State
24	Pass	Bryant Sanchez (Peters)	UAPB
21	Pass	Ellis Stewart (Peters)	UAPB

Special Teams Explosive Plays

Yards	Type	Player(s)	Opponent

Defensive Explosive Plays

Yards	Type	Player(s)	Opponent

20+ Yard Plays (Rush, Pass, Interception, Punt Return)

40+ Yard Plays (Kick Returns)

* Touchdown scored on play

TEXAS TECH LONGEST PLAYS BY PLAYER

Player	Total	(TDs)	Rush	Rec.	KR	PR	IR	FR
Adam Hill	3	(-)	3	-	-	-	-	-
J'Koby Williams	3	(-)	2	1	-	-	-	-
Terrance Carter Jr.	2	(1)	-	2	-	-	-	-
Coy Eakin	2	(2)	-	2	-	-	-	-
Reggie Virgil	2	(1)	-	2	-	-	-	-
Cameron Dickey	1	(-)	1	-	-	-	-	-
Will Hammond	1	(1)	1	-	-	-	-	-
Caleb Douglas	1	(-)	-	1	-	-	-	-
Bryson Jones	1	(1)	-	1	-	-	-	-
TOTAL	16	(6)	7	9	0	0	0	0

TEXAS TECH LONGEST PLAYS BY YARDS

Player	20+	30+	40+	50+	60+	70+	80+	90+
Adam Hill	3	1	-	-	-	-	-	-
J'Koby Williams	3	1	-	-	-	-	-	-
Terrance Carter Jr.	2	1	1	1	-	-	-	-
Coy Eakin	2	2	2	-	-	-	-	-
Reggie Virgil	2	1	-	-	-	-	-	-
Cameron Dickey	1	-	-	-	-	-	-	-
Will Hammond	1	1	1	1	1	-	-	-
Caleb Douglas	1	-	-	-	-	-	-	-
Bryson Jones	1	1	-	-	-	-	-	-
TOTAL	16	8	4	2	1	-	-	-



SCORING DRIVE BREAKDOWN

TEXAS TECH SCORING DRIVES

VS. ARKANSAS-PINE BLUFF					
QTR	Clock	Player(s)	Play	Pls-Yds	Time
1st	11:44	TD	Virgil/Morton	9 pass	4-39 1:07
1st	10:12	TD	Carter/Morton	21 pass	1-21 0:07
1st	4:47	FG	Bellenfant	29 FG	8-61 3:07
1st	2:15	TD	Carter/Morton	9 pass	6-28 2:14
2nd	13:58	TD	Eakin/Morton	41 pass	5-70 1:08
2nd	8:56	TD	Williams	5 run	8-80 3:06
2nd	4:49	FG	Harrington	31 FG	7-43 2:12
2nd	1:21	TD	Dickey	2 run	4-51 0:54
3rd	6:28	TD	Hammond	64 run	5-80 1:23
3rd	3:00	TD	Stone/Hammond	9 pass	5-68 1:47
4th	3:20	TD	Jones/Griffis	13 pass	7-85 2:41
VS. KENT STATE					
QTR	Clock	Player(s)	Play	Pls-Yds	Time
1st	11:43	TD	Virgil/Morton	35 pass	8-78 3:07
1st	9:57	TD	Dickey	2 run	3-13 1:00
1st	6:31	TD	Eakin/Morton	42 pass	4-76 0:58
2nd	14:19	FG	Bellanfant	23 FG	8-32 1:42
2nd	10:24	TD	Dickey	1 run	7-46 2:51
2nd	8:35	TD	Gill-Howard	55 INT	-- 1:47
2nd	1:48	FG	Harrington	47 FG	9-16 3:10
2nd	0:12	TD	Virgil/Morton	3 pass	4-60 0:31
3rd	5:06	TD	Jones/Hammon	38 pass	4-57 1:16
4th	6:49	TD	Hammond	13 run	8-75 3:31

OPPONENT SCORING DRIVES

VS. ARKANSAS-PINE BLUFF					
QTR	Clock	Player(s)	Play	Pls-Yds	Time
4th	3:20	TD	Stewart/Peters	7 pass	7-85 2:41
VS. KENT STATE					
QTR	Clock	Player(s)	Play	Pls-Yds	Time
4th	12:11	TD	DeShields	10 run	7-83 3:43
4th	10:20	TD	Wolford/DeShields	16 pass	3-31 1:27

DRIVE ANALYSIS

YARDAGE	TEXAS TECH		OPPONENTS	
	TD	FG	TD	FG
Negative	-	-	-	-
0-9	-	-	-	-
10-19	1	1	-	-
20-29	2	-	-	-
30-39	1	1	1	-
40-49	1	1	-	-
50-59	2	-	-	-
60-69	2	1	-	-
70-79	4	-	-	-
80-89	3	-	2	-
90-99	-	-	-	-
TOTALS	16	4	3	0

GAME-OPENING DRIVES

OPPONENT	TEXAS TECH		OPPONENTS	
	PTS	PLAYS-YDS	PTS	PLAYS-YDS
UAPB	7	4-39	0	5-5
Kent State	7	8-78	0	4--13
Oregon State	--	--	--	--
at Utah	--	--	--	--
at Houston	--	--	--	--
Kansas	--	--	--	--
at Arizona State	--	--	--	--
Oklahoma State	--	--	--	--
at Kansas State	--	--	--	--
BYU	--	--	--	--
UCF	--	--	--	--
at West Virginia	--	--	--	--

2ND HALF-OPENING DRIVES

OPPONENT	TEXAS TECH		OPPONENTS	
	PTS	PLAYS-YDS	PTS	PLAYS-YDS
UAPB	7	5-80	0	3-8
Kent State	0	6-54	0	5-28
Oregon State	--	--	--	--
at Utah	--	--	--	--
at Houston	--	--	--	--
Kansas	--	--	--	--
at Arizona State	--	--	--	--
Oklahoma State	--	--	--	--
at Kansas State	--	--	--	--
BYU	--	--	--	--
UCF	--	--	--	--
at West Virginia	--	--	--	--

GAME-BY-GAME LEADERS

OPPONENT	PASSING YARDS	RUSHES	RUSH YARDS	RECEPTIONS	RECEIVING YARDS	TACKLES	TACKLES FOR LOSS	SACKS
Ark-Pine Bluff	201 (Morton)	13 (Dickey)	90 (Dickey)	4 (Virgil)	56 (Virgil)	4 (3 players)	1.0 (4 players)	1.0 (Ramirez)
Kent State	258 (Morton)	16 (Hill)	127 (Hill)	5 (Virgil)	59 (Eakin)	6 (Roberts)	2.5 (Holmes Jr)	1.0 (3 players)
Oregon State	--	--	--	--	--	--	--	--
at Utah	--	--	--	--	--	--	--	--
at Houston	--	--	--	--	--	--	--	--
Kansas	--	--	--	--	--	--	--	--
at Arizona State	--	--	--	--	--	--	--	--
Oklahoma State	--	--	--	--	--	--	--	--
at Kansas State	--	--	--	--	--	--	--	--
BYU	--	--	--	--	--	--	--	--
UCF	--	--	--	--	--	--	--	--
at West Virginia	--	--	--	--	--	--	--	--

TEAM OFFENSE GAME-BY-GAME COMPARISON

FIRST DOWNS

TEXAS TECH FIRST DOWNS						
Opponent	1Q	2Q	3Q	4Q	OT	Total
UAPB	10	12	6	5	-	33
Kent State	8	6	4	9	-	-
Oregon State	-	-	-	-	-	-
at Utah	-	-	-	-	-	-
at Houston	-	-	-	-	-	-
Kansas	-	-	-	-	-	-
at Arizona State	-	-	-	-	-	-
Oklahoma State	-	-	-	-	-	-
at Kansas State	-	-	-	-	-	-
BYU	-	-	-	-	-	-
UCF	-	-	-	-	-	-
at West Virginia	-	-	-	-	-	-

YARDAGE by QUARTER

TEXAS TECH PLAYS/YARDAGE GAINED BY QTR					
Opponent	1Q	2Q	3Q	4Q	OT
UAPB	169	223	148	68	-
Kent State	169	157	124	151	--
Oregon State	-	-	-	-	-
at Utah	-	-	-	-	-
at Houston	-	-	-	-	-
Kansas	-	-	-	-	-
at Arizona St.	-	-	-	-	-
Okla. St.	-	-	-	-	-
at Kansas St.	-	-	-	-	-
BYU	-	-	-	-	-
UCF	-	-	-	-	-
at W Virginia	-	-	-	-	-

CUMULATIVE YARDS by QTR.

TEXAS TECH PLAYS/CUMULATIVE YARDAGE GAINED BY QTR					
Opponent	1Q	2Q	3Q	4Q	OT
UAPB	19/169	41/392	51/540	59/608	-
Kent State	21/169	44/326	59/450	80/601	--
Oregon State	-	-	-	-	-
at Utah	-	-	-	-	-
at Houston	-	-	-	-	-
Kansas	-	-	-	-	-
at Arizona St.	-	-	-	-	-
Okla. St.	-	-	-	-	-
at Kansas St.	-	-	-	-	-
BYU	-	-	-	-	-
UCF	-	-	-	-	-
at W Virginia	-	-	-	-	-

OPPONENT FIRST DOWNS

TEXAS TECH FIRST DOWNS						
Opponent	1Q	2Q	3Q	4Q	OT	Total
UAPB	3	2	3	5	-	11
Kent State	0	2	4	4	-	-
Oregon State	-	-	-	-	-	-
at Utah	-	-	-	-	-	-
at Houston	-	-	-	-	-	-
Kansas	-	-	-	-	-	-
at Arizona State	-	-	-	-	-	-
Oklahoma State	-	-	-	-	-	-
at Kansas State	-	-	-	-	-	-
BYU	-	-	-	-	-	-
UCF	-	-	-	-	-	-
at West Virginia	-	-	-	-	-	-

OPPONENT YARDAGE by QTR.

TEXAS TECH PLAYS/YARDAGE GAINED BY QTR					
Opponent	1Q	2Q	3Q	4Q	OT
UAPB	31	21	68	55	-
Kent State	-8	60	103	74	--
Oregon State	-	-	-	-	-
at Utah	-	-	-	-	-
at Houston	-	-	-	-	-
Kansas	-	-	-	-	-
at Arizona St.	-	-	-	-	-
Okla. St.	-	-	-	-	-
at Kansas St.	-	-	-	-	-
BYU	-	-	-	-	-
UCF	-	-	-	-	-
at W Virginia	-	-	-	-	-

OPP. CUMULATIVE YARDS by QTR.

TEXAS TECH PLAYS/CUMULATIVE YARDAGE GAINED BY QTR					
Opponent	1Q	2Q	3Q	4Q	OT
UAPB	19/31	35/52	45/120	59/175	-
Kent State	13/-8	30/52	47/155	59/229	--
Oregon State	-	-	-	-	-
at Utah	-	-	-	-	-
at Houston	-	-	-	-	-
Kansas	-	-	-	-	-
at Arizona St.	-	-	-	-	-
Okla. St.	-	-	-	-	-
at Kansas St.	-	-	-	-	-
BYU	-	-	-	-	-
UCF	-	-	-	-	-
at W Virginia	-	-	-	-	-

THE LAST TIME...

TEXAS TECH ...

Defeated a ranked opponent at home	
vs. #22 Texas (2022)	
Defeated a ranked opponent on the road	
at #10 Iowa State (2024)	
Won a game scoring 14 points or less	
at Iowa State, 14-10 (2022)	
Scored 70+ points	Scored 60+ points
77, vs. Lamar (2018)	62, vs. Kent State (2025)
Scored 60+ points in consecutive games	
67, vs. UAPB (8/30), 62 vs. Kent State (9/6/2025)	
Won by 50+ points	
60 pt. win, defeated Arkansas-Pine Bluff, 67-7 (2025)	
Shutout Opponent	
vs. Lamar, 77-0 (2018)	
Shutout Opponent in first half / Shutout Big 12 Opp. in 1H	
vs. Kent State (2025) / at #16 Kansas (2023)	
Shutout Opponent in second half	
vs. Houston (2023)	
Was Shutout by an Opponent	
vs. Oklahoma State (2021)	
Was Shutout by an Opponent in first half	
vs. Oklahoma State (2021)	
Was Shutout by an Opponent in second half	
at #7 Texas (2023)	
Ran 100 or plays	
103, vs. West Virginia (2022)	
Rushed for over 400 yards	
453, vs. Louisiana-Lafayette (1997)	
Passed for over 700 yards	
734, vs. #16 Oklahoma (2016)	
Passed for over 600 yards	
605, vs. Houston (2018)	
Passed for 7+ TDs	
8, vs. Kansas (2016)	
Passed for 6+ TDs	
6, vs. Arkansas-Pine Bluff (2025)	
Passed for 5+ TDs	
6, vs. Arkansas-Pine Bluff (2025)	
Had over 700 yards in total offense	
704, vs. Houston (2018)	
Had over 600 yards in total offense	
601, vs. Kent State (2025)	
Had over 400 yards in the first half	
415, vs. North Texas (2024)	
Recorded a safety	
vs. Arkansas (2024) - Issac Smith sack (loss of 2 yds)	
Scored 2-point conversion	
vs. West Virginia (2024) - Jalin Conyers rush	
Forced 6 turnovers	
7, vs. Nebraska (2004)	
Forced 5 turnovers	
5, vs. Ole Miss (2022)	
Forced 0 turnovers	
0, vs. Colorado (2024)	
Returned two Interceptions for touchdowns	
vs. Oklahoma State (2000)	
Intercepted at least 4 passes	
4, vs. Houston (2021)	
Had zero TFLs in a game	
0, vs. Baylor (2024)	
Had zero Punts in a game	
0, vs. Arkansas-Pine Bluff (2025)	
Blocked two punts in a game	
vs. Kent State (2025)	

A TEXAS TECH INDIVIDUAL ...

Rushed for over 200 yards	
DeAndre Washington, 248 yards, vs. Kansas St. (2015)	
Had a run of 70+ yards	
Xavier White, 70 yds, at #23 Oklahoma State (2020)	
Had a run of 80+ yards	
Justin Stockton, 84 yds, at Houston (2017)	
Rushed for 5+ TDs	
James Gray, 5, vs. Rice (1989)	
Rushed for 4+ TDs	
Ta'Zawn Henry, 4, vs. Houston (2018)	
Two players rushed for 100 yards	
Cam/Ron Valdez (111 yards), Tahj Brooks (102 yards), vs. Houston (2023)	
A quarterback rushed for 100 yards	
Tyler Shough, 101 yards, vs. #13 Oregon (2023)	
Three quarterbacks had at least 1 passing Touchdown	
Morton, Hammond, Griffis vs. Ark.-Pine Bluff (2025)	
Three 100-yard receivers	
Grant (155), Marquez (130), Washington (107), vs. #5 Baylor (2014)	
Six players caught a TD	
Giles (2), Coutee (2), Batson (1), Lauderdale (1), Willies (1), Cantrell (1), vs. Kansas (2016)	
Passed for 400-499 yards	
Behren Morton, 401, at Oklahoma State (2024)	
Passed for 500-699 yards	
Alan Bowman, 605, vs. Houston (2018)	
Passed for 700+ yards	
Patrick Mahomes II, 734, vs. #16 Oklahoma (2016)	
Passed for 5 TDs	
Behren Morton, 5, vs. Abilene Christian (2024)	
Passed for 6 TDs	
Nic Shimonek, 6, vs. Arizona State (2017)	
Passed for 7 TDs	
Seth Doege, 7, at #21 TCU (2012)	
Passed for 8 TDs	
B.J. Symons, 8, vs. Texas A&M (2003)	
Wide receiver threw a TD pass	
Coy Eakin, 20 yds to Johncarlos Miller II at Washington State (2024)	
Tight End threw a TD pass	
Jalin Conyers, 20 yds to Caleb Douglas vs. Baylor (2024)	
Had 60-69 pass attempts	
Behren Morton, 62, at #7 Oklahoma State (2022)	
Had 70+ pass attempts	
Patrick Mahomes II, 88, vs. #16 Oklahoma (2016)	
Had 50+ pass completions	
Patrick Mahomes II, 52, vs. #16 Oklahoma (2016)	
Had 10+ receptions	
Josh Kelly, 10, vs. Arizona State (2024)	
Had 15+ receptions	
Jace Amaro, 15, vs. #12 Oklahoma State (2013)	
Had a reception of 80+ yards	
Dalton Rigdon, 81 yards, at West Virginia (2019)	
Had a reception of 90+ yards	
Jakeem Grant, 90 yards, vs. #12 Oklahoma State (2015)	
Had over 200 yards receiving	
Antoine Wesley, 261, vs. Houston (2018)	
Had 4 TD receptions	
Derek Dorris, 4, at Kansas (2000)	
Had 3 TD receptions	
Caleb Douglas, 3, vs. Baylor (2024)	
Tight end caught 2 TDs	
Jalin Conyers, vs. Colorado (11/9/2024)	
Had 100-yard rusher & 100-yard receiver	
vs. Arkansas (2024)	
J'Koby Williams (123 RUSH), Caleb Douglas (115 REC)	
Had 300-yd passer, 100-yd rusher & 100-yd receiver	
vs. West Virginia (2024)	
Behren Morton (359 PASS), Tahj Brooks (188 RUSH)	
Josh Kelly (150 REC)	

A TEXAS TECH INDIVIDUAL ...

Recorded a 20+ tackle game	
Lawrence Flugence, 23, at #12 Ohio State (2002)	
Recorded a 15+ tackle game	
Jacob Rodriguez, 17, vs. Colorado (2024)	
Recorded 5.0 TFLs	
Dorian Pitts, 5, vs. Oklahoma State (2000)	
Recorded 4.0 Sacks	
Jordyn Brooks, 4.0, vs. #21 Oklahoma State (2019)	
Recorded 5 pass breakups	
Rayshad Williams, 5, at #7 Oklahoma State (2022)	
Forced 2 fumbles, game	
Steve Linton, 2, at Baylor (2023)	
Returned a fumble for a touchdown	
at Oklahoma State (2024), Jacob Rodriguez, 0 yards	
Intercepted 3 passes, game	
Darcel McBeth, 3, at #19 Kansas (2008)	
Intercepted 2 passes, game	
Dadrión Taylor-Demerson, 2, vs. TCU (2023)	
Intercepted passes in back-to-back games	
Chapman Lewis, at WSU (1), vs. UNT (1) (2024)	
Intercepted pass by a Defensive Linemen	
Skyler Gill-Howard, vs. Kent State (2025)	
Returned an Interception for a touchdown	
Skyler Gill-Howard, vs. Kent State (2025), 55 yds	
Kicked 4 field goals	
Jonathan Garibay, 4-for-4, vs. Baylor (2020)	
Kicked 50+ FG	
Gino Garcia, 53 yds, vs. Colorado (2024)	
Kicked 55+ FG	
Gino Garcia, 55 yds, vs. TCU (2023)	
Kicked 60+ FG	
Jonathan Garibay, 62 yds (<i>record</i>) vs. Iowa State (2021)	
Kicked 80+ punt	
Austin McNamara, 87 yards, vs. West Virginia (2020)	
Kicked 70-79 punt	
Austin McNamara, 70 yards, vs. Oklahoma State (2021)	
Returned a kick off for a TD	
Drae McCray, 100 yds, vs. Houston (2023)	
Returned punt for TD	
Eric Morris (86 yds), at Nevada (2008)	
Scored Defensive 2-point conversion	
Ben Kirkpatrick, 84 yds, vs. #15 Oklahoma (1992)	
Blocked a PAT	
Trevon McAlpine, at Oklahoma State (2024)	
Blocked a FG in a game	
Myles Cole, at Iowa State (2022)	
Blocked FG return for TD	
Eli Howard (block)/Zech McPhearson (return), 90 yds, at #24 Iowa State (2020)	
Faked a FG for a TD	
Holder Jack Burgess pitch to kicker Reese Burkhardt, 4-yd rush, at TCU (2024)	
Blocked a punt	
Mikal Harrison-Pilot vs. Arkansas-Pine Bluff (2025)	
Returned/Recovered a blocked punt for TD	
Loic Fouonji (7 yards) vs. Houston (2023)	
Recovered a successful onsides kick	
Coy Eakin (kicked by Reese Burkhardt) at Washington State (2024)	

MEDIA INFORMATION

COVERING THE TEXAS TECH RED RAIDERS

8 MONDAY MEDIA LUNCHEON 11:30 a.m. JOEY MCGUIRE PRESS CONFERENCE (+OC/DC) 12:30 p.m.	9 TUESDAY KENNY PERRY/PLAYERS MEDIA AVAILABILITY 12:00 p.m.	10 WEDNESDAY NO AVAILABILITY	11 THURSDAY NO AVAILABILITY	12 FRIDAY NO AVAILABILITY	13 SATURDAY OREGON STATE AT TEXAS TECH 2:30 p.m. CT Jones AT&T Stadium	14 SUNDAY NO AVAILABILITY
--	---	--	---	---	---	---



MATT DOWDY
 Assistant A.D.
 806-928-5190
 matthew.dowdy@ttu.edu



MATT BURKHOLDER
 Director
 559-862-3771
 matt.burkholder@ttu.edu



CHRIS DUARTE
 Associate Director
 954-937-3254
 chris.duarte@ttu.edu

TEXAS TECH ATHLETICS COMMUNICATIONS
 East Stadium Building, Jones AT&T Stadium (Third Floor)
 Office: (806) 742-2770 • Fax: (806) 742-1970
 2508 6th Street • Lubbock, TX 79409
www.TexasTech.com/Media



TEXAS TECH SPORTS NETWORK

The Texas Tech Sports Network from Learfield Sports will carry all the exciting action of Red Raider Football beginning with the season opener versus Arkansas-Pine Bluff and all the way through the bowl season. Brian Jensen (play-by-play) and John Harris (color analyst) return to the broadcast booth and will be joined on the sidelines by Chris Level (sidelines).

Fans outside the coverage area will once again be able to listen to Red Raider games live on the Internet through TexasTech+. By logging onto www.TexasTech.com, live play-by-play of Texas Tech Football is just a click away. The games also are carried on Sirius/XM Satellite Radio (channel varies).

All games will also be available on the Varsity Network App, available for download in your iTunes or Android store.

CREDENTIAL REQUESTS

Please direct all credential requests to the online credential portal located at www.sportssystem.com/TexasTech. Confirmation of your request will be made upon review by Matt Dowdy. Credentials are limited to members of the working media who are assigned to cover Texas Tech Football. Credentials must be requested online by 5 p.m. Tuesday each week. All requests will be held for pickup until 5 p.m. Friday at the Athletics Communications office (third floor of Whitacre Athletic Center, East Stadium Building). Credentials not picked up by 5 p.m. Friday will be available at Media Will Call located on the northwest side of Jones AT&T Stadium.

WEEKLY MEDIA LUNCHEON

During the season, Texas Tech head coach Joey McGuire will host a weekly media luncheon inside the South End Zone, on the field club level. The event will be held each Monday during the regular season, excluding the bye week. McGuire will be joined each week by defensive coordinator Tim DeRuyter and offensive coordinator Zach Kittley. Lunch will be served at 11:30 a.m. each Monday followed by a 12:30 p.m. press conference.

WEEKLY AVAILABILITY SCHEDULE

In addition to the Monday press conference, select student-athletes will be available prior to practices each Tuesday inside the Sports Performance Center. Associate Coach Kenny Perry will speak first each Tuesday, followed by select players. All specific student-athlete requests should be submitted by 10 a.m. Monday each week during the season.

INTERVIEW REQUESTS

Please direct all interview requests for head coach Joey McGuire to Matt Dowdy; members of the Texas Tech coaching staff and student-athletes to Matt Dowdy or Matt Burkholder. Contacting student-athletes or coaches directly through text message or social media is strictly prohibited and could result in loss of credentials.

USE OF TEXAS TECH PHOTOGRAPHY

The use of Texas Tech photos is prohibited without prior approval from the athletics communications office. Texas Tech does not grant permission for use of its photos for social media content purposes. Texas Tech will provide courtesy headshots and action shots upon requests for editorial purposes.

VIDEO HIGHLIGHTS/NEWS CONFERENCE

Video from news conferences and games will be available to the media via YouTube. Broadcast quality video footage (game highlights, post-practice interviews, post-game interviews, etc) are available by request through the athletics communications office.

PHOTO REQUESTS

Please submit your requests to Chris Duarte.

COLLEGE PRESS BOX.COM

Collegepressbox is the official media website for Division I football. Access and download game notes, quotes, statistics, media guides, headshots, logos and more for all FBS schools, conferences, postseason games, awards and the College Football Playoff. For access, please register for an account at collegepressbox.com/register.

LIVE STREAMING

Live video streaming of any Texas Tech Athletics event, including news conferences, on ANY social media platform is strictly prohibited without prior approval from the athletics communications office.

USE OF AUDIO/VIDEO

Any media entity collecting any sort of "video or audio materials" (film, traditional video or audio, digital video or audio, photos, etc.) from Texas Tech University Athletics game events or press conference/media events may use that material only for traditional television newscasts, web-based or print coverage, or other electronic transmission as approved by the University in writing, with a limitation of up to three (3) minutes in length from any single event. Such media entity may not offer any live video, audio or other coverage of the event without the advance, written permission of Texas Tech University Athletics. This policy includes all games, matches and events involving any of Texas Tech's athletic programs. It includes all media events -- press conferences, pre/post-practice interviews and pre/post-game interviews. An exception would be a one-on-one interview arranged through the Texas Tech Athletics Communications office with a Texas Tech, coach, athlete or administrator.

2025 RED RAIDER FOOTBALL AFFILIATES

CITY	STATION	FREQUENCY
Abilene/Haskell	KVRP-FM	97.1
Amarillo	KVWE-FM	102.9
Andrews	KACT-FM	105.5
Artesia, N.M.	KSVP-AM	990
Artesia, N.M.	KSVP-FM	93.7
Big Spring	KBST-FM	95.7
Big Spring	KBST-FM	103.9
Big Spring	KBST-AM	1490
Brownwood	KQBZ-FM	96.9
Dumas	KDDD-FM	95.3
Hereford	KPAN-FM	106.3
Hereford	KPAN-AM	860
Hobbs, N.M.	KEJL-AM	1110
Hobbs, N.M.	KEJL-FM	100.5
Lampasas	KCYL-AM	1450
Llano	KITY-FM	102.9
Lubbock	KJTV-FM	100.7
Lubbock	KJTV-AM	950
Lubbock	KTTU-FM	97.3
Lubbock	KXTQ-FM	106.5
Odessa-Midland	KNFM-FM	92.3
San Angelo	KNRX-FM	96.5
Seminole	KSEM-FM	106.3
Tyler	KTBB-FM	97.5
Waco	KWBT-HD2	94.5

SATELLITE RADIO

Sirius XM Radio	Ch. 83 (home call)
XM App	Ch. 83
Varsity App	Search "Texas Tech"

collegepressbox
 SINCE 2005 EVERYTHING BUT THE PREGAME MEAL

