


# TEXAS TECH FOOTBALL



## 2025 SCHEDULE/RESULTS

Overall: 3-0 | Big 12: 0-0 | H: 3-0 | A: 0-0 | N: 0-0

### AUGUST • (1-0)

30 ARKANSAS-PINE BLUFF W, 67-7 ESPN+

### SEPTEMBER • (2-0)

6 KENT STATE W, 62-14 TNT & Max

13 OREGON STATE W, 45-14 FOX

20 at Utah\* 11 a.m. FOX

### OCTOBER • (0-0)

4 at Houston\* TBD TBD

11 KANSAS\* TBD TBD

18 at Arizona State\* TBD TBD

25 OKLAHOMA STATE\* TBD TBD

### NOVEMBER • (0-0)

1 at Kansas State\* TBD TBD

8 BYU\* TBD TBD

15 UCF\* TBD TBD

29 at West Virginia\* TBD TBD

All Times Central

## TV: FOX

- Play-by-Play: Gus Johnson
- Analyst: Joel Klatt
- Sideline Reporter: Jenny Taft
- Producer: Chuck McDonald



## RADIO: TEXAS TECH SPORTS NETWORK

- Play-by-Play: Brian Jensen
- Analyst: John Harris
- Sideline Reporter: Chris Level
- SiriusXM (radio): Channel 83
- SiriusXM (app): Channel 83
- Mobile App: Varsity Network (Texas Tech)



## SOCIAL MEDIA: #WreckEm

- X: @TexasTechFB
- YouTube: TexasTechAthletics
- Instagram: @TexasTech\_FB
- Facebook: TexasTechFootball
- Online: TexasTech.com

## TEXAS TECH COACHING STAFF SIDELINE

- **Joey McGuire**, Head Coach (Fourth Season)
- **Mack Leftwich**, Offensive Coordinator/QBs (First Season)
- **Shiel Wood**, Defensive Coordinator/ILB (First Season)
- **Kenny Perry**, Assoc. H.C./Special Teams (Fourth Season)
- **C.J. Ah You**, Outside Linebackers (Fourth Season)
- **Zarnell Fitch**, Defensive Line (Fourth Season)
- **Rob Greene**, Safeties (First Season)
- **Justin Johnson**, Passing Coord./WRs (Third Season)
- **Darcel McBath**, Cornerbacks (Second Season)
- **Clay McGuire**, Offensive Line (Second Season)

## PRESSBOX

- **Josh Cochran**, Run Game Coord./TEs (Fourth Season)
- **Garret McGuire**, Running Backs (First Season)

## GAME

# 4



## UTAH

Sept. 13, 2025

Rice-Eccles Stadium (51,444) ■ Salt Lake City, Utah ■ 11 a.m. CT ■ FOX ■ Texas Tech Sports Network



## #17 TEXAS TECH

RED RAIDERS

3-0, 0-0 Big 12



## #16 UTAH

UTES

3-0, 0-0 Big 12

Rankings	AP: 17   AFCA: 16
Last Game	Def. Oregon State, 45-14
Streak	Won 3
Head Coach	Joey McGuire
Alma Mater	UT Arlington '95
Career Record	26-16 (4th Season)
Record at Texas Tech	Same
Record vs. Utah	First Meeting

Rankings	AP: 16   AFCA: 18
Last Game	Def. Wyoming, 31-6
Streak	Won 4
Head Coach	Kyle Whittingham
Alma Mater	BYU '84, '87
Career Record	170-86 (21st Season)
Record at Utah	Same
Record vs. Texas Tech	First Meeting

## TALE OF THE TAPE



58.0 (1/1)	Points/Game	(14/3) 45.7
11.7 (22/6)	Points Allowed/Game	(8/2) 8.3
219.0 (26/5)	Rush Yards/Game	(7/2) 290.0
383.7 (2/1)	Pass Yards/Game	(69/8) 227.0
602.7 (2/1)	Total Offense/Game	(15/3) 517.0
229.0 (15/5)	Total Defense/Game	(11/3) 224.0

(FBS Ranking/Big 12 Ranking)



## SATURDAY STORYLINES



### RED RAIDERS OPEN BIG 12 PLAY AT UTAH

After beginning the season with three-consecutive victories of 30 or more points, No. 17 Texas Tech will go on the road for the first time, traveling to No. 16 Utah for the first time Saturday in the Big 12 opener for both teams. Kickoff is set for 11 a.m. CT with television coverage provided nationally on FOX as part of its Big Noon Kickoff window. It will be the third time the FOX Big Noon Kickoff show has originated from a game involving the Red Raiders, who will be looking to open Big 12 play with a ranked road victory for only the third time in history.



### TEXAS TECH OFF TO QUICK 3-0 START

Texas Tech breezed through non-conference play, outscoring its opponents 174-35 en route to blowout wins over Arkansas-Pine Bluff, Kent State and Oregon State. The Red Raiders have the largest point differential (139) in the country through the first three weeks of the season, topping both Indiana (133) and Oregon (132). Texas Tech's 35 points allowed have all come late in the three victories as the Red Raiders have outscored their opponents by a combined 123-0 in the first half and then 154-0 over the first three quarters.



### MORTON AMONG NATIONAL LEADERS

Behren Morton continues to showcase why he's one of the country's underrated quarterbacks this season as the senior has combined for 923 passing yards and 11 touchdowns (and one interception) on 57-of-81 passing (70.4 percent) in only six-and-a-half quarters of game play. Morton, who is coming off a career-high 464 passing yards against Oregon State, shares the FBS lead with 11 touchdowns this season despite departing midway through the second quarter against UAPB, at halftime versus Kent State and following the third quarter this past weekend.

SERIES HISTORY



UTAH (2-0)

Date	Loc.	W/L	TTU	UTAH	Att.
Sept. 16, 1972	H	W	45	2	38,180
Sept. 15, 1973	H	W	29	22	38,554

THE NEXT OPPONENT



Opponent	at Houston
Date	Oct. 4, 2025
Location	TDECU Stadium (Houston, Texas)
Time / TV Network	TBD
Series Record	UH leads 18-16-1

NOTES

- Texas Tech will follow its first of two open dates on the 2025 schedule with an Oct. 4 road game at Houston. It will be Texas Tech's first visit to Houston as Big 12 Conference members as the two schools have met only once since the Cougars joined the league, which was a 49-28 victory by the Red Raiders in Lubbock early in the 2023 season.
- This will be the 36th all-time meeting between the two former Southwest Conference members as Houston controls a narrow 18-16-1 advantage in the series despite dropping six-consecutive games to the Red Raiders and 11 of the last 12 overall. Texas Tech's current six-game winning streak is its longest against the Cougars and another win by the Red Raiders would match the longest winning streak by either team in the series.
- The Red Raiders were only 7-12-1 against the Cougars during the SWC era with the final meeting being a 38-26 victory by Texas Tech in Houston during the conference's final season in 1995. Texas Tech closed its SWC tenure on a five-game winning streak against the Cougars.
- Following the SWC's closure, the two schools met six times as non-conference opponents with the Red Raiders going 5-1 in those games following wins at home in 2010 (35-20), in 2017 in Houston (27-24), in 2018 at home (63-49), in 2021 in the Texas Kickoff at NRG Stadium (38-21) and again in 2022 with a 33-30 victory at home in double overtime. Houston's lone win during that stretch came in the initial non-conference meeting as the 17th-ranked Cougars edged the Red Raiders, 29-28, at home.
- Texas Tech will have two immediate ties to the Houston football program in defensive coordinator Shiel Wood and junior defensive lineman A.J. Holmes Jr. Wood served in a similar capacity at Houston a year ago where he transformed a defense that ranked 105th in scoring the year prior to his arrival to 40th in the FBS after allowing only 22.9 points per game. Holmes, meanwhile, started in 12 games as part of that defense where he recorded 40 tackles and 8.5 tackles for loss to lead the Cougars up front.

SERIES NOTEBOOK

INSIDE THE SERIES

- This will only be the third meeting all-time between the Red Raiders and Utes and their first as Big 12 Conference members. Utah was previously Texas Tech's season-opening opponent to start the 1972-73 campaigns as the Red Raiders delivered a 45-2 rout in 1972, followed by a 29-22 victory a year later with both matchups taking place in Lubbock.
- Texas Tech will make its first-ever visit to Rice-Eccels Stadium in Salt Lake City and only its second at the state of Utah for a football game. The Red Raiders previously visited the Beehive State in 2023 to face BYU. Utah will make a return trip to Jones AT&T Stadium during the 2027 season as part of the Big 12 Conference's four-year scheduling matrix.

TEXAS TECH-UTAH CONNECTIONS

- Utah offensive coordinator Jason Beck will be looking to beat a Red Raider defense this weekend that is led by linebacker Jacob Rodriguez. Beck has plenty of experience in watching Rodriguez on the field, albeit in a different position as Rodriguez was previously a quarterback for Beck at Virginia in 2021. Beck was the quarterbacks coach for Virginia during Rodriguez' true freshman season where he played in 12 games at an assortment of positions, including quarterback. Rodriguez was recruited to Virginia as a quarterback prior to transferring to Texas Tech in 2022 and moving to the defensive side of the ball in the process.
- Texas Tech offensive line coach Clay McGuire will also recognize one person on the opposite sideline this weekend in Utah running backs coach Mark Atuaia. The two were previously on staff together at Washington State in 2022 with Atuaia as the associate head coach and running backs coach and McGuire in his role overseeing the offensive line.

RED RAIDERS IN BIG 12 OPENERS

- Texas Tech is 16-13 all-time in Big 12 openers and 2-1 under head coach Joey McGuire, who led the Red Raiders to a win over No. 19 Texas in 2022 and then a victory over future Big 12 champion in Arizona State a year ago. Texas Tech's lone loss under McGuire came in a 20-13 setback at West Virginia to start its 2023 league slate.
- Despite those two wins, Texas Tech has dropped its league

opener in four of the past six seasons and seven of the last 11 overall. The Red Raiders will be searching for their first win away from home to open Big 12 play since Texas Tech knocked off No. 15 Oklahoma State, 41-17, in 2018.

- Now in its 30th season as a Big 12 member, Texas Tech is familiar with Big 12 road openers historically as the Red Raiders are a combined 9-9 overall. Texas Tech has dropped its last three Big 12 road openers, however, falling at West Virginia in 2023, at Texas in 2021 and at No. 6 Oklahoma in 2019.

TEXAS TECH ALL-TIME IN BIG 12 CONFERENCE OPENERS		
Year	Opponent	Result
2024	Arizona State	W, 30-22
2023	at West Virginia	L, 13-20
2022	No. 19 Texas	W, 37-34 (OT)
2021	at Texas	L, 35-70
2020	No. 8 Texas	L, 56-63 (OT)
2019	at No. 6 Oklahoma	L, 16-55
2018	at No. 15 Oklahoma State	W, 41-17
2017	No. 15 Oklahoma State	L, 34-41
2016	Kansas	W, 55-19
2015	No. 3 TCU	L, 52-55
2014	at No. 24 Oklahoma State	L, 35-45
2013	No. 24 TCU	W, 20-10
2012	at Iowa State	W, 24-13
2011	at Kansas	W, 45-34
2010	No. 4 Texas	L, 14-24
2009	at No. 2 Texas	L, 24-34
2008	at Kansas State	W, 58-28
2007	at Oklahoma State	L, 45-49
2006	at Texas A&M	W, 31-27
2005	Kansas	W, 30-17
2004	at Kansas	W, 31-30
2003	Texas A&M	W, 59-28
2002	at No. 23 Texas A&M	W, 48-47 (OT)
2001	at No. 5 Texas	L, 7-42
2000	at Texas A&M	L, 15-33
1999	Texas A&M	W, 21-19
1998	at Iowa State	W, 31-24
1997	at Baylor	W, 35-14
1996	at No. 21 Kansas State	L, 14-21


STATISTICAL MATCHUP: TEXAS TECH vs. UTAH

CATEGORY	TECH	FBS	BIG 12	UTAH	FBS	BIG 12
Scoring Offense	58.0	1st	1st	45.7	14th	3rd
Total Offense	602.7	2nd	1st	517.0	15th	3rd
Rushing Offense	219.0	26th	5th	290.0	7th	2nd
Passing Offense	383.7	2nd	1st	227.0	69th	8th
Scoring Defense	11.7	22nd	6th	8.3	8th	2nd
Total Defense	229.0	15th	5th	224.0	11th	3rd
Rushing Defense	41.3	2nd	2nd	90.0	26th	3rd
Passing Defense	187.7	49th	10th	134.0	20th	5th
3rd Down Conversion Percentage	.556	15th	3rd	.711	2nd	1st
3rd Down Conversion Percentage Defense	.289	34th	7th	.222	9th	2nd
4th Down Conversion Percentage	.500	70th	13th	1.000	1st	1st
4th Down Conversion Percentage Defense	.571	77th	8th	.714	107th	12th
Red Zone Defense	.667	12th	2nd	1.000	101st	11th
Red Zone Offense	.905	55th	9th	.938	36th	7th
QB Sacks Per Game	3.00	16th	4th	3.00	16th	4th
Tackles for Loss Per Game	6.3	51st	10th	5.3	80th	14th
Time of Possession	27:08	111th	13th	34:44	12th	1st
Net Punting	46.50	7th	1st	43.00	28th	6th
Punt Returns	4.50	94th	13th	21.50	9th	2nd
Kickoff Returns	20.40	68th	11th	10.67	123rd	15th
Fewest Penalty Yards Per Game	66.7	106th	14th	60.0	92nd	11th
Turnover Margin	0.67	32nd	7th	1.33	18th	5th





THE HOME OF TEXAS TECH FOOTBALL



SOUTH END ZONE & WOMBLE FOOTBALL CENTER

- Texas Tech moved into the South End Zone and Dustin R. Womble Football Center in 2024, which features more than 340,000 combined square feet of space with a blend of world-class modern design and technology elements with Spanish Renaissance architecture well known on the Texas Tech campus. The \$242 million project marks the largest contiguous football facility in the country, connecting the south end zone building to the Womble Football Center and the Sports Performance Center, which opened in 2017 as Texas Tech's indoor football practice facility and indoor track and field venue.
- Joey McGuire and his staff's offices are on the second floor of the south end zone building, giving them a stunning view overlooking Cody Campbell Field at Jones AT&T Stadium. The office location places McGuire and his staff steps from each position room and the skybridge connected to the Womble Football Center where offensive and defensive breakout rooms are located as well as a team meeting space and a state-of-the-art walkthrough area on the second level.
- The Womble Football Center is a two-story building that maintains its football strength and conditioning, sports medicine and equipment areas on the main level as part of the new layout. The Red Raiders' main locker room is located in the Womble Football Center, which includes space for 120-plus athletes and modern primary designs from Hollman that are fully ventilated and contain USB charging ports and DreamSeat technology for every player.
- The second floor of the Womble Football Center features a revolutionary 4,500-plus square foot multi-purpose walkthrough area designed for large-scale indoor team strategy implementation, instruction and technique evaluation only a few steps from the team meeting space and position rooms. The space boasts a 25-by-20 yard turf surface in front of a 70-foot wide by 10.5-foot high LED screen that will be the largest in both college football and the NFL for walkthrough areas. The LED screen will allow Texas Tech's coaches to simulate an opponent's formation and scheme, giving the Red Raiders real-time feedback through the advanced technology during game preparations.

- Texas Tech now boasts a 15,000-square-foot, two-level weight room, one of the largest in college football. The weight room area is located in the southwest corner of the Womble Football Center, giving the Red Raiders direct access into the Sports Performance Center and the outdoor practice fields.
- The entire facility significantly upgraded the amenities provided to the Red Raiders on a daily basis, notably with a two-story players' lounge, the "Uncommon Man" barber shop, a state-of-the-art hydrotherapy recovery suite and a primary 12,000-square-foot locker room located in the Womble Football Center.
- The Red Raiders enter Jones AT&T Stadium each gameday through the Gary Petersen Field Club, a 12,000-square-foot premium space that is among the first of its kind in college football. It is one of several new premium areas as Texas Tech has added 17 new luxury suites to go along with 500 club and loge box seats and two spacious party decks.
- The opening of the South End Zone Building to Jones AT&T Stadium officially closed The Campaign for Fearless Champions, one of the most-successful fundraising initiatives in university history that raised more than \$500 million to transform Texas Tech's athletic facilities across every sport, while also pouring resources into the student-athlete experience through scholarship endowments and the creation of the J.T. and Margaret Talkington Office of Student-Athlete Development.
- In addition to the large-scale construction, Texas Tech also enhanced its gameday experience as part of the project, adding nine LED displays through Daktronics as well as a state-of-the-art sound system by Clair Audio, a national leader in large venue audio production. The added LED displays include the main videoboard on the north end of the stadium, expanding it to 37-feet high by 136-feet wide in size with 10-millimeter pixel spacing for excellent image clarity and contrast. Texas Tech also constructed two new video displays atop its south end zone measuring 28-feet high by 48-feet wide, featuring content zoning abilities that are already a staple of the north end zone videoboard. All three new videoboards feature 10mm pixel pitch, providing every fan in the 60,000-plus seat stadium with the highest resolution display in college football.

JONES AT&T STADIUM  
STADIUM QUICK FACTS

First Game	Nov. 29, 1947
Result	Tech 14, Hardin Simmons 6
All-Time Stadium Record	282-155-6
First Game on Artificial Turf	Sept. 12, 1970
Result	Tech 21, Tulane 14
Capacity	60,229
Surface (Year of Instillation)	Hellas Matrix Helix (2023)
Luxury Suites	102
Club Seats	1,644
Winning Seasons	62

LARGEST CROWDS IN HISTORY

Attend	Game	Season
61,836	Tech vs. Oklahoma State	2013
61,283	Tech vs. TCU	2015
60,997	Tech vs. Texas State	2013
60,975	Tech vs. Texas	2022
60,961	Tech vs. Texas	2014
60,901	Tech vs. Oklahoma State	2017
60,879	Tech vs. Texas	2012
60,803	Tech vs. Texas	2016
60,800	Tech vs. Oklahoma	2012
60,778	Tech vs. Central Arkansas	2014
60,705	Tech vs. Baylor	2022
60,478	Tech vs. Oklahoma	2016
60,454	Tech vs. Oklahoma	2018
60,454	Tech vs. Texas	2018
60,454	Tech vs. Texas	2010
60,454	Tech vs. Oklahoma State	2010
60,277	Tech vs. Arkansas	2014
60,229	Tech vs. Oregon State	2025
60,229	Tech vs. Kent State	2025
60,229	Tech vs. Arkansas-Pine Bluff	2025
60,229	Tech vs. Abilene Christian	2024
60,229	Tech vs. Cincinnati	2024
60,229	Tech vs. Baylor	2024
60,229	Tech vs. Colorado	2024
60,097	Tech vs. Stephen F. Austin	2016
60,073	Tech vs. Sam Houston State	2015
59,260	Tech vs. Iowa State	2011
59,014	Tech vs. Oklahoma	2014
58,955	Tech vs. New Mexico	2012
58,795	Tech vs. Arizona State	2024

JOEY MCGUIRE FILE

Hometown	Crowley, Texas
Education	Texas-Arlington '95 (Kinesiology)
Wife	Debbie
Children	Daughter: Raegan; Son: Garret

COACHING HISTORY

Year	Position
2022-present	Texas Tech Head Coach
2020-21	Baylor Assoc. Head Coach (Outside Linebackers)
2019	Baylor Associate Head Coach (Defensive Ends)
2017-18	Baylor Assistant Coach (Tight Ends)
2003-16	Cedar Hill High School Head Coach
1997-02	Cedar Hill High School Assistant Coach
1995-96	Crowley High School Assistant Coach

BOWL GAMES (6)

2024	AutoZone Liberty Bowl
2023	Radiance Technologies Independence Bowl
2022	TaxAct Texas Bowl
2021	Allstate Sugar Bowl*
2019	Allstate Sugar Bowl
2018	Academy Sports + Outdoors Texas Bowl

\* bowl came after he already accepted the Texas Tech position.

RECORD vs. OPPONENTS

Opponent	Overall	Home	Away	Neutral
Abilene Christian	1-0	1-0	0-0	0-0
Arizona	1-0	0-0	1-0	0-0
Arizona State	1-0	1-0	0-0	0-0
Arkansas	0-0	0-0	0-0	0-1
Arkansas-Pine Bluff	1-0	1-0	0-0	0-0
Baylor	1-2	0-2	1-0	0-0
BYU	0-1	0-0	0-1	0-0
California	1-0	0-0	0-0	1-0
Cincinnati	1-0	1-0	0-0	0-0
Colorado	0-1	0-1	0-0	0-0
Houston	2-0	2-0	0-0	0-0
Iowa State	2-0	0-0	2-0	0-0
Kansas	2-0	1-0	1-0	0-0
Kansas State	0-2	0-1	0-1	0-0
Kent State	1-0	1-0	0-0	0-0
Murray State	1-0	1-0	0-0	0-0
N.C. State	0-1	0-0	0-1	0-0
North Texas	1-0	1-0	0-0	0-0
Oklahoma	1-0	1-0	0-0	0-0
Oklahoma State	1-1	0-0	1-1	0-0
Ole Miss	1-0	0-0	0-0	1-0
Oregon	0-1	0-1	0-0	0-0
Oregon Staet	1-0	1-0	0-0	0-0
Tarleton State	1-0	1-0	0-0	0-0
TCU	1-2	1-0	0-2	0-0
Texas	1-1	1-0	0-1	0-0
UCF	1-0	1-0	0-0	0-0
Washington State	0-1	0-0	0-1	0-0
West Virginia	2-1	2-0	0-1	0-0
Wyoming	0-1	0-0	0-1	0-0

RECORD vs. CONFERENCES

Conference	Overall	Home	Away	Neutral
American	2-0	2-0	0-0	0-0
ACC	0-1	0-0	0-1	0-0
Big Ten	0-0	0-0	0-0	0-0
Big 12	16-11	10-4	6-7	0-0
Conference USA	0-0	0-0	0-0	0-0
FBS Independents	0-0	0-0	0-0	0-0
Mid-American	1-0	1-0	0-0	0-0
Mountain West	0-1	0-0	0-1	0-0
Pac-12	2-2	1-1	0-1	1-0
SEC	1-1	0-0	0-0	1-1
Sun Belt	0-0	0-0	0-0	0-0
FCS Opponents	4-0	4-0	0-0	0-0



HEAD COACH JOEY MCGUIRE

THE HALL OF FAMER

- There likely isn't a power conference football program in the state of Texas with better ties to its high school coaches than at Texas Tech as McGuire hired six members of his charter coaching staff who have ties to the Texas High School Coaches Association (THSCA). McGuire, himself, is already a legend at the prep level as a member of the THSCA Hall of Honor and the Texas High School Football Hall of Fame.
- McGuire, owner of three state titles as head coach of Cedar Hill High School in the Dallas-Fort Worth metroplex, was inducted into the THSCA Hall of Honor (THSCA) in 2020 and then the Texas High School Football Hall of Fame in 2022 in the months after accepting the Texas Tech position. McGuire is still an avid speaker at the annual THSCA Convention and regularly hosts clinics for high school coaches each year.

NOT THE ONLY COACH IN THE FAMILY

- Texas Tech will have a second member of the McGuire family on its sidelines this season with Garret McGuire joining the staff as running backs coach. The younger McGuire previously played under his father at quarterback at Cedar Hill High School before enjoying four years as a backup quarterback at Baylor. He joined the coaching profession immediately after, serving as an offensive assistant with the NFL's Carolina Panthers (2021-22) and then as the wide receivers coach for Nebraska the past two seasons (2023-24).
- Garret isn't the only McGuire building an impressive career, either, as Raegan McGuire is a fashion designer for AMUR in New York City. Her designs have been worn by several high-profile figures, including Natalie Biden, the granddaughter of President Joe Biden, as well as Taylor Swift during her spring 2023 Eras Tour.

AN NFL FRONT OFFICE

- Under McGuire, Texas Tech's personnel department resembles an NFL front office, a first-in-its-kind approach in the world of college football. Texas Tech's personnel department is overseen by James Blanchard, who began the rise of the general manager role in college football soon after joining McGuire in Lubbock as his first hire after accepting the Texas Tech position.
- Few, if any, general managers across college football have the autonomy Blanchard enjoys under McGuire. Blanchard and his staff are responsible for identifying every prospect Texas Tech ultimately offers a scholarship opportunity, allowing McGuire and his coaching staff to prioritize player development and opponent scouting, especially during the season.
- The setup has helped Texas Tech land several of the nation's top recruits, especially in the lucrative footprint of the state of Texas. The Red Raiders began McGuire's tenure with a 2023 class that ranked as high as No. 23 by Rivals, its highest recruiting record in more than a decade. Texas Tech followed with another highly-rated class in 2024, which led the Big 12 and again ranked as high as No. 23 overall nationally.
- For McGuire, the Red Raiders have consistently prioritized recruiting the top high school talent in Texas, leaning into his staff's ties to the high school coaches throughout the state. Texas Tech has complemented that approach with several additions via the transfer portal where McGuire and his staff have delivered successful results via the likes of All-Big 12 selections like linebacker Jacob Rodriguez, wide receiver Josh Kelly, tight end Jalin Conyers and defensive back C.J. Baskerville, among others. Texas Tech landed On3's top transfer portal class this offseason as McGuire and his staff landed 21 newcomers to an already talented roster.



THE BRAND

The core tenant under McGuire revolves around The Brand, which stands for his desire that the Red Raiders be the "toughest, hardest-working, most-competitive team in the country." On his final interview for the Texas Tech position, McGuire described his vision for the Red Raider program using The Brand, which President Lawrence Schovanec said "describes West Texas."



WHAT'S NEXT!

Step into any Texas Tech practice and the phrase "What's Next" is one you'll hear early and often. No matter if something good or bad happens on the field, McGuire and his staff stress a "What's Next!" mentality, emphasizing that the focus should be on the next play or rep. And for reference, the phrase is always a statement, never a question, as evidenced by its exclamation point at its end.



TAKE THREE UNIVERSITY

McGuire, a defensive coach at heart, heavily utilizes the phrase "Take Three" as a program. The phrase has transformed into a rallying cry from the defense with in-house video production signaling "one," "two" or "three" each time the Red Raiders create a takeaway. McGuire, prior to each game, regularly wears a t-shirt designed for the defense that says "Take Three University."







THE UNOFFICIAL HOME OF THE THSCA

Since his hire as Texas Tech's head coach, Joey McGuire has made it a point to brand the Red Raiders the "unofficial home of the Texas High School Coaches Association." Already a Hall of Famer, himself, McGuire has hired a staff filled with experience at both the collegiate and high school levels, with five assistant coaches who have previous ties to the THSCA as well as a slew of support staff members.

That list includes associate head coach and special teams coordinator Kenny Perry (Bowie, Halton City and Sam Houston H.S.), offensive coordinator Mack Leftwich (Kirkland H.S.), offensive run game coordinator Josh Cochran (Lindale H.S.), offensive passing game coordinator Justin "Juice" Johnson (Plano West and Berkner H.S.) and defensive line coach Zarnell Fitch (Lincoln H.S.). Five support staff members also have THSCA experience in assistant defensive backs coach Jah'Shawn Johnson (Ennis H.S.), assistant linebackers coach Taylor Young (Richardson H.S.), Director of Player Personnel Brian Nance (Temple H.S.), Director of Player Development Dave Martin (Cedar Hill) and assistant strength coach Brandon Stevenson (Midland Christian and Lake County Christian H.S.).

Texas Tech defensive coordinator Shiel Wood and senior defensive analyst Jack Teachey, meanwhile, both have experience at the high school level on the East Coast.

RECORD BREAKDOWN

	2025	Big 12	McGuire
Overall	3-0	0-0	26-16
at Jones AT&T Stadium	3-0	0-0	18-5
in Away Games	0-0	0-0	6-10
in Neutral Site Games	0-0	0-0	2-1
Day Games	2-0	0-0	13-7
Night Games (6 p.m. start or later)	1-0	0-0	13-9
vs. Top 25 teams	0-0	0-0	4-7
vs. Top 10 teams	0-0	0-0	1-3
vs. Unranked Teams	3-0	0-0	22-9
Scoring first	3-0	0-0	21-5
Opponents score first	0-0	0-0	5-11
Leading at halftime	3-0	0-0	21-4
Trailing at halftime	0-0	0-0	3-12
Tied at halftime	0-0	0-0	2-0
Leading after third quarter	3-0	0-0	25-3
Trailing after third quarter	0-0	0-0	1-11
Tied after third quarter	0-0	0-0	0-2
Overtime games	0-0	0-0	4-1

Scoring less than 20 points	0-0	0-0	2-6
Scoring 20-29 points	0-0	0-0	3-5
Scoring 30-39 points	0-0	0-0	6-5
Scoring 40-49 points	1-0	0-0	7-0
Scoring 50+ points	2-0	0-0	8-0

Allowing less than 20 points	3-0	0-0	11-0
Allowing 20-29 points	0-0	0-0	9-3
Allowing 30-39 points	0-0	0-0	2-8
Allowing 40+ points	0-0	0-0	4-5

Rushing for less than 100 yards	0-0	0-0	0-2
Rushing for 100-199 yards	1-0	0-0	16-13
Rushing for 200+ yards	2-0	0-0	10-1
Passing for less than 300 yards	0-0	0-0	14-11
Passing for 300-399 yards	2-0	0-0	8-5
Passing for 400+ yards	1-0	0-0	4-0

Less than 300 yards of total offense	0-0	0-0	1-1
Totaling 300-399 yards of offense	0-0	0-0	6-6
Totaling 400-499 yards of offense	0-0	0-0	8-8
Totaling 500-599 yards of offense	1-0	0-0	8-1
Totaling 600+ yards offense	2-0	0-0	3-0

Allowing less than 100 yards rushing	3-0	0-0	10-1
Allowing 100-199 yards rushing	0-0	0-0	12-7
Allowing 200+ yds rushing	0-0	0-0	4-8
Allowing less than 200 yards passing	2-0	0-0	4-8
Allowing 200-299 yards passing	1-0	0-0	13-5
Allowing 300-399 yards passing	0-0	0-0	6-3
Allowing 400+ yards passing	0-0	0-0	3-0
Allowing less than 300 yards offense	3-0	0-0	5-3
Allowing 300-399 yards offense	0-0	0-0	7-2
Allowing 400-499 yards of offense	0-0	0-0	8-8
Allowing 500+ yards of offense	0-0	0-0	6-3

Leading turnover margin	2-0	0-0	16-3
Trailing turnover margin	0-0	0-0	5-13
Tied in turnover margin	1-0	0-0	5-0
Having 0 takeaways	0-0	0-0	3-7
Having 1 takeaway	1-0	0-0	7-6
Having 2 takeaways	2-0	0-0	9-2
Having 3 or more takeaways	0-0	0-0	7-1
Having 0 turnovers	1-0	0-0	8-1
Having 1 turnover	1-0	0-0	10-3
Having 2 turnovers	1-0	0-0	6-3
Having 3 or more turnovers	0-0	0-0	2-9
Leading in time of possession	2-0	0-0	15-7
When trailing in time of possession	1-0	0-0	11-9

SUCCESS IN BIG 12 PLAY

- Texas Tech has ranked among the most-consistent Big 12 programs during Joey McGuire's three seasons as head coach, winning 16 conference games in that span. In fact, the Red Raiders are joined by Kansas State as the only two Big 12 programs to boast an above-.500 conference record in each of the past three seasons, regardless of league affiliation.
- McGuire has returned the Red Raiders to being one of the Big 12's most competitive teams as Texas Tech was 5-4 in each of his first two seasons and then 6-3 in 2024. Prior to his debut 2022 season, Texas Tech had not recorded a winning conference record since 2009 as the Red Raiders were a combined 36-71 (.336) in the 12 years before McGuire's arrival with no seasons of at least a .500 record.
- Prior to his arrival, Texas Tech had finished with at least five conference wins in three straight years only once in its history from 1995-97 while transitioning from the Southwest Conference to the Big 12. That stretch coincided with a seven-year period with a winning conference record from 1991-97.
- Dating back to Texas Tech's acceptance into the Southwest Conference in 1960, McGuire is one of only two head coaches in history to win 16 or more league games in his first 27 games, joining the likes of Jim Carlen. Carlen was also 16-11 at the same point in his tenure, which spanned the 1970-74 seasons. Steve Sloan also had a strong league record early in his tenure, finishing 15-8 overall in Southwest Conference play during his three seasons from 1975-77.

TECH HEAD COACHES OVER FIRST 27 LEAGUE GAMES

Name	Years	Record
Jim Carlen	1970-73	16-11
Joey McGuire	2022-present	16-11
Steve Sloan	1975-77	15-8*

\* resigned with only 23 conference games in his tenure.

BIG 12 LEADERS FOR CONFERENCE WINS SINCE 2022

Team	Wins
Kansas State	18
TCU	18
Texas Tech	16
Iowa State	15
Utah*	14
West Virginia	14
Arizona*	12
Baylor	12
Kansas	12

\* wins include totals from tenure in Pac-12 Conference.

ONE OF THE QUICKEST TO 23 WINS

- Joey McGuire improved to a 26-16 record as head coach of the Red Raiders last weekend, which ranks among the best starts to a tenure in school history. Below is a breakdown of head coaching records through 42 games at Texas Tech.

HEAD COACHING RECORDS THROUGH 42 CAREER GAMES

Name	Record (42)	Game No. 43 Result
E.Y. Freeland*	21-10-6*	--
Grady Higgenbotham*	1-7-2*	--
Pete Cawthon	29-13	W, at Oklahoma City
Dell Morgan	21-20-1	W, vs. Southwestern
DeWitt Weaver	26-14-2	W, vs. Houston
JT King	17-24-1	L, at No. 6 Texas
Jim Carlen	26-16	W, vs. Rice
Steve Sloan*	23-12*	--
Rex Dockery	15-16-2*	--
Jerry Moore	12-28-2	L, vs. No. 16 SMU
David McWilliams*	7-4*	--
Spike Dykes	22-19-1	L, vs. No. 14 Texas
Mike Leach	25-17	W, at Ole Miss
Tommy Tuberville*	20-17*	--
Kliff Kingsbury	22-20	L, at Kansas State
Matt Wells*	13-17*	--
Joey McGuire	26-16	--

\* designates head coaches who did not reach 40 games.

\* indicates final record as Texas Tech's head coach

NEWS & NOTES ON MCGUIRE...

- McGuire is only the second head coach in program history to lead the Red Raiders to bowl games in each of his first three seasons, joining the late Mike Leach, who pushed Texas Tech to a bowl game in each of his 10 seasons.
- Texas Tech has hit the 40-point mark 15 times during McGuire's tenure as the Red Raiders are a perfect 15-0 in those games during his three-plus seasons.
- There is defense in West Texas as Texas Tech is 17-1 overall under McGuire when holding opponents to 25 or fewer points. Texas Tech has limited its opponents to 25 or fewer points 10 times during Big 12 play under McGuire and has done so in each of its two bowl victories.
- Texas Tech recorded six Big 12 wins during the 2024 season, marking the third time the Red Raiders have done so since joining the league in 1996. McGuire joins Steve Sloan as the only head coaches to win six conference games within their first three seasons in school history after Sloan pushed Texas Tech to a 7-1 mark in SWC play in 1976.

ON THIS DATE IN HISTORY

TEXAS TECH 46, UMASS 14

Date: Sept. 20, 2008

Location: Lubbock, Texas | Jones AT&T Stadium

Attendance: 53,190

Sept.  
20



**LUBBOCK, Texas (AP)** - Texas Tech's running backs don't usually get the ink its receivers do, making Saturday night's performances by the two who split duty in the backfield stand out all the more.

Baron Batch had 55 yards on the ground and 68 receiving yards, while Shannon Woods had 108 yards rushing and 53 yards receiving as the No. 11 Red Raiders rolled over Massachusetts 56-14. Together they had 284 total yards, more than half of Tech's 538 of total offense

Graham Harrell threw for 322 yards and four touchdowns and Woods ran for three scores to help No. 11 Texas Tech.

Texas Tech (4-0) dominated the Minutemen from the outset. The Red Raiders scored on six of seven possessions in the first half and led 42-7 at the intermission. It was the most first-half points for the Red Raiders since late September 2006 when they scored 42 points against Southeast Louisiana in an eventually 62-0 win.

And it could have been worse. Tremain Swindall, Detron Lewis and All-American Michael Crabtree were each unable to hold onto passes in the end zone.

Harrell, who completed passes to 10 different receivers, threw TDs of 17, 12, 2 and 4 yards - and that was in the first half alone. He was 27-of-34 and no interceptions. Harrell was replaced by Taylor Potts with about 11 minutes remaining in the game.

Woods ran for touchdowns of 2, 38 and 18 yards and finished with 108 yards on 10 carries. It was the most rushing yards for him since he got 109 in a 44-41 win over Minnesota in the 2006 Insight Bowl.

TEXAS TECH ALL-TIME ON SEPT. 20

Year	Opponent	Result
1935	at Hardin-Simmons	W, 9-0
1947	at Texas	L, 0-33
1952	West Texas State	W, 48-7
1958	at No. 20 Texas A&M	W, 15-14
1969	Kansas	W, 38-22
1975	New Mexico	W, 24-17
1980	New Mexico	W, 28-17
1986	New Mexico	W, 14-7
1997	North Texas	L, 27-30
2003	at N.C. State	L, 21-49
2008	Massachusetts	W, 46-14

RED RAIDER NOTEBOOK

RED RAIDERS GO 3-0 IN NON-CONFERENCE

- The Red Raiders wrapped a dominant non-conference schedule with a 3-0 record to start the season, its best start since the 2021 campaign. Texas Tech combined to outscore its opponents, 174-35, marking the largest point differential (139) in the country through the first three weeks of the season, topping both Indiana (133) and Oregon (132). The Red Raiders will face a Utah program that has won all three of its games by double digits as well, as the Utes rank eighth in the FBS with a 112-point differential.
- Texas Tech has been dominant against non-conference foes at home over the last two decades as Texas Tech has won 46 of its last 48 non-conference games inside Jones AT&T Stadium, dating back to the 2002 season. The two losses during that span were against Arkansas in 2014 and then to Oregon in the 2023 home opener. The Red Raiders are an impressive 53-1 at home versus unranked non-conference opponents since 2000, with the lone loss coming to Arkansas.

FBS LEADERS FOR POINT DIFFERENTIAL

School	Pts	Opp. Pts	Pts. Diff.
1. Texas Tech	174	35	139
2. Indiana	156	23	133
3. Oregon	162	30	132
4. Nebraska	147	24	123
5. Penn State	132	17	115
USC	165	50	115
7. Illinois	135	22	113
8. Utah	137	25	112

RED RAIDERS IN TOP-25 MATCHUPS

- Texas Tech is a combined 5-11 in top-25 matchups during Big 12 play over its tenure in the league. That record includes a 2-9 mark in road games as Texas Tech's lone wins came at No. 21 TCU midway through the 2012 season and at No. 19 Kansas during its memorable 2008 campaign. A victory over Utah would mark Texas Tech's highest-ranked win in a top-25 battle between Big 12 teams in its history.
- This will be the first time Texas Tech has ever opened Big 12 play in a battle of teams ranked in the Associated Press top-25 poll. The Red Raiders have begun league play as unranked, facing a top-25 team a total of 13 times in their history.
- Texas Tech will be involved in a top-25 matchup for the first time since Nov. 2, 2013, when the Red Raiders, ranked as high as No. 10 in the Associated Press poll, fell to No. 12 Oklahoma State, 52-34, at home.

TEXAS TECH TOP-25 MATCHUPS IN BIG 12 PLAY

Date	Tech	Opponent	Result
Nov. 2, 2013	15	No. 12 Oklahoma St.	L, 34-52
Oct. 26, 2013	10	at No. 12 Oklahoma	L, 30-38
Oct. 20, 2012	18	at No. 21 TCU	W, 56-53 (3 OT)
Oct. 27, 2012	15	at No. 4 Kansas St.	L, 24-55
Nov. 3, 2012	20	No. 22 Texas	L, 22-31
Nov. 17, 2012	23	at No. 24 Ok. State	L, 21-59
Nov. 22, 2008	2	at No. 5 Oklahoma	L, 21-65
Nov. 8, 2008	2	No. 8 Oklahoma State	W, 56-20
Nov. 1, 2008	6	No. 1 Texas	W, 39-33
Oct. 25, 2008	8	at No. 19 Kansas	W, 63-21
Oct. 20, 2007	22	at No. 15 Missouri	L, 10-41
Oct. 22, 2005	10	at No. 2 Texas	L, 17-52
Nov. 19, 2005	21	No. 25 Oklahoma	W, 23-21
Nov. 23, 2002	24	at No. 4 Oklahoma	L, 15-60
Oct. 17, 1998	22	at No. 19 Colorado	L, 17-19
Oct. 24, 1998	25	at No. 8 Texas A&M	L, 10-17

RED RAIDERS IN THE POLLS

- Texas Tech moved to No. 16 in the AFCA coaches poll this week and No. 17 in the Associated Press rankings following its 45-14 victory over Oregon State. The Red Raiders have been ranked inside the top 25 of both major polls every week thus far this season.
- The Red Raiders entered the 2025 season ranked inside the top 25 of both major polls for the first time since 2008 as the Red Raiders were No. 23 in the Associated Press poll and No. 24 in the AFCA coaches poll. Texas Tech was previously ranked No. 24 in the 2023 AFCA preseason poll before falling out after a season-opening loss at Wyoming.
- It was the first time the Red Raiders had appeared in the Associated Press poll since Sept. 23, 2018, when Texas Tech was No. 24 nationally after starting its season 3-1 overall with wins over Lamar, Houston, and at No. 15 Oklahoma State and the lone loss coming in the opener to Ole Miss.

TECH LOOKING TO EXTEND STRONG START

- The Red Raiders will be looking to start their season with a 4-0 record for the first time since 2013 this weekend at Utah. A victory over the Utes would mark the 11th time in history that Texas Tech has started its season with a 4-0 record, an indicator of sorts for a promising year. In the 10 previous occurrences, the Red Raiders have finished with at least seven wins in all but one season (2011) and have won nine or more games five times overall. Texas Tech has recorded 14 seasons with nine or more wins in its 100-year history.

RED RAIDERS AGAINST RANKED OPPONENTS

- Texas Tech will be facing a top-25 foe for the first time this season and the 12th time under head coach Joey McGuire, who has led the Red Raiders to a ranked road win in each of the past two seasons. The Red Raiders went on the road to top No. 16 Kansas, 16-13, late in the 2023 season and then edged No. 10 Iowa State, 23-22, a year ago.
- The Red Raiders are 4-7 against ranked opponents under McGuire, which includes a 2-2 mark at home. The majority of Texas Tech's games against ranked opponents have come on the road under McGuire as the Red Raiders are now 2-5 in those games. Texas Tech's two other top-25 wins under McGuire came during his debut season in 2022 when the Red Raiders topped No. 25 Houston in double overtime and then No. 19 Texas to start Big 12 play.

TEXAS TECH TOP-25 ROAD VICTORIES IN BIG 12 ERA

Year	Opponent	Result
1997	at No. 24 Oklahoma State	W, 27-3
2002	at #23 Texas A&M	W, 48-47 (OT)
2008	at No. 19 Kansas	W, 63-21
2009	at #15 Nebraska	W, 31-10
2011	at #1 Oklahoma	W, 41-38
2012	at #21 TCU	W, 56-53 (3OT)
2018	at #15 Oklahoma State	W, 41-17
2023	at #16 Kansas	W, 16-13
2024	at #10 Iowa State	W, 23-22

SEASON TICKETS SOLD OUT AGAIN

- Texas Tech sold out of season tickets for the third-consecutive season in early May as Red Raider fans purchased more than 33,000 season passes for the 2025 campaign. This total does not include seats reserved for Texas Tech's student body, either. Texas Tech also sold out its entire premium seating inventory in all areas of Jones AT&T Stadium, which includes more than 100 luxury suites and 1,600 club seats.
- Texas Tech has added more than 14,000 season tickets since Joey McGuire's hiring in November 2021. Texas Tech





THE NATION'S TOP TRANSFER CLASS

Texas Tech landed On3's top transfer portal class following the 2024 season as Joey McGuire and his staff signed 21 transfers to add to an already-talented list of returners. The class, which also ranked in the top five nationally by ESPN, The Athletic and 247Sports, delivered 10 players who were ranked among the top-100 portal entrees by one of the four publications.

TEXAS TECH PORTAL CLASS RANKINGS

Name, Pos.	ESPN	The Athletic	247Sports	On3
David Bailey, OLB	9	3	12	10
Howard Sampson, OL	18	18	14	26
Lee Hunter, DL	19	20	62	33
Romello Height, OLB	32	53	27	50
Hunter Zambrano, OL	46	90	39	46
Reggie Virgil, WR	49	49	--	104
Brice Pollock, CB	85	79	--	97
Terrance Carter Jr., TE	86	36	--	117
Cole Wisniewski, S	--	95	--	--
Quinten Joyner, RB	--	--	145	93
Will Jados, OL	--	--	53	--



previously sold 28,000 season tickets for McGuire's debut season in 2022, which, like this year's total, ranks among the top-10 highest season ticket counts in program history.

■ Texas Tech has played in front of a sold-out crowd in each of its first three home games of the season, as 60,229 fans were on hand for the Arkansas-Pine Bluff, Kent State and Oregon State wins. The Red Raiders are already scheduled for one other advanced sellout this season on Oct. 25 against Oklahoma State.

TEXAS TECH GAME-BY-GAME ATTENDANCE

Date	Opponent	Attendance
Aug. 30	Arkansas-Pine Bluff	60,229*
Sept. 6	Kent State	60,229*
Sept. 13	Oregon State	60,229*
Oct. 4	Kansas	--
Oct. 25	Oklahoma State*	--
Nov. 8	BYU	--
Nov. 15	UCF	--

\* designates sellouts

\* designates games that are already sold out

TECH FINISHES THREE-GAME HOMESTAND

■ Texas Tech wrapped a three-game homestand to start the season last weekend, a rarity of sorts for the Red Raiders, who have started only nine seasons previously with three-straight home games in their now 100-year history.

■ This was only the second time since the Red Raiders joined the Big 12 Conference in 1996 that Texas Tech has opened its season with three-consecutive home games. The Red Raiders also did so in 2005 with three-straight home routs of Florida International, Sam Houston State and Indiana State. Texas Tech previously opened the Mike Leach era in 2000 by defeating New Mexico, Utah State and North Texas in consecutive weeks.

■ Until Leach's hiring in 2000, Texas Tech had not previously started a season with three in a row at home since 1980 under then head coach Rex Dockery. Prior to that, it had been since 1968 that Texas Tech fans enjoyed three-consecutive home games to start a season. The trend was more common in Texas Tech's early years as the Red Raiders - then the Matadors - played three consecutive home games to start the 1925, 1930, 1932, 1934 and 1944 seasons.

■ Texas Tech will follow the three-game homestand with road trips to Utah and Houston to start Big 12 play, marking the first time since 2021 and the fifth time in history that the Red

Raiders will be away from home for their first two conference games. Prior to the 2021 season, Texas Tech was previously sent on the road for the first two Big 12 games during the 2002, 2004 and 2014 campaigns.

HOME SWEET HOME

■ Texas Tech's three-game homestand to start the season was part of a seven-game slate inside Jones AT&T Stadium. This is the 14th time in program history and the third time in a four-year span that Tech has hosted seven games in a season, continuing its recent trend of prioritizing home games. The Red Raiders are slated to host seven home games in two of the next three seasons with the lone exception being in 2027.

■ The Red Raiders have protected Jones AT&T Stadium to the tune of an 18-5 record under Joey McGuire, which includes an 8-1 mark in non-conference play. Texas Tech has the highest home winning percentage among Big 12 members since McGuire was hired in 2022.

BEST BIG 12 HOME WINNING PERCENTAGES SINCE 2022

School	W-L	Pct.
1. Texas Tech	18-5	.783
2. Kansas State	17-5	.773
3. BYU	15-5	.750
Utah	15-5	.750
5. TCU	15-5	.750

RED RAIDERS IN ONE-POSSESSION GAMES

■ Texas Tech has ranked among the most successful teams in the country for one-possession games since hiring Joey McGuire in 2022. In fact, the Red Raiders are 13-4 in one-possession games under McGuire, a drastic improvement for a program that was only a combined 13-20 in the seven seasons prior to his arrival. Texas Tech was 4-0 in one-possession games during McGuire's debut season in 2022 before finishing 3-3 in 2023 and 6-1 a year ago.

■ Among teams nationally with at least eight one-possession games since 2022, Texas Tech leads the Big 12 and ranks seventh with a .765 winning percentage. The Red Raiders rank third in the Big 12 with 17 total one-possession games during that span, trailing only Iowa State (20) and Kansas State (19).

■ Texas Tech is an impressive 8-1 at home in one-possession games under McGuire, with the lone loss coming early in the 2023 season to No. 13 Oregon. The Red Raiders are 5-3 on the road, including three wins this past season at Arizona, Iowa State and Oklahoma State. Texas Tech also won a one-

THE BRAND NUMBER



Here at Texas Tech, there is only one available jersey number that is protected: No. 3. The jersey represents the player or players who best represent the core tenets of "The Brand," which represents Texas Tech's daily quest to be the "toughest, hard-working, most competitive team in the country."

The Red Raiders have two players wearing the jersey this season in returning linebacker Bryce Ramirez and wide receiver Coy Eakin. Ramirez was awarded the jersey prior to the 2023 season in recognition of his determination and leadership in response to a catastrophic leg injury suffered the year before at N.C. State.

Eakin, meanwhile, is coming off his best season as a Red Raider as he caught 49 passes for 652 yards and a team-leading seven touchdowns as only a sophomore this past season. He has 85 catches now for his Red Raider career, totaling 1,068 yards and nine touchdowns in 27 games. Eakin finished as Texas Tech's third-leading receiver this past season, trailing only departed senior Josh Kelly and returning senior Caleb Douglas. Eakin will move to Kelly's previous spot in Texas Tech's inside receiver position beginning this spring under new offensive coordinator Mack Leftwich.

In addition to representing the standards of "The Brand," the No. 3 jersey is designated to honor the life of the late Luke Siegel, who passed in August 2021 after inspiring countless others across the nation with his fighting spirit in the wake of a golf-cart accident. The No. 3 represented Siegel's favorite number.

DEGREES EARNED

The Red Raiders will enter the 2025 season with 21 student-athletes who are current college graduates, including 12 who earned their degree from Texas Tech University.

Name	Degree
Roy Alexander	Sociology*
David Bailey	Science, Technology, and Society*
Davion Carter	Interdisciplinary Studies
Chief Collins	Management
Luke Dillingham	Criminology
Gage Elder	University Studies
Charles Esters III	Management
Mitch Griffis	Elementary Education*
Romello Height	American Popular Culture*
Lee Hunter	General Studies*
Will Jados	Information Technology*
Jurrien Loftin	Economics
Trent Low	Finance
A.J. McCarty	University Studies
Behren Morton	University Studies
Bryce Ramirez	Information Technology
Jacob Rodriguez	General Studies
Vinny Sciury	Communication Studies*
Haydon Wiginton	Sport Management
Cole Wisniewski	Business Administration*
Hunter Zambrano	Interdisciplinary Studies*

\* indicates degree earned prior to arrival at Texas Tech

UNIFORM TRACKER

Over the past decade, Texas Tech has been among the most innovative teams in the country related to team uniforms. Here's a look at Texas Tech's record in various uniform combinations since the start of the 2000 season.

Helmet-Jersey-Pants	2025	Record
Black-Red-Black	1-0	31-7
White-White-White	--	13-10
Black-Black-Black	--	36-22
Black-White-Black	--	24-25
Black-Black-White	--	8-5
Black-Red-Red	--	19-2
Black-White-White	--	15-18
Black-White-Red	--	4-6
Red-White-Red	--	2-4
Black-Red-White	1-0	7-1
White-Black-White	--	2-2
Red-White-Black	--	1-3
Gray-White-Gray	--	1-3
Red-Red-Red	--	1-2
White-Red-Red	1-0	2-2
White-White-Red	--	0-2
Red-White-White	--	1-1
Black-Gray-Black	--	1-0
Black-Black-Gray	--	1-0
Gray-Gray-Gray	--	1-0
Black-Black-Red	--	0-1
White-White-Black	--	3-0
White-Red-White	--	1-0
Red-Red-White	--	1-0
Red-Red-Black	--	0-1
Red-Black-White	--	0-1
Red-Black-Black	--	1-0
Black-White-Gray	--	0-1

Specialty Uniforms

Throwbacks 2014-23	5-9
adidas Gladiator Strategy (2024)	0-1
Wounded Warrior (2010)	1-0
Wounded Warrior (2011)	0-1
Lone Star Pride (2012)	0-1
Lone Survivor (2013)	0-1
Lone Star Pride (2013)	0-1
White Ombre' (2014)	0-1
Lone Star Pride (2014)	0-1
Black Ombre' (2014)	0-1

2025 UNIFORM TRACKER

Opponent	Combo	Result
Arkansas at Pine Bluff	White-Red-Red	W
Kent State	Black-Red-Black	W
Oregon State	Black-Red-White	W
at Utah		
at Houston		
Kansas		
at Arizona State		
Oklahoma State		
at Kansas State		
BYU		
UCF		
at West Virginia		

possession game at Iowa State in 2022 and at Kansas in 2023.

- There are three other Big 12 teams that have found themselves in tight games similar to the Red Raiders over the previous three seasons. The Red Raiders lead those three - Iowa State, Kansas and TCU - in win percentage.

FBS LEADERS IN ONE-POSSESSION WINNING % SINCE 2022

School	TOTAL GMS	W-L (%)
1. Coastal Carolina	11	10-1 (.909)
2. Michigan	12	10-2 (.833)
3. Tulane	15	12-3 (.800)
Georgia	10	8-2 (.800)
5. Ohio	14	11-3 (.786)
6. Tennessee	9	7-2 (.778)
7. Texas Tech	17	3-4 (.765)
8. LSU	12	9-3 (.750)

BIG 12 LEADERS FOR ONE-POSSESSION GAMES SINCE 2022

School	TOTAL GMS	W-L (%)
1. Iowa State	21	11-10 (.524)
2. Kansas State	20	9-11 (.450)
3. Texas Tech	17	13-4 (.765)
TCU	17	10-7 (.588)
Arizona State	17	9-8 (.529)
Cincinnati	17	5-12 (.294)

THE BIG 12 LEADER IN BOWL APPEARANCES

- Texas Tech entered the 2025 campaign as the Big 12 Conference's leader in total bowl appearances, as the Red Raiders have made 42 in their history, including one in each of the last four seasons. Tech ranks tied for 20th nationally in all-time bowl appearances as the Red Raiders have one more than fellow Big 12 member BYU and two more than West Virginia.
- Texas Tech is currently in the midst of its longest bowl streak since its 2000-10 stretch, primarily under Mike Leach. That 11-year run represents the only time in program history that Texas Tech has made the postseason in five consecutive seasons. This is the third time in program history the Red Raiders have reached a bowl game in four-straight years, as Texas Tech also did so from 1993-96 under Spike Dykes.
- Joey McGuire is the first head coach in program history to lead the Red Raiders to a bowl appearance in each of his first three seasons. Texas Tech is 2-1 in bowl games under McGuire after topping Ole Miss in the 2022 TaxAct Texas Bowl and Cal in the 2023 Independence Bowl, while falling this past season to Arkansas in the AutoZone Liberty Bowl.

BIG 12 LEADERS IN ALL-TIME BOWL APPEARANCES

School	Appearances
1. Texas Tech	42
2. BYU	41
3. West Virginia	40
4. TCU	37
5. Oklahoma State	34
Arizona State	34
7. Colorado	31
8. Houston	30

HARRELL TO THE RING OF HONOR

- Texas Tech will induct its 12th member to the prestigious Ring of Honor on Oct. 28 when Graham Harrell's name is unveiled on the West Stadium Building at Jones AT&T Stadium at halftime of the Oklahoma State game. Harrell's name will forever be honored alongside Donny Anderson (2012), E.J. Holub (2012), Dave Parks (2012), Gabe Rivera (2014), Zach Thomas (2016), Michael Crabtree (2021), Patrick Mahomes II



(2022), Thomas Howard, Andre Tillman and Wes Welker (2024).

- Harrell was previously selected this past January to the 2025 class of the NFF College Football HOF as he will be inducted Dec. 9. He will become the seventh Red Raider in program history to be inducted into the CFB Hall of Fame.

A FAMILY AFFAIR

- There are several family ties on this year's Texas Tech roster, with two sets of brothers as well as the father-son dynamic on the coaching staff with Joey McGuire and running backs coach Garret McGuire. The two sets of brothers come from different sides of the ball in sophomore running back Quinten Joyner and true freshman safety Quintaelyn Joyner, as well as junior wide receiver Price Morgan and redshirt freshman safety Peyton Morgan.
- Texas Tech also had two brothers face each other to close non-conference play with sophomore wide receiver Kelby Valsin going head-to-head with Jimmy Valsin III, a senior wide receiver at Oregon State.

100-YEAR UNIFORMS UNVEILED

- Texas Tech will celebrate 100 seasons of Texas Tech Football as part of its Homecoming festivities on Oct. 11 against Kansas. The Red Raiders have already unveiled a special uniform from adidas for the Kansas game, which incorporates different aspects of Texas Tech history.
- Texas Tech - known then as the Matadors - kicked off its first season of football in 1925 with an impressive 6-1-2 debut under head coach E.Y. Freeland. Since then, Texas Tech has recorded 605 wins under 17 different head coaches.
- Texas Tech's anniversary uniform took different pieces from its history and applied it. Those pieces include the 1925 "Tech" word mark from the first Texas Tech uniform, the first "double T" in 1926, the traction stripes on the shoulder is taken from 1930, considered a cutting-edge uniform at the time, the numbers on the front stem from 1935, which was the first-year that numbers were added to the front of Texas Tech's jerseys, the stripes down the side of the pant are inspired from the Masked Rider and horse's breast collar from the mid-1960's while the stars on the helmet come from 1969 when stars were added to player's helmets when earned.

HOMETOWN PRIDE

- Texas Tech will continue to recognize the hometowns of every student-athlete on its roster this season with a special decal on the back of each gameday helmet. The decal will feature a throwback Masked Rider logo with the area code associated with each student-athlete's hometown as part of an initiative started in 2022 by head coach Joey McGuire.







MORTON PRIMED FOR STRONG SENIOR YEAR

There's been a misconception this offseason that Behren Morton isn't among the top returning quarterbacks in college football. The senior gunslinger, fully healthy for the first time since his redshirt freshman season, is coming off a gritty 2024 campaign where he threw for 3,335 yards and 27 touchdowns to only eight interceptions. In fact, he one of only six quarterbacks nationally to return this season after throwing for at least 3,000 yards and 20 touchdowns a year ago with eight or fewer interceptions.

MORTON AGAINST OTHER TOP QUARTERBACK RETURNERS (2024)

Name	SCHOOL	GP	Yards	TD	INT
Cade Klubnik	Clemson	14	3,639	36	6
Behren Morton	Texas Tech	12	3,335	27	8
Drew Allar	Penn State	16	3,327	24	8
John Mateer*	Oklahoma	12	3,139	29	7
Sawyer Robertson	Baylor	12	3,071	28	8
Maddux Madsen	Boise St.	14	3,018	23	6

\* transferred to Oklahoma from Washington State after 2024 season.

MORTON CHASING HISTORY

CAREER PASSING YARDS

Name (Years)	Yards
1. Graham Harrell (2005-08)	15,793
2. Kliff Kingsbury (1999-02)	12,429
3. Patrick Mahomes II (2014-16)	11,252
4. Seth Doege (2009-12)	8,646
5. Robert Hall (1990-93)	7,908
6. Taylor Potts (2007-10)	7,835
7. Behren Morton (2021-pres.)	7,132
8. Zebbie Lethridge (1994-97)	6,789
9. Billy Joe Tolliver (1985-88)	6,756
10. B.J. Symons (2000-03)	6,378

CAREER PASSING TOUCHDOWNS

Name (Years)	TDs
1. Graham Harrell (2005-08)	134
2. Kliff Kingsbury (1999-02)	95
3. Patrick Mahomes II (2014-16)	93
4. Seth Doege (2009-12)	69
5. Taylor Potts (2007-10)	62
6. Behren Morton (2021-pres.)	60
7. B.J. Symons (2000-03)	59
8. Robert Hall (1990-93)	48
9. Davis Webb (2013-15)	46
10. Zebbie Lethridge (1994-97)	42

CAREER PASSING ATTEMPTS LEADERS

Name (Years)	Att.
1. Graham Harrell (2005-08)	2,062
2. Kliff Kingsbury (1999-02)	1,883
3. Patrick Mahomes II (2014-16)	1,349
4. Seth Doege (2009-12)	1,187
5. Taylor Potts (2007-10)	1,106
6. Zebbie Lethridge (1994-97)	1,070
7. Behren Morton (2021-pres.)	1,012
8. Billy Joe Tolliver (1985-88)	1,008
9. Robert Hall (1990-93)	997
10. B.J. Symons (2000-03)	797

CAREER COMPLETION LEADERS

Name (Years)	Att.
1. Graham Harrell (2005-08)	1,403
2. Kliff Kingsbury (1999-02)	1,231
3. Patrick Mahomes II (2014-16)	857
4. Seth Doege (2009-12)	819
5. Taylor Potts (2007-10)	733
6. Behren Morton (2021-pres.)	631
7. B.J. Symons (2000-03)	554
8. Robert Hall (1990-93)	548
9. Zebbie Lethridge (1994-97)	519
10. Billy Joe Tolliver (1985-88)	493

CAREER 300-YARD PASSING GAMES

Name (Years)	Games
1. Graham Harrell (2006-08)	33
...	
7. Sonny Cumbie (2002-04)	10
Davis Webb (2013-15)	10
Robert Hall (1990-93)	10
10. Alan Bowman (2018-20)	9
11. Cody Hodges (2002-05)	8
Nic Shimonek (2015-17)	8
13. Jett Duffey (2017-19)	7
Behren Morton (2021-pres.)	7

OFFENSIVE NOTEBOOK

WINNING IS THE NAME OF THE GAME

- In the second episode of the Texas Tech documentary series "The Brand," Behren Morton details how he wants to be best remembered - a winner. Over the past two-plus seasons, Texas Tech is 17-4 in games Morton starts and does not depart due to injury, which includes an 11-3 mark during Big 12 play.
- Of the three losses against Big 12 opponents, the Red Raiders were locked in a one-possession game in two of them - versus Kansas State in 2023 and at TCU in 2024 - when Morton departed the game due to injury at halftime. The lone exception of Morton not leaving in a one-possession game came in the 2023 regular-season finale at Texas.
- Overall, Morton has helped lead the Red Raiders to 18 wins over his first 27 career starts, marking the most for a Texas Tech quarterback since Graham Harrell pushed the Red Raiders to a combined 28 victories in his three seasons as a starter from 2006-08. Harrell will be inducted later this season into the Texas Tech Ring of Honor as well as the National Football Foundation College Football Hall of Fame.
- Morton, who took over as QB1 in the fifth game of the 2023 season, has finished with at least a 60 percent completion percentage in all but three of those 18 wins and was above 70 percent in six different victories against Baylor (73.1), TCU (77.8) and Kansas (76.0) in 2023, versus ACU (71.4) and North Texas (79.0) in 2024 and against UAPB (80.0) in the opener.

MORTON OFF TO A STRONG START

- Behren Morton has combined to throw for 923 yards and 11 touchdowns to only one interception this season despite not playing a full game. In fact, Morton has combined to play only six-and-a-half quarters thus far as he departed the season opener versus Arkansas-Pine Bluff midway through the second quarter before leaving at halftime versus Kent State and then after the third quarter against Oregon State.
- Even with limited time, Morton enters this week with a share of the FBS lead with 11 touchdown passes this season as he threw for four scores against both Arkansas-Pine Bluff and Oregon State and three in the win over Kent State. Morton enters this week tied for the FBS lead for passing touchdowns alongside Arkansas quarterback Taylen Green.

FBS LEADERS FOR TOUCHDOWN PASSES THROUGH WEEK 3

Player (School)	Att.	Comp.	Yds.	TD	INT
1. Behren Morton (Texas Tech)	81	57	923	11	1
Taylen Green (Arkansas)	92	63	866	11	2
3. Sawyer Robertson (Baylor)	135	84	1,070	10	2
Maverick McIvor (WKU)	120	80	941	10	1

PICKING UP WHERE HE LEFT OFF...

- Behren Morton has picked up where he left off from a year ago, where he torched both Oklahoma State and West Virginia to close the regular season. Over his last five starts, Morton has thrown for 1,683 yards and 17 touchdowns to only three interceptions with the Red Raiders winning all five games by an average of 36.8 points. He has only thrown multiple interceptions three times in his last 21 starts overall.

BEHREN MORTON NUMBERS OVER HIS LAST FIVE STARTS

Opponent (Year)	Comp.	Att.	Pct.	Yds.	TD	INT
Oklahoma State (2024)	37	53	69.8	401	4	1
West Virginia (2024)	28	41	68.3	359	2	1
Ark.-Pine Bluff (2025)	16	20	80.0	201	4	0
Kent State (2025)	18	26	69.2	258	3	0
Oregon State (2025)	23	35	65.7	464	4	1
Totals	122	175	69.7	1,683	17	3

MORTON IN THE RECORD BOOK

- Behren Morton entered the season already ranked in the top 10 of several career categories in the Texas Tech record book, most notably for passing yards and touchdowns.
- Morton moved into seventh place all-time on the career passing yards chart with his career-high 486 passing yards last weekend versus Oregon State, passing both Zebbie Lethridge (1994-97) and Billy Joe Tolliver (1985-88) in the victory. Morton now has 7,132 passing yards over 36 games as a Red Raider as he now trails Taylor Potts (2007-10) by 703 yards for sixth in program history and Robert Hall (1990-93) by 776 yards for fifth.
- If Morton is able to build on his 2024 numbers this season, he would become only the fourth quarterback in Texas Tech history to throw for 10,000 yards in a career, potentially joining the likes of Graham Harrell (2005-08), Kliff Kingsbury (1999-02) and Patrick Mahomes II (2014-16). Morton will need another career year to do so, with at least 2,868 passing yards still needed to hit the 10,000-yard mark.
- With another strong season, however, Morton could end his Red Raider career ranked as high as fourth on Texas Tech's all-time passing chart. Seth Doege currently ranks fourth as he totaled 8,646 passing yards over his career after leading the Red Raider offense from 2009-12. His total is separated by 1,514 yards from Morton to this point.
- Morton has needed little time to find the end zone 11 times through the air this season as he now has 60 scoring tosses over his career. He enters this weekend needing two touchdown tosses to tie Potts for fifth and nine to match Doege for fourth place in program history.

THE OFFENSIVE STANDARD

Texas Tech has long been considered the offensive standard since the Red Raiders moved to a passing attack in 2000. In fact, the numbers don't lie when it pertains to the high-octane Red Raider offense. Below is where Texas Tech ranks nationally in several offensive categories since the start of the 2000 season:

TOTAL YARDS

Oklahoma	155,299
Texas Tech	153,047
Oregon	149,830
Boise State	147,284
Clemson	143,666

PASSING YARDS

Texas Tech	113,443
Hawaii	99,850
Oklahoma	92,524
Washington State	92,279
Southern California	89,815

TOTAL TOUCHDOWNS

Oklahoma	1,633
Boise State	1,591
Oregon	1,586
Texas Tech	1,478
Ohio State	1,477

PASSING TOUCHDOWNS

Texas Tech	892
Oklahoma	789
Hawaii	753
Southern California	744
Oregon	703

PASSING COMPLETION PERCENTAGE

Texas Tech	65.5
Boise State	64.3
Oklahoma	64.1
Southern California	64.1
Western Kentucky	63.6

300-YARD PASSING GAMES

Texas Tech	215
Hawaii	163
Washington State	145
Oklahoma	138
Houston	127

GAMES WITH AT LEAST 500 YARDS OF TOTAL OFFENSE

Texas Tech	137
Oklahoma	134
Oregon	125
Houston	100
Boise State	99

GAMES WITH AT LEAST 30 POINTS

Oklahoma	238
Boise State	232
Oregon	230
Alabama	207
Texas Tech	205

FINDING THE END ZONE

■ Behren Morton has now thrown for multiple touchdowns in seven-consecutive games dating back to his final four starts last season. It is tied for the longest streak in the country heading into this weekend with Duke's Darian Mensah and Baylor's Sawyer Robertson.

EXPERIENCED STARTER

■ Heading into the 2025 season, Behren Morton was one of 12 FBS quarterbacks who had made at least one start in three of the last three seasons (2022-2023-2024). Morton made his first career start as a redshirt freshman at Oklahoma State on Oct. 8, 2022, which was one of four starts that season before being sidelined after his fourth consecutive start in a row when he suffered an injury at TCU.

■ Morton is one of five quarterbacks nationally who have made starts for the same team over three or more consecutive seasons, joining the likes of Jalon Daniels (Kansas), Nicholas Vattiato (Middle Tennessee), Chubba Purdy (Nevada) and Cade Klubnik (Clemson).

CONSECUTIVE SEASONS WITH AT LEAST ONE START

Name	Seasons
1. Jalon Daniels, Kansas	*5 (24-23-22-21-20)
2. Nicholas Vattiato, Middle Tenn.	*4 (24-23-22-21)
Blake Shapen, Mississippi State	4 (24-23-22-21)
4. Drew Pyne, Bowling Green	3 (24-23-22)
Chandler Morris, Virginia	(24-23-22)
Behren Morton, Texas Tech	*3 (24-23-22)
Chubba Purdy, Nevada	*3 (24-23-22)
Gevani McCoy, Temple	3 (24-23-22)
E.J. Warner, Fresno State	3 (24-23-22)
Connor Weigman, Houston	3 (24-23-22)
Cade Klubnik, Clemson	*3 (24-23-22)
Robby Ashford, Wake Forest	3 (24-23-22)
* -all starts came at same school	

THE NATION'S TOP SCORING OFFENSE

■ Texas Tech enters this weekend as the nation's top scoring offense, as the Red Raiders are averaging an impressive 58.0 points per game through their first three games of the season. Texas Tech's 174 points are its third-highest total through three games in school history, trailing only the 199 points from 2005 and the 183 points the Red Raiders accumulated to start Patrick Mahomes II's final season in 2016.

■ Texas Tech has combined to score 123 of its 174 points in the first half alone this season as the Red Raiders are the only FBS team with 100 or more combined first-half points so far this season. Texas Tech is outscoring opponents 123-0 overall over the first 30 minutes.

■ This weekend's matchup will place two of the nation's top scoring offenses against each other as Utah enters the top-25 showdown ranked 13th in the FBS after 45.7 points a contest through three games. That average ranks second in the Big 12 only behind the Red Raiders.

FBS LEADERS IN SCORING OFFENSE

TEAM	GP	POINTS	PPG
1. Texas Tech	3	174	58.0
2. USC	3	165	55.0
3. Oregon	3	162	54.0
Florida State	2	108	54.0
Washington	2	108	54.0
6. Tennessee	3	158	52.7
7. Indiana	3	156	52.0
8. Missouri	3	155	51.7
9. Nebraska	3	147	49.0

BIG PLAY THREATS ALL AROUND

■ When Mack Leftwich took over as Texas Tech's offensive coordinator, he stated he wanted his version of the Air Raid offense to be more 50-50 in terms of play calls, focusing heavily on running the football and capitalizing on big plays in the passing games. Through three games, the Red Raiders have done just that as Texas Tech enters this week ranked 26th in the FBS for rushing offense at 219.0 yards per game on the ground and tied for third nationally for the most passing plays of 20 or more yards.

■ Texas Tech shares the FBS lead with 25 offensive plays already this season that have gone for at least 20 yards, which is easily the most in the Big 12. The Red Raiders, who have capitalized on 18 passing plays of 20 or more yards, are tied with USC for the national lead entering this weekend.

■ Behren Morton, despite not playing a full game all this season, has thrown for 17 of Texas Tech's explosive passing plays of 20 or more yards this season as he leads the Big 12 and ranks tied for third nationally. His most-popular target thus far has been Coy Eakin, who has moved the chains for 20 or more yards five times, which ranks second in the Big 12 and tied for 10th nationally entering this weekend.

FBS LEADERS FOR OFFENSIVE PLAYS OF 20+ YARDS

Team	Plays
1. Texas Tech	25
USC	25
3. Arkansas	24
Ole Miss	24
Syracuse	24
6. Indiana	22
Texas A&M	22

FBS LEADERS FOR PASSING PLAYS OF 20+ YARDS

Name (School)	Plays
1. Steve Angeli (Syracuse)	23
2. John Mateer (Oklahoma)	18
3. Behren Morton (Texas Tech)	17
Jayden Maiava (USC)	17
Darian Mensah (Duke)	17
6. Marcel Reed (Texas A&M)	15
Sawyer Robertson (Baylor)	15

REPLACING TECH'S ALL-TIME RUSHER

■ Texas Tech will have a significant void to fill at running back this season following the graduation of Tahj Brooks, who departed as the school's all-time leading rusher after back-to-back 1,500-yard rushing seasons. Brooks carried 286 times for 1,505 yards and 17 touchdowns a year ago to become the first Red Raider and only the third player in Big 12 history to rush for 1,500 yards twice in a career. He snapped the Texas Tech career rushing record previously set by Byron Hanspard, while finishing fourth all-time on the Big 12 rushing chart with 4,557 yards over 56 games played from 2020 to 2024.

■ In his place, Texas Tech will rely on the sophomore tandem of J'Koby Williams and Cameron Dickey after the two shared backup responsibilities for most of the 2024 season. Texas Tech was fortunate to experience life in a post-Tahj Brooks world after he sat out the AutoZone Liberty Bowl to close the 2024 season. Williams earned the start against Arkansas, rushing for a career-high 123 yards and a touchdown, while Dickey added 74 rushing yards on a similar 15 carries.

■ The duo has combined for 323 rushing yards and six touchdowns this season with Dickey carrying 37 times for 165 yards and four scores, while Williams has added 158 yards and two touchdowns on 28 carries of his own. Redshirt freshman Adam Hill currently leads the team on the ground as





he's entered in the second half each of the last three weeks, combining for 24 carries for 207 yards, including 127 yards in the win against Kent State.

■ Texas Tech enters Big 12 play averaging 219.0 rushing yards per game, which ranks 26th in the FBS through the first three weeks of the regular season. Texas Tech's rushing game has produced 23 carries of at least 10 yards thus far, which is tied for second with Utah in the Big 12 and tied for eighth in the FBS entering this weekend.

A WELCOME RETURN

■ Davion Carter announced an unexpected return on Jan. 3 thanks to the NCAA granting an extra year of eligibility to all student-athletes who previously competed at a non-NCAA school for one or more years. Carter, who previously attended Northwest Mississippi Community College from 2020-21, has surrendered only two sacks over 1,578 opportunities during his three-plus FBS seasons at Memphis and Texas Tech.

IT STARTS UP FRONT

■ Despite losing one of its stalwarts up front the past four seasons in Caleb Rogers (Raiders, 4th Round), the Red Raiders still entered 2025 with one of the most experienced offensive line units in the country with a combined 165 career starts.

■ Texas Tech entered the season with the fourth-most combined career starts in the FBS thanks in part to its four transfers on the front line in Will Jados (39), Hunter Zambrano (26), Howard Sampson (12) and Cash Cleveland (4), who had combined for 81 starts prior to arriving in Lubbock.

■ Texas Tech had four returning players who had starting experience entering this season in Davion Carter (35), Vinny Scuary (35), Sheridan Wilson (13) and Jacob Ponton (11), totaling 84 career starts between them.

■ Texas Tech's starting five for the first three games were Sampson (LT), Jados (LG), Wilson (C), Carter (RG) and Ponton (RT). That collection had 111 career combined games between them and 100 career starts entering the season. Ponton, a redshirt freshman, got his first career start last time Texas Tech played, which was versus Arkansas in the Liberty Bowl and has continued to impress.

PLENTY OF OPTIONS AT RECEIVER

■ The Red Raiders have proven to be among the deepest teams at wide receiver so far this season as Texas Tech leads the FBS with five players with at least 130 receiving yards this season in Coy Eakin (229), tight end Terrance Carter Jr. (194), Caleb Douglas (158), Reggie Virgil (135) and running back J'Koby Williams (150).

LEFTWICH TAKES OVER OC DUTIES

■ Texas Tech has a new offensive coordinator for the first time in Joey McGuire's tenure following the departure of Zach Kittley to accept the head coaching position at Florida Atlantic. In his place, McGuire landed Mack Leftwich, who had quickly developed into one of the fastest-rising offensive playcallers in college football following successful stints at both Incarnate Word and Texas State.

■ Leftwich arrived at Texas Tech following two seasons at Texas State where he developed one of the nation's top offenses as the Bobcats led the Sun Belt Conference and ranked in the top 15 nationally for total offense and scoring during the 2023-24 campaigns. Texas State's success offensively pushed the Bobcats to their first two bowl appearances in school history and 16 combined victories.

■ Leftwich inherited a Texas State offense that ranked 110th in the country for scoring at only 21.1 points per game prior to his arrival in 2022. He quickly changed that narrative, however, as Texas State used a balanced attack to average 36.7 points

■ Texas Tech is also the FBS leader with three players with at least three touchdowns thanks to the trio of Virgil (3), Eakin (3) and Carter Jr. (3). Only seven other FBS programs currently have two receivers with three or more touchdown grabs this season as well. The trio is tied for second in the Big 12 for receiving touchdowns entering this weekend, trailing only Baylor's Kobe Prentice (4) and Arizona State's Jordyn Tyson (4). They are also tied for 11th in the FBS, while Eakin is fourth in the Big 12 and 37th nationally with 245 receiving yards.

■ Texas Tech had three different players eclipse 100 yards receiving this past weekend versus Oregon State in Eakin (123), Williams (116) and Carter Jr. (102). It marked the first time Texas Tech boasted three 100-yard receivers in the same game since Jakeem Grant, Bradley Marquez and DeAndre Washington did so versus Baylor in 2014.

MCGUIRE ON FOURTH DOWNS

■ Much has been said about Joey McGuire's aggressive approach to fourth downs over his three full seasons. Even with an evolved approach last season, Texas Tech has been among the most active teams in the country in going for it on fourth down 122 times, which trails only Baylor for the most in the country since 2022.

■ It's not that the Red Raiders are so daring under McGuire that's impressive. It's the fact that it's proven to be successful, too. The Red Raiders are a combined plus-141 over his four seasons in the plus/minus scale, which is determined based on the result of Texas Tech's ongoing drive or points scored by an opponent on a failed attempt. Texas Tech ranks fourth in the Big 12 and tied 21st nationally with a 59.8 fourth-down percentage (73-of-122) since 2022.

■ In total, the Red Raiders have gone for it on fourth down at least five times in 10 different games under McGuire. Texas Tech has attempted at least one fourth down conversion in all but four games under McGuire with three of those in 2024.

RED RAIDERS ON FOURTH DOWN ATTEMPTS IN 2025					
Game	4th Downs	Pts. Gained	Pts. Lost	+/-	
Ark-Pine Bluff	1-1	7	0	+7	
Kent State	1-2	7	0	+7	
Oregon State	0-1	0	0	0	
Totals	2-4	14	0	+14	
2022 Totals	33-52	129	51	+78	
2023 Totals	24-37	61	23	+38	
2024 Totals	14-29	77	66	+11	
McGuire totals	73-122	281	140	+141	



per game in 2023 and then 36.5 points in 2024, easily its highest two single-season averages since the Bobcats joined the FBS level in 2012.

■ Leftwich coached the quarterback position in each of his five seasons at Incarnate Word, helping identify three of the best in program history in Jon Copeland (2018-19), Cameron Ward (2020-21) and Lindsey Scott Jr. (2022). Ward, the No. 1 pick in the 2025 NFL Draft after finishing his career at Miami, combined for 6,908 passing yards and 71 touchdowns during his two seasons, which remain the most in school history.

RED RAIDERS IN THE NFL



NAME (YEARS AT TECH)	NFL TEAM
Dadrion Taylor-Demerson, S (2019-23)	Arizona Cardinals
Broderick Washington Jr., DL (2016-19)	Baltimore Ravens
Tahj Brooks, RB (2020-24)	Cincinnati Bengals
Bralyn Lux, DB (2023-24)*	Cincinnati Bengals
Terence Steele, OL (2016-19)	Dallas Cowboys
Josh Kelly, WR (2024)*	Houston Texans
Erik Ezukanma, WR (2019-21)*	Jacksonville Jaguars
Patrick Mahomes II, QB (2014-16)	Kansas City Chiefs
Caleb Rogers, DL (2020-24)	Las Vegas Raiders
Tyree Wilson, DE (2021-22)	Las Vegas Raiders
Jordyn Brooks, LB (2016-19)	Miami Dolphins
Jalin Conyers, TE (2024)*	Miami Dolphins
Austin McNamara, P (2020-23)	New York Jets
Tyler Owens, DB (2022-23)	Washington Commanders

\* practice squad player | \* injured reserve

MCGUIRE ERA DRAFT PICKS

■ Five Red Raiders have heard their names called during the NFL Draft during Joey McGuire's tenure (2022-pres.). Most recently, the Las Vegas Raiders drafted offensive lineman Caleb Rogers in the third round (98th overall) in the 2025 Draft, and in the sixth round, the Cincinnati Bengals selected the Red Raiders' all-time leading rusher, Tahj Brooks. Defensive back Dadrion Taylor-Demerson went in the fourth round in 2024, followed by rush end Myles Cole going in the seventh round to Jacksonville. During Tech's first spring offseason under McGuire, the Red Raiders had only one draft pick, but it came quickly, as the Raiders made Tyree Wilson the highest-drafted defensive player in school history at No. 7 overall.

THREE-TIME SUPER BOWL CHAMPION

■ Patrick Mahomes II became the first Red Raider in school history to win three career Super Bowls after he helped lead the Kansas City Chiefs to a 25-22 overtime victory over the San Francisco 49ers in Super Bowl LVIII in 2024. It was the second-straight Super Bowl title for the Chiefs and their third in five years. Mahomes guided Kansas City to its third consecutive Super Bowl appearance last season but was denied a threepeat by the Philadelphia Eagles.

■ With his first Super Bowl win (2020) over the San Francisco 49ers, Mahomes was named Super Bowl MVP at only 24 years of age, making him the youngest player in NFL history to earn Super Bowl MVP honors.

FIRST ROUND DRAFT PICKS

■ Texas Tech currently has three first-round NFL Draft picks active heading into the 2025 NFL season. In addition to Patrick Mahomes II being the 10th overall pick by the Kansas City Chiefs in 2017, and while maybe not known for its defense in recent years, the two others include linebacker Jordyn Brooks and defensive end Tyree Wilson.

■ The Miami Dolphins selected Jordyn Brooks 27th overall in the 2020 draft and has since moved on to the Miami Dolphins. Meanwhile, Tyree Wilson was the seventh overall selection in the 2023 draft, making him the highest-drafted defensive player in program history.

TEXAS TECH QUICK FACTS

TEXAS TECH UNIVERSITY	
Location	Lubbock, Texas
Founded	1923
Enrollment	42,272
Chancellor	Dr. Tedd Mitchell
President	Dr. Lawrence Schovanec
Director of Athletics	Kirby Hocutt
Faculty Athletics Representative	Brian Shannon
NCAA Affiliation	Division I
Athletics Conference	Big 12 (Charter Member)
Nickname	Red Raiders
Official Mascot	Masked Rider (horse and rider)
Unofficial Mascot	Raider Red (cartoon figure)
Colors	Scarlet (PMS 485c) & Black (Process Black)
Band	Goin' Band From Raiderland (400 members)

TEAM HISTORY

First Year of Football	1925
Conference Championships	11
Bowl Appearances/Record	42 (17-24-1)
8+ win seasons (most recent)	28 (2024, 8-5)
9+ win seasons (most recent)	14 (2009, 9-4)
10+ win seasons (most recent)	6 (2008, 11-2)
Most wins in single season	11 (1953, 1973, 2008)

STADIUM INFORMATION

Stadium (Capacity)	Jones AT&T Stadium (60,229)
Stadium Luxury Suites	102
Stadium Club Seats	1,644
Stadium Surface	Hellas Matrix Helix (installed 2023)

TEAM CAREER MILESTONES

Below is a listing of Red Raiders approaching various career statistical milestones entering this weekend.

NAME	MILESTONE	CURRENT TOTAL
Roy Alexander	2,500 career receiving yards	2,453
David Bailey	30.0 career tackles for loss	25.0
David Bailey	20.0 career sacks	17.0
Terrance Carter Jr.	100 career receptions	86
Caleb Douglas	1,500 career receiving yards	1,343
Caleb Douglas	100 career receptions	88
Caleb Douglas	15 career touchdown receptions	10
Coy Eakin	1,500 career receiving yards	1,297
Coy Eakin	100 career receptions	96
Coy Eakin	20 career touchdown receptions	12
Romello Height	20.0 career tackles for loss	18.0
Romello Height	10.0 career sacks	9.0
Anthony Holmes Jr.	20.0 career tackles for loss	15.5
Lee Hunter	25.0 career tackles for loss	22.5
A.J. McCarty	10 career tackles for loss	8.5
Behren Morton	70 career touchdown passes	60
Behren Morton	8,000 career passing yards	7,132
Ben Roberts	250 career tackles	204
Jacob Rodriguez	250 career tackles	206
Jacob Rodriguez	20.0 career tackles for loss	16.0
Reggie Virgil	1,500 career receiving yards	1,013
Cole Wisniewski	10 career interceptions	8
Cole Wisniewski	250 career tackles	206

JACOB RODRIGUEZ, THE TAKEAWAY KING

Jacob Rodriguez returns as one of the nation's top linebackers this season after earning All-Big 12 first team honors a year ago. Rodriguez, the Big 12 Preseason Defensive Player of the Year, was among the top tacklers in college football last season and ranks among the best in creating takeaways, especially at opportune times for the Red Raiders. Over his career, Rodriguez has had his hand in 11 takeaways, including seven last season alone. The Red Raiders are 7-1 in games Rodriguez creates a takeaway with the one loss coming in the 2023 season opener where he departed with a significant injury on the same play he forced and recovered a fumble.

JACOB RODRIGUEZ CAREER TAKEAWAYS

Game (Year)	Play	Score	Time	Result
West Virginia (2022)	Forced Fumble	31-10	3rd, 2:00	W, 48-10
Wyoming (2023)*	Forced Fumble/Rec.	14-0	1st, 5:12	L, 33-35
Cal (2023)	Forced Fumble	31-14	4th, 9:47	W, 34-14
Cal (2023)	Interception	31-14	4th, 8:14	W, 34-14
Abi. Christian (2024)	Forced Fumble	7-0	1st, 8:42	W, 52-51
Cincinnati (2024)	Fumble Recovery	24-24	3rd, 14:19	W, 44-41
Arizona (2024)	PBU to Interception	7-3	2nd, 2:51	W, 28-22
Arizona (2024)	Forced Fumble	21-19	4th, 2:12	W, 28-22
Iowa State (2024)	Forced Fumble	10-13	3rd, 9:02	W, 23-22
Oklahoma St. (2024)	Fumble Recovery	49-42	4th, 4:45	W, 56-48
Oklahoma St. (2024)	Interception	56-48	4th, 0:07	W, 56-48

\* departed the game with an injury immediately following the takeaway

DEFENSIVE NOTEBOOK

RODRIGUEZ NOT ALONE IN TAKEAWAYS

- For as good as Jacob Rodriguez has been in creating takeaways throughout his career, he's not alone on the Red Raider roster. Between not only Rodriguez but also fellow inside linebacker Ben Roberts and new outside linebacker David Bailey, Texas Tech has three of the Big 12's active leaders in career forced fumbles as the trio has combined for 19 entering this weekend. Texas Tech is the only one with three players with five or more career forced fumbles.
- Bailey and Rodriguez both rank tied for second among active FBS players with seven forced fumbles over their respective careers, trailing only Buffalo's Red Murdock with 11 overall. Ben Roberts, meanwhile, ranks in a tie for 19th overall with five in his career. In addition, Bailey and Rodriguez lead all Big 12 active players in career forced fumbles.

NCAA FBS LEADERS IN CAREER FORCED FUMBLES

Name (School)	FF
1. Red Murdock (Buffalo)	11
2. David Bailey (Texas Tech)	7
Jacob Rodriguez (Texas Tech)	7
Mikail Kamara (Indiana)	7
Harold Perkins Jr. (LSU)	7
Emmanuel McNeil-Warren (Toledo)	7
Anthony Hill Jr. (Texas)	7
Key Lawrence (UCLA)	7
9. 10 Others	6
19. Ben Roberts (Texas Tech)	5
Several others	5

NOT THE ONLY "TOUGH" RODRIGUEZ

- Jacob Rodriguez considers himself a tough guy. It makes sense knowing he's one of the few players in America who could go from a college quarterback to an All-Big 12 linebacker in only a matter of years. Rodriguez will tell you he's not the toughest member of his family, though. That honor belongs to his wife, Emma, who is an active-duty helicopter pilot in the U.S. Army. The couple was married in July 2023 in a surprise ceremony (to some) in Houston, beginning a great journey in different parts of the country with Jacob in Lubbock and Emma at Fort Riley in Junction City, Kan.



ROBERTS OFF TO GREAT START

- Ben Roberts heads into this weekend with 204 tackles already in his career and is yet still a junior. Roberts still has a long way to reach the Texas Tech career list, but the successful start has put the thought in reach over the next two seasons as he is more than halfway to reaching Ryan Aycock for 10th all-time in program history. Aycock, a member of this year's Texas Tech Hall of Fame class, compiled 338 tackles as a Red Raider safety from 2000-03.
- Roberts recorded the most tackles in a season by a Red Raider freshman dating back to 1980, two years ago, after totaling 107 stops as only a redshirt freshman. Roberts, who followed with 83 tackles as a sophomore in 2024, joined Donald Harris as the only other Texas Tech freshman to reach the 100-tackle mark after finishing with 104 stops in 1987. He also joined current Miami Dolphins linebacker Jordyn Brooks (2016) as the only Red Raider freshman to lead the team in tackles since 1996.
- Roberts compiled 190 tackles over the 2023-24 seasons, which ranked third among Big 12 players over that span, trailing only Baylor's Matt Jones (195) and Iowa State's Beau Freyler (191). Roberts is the only player out of that trio to return this season.
- Roberts was one of two underclassmen to record at least 190 tackles the past two seasons, joining Dillon Thieneman who combined for 210 stops at Purdue. He is one of seven players to return this season after combining for 190 tackles or more the past two seasons.

BIG 12 TACKLES LEADERS DURING 2023-24 SEASONS

Name (School)	Tackles
1. Matt Jones (Baylor)	195
2. Beau Freyler (Iowa State)	191
3. Ben Roberts (Texas Tech)*	190

\* designates players who return for the 2025 season

BIG IMPROVEMENTS IN RUSH DEFENSE

- Texas Tech enters this weekend ranked second in the FBS for rushing defense as the Red Raiders have given up only 41.3 yards per game this season on the ground. That is a steady improvement from a year ago when Texas Tech surrendered 152.1 rushing yards per game.





GETTING TO THE QUARTERBACK

- One of Texas Tech's biggest weaknesses defensively a year ago was its ability to get to the quarterback. The Red Raiders have already proven to be much-improved in that area with the addition of not only David Bailey but also fellow outside linebacker Romello Height and defensive tackles Lee Hunter, A.J. Holmes Jr., and Skyler Gill-Howard. Texas Tech enters this weekend ranked 16th in the FBS with nine sacks this season and is the third-highest pass-rushing team in the country, according to Pro Football Focus, which has the Red Raiders at a 90.1 grade. Texas Tech boasts PFF's highest overall defensive grade as a team through three weeks at 93.2.
- The edge-rushing duo of Bailey and Height has more than paid dividends for the Red Raiders thus far as they have combined for 5.0 sacks and 30 pressures through three games alone. They are two of the highest-rated players already on Pro Football Focus with Height ranking tied for third among edge rushers with at least 80 snaps with a 93.8 overall grade, while Bailey is 10th with an 89.1 grade.
- All five of Texas Tech's transfer additions arrived with at least 40 career pressures, according to Pro Football Focus, giving Texas Tech nine players on its roster with at least 20 in their career when you incorporate returners such as Jacob Rodriguez, Ben Roberts, Charles Esters III and E'Maurion Banks.

TEXAS TECH CAREER PRESSURES (PER PFF)

Name	2025	Career
1. David Bailey	16	107
2. Romello Height	14	83
3. Lee Hunter	4	59
4. A.J. Holmes Jr.	4	56
5. Skyler Gill-Howard	6	48
6. Jacob Rodriguez	1	34
7. Ben Roberts	1	31
8. Charles Esters III	1	22
9. E'Maurion Banks	0	20

STRENGTH IN THE MIDDLE

- The middle of Texas Tech's defensive line received a significant boost with the signing of Lee Hunter, Skyler Gill-Howard and A.J. Holmes Jr. this offseason. That trio arrived in Lubbock with 276 combined career tackles, including 47.0 for a loss and 15.5 sacks, forming one of the top interior defensive line units, possibly in college football.

WOOD EXPERIENCED IN TURNING AROUND DEFENSES

- Shiel Wood entered his first season as Texas Tech's defensive coordinator and inside linebackers coach, bringing a reputation of immediately improving defenses from stops at Army (2021), Troy (2022), Tulane (2023) and Houston (2024).
- Wood's defenses have ranked inside the top 35 for total defense in all four seasons since he was first named co-defensive coordinator at Army in 2021. Opposing offenses have averaged less than 23.0 points per game against Wood's defenses since his promotion to play-caller at Army in 2021.
- Wood has built a reputation for immediately improving defenses, particularly through turnovers. Both his defenses at Troy and Tulane ranked in the top 10 nationally for takeaways as his defenses are averaging 22.3 takeaways per season over the past four years. His defenses have increased their takeaway total from the previous year in each of his last three stops as a defensive coordinator.
- Wood will look for a similar turnaround in his first season after inheriting a Red Raider defense that surrendered 34.8 points per game a year ago. Since taking over the Army defense in 2021, Wood has never had a defense give up more than 22.9 points per game in a season. Texas Tech, meanwhile, has not allowed less than 25.0 points per game since 2009.

- Hunter was a two-time All-Big 12 selection during his time at UCF after earning honorable mention accolades in 2023 and then second team honors in 2024. He combined for 131 tackles, 21.5 tackles for loss and 5.0 sacks with the Knights, all while recording 55 pressures by Pro Football Focus. He ranks second among returning Power Conference interior defensive linemen with 49 total pressures the past two seasons combined.
- Gill-Howard ranked 11th by PFF among defensive tackles nationally a year ago after receiving an 83.8 overall grade a year ago. He was the publication's highest graded defensive tackle to enter the transfer portal this offseason. He is already one of the highest-rated players this season as he leads all FBS interior defensive tackles with a 91.7 overall grade by Pro Football Focus followed by Jayden Cofield in 10th at 84.9 overall and Hunter in 14th at 83.3 overall.
- Holmes, meanwhile, signed with the Red Raiders following one year with new defensive coordinator Shiel Wood at Houston where he started all 12 games with 40 tackles and 8.5 tackles for loss.
- Texas Tech's front is as impressive as the Red Raiders have boasted in recent years, with PFF's Max Chadwick ranking the defensive line third nationally entering the 2025 season behind only Clemson and Alabama.

A FIRST ROUND TALENT

- Texas Tech made splash after splash across college football this offseason with the signing of the top transfer portal class in the country. The loudest splash, however, came in early April with the signing of outside linebacker David Bailey, who committed to join the Red Raiders after three seasons at Stanford.
- Bailey is the highest-rated returning edge player in college football after he received a 90.9 overall grade by Pro Football Focus for the 2024 season. Bailey was the sixth-highest graded edge player in the country this past season as he ranked slightly behind Penn State's Abdul Carter, who was selected third overall this past spring in the NFL Draft.
- Bailey, himself, is projected to be a potential first round pick as ESPN's Jordan Reid forecasted him to go No. 28 overall in his May mock draft. Texas Tech has sent two outside linebackers to the league already under Joey McGuire and outside linebackers coach C.J. Ah You as Tyree Wilson was picked No. 7 overall in 2023, while Myles Cole was selected in the seventh round a year later.



POINTS PER GAME IMPROVEMENTS

SCHOOL (YEAR)	YEAR PRIOR	WITH WOOD
Troy (2022)	26.1 (64)	17.1 (8)
Tulane (2023)	22.2 (32)	20.5 (23)
Houston (2024)	31.5 (105)	22.9 (40)
Texas Tech (2025)	34.8 (121)	11.7 (22)

TOTAL TAKEAWAYS IMPROVEMENTS

SCHOOL (YEAR)	YEAR PRIOR	WITH WOOD
Troy (2022)	24 (15)	27 (8)
Tulane (2023)	20 (T-44)	27 (3)
Houston (2024)	14 (103)	19 (54)
Texas Tech (2025)	22 (27)	5 (26)

National ranking designated in parenthesis

NUMBERS TO KNOW

0

Texas Tech has not allowed a single point this season through the first three quarters, primarily when its starters have been on the field.

2

Texas Tech has only surrendered two sacks so far this season, which ranks tied for 16th in the FBS. Both sacks came last weekend in the win over Oregon State.

3

Texas Tech is the only team in the country with at least three receivers who have caught three or more touchdowns this season in Coy Eakin, Reggie Virgil and Terrance Carter Jr.

3

Texas Tech shares the FBS lead with three blocked kicks - all via punts - so far this season as the Red Raiders have 12 in total under head coach Joey McGuire.

4

Jack Burgess has been called on to punt only four times this season, but when he does, the result has been good as the Red Raiders rank seventh in the FBS for net punting (46.5).

7

Behren Morton has thrown for multiple touchdown passes in each of his last seven games, which is tied for the longest active streak in the FBS.

14.7

Texas Tech's explosive offense has resulted in 14.76 yards per completion so far this season, which ranks ninth in the FBS and is up from 11.5 from a year ago.

24

Texas Tech led all FBS programs prior to the season with 24 Red Raiders named to the East-West Shrine Bowl 1,000 watch list, featuring 12 players on both sides of the ball.

25

Texas Tech enters this weekend with a share of the FBS high with 25 offensive players who have gone 20 or more yards, including 18 through the air.

41.3

Texas Tech is giving up only 41.3 rushing yards per game so far this season, which ranks tied for second in the FBS behind only BYU entering this weekend.

74

Pro Football Focus has credited Texas Tech with 74 total pressures created through the first two games with 30 of those coming from David Bailey and Romello Height combined.

93.8

Romello Height ranks tied for third among all FBS defensive players with at least 80 snaps this season with a 93.8 overall grade by Pro Football Focus entering this weekend.

139

Texas Tech has outscored opponents by 139 points so far this season, the highest point differential in the country entering the Utah game.

174

Texas Tech leads the FBS in scoring offense with 174 points this season (58.0 per game), which marks its third-highest total through three games in school history.

COME-FROM-BEHIND WINS

The victory over Cincinnati at home on Sept. 28 marked the 27th time since 2000, and fourth time under Joey McGuire, that the Red Raiders overcame a double-digit deficit to win. Below is a listing of Tech's come-from-behind wins during that span:

DATE	OPPONENT	DEFICIT	RESULT
Dec. 29, 2006	vs. Minnesota*	31	W, 44-41 (OT)
Sept. 25, 2004	Kansas	25	W, 31-30
Sept. 18, 2004	TCU	21	W, 70-35
Oct. 1, 2011	at Kansas	20	W, 45-34
Nov. 26, 2022	Oklahoma	18	W, 51-48 (OT)
Oct. 5, 2002	at #23 Texas A&M	18	W, 48-47 (OT)
Nov. 18, 2006	Oklahoma State	17	W, 30-24
Nov. 18, 2023	UCF	14	W, 24-23
Sept. 24, 2022	#22 Texas	14	W, 37-34 (OT)
Sept. 4, 2021	vs. Houston	14	W, 38-21
Nov. 14, 2020	Baylor	14	W, 24-23
Sept. 24, 2011	Nevada	14	W, 35-34
Nov. 6, 2010	at #14 Missouri	14	W, 27-17
Nov. 29, 2008	Baylor	14	W, 35-28
Jan. 1, 2008	vs. Virginia	14	W, 31-28
Sept. 8, 2007	UTEP	14	W, 45-31
Nov. 1, 2003	Colorado	14	W, 26-21
Nov. 16, 2002	#3 Texas	14	W, 42-38
Oct. 19, 2013	at West Virginia	11	W, 37-27
Sept. 28, 2024	Cincinnati	11	W, 44-41
Nov. 24, 2017	at Texas	10	W, 27-23
Nov. 22, 2014	at Iowa State	10	W, 34-31
Oct. 5, 2013	at Kansas	10	W, 54-16
Oct. 20, 2012	at #21 TCU	10	W, 56-56 (3OT)
Sept. 3, 2011	Texas State	10	W, 50-10
Oct. 23, 2010	at Colorado	10	W, 27-24
Nov. 21, 2009	vs. Baylor	10	W, 20-13

\* indicates largest come-from-behind win in FBS bowl history.

**BOLD** indicates a Joey McGuire-led team

ALL-TIME OVERTIME GAMES

Texas Tech is 10-8 all-time in overtime games since the NCAA began allowing games to go past regulation in 1996. Below is a listing of Texas Tech's all-time results in overtime:

DATE	OPPONENT	RESULT
Aug. 31, 2024	Abilene Christian	W, 52-51 (OT)
Sept. 2, 2023	at Wyoming	L, 33-35 (2OT)
Nov. 26, 2022	Oklahoma	W, 51-48 (OT)
Sept. 24, 2022	#22 Texas	W, 37-34 (OT)
Sept. 10, 2022	#25 Houston	W, 33-30 (2OT)
Sept. 26, 2020	#8 Texas	L, 56-63 (OT)
Oct. 12, 2019	at #22 Baylor	L, 30-33 (2OT)
Nov. 4, 2017	Kansas State	L, 35-42 (OT)
Oct. 29, 2016	at TCU	W, 27-24 (2OT)
Nov. 24, 2012	vs. Baylor	L, 45-52 (OT)
Nov. 10, 2012	Kansas	W, 41-34 (2OT)
Oct. 20, 2012	at #21 TCU	W, 56-53 (3OT)
Oct. 11, 2008	Nebraska	W, 37-31 (OT)
Dec. 29, 2006	vs. Minnesota	W, 44-41 (OT)
Sept. 9, 2006	at UTEP	W, 38-35 (OT)
Nov. 13, 2004	at #22 Texas A&M	L, 25-32 (OT)
Oct. 5, 2002	at #23 Texas A&M	W, 48-47 (OT)
Sept. 21, 2002	#16 N.C. State	L, 48-51 (OT)
Oct. 6, 2001	Kansas	L, 31-34 (2OT)



SPECIAL TEAMS NOTEBOOK

KP KNOWS KICKERS

■ Texas Tech entered the 2025 season similar to a year ago when special teams coordinator Kenny Perry was splitting kicking duties between returning starter Gino Garcia and fellow senior Reese Burkhardt. The experiment resulted in Texas Tech ranking among the nation's leaders in field goal percentage after connecting on 22-of-24 team field goal attempts.

■ Texas Tech's 91.7 field goal percentage a year ago trailed only West Virginia's 92.9 field goal percentage in the Big 12, but the Mountaineers attempted 10 less field goals (13-of-14) during the year.

■ The procedure the Red Raiders followed to start the 2024 season has returned through three weeks with a back-and-forth exchange between transfer Upton Bellenfant and returning junior Stone Harrington after the two were hard to separate during preseason camp. Bellenfant arrived at Texas Tech this offseason after finding the uprights on 18-of-21 field goal attempts in 2024 at Buffalo, where he was an All-MAC third team honoree. Harrington, meanwhile, was Texas Tech's backup kickoff specialist and made his first career attempt in the season opener versus Arkansas-Pine Bluff.

■ Needless to say, Perry knows the right buttons to push at the kicker position. In fact, his kickers have made 80.7 percent of their field goal attempts since he became a quality control analyst at SMU in 2020. He was promoted to special teams coordinator at SMU in 2021 before joining Joey McGuire's charter staff at Texas Tech a year later, where he has already developed two of the top kickers in program history in Garcia and Trey Wolff.

FIELD GOAL KICKERS UNDER KENNY PERRY SINCE 2020

Year	School	FGM/FGA	Pct.
2020	SMU	17/21	80.95
2021	SMU	12/17	70.59
2022	Texas Tech	21/26	80.77
2023	Texas Tech	16/22	72.73
2024	Texas Tech	22/24	91.67
2025	Texas Tech	5/5	100.0
Tech total	--	64/77	83.1
Overall	--	93/115	80.9

BURGESS LONE STARTER TO RETURN

■ Jack Burgess was the lone starting specialist to return this season following the departure of both place kickers, Gino Garcia and Reese Burkhardt, and four-year long snapper Jackson Knotts. The senior punter averaged 42.2 yards per punt over 47 attempts a year ago, with 23 of those going for fair catches and 19 being downed inside the 20-yard line.

■ Burgess ended his first season as a Red Raider with a 76.2 overall grade from Pro Football Focus, which ranked 21st nationally. The publication credited him with a 4.06 hangtime

for the season, which was tied for 17th in the FBS.

■ Burgess was singled out by head coach Joey McGuire during a preseason press conference, praising him for his offseason work and a notable 5-yard distance improvement he's observed. He's been called on to punt only four through the first three weeks of the season, as he's averaging 46.5 yards per attempt with two that have been downed inside the 20. Texas Tech enters this weekend as the Big 12 leader and ranked seventh in the FBS for net punting (46.5) as opponents have yet to return a single punt from Burgess.

SWAT PATROL

■ Texas Tech has blocked 12 kicks in the three-plus seasons under Joey McGuire and special teams coordinator Kenny Perry, which leads the Big 12 Conference since 2022 and ranks fifth nationally.

■ The Red Raiders got their hands on another blocked kick in the season opener versus UAPB as Mikal Harrison-Pilot knocked down the second punt of the game to give Texas Tech the ball just outside the red zone and set up a 21-yard scoring strike from Behren Morton to Terrance Carter for a 14-0 lead.

■ A.J. McCarty got his hands on two punts against Kent State, marking the first time a Big 12 player had blocked a pair of kicks since Oklahoma State's Korie Black did so in its 2023 season opener against Central Arkansas. The performance alone marked the first time Texas Tech had blocked multiple kicks in the same game as a team since the Red Raiders traveled to New Mexico in 2010.

■ E'Maurion Banks has been one of the Red Raiders' biggest disrupters on those lines, charging the opposing kicker. Banks has recorded one block in each of the past two seasons against UCF in 2023 and then against Arizona State a year ago. Both blocks came in pivotal moments in the second half of the two victories.

NCAA LEADERS IN BLOCKED KICKS SINCE 2022

School	Blocked Kicks
1. Notre Dame	17
2. Georgia Tech	15
3. South Carolina, Rutgers	13
5. Texas Tech	12
6. Bowling Green, Miami (OH), Old Dominion	11
9. Central Michigan, Nebraska	10
11. Eight teams tied	9

SPECIAL TEAMS NOTABLE

■ Texas Tech was one of five Big 12 teams that were 100.0 percent on PATs a year ago, joining BYU, Colorado, Utah and West Virginia. In fact, Texas Tech had not missed an extra point attempt since Nov. 26, 2022, against Oklahoma until missing one in the opener against Arkansas-Pine Bluff.





INDIVIDUAL HONORS



<b>DAVID BAILEY, #31, OLB, SENIOR</b>
Preseason All-Big 12 Football Team
Panini Senior Bowl Top 300
Lombardi Award Watch List
Bednarik Award Watch List
PFF Preseason All-Big 12 Team
Bruce Feldman's College Football Freaks List (No. 43)
Shrine Bowl 1000
Preseason DCTF All-Texas College second team
Preseason Phil Steele All-Big 12 first team
Preseason Athlon All-Big 12 first team
Lott IMPACT Trophy Watch List
<b>DONTAE BALFOUR, #20, DB, SENIOR</b>
Shrine Bowl 1000
<b>UPTON BELLENFANT, #27, K, JUNIOR</b>
Lou Groza Award Watch List
Preseason Athlon All-Big 12 fourth team
<b>AMIER BOYD, #27, DB, JUNIOR</b>
Shrine Bowl 1000
<b>TERRANCE CARTER #7, JR., TE, JUNIOR</b>
Shrine Bowl 1000
Preseason Athlon All-Big 12 fourth team
<b>DAVION CARTER, #56, OL, SUPER SENIOR</b>
Bruce Feldman's College Football Freaks List (No. 88)
Shrine Bowl 1000
Preseason Phil Steele All-Big 12 second team
Preseason Athlon All-Big 12 third team
<b>CALEB DOUGLAS, #5, WR, SENIOR</b>
Earl Campbell Tyler Rose Award Watch List
Panini Senior Bowl Top 300
Biletnikoff Award Watch List
Shrine Bowl 1000
Preseason DCTF All-Texas College first team
Preseason DCTF Best Wide Receiver in Texas
Preseason Phil Steele Big 12 second team
Preseason Athlon Big 12 second team
<b>COY EAKIN, #3, WR, JUNIOR</b>
Earl Campbell Tyler Rose Award Watch List
Shrine Bowl 1000
Preseason DCTF All-Texas College second team

<b>CHARLES ESTERS III, #11, OLB, SENIOR</b>
Shrine Bowl 1000
<b>SKYLER GILL-HOWARD, #0, DL, SENIOR</b>
Big 12 Defensive Player of the Week (Sept. 8)
Shrine Bowl 1000
Preseason Phil Steele All-Big 12 third team
<b>ROMELLO HEIGHT, #9, OLB, SENIOR</b>
Panini Senior Bowl Top 300
Shrine Bowl 1000
<b>A.J. HOLMES JR., #33, DL, JUNIOR</b>
Shrine Bowl 1000
<b>LEE HUNTER, #2, DL, SENIOR</b>
Preseason All-Big 12 Football Team
Panini Senior Bowl Top 300
Bednarik Award Watch List
PFF Preseason All-Big 12 Team
Bronko Nagurski Trophy Watch List
Outland Trophy Watch List
Shrine Bowl 1000
Preseason DCTF All-Texas College first team
Preseason Phil Steele All-America fourth team
Preseason Phil Steele All-Big 12 first team
Preseason Athlon All-Big 12 first team
<b>WILL JADOS, #76, OL, SENIOR</b>
Shrine Bowl 1000
<b>QUINTEN JOYNER, #0, RB, SOPHOMORE</b>
Doak Walker Award Watch List
Shrine Bowl 1000
Preseason Phil Steele All-Big 12 third team
Preseason Athlon All-Big 12 third team
<b>JOHNCARLOS MILLER II, #9, TE, SENIOR</b>
Shrine Bowl 1000

<b>BEHREN MORTON, #2, QB, SENIOR</b>
Davey O'Brien Great 8: Week 3 Performance (Sept. 15)
Earl Campbell Tyler Rose Award Watch List
Panini Senior Bowl Top 300
Johnny Unitas Golden Arm Award Watch List
Manning Award Watch List
Davey O'Brien Watch List
Wuerffel Trophy Watch List
Maxwell Award Watch List
Shrine Bowl 1000
Allstate AFCA Good Works Team Nominee
<b>BRICE POLLOCK, #14, DB, JUNIOR</b>
Big 12 Defensive Player of the Week (Sept. 15)
Shrine Bowl 1000
Preseason Phil Steele All-Big 12 second team
Preseason Athlon All-Big 12 second team
<b>BEN ROBERTS, #13, LB, JUNIOR</b>
Shrine Bowl 1000
<b>JACOB RODRIGUEZ, #10, LB, SENIOR</b>
Big 12 Preseason Defensive Player of the Year
Preseason All-Big 12 Football Team
Lombardi Award Watch List
Bednarik Award Watch List
Butkus Award Watch List
Bronko Nagurski Trophy Watch List
Shrine Bowl 1000
Preseason DCTF All-Texas College first team
Preseason Phil Steele All-America second team
Preseason Phil Steele All-Big 12 first team
Preseason Athlon All-America fourth team
Preseason Athlon All-Big 12 first team
<b>HOWARD SAMPSON, #79, OL, JUNIOR</b>
Bruce Feldman's College Football Freaks List (No. 80)
Shrine Bowl 1000
Preseason DCTF All-Texas College first team
Preseason Phil Steele All-Big 12 first team
Preseason Athlon All-Big 12 second team
<b>REGGIE VIRGIL, #1, WR, SENIOR</b>
Panini Senior Bowl Top 300
Biletnikoff Award Watch List
Shrine Bowl 1000
Preseason Phil Steele All-Big 12 third team
Preseason Athlon All-Big 12 third team
<b>J'KOBY WILLIAMS, #20, RB, SOPHOMORE</b>
Preseason Phil Steele All-Big 12 fourth team
Preseason Athlon All-Big 12 third team
<b>SHERIDAN WILSON, #76, OL, JUNIOR</b>
Rimington Trophy Watch List
Shrine Bowl 1000
<b>COLE WISNIEWSKI, #5, DB, SENIOR</b>
Comeback Player of the Year Award Watch List
Shrine Bowl 1000
Preseason DCTF All-Texas College second team
Preseason Phil Steele All-Big 12 second team
Preseason Athlon All-Big 12 second team
<b>HUNTER ZAMBRANO, #57, OL, SENIOR</b>
Shrine Bowl 1000
Preseason DCTF All-Texas College second team

## TEXAS TECH COACHING STAFF



### KENNY PERRY

Assoc. HC/Special Teams Coordinator  
4th Season at Tech  
Game Day Location: Sideline

**Career Breakdown:** Perry, a legendary high school head coach in the DFW metroplex, had one of the nation's top running backs in 2024 with Tahj Brooks, who went on to become Tech's all-time leading rusher

and a sixth round pick of the Cincinnati Bengals in the 2025 NFL Draft. Perry spent the previous three seasons serving as Tech's running backs coach.



### MACK LEFTWICH

Offensive Coordinator/Quarterbacks  
1st Season at Tech  
Game Day Location: Sideline

**Career Breakdown:** One of the top young play-callers in the country, Leftwich arrived to Texas Tech following two seasons at Texas State. The Bobcats' offense ranked nationally in the top 15 both seasons, leading the Sun Belt in scoring, finishing seventh in the FBS in 2023 and then 11th in 2024. Leftwich is credited with helping discover Cameron Ward, the No. 1 pick in the 2025 NFL Draft who began his career at Incarnate Word. Leftwich was on the staff from 2018-22.




### SHIEL WOOD

Defensive Coordinator/ILB Coach  
1st Season at Tech  
Game Day Location: Sideline

**Career Breakdown:** Wood arrives to Lubbock after one season in the same role at conference foe Houston. One of the top up-and-coming defensive coaches in the country, Wood's defenses have ranked inside the top 35 for total defense since 2021. His previous stops include Army (2020-21), Troy (2022) and Tulane (2024). Opposing offenses have averaged less than 23.0 ppg against his units since his promotion to play-caller at Army his final year there.

## TEXAS TECH SUPPORT STAFF

Head Strength & Conditioning Coach	Lance Barilow (4th Season)
Associate A.D./Football Admin.	Antonio Huffman (7th Season)
Director of Player Personnel	James Blanchard (4th Season)
Director of Football Operations	Quintin Jordan (4th Season)
Director of Player Development	Dave Martin (4th Season)
Director of Player Support/NFL Liaison	Sammy Morris (5th Season)
Senior Defensive Analyst	Jack Teachey (1st Season)
Asst. Special Teams Coordinator	Ryan Conry (4th Season)
Asst. Secondary Coach	Jah'Shawn Johnson (4th Season)
Asst. OL Coach	Jackson Kimble (2nd Season)
Asst. Defensive Line Coach	Cole Maxwell (3rd Season)
Asst. Quarterbacks Coach	Lindsey Scott Jr. (1st Season)
Defensive Asst. (DBs)	Collin Shank (1st Season)
Offensive Asst. (WRs)	Xavier White (1st Season)
Asst. Inside Linebackers Coach	Taylor Young (2nd Season)
Sr. Assoc. S&C Coach	Aaron Hall (4th Season)
Assoc. S&C Coach	Brandyn Musgrave (4th Season)
Asst. S&C Coach	Dalton Elliott (1st Season)
Asst. S&C Coach	Brandon Stevenson (1st Season)
Coord. of FB Performance/Analytics	Josh Haverfield (4th Season)
Director of Football Nutrition	Gentry Hicks (3rd Season)
Assistant Football Dietitian	Carly Ponder (1st Season)
Director of Scouting	Sean Kenney (4th Season)
Director of Player Personnel	Brian Nance (4th Season)
Assoc. Dir. of Scouting	Wesley Harwell (2nd Season)
Dir. of Recruiting Operations	Kate Eberhardt (5th Season)
Dir. of Admin and Operations	Preslee Quisenberry (4th Season)
Assistant A.D./Equipment Operations	Zane Perry (26th Season)
Head Football Equipment Manager	Cayman Ancell (9th Season)
Asst. Equipment Manager	Roger Lira (10th Season)
Asst. Equipment Manager	Austin Nettles (3rd Season)
Director of Football Video	Eric Gerald (10th Season)
Video Coordinator	Jacob Chavarria (4th Season)
Asst. Video Coordinator	Ren Brown (2nd Season)
On-Campus Recruiting Coord.	Katie Meade (1st Season)



### JOSH COCHRAN

Running Game Coord./Tight Ends Coach  
4th Season at Tech  
Game Day Location: Pressbox

**Career Breakdown:** Cochran shifted over to coach the tight ends under Joey McGuire after spending the previous two seasons as the co-offensive coordinator and offensive line coach at Austin Peay. Cochran, who was named in July 2022 to Dave Campbell's Texas Football "40 under 40" coaches list, is a one-time THSCA member as he began his career in the prep ranks at Lindale High School in East Texas.



### JUSTIN JOHNSON

Asst. HC/Passing Game Coord./WR Coach  
3rd Season at Tech  
Game Day Location: Sideline

**Career Breakdown:** Johnson, nicknamed "Coach Juice" throughout his career, arrived in Lubbock after a three-year stint at Baylor. Johnson oversaw the running backs room at both Baylor and then Houston, his alma mater, in 2019, but returns to coaching wide receivers with the Red Raiders. He previously was the wide receivers coach at Kansas in 2018, the same position he starred at during his own four-year career at Houston.



### CLAY MCGUIRE

Offensive Line Coach  
2nd Season at Tech  
Game Day Location: Sideline

**Career Breakdown:** McGuire (no relation to Joey McGuire) returned to his alma mater following two seasons as the offensive line coach at Washington State, his second stint with the Cougars after serving in a similar capacity for six years under Mike Leach from 2012-17. Texas Tech stalwart tackle Caleb Rogers was the first Red Raider to hear his name called in the 2025 NFL Draft as the Las Vegas Raiders took him 98th overall in the third round.



### GARRET MCGUIRE

Running Backs Coach  
1st Season at Tech  
Game Day Location: Pressbox


**Career Breakdown:** This season will mark McGuire's fifth year at either the collegiate or professional level and first overseeing the running backs position. He was previously the wide receivers coach at Nebraska (2023-24) after starting his career with the Carolina Panthers as a coaching assistant in 2021.



### C.J. AH YOU

Outside Linebackers Coach  
4th Season at Tech  
Game Day Location: Sideline

**Career Breakdown:** Ah You mentored Tyree Wilson to first team All-America honors during his debut season on the Red Raider staff as Texas Tech, behind Wilson the Red Raiders ranked in the top 20 nationally for tackles for loss. His hiring marked his return to the Big 12 where he previously starred at Oklahoma (2005-06) before enjoying a six-year NFL career with the St. Louis Rams.



### ZARNELL FITCH

Defensive Line Coach  
4th Season at Tech  
Game Day Location: Sideline

**Career Breakdown:** Fitch, another one-time Texas High School Coaches Association member, is no stranger to the Big 12 as he previously served in a similar role at TCU prior to his arrival in Lubbock. Fitch has mentored 13 players who have earned All-Big 12 honors during his career, a list that features Texas Tech's Tony Bradford Jr. and Jaylon Hutchings, who were one of only three FBS duos to record at least 30 pressures each in 2022.



### ROB GREENE

Safeties Coach  
1st Season at Tech  
Game Day Location: Pressbox

**Career Breakdown:** Greene arrived to Texas Tech following two seasons at Tulane where the Green Wave combined for 20 wins and played for two American Athletic Conference titles. This is Greene's third stint working alongside defensive coordinator Shiel Wood as the two were previously on staff together at Wofford in 2017 and Tulane in 2023.



### DARCEL MCBATH

Cornerbacks Coach  
1st Season at Tech  
Game Day Location: Sideline

**Career Breakdown:** One of the top defensive backs in Tech history, McBath enters his first season (second overall) with the Red Raiders as their cornerbacks coach after being promoted from analyst during the 2024 season. A longtime assistant under the last Mike Leach, McBath returns to his alma mater following four seasons at Mississippi State (2020-23) and two additional years in a similar capacity at Washington State (2018-19).

## TEXAS TECH SPORTS MEDICINE

Associate A.D./Head Athletic Trainer	Michael Ramirez (9th Season)
Associate Athletic Trainer	Dillon Barron (1st Season)
Assistant Athletic Trainer	Steven Lapso (5th Season)
Assistant Athletic Trainer	Erika Dean (3rd Season)
Assistant Athletic Trainer	Addison Tower (1st Season)
Sr. Assoc. AD/S-A Health & Wellness	Grant Stovall (13th Season)
Medical Director/Head Orthopedic Surgeon	Dr. Kevin Crawford (20th Season)
Head Team Physician	Dr. Michael Phy (19th Season)
Asst. AD/Psychological Health & Perform.	Dr. Weston Durham (2nd Season)



TEXAS TECH WEEK FOUR DEPTH CHART

OFFENSE

QB	2	Behren Morton	6-2	210	Sr.-3L
	15	Will Hammond	6-2	210	Fr.-RS
	12	Mitch Griffis	6-0	195	Sr.-TR
RB	8	Cameron Dickey	5-10	215	So.-1L
	-or- 20	J'Koby Williams	5-10	185	So.-1L
	23	Adam Hill	6-1	230	Fr.-RS
TE	9	Johncarlos Miller II	6-5	240	Sr.-1L
	-or- 7	Terrance Carter Jr.	6-2	245	Jr.-TR
	89	Jason Llewellyn	6-5	255	Jr.-1L
X	1	Reggie Virgil	6-3	190	Sr.-TR
	14	Micah Hudson	6-0	200	So.-1L
	17	Leyton Stone	6-3	200	Fr.-HS
	11	Tyson Turner	6-2	215	Fr.-RS
SLOT	3	Coy Eakin	6-2	210	Jr.-2L
	18	Roy Alexander	5-11	200	Sr.-TR
	-or- 6	Kelby Valsin	6-1	195	So.-1L
	13	Price Morgan	5-11	190	Jr.-RS
Z	5	Caleb Douglas	6-4	205	Sr.-1L
	4	T.J. West	6-1	195	So.-SQ
	85	Bryson Jones	6-3	190	Fr.-HS
LT	79	Howard Sampson	6-8	340	Jr.-TR
	65	D'Anthis Upshaw Jr.	6-5	305	Fr.-RS
LG	76	Will Jados	6-7	305	Sr.-TR
	71	Vinny Sciury	6-4	295	Sr.-RS
C	72	Sheridan Wilson	6-5	300	Jr.-1L
	56	Davion Carter	6-0	295	Sr.-1L
	50	Patrick McMath	6-4	285	Fr.-HS
RG	56	Davion Carter	6-0	295	Sr.-1L
	74	Daniel Sill	6-5	310	So.-SQ
	61	Connor Carty	6-4	290	Fr.-HS
RT	70	Jacob Ponton	6-8	305	Fr.-RS
	57	Hunter Zambrano	6-5	310	Sr.-TR

SPECIAL TEAMS

P	41	Jack Burgess	6-3	210	Sr.-1L
	37	Ian Hershey	5-11	190	Jr.-TR
K	27	Upton Bellenfant	6-1	190	Jr.-TR
	-or- 48	Stone Harrington	6-3	200	Jr.-1L
	37	Ian Hershey	5-11	190	Jr.-TR
LS	47	Rylan Vagana	6-0	215	Fr.-RS
	89	Jason Llewellyn	6-5	255	Jr.-1L
	19	Haydon Wiginton	5-11	190	Sr.-1L
KO	48	Stone Harrington	6-3	200	Jr.-1L
H	41	Jack Burgess	6-3	210	Sr.-1L
	2	Behren Morton	6-2	210	Sr.-3L
	19	Haydon Wiginton	5-11	190	Sr.-1L

DEFENSE

END	31	David Bailey	6-3	250	Sr.-TR
	11	Charles Esters III	6-3	270	Sr.-2L
	94	Braylon Rigsby	6-2	275	So.-1L
NG	2	Lee Hunter	6-4	330	Sr.-TR
	51	Jayden Cofield	6-2	330	So.-1L
	8	E'Maurion Banks	6-5	300	Sr.-2L
DT	0	Skyler Gill-Howard	6-1	290	Sr.-TR
	33	A.J. Holmes Jr.	6-3	300	Jr.-TR
	8	E'Maurion Banks	6-5	300	Sr.-2L
DOG	9	Romello Height	6-3	240	Sr.-TR
	18	Terrell Tilmon	6-5	240	Sr.-2L
	32	Cheta Ofili	6-4	240	Fr.-RS
MIKE	13	Ben Roberts	6-3	240	Jr.-2L
	3	Bryce Ramirez	6-2	235	Sr.-3L
	45	Brock Golwas	6-1	235	Fr.-HS
WILL	10	Jacob Rodriguez	6-1	235	Sr.-2L
	6	John Curry	6-2	235	So.-1L
	40	Wesley Smith	5-10	220	Jr.-2L
	34	Trent Low	6-1	220	Sr.-2L
STAR	6	John Curry	6-2	235	So.-1L
	1	A.J. McCarty	6-0	195	Sr.-1L
CB	14	Brice Pollock	6-0	195	Jr.-TR
	27	Amier Boyd	6-2	190	Jr.-TR
	23	Tarrion Grant	6-2	190	So.-TR
SS	7	Brenden Jordan	6-0	205	Jr.-2L
	15	Oliver Miles III	6-2	190	Fr.-RS
	-or- 17	Peyton Morgan	6-0	180	Fr.-RS
FS	5	Cole Wisniewski	6-4	220	Sr.-TR
	24	Malik Esquerra	6-3	205	Fr.-RS
	39	Luke Dillingham	6-1	205	Sr.-SQ
CB	20	Dontae Balfour	6-1	185	Sr.-TR
	4	Maurion Horn	5-11	190	Jr.-2L
	16	Ashton Hampton	6-0	170	Fr.-RS

KR	14	Micah Hudson	6-0	200	So.-1L
	20	J'Koby Williams	5-10	185	So.-1L
	21	Tristian Gentry	6-0	180	Fr.-HS
PR	21	Tristian Gentry	6-0	180	Fr.-HS
	18	Roy Alexander	5-11	200	Sr.-TR
	20	J'Koby Williams	5-10	185	So.-1L
	13	Price Morgan	5-11	190	Jr.-RS

WEEKLY AVAILABILITY REPORT

Beginning with the 2025-26 season, the Big 12 Conference will publicly provide player availability reports for all Conference games in football, men's basketball, and women's basketball. Approved by all member institutions, the policy will include updates in the days leading up to each game, as well as a final report 90 minutes prior to kickoff.

Big 12 football programs will be required to submit daily reports beginning three days before each game. All reports will be housed exclusively at Big12Sports.com. For football, student-athletes must be designated as available, probable, questionable, doubtful, or out.

Texas Tech will continue to provide a weekly availability report during its non-conference slate with an update on Wednesday evening (similar to the Big 12 policy) and then 90 minutes to kickoff on Saturday. Once the Red Raiders reach Big 12 play, Texas Tech will begin providing updates according to the conference's reporting schedule.

OFFENSIVE DEPTH CHART: NOTES

LEFT TACKLE	LEFT GUARD	CENTER	RIGHT GUARD	RIGHT TACKLE
<p><b>79 HOWARD SAMPSON</b> Jr.   6-8   340</p> <ul style="list-style-type: none"><li>A transfer from North Carolina dubbed by ESPN as the No. 2-ranked OT in the transfer portal, where he played one season, starting all 12 games at left tackle. Sampson's favorite movie of all time is Ratatouille because, as he says, "that lil rat has some power." Soccer is his second-favorite sport.</li></ul>	<p><b>76 WILL JADOS</b> Sr.   6-7   305</p> <ul style="list-style-type: none"><li>Arrives to Lubbock via Miami (Ohio) where he was the starter at left tackle the past three seasons. During that time, Jados only allowed nine sacks in 1,124 pass-blocking opportunities. His high school, Westerville Central, celebrated its first graduating class in 2006.</li></ul>	<p><b>72 SHERIDAN WILSON</b> Jr.   6-5   300</p> <ul style="list-style-type: none"><li>His father, Jon Wilson, was a four-year starter (DL) for Auburn from 1988-91 under Hall of Fame Coach and AD, Pat Dye, who Auburn named its field after in 2005. "Sheri" as he's referred to by his teammates, started all 13 games last season at center.</li></ul>	<p><b>56 DAVION CARTER</b> S-Sr.   6-0   295</p> <ul style="list-style-type: none"><li>Started 12 of 13 games at right guard last season in his first season with Tech. This offseason, Carter bench pressed 425 lbs and squatted 655 lbs. According to PFF, he was Tech's second-highest graded o-lineman. From Pearl, Miss.; a member of Pearl's 2017 6A state championship team.</li></ul>	<p><b>70 JACOB PONTON</b> R-Fr.   6-8   305</p> <ul style="list-style-type: none"><li>Made his first career start in the 2024 Liberty Bowl and became the first TTU true freshman offensive lineman to make a start since Caleb Rogers (2020). Was considered a 4-star prospect by On3 and listed as the nation's No. 15 OT prospect. Owned the weight room this offseason, going from 280 to 305.</li></ul>
<p><b>65 D'ANTHIS UPSHAW</b> R-Fr.   6-5   305</p> <ul style="list-style-type: none"><li>Did not see any playing time in 2024 as he was primarily a member of the scout team. Attended Irving HS in the DFW metroplex, where he starred on both the offensive and defensive lines.</li></ul>	<p><b>71 VINNY SCIURY</b> R-Sr.   6-4   295</p> <ul style="list-style-type: none"><li>Appeared in only two games in first year at Tech in 2024, both starts, before suffering a season-ending injury at Washington State (9/7). Was Texas Tech's starter at left guard up until that point. Had not previously used a redshirt.</li></ul>	<p><b>56 DAVION CARTER</b> S-Sr.   6-0   295</p> <ul style="list-style-type: none"><li>Started 12 of 13 games at right guard last season in his first season with Tech. This offseason, Carter bench pressed 425 lbs and squatted 655 lbs. According to PFF, he was Tech's second-highest graded o-lineman. From Pearl, Miss.; a member of Pearl's 2017 6A state championship team.</li></ul>	<p><b>74 DANIEL SILL</b> So.   6-5   310</p> <ul style="list-style-type: none"><li>Made his collegiate debut in the 2024 season-opener versus Abilene Christian. Attended high school at A&amp;M Consolidated and was listed No. 58 among OTs in the country by ESPN. He chose Texas Tech over Baylor, Rice, Stanford, Utah, and Washington State.</li></ul>	<p><b>57 HUNTER ZAMBRANO</b> S-Sr.   6-5   310</p> <ul style="list-style-type: none"><li>Started his career in 2020 at Illinois State (FCS), playing in 30 games with 26 starts before redshirting in 2024. Born and raised in Fort Lauderdale, Fla., Zambrano is an avid fisherman and says he's one of the best ping pong players on the team.</li></ul>
WIDE RECEIVER (Slot)	WIDE RECEIVER (Y)	WIDE RECEIVER (Z)	TIGHT END	
<p><b>3 COY EAKIN</b> Jr.   6-2   210</p> <ul style="list-style-type: none"><li>Played in all 13 games, making 12 starts in 2024, ranking third on the team after catching 49 passes for 652 yards and a team-leading 7 TDs. Switched to the No. 3 jersey this season, which is reserved for the player who best represents the standards of "The Brand" on both sides of the ball.</li></ul>	<p><b>1 REGGIE VIRGIL</b> Sr.   6-3   190</p> <ul style="list-style-type: none"><li>A transfer from Miami (Ohio), Virgil is a true fourth-year senior having played in 36 games the past three seasons. Coming off a breakout year with the Redhawks, where he caught 41 passes for 816 yards and 9 TDs. Considers himself one of the best bowlers on the team.</li></ul>	<p><b>5 CALEB DOUGLAS</b> Sr.   6-4   205</p> <ul style="list-style-type: none"><li>Coming off a breakout year in his first season with Texas Tech. Finished as Tech's second-leading receiver after catching 60 passes for 877 yards and 6 TDs - easily the highest single-season numbers of his career. His father, Cedric, played quarterback at both Vanderbilt and Texas Southern.</li></ul>	<p><b>9 JOHNCARLOS MILLER II</b> Sr.   6-5   240</p> <ul style="list-style-type: none"><li>Returns to Tech for his 2nd season after catching 10 passes for 122 yards and three touchdowns (1 of 5 Red Raiders with three or more TDs).</li></ul>	
<p><b>18 ROY ALEXANDER</b> Sr.   5-11   200</p> <ul style="list-style-type: none"><li>Spent only the 2024 season at Incarnate Word after playing at Albany over the course of the 2021-23 seasons. Among the best receivers at the FCS level after catching 100 passes for 1,108 yards and 13 TDs. His 100 catches set the UIW single-season record by 13.</li></ul>	<p><b>14 MICAH HUDSON</b> So.   6-0   200</p> <ul style="list-style-type: none"><li>Appeared in eight games with one start (Washington State) as he battled injuries throughout the season. Caught 8 passes for 123 yards overall with a reception in five different games.</li></ul>	<p><b>4 T.J. WEST</b> So.   6-1   195</p> <ul style="list-style-type: none"><li>Primarily a scout team member that saw action in two games last season against UNT (9/14) and the AutoZone Liberty Bowl (12/27). Houston native and attended Humble HS. Closed his senior season with 41 receptions for 685 yards and 8 TDs.</li></ul>	<p><b>7 TERRANCE CARTER JR.</b> Jr.   6-2   245</p> <ul style="list-style-type: none"><li>Coming off a 2024 season in which he earned All-Sun Belt first team honors with Louisiana, where he played his first three seasons. A receiver trapped in a tight end's body, "TC" as his teammates call him, enjoys trail riding when he's not playing football. Snagged a career single-game high 2 TDs vs UABP.</li></ul>	
QUARTERBACK	RUNNING BACK			
<p><b>2 BEHREN MORTON</b> Sr.   6-2   210</p> <ul style="list-style-type: none"><li>Entered his final season as a Red Raider already ranked sixth in the Texas Tech record book for career completions (574), seventh for career touchdown passes (49), ninth for career pass attempts (931), and 10th for career passing yards (6,209). Will have the opportunity this season to become the fourth Red Raider in program history to throw for 10,000 career passing yards, joining a prestigious list that includes Graham Harrell (15,793), Kliff Kingsbury (12,429), and Patrick Mahomes II (11,252). The Red Raiders boast a 17-4 record since the start of the 2023 season in games Morton starts and finishes, which includes a 12-3 mark at home. Became the first Red Raider quarterback to start all 12 regular-season games last season since Mahomes II's final year in 2016. Completed 63.3 percent of his passes on the season (295-of-466), throwing for 3,335 passing yards and 27 touchdowns to only 8 interceptions. He owns six donkies on his farm back home named Blondie, Joseph, Lefty, Mark, Mary, and Pancho.</li></ul>	<p><b>8 CAMERON DICKEY</b> So.   5-10   215</p> <ul style="list-style-type: none"><li>"Cam" was one of three Texas Tech true freshmen in 2024 to not redshirt and play more than the maximum four games to retain one. Appeared in 12 of 13 games, splitting backup duties behind Tahj Brooks for most of the season with fellow true freshman running back J'Koby Williams. Touted as one of the most prolific athletes in Austin ISD history, out of Crockett High School. Played both ways throughout a four-year varsity career, while also serving as punter. On offense, he primarily played quarterback, combining for 2,963 passing yards and 33 touchdowns, while also rushing for 4,065 yards and 61 touchdowns over his four seasons. Helped lead his high school to its first playoff win in 26 years during his senior season. In his first career start in the 2025 season opener vs UAPB, Dickey rushed for a career-high 90 yards on 13 carries with one touchdown, leading a group of Red Raiders that rushed for a team total 294 yards.</li></ul>			
<p><b>15 WILL HAMMOND</b> R-Fr.   6-2   210</p> <ul style="list-style-type: none"><li>Made his first career start at the 2024 Liberty Bowl with high-leverage experience being thrust into the Red Raiders' Oct. 26 contest at TCU, playing the entirety of the second half due to an injury suffered by Behren Morton late in the second quarter. Also saw time in two other games last season that Texas Tech won by large margins (UNT/WVU). Was a consensus four-star prospect by the likes of Rivals, 247Sports, ESPN, and On3 - ranked as high as No. 13 nationally among quarterbacks by both Rivals and On3, as well as 14th by 247Sports and 15th by ESPN. Named one of 10 finalists for the Mr. Texas Football High School Player of the Year Award presented by Dave Campbell's Texas Football. Was the state's leading passer as a senior after completing 61.3 percent of his passes for 3,901 yards and 35 touchdowns, while rushing for an additional 1,077 yards and 19 touchdowns.</li></ul>	<p><b>20 J'KOBY WILLIAMS</b> So.   5-10   185</p> <ul style="list-style-type: none"><li>Joined his counterpart Cameron Dickey as one of three true freshmen to not redshirt as he appeared in 10 games, making one start, which came in the Autzone Liberty Bowl. In that bowl game, Williams gained 123 yards on 15 carries, including one touchdown (54-yard run) and added four catches for 32 yards. Williams was recognized as the Offensive Player of the Game (visiting team) for the AutoZone Liberty Bowl. Despite coming from a 2A high school, Williams was tabbed a four-star prospect by On3, ranking 27th nationally among running backs and at No. 55 among prospects from the state of Texas. Chose Texas Tech over the likes of Baylor, Houston, LSU, Michigan, SMU, TCU, Texas, and UCF, and others.</li></ul>			



DEFENSIVE DEPTH CHART: NOTES

TACKLE

0 SKYLER GILL-HOWARD  
Sr. | 6-1 | 290

• Started his career at D-II Upper Iowa in 2021 before transferring to NIU (FCS) the following season. A stellar junior season saw him post 76 tackles (41 solo), including 11.5 TFLs and 5.5 sacks. Gil-Howard is 1 of 2 players on the team from Wisconsin. Owns a hairless sphynx cat named "Loco."

33 A.J. HOLMES JR.  
Jr. | 6-3 | 300

• Arrives to Lubbock with some familiarity on defense after playing under new defensive coordinator Shiel Wood in 2024, where he started all 12 games at DT. Coming off a single-season career highs in tackles (40) and TFLs (8.5). The "A" in A.J. stands for Anthony.

NOSE

2 LEE HUNTER  
Sr. | 6-4 | 330

• Began his career at Auburn (2021) before going to UCF when Guz Malzahn accepted the Knights' job. Rated by ESPN as the No. 2-ranked DT in the transfer portal and named the top returning interior defensive lineman in the Big 12 by PFF. Nickname is "The Fridge" and enjoys trash talking/trolling.

51 JAYDEN COFIELD  
So. | 6-2 | 330

• Appeared in all 13 games in 2024, recording two starts - at Washington State (9/7) and the Liberty Bowl (12/27). Enters this season having put on an extra 20 lbs during the offseason.

END

31 DAVID BAILEY  
Sr. | 6-3 | 250

• Among the most disruptive edge players in college football with 22.5 tackles for loss and 14.5 sacks during his three seasons at Stanford. Ranked as the highest-rated returning edge player by PFF with a 90.9 grade last season. Does not wear gloves because he wants to feel as tight as possible when playing.

11 CHARLES ESTERS III  
Sr. | 6-3 | 270

• After missing the first four games last year, Esters III became a regular starter at OLB, playing in all nine games the rest of the way. Capped off the year recording 18 tackles (five solo), including 2 TFLs and half a sack. He goes by the nickname "Chuck."

DOG

9 ROMELLO HEIGHT  
Sr. | 6-3 | 240

• Appeared in all 12 games in his only season with Georgia Tech last season - Auburn (2020-21), USC (2022-23). Ranked as the No. 2 OLB in the transfer portal by ESPN. Height, who is from Dublin, Ga., opened his season in 2024 playing in Dublin, Ireland as GT defeated Florida State, 24-21.

18 TERRELL TILMON  
Sr. | 6-5 | 240

• Ended the 2024 season at the AutoZone Liberty Bowl with his first career start in his 39th career game. Emerged late in 2024 as a top pass rusher. Entering third season at Tech after first two years at Oregon.

WILL

10 JACOB RODRIGUEZ  
Sr. | 6-1 | 235

• Tabbed the 2025 Big 12 Preseason Defensive Player of the Year. Rodriguez was 1 of 7 players on the team to start all 13 games last year, leading the team with 127 tackles (77 solo), 10.5 TFLs, and 5 sacks. Preseason Lombardi, Bednarik, Butkus, and Bronko Nagurski watch list honoree entering 2025.

6 JOHN CURRY  
So. | 6-2 | 235

• Born in Lubbock to Red Raider parents Ryan and Jolee Luce. Ryan was on the football and track teams (1999-01) while his mother was a standout WBB player under Marsha Sharp (2000-04). Started his career at 195 lbs, then moved up to 225 lbs in his second season, and enters his 3rd year at 235 lbs.

MIKE

13 BEN ROBERTS  
Jr. | 6-3 | 240

• Followed up his freshman All-American season by starting all 13 games in 2024, being 1 of 5 players on defense to do so. Ranked 2nd behind Jacob Rodriguez in tackles with 83 (38 solo), including 4.5 TFLs.

3 BRYCE RAMIREZ  
S-Sr. | 6-2 | 235

• 2025 marks the second-straight season Ramirez is a team captain. Limited to only seven games in 2024 after missing the final six contests due to a complication from his previous 2022 injury. Recorded 4 tackles including 1st career sack vs UAPB.

STAR

6 JOHN CURRY  
So. | 6-2 | 235

• Born in Lubbock to Red Raider parents Ryan and Jolee Luce. Ryan was on the football and track teams (1999-01) while his mother was a standout WBB player under Marsha Sharp (2000-04). Started his career at 195 lbs, then moved up to 225 lbs in his second season, and enters his 3rd year at 235 lbs.

1 A.J. MCCARTY  
Sr. | 6-0 | 195

• Appeared in all 13 games, making 11 starts in 2024. Recorded 32 tackles on the season (20 solo), including 6.5 TFLs and a shared sack. He ranked second on the team in tackles for loss, trailing only linebacker Jacob Rodriguez (10.5). The "A" in A.J. stands for Adonis.

CORNERBACK

20 DONTAE BALFOUR  
Sr. | 6-1 | 185

• Spent his first two seasons (2021-22) of collegiate career at North Carolina and the next two at Charlotte (2023-24). Started at cornerback in all 12 games in 2024, serving as a game captain in six of those. Grew up in Starke, Fla., which is about 45 minutes SW of Jacksonville. His favorite cornerback growing up was Jalen Ramsey.

4 MAURION HORN  
Jr. | 5-11 | 190

• Was 1 of 2 defensive backs last season to start in all 13 games and 1 of 7 on both sides of the ball to do so. Finished fourth on the team with 56 total tackles (31 solo), including 3 TFLs. A consensus 4-star recruit by 247Sports, Rivals and ESPN, Texas Tech was his first offer.

STRONG SAFETY

7 BRENDEN JORDAN  
Jr. | 6-0 | 205

• Appeared in all 13 games in 2024, making two starts - at Iowa State and the Autozone Liberty Bowl. Ranked sixth on the team with 36 tackles (18 solo) to go along with three pass breakups in the secondary.

15 OLIVER MILES III  
R-Fr. | 6-2 | 190

• Utilized his redshirt in 2024, closing out the season by making an appearance in the AutoZone Liberty Bowl. Four-sport athlete at El Campo, starring in baseball, basketball, and track and field. His 2023 triple jump of 50'-10" would've scored 5th at Big 12s that year and 6th this year.

FREE SAFETY

5 COLE WISNIEWSKI  
Sr. | 6-4 | 220

• Arrived at Texas Tech following five years at FCS powerhouse North Dakota State with two national championships during that span (2021, 2024). Missed the entire '24 season with a foot injury he suffered during summer workouts. Lettered on the high school cheer team one year for being the mascot.

24 MALIK ESQUERRA  
R-Fr. | 6-3 | 205

• Utilized his redshirt in 2024 before appearing in the final two games of the season against West Virginia (11/30) and the AutoZone Liberty Bowl. Towards the final month of the year, Esquerra made himself onto the two-deep, listed as C.J. Baskerville's backup.

CORNERBACK

14 BRICE POLLACK  
Jr. | 6-0 | 195

• Began his collegiate career at Mississippi State (2023-24), where he appeared in 11 games (3 starts) as a true freshman before starting all 12 games at corner last season. Previously was recruited by and played for Texas Tech cornerbacks coach Darcel McBath. Says that his favorite movie of all time is Cars 3.

27 AMIER BOYD  
Jr. | 6-2 | 190

• Spent the first three seasons of his career at UTEP (2022-24), seeing action in 20 games with five career starts. Four of those came in 2024, where he played in nine games with 16 tackles, 1 TFL, 2 INTs, 3 pass breakups, 1 FF, and 1 FR. Favorite childhood memory is going to Disney World with his grandpa.

NUMERICAL ROSTER

NO	PLAYER	POS	HT	WT	YR-EX	HOMETOWN (HIGH SCHOOL)
0	Skyler Gill-Howard	DL	6-1	290	Sr-TR	Milwaukee, Wis. (Greenfield)
0	Quinten Joyner	RB	5-11	215	So-TR	Austin, Texas (Manor)
1	A.J. McCarty	S	6-0	195	Sr-1L	Brownwood, Texas (Brownwood)
1	Reggie Virgil	WR	6-3	190	Sr-TR	Apopka, Fla. (Mount Dora Christian Academy)
2	Lee Hunter	DL	6-4	330	Sr-TR	Mobile, Ala. (Blount)
2	Behren Morton	QB	6-2	210	Sr-3L	Eastland, Texas (Eastland)
3	Coy Eakin	WR	6-2	210	Jr-2L	Stephenville, Texas (Stephenville)
3	Bryce Ramirez*	LB	6-2	235	Sr-3L	Missouri City, Texas (George Ranch)
4	Maurion Horn	CB	5-11	190	Jr-2L	Broken Arrow, Okla. (Broken Arrow)
4	T.J. West	WR	6-1	195	So-SQ	Houston, Texas (Humble)
5	Caleb Douglas	WR	6-4	205	Sr-1L	Missouri City, Texas (Hightower)
5	Cole Wisniewski	S	6-4	220	Sr-TR	Sparta, Wis. (Sparta)
6	John Curry	LB	6-2	235	So-1L	Lubbock, Texas (Coronado)
6	Kelby Valsin	WR	6-1	195	So-1L	Arlington, Texas (Bowie)
7	Terrance Carter Jr.	TE	6-2	245	Jr-TR	Killeen, Texas (Harker Heights)
7	Brenden Jordan	S	6-0	205	Jr-2L	Mansfield, Texas (Mansfield)
8	E'Maurion Banks	DL	6-5	300	Sr-2L	Wichita Falls, Texas (Rider)
8	Cameron Dickey	RB	5-10	215	So-1L	Austin, Texas (Crockett)
9	Romello Height	OLB	6-3	240	Sr-TR	Dublin, Ga. (Dublin)
9	Johncarlos Miller II	TE	6-5	240	Sr-1L	Greensboro, N.C. (Dudley)
10	Lloyd Jones III	QB	6-4	215	Fr-HS	Hitchcock, Texas (Hitchcock)
10	Jacob Rodriguez	LB	6-1	235	Sr-2L	Wichita Falls, Texas (Rider)
11	Charles Esters III	OLB	6-3	270	Sr-2L	Cedar Hill, Texas (Cedar Hill)
11	Tyson Turner	WR	6-2	215	Fr-RS	Bryan, Texas (Bryan)
12	Mitch Griffis	QB	6-0	195	Sr-TR	Ashburn, Va. (Broad Run)
12	Macho Stevenson	CB	6-1	190	So-1L	Shreveport, La. (Captain Shreve)
13	Price Morgan	WR	5-11	190	Jr-RS	Round Rock, Texas (Pflugerville Weiss)
13	Ben Roberts	LB	6-3	240	Jr-2L	Haslet, Texas (Eaton)
14	Micah Hudson	WR	6-0	200	So-1L	Temple, Texas (Lake Belton)
14	Brice Pollock	CB	6-0	195	Jr-TR	Snellville, Ga. (Shiloh)
15	Will Hammond	QB	6-2	210	Fr-RS	Austin, Texas (Hutto)
15	Oliver Miles III	S	6-2	190	Fr-RS	El Campo, Texas (El Campo)
16	Ashton Hampton	CB	6-0	170	Fr-RS	Pearland, Texas (Pearland)
16	Holden Phillips	QB	6-1	210	Fr-HS	Lubbock, Texas (Frenship)
17	Peyton Morgan	S	6-0	180	Fr-RS	Round Rock, Texas (Pflugerville Weiss)
17	Leyton Stone	WR	6-3	200	Fr-HS	Lubbock, Texas (Frenship)
18	Roy Alexander	WR	5-11	200	Sr-TR	Fort Myers, Fla. (Riverdale)
18	Terrell Tilmon	OLB	6-5	240	Sr-2L	Arlington, Texas (Mansfield Timberview)
19	Quintaelyn Joyner	S	6-0	200	Fr-HS	Austin, Texas (Bastrop)
19	Haydon Wiginton	WR	5-11	190	Sr-1L	Midlothian, Texas (Heritage)
20	Dontae Balfour	CB	6-1	185	Sr-TR	Starke, Fla. (Bradford)
20	J'Koby Williams	RB	5-10	185	So-1L	Beckville, Texas (Beckville)
21	Miquel Dingle Jr.	S	6-2	225	So-1L	Charleston, S.C. (Byrnes)
21	Tristian Gentry	WR	6-0	180	Fr-HS	Stephenville, Texas (Stephenville)
22	Marcus Ramon-Edwards	S	6-3	225	So-SQ	Lubbock, Texas (Trinity)
23	Tarrion Grant	CB	6-2	190	So-TR	Sumter, S.C. (Siegel)
23	Adam Hill	RB	6-1	230	Fr-RS	Albany, Texas (Albany)
24	Malik Esquerra	S	6-3	205	Fr-RS	Killeen, Texas (Shoemaker)
25	Chapman Lewis	S	6-1	185	Jr-2L	Burleson, Texas (Burleson Centennial)
26	Deante Lindsay	CB	6-1	185	Fr-HS	Ada, Okla. (Ada)
27	Upton Bellenfant	K	6-1	190	Jr-TR	Murfreesboro, Tenn. (Stewarts Creek)
27	Amier Boyd	CB	6-2	190	Jr-TR	Phoenix, Ariz. (Mountain Pointe)
28	Braylan McDonald	S	6-0	195	Fr-HS	Terrell, Texas (Lancaster)
29	Chief Collins	S	6-0	200	Sr-2L	Lucas, Texas (Lovejoy)
30	Mikal Harrison-Pilot	S	6-0	215	So-SQ	Temple, Texas (Temple)
31	David Bailey	OLB	6-3	250	Sr-TR	Irvine, Calif. (Mater Dei)
32	Cheta Ofili	OLB	6-4	240	Fr-RS	Rowlett, Texas (Sachse)
33	A.J. Holmes Jr.	DL	6-3	300	Jr-TR	Houston, Texas (Westfield)
33	Loic Tshibangu	RB	6-0	215	Jr-SQ	Uccle, Belgium (IMI Secondaire)
34	Trent Low*	LB	6-1	220	Sr-2L	Midland, Texas (Midland Lee)
35	Gage Elder	LB	5-11	220	Sr-1L	Rockwall, Texas (Rockwall)
35	Michael Henderson III	RB	5-9	175	Fr-HS	Dallas, Texas (Wylie East)



NUMERICAL ROSTER

NO	PLAYER	POS	HT	WT	YR-EX	HOMETOWN (HIGH SCHOOL)
36	Justin Horne	LB	6-0	225	So-1L	New Orleans, La. (John Curtis Christian)
37	Ian Hershey	P/K	5-11	190	Jr-TR	Pocatello, Idaho (Highland)
39	Luke Dillingham	S	6-1	205	Sr-SQ	Brock, Texas (Brock)
40	Wesley Smith	LB	5-10	220	Jr-2L	Midland, Texas (Legacy)
41	Jack Burgess	P	6-3	210	Sr-1L	Bacchus Marsh, Victoria, Australia (St. Patrick's College)
43	Chris Lemons	LB	6-2	220	So-SQ	Prosper, Texas (Prosper)
45	Brock Golwas	LB	6-1	235	Fr-HS	Flower Mound, Texas (Marcus)
47	Rylan Vagana	LS	6-0	215	Fr-RS	Huntington Beach, Calif. (Mater Dei)
48	Stone Harrington	K	6-3	200	Jr-1L	Colleyville, Texas (Colleyville Heritage)
50	Patrick McMath	OL	6-4	285	Fr-HS	Katy, Texas (Katy)
50	Eddy Smith	OLB	6-6	275	Fr-RS	Pearland, Texas (Pearland Dawson)
51	Jayden Cofield	DL	6-2	330	So-1L	Austin, Texas (Manor)
52	Cash Cleveland	OL	6-2	305	So-TR	Rockwall, Texas (IMG Academy)
53	Holton Hendrix	OL	6-4	295	Fr-RS	Lubbock, Texas (Lubbock Cooper)
56	Davion Carter^	OL	6-0	295	Sr-1L	Pearl, Miss. (Pearl)
57	Hunter Zambrano	OL	6-5	310	Sr-TR	Weston, Fla. (University)
58	Tanner Allen	DL	6-3	280	Jr-SQ	Bryan, Texas (Bryan)
61	Connor Carty	OL	6-4	290	Fr-HS	Prosper, Texas (Prosper)
64	Jurrien Loftin	OL	6-5	300	Jr-SQ	Aledo, Texas (Aledo)
65	D'Anthis Upshaw Jr.	OL	6-5	305	Fr-RS	Irving, Texas (Irving)
66	Jackson Hildebrand	OL	6-2	295	Fr-RS	San Antonio, Texas (Alamo Heights)
68	Ren Brown	OL	6-4	305	Fr-HS	Stanton, Neb. (Stanton)
70	Jacob Ponton	OL	6-8	305	Fr-RS	Dripping Springs, Texas (Dripping Springs)
71	Vinny Sciury^	OL	6-4	295	Sr-RS	Massillon, Ohio (Perry)
72	Sheridan Wilson	OL	6-5	300	Jr-1L	Argyle, Texas (Argyle)
73	Danilo Guberinch	OL	6-5	285	Fr-HS	Ann Arbor, Mich. (Detroit Catholic Central)
74	Daniel Sill	OL	6-5	310	So-SQ	College Station, Texas (A&M Consolidated)
75	Garin Maley	OL	6-5	275	Fr-HS	La Vista, Neb. (Papillion-La Vista)
76	Will Jados	OL	6-7	305	Sr-TR	Westerville, Ohio (Westerville Central)
77	Elias Gillen	OL	6-6	300	Fr-HS	Rapid City, S.D. (Stevens)
78	Ellis Davis	OL	6-7	300	Fr-RS	Prosper, Texas (Prosper)
79	Howard Sampson	OL	6-8	340	Jr-TR	Houston, Texas (Humble)
80	Kai Powell	WR	5-11	180	So-TR	Spring, Texas (Klein)
83	Jack Esparza	TE	6-4	245	Jr-SQ	Austin, Texas (St. Michael's Catholic)
84	Michael Dever	WR	6-1	195	Fr-HS	Lubbock, Texas (Lubbock Cooper)
85	Bryson Jones	WR	6-3	190	Fr-HS	Frisco, Texas (Lone Star)
85	Dylan Spencer	OLB	6-5	250	So-1L	Orange, Texas (C.E. King)
86	Sean Robinson	TE	6-5	215	Fr-HS	Greenbrae, Calif. (Cibilo Steele)
88	Trey Jackson	TE	6-5	240	Fr-RS	Dallas, Texas (South Oak Cliff)
88	Amier Washington	DL	6-2	270	So-1L	Orange, Texas (Little Cypress-Mauriceville)
89	Jason Llewellyn	TE	6-5	255	Jr-1L	Aledo, Texas (Aledo)
90	Ansel Nedore	OLB	6-3	270	So-1L	Round Rock, Texas (Round Rock)
92	Kasen Long	DL	6-5	270	Fr-RS	Shallowater, Texas (Shallowater)
93	Dylan Singleton	DL	6-5	290	Fr-HS	New Iberia, La. (Loreauville)
94	Braylon Rigsby	OLB	6-2	275	So-1L	Woodville, Texas (Woodville)
96	Keyshawn Williams	DL	6-3	325	Fr-RS	Houston, Texas (Dekaney)
97	Charles Anderson Jr.	OLB	6-6	280	Fr-RS	Houston, Texas (Pearland Dawson)

PHONETIC ROSTER visit the [TexasTech.com](#) football roster page for audio pronunciations powered by The Name Engine



•2 Behren Morton - <i>BARE-en</i>	•19 Haydon Wiginton - <i>HAY-dun, WIG-in-tun</i>	•56 Davion Carter - <i>DAY-vee-on</i>
•3 Coy Eakin - <i>AY-kin</i>	•19 Quintaelyn Joyner - <i>kwin-TAY-lin</i>	•64 Jurrien Lofton - <i>JER-ee-in</i>
•4 Maurion Horn - <i>MAR-ee-ahn</i>	•21 Miquel Dingle Jr. - <i>MY-kell, DING-gull</i>	•65 D'Anthis Upshaw Jr. - <i>dee-ANN-thiss</i>
•5 Cole Wisniewski - <i>wiss-NESS-kee</i>	•23 Tarrion Grant - <i>tuh-RON</i>	•70 Jacob Ponton - <i>PONT-in</i>
•6 Kelby Valsin - <i>VAL-sin</i>	•24 Malik Esquerra - <i>muh-LEEK, eh-SCARE-uh</i>	•71 Vinny Scurry - <i>SKIR-ee</i>
•8 E'Maurion Banks - <i>ee-MAR-ee-on</i>	•30 Mikal Harrison-Pilot - <i>mih-KALE</i>	•73 Danilo Guberinch - <i>dan-EE-low, goo-ber-IN-itch</i>
•10 Jacob Rodriguez - <i>rod-REE-gez</i>	•32 Cheta Ofili - <i>CHET-uh, oh-FEE-lee</i>	•76 Will Jados - <i>JAY-doce</i>
•11 Charles Esters III - <i>ESS-sters</i>	•36 Justin Horne - <i>HORN</i>	•83 Jack Esparza - <i>eh-SPAR-zuh</i>
•12 Mitch Griffis - <i>GRIFF-iss</i>	•41 Jack Burgess - <i>BER-jess</i>	•89 Jason Llewellyn - <i>loo-ELL-in</i>
•14 Brice Pollock - <i>PDE-lock</i>	•45 Brock Golwas - <i>GOLE-wahss</i>	•90 Ansel Nedore - <i>nuh-DORE-ee</i>
•18 Terrell Tilmon - <i>ter-ELL, TILL-min</i>	•47 Rylan Vagana - <i>RYE-len, vuh-GAH-nuh</i>	



ROSTER BREAKDOWN BY POSITION

QUARTERBACKS

2	Behren Morton	6-2	210	Sr-3L	Eastland, Texas (Eastland)
10	Lloyd Jones III	6-4	215	Fr-HS	Hitchcock, Texas (Hitchcock)
12	Mitch Griffis	6-0	195	Sr-TR	Ashburn, Va. (Broad Run)
15	Will Hammond	6-2	210	Fr-RS	Austin, Texas (Hutto)
16	Holden Phillips	6-1	210	Fr-HS	Lubbock, Texas (Frenship)

RUNNING BACKS

0	Quinten Joyner	5-11	215	So-TR	Austin, Texas (Manor)
8	Cameron Dickey	5-10	215	So-1L	Austin, Texas (Crockett)
20	J'Koby Williams	5-10	185	So-1L	Beckville, Texas (Beckville)
23	Adam Hill	6-1	230	Fr-RS	Albany, Texas (Albany)
33	Loic Tshibangu	6-0	215	Jr-SQ	Uccle, Belgium (IMI Secondaire)
35	Michael Henderson III	5-9	175	Fr-HS	Dallas, Texas (Wylie East)

TIGHT ENDS

7	Terrance Carter Jr.	6-2	245	Jr-TR	Killeen, Texas (Harker Heights)
9	Johncarlos Miller II	6-5	240	Sr-1L	Greensboro, N.C. (Dudley)
83	Jack Esparza	6-4	245	Jr-SQ	Austin, Texas (St. Michael's Catholic)
86	Sean Robinson	6-5	215	Fr-HS	Greenbrae, Calif. (Cibolo Steele)
88	Trey Jackson	6-5	240	Fr-RS	Dallas, Texas (South Oak Cliff)
89	Jason Llewellyn	6-5	255	Jr-1L	Aledo, Texas (Aledo)

WIDE RECEIVERS

1	Reggie Virgil	6-3	190	Sr-TR	Apopka, Fla. (Mount Dora Christian Academy)
3	Coy Eakin	6-2	210	Jr-2L	Stephenville, Texas (Stephenville)
4	TJ West	6-1	195	So-SQ	Houston, Texas (Humble)
5	Caleb Douglas	6-4	205	Sr-1L	Missouri City, Texas (Hightower)
6	Kelby Valsin	6-1	195	So-1L	Arlington, Texas (Bowie)
11	Tyson Turner	6-2	215	Fr-RS	Bryan, Texas (Bryan)
13	Price Morgan	5-11	190	Jr-RS	Round Rock, Texas (Pflugerville Weiss)
14	Micah Hudson	6-0	200	So-1L	Temple, Texas (Lake Belton)
17	Leyton Stone	6-3	200	Fr-HS	Lubbock, Texas (Frenship)
18	Roy Alexander	5-11	200	Sr-TR	Fort Myers, Fla. (Riverdale)
19	Haydon Wiginton	5-11	190	Sr-1L	Midlothian, Texas (Heritage)
21	Tristian Gentry	6-0	180	Fr-HS	Stephenville, Texas (Stephenville)
80	Kai Powell	5-11	180	So-TR	Spring, Texas (Klein)
84	Michael Dever	6-1	195	Fr-HS	Lubbock, Texas (Lubbock Cooper)
85	Bryson Jones	6-3	190	Fr-HS	Frisco, Texas (Lone Star)

OFFENSIVE LINE

50	Patrick McMath	6-4	285	Fr-HS	Katy, Texas (Katy)
52	Cash Cleveland	6-2	305	So-TR	Rockwall, Texas (IMG Academy)
53	Holton Hendrix	6-4	295	Fr-RS	Lubbock, Texas (Lubbock Cooper)
56	Davion Carter^	6-0	295	Sr-1L	Pearl, Miss. (Pearl)
57	Hunter Zambrano	6-5	310	Sr-TR	Weston, Fla. (University)
61	Connor Carty	6-4	290	Fr-HS	Prosper, Texas (Prosper)
64	Jurrien Loftin	6-5	300	Jr-SQ	Aledo, Texas (Aledo)
65	D'Anthis Upshaw Jr.	6-5	305	Fr-RS	Irving, Texas (Irving)
66	Jackson Hildebrand	6-2	295	Fr-RS	San Antonio, Texas (Alamo Heights)
68	Ren Brown	6-4	305	Fr-HS	Stanton, Neb. (Stanton)
70	Jacob Ponton	6-8	305	Fr-RS	Dripping Springs, Texas (Dripping Springs)
71	Vinny Sciury^	6-4	295	Sr-RS	Massillon, Ohio (Perry)
72	Sheridan Wilson	6-5	300	Jr-1L	Argyle, Texas (Argyle)
73	Danilo Guberinich	6-5	285	Fr-HS	Ann Arbor, Mich. (Detroit Catholic Central)
74	Daniel Sill	6-5	310	So-SQ	College Station, Texas (A&M Consolidated)
75	Garin Maley	6-5	275	Fr-HS	La Vista, Neb. (Papillion-La Vista)
76	Will Jados	6-7	305	Sr-TR	Westerville, Ohio (Westerville Central)
77	Elias Gillen	6-6	300	Fr-HS	Rapid City, S.D. (Stevens)
78	Ellis Davis	6-7	300	Fr-RS	Prosper, Texas (Prosper)
79	Howard Sampson	6-8	340	Jr-TR	Houston, Texas (Humble)

SPECIALISTS

27	Upton Bellenfant	6-1	190	Jr-TR	Murfreesboro, Tenn. (Stewarts Creek)
37	Ian Hershey	5-11	190	Jr-TR	Pocatello, Idaho (Highland)
41	Jack Burgess	6-3	210	Sr-1L	Bacchus Marsh, Victoria, Australia (St. Patrick's College)
47	Rylan Vagana	6-0	215	Fr-RS	Huntington Beach, Calif. (Mater Dei)
48	Stone Harrington	6-3	200	Jr-1L	Colleyville, Texas (Colleyville Heritage)

ALPHABETICAL

NAME	NO	POS
Alexander, Roy	18	WR
Allen, Tanner	58	DL
Anderson Jr., Charles	97	OLB
Bailey, David	31	OLB
Balfour, Dontae	20	CB
Banks, E'Maurion	8	DL
Bellenfant, Upton	27	K
Boyd, Amier	27	CB
Brown, Ren	68	OL
Burgess, Jack	41	P
Carter, Davion	56	OL
Carter Jr., Terrance	7	TE
Carty, Connor	61	OL
Cleveland, Cash	52	OL
Cofield, Jayden	51	DL
Collins, Chief	29	S
Curry, John	6	LB
Davis, Ellis	78	OL
Dever, Michael	84	WR
Dickey, Cameron	8	RB
Dillingham, Luke	39	S
Dingle Jr., Miquel	21	S
Douglas, Caleb	5	WR
Eakin, Coy	3	WR
Elder, Gage	35	LB
Esparza, Jack	83	TE
Esquerra, Malik	24	S
Esters III, Charles	11	OLB
Gentry, Tristian	21	WR
Gill-Howard, Skyler	0	DL
Gillen, Elias	77	OL
Golwas, Brock	45	LB
Grant, Tarrion	23	CB
Griffis, Mitch	12	QB
Guberinich, Danilo	73	OL
Hammond, Will	15	QB
Hampton, Ashton	16	CB
Harrington, Stone	48	K
Harrison-Pilot, Mikal	30	S
Height, Romello	9	OLB
Henderson III, Michael	35	RB
Hendrix, Holton	53	OL
Hershey, Ian	37	P/K
Hildebrand, Jackson	66	OL
Hill, Adam	23	RB
Holmes Jr., A.J.	33	DL
Horn, Maurion	4	CB
Horne, Justin	36	LB
Hudson, Micah	14	WR
Hunter, Lee	2	DL
Jackson, Trey	88	TE
Jados, Will	76	OL
Jones, Bryson	85	WR
Jones III, Lloyd	10	QB
Jordan, Brenden	7	S
Joyner, Quintaelyn	19	S
Joyner, Quinten	0	RB
Lemons, Chris	43	LB
Lewis, Chapman	25	S
Lindsay, Deante	26	CB
Llewellyn, Jason	89	TE
Loftin, Jurrien	64	OL



ALPHABETICAL

NAME	NO	POS
Long, Kasen	92	DL
Low, Trent	34	LB
Maley, Garin	75	OL
McCarty, A.J.	1	S
McDonald, Braylan	28	S
McMath, Patrick	50	OL
Miles III, Oliver	15	S
Miller II, JohnCarlos	9	TE
Morgan, Peyton	17	S
Morgan, Price	13	WR
Morton, Behren	2	QB
Nedore, Ansel	90	OLB
Ofili, Cheta	32	OLB
Phillips, Holden	16	QB
Pollock, Brice	14	CB
Ponton, Jacob	70	OL
Powell, Kai	80	WR
Ramirez, Bryce	3	LB
Ramon-Edwards, Marcus	22	S
Rigsby, Braylon	94	DL
Roberts, Ben	13	LB
Robinson, Sean	86	TE
Rodriguez, Jacob	10	LB
Sampson, Howard	79	OL
Sciury, Vinny	71	OL
Sill, Daniel	63	OL
Singleton, Dylan	93	DL
Smith, Eddy	50	OLB
Smith, Wesley	40	LB
Spencer, Dylan	85	OLB
Stevenson, Macho	12	CB
Stone, Leyton	17	WR
Tilmon, Terrell	18	OLB
Tshibangu, Loic	33	RB
Turner, Tyson	11	WR
Upshaw Jr., D'Anthis	65	OL
Vagana, Rylan	47	LS
Valsin, Kelby	6	WR
Virgil, Reggie	1	WR
Washington, Amier	88	DL
West, TJ	4	WR
Wiginton, Haydon	19	WR
Williams, J'Koby	20	RB
Williams, Keyshawn	96	DL
Wilson, Sheridan	72	OL
Wisniewski, Cole	5	S
Zambrano, Hunter	57	OL

ROSTER BREAKDOWN BY POSITION

DEFENSIVE LINE						
0	Skyler Gill-Howard	6-1	290	Sr-TR	Milwaukee, Wis. (Greenfield)	
2	Lee Hunter	6-4	330	Sr-TR	Mobile, Ala. (Blount)	
8	E'Maurion Banks	6-5	300	Sr-2L	Wichita Falls, Texas (Rider)	
33	A.J. Holmes Jr.	6-3	300	Jr-TR	Houston, Texas (Westfield)	
51	Jayden Cofield	6-2	330	So-1L	Austin, Texas (Manor)	
58	Tanner Allen	6-3	280	Jr-SQ	Bryan, Texas (Bryan)	
88	Amier Washington	6-2	270	So-1L	Orange, Texas (Little Cypress-Mauriceville)	
92	Kasen Long	6-5	270	Fr-RS	Shallowater, Texas (Shallowater)	
93	Dylan Singleton	6-5	290	Fr-HS	New Iberia, La. (Loreauville)	
96	Keyshawn Williams	6-3	325	Fr-RS	Houston, Texas (Dekaney)	
97	Charles Anderson Jr.	6-6	280	Fr-RS	Houston, Texas (Pearland Dawson)	

OUTSIDE LINEBACKERS						
9	Romello Height	6-3	240	Sr-TR	Dublin, Ga. (Dublin)	
11	Charles Esters III	6-3	270	Sr-2L	Cedar Hill, Texas (Cedar Hill)	
18	Terrell Tilmon	6-5	240	Sr-2L	Arlington, Texas (Mansfield Timbervue)	
31	David Bailey	6-3	250	Sr-TR	Irvine, Calif. (Mater Dei)	
32	Cheta Ofili	6-4	240	Fr-RS	Rowlett, Texas (Sachse)	
50	Eddy Smith	6-6	275	Fr-RS	Pearland, Texas (Pearland Dawson)	
85	Dylan Spencer	6-5	250	So-1L	Orange, Texas (C.E. King)	
90	Ansel Nedore	6-3	270	So-1L	Round Rock, Texas (Round Rock)	
94	Braylon Rigsby	6-2	275	So-1L	Woodville, Texas (Woodville)	

INSIDE LINEBACKERS						
3	Bryce Ramirez^	6-2	235	Sr-3L	Missouri City, Texas (George Ranch)	
6	John Curry	6-2	235	So-1L	Lubbock, Texas (Coronado)	
10	Jacob Rodriguez	6-1	235	Sr-2L	Wichita Falls, Texas (Rider)	
13	Ben Roberts	6-3	240	Jr-2L	Haslet, Texas (Eaton)	
34	Trent Low^	6-1	220	Sr-2L	Midland, Texas (Midland Lee)	
35	Gage Elder	5-11	220	Sr-1L	Rockwall, Texas (Rockwall)	
36	Justin Horne	6-0	225	So-1L	New Orleans, La. (John Curtis Christian)	
40	Wesley Smith	5-10	220	Jr-2L	Midland, Texas (Legacy)	
43	Chris Lemons	6-2	220	So-SQ	Prosper, Texas (Prosper)	
45	Brock Golwas	6-1	235	Fr-HS	Flower Mound, Texas (Marcus)	

SAFETIES						
1	A.J. McCarty	6-0	195	Sr-1L	Brownwood, Texas (Brownwood)	
5	Cole Wisniewski	6-4	220	Sr-TR	Sparta, Wis. (Sparta)	
7	Brenden Jordan	6-0	205	Jr-2L	Mansfield, Texas (Mansfield)	
15	Oliver Miles III	6-2	190	Fr-RS	El Campo, Texas (El Campo)	
17	Peyton Morgan	6-0	180	Fr-RS	Round Rock, Texas (Pflugerville Weiss)	
19	Quintaelyn Joyner	6-0	200	Fr-HS	Austin, Texas (Bastrop)	
21	Miquel Dingle Jr.	6-2	225	So-1L	Charleston, S.C. (Byrnes)	
22	Marcus Ramon-Edwards	6-3	225	So-SQ	Lubbock, Texas (Trinity Christian)	
24	Malik Esquerra	6-3	205	Fr-RS	Killeen, Texas (Shoemaker)	
25	Chapman Lewis	6-1	185	Jr-2L	Burleson, Texas (Burleson Centennial)	
28	Braylan McDonald	6-0	195	Fr-HS	Terrell, Texas (Lancaster)	
29	Chief Collins	6-0	200	Sr-2L	Lucas, Texas (Lovejoy)	
30	Mikal Harrison-Pilot	6-0	215	So-SQ	Temple, Texas (Temple)	
39	Luke Dillingham	6-1	205	Sr-SQ	Brock, Texas (Brock)	

CORNERBACKS						
4	Maurion Horn	5-11	190	Jr-2L	Broken Arrow, Okla. (Broken Arrow)	
12	Macho Stevenson	6-1	190	So-1L	Shreveport, La. (Captain Shreve)	
14	Brice Pollock	6-0	195	Jr-TR	Snellville, Ga. (Shiloh)	
16	Ashton Hampton	6-0	170	Fr-RS	Pearland, Texas (Pearland)	
20	Dontae Balfour	6-1	185	Sr-TR	Starke, Fla. (Bradford)	
23	Tarrion Grant	6-2	190	So-TR	Sumter, S.C. (Siegel)	
26	Deante Lindsay	6-1	185	Fr-HS	Ada, Okla. (Ada)	
27	Amier Boyd	6-2	190	Jr-TR	Phoenix, Ariz. (Mountain Pointe)	

ROSTER KEY  
^ represents Super Senior who is utilizing COVID season for final year of eligibility



BIG 12 CONFERENCE STANDINGS

	CONF	PCT.	OVERALL	STK
Iowa State	1-0	1.000	4-0	W4
Houston	1-0	1.000	3-0	W3
Arizona	0-0	1.000	3-0	W3
Texas Tech	0-0	1.000	3-0	W3
Utah	0-0	1.000	3-0	W3
BYU	0-0	1.000	2-0	W3
UCF	0-0	1.000	2-0	W2
TCU	0-0	1.000	2-0	W2
Arizona State	0-0	.667	2-1	W1
Baylor	0-0	.667	2-1	W2
Cincinnati	0-0	.667	2-1	W2
Kansas	0-0	.667	2-1	L1
West Virginia	0-0	.667	2-1	W1
Oklahoma State	0-0	.500	1-1	L1
Colorado	0-1	.333	1-2	W1
Kansas State	0-1	.250	1-3	L2

BIG 12 UPCOMING SCHEDULE

FRIDAY, SEPTEMBER 19

Tulsa at Oklahoma State (ESPN)	6 p.m.
--------------------------------	--------

SATURDAY, SEPTEMBER 20

Texas Tech at Utah (FOX)	11 a.m.
SMU at TCU (ESPN2)	11 a.m.
North Carolina at UCF (FOX)	2:30 p.m.
West Virginia at Kansas (FS1)	5 p.m.
BYU at East Carolina (ESPN2)	6:30 p.m.
Arizona State at Baylor (FOX)	6:30 p.m.
Wyoming at Colorado (ESPN)	9:15 p.m.

FRIDAY, SEPTEMBER 26

TCU at Arizona State (FOX)	8 p.m.
Houston at Oregon State (ESPN)	9:30 p.m.

SATURDAY, SEPTEMBER 27

Utah at West Virginia	TBA
Baylor at Oklahoma State	TBA
Cincinnati at Kansas	TBA
Arizona at Iowa State	TBA
UCF at Kansas State	TBA
BYU at Colorado (ESPN)	9:15 p.m.

FRIDAY, OCTOBER 3

West Virginia at BYU (ESPN)	9:30 p.m.
-----------------------------	-----------

SATURDAY, OCTOBER 4

Kansas at UCF	TBA
Iowa State at Cincinnati	TBA
Kansas State at Baylor	TBA
Texas Tech at Houston	TBA
Colorado at TCU	TBA
Oklahoma State at Arizona	TBA

SATURDAY, OCTOBER 11

UCF at Cincinnati	TBA
Kansas at Texas Tech	TBA
Houston at Oklahoma State	TBA
TCU at Kansas State	TBA
Iowa State at Colorado	TBA
BYU at Arizona	TBA
Arizona State at Utah	TBA

2025 OPPONENT SCHEDULES/RESULTS



**Arkansas at Pine Bluff**  
1-2, 0-0 SWAC  
Aug. 30 • 6:30 p.m.  
Lubbock, Texas

Date	Opponent	Time/Result
Aug. 30	at Texas Tech	L, 67-7
Sept. 6	at Central Arkansas	L, 41-7
Sept. 13	Lincoln (CA)	W, 34-8
--	OPEN DATE	--
Sept. 27	vs. Alcorn State	6 p.m.
Oct. 4	at Texas Southern	6 p.m.
Oct. 11	Westgate Christian	2 p.m.
Oct. 18	Grambling State	2 p.m.
Oct. 25	at Bethune-Cookman	2 p.m.
Nov. 1	Southern	2 p.m.
Nov. 8	Florida A&M	2 p.m.
Nov. 15	at Prairie View A&M	2 p.m.
Nov. 22	at Alabama State	TBA



**UTAH UTES**  
3-0, 0-0 Big 12  
Sept. 20 • 11 a.m. (FOX)  
Salt Lake City, UT

Date	Opponent	Time/Result
Aug. 30	at UCLA	W, 43-10
Sept. 6	Cal Poly	W, 63-9
Sept. 13	at Wyoming	W, 31-6
Sept. 20	Texas Tech	11 a.m.
Sept. 27	at West Virginia	TBA
--	OPEN DATE	--
Oct. 11	Arizona State	TBA
Oct. 18	at BYU	TBA
Oct. 25	Colorado	TBA
Nov. 1	Cincinnati	TBA
--	OPEN DATE	--
Nov. 15	at Baylor	TBA
Nov. 22	Kansas State	TBA
Nov. 28	at Kansas	11 a.m.



**ARIZONA ST SUN DEVILS**  
2-1, 0-0 Big 12  
Oct. 18 • TBD  
Tempe, Ariz.

Date	Opponent	Time/Result
Aug. 30	Northern Arizona	W, 38-19
Sept. 6	at Mississippi State	L, 24-20
Sept. 13	Texas State	W, 34-16
Sept. 20	at Baylor	6:30 p.m.
Sept. 26	TCU	8 p.m.
--	OPEN DATE	--
Oct. 11	at Utah	TBA
Oct. 18	Texas Tech	TBA
Oct. 25	Houston	TBA
Nov. 1	at Iowa State	TBA
--	OPEN DATE	--
Nov. 15	West Virginia	TBA
Nov. 22	at Colorado	TBA
Nov. 28	Arizona	TBA



**BYU COUGARS**  
2-0, 0-0 Big 12  
Nov. 9 • TBD  
Lubbock, Texas

Date	Opponent	Time/Result
Aug. 30	Portland State	W, 69-0
Sept. 6	Stanford	W, 27-3
Sept. 20	at East Carolina	6:30 p.m.
Sept. 27	at Colorado	9:15 p.m.
Oct. 3	West Virginia	9:30 p.m.
--	OPEN DATE	--
Oct. 11	at Arizona	TBA
Oct. 18	Utah	TBA
Oct. 25	at Iowa State	TBA
--	OPEN DATE	--
Nov. 8	at Texas Tech	TBA
Nov. 15	TCU	TBA
Nov. 22	at Cincinnati	TBA
Nov. 29	UCF	TBA



**KENT STATE**  
1-2, 0-1 MAC  
Sept. 6 • 11:00 a.m.  
Lubbock, Texas

Date	Opponent	Time/Result
Aug. 30	Merrimack College	W, 21-17
Sept. 6	at Texas Tech	L, 62-14
Sept. 13	Buffalo	L, 31-28
Sept. 20	at Florida State	2:30 p.m.
--	OPEN DATE	--
Oct. 4	at Oklahoma	TBA
Oct. 11	Massachusetts	TBA
Oct. 18	at Toledo	TBA
Oct. 25	Bowling Green	TBA
--	OPEN DATE	--
Nov. 5	at Ball State	TBA
Nov. 11	at Akron	7:30 p.m.
Nov. 29	Central Michigan	7 p.m.
Nov. 28	at Northern Illinois	TBA



**HOUSTON COUGARS**  
3-0, 1-0 Big 12  
Oct. 4 • TBD  
Houston, Texas

Date	Opponent	Time/Result
Aug. 28	Stephen F. Austin	W, 27-0
Sept. 6	at Rice	W, 35-9
Sept. 12	Colorado	W, 36-20
--	OPEN DATE	--
Sept. 26	at Oregon State	9:30 p.m.
Oct. 4	Texas Tech	TBA
Oct. 11	at Oklahoma State	TBA
Oct. 18	Arizona	TBA
Oct. 25	at Arizona State	TBA
Nov. 1	West Virginia	TBA
Nov. 7	at UCF	TBA
--	OPEN DATE	--
Nov. 22	TCU	TBA
Nov. 29	at Baylor	TBA



**OKLAHOMA ST COWBOYS**  
1-1, 0-0 Big 12  
Oct. 25 • TBD  
Lubbock, Texas

Date	Opponent	Time/Result
Aug. 28	UT Martin	W, 27-7
Sept. 6	at Oregon	L, 69-3
--	OPEN DATE	--
Sept. 19	Tulsa	6 p.m.
Sept. 27	Baylor	TBA
Oct. 4	at Arizona	TBA
Oct. 11	Houston	TBA
Oct. 18	Cincinnati	TBA
Oct. 25	at Texas Tech	TBA
Nov. 1	at Kansas	TBA
--	OPEN DATE	--
Nov. 15	Kansas State	TBA
Nov. 22	at UCF	TBA
Nov. 29	Iowa State	TBA



**UCF KNIGHTS**  
2-0, 0-0 Big 12  
Nov. 15 • TBD  
Lubbock, Texas

Date	Opponent	Time/Result
Aug. 28	Jacksonville State	W, 17-10
Sept. 6	North Carolina A&T	W, 68-7
--	OPEN DATE	--
Sept. 20	North Carolina	2:30 p.m.
Sept. 27	at Kansas State	TBA
Oct. 4	Kansas	TBA
Oct. 11	Cincinnati	TBA
Oct. 18	West Virginia	TBA
--	OPEN DATE	--
Nov. 1	at Baylor	TBA
Nov. 7	Houston	TBA
Nov. 15	at Texas Tech	TBA
Nov. 22	Oklahoma State	TBA
Nov. 29	at BYU	TBA



**OREGON STATE**  
0-3, 0-0 PAC 12  
Sept. 13 • 2:30 p.m.  
Lubbock, Texas

Date	Opponent	Time/Result
Aug. 30	Cal	L, 34-15
Sept. 6	Fresno State	L, 36-27
Sept. 13	at Texas Tech	W, 45-14
Sept. 20	at Oregon	2 p.m.
Sept. 26	Houston	9:30 p.m.
Oct. 4	at App State	TBA
Oct. 11	Wake Forest	2:30 p.m.
Oct. 18	Lafayette	9 p.m.
--	OPEN DATE	--
Nov. 1	Washington State	6:30 p.m.
Nov. 8	Sam Houston	9 p.m.
Nov. 15	at Tulsa	TBA
--	OPEN DATE	--
Nov. 29	at Washington State	5:30 p.m.



**KANSAS JAYHAWKS**  
2-1, 0-0 Big 12  
Oct. 11 • TBD  
Lubbock, Texas

Date	Opponent	Time/Result
Aug. 23	Fresno State	W, 46-7
Aug. 29	Wagner	W, 46-7
Sept. 6	at Missouri	L, 42-31
--	OPEN DATE	--
Sept. 20	West Virginia	5 p.m.
Sept. 27	Cincinnati	TBA
Oct. 4	at UCF	TBA
Oct. 11	at Texas Tech	TBA
Oct. 25	Kansas State	TBA
Nov. 1	Oklahoma State	TBA
Nov. 8	at Arizona	TBA
--	OPEN DATE	--
Nov. 22	at Iowa State	TBA
Nov. 28	Utah	11 a.m.



**KANSAS STATE WILDCATS**  
1-3, 0-1 Big 12  
Nov. 1 • TBD  
Manhattan, Kan.

Date	Opponent	Time/Result
Aug. 23	vs. Iowa State	L, 24-21
Aug. 30	North Dakota	W, 38-35
Sept. 6	Army	L, 24-21
Sept. 12	at Arizona	L, 23-17
--	OPEN DATE	--
Sept. 27	UCF	TBA
Oct. 4	at Baylor	TBA
Oct. 11	TCU	TBA
--	OPEN DATE	--
Oct. 25	at Kansas	TBA
Nov. 1	at Texas Tech	TBA
Nov. 15	at Oklahoma State	TBA
Nov. 22	at Utah	TBA
Nov. 29	Colorado	TBA



**WEST VIRGINIA**  
2-1, 0-0 Big 12  
Nov. 29 • TBD  
Morgantown, W. Va.

Date	Opponent	Time/Result
Aug. 30	Robert Morris	W, 45-3
Sept. 6	at Ohio	L, 17-10
Sept. 13	Pittsburgh	W, 31-24
Sept. 20	at Kansas	5 p.m.
Sept. 27	Utah	TBA
Oct. 3	at BYU	TBA
--	OPEN DATE	--
Oct. 18	at UCF	TBA
Oct. 25	TCU	TBA
Nov. 1	at Houston	TBA
Nov. 8	Colorado	TBA
Nov. 15	at Arizona State	TBA
--	OPEN DATE	--
Nov. 29	Texas Tech	TBA



NATIONAL RANKINGS

ASSOCIATED PRESS (Week 4, Sept. 14)

Team	Record	Points
1. Ohio State (55)	3-0	1631
2. Penn State (5)	3-0	1490
3. LSU (2)	3-0	1470
4. Miami (3)	3-0	1434
5. Georgia	3-0	1428
6. Oregon	3-0	1423
7. Florida State	2-0	1123
8. Texas	2-1	1111
9. Illinois	3-0	1110
10. Texas A&M	3-0	1101
11. Oklahoma	3-0	1056
12. Iowa State	4-0	820
13. Ole Miss	3-0	748
14. Alabama	2-1	599
15. Tennessee	2-1	583
16. Utah	3-0	573
17. Texas Tech	3-0	538
18. Georgia Tech	3-0	511
19. Indiana	3-0	458
20. Vanderbilt	3-0	397
21. Michigan	2-1	356
22. Auburn	3-0	344
23. Missouri	3-0	292
24. Notre Dame	0-2	207
25. USC	3-0	105

RECEIVING VOTES: BYU 94, South Florida 83, South Carolina 82, Mississippi St. 69, TCU 67, Arizona St. 57, Tulane 33, Louisville 25, Nebraska 9, Baylor 6, Clemson 6, SMU 4, NC State 4, UNLV 2, Navy 1.

USA TODAY AFCA COACHES POLL (Week 4, Sept. 14)

Team	Record	Points
1. Ohio State (62)	3-0	1668
2. Penn State (3)	3-0	1559
3. Georgia (1)	3-0	1501
4. LSU (1)	3-0	1468
5. Oregon	3-0	1444
6. Miami	3-0	1379
7. Texas	2-1	1209
8. Illinois	3-0	1150
9. Florida State	2-0	1023
10. Texas A&M	3-0	1003
11. Ole Miss	3-0	951
12. Oklahoma	3-0	906
13. Iowa State	4-0	896
14. Alabama	2-1	630
15. Tennessee	2-1	625
16. Texas Tech	3-0	563
17. Indiana	3-0	550
18. Utah	3-0	510
19. Georgia Tech	3-0	333
20. Michigan	2-1	316
21. Notre Dame	0-2	296
22. Missouri	3-0	252
23. Vanderbilt	3-0	249
24. South Carolina	2-1	198
25. Auburn	3-0	1690

RECEIVING VOTES: BYU 158, Arizona State 141, USC 117, Clemson 116, Tulane 107, Louisville 53, TCU 49, South Florida 48, Mississippi State 27, SMU 24, Nebraska 24, Navy 15, Memphis 14, Washington 13, North Carolina State 13, Baylor 8, Houston 5, Kansas 2, UNLV 1, California 1.

TEXAS TECH IN THE RANKINGS | WEEK-BY-WEEK

Week	AP	Coaches	CFP
Preseason	23	24	--
Week 2	24	23	--
Week 3	21	20	--
Week 4	17	16	--
Week 5			
Week 6			
Week 7			
Week 8			
Week 9			
Week 10			
Week 11			
Week 12			
Week 13			
Week 14			
Week 15			
Week 16			

THE LAST TIME TEXAS TECH WAS...

Ranked in AP Poll	Aug. 11, 2025 (No. 23)
Ranked in Coaches' Poll	Preseason 2025 (No. 24)
RV in the AP Poll	Nov. 3, 2024
RV in Coaches' Poll	Nov. 3, 2024

MISCELLANEOUS RECORDS:

Highest Ranking (AP):	No. 2 (Nov. 2-16, 2008)
Highest Ranking (Coaches):	No. 2 (Nov. 9-16, 2008)
Highest Final Ranking (AP):	No. 11 (1938, 1973)
Highest Final Ranking (Coaches):	No. 11 (1973)
Consecutive Weeks Ranked (AP):	20 (2004-06)

COLLEGE FOOTBALL PLAYOFF RANKINGS

The selection committee will announce its first of six rankings on November 4. The committee members will convene in person on Mondays and Tuesdays, revealing their rankings each week on ESPN. The final selection committee rankings of the 2025 season will be released on Selection Day, Sunday, December 7. At that time, the committee will also announce the 12-team Playoff bracket pairings and game sites.

DATE	TIME
Tuesday, November 4	8-8:45 p.m. ET
Tuesday, November 11	7-8 p.m. ET
Tuesday, November 18	8:30-9 p.m. ET
Tuesday, November 25	7-8 p.m. ET
Tuesday, December 2	7-7:30 p.m. ET
Sunday, December 7	Noon - 3 p.m. ET

2025-26 CFP SCHEDULE	DATES
First Round ( <i>campus sites</i> )	Dec. 19/20
Quarterfinals ( <i>Cotton, Orange, Rose, Sugar</i> )	Dec. 31/Jan. 1
Semifinals ( <i>Fiesta, Peach</i> )	Jan. 8/9
National Championship ( <i>Miami, Fla.</i> )	Jan. 19

BIG 12 CONFERENCE 2024-27 SCHEDULING MATRIX

2024

Date	Opponent	Location
A31	Abilene Christian	Lubbock, TX
S7	at Washington State	Pullman, WA
S14	North Texas	Lubbock, TX
S21	Arizona State*	Lubbock, TX
S28	Cincinnati*	Lubbock, TX
O5	at Arizona*	Tuscon, AZ
O19	Baylor*	Lubbock, TX
O26	at TCU*	Fort Worth, TX
N2	at Iowa State*	Ames, IA
N9	Colorado*	Lubbock, TX
N23	at Oklahoma State*	Stillwater, OK
N30	West Virginia*	Lubbock, TX

\* - Big 12 game

2025

Date	Opponent	Location
A30	Arkansas at Pine Bluff	Lubbock, TX
S6	Kent State	Lubbock, TX
S13	Oregon State	Lubbock, TX
S20	at Utah*	Salt Lake City, UT
O4	at Houston*	Houston, TX
O11	Kansas*	Lubbock, TX
O18	at Arizona State*	Tempe, AZ
O25	Oklahoma State*	Lubbock, TX
N1	at Kansas State*	Manhattan, KS
N8	BYU*	Lubbock, TX
N15	UCF*	Lubbock, TX
N29	at West Virginia*	Morgantown, WV

\* - Big 12 game

2026

Date	Opponent	Location
S5	Abilene Christian	Lubbock, TX
S12	at Oregon State	Corvallis, OR
S26	Sam Houston	Lubbock, TX
	Arizona*	Lubbock, TX
	Arizona State*	Lubbock, TX
	Houston*	Lubbock, TX
	TCU*	Lubbock, TX
	West Virginia*	Lubbock, TX
	at Baylor*	Waco, TX
	at Cincinnati*	Cincinnati, OH
	at Colorado*	Boulder, CO
	at Oklahoma State*	Stillwater, TX

All future conference dates (2026-27) are TBD

2027

Date	Opponent	Location
S4	Arkansas at Pine Bluff	Lubbock, TX
S11	at North Texas	Denton, TX
S18	N.C. State	Lubbock, TX
	Baylor*	Lubbock, TX
	Iowa State*	Lubbock, TX
	Kansas State*	Lubbock, TX
	Utah*	Lubbock, TX
	at BYU*	Provo, UT
	at Houston*	Houston, TX
	at Kansas*	Lawrence, KS
	at TCU*	Fort Worth, TX
	at UCF*	Orlando, FL

All future conference dates (2026-27) are TBD



INDIVIDUAL | SINGLE-GAME CAREER HIGHS

PASSING

	Completions		Attempts		Yards		300-YD Passing Games (career)
Name	2025	Career	2025	Career	2025	Career	
#2 Behren Morton	23 (vs. Oregon St.)	39 ('22 at Oklahoma St.)	35 (vs. Oregon St.)	62 ('22 at Oklahoma St.)	464 (vs. Oregon St.)	464 ('25 vs. Oregon St.)	7
#12 Mitch Griffis	2 (2x, last vs. Kent St.)	24 ('23 at Old Dominion)*	3 (vs. UAPB)	41 ('23 at Old Dominion)*	21 (vs. UAPB)	329 ('23 vs. Elon)*	2
#15 Will Hammond	7 (2x, last vs. Kent St.)	20 ('24 vs. Arkansas)	10 (vs. Kent St.)	34 ('24 vs. Arkansas)	94 (vs. Kent St.)	280 ('24 vs. Arkansas)	0
	Longest Pass		Touchdowns		Interceptions		
Name	2025	Career	2025	Career	2025	Career	
#2 Behren Morton	61 (vs. Oregon St.)	70 ('24 vs. North Texas)	4 (2x, last vs. Oregon St.)	5 ('24 vs. ACU)	1 (vs. Oregon St.)	3 (2x, last '23 at Texas)	
#12 Mitch Griffis	13 (vs. UAPB)	69 ('23 vs. Elon)*	1 (vs. UAPB)	3 (3x, last '23 vs. ODU)*	<i>has not happened</i>	2 (2x, last '23 vs. Ga. Tech)*	
#15 Will Hammond	38 (vs. Kent St.)	47 ('24 vs. Arkansas)	1 (2x, last vs. Kent St.)	1 (4x, last '25 vs. Kent St.)	1 (vs. Oregon St.)	2 ('24 vs. Arkansas)	

RUSHING

	Attempts		Yards		TDs		Longest Career	100-Yd
Name	2025	Career	2025	Career	2025	Career	Run	Games
#8 Cameron Dickey	16 (vs. Oregon St.)	16 ('25 vs. Oregon St.)	90 (vs. UAPB)	90 ('25 vs. UAPB)	2 (vs. Kent St.)	2 ('25 vs. Kent St.)	37 ('24 vs. North Texas)	0
#20 J'Koby Williams	13 (vs. Oregon St.)	15 ('24 vs. Arkansas)	56 (vs. UAPB)	123 ('24 vs. Arkansas)	1 (2x, last vs. Oregon St.)	1 (4x, last '25 vs. Oregon St.)	54 ('24 vs. Arkansas)	1
#23 Adam Hill	16 (vs. Kent St.)	16 ('25 vs. Kent St.)	127 (vs. Kent St.)	127 ('25 vs. Kent St.)	has not happened	has not happened	36 ('25 vs. Kent St.)	1
Quarterbacks								
#2 Behren Morton	5 (vs. Oregon St.)	17 ('22 at Oklahoma St.)	4 (vs. Kent St.)	53 ('22 at Oklahoma St.)	has not happened	1 (6x, last '24 vs. UNT)	26 ('24 vs. Cincinnati)	0
#12 Mitch Griffis	2 (vs. Kent St.)	20 ('23 vs. Ga. Tech)*	13 (vs. Kent St.)	55 ('23 at Duke)*	has not happened	2 ('23 at Duke)*	27 ('23 vs. Ga. Tech)*	0
#15 Will Hammond	3 (2x, last vs. Oregon St.)	8 ('24 at TCU)	64 (vs. UAPB)	64 ('25 vs. UAPB)	1 (2x, last vs. Kent St.)	1 (4x, last '25 vs. Kent St.)	64 ('25 vs. UAPB)	0

RECEIVING

	Receptions		Yards		TDs		Longest Career	100-Yd
Name	2025	Career	2025	Career	2025	Career	Reception	Games
#1 Reggie Virgil	5 (vs. Kent St.)	6 ('24 at Bowling Green)*	56 (vs. UAPB)	113 ('24 at Eastern Michigan)*	2 (vs. Kent St.)	2 (2x, last '25 vs. Kent St.)*	75 ('24 at E. Michigan)*	3
#3 Coy Eakin	5 (vs. Oregon St.)	8 ('23 vs. TCU)	123 (vs. Oregon St.)	123 ('25 vs. Oregon St.)	1 (3x, last vs. Oregon St.)	2 (2x, last '24 vs. Cincy)	70 ('24 vs. North Texas)	3
#5 Caleb Douglas	3 (vs. UAPB)	9 (2x, last '24 at TCU)	77 (vs. Oregon St.)	140 ('24 at TCU)	1 (vs. Oregon St.)	3 ('24 vs. Bay(or)	62 ('22 vs. E. Wash.)	4
#6 Kelby Valsin	1 (2x, last vs. Kent St.)	2 ('24 vs. Arkansas)	18 (vs. UAPB)	18 ('25 vs. UAPB)	has not happened	has not happened	18 ('25 vs. UAPB)	0
#7 Terrance Carter Jr.	6 (vs. Oregon St.)	7 (2x, '24 at Coastal C.)*	102 (vs. Oregon St.)	149 ('24 at Coastal C.)*	2 (vs. UAPB)	2 ('25 vs. UAPB)	74 ('24 vs. App State)*	*2/1
#9 John Carlos Miller II	2 (2x, last vs. Kent St.)	5 ('23 at Delaware)*	24 (vs. UAPB)	101 ('23 at Delaware)*	has not happened	1 (10x, last '24 vs. Ariz. St.)*	70 ('23 at Delaware)*	*1/0
#14 Micah Hudson	2 (vs. UAPB)	3 ('24 vs. North Texas)	20 (vs. UAPB)	43 ('24 vs. North Texas)	has not happened	has not happened	38 ('24 at Arizona)	0
#18 Roy Alexander	3 (vs. Kent St.)	13 ('24 at S. Dakota St.)*	31 (vs. Kent St.)	163 ('24 vs. Lamar)*	has not happened	3 (2x, last '24 vs. Lamar)*	67 ('21 at NDSU)*	*6/0
Running Backs								
#8 Cameron Dickey	2 (vs. Kent St.)	5 ('24 at Washington St.)	10 (vs. Kent St.)	34 ('24 at Washington St.)	has not happened	1 ('24 at Washington St.)	12 ('24 at Wash. St.)	0
#20 J'Koby Williams	7 (vs. Oregon St.)	7 ('25 vs. Oregon St.)	116 (vs. Oregon St.)	116 ('25 vs. Oregon St.)	1 (vs. Oregon St.)	1 (2x, last '25 vs. Oregon St.)	39 ('25 vs. Oregon St.)	1

DEFENSE

	Tackles			Sacks			TFLs		
Name	2025	Career	2025	Career	2025	Career	2025	Career	INT
#0 Skyler Gilt-Howard	4 (vs. Kent St.)	7 ('24 at Bowling Green)*	0.5 (vs. UAPB)	2.0 ('24 at Bowling Green)*	1.0 (vs. Kent State)	3.0 ('24 at Bowling Green)*	1 ('25 vs. Kent State)		
#1 A.J. McCarty	3 (vs. Kent St.)	9 ('22 at Iowa St.)	has not happened	0.5 ('24 vs. Arizona St.)	1.0 (vs. UAPB)	1.0 (7x, last '25 vs. UAPB)	1 (3x)*		
#2 Lee Hunter	5 (vs. Oregon St.)	9 ('23 vs. Baylor)*	0.5 (vs. UAPB)	1.0 (5x)*	0.5 (2x, last vs. Oregon St.)	2.5 (2x, last '24 vs. Utah)*	has not happened		
#3 Bryce Ramirez	4 (vs. UAPB)	7 ('23 at BYU)	1.0 (vs. UAPB)	1.0 ('25 vs. UAPB)	1.0 (vs. UAPB)	1.0 ('25 vs. UAPB)	1 ('24 vs. UNT)		
#4 Maurion Horn	has not happened	11 ('24 vs. ACU)	has not happened	has not happened	has not happened	1.0 (3x, last '24 vs. W. Virginia)	has not happened		
#5 Cole Wisniewski	8 (vs. Oregon St.)	11 (3x, last '23 at Montana)*	1.0 (vs. Oregon St.)	1.0 (2x, last '25 vs. Oregon St.)*	1.5 (vs. Oregon St.)	1.5 ('25 vs. Oregon St.)	2 (2x)*		
#6 John Curry	7 (vs. Oregon St.)	7 (3x, last '25 vs. Oregon St.)	has not happened	has not happened	1.0 (vs. UAPB)	1.0 ('25 vs. UAPB)	1 ('24 vs. WVU)		
#7 Brenden Jordan	5 (vs. Oregon St.)	6 ('23 vs. K-State)	has not happened	0.5 ('24 at TCU)	has not happened	1.0 (3x, last '24 vs. Arkansas)	has not happened		
#8 E'Maurion Banks	2 (vs. Kent St.)	5 (2x, last '24 at Wash. St.)	has not happened	1.0 ('23 vs. Cal)	has not happened	2.0 ('23 vs. Cal)	has not happened		
#9 Romello Height	4 (vs. Oregon St.)	5 (2x, last '24 at Louisville)*	1.0 (2x, last vs. Oregon St.)	2.0 ('23 at Arizona State)*	1.0 (2x, last vs. Oregon St.)	2.0 ('23 at Arizona State)*	1 ('24 vs. NCST)*		
#10 Jacob Rodriguez	7 (2x, last vs. Oregon St.)	17 ('24 vs. Colorado)	has not happened	2.0 ('24 at Iowa State)	1.0 (vs. Kent St.)	2.5 ('24 at Iowa State)	1 (2x)		
#11 Charles Esters III	2 (vs. UAPB)	7 ('23 vs. Oregon)	has not happened	2.0 ('23 at Baylor)	1.0 (vs. UAPB)	2.0 ('23 at Baylor)	has not happened		
#12 Macho Stevenson	1 (vs. Kent St.)	5 ('24 vs. Cincinnati)	has not happened	has not happened	has not happened	has not happened	has not happened		
#13 Ben Roberts	6 (vs. Kent St.)	13 ('23 at Texas)	has not happened	0.5 ('23 vs. Oregon)	has not happened	2.0 (2x, last '24 vs. Cincinnati)	1 ('23 at WVU)		
#14 Brice Pollock	6 (vs. Oregon St.)	6 (4x, last '25 vs. Oregon St.)*	has not happened	has not happened	has not happened	1.0 ('24 at Tennessee)*	2 ('25 vs. Oregon St.)		
#18 Terrell Tilmon	has not happened	4 ('24 vs. West Virginia)	has not happened	2.0 ('24 vs. West Virginia)	has not happened	2.0 ('24 vs. West Virginia)	has not happened		
#20 Dontae Balfour	3 (vs. Oregon St.)	9 (2x, last '24 vs. UAB)*	has not happened	has not happened	0.5 (vs. Oregon St.)	1.5 ('24 at Rice)*	1 (3x)		
#25 Chapman Lewis	has not happened	7 (3x, last '24 at Iowa St.)	has not happened	has not happened	has not happened	0.5 (2x, last '24 vs. W. Virginia)	1 (3x)		
#27 Amier Boyd	3 (vs. UAPB)	5 ('24 vs. MTSU)*	has not happened	has not happened	has not happened	1.0 (2x, last '24 vs. Kennesaw St.)*	1 (3x)		
#31 David Bailey	2 (2x, last vs. Oregon St.)	10 ('22 at UCLA)*	1.0 (2x, last vs. Oregon St.)	3.0 ('23 at Hawaii)*	1.0 (2x, last vs. Oregon St.)	4.0 ('23 at Hawaii)*	has not happened		
#33 A.J. Holmes Jr.	5 (vs. Kent St.)	7 ('24 vs. Baylor)*	1.0 (vs. Kent St.)	1.5 ('23 vs. Cincinnati)*	2.0 (vs. Kent St.)	2.5 ('23 vs. Cincinnati)*	has not happened		
#51 Jayden Cofield	3 (2x, last vs. Oregon St.)	4 (2x, last '24 vs. Arkansas)	has not happened	1.0 (2x, last '24 vs. W. Virginia)	0.5 (vs. Kent St.)	1.0 (4x, last '24 vs. Arkansas)	has not happened		
#88 Amier Washington	3 (vs. UAPB)	4 (2x, last '24 vs. Ariz. St.)	has not happened	2.0 ('23 vs. Cal)	has not happened	4.0 ('23 vs. Cal)	has not happened		
#90 Ansel Ndore	has not happened	2 ('24 at Arizona)	has not happened	has not happened	has not happened	has not happened	has not happened		
#94 Braylon Rigsby	1 (vs. UAPB)	4 ('24 at Oklahoma St.)	has not happened	has not happened	has not happened	1.0 (3x, last '24 at Okla. St.)	has not happened		

\* - indicates stats that include numbers accumulated at previous FBS institution



GAME-BY-GAME STARTERS

OFFENSE

GAME	QB	RB	TE	WR	WR	WR	LT	LG	C	RG	RT
Arkansas-Pine Bluff	Morton	Dickey	Carter	Miller II (TE)	Douglas	Virgil	Sampson	Jados	Wilson	Carter	Ponton
Kent State	Morton	Williams	Carter	Eakin	Douglas	Virgil	Sampson	Jados	Wilson	Carter	Ponton
Oregon State	Morton	Williams	Carter	Eakin	Douglas	Virgil	Sampson	Jados	Wilson	Carter	Ponton
at Utah											
at Houston											
Kansas											
at Arizona State											
Oklahoma State											
at Kansas State											
BYU											
UCF											
at West Virginia											

DEFENSE

GAME	END	NG	DT	OLB/DOG	LB-MIKE	LB-WILL	STAR	CB	SS	FS	CB
Arkansas-Pine Bluff	Bailey	Hunter	Gill-Howard	Height	Roberts	Rodriguez	Curry	Pollock	Jordan	Wisniewski	Horn
Kent State	Rigsby	Hunter	Gill-Howard	Height	Roberts	Rodriguez	Curry	Pollock	Jordan	Wisniewski	Boyd
Oregon State	Bailey	Hunter	Gill-Howard	Height	Roberts	Rodriguez	Curry	Pollock	Jordan	Wisniewski	Balfour
at Utah											
at Houston											
Kansas											
at Arizona State											
Oklahoma State											
at Kansas State											
BYU											
UCF											
at West Virginia											

2025 STARTS LEADERS

1.	Ben Roberts (Jr.), LB	3
2.	Behren Morton (Sr.), QB	3
3.	Jacob Rodriguez (Sr.), LB	3
4.	Caleb Douglas (Sr.), WR	3
5.	Sheridan Wilson (Jr.), OL	3
6.	Davion Carter (Sr.), OL	3
7.	Brenden Jordan (Jr.), DB	3
8.	Terrance Carter Jr. (Jr.), TE	3
9.	Reggie Virgil (Sr.), WR	3
10.	Howard Sampson (Jr.), OL	3
11.	Will Jados (Sr.), OL	3
12.	Jacob Ponton (R-Fr.), OL	3
13.	Lee Hunter (Sr.), DL	3
14.	Skyler Gill-Howard (Sr.), DL	3
15.	Romello Height (Sr.), OLB	3
16.	John Curry (So.), LB	3
17.	Brice Pollock (Jr.), CB	3
18.	Cole Wisniewski (Sr.), S	3
19.	David Bailey (Sr.), OLB	2
20.	J'Koby Williams (So.), RB	2
21.	Coy Eakin (Jr.), WR	2
22.	Johncarlos Miller (Sr.), TE	1
23.	Cameron Dickey (So.), RB	1
24.	Maurion Horn (Jr.), DB	1
25.	Amier Boyd (Jr.), CB	1
26.	Braylon Rigsby (So.), OLB	1
27.	Dontae Balfour (Sr.), CB	1

BREAKDOWN BY CLASSIFICATION - STARTS LEADERS

27 different players have made starts in 2025; breakdown by class below	
Freshmen	1
Sophomores	4
Juniors	9
Seniors	13

CONSECUTIVE STARTS LEADERS

PLAYER, POS.	CONSECUTIVE STARTS <sup>A</sup>
Ben Roberts (Jr.), LB	28
Jacob Rodriguez (Sr.), LB	17
Caleb Douglas (Sr.), WR	16
Sheridan Wilson (Jr.), OL	16
Davion Carter (Sr.), OL	14
Brenden Jordan (Jr.), DB	4
Jacob Ponton (R-Fr.), OL	4
Behren Morton (Sr.), QB	3
Terrance Carter Jr. (Jr.), TE	3
Reggie Virgil (Sr.), WR	3
Howard Sampson (Jr.), OL	3
Will Jados (Sr.), OL	3
Lee Hunter (Sr.), DL	3
Skyler Gill-Howard (Sr.), DL	3
Romello Height (Sr.), OLB	3
John Curry (So.), LB	3
Brice Pollock (Jr.), CB	3
Cole Wisniewski (Sr.), S	3
J'Koby Williams (So.), RB	2
Coy Eakin (Jr.), WR	2
Dontae Balfour (Sr.), CB	1
David Bailey (Sr.), OLB	1

<sup>A</sup> consecutive starts at Texas Tech

CAREER STAT NOTABLES

CAREER GAMES PLAYED/STARTED

PLAYER	2020	2021	2022	2023	2024	2025	TOTAL
Roy Alexander, WR	-	*10/5	*11/11	*6/2	*14/13	3/0	44/31
David Bailey, OLB	-	-	*11/9	*10/5	*12/2	3/2	36/18
Dontae Balfour, CB	-	*2/0	*4/0	*11/11	*12/12	2/1	31/24
E'Maurion Banks, DL	-	1/0	2/0	9/1	7/6	3/0	22/7
Amier Boyd, CB	-	-	*4/0	*11/1	*9/4	2/1	26/6
Davion Carter, OL	-	-	*12/11	*12/12	13/12	3/3	40/38
Terrance Carter Jr., TE	-	-	*1/0	*12/2	*13/13	3/3	29/18
Cash Cleveland, OL	-	-	-	-	*6/4	-/-	6/4
Jayden Cofield, DL	-	-	-	3/0	13/2	3/0	19/2
John Curry, LB	-	-	-	5/0	13/0	3/3	20/3
Cameron Dickey, RB	-	-	-	-	12/0	3/1	15/1
Miquel Dingle Jr., LB	-	-	-	4/1	13/0	1/0	18/1
Caleb Douglas, WR	-	-	*8/2	*5/5	13/13	3/3	29/23
Coy Eakin, WR	-	-	4/0	10/7	13/12	3/2	30/21
Charles Esters III, OLB	-	0/0	1/0	12/3	9/9	1/0	23/12
Skyler Gill-Howard, DL	-	*4/0	*0/0	*13/0	*12/1	3/3	32/4
Tarrion Grant, CB	-	-	-	-	*11/3	2/0	13/3
Mitch Griffis, QB	*4/0	*4/0	*6/1	*9/9	*0/0	2/0	25/10
Will Hammond, QB	-	-	-	-	*4/1	3/0	7/1
Romello Height, OLB	*1/0	*9/0	*2/2	*12/0	*12/12	3/3	39/17
A.J. Holmes Jr., DL	-	-	*5/1	*12/3	*12/12	3/0	32/16
Maurion Horn, DB	-	-	-	10/0	13/13	1/1	24/14
Micah Hudson, WR	-	-	-	-	8/1	3/0	11/1

PLAYER	2020	2021	2022	2023	2024	2025	TOTAL
Lee Hunter, DL	-	*0/0	*13/0	*13/13	*12/10	3/3	41/26
Will Jados, OL	-	*0/0	*12/12	*14/14	*13/13	3/3	42/42
Brenden Jordan, DB	-	-	-	13/5	13/2	3/3	29/10
Chapman Lewis, DB	-	-	-	12/0	11/11	-/-	23/11
A.J. McCarty, DB	*3/0	*13/0	*13/2	1/0	13/11	3/0	46/13
JohnCarlos Miller II, TE	-	*4/0	*11/11	*10/10	13/0	3/1	41/22
Behren Morton, QB	-	2/0	9/4	10/8	12/12	3/3	36/27
Brice Pollock, CB	-	-	-	*11/3	*12/12	3/3	26/18
Jacob Ponton, OL	-	-	-	-	4/1	3/3	7/4
Bryce Ramirez, LB	0/0	7/0	2/1	11/2	7/0	3/0	30/3
Braylon Rigsby, DL	-	-	-	1/0	12/1	3/1	16/2
Ben Roberts, LB	-	-	2/0	13/12	13/13	3/3	31/28
Jacob Rodriguez, LB	-	*12/0	12/0	5/4	13/13	3/3	45/20
Howard Sampson, OL	-	-	*2/0	*2/0	*12/12	3/3	19/15
Vinny Sciury, OL	*1/0	*11/6	*14/14	*13/13	2/2	3/0	44/35
Macho Stevenson, DB	-	-	-	0/0	12/3	2/0	14/3
Terrell Tilmon, OLB	-	*14/0	*1/0	13/0	11/1	2/0	41/1
Reggie Virgil, WR	-	-	*11/1	*12/0	*13/11	3/3	39/15
Amier Washington, DL	-	-	-	2/0	12/3	3/0	17/3
J'Koby Williams, RB	-	-	-	-	10/1	3/2	13/3
Sheridan Wilson, OL	-	-	-	2/0	13/13	3/3	18/16
Cole Wisniewski, S	*10/2	*15/2	*8/1	*14/14	*0/0	3/3	50/22
Hunter Zambrano, OL	*0/0	*9/6	*8/7	*11/11	*2/2	2/0	32/26

RED RAIDER NEWCOMERS

TRANSFERS (21)				
NO	PLAYER	POS	2025 GP/GS	LAST SCHOOL
0	Skyler Gill-Howard	DL	3/3	Northern Illinois
0	Quinten Joyner	RB	-/-	USC
1	Reggie Virgil	WR	3/3	Miami (OH)
2	Lee Hunter	DL	3/3	UCF
5	Cole Wisniewski	S	3/3	North Dakota State
7	Terrance Carter Jr.	TE	3/3	Louisiana
9	Romello Height	OLB	3/3	Georgia Tech
12	Mitch Griffis	QB	2/0	Wake Forest
14	Brice Pollock	CB	3/3	Mississippi State
18	Roy Alexander	WR	3/0	Incarinate Word
20	Dontae Balfour	CB	2/1	Charlotte
23	Tarrion Grant	CB	2/0	Purdue
27	Upton Bellenfant	K	3/0	Buffalo
27	Amier Boyd	CB	2/0	UTEP
31	David Bailey	OLB	3/2	Stanford
33	A.J. Holmes Jr.	DL	3/0	Houston
37	Ian Hershey	P/K	3/0	Arizona State
52	Cash Cleveland	OL	-/-	Colorado
57	Hunter Zambrano	OL	2/0	Illinois State
76	Will Jados	OL	3/3	Miami (OH)
79	Howard Sampson	OL	3/3	North Carolina

TRUE FRESHMEN (19)				
NO	PLAYER	POS	2025 GP/GS	HOMETOWN (HS)
10	Lloyd Jones III	QB	-/-	Hitchcock, Texas (Hitchcock)
16	Holden Phillips	QB	-/-	Lubbock, Texas (Frenship)
17	Leyton Stone	WR	3/0	Lubbock, Texas (Frenship)
19	Quintaelyn Joyner	S	-/-	Austin, Texas (Bastrop)
21	Tristian Gentry	WR	3/0	Stephenville, Texas (Stephenville)
26	Deante Lindsay	CB	-/-	Ada, Okla. (Ada)
28	Braylan McDonald	S	2/0	Terrell, Texas (Lancaster)
35	Michael Henderson III	S	2/0	Dallas, Texas (Wylie East)
45	Brock Golwas	LB	3/0	Flower Mound, Texas (Marcus)
50	Patrick McMath	OL	3/0	Katy, Texas (Katy)
61	Connor Carty	OL	3/0	Prosper, Texas (Prosper)
68	Ren Brown	OL	-/-	Stanton, Neb. (Stanton)
73	Danilo Guberinich	OL	1/0	Ann Arbor, Mich. (Detroit Catholic Central)
75	Garin Maley	OL	1/0	La Vista, Neb. (Papillion-La Vista)
77	Elias Gillen	OL	1/0	Rapid City, S.D. (Stevens)
84	Michael Dever	WR	2/0	Lubbock, Texas (Lubbock Cooper)
85	Bryson Jones	WR	3/0	Frisco, Texas (Lone Star)
86	Sean Robinson	TE	1/0	Greenbrae, Calif. (Cibola Steele)
93	Dylan Singleton	DL	-/-	New Iberia, La. (Loreauville)



CAREER STAT NOTABLES

OFFENSE | RECEIVING

CAREER 100+ RECEIVING YARD GAMES		
Roy Alexander (6)		
Date	Rec. Yards	Opponent
Nov. 9, 2024	163*	Lamar
Oct. 30, 2021	162*	at Towson
Sept. 7, 2024	128*	at South Dakota State
Sept. 17, 2022	127*	at Fordham
Sept. 14, 2024	117*	at Southern Illinois
Sept. 4, 2021	113*	at North Dakota State
Terrance Carter Jr. (3)		
Date	Rec. Yards	Opponent
Oct. 19, 2024	149*	at Coastal Carolina
Oct. 12, 2024	107*	Appalachian State
Sept. 13, 2025	102	Oregon State
Caleb Douglas (4)		
Date	Rec. Yards	Opponent
Oct. 26, 2024	140	at TCU
Oct. 5, 2024	116	at Arizona
Dec. 27, 2024	115	vs. Arkansas
Nov. 23, 2024	102	at Oklahoma State
Coy Eakin (3)		
Date	Rec. Yards	Opponent
Sept. 13, 2025	123	Oregon State
Dec. 16, 2023	106	California
Oct. 14, 2023	102	Kansas State
John Carlos Miller II (1)		
Date	Rec. Yards	Opponent
Nov. 4, 2023	101*	at Delaware
Reggie Virgil (3)		
Date	Rec. Yards	Opponent
Oct. 12, 2024	113*	at Eastern Michigan
Nov. 19, 2024	107*	Northern Illinois
Nov. 5, 2024	101*	at Ball State
J'Koby Williams (1)		
Date	Rec. Yards	Opponent
Sept. 13, 2025	116	Oregon State

CAREER GAMES WITH MULTIPLE RECEIVING TDs							
Player	'21	'22	'23	'24	'25	Career	
Alexander, Roy	*0	*0	*1	*2	--	3	
Eakin, Coy	--	0	0	2	--	2	
Virgil, Reggie	--	*0	*0	*1	1	2	
Douglas, Caleb	--	*0	*0	1	--	1	
Carter Jr., Terrance	--	--	*0	*0	1	1	

\* indicates mark set at a previous school

OFFENSE | PASSING

CAREER 300+ YARD PASSING GAMES

Behren Morton (7)

Date	Pass Yards	Opponent
Sept. 13, 2025	464	Oregon State
Nov. 23, 2024	401	at Oklahoma State
Oct. 8, 2022	379	at Oklahoma State
Aug. 31, 2024	378	Abilene Christian
Nov. 30, 2024	359	West Virginia
Oct. 22, 2022	325	West Virginia
Sept. 7, 2024	323	at Washington State

Mitch Griffis (2)

Date	Pass Yards	Opponent
Aug. 31, 2023	329*	Elon
Sept. 16, 2023	312*	at Old Dominion

GAMES WITH MULTIPLE PASSING TDs

Player	'21	'22	'23	'24	'25	Career
Morton, Behren	-	2	6	9	3	20
Griffis, Mitch	*0	*1	*3	*0	0	4

GAMES WITH THREE OR MORE PASSING TDs

Player	'21	'22	'23	'24	'25	Career
Morton, Behren	-	-	2	4	3	9
Griffis, Mitch	*0	*1	*2	*0	0	3

GAMES WITH FOUR OR MORE PASSING TDs

Player	'21	'22	'23	'24	'25	Career
Morton, Behren	-	-	0	3	2	5

OFFENSE | RUSHING

CAREER 100+ RUSHING YARD GAMES

J'Koby Williams (1)

Date	Rush Yards	Opponent
Dec. 27, 2024	123	vs. Arkansas

Adam Hill (1)

Date	Rush Yards	Opponent
Sept. 6, 2025	127	Kent State

OFFENSE | RUSHING

CAREER 100+ RUSHING YARD GAMES

J'Koby Williams (1)

Date	Rush Yards	Opponent
Dec. 27, 2024	123	vs. Arkansas

Adam Hill (1)

Date	Rush Yards	Opponent
Sept. 6, 2025	127	Kent State

CAREER GAMES WITH MULTIPLE RUSHING TDs

Player	'21	'22	'23	'24	'25	Career
Joyner, Quinten	--	--	*0	*1	--	1
Dickey, Cameron	--	--	--	0	1	1

\*Indicates games played prior to arrival at Texas Tech

\* Indicates games played prior to arrival at Texas Tech

DEFENSE | TACKLES

CAREER 10+ TACKLE GAMES		
Ben Roberts (8)		
Date	Tackles	Opponent
Nov. 24, 2023	13	at Texas
Sept. 9, 2023	12	Oregon
Sept. 28, 2024	12	Cincinnati
Sept. 23, 2023	11	at West Virginia
Sept. 21, 2024	11	Arizona State
Oct. 14, 2023	11	Kansas State
Sept. 30, 2023	10	Houston
Oct. 21, 2023	10	at BYU
Jacob Rodriguez (8)		
Date	Tackles	Opponent
Nov. 9, 2024	17	Colorado
Aug. 31, 2024	13	Abilene Christian
Oct. 5, 2024	13	at Arizona
Nov. 2, 2024	13	at Iowa State
Nov. 18, 2023	12	UCF
Oct. 19, 2024	12	Baylor
Nov. 23, 2024	12	at Oklahoma State
Sept. 28, 2024	11	Cincinnati
Maurion Horn (2)		
Date	Tackles	Opponent
Aug. 31, 2024	11	Abilene Christian
Oct. 5, 2024	10	at Arizona
David Bailey (1)		
Date	Tackles	Opponent
Oct. 29, 2022	*10	at UCLA
Cole Wisniewski (4)		
Date	Tackles	Opponent
Dec. 16, 2023	*11	at Montana
Nov. 4, 2023	*11	at South Dakota State
Sept. 2, 2023	*11	vs. Eastern Washington
April 24, 2021	*10	vs. Eastern Washington



31 DAVID BAILEY

OLB | Sr. | 4th Yr. (1st at Tech) | Irvine, Calif. | Mater Dei HS

Follow on Social Media

X: @bailey\_david23 | IG: bailey.david

PARTICIPATION	2022*	2023*	2024*	2025	CAREER
GP/GS	11/9	10/5	12/2	3/2	35/18

\* at Stanford

CAREER STATS

TACKLES	GP	UA	A	Total	TFL	Yds	PD	FF	FR	Blkd	QBH
2022 (STAN)	10	29	17	46	8.5	43	0	2	0	-	3
2023 (STAN)	10	22	12	34	6.0	29	0	0	0	-	2
2024 (STAN)	12	22	9	31	8.0	48	1	5	0	-	8
2025 (TTU)	3	2	3	5	2.5	25	0	0	0	0	5
Totals	35	75	41	116	25	145	1	7	0	-	18

SACKS	G	UA	A	Total	Yds
2022 (STAN)	11	2	1	2.5	14
2023 (STAN)	10	5	0	5.0	24
2024 (STAN)	12	7	0	7.0	47
2025 (TTU)	3	2	1	2.5	25
Totals	35	16	2	18	110

2025 GAME-BY-GAME STATS

Opponent	GS	UA	A	TOT	SACKS-YDS	TFL-YDS	FF	FR	INT	QBH
Ark.-Pine Bluff	*	0	2	2	0.5-3	0.5-3	0	0	0	0
Kent State		1	0	1	1.0-7	1.0-7	0	0	0	1
Oregon State	*	1	1	2	1.0-15	1.0-15	0	0	0	4
at Utah										
at Houston										
Kansas										
at Arizona State										
Oklahoma State										
at Kansas State										
BYU										
UCF										
at West Virginia										
Totals		2	3	5	2.5-25	2.5-25	0	0	0	5

2024 GAME-BY-GAME STATS (@ STANFORD)

Opponent	GS	UA	A	TOT	SACKS-YDS	TFL-YDS	FF	FR	INT	QBH
TCU	*	2	0	2	0.0-0	0.0-0	1	0	0	0
Cal Poly	*	0	2	2	0.0-0	1.0-1	0	0	0	0
at Syracuse		4	0	4	2.0-17	2.0-17	1	0	0	0
at Clemson		0	0	0	0.0-0	0.0-0	0	0	0	1
Virginia Tech		0	0	0	0.0-0	0.0-0	0	0	0	0
at Notre Dame		3	0	3	1.0-5	1.0-5	0	0	0	0
SMU		3	3	6	1.0-6	1.0-6	0	0	0	1
Wake Forest		1	1	2	0.0-0	0.0-0	0	0	0	0
at NC State		4	1	5	2.0-9	2.0-9	2	0	0	1
Louisville		4	2	6	0.0-0	0.0-0	0	0	0	3
at California		0	0	0	0.0-0	0.0-0	0	0	0	0
at San Jose St.		1	0	1	1.0-10	1.0-10	1	0	0	2
Totals		22	9	31	7.0-47	8.0-48	5	0	0	8

2023 GAME-BY-GAME STATS (@ STANFORD)

Opponent	GS	UA	A	TOT	SACKS-YDS	TFL-YDS	FF	FR	INT	QBH
at Hawai'i	*	6	0	6	3.0-20	4.0-25	0	0	0	1
at USC	*	3	0	3	0.0-0	0.0-0	0	0	0	0
Sacramento State		1	1	2	0.0-0	0.0-0	0	0	0	0
Arizona	*	2	3	5	1.0-1	1.0-1	0	0	0	1
Oregon		2	1	3	0.0-0	0.0-0	0	0	0	0
at Colorado	*	1	1	2	0.0-0	0.0-0	0	0	0	0
UCLA		1	2	3	1.0-3	1.0-3	0	0	0	0
Washington		DNP								
at Washington St.		DNP								
at Oregon State		1	0	1	0.0-0	0.0-0	0	0	0	0
California		4	1	5	0.0-0	0.0-0	0	0	0	0
Notre Dame	*	1	3	4	0.0-0	0.0-0	0	0	0	0
Totals		22	12	34	5.0-24	6.0-29	0	0	0	2

2022 GAME-BY-GAME STATS (@ STANFORD)

Opponent	GS	UA	A	TOT	SACKS-YDS	TFL-YDS	FF	FR	INT	QBH
Colgate	*	0	2	2	0.0-0	0.0-0	0	0	0	0
USC	*	4	5	9	1.5-6	1.5-6	0	0	0	0
at Washington	*	1	0	1	0.0-0	0.0-0	0	0	0	0
at Oregon	*	6	0	6	0.0-0	1.0-1	0	0	0	0
Oregon State	*	3	1	4	0.0-0	2.0-5	0	0	0	1
at Notre Dame		DNP								
Arizona State		DNP								
at UCLA	*	8	2	10	1.0-8	2.0-11	1	0	0	0
Washington St.	*	5	4	9	0.0-0	2.0-20	1	0	0	1
at Utah	*	1	1	2	0.0-0	0.0-0	0	0	0	0
at California		1	0	1	0.0-0	0.0-0	0	0	0	1
BYU		0	2	2	0.0-0	0.0-0	0	0	0	0
Totals		29	17	43	2.5-14	8.5-43	2	0	0	3

20 DONTAE BALFOUR

CB | Sr. | 5th Yr. (1st at Tech) | Starke, Fla. | Bradford HS

Follow on Social Media

X: @BalfourDontae | IG: donnieuono

PARTICIPATION	2021*	2022*	2023*	2024*	2025	CAREER
GP/GS	2/0	4/0	11/11	12/12	2/1	31/24

\* at North Carolina | \* at Charlotte

CAREER STATS

TACKLES	GP	UA	A	Total	TFL	Yds	PD	FF	FR	INT	QBH
2021 (UNC)	2	0	0	0	0.0	0	0	0	0	0	0
2022 (UNC)	4	5	1	6	0.0	0	0	0	0	0	0
2023 (CHAR)	11	34	20	54	1.0	7	11	2	1	1	0
2024 (CHAR)	12	36	13	49	2.5	5	11	0	0	2	0
2025 (TTU)	2	3	2	5	0.5	2	1	0	0	0	0
Totals	31	78	36	114	4.0	14	23	2	1	3	0

INTERCEPTIONS	GP	No	Yds	TD	LG
2021 (UNC)	2	0	0	0	0
2022 (UNC)	4	0	0	0	0
2023 (CHAR)	11	1	0	0	0
2024 (CHAR)	12	2	1	0	1
2025 (TTU)	2	0	0	0	0
Totals	31	3	1	0	1

2025 GAME-BY-GAME STATS

Opponent	GS	UA	A	TOT	TFL-YDS	INT-YDS	FF	FR	PBU
Ark.-Pine Bluff		DNP-injured							
Kent State		1	1	2	0.0-0	0-0	0	0	0
Oregon State	*	2	1	2	0.5-2	0-0	0	0	1
at Utah									
at Houston									
Kansas									
at Arizona State									
Oklahoma State									
at Kansas State									
BYU									
UCF									
at West Virginia									
Totals		3	2	5	0.5-2	0-0	0	0	1

2024 GAME-BY-GAME STATS (@ CHARLOTTE)

Opponent	GS	UA	A	TOT	TFL-YDS	INT-YDS	FF	FR	PBU
James Madison	*	1	3	4	0.5-2	1-0	0	0	1
at North Carolina	*	1	0	1	0.0-0	0-0	0	0	0
Gardner-Webb	*	4	0	4	0.0-0	0-0	0	0	0
at Indiana	*	4	1	5	0.0-0	0-0	0	0	1
at Rice	*	6	1	7	1.5-2	0-0	0	0	3
East Carolina	*	2	0	2	0.0-0	0-0	0	0	0
at Navy	*	1	1	2	0.5-1	0-0	0	0	0
at Memphis	*	2	1	3	0.0-0	1-1	0	0	2
Tulane	*	2	2	4	0.0-0	0-0	0	0	0
South Florida	*	3	1	4	0.0-0	0-0	0	0	0
at Florida Atl.	*	2	2	4	0.0-0	0-0	0	0	2
UAB	*	8	1	9	0.0-0	0-0	0	0	2
Totals		36	13	49	2.5-5	2-1	0	0	11

2023 GAME-BY-GAME STATS (@ CHARLOTTE)

Opponent	GS	UA	A	TOT	TFL-YDS	INT-YDS	FF	FR	PBU
South Carolina St.	*	2	1	3	0.0-0	0-0	0	0	0
at Maryland	*	1	3	4	0.0-0	0-0	0	0	0
Georgia State	*	6	1	7	0.0-0	0-0	0	0	1
at Florida	*	6	2	8	0.0-0	0-0	1	0	0
at SMU	*	3	0	3	0.0-0	0-0	0	0	2
Navy	*	3	3	6	0.0-0	0-0	0	0	0
at East Carolina	*	1	0	1	0.0-0	0-0	0	0	0
Florida Atl.		DNP							
at Tulsa	*	1	2	3	0.0-0	1-0	0	0	3
Memphis	*	4	5	9	1.0-7	0-0	1	0	4
Rice	*	2	1	3	0.0-0	0-0	0	0	0
at South Florida	*	5	2	7	0.0-0	0-0	0	0	1
Totals		34	20	54	1.0-7	1-0	2	0	11



27 UPTON BELLENFANT

WR | Sr. | 4th Yr. (1st at Tech) | Murfreesboro, Tenn. | Stewarts Creek HS

Follow on Social Media

X: @ubellenfant25 | IG: ubell00

PARTICIPATION	2022*	2023*	2024*	2025	CAREER
GP/GS	0/0	0/0	13/0	3/0	16/0

\* at Alabama | \* at Buffalo

FGs (Dis.)	FGM-FGA	01-19	20-29	30-39	40-49	50-59	60+
2024 (BUF)	18-21	0-0	4-4	6-7	7-8	1-2	0-0
2025 (TTU)	3-3	-	3-3	-	-	-	-
Totals	21-24	0-0	7-7	6-7	7-8	1-2	0-0

SCORING	G	TD	Rush	Pass	Retn	PAT	2PAT	FG	Total	Avg/G
2024 (BUF)	13	0	0	0	31	0	0	18	85	6.5
2025 (TTU)	3	0	0	0	8	0	0	3	17	5.7
Totals	16	0	0	0	39	0	0	21	102	6.4

2025 GAME-BY-GAME FG STATS | (Made), Missed, Blocked

Opponent	Att. 1	Att. 2	Att. 3	Att. 4	Att. 5	Totals	Long
Ark-Pine Bluff	(29)	-	-	-	-	1-of-1	29
Kent State	(23)	-	-	-	-	1-of-1	23
Oregon State	(21)	-	-	-	-	1-of-1	21
at Utah	-	-	-	-	-	0-of-0	-
at Houston	-	-	-	-	-	0-of-0	-
Kansas	-	-	-	-	-	0-of-0	-
at Arizona State	-	-	-	-	-	0-of-0	-
Oklahoma State	-	-	-	-	-	0-of-0	-
at Kansas State	-	-	-	-	-	0-of-0	-
BYU	-	-	-	-	-	0-of-0	-
UCF	-	-	-	-	-	0-of-0	-
at West Virginia	-	-	-	-	-	0-of-0	-
Totals						3-of-3	29

2024 GAME-BY-GAME FG STATS (@ BUFFALO) | (Made), Missed, Blocked

Opponent	Att. 1	Att. 2	Att. 3	Att. 4	Att. 5	Totals	Long
Lafayette	-	-	-	-	-	0-of-0	-
at Missouri	-	-	-	-	-	0-of-0	-
UMass	(37)	(34)	-	-	-	2-of-2	37
at Northern Illinois	(42)	(42)	(37)	-	-	3-of-3	42
at UConn	(47)	-	-	-	-	1-of-1	47
Toledo	(33)	-	-	-	-	1-of-1	33
Western Michigan	(26)	(22)	-	-	-	2-of-2	26
at Ohio	47	(40)	-	-	-	1-of-2	40
at Akron	(33)	(36)	-	-	-	2-of-2	36
Ball State	(27)	-	-	-	-	1-of-1	27
at Eastern Michigan	55	-	-	-	-	0-of-1	-
Kent State	(42)	-	-	-	-	1-of-1	42
vs. Liberty	(52)	(43)	(20)	30	(45)	4-of-5	52
Totals						18-of-21	52

7 TERRANCE CARTER JR.

TE | Jr. | 4th Yr. (1st at Tech) | Killeen, Texas | Harker Heights HS

Follow on Social Media

X: @carterdagoat2 | IG: carterdagoat2

PARTICIPATION	2022*	2023*	2024*	2025	CAREER
GP/GS	1/0	12/2	13/13	3/3	29/18

\* at Louisiana

CAREER STATS

RECEIVING	G	Rec	Yds	TD	Lg	Rec/G	Avg/C	Avg/G
2022 (ULL)	1	0	0	0	0	0.0	0.0	0.0
2023 (ULL)	12	28	255	3	35	2.3	9.1	21.3
2024 (ULL)	13	48	689	4	74	3.7	14.4	53.0
2025 (TTU)	3	10	194	3	50	3.3	19.4	64.7
Totals	29	86	1,138	10	74	3.0	13.2	39.2

ALL PURPOSE	G	Rush	Rec	PR	KR	IR	Total	Avg/G
2022 (ULL)	1	0	0	0	0	0	0	0.0
2023 (ULL)	12	0	255	0	25	0	280	23.3
2024 (ULL)	13	0	689	0	0	0	689	53.0
2025 (TTU)	3	0	194	0	0	0	194	64.7
Totals	29	0	1,138	0	25	0	1,163	40.1

2025 GAME-BY-GAME

Opponent	GS	Rec	Yds	TD	Avg	LG	Rush	Yds	TD
Arkansas-Pine Bluff	*	3	42	2	14.0	21	0	0	0
Kent State	*	1	50	0	50.0	50	0	0	0
Oregon State	*	6	102	1	17.0	24	0	0	0
at Utah									
at Houston									
Kansas									
at Arizona State									
Oklahoma State									
at Kansas State									
BYU									
UCF									
at West Virginia									
Totals		10	194	3	19.4	50	0	0	0

2024 GAME-BY-GAME (@ LOUISIANA)

Opponent	GS	Rec	Yds	TD	Avg	LG	Rush	Yds	TD
Grambling	*	3	35	1	11.7	15	0	0	0
at Kennesaw St.	*	3	17	0	5.7	7	0	0	0
Tulane	*	4	79	1	19.8	36	0	0	0
at Wake Forest	*	1	14	0	14.0	14	0	0	0
at Southern Miss.	*	7	64	0	9.1	21	0	0	0
Appalachian State	*	4	107	1	26.8	74	0	0	0
at Coastal Carolina	*	7	149	1	21.2	59	0	0	0
at Texas State	*	4	46	0	11.5	14	0	0	0
Arkansas State	*	3	47	0	15.7	25	0	0	0
South Alabama	*	5	41	0	8.2	17	0	0	0
Troy	*	5	63	0	12.6	27	0	0	0
at UL Monroe	*	2	27	0	13.5	20	0	0	0
Marshall	*	0	0	0	0.0	0	0	0	0
vs. TCU	DNP								
Totals		48	689	4	14.4	74	0	0	0

2023 GAME-BY-GAME (@ LOUISIANA)

Opponent	GS	Rec	Yds	TD	Avg	LG	Rush	Yds	TD
Northwestern State		2	42	0	21.0	35	0	0	0
at Old Dominion		0	0	0	0.0	0	0	0	0
at UAB		2	22	1	11.0	11	0	0	0
Buffalo		1	16	0	16.0	16	0	0	0
at Minnesota		1	5	0	5.0	5	0	0	0
Texas State	DNP								
Georgia State	*	4	20	1	5.0	8	0	0	0
at South Alabama		3	36	0	12.0	18	0	0	0
at Arkansas State	*	5	17	0	3.4	7	0	0	0
Southern Miss.		3	26	0	8.7	15	0	0	0
at Troy		1	4	1	4.0	4	0	0	0
UL Monroe		3	37	0	12.3	18	0	0	0
vs. Jacksonville State		3	30	0	10.0	20	0	0	0
Totals		28	255	3	9.1	35	0	0	0

8 CAMERON  
DICKEY

RB | So. | 2nd Yr. | Austin, Texas | Crockett HS

Follow on Social Media

X: @CameronDickey5 | IG: cam.dickey1

PARTICIPATION	2024	2025	CAREER
GP/GS	12/0	3/1	15/1

CAREER STATS

RUSHING	G	Att	Yds	TD	Lg	Avg/C	Avg/G
2024	12	41	225	1	37	5.5	18.8
2025	3	37	165	4	20	4.5	55.0
Totals	15	78	390	5	37	5.0	26.0

2025 GAME-BY-GAME

Opponent	GS	Rush	Yds	TD	LG	Rec	Yds	TD	LG
Ark-Pine Bluff	*	13	90	1	20	0	0	0	0
Kent State		8	10	2	4	2	10	0	0
Oregon State		16	65	1	16	1	7	0	7
at Utah									
at Houston									
Kansas									
at Arizona State									
Oklahoma State									
at Kansas State									
BYU									
UCF									
at West Virginia									
Totals		37	165	4	20	3	17	0	0

2024 GAME-BY-GAME

Opponent	GS	Rush	Yds	TD	LG	Rec	Yds	TD	LG
Abilene Christian		1	5	0	5	0	0	0	0
at Washington State		7	25	0	12	5	34	1	12
North Texas		10	75	1	37	2	8	0	6
Arizona State		3	24	0	16	0	0	0	0
Cincinnati		0	0	0	0	0	0	0	0
at Arizona		1	1	0	1	0	0	0	0
Baylor		4	21	0	10	1	0	0	0
at TCU		0	0	0	0	0	0	0	0
at Iowa State		0	0	0	0	0	0	0	0
Colorado		0	0	0	0	0	0	0	0
at Oklahoma State		0	0	0	0	0	0	0	0
West Virginia		DNP							
vs. Arkansas		15	74	0	15	1	5	0	5
Totals		41	225	1	37	9	0	1	0

5 CALEB  
DOUGLAS

WR | Sr. | 4th Yr. (2nd at Tech) | Missouri City, Texas | Hightower HS

Follow on Social Media

X: @Caedezy | IG: cddouglas\_

PARTICIPATION	2022*	2023*	2024	2025	CAREER
GP/GS	8/2	5/5	13/13	3/3	29/23

\* at Florida

CAREER STATS

RECEIVING	G	Rec	Yds	TD	Lg	Rec/G	Avg/C	Avg/G
2022 (UF)	8	10	175	2	62	1.3	17.5	21.9
2023 (UF)	5	11	133	1	34	2.2	12.1	26.6
2024 (TTU)	13	60	877	6	57	4.6	14.6	67.5
2025 (TTU)	3	7	158	1	61	2.3	22.6	52.7
Totals	29	88	1,343	10	62	3.0	15.3	46.3

2025 GAME-BY-GAME

Opponent	GS	Rec	Yds	TD	Avg	LG	Rush	Yds	TD
Arkansas-Pine Bluff	*	3	44	0	14.7	19	0	0	0
Kent State	*	2	37	0	18.5	29	0	0	0
Oregon State	*	2	77	1	38.5	61	0	0	0
at Utah									
at Houston									
Kansas									
at Arizona State									
Oklahoma State									
at Kansas State									
BYU									
UCF									
at West Virginia									
Totals		7	158	1	22.6	61	0	0	0

2024 GAME-BY-GAME

Opponent	GS	Rec	Yds	TD	Avg	LG	Rush	Yds	TD
Abilene Christian	*	4	42	1	10.5	14	0	0	0
at Washington St.	*	4	71	0	17.8	42	0	0	0
North Texas	*	2	24	0	12.0	17	0	0	0
Arizona State	*	5	63	0	12.6	21	0	0	0
Cincinnati	*	1	4	0	4.0	4	0	0	0
at Arizona	*	5	116	0	23.2	57	0	0	0
Baylor	*	9	99	3	11.0	20	0	0	0
at TCU	*	9	140	0	15.6	44	0	0	0
at Iowa State	*	5	35	0	7.0	14	0	0	0
Colorado	*	3	16	0	5.3	9	0	0	0
at Oklahoma St.	*	5	102	1	20.4	34	0	0	0
West Virginia	*	3	50	1	16.7	31	0	0	0
vs. Arkansas	*	5	115	0	23.0	47	0	0	0
Totals		60	877	6	14.6	57	0	0	0

2023 GAME-BY-GAME (@ FLORIDA)

Opponent	GS	Rec	Yds	TD	Avg	LG	Rush	Yds	TD
at Utah	*	4	42	1	0.0	19	0	0	0
McNeese	*	0	0	0	0.0	0	0	0	0
Tennessee	*	2	20	0	0.0	12	0	0	0
Charlotte	*	4	37	0	0.0	21	0	0	0
at Kentucky	*	1	34	0	0.0	34	0	0	0
Vanderbilt		DNP							
at South Carolina		DNP							
vs. Georgia		DNP							
Arkansas		DNP							
at LSU		DNP							
at Missouri		DNP							
Florida State		DNP							
Totals		11	133	1	0.0	34	0	0	0

2022 GAME-BY-GAME (@ FLORIDA)

Opponent	GS	Rec	Yds	TD	Avg	LG	Rush	Yds	TD
Utah		DNP							
Kentucky		DNP							
South Florida		DNP							
at Tennessee		DNP							
Eastern Washington		1	62	1	0.0	62	0	0	0
Missouri		DNP							
LSU		0	0	0	0.0	0	0	0	0
vs. Georgia		0	0	0	0.0	0	0	0	0
at Texas A&M		3	25	1	0.0	12	0	0	0
South Carolina	*	3	53	0	0.0	27	0	0	0
at Vanderbilt		1	10	0	0.0	10	0	0	0
at Florida State	*	0	0	0	0.0	0	0	0	0
vs. Oregon State		2	25	0	0.0	15	0	0	0
Totals		10	175	2	0.0	62	0	0	0





3 COY  
EAKIN

WR | Jr. | 4th Yr. | Stephenville, Texas | Stephenville HS

Follow on Social Media

X: @CoyEakin | IG: coy\_eakin

PARTICIPATION	2022	2023	2024	2025	CAREER
GP/GS	4/0	10/7	13/12	3/2	30/21

CAREER STATS

RECEIVING	G	Rec	Yds	TD	Lg	Rec/G	Avg/C	Avg/G
2022	4	0	0	0	0	0.0	0.0	0.0
2023	10	36	416	2	43	3.6	11.6	41.6
2024	13	49	652	7	70	3.8	13.3	50.2
2025	3	11	229	3	42	3.7	20.8	76.3
Totals	30	96	1,297	12	70	3.2	13.5	43.2

2025 GAME-BY-GAME

Opponent	GS	Rec	Yds	TD	Avg	LG	Rush	Yds	TD
Arkansas-Pine Bluff		3	47	1	15.7	41	0	0	0
Kent State	*	3	59	1	19.6	42	0	0	0
Oregon State	*	5	123	1	24.6	38	0	0	0
at Utah									
at Houston									
Kansas									
at Arizona State									
Oklahoma State									
at Kansas State									
BYU									
UCF									
at West Virginia									
Totals		11	229	3	20.8	42	0	0	0

2024 GAME-BY-GAME

Opponent	GS	Rec	Yds	TD	Avg	LG	Rush	Yds	TD
Abilene Christian	*	5	76	2	15.2	35	0	0	0
at Washington St.	*	5	54	0	10.8	19	0	0	0
North Texas	*	1	70	1	70.0	70	0	0	0
Arizona State	*	3	29	0	9.7	16	0	0	0
Cincinnati	*	3	78	2	26.0	49	0	0	0
at Arizona	*	2	12	0	6.0	6	0	0	0
Baylor	*	3	20	0	6.6	11	0	0	0
at TCU		4	56	1	14.0	29	0	0	0
at Iowa State	*	2	32	0	16.0	25	0	0	0
Colorado	*	4	40	0	10.0	27	0	0	0
at Oklahoma St.	*	7	90	0	12.8	21	0	0	0
West Virginia	*	6	48	0	8.0	17	0	0	0
vs. Arkansas	*	4	47	1	11.8	18	0	0	0
Totals		49	652	7	13.3	70	0	0	0

2023 GAME-BY-GAME

Opponent	GS	Rec	Yds	TD	Avg	LG	Rush	Yds	TD
at Wyoming									
Oregon									
Tarleton State									
at West Virginia		1	9	0	9.0	9	0	0	0
Houston	*	0	0	0	0	0	0	0	0
at Baylor	*	2	20	1	10.0	13	0	0	0
Kansas State	*	5	102	0	20.4	43	0	0	0
at BYU	*	2	4	0	2.0	3	1	-1	0
TCU		8	78	0	9.8	30	0	0	0
at Kansas	*	3	29	0	9.7	11	0	0	0
UCF	*	4	41	0	10.3	22	0	0	0
at Texas		4	27	0	6.8	13	0	0	0
vs. California	*	7	106	1	15.1	27	0	0	0
Totals		36	416	2	11.6	43	1	-1	0

2022 GAME-BY-GAME

Opponent	GS	Rec	Yds	TD	Avg	LG	Rush	Yds	TD
Murray State									
Houston									
at NC State									
Texas									
at Kansas State									
at Oklahoma State									
West Virginia		0	0	0	0	0	0	0	0
Baylor									
at TCU									
Kansas		0	0	0	0	0	0	0	0
at Iowa State		0	0	0	0	0	0	0	0
Oklahoma									
vs. Ole Miss		0	0	0	0	0	0	0	0
Totals		0	0	0	0	0	0	0	0

11 CHARLES  
ESTERS III

OLB | Sr. | 5th Yr. | Cedar Hill, Texas | Cedar Hill HS

Follow on Social Media

X: @CharlesEsters\_3 | IG: charlesesters3

PARTICIPATION	2021	2022	2023	2024	2025	CAREER
GP/GS	0/0	1/0	12/3	9/9	1/0	23/12

CAREER STATS

TACKLES	GP	UA	A	Total	TFL	Yds	PD	FF	FR	Blkd	QBH
2022	1	1	0	1	0.0	0	0	0	0	0	0
2023	12	7	19	26	4.5	22	1	1	0	0	2
2024	9	5	13	18	2.0	7	1	0	1	0	3
2025	1	1	1	2	1.0	2	0	0	0	0	0
Totals	23	14	33	47	7.5	31	2	1	1	0	5

SACKS

G	UA	A	Total	Yds
2022	1	0	0	0.0
2023	12	2	2	3.0
2024	9	0	1	0.5
2025	1	0	0	0.0
Totals	23	2	3	3.5

2025 GAME-BY-GAME STATS

Opponent	GS	UA	A	TOT	SACKS-YDS	TFL-YDS	FF	FR	INT	QBH
Ark-Pine Bluff		1	1	2	0.0-0	1.0-2	0	0	0	0
Kent State					DNP-injured					
Oregon State					DNP-injured					
at Utah										
at Houston										
Kansas										
at Arizona State										
Oklahoma State										
at Kansas State										
BYU										
UCF										
at West Virginia										
Totals		1	1	2	0.0-0	1.0-2	0	0	0	0

2024 GAME-BY-GAME STATS

Opponent	GS	UA	A	TOT	SACKS-YDS	TFL-YDS	FF	FR	INT	QBH
Abilene Christian					DNP-injured					
at Washington St.					DNP-injured					
North Texas					DNP-injured					
Arizona State					DNP-injured					
Cincinnati	*	0	0	0	0.0-0	0.0-0	0	0	0	0
at Arizona	*	0	3	3	0.0-0	0.0-0	0	0	0	0
Baylor	*	0	1	1	0.0-0	0.0-0	0	0	0	0
at TCU	*	1	2	3	0.5-3	0.5-3	0	0	0	0
at Iowa State	*	2	2	4	0.0-0	1.5-4	0	0	0	0
Colorado		2	3	5	0.0-0	0.0-0	0	0	0	2
at Oklahoma St.		0	1	1	0.0-0	0.0-0	0	0	0	0
West Virginia	*	0	1	1	0.0-0	0.0-0	0	0	0	1
vs. Arkansas	*	0	0	0	0.0-0	0.0-0	0	1	0	0
Totals		5	13	18	0.5-3	2.0-7	0	1	0	3

2023 GAME-BY-GAME STATS

Opponent	GS	UA	A	TOT	SACKS-YDS	TFL-YDS	FF	FR	INT	QBH
at Wyoming		0	0	0	0.0-0	0.0-0	0	0	0	0
Oregon		2	5	7	0.0-0	0.0-0	0	0	0	0
Tarleton State		0	0	0	0.0-0	0.0-0	0	0	0	0
at West Virginia		0	0	0	0.0-0	0.0-0	0	0	0	0
Houston		1	1	2	0.0-0	0.0-0	0	0	0	0
at Baylor		1	3	4	2.0-17	2.0-17	1	0	0	0
Kansas State	*	1	1	2	0.0-0	0.0-0	0	0	0	0
at BYU					DNP-injured					
TCU		0	1	1	0.0-0	0.0-0	0	0	0	0
at Kansas	*	0	1	1	0.0-0	0.0-0	0	0	0	1
UCF		0	1	1	0.0-0	0.0-0	0	0	0	0
at Texas		1	3	4	1.0-4	1.0-4	0	0	0	1
vs. California	*	1	3	4	0.0-0	1.5-1	0	0	0	0
Totals		7	19	26	3.0-21	4.5-22	1	0	0	2

0 SKYLER  
GILL-HOWARD

DL | Sr. | 5th Yr. (1st at Tech) | Milwaukee, Wisconsin | Greenfield HS

Follow on Social Media

X: @SkylerHoward0 | IG: skylerhoward

PARTICIPATION	2021*	2022*	2023*	2024*	2025	CAREER
GP/GS	4/0	0/0	13/0	12/1	3/3	32/4

\* at Upper Iowa | \* at Northern Illinois

CAREER STATS

TACKLES	GP	UA	A	Total	TFL	Yds	PD	FF	FR	Blkd
2021 (UIO)	4	2	1	3	0.0	0	0	0	0	0
2022 (NIU)	0	0	0	0	0.0	0	0	0	0	0
2023 (NIU)	13	15	9	24	4.0	4	1	0	0	0
2024 (NIU)	12	27	24	51	8.0	35	0	0	0	0
2025 (TTU)	3	4	3	7	1.5	4	0	0	0	0
Totals	31	48	36	84	12.5	42	1	0	0	0

SACKS	G	UA	A	Total	Yds
2021 (UIO)	4	0	0	0.0	0
2022 (NIU)	0	0	0	0.0	0
2023 (NIU)	13	1	0	1.0	1
2024 (NIU)	12	4	2	5.0	30
2025 (TTU)	3	0	1	0.5	3
Totals	32	5	3	6.5	34

2025 GAME-BY-GAME STATS

Opponent	GS	UA	A	TOT	SACKS-YDS	TFL-YDS	FF	FR	INT	QBH
Ark-Pine Bluff	*	1	1	2	0.5-3	0.5-3	0	0	0	1
Kent State	*	3	1	4	0.0-0	0.0-0	0	0	1	0
Oregon State	*	0	1	1	0.0-0	0.0-0	0	0	0	2
at Utah										
at Houston										
Kansas										
at Arizona State										
Oklahoma State										
at Kansas State										
BYU										
UCF										
at West Virginia										
Totals		4	3	7	0.5-3	0.5-3	0	0	1	3

2024 GAME-BY-GAME STATS (@ NORTHERN ILLINOIS)

Opponent	GS	UA	A	TOT	SACKS-YDS	TFL-YDS	FF	FR	INT	QBH
Western Illinois	2	2	4		0.0-0	0.0-0	0	0	0	0
at Notre Dame	2	2	4		0.0-0	0.0-0	0	0	0	0
Buffalo	1	1	2		0.0-0	0.0-0	0	0	0	0
at NC State	1	2	3		0.0-0	0.5-0	0	0	0	1
UMass	2	2	4		0.0-0	0.0-0	0	0	0	1
at Bowling Green	5	2	7		2.0-14	3.0-16	0	0	0	0
Toledo	2	1	3		1.0-4	1.0-4	0	0	0	0
at Ball State	2	4	6		1.0-9	1.5-10	0	0	0	1
at W. Michigan	3	2	5		0.0-0	0.0-0	0	0	0	0
Akron	3	2	5		0.5-1	0.5-1	0	0	0	0
at Miami (OH)	2	2	4		0.0-0	1.0-2	0	0	0	1
C. Michigan	2	2	4		0.5-2	0.5-2	0	0	0	0
vs. Fresno State					DNP					
Totals	27	24	51		5.0-30	8.0-35	0	0	0	4

9 ROMELLO  
HEIGHT

OLB | Sr. | 6th Yr. (1st at Tech) | Dublin, Georgia | Dublin HS

Follow on Social Media

X: @height\_romello | IG: melloheight

PARTICIPATION	2020*	2021*	2022*	2023*	2024"	2025	CAREER
GP/GS	1/0	9/0	2/2	12/0	12/12	3/3	39/17

\* at Auburn | \* USC | " Georgia Tech

CAREER STATS

TACKLES	GP	UA	A	Total	TFL	Yds	PD	FF	FR	Blkd	QBH
2020 (UA)	1	0	0	0	0.0	0	0	0	0	0	0
2021 (UA)	9	6	13	19	3.0	9	0	0	0	0	4
2022 (USC)	2	0	0	0	0.0	0	0	0	0	0	0
2023 (USC)	12	11	9	20	6.0	35	0	0	1	0	1
2024 (GT)	12	18	16	34	6.5	26	0	2	0	0	4
2025 (TTU)	3	5	2	7	2.5	17	0	0	0	0	7
Totals	39	40	40	80	18.0	87	0	2	1	0	16

SACKS	G	UA	A	Total	Yds
2020 (UA)	1	0	0	0.0	0
2021 (UA)	9	0	0	0.0	0
2022 (USC)	2	0	0	0.0	0
2023 (USC)	12	4	0	4.0	31
2024 (GT)	12	2	1	2.5	16
2025 (TTU)	3	2	1	2.5	17
Totals	39	8	2	9.0	64

2025 GAME-BY-GAME STATS

Opponent	GS	UA	A	TOT	SACKS-YDS	TFL-YDS	FF	FR	INT	QBH
Ark-Pine Bluff	*	0	1	1	0.5-3	0.5-3	0	0	0	2
Kent State	*	2	0	2	1.0-6	1.0-6	0	0	0	2
Oregon State	*	3	1	4	1.0-8	1.0-8	0	0	0	2
at Utah										
at Houston										
Kansas										
at Arizona State										
Oklahoma State										
at Kansas State										
BYU										
UCF										
at West Virginia										
Totals		5	2	7	2.5-17	2.5-17	0	0	0	7

2024 GAME-BY-GAME STATS (@ GEORGIA TECH)

Opponent	GS	UA	A	TOT	SACKS-YDS	TFL-YDS	FF	FR	INT	QBH
vs. Florida State	*	2	1	3	0.0-0	1.0-3	0	0	0	0
Georgia State	*	1	3	4	0.0-0	0.5-1	0	0	0	0
at Syracuse	*	2	2	4	0.0-0	0.0-0	0	0	0	1
VMI	*	0	4	4	0.0-0	0.5-1	0	0	0	0
at Louisville	*	3	2	5	0.0-0	1.0-3	0	0	0	0
Duke	*	1	1	2	0.0-0	0.0-0	0	0	0	0
at North Carolina	*	3	0	3	0.0-0	1.0-2	0	0	0	1
vs. Notre Dame	*	1	1	2	0.0-0	0.0-0	0	0	0	0
at Virginia Tech	*	2	2	4	1.5-14	1.5-14	1	0	0	1
Miami	*	2	0	2	1.0-2	1.0-2	1	0	0	1
NC State	*	1	0	1	0.0-0	0.0-0	0	0	1	0
at Georgia	*	0	0	0	0.0-0	0.0-0	0	0	0	0
vs. Vanderbilt					DNP					
Totals		18	16	34	2.5-16	6.5-26	2	0	1	4

2023 GAME-BY-GAME STATS (@ USC)

Opponent	GS	UA	A	TOT	SACKS-YDS	TFL-YDS	FF	FR	INT	QBH
San Jose State	0	0	0		0.0-0	0.0-0	0	0	0	0
Nevada	0	2	2		0.0-0	0.0-0	0	0	0	0
Stanford	3	0	3		0.0-0	1.0-2	0	0	0	0
at Arizona State	4	1	5		2.0-12	2.0-12	0	1	0	0
at Colorado	2	0	2		1.0-7	1.0-7	0	0	0	1
Arizona	0	1	1		0.0-0	0.5-1	0	0	0	0
at Notre Dame	0	1	1		0.0-0	0.0-0	0	0	0	0
Utah	1	1	2		1.0-12	1.5-13	0	0	0	0
at California	0	1	1		0.0-0	0.0-0	0	0	0	0
Washington					DNP					
at Oregon	0	1	1		0.0-0	0.0-0	0	0	0	0
UCLA	1	0	1		0.0-0	0.0-0	0	0	0	0
vs. Louisville	0	1	1		0.0-0	0.0-0	0	0	0	0
Totals	11	9	20		4.0-31	6.0-35	0	1	0	1



33 A.J. HOLMES

DL | Jr. | 4th Yr. (1st at Tech) | Houston, Texas | Westfield HS

Follow on Social Media

X: @AnthonyJr10\_ | IG: waakemup18

PARTICIPATION	2022*	2023*	2024*	2025	CAREER
GP/GS	5/1	12/3	12/12	3/0	32/16

\* at Houston

CAREER STATS

TACKLES	GP	UA	A	Total	TFL	Yds	PD	FF	FR	Blkd	QBH
2022 (UH)	5	5	1	6	0.5	0	0	0	0	0	1
2023 (UH)	12	13	8	21	4.5	19	0	0	0	0	3
2024 (UH)	12	19	21	40	8.5	28	0	2	0	0	7
2025 (TTUJ)	3	5	6	11	2.0	2	1	0	1	0	4
Totals	32	42	36	78	15.5	49	1	2	1	0	15

SACKS	G	UA	A	Total	Yds
2022 (UH)	5	0	0	0.0	0
2023 (UH)	12	2	1	2.5	16
2024 (UH)	12	2	0	2.0	14
2025 (TTUJ)	3	1	0	1.0	1
Totals	32	5	1	5.5	31

2025 GAME-BY-GAME STATS

Opponent	GS	UA	A	TOT	SACKS-YDS	TFL-YDS	FF	FR	INT	QBH
Ark-Pine Bluff	2	1	3	0.0-0	0.0-0	0	0	0	0	1
Kent State	2	3	5	1.0-1	2.0-2	0	1	0	2	
Oregon State	1	2	3	1.0-8	1.0-8	0	0	0	1	
at Utah										
at Houston										
Kansas										
at Arizona State										
Oklahoma State										
at Kansas State										
BYU										
UCF										
at West Virginia										
Totals	5	6	11	1.0-1	2.0-2	0	1	0	4	

2024 GAME-BY-GAME STATS (@ HOUSTON)

Opponent	GS	UA	A	TOT	SACKS-YDS	TFL-YDS	FF	FR	INT	QBH
UNLV	*	1	2	3	0.0-0	0.0-0	0	0	0	0
at Oklahoma	*	1	1	2	0.0-0	0.0-0	0	0	0	0
Rice	*	0	2	2	0.0-0	0.0-0	0	0	0	3
at Cincinnati	*	2	2	4	0.0-0	1.5-3	0	0	0	0
Iowa State	*	3	3	6	1.0-7	1.5-8	0	0	0	0
at TCU	*	1	0	1	0.0-0	1.0-4	0	0	0	0
at Kansas	*	1	0	1	0.0-0	1.0-1	0	0	0	0
Utah	*	1	1	2	0.0-0	0.0-0	0	0	0	1
Kansas State	*	1	3	4	0.0-0	0.5-0	0	0	0	1
at Arizona	*	2	2	4	1.0-7	2.0-10	0	0	0	1
Baylor	*	3	4	7	0.0-0	1.0-2	0	0	0	0
at BYU	*	3	1	4	0.0-0	0.0-0	0	0	0	1
Totals	19	21	40	2.0-14	8.5-28	0	0	0	7	

2023 GAME-BY-GAME STATS (@ HOUSTON)

Opponent	GS	UA	A	TOT	SACKS-YDS	TFL-YDS	FF	FR	INT	QBH
UTSA	*	1	3	4	0.0-0	0.0-0	0	0	0	2
at Rice	*	1	0	1	0.0-0	0.0-0	0	0	0	0
TCU	*	2	0	2	0.0-0	0.0-0	0	0	0	0
Sam Houston		2	0	2	1.0-7	2.0-8	0	0	0	1
at Texas Tech		1	0	1	0.0-0	0.0-0	0	0	0	0
West Virginia		0	0	0	0.0-0	0.0-0	0	0	0	0
Texas		0	1	1	0.0-0	0.0-0	0	0	0	0
at Kansas State		1	0	1	0.0-0	0.0-0	0	0	0	0
at Baylor		0	0	0	0.0-0	0.0-0	0	0	0	0
Cincinnati		2	2	4	1.5-9	2.5-11	0	0	0	0
Oklahoma State		1	1	2	0.0-0	0.0-0	0	0	0	0
at UCF		2	1	3	0.0-0	0.0-0	0	0	0	0
Totals	13	8	21	2.5-16	4.5-19	0	0	0	3	

4 MAURION HORN

CB | Jr. | 4th Yr. | Broken Arrow, Okla. | Broken Arrow HS

Follow on Social Media

X: @MaurionHorn | IG: maurion\_horn

PARTICIPATION	2022	2023	2024	2025	CAREER
GP/GS	0/0	10/0	13/13	1/1	24/14

CAREER STATS

TACKLES	GP	UA	A	Total	TFL	Yds	PD	FF	FR	Blkd	INT
2022	0	0	0	0	0.0	0	0	0	0	0	0
2023	10	3	1	4	0.0	0	0	0	0	0	0
2024	13	31	25	56	3.0	6	5	0	0	0	0
2025	1	0	0	0	0	0.0	0	0	0	0	0
Totals	24	34	26	60	3.0	6	5	0	0	0	0

2025 GAME-BY-GAME STATS

Opponent	GS	UA	A	TOT	TFL-YDS	INT-YDS	FF	FR	PBU
Ark-Pine Bluff	*	0	0	0	0.0-0	0-0	0	0	0
Kent State	DNP-injured								
Oregon State	0	0	0	0.0-0	0-0	0	0	0	
at Utah									
at Houston									
Kansas									
at Arizona State									
Oklahoma State									
at Kansas State									
BYU									
UCF									
at West Virginia									
Totals	0	0	0	0.0-0	0-0	0	0	0	

2024 GAME-BY-GAME STATS

Opponent	GS	UA	A	TOT	TFL-YDS	INT-YDS	FF	FR	PBU
Abilene Christian	*	6	5	11	1.0-2	0-0	0	0	0
at Washington St.	*	0	0	0	0.0-0	0-0	0	0	0
North Texas	*	1	0	1	0.0-0	0-0	0	0	1
Arizona State	*	2	2	4	0.0-0	0-0	0	0	0
Cincinnati	*	3	2	5	0.0-0	0-0	0	0	0
at Arizona	*	6	4	10	1.0-1	0-0	0	0	0
Baylor	*	4	1	5	0.0-0	0-0	0	0	0
at TCU	*	0	1	1	0.0-0	0-0	0	0	0
at Iowa State	*	3	5	8	0.0-0	0-0	0	0	1
Colorado	*	1	0	1	0.0-0	0-0	0	0	1
at Oklahoma St.	*	2	1	3	0.0-0	0-0	0	0	2
West Virginia	*	3	2	5	1.0-3	0-0	0	0	0
vs. Arkansas	*	0	2	2	0.0-0	0-0	0	0	0
Totals	31	25	56	3.0-6	0-0	0	0	5	



0 LEE  
HUNTER

DL | Sr. | 5th Yr. (1st at Tech) | Mobile, Ala. | Blount HS

Follow on Social Media

X: @The\_Fridge7 | IG: lee\_hunter7

PARTICIPATION	2021*	2022*	2023*	2024*	2025	CAREER
GP/GS	0/0	13/0	13/13	12/10	3/3	41/26

\* at Auburn | \* at UCF

CAREER STATS

TACKLES	GP	UA	A	Total	TFL	Yds	PD	FF	FR	Blkd	QBH
2022 (UCF)	13	9	8	17	1.0	7	0	0	0	0	1
2023 (UCF)	13	38	31	69	11.0	49	1	0	0	0	2
2024 (UCF)	12	19	26	45	9.5	24	0	0	0	0	6
2025 (TTU)	3	0	8	8	1.0	3	0	0	0	0	1
Totals	41	66	73	139	22.5	83	1	0	0	0	10

SACKS	G	UA	A	Total	Yds
2022 (UCF)	13	1	0	1.0	7
2023 (UCF)	13	3	0	3.0	27
2024 (UCF)	12	1	0	1.0	5
2025 (TTU)	3	0	1	0.5	2
Totals	41	4	1	5.5	41

2025 GAME-BY-GAME STATS

Opponent	GS	UA	A	TOT	SACKS-YDS	TFL-YDS	FF	FR	INT	QBH
Ark.-Pine Bluff	*	0	1	1	0.5-2	0.5-2	0	0	0	0
Kent State	*	0	2	2	0.0-0	0.0-0	0	0	0	1
Oregon State	*	0	5	5	0.0-0	0.5-1	0	0	0	0
at Utah										
at Houston										
Kansas										
at Arizona State										
Oklahoma State										
at Kansas State										
BYU										
UCF										
at West Virginia										
Totals		0	8	8	0.5-2	1.0-3	0	0	0	1

2024 GAME-BY-GAME STATS (@ UCF)

Opponent	GS	UA	A	TOT	SACKS-YDS	TFL-YDS	FF	FR	INT	QBH
New Hampshire	*	0	1	1	0.0-0	0.0-0	0	0	0	1
Sam Houston	*	3	0	3	0.0-0	1.0-1	0	0	0	0
at TCU		0	1	1	0.0-0	0.0-0	0	0	0	0
Colorado	*	1	4	5	0.0-0	0.5-5	0	0	0	0
at Florida	*	3	3	6	0.0-0	0.0-0	0	0	0	0
Cincinnati	*	1	2	3	0.0-0	0.5-1	0	0	0	0
at Iowa State	*	2	2	4	1.0-5	2.0-6	0	0	0	2
BYU		3	1	4	0.0-0	1.0-3	0	0	0	1
Arizona	*	1	3	4	0.0-0	0.5-2	0	0	0	0
at Arizona State	*	1	3	4	0.0-0	0.5-0	0	0	0	1
at West Virginia	*	1	4	5	0.0-0	1.0-1	0	0	0	1
Utah	*	3	2	5	0.0-0	2.5-5	0	0	0	0
Totals		19	26	45	1.0-5	9.5-24	0	0	0	6

2023 GAME-BY-GAME STATS (@ UCF)

Opponent	GS	UA	A	TOT	SACKS-YDS	TFL-YDS	FF	FR	INT	QBH
Kent State	*	5	3	8	1.0-1	1.0-1	0	0	0	1
at Boise State	*	3	1	4	0.0-0	0.0-0	0	0	0	0
Villanova	*	2	3	5	0.0-0	0.0-0	0	0	0	0
at Kansas State	*	4	2	6	0.0-0	0.5-1	0	0	0	0
Baylor	*	5	4	9	1.0-18	1.0-18	0	0	0	0
at Kansas	*	1	1	2	0.0-0	0.0-0	0	0	0	0
at Oklahoma	*	3	2	5	1.0-8	2.5-11	0	0	0	0
West Virginia	*	2	1	3	0.0-0	0.0-0	0	0	0	0
at Cincinnati	*	2	5	7	0.0-0	1.5-6	0	0	0	1
Oklahoma State	*	5	3	8	0.0-0	2.0-5	0	0	0	0
at Texas Tech	*	1	0	1	0.0-0	0.0-0	0	0	0	0
Houston	*	3	3	6	0.0-0	2.0-6	0	0	0	0
vs. Georgia Tech	*	2	3	5	0.0-0	0.5-1	0	0	0	0
Totals		38	31	69	3.0-27	11.0-49	0	0	0	2

2022 GAME-BY-GAME STATS (@ UCF)

Opponent	GS	UA	A	TOT	SACKS-YDS	TFL-YDS	FF	FR	INT	QBH
South Carolina St.		DNP								
Louisville		0	1	1	0.0-0	0.0-0	0	0	0	0
at FAU		1	1	2	1.0-7	1.0-7	0	0	0	0
Georgia Tech		0	1	1	0.0-0	0.0-0	0	0	0	0
SMU		0	0	0	0.0-0	0.0-0	0	0	0	0
Temple		0	1	1	0.0-0	0.0-0	0	0	0	0
at East Carolina		3	0	3	0.0-0	0.0-0	0	0	0	0
Cincinnati		0	0	0	0.0-0	0.0-0	0	0	0	0
at Memphis		0	2	2	0.0-0	0.0-0	0	0	0	0
at Tulane		1	0	1	0.0-0	0.0-0	0	0	0	0
Navy		1	2	3	0.0-0	0.0-0	0	0	0	0
at South Florida		0	0	0	0.0-0	0.0-0	0	0	0	0
at Tulane		1	0	1	0.0-0	0.0-0	0	0	0	0
vs. Duke		2	0	2	0.0-0	0.0-0	0	0	0	1
Totals		9	8	17	1.0-7	1.0-7	0	0	0	1

7 BRENDEN  
JORDAN

S | Jr. | 3rd Yr. | Mansfield, Texas | Mansfield HS

Follow on Social Media

X: @BrendenJordan4 | IG: brendenxjordan

PARTICIPATION	2023	2024	2025	CAREER
GP/GS	13/5	13/2	3/3	29/10

CAREER STATS

TACKLES	GP	UA	A	Total	TFL	Yds	PD	FF	FR	INT	QBH
2023	13	16	4	20	1	1	1	0	0	0	1
2024	13	18	18	36	2.5	9	3	0	2	0	0
2025	3	3	4	7	0	0	0	0	0	0	0
TOTALS	29	37	26	63	3.5	10	4	0	2	0	1

2025 GAME-BY-GAME STATS

Opponent	GS	UA	A	TOT	TFL-YDS	INT-YDS	FF	FR	PBU
Ark.-Pine Bluff	*	0	1	1	0.0-0	0.0-0	0	0	0
Kent State	*	0	1	1	0.0-0	0.0-0	0	0	0
Oregon State	*	3	2	5	0.0-0	0.0-0	0	0	0
at Utah									
at Houston									
Kansas									
at Arizona State									
Oklahoma State									
at Kansas State									
BYU									
UCF									
at West Virginia									
Totals		3	4	7	0.0-0	0-0	0	0	0

2024 GAME-BY-GAME STATS

Opponent	GS	UA	A	TOT	TFL-YDS	INT-YDS	FF	FR	PBU
Abilene Christian		3	0	3	0.0-0	0-0	0	0	0
at Washington St.		0	1	1	0.0-0	0-0	0	0	0
North Texas		0	1	1	0.0-0	0-0	0	0	0
Arizona State		1	3	4	0.0-0	0-0	0	0	1
Cincinnati		4	1	5	0.0-0	0-0	0	0	0
at Arizona		0	2	2	0.0-0	0-0	0	0	1
Baylor		3	0	3	0.0-0	0-0	0	0	0
at TCU		1	3	4	1.0-5	0-0	0	0	0
at Iowa State	*	1	2	3	0.0-0	0-0	0	0	0
Colorado		0	1	1	0.5-3	0-0	0	0	0
at Oklahoma St.		0	1	1	0.0-0	0-0	0	0	0
West Virginia		3	2	5	0.0-0	0-0	0	1	0
vs. Arkansas	*	2	1	3	1.0-1	0-0	0	0	2
Totals		18	18	36	2.5-9	0-0	0	2	3

2023 GAME-BY-GAME STATS

Opponent	GS	UA	A	TOT	TFL-YDS	INT-YDS	FF	FR	PBU
at Wyoming	*	0	0	0	0.0-0	0-0	0	0	0
Oregon	*	5	0	5	0.0-0	0-0	0	0	1
Tarleton St.		4	0	4	0.0-0	0-0	0	0	0
at West Virginia		0	0	0	0.0-0	0-0	0	0	0
Houston		0	0	0	0.0-0	0-0	0	0	0
at Baylor		0	0	0	0.0-0	0-0	0	0	0
Kansas State		5	1	6	1.0-1	0-0	0	0	1
at BYU		0	1	1	0.0-0	0-0	0	0	0
TCU	*	0	0	0	0.0-0	0-0	0	0	0
at Kansas		0	0	0	0.0-0	0-0	0	0	0
UCF	*	4	1	5	0.0-0	0-0	0	0	0
at Texas	*	1	1	2	0.0-0	0-0	0	0	0
vs. California		0	0	0	0.0-0	0-0	0	0	0
Totals		16	4	20	1.0-1	0-0	0	0	1



1 A.J. McCARTY

DB | Sr. | 6th Yr. (3rd at Tech) | Brownwood, Texas | Brownwood HS

Follow on Social Media

X: @adonismccartyjr | IG: adonismccartyjr

PARTICIPATION	2020*	2021*	2022*	2023	2024	2025	CAREER
GP/GS	3/0	13/0	13/2	1/0	12/11	3/0	46/13

\* indicates seasons at Baylor

TACKLES	GP	UA	A	Total	TFL	Yds	PD	FF	FR	Blkd	INT
2020 (BU)	3	0	1	1	0.0	0	0	0	0	0	0
2021 (BU)	13	3	0	3	0.0	0	1	0	1	0	0
2022 (BU)	13	31	6	37	1.0	1	3	0	0	0	1
2023 (TTU)	1	0	0	0	0.0	0	0	0	0	0	0
2024 (TTU)	13	20	12	32	6.5	14	2	0	0	0	2
2025 (TTU)	3	4	2	6	1.0	4	1	0	0	2	0
TOTALS	46	58	21	79	8.5	19	7	0	1	2	3

2025 GAME-BY-GAME STATS

Opponent	GS	UA	A	TOT	TFL-YDS	INT-YDS	FF	FR	PBU
Ark.-Pine Bluff	1	1	2		1.0-4	0-0	0	0	0
Kent State	2	1	3		0.0-0	0-0	0	0	1
Oregon State	1	0	1		0.0-0	0-0	0	0	0
at Utah									
at Houston									
Kansas									
at Arizona State									
Oklahoma State									
at Kansas State									
BYU									
UCF									
at West Virginia									
Totals	4	2	6		1.0-4	0-0	0	0	1

2024 GAME-BY-GAME STATS

Opponent	GS	UA	A	TOT	TFL-YDS	INT-YDS	FF	FR	PBU
Abilene Christian	*	2	3	5	0.0-0	0-0	0	0	1
at Washington St.	*	1	0	1	0.0-0	0-0	0	0	0
North Texas	*	2	0	2	1.0-3	0-0	0	0	0
Arizona State	*	2	2	4	0.5-2	0-0	0	0	0
Cincinnati	*	2	1	3	1.0-1	1-51	0	0	0
at Arizona	*	0	1	1	0.0-0	0-0	0	0	1
Baylor	*	1	0	1	0.0-0	0-0	0	0	0
at TCU	*	2	1	3	0.5-1	0-0	0	0	0
at Iowa State		1	0	1	0.0-0	1-0	0	0	0
Colorado	*	2	2	4	1.0-4	0-0	0	0	0
at Oklahoma St.	*	4	0	4	1.0-1	0-0	0	0	0
West Virginia	*	1	1	2	1.0-1	0-0	0	0	0
vs. Arkansas		0	1	1	0.5-1	0-0	0	0	0
Totals	20	12	32		6.5-14	2-51	0	0	2

2023 GAME-BY-GAME STATS

Opponent	GS	UA	A	TOT	TFL-YDS	INT-YDS	FF	FR	PBU
vs. California	0	0	0		0.0-0	0-0	0	0	0
Totals	0	0	0		0.0-0	0-0	0	0	0

2022 GAME-BY-GAME STATS (@ BAYLOR)

Opponent	GS	UA	A	TOT	TFL-YDS	INT-YDS	FF	FR	PBU
UAlbany	2	0	2		0.0-0	0-0	0	0	1
at BYU	1	1	2		0.0-0	0-0	0	0	0
Texas State	4	2	6		0.0-0	0-0	0	0	0
at Iowa State	7	2	9		0.0-0	0-0	0	0	0
Oklahoma State	0	0	0		0.0-0	0-0	0	0	0
at West Virginia	0	0	0		0.0-0	0-0	0	0	0
Kansas	1	1	2		0.0-0	0-0	0	0	1
at Texas Tech	4	0	4		0.0-0	1-18	0	0	1
at Oklahoma	*	3	0	3	0.0-0	0-0	0	0	0
Kansas State	1	0	1		0.0-0	0-0	0	0	0
TCU	3	0	3		0.0-0	0-0	0	0	0
at Texas	1	0	1		0.0-0	0-0	0	0	0
vs. Air Force	*	4	0	4	1.0-1	0-0	0	0	0
Totals	31	6	37		1.0-1	1-18	0	0	3

2021 GAME-BY-GAME STATS (@ BAYLOR)

Opponent	GS	UA	A	TOT	TFL-YDS	INT-YDS	FF	FR	PBU
at Texas State	0	0	0		0.0-0	0-0	0	0	0
Texas Southern	0	0	0		0.0-0	0-0	0	0	1
at Kansas	1	0	1		0.0-0	0-0	0	0	0
Iowa State	1	0	1		0.0-0	0-0	0	0	0
at Oklahoma State	0	0	0		0.0-0	0-0	0	0	0
West Virginia	0	0	0		0.0-0	0-0	0	0	0
BYU									
Texas	0	0	0		0.0-0	0-0	0	0	0
at TCU	0	0	0		0.0-0	0-0	0	0	0
Oklahoma	0	0	0		0.0-0	0-0	0	0	0
at Kansas State	0	0	0		0.0-0	0-0	0	1	0
Texas Tech	0	0	0		0.0-0	0-0	0	0	0
vs. Oklahoma State	0	0	0		0.0-0	0-0	0	0	0
vs. Ole Miss	1	0	1		0.0-0	0-0	0	0	0
Totals	3	0	3		0.0-0	0-0	0	1	1

2020 GAME-BY-GAME STATS (@ BAYLOR)

Opponent	GS	UA	A	TOT	TFL-YDS	INT-YDS	FF	FR	PBU
Kansas State	0	0	0		0.0-0	0-0	0	0	0
at Oklahoma	0	0	0		0.0-0	0-0	0	0	0
Oklahoma State	0	1	1		0.0-0	0-0	0	0	0
Totals	0	1	1		0.0-0	0-0	0	0	0

9 JOHNCARLOS MILLER

TE | Sr. | 5th Yr. (2nd at Tech) | Greensboro, N.C. | Dudley HS

Follow on Social Media

X: @j2manmiller | IG: theofficial\_miller

PARTICIPATION	2021*	2022*	2023*	2024	2025	CAREER
GP/GS	4/0	11/11	10/10	13/0	2/1	41/22

\* at Elon

CAREER STATS

RECEIVING	G	Rec	Yds	TD	Lg	Rec/G	Avg/C	Avg/G
2021 (ELON)	4	1	4	0	4	0.3	4.0	1.0
2022 (ELON)	11	26	201	3	25	2.4	7.7	18.3
2023 (ELON)	10	25	453	4	70	2.5	18.1	45.3
2024 (TTU)	12	10	122	3	45	0.8	14.0	10.5
2025 (TTU)	3	5	53	0	17	1.7	10.6	17.7
Totals	41	67	833	10	70	1.6	12.4	20.3

2025 GAME-BY-GAME

Opponent	GS	Rec	Yds	TD	Avg	LG	Rush	Yds	TD
Arkansas-Pine Bluff	*	2	24	0	12.0	17	0	0	0
Kent State		2	12	0	6.0	6	0	0	0
Oregon State		1	17	0	17.0	17	0	0	0
at Utah									
at Houston									
Kansas									
at Arizona State									
Oklahoma State									
at Kansas State									
BYU									
UCF									
at West Virginia									
Totals		5	53	0	10.6	17	0	0	0

2024 GAME-BY-GAME

Opponent	GS	Rec	Yds	TD	Avg	LG	Rush	Yds	TD
Abilene Christian		1	7	0	7.0	7	0	0	0
at Washington St.		1	20	1	20.0	20	0	0	0
North Texas		2	55	1	27.5	45	0	0	0
Arizona State		1	5	1	5.0	5	0	0	0
Cincinnati		0	0	0	0.0	0	0	0	0
at Arizona		0	0	0	0.0	0	0	0	0
Baylor		1	13	0	13.0	0	0	0	0
at TCU		0	0	0	0.0	0	0	0	0
at Iowa State		0	0	0	0.0	0	0	0	0
Colorado		1	5	0	5.0	5	0	0	0
at Oklahoma St.		2	21	0	10.5	12	0	0	0
West Virginia		0	0	0	0.0	0	0	0	0
Totals	9	126	3	14.0	45		0	0	0

2023 GAME-BY-GAME (@ ELON)

Opponent	GS	Rec	Yds	TD	Avg	LG	Rush	Yds	TD
at Wake Forest	*	1	18	0	0.0	18	0	0	0
at Gardner-Webb	*	2	49	0	0.0	25	0	0	0
N.C. A&T	*	0	0	0	0.0	0	0	0	0
at Campbell	*	4	55	0	0.0	26	0	0	0
William & Mary	*	2	7	0	0.0	4	0	0	0
N.C. Central	*	5	82	0	0.0	30	0	0	0
Monmouth	*	2	70	1	0.0	65	0	0	0
at Delaware	*	5	101	1	0.0	70	0	0	0
at Richmond	*	2	14	1	0.0	9	0	0	0
Hampton	*	2	57	1	0.0	53	0	0	0
Totals	25	453	4	0.0	70		0	0	0

2022 GAME-BY-GAME (@ ELON)

Opponent	GS	Rec	Yds	TD	Avg	LG	Rush	Yds	TD
at Vanderbilt	*	3	24	0	0.0	15	0	0	0
at Wofford	*	4	31	0	0.0	10	0	0	0
Gardner-Webb	*	2	22	0	0.0	14	0	0	0
at William & Mary	*	2	21	0	0.0	20	0	0	0
Richmond	*	1	25	1	0.0	25	0	0	0
Towson	*	3	13	1	0.0	8	0	0	0
at Rhode Island	*	4	29	0	0.0	9	0	0	0
at New Hampshire	*	0	0	0	0.0	0	0	0	0
Delaware	*	2	4	0	0.0	4	0	0	0
UAlbany	*	2	5	0	0.0	5	0	0	0
at Hampton	*	3	27	1	0.0	16	0	0	0
Totals	26	201	3	0.0	25		0	0	0

2021 GAME-BY-GAME (@ELON)

Opponent	GS	Rec	Yds	TD	Avg	LG	Rush	Yds	TD
at James Madison		0	0	0	0.0	0	0	0	0
Villanova		0	0	0	0.0	0	0	0	0
at Towson		0	0	0	0.0	0	0	0	0
Rhode Island		1	4	0	0.0	4	0	0	0
Totals	1	4	0	0.0	4		0	0	0

2 BEHREN  
MORTON

QB | Sr. | 5th Yr. | Eastland, Texas | Eastland HS

Follow on Social Media

X: @BehrenMorton | IG: bmorton\_2

PARTICIPATION	2021	2022	2023	2024	2025	CAREER
GP/GS	2/0	9/4	10/8	12/12	3/3	36/27

CAREER STATS

PASSING	G	Cmp	Att	Int	Yds	TD	Lg	Pct	Avg/G	Effic
2021	2	1	3	0	0	0	0	33.3	0.0	33.3
2022	9	96	169	6	1,117	7	55	56.8	124.1	118.9
2023	10	182	293	8	1,757	15	49	62.1	175.7	123.9
2024	12	295	466	8	3,335	27	70	63.3	277.9	139.1
2025	3	57	81	1	923	11	61	70.4	307.7	208.4
Totals	36	631	1,012	23	7,132	60	70	62.4	198.1	136.6

RUSHING	G	Att	Yds	TD	Lg	Avg/C	Avg/G
2021	2	2	15	0	17	7.5	7.5
2022	9	42	79	2	15	1.9	8.8
2023	10	46	3	4	14	0.1	0.3
2024	12	55	-22	1	26	-0.4	-1.8
2025	3	6	-5	0	7	-0.8	-1.7
Totals	36	151	70	7	26	0.5	1.9

TOTAL OFF.	G	Rush	Pass	Total	Avg/G
2021	2	15	0	15	7.5
2022	9	79	1117	1196	132.9
2023	10	3	1757	1760	176.0
2024	12	-22	3335	3313	276.1
2025	3	-5	923	918	306.0
Totals	36	70	7,132	7,202	200.1

2025 GAME-BY-GAME

Opponent	GS	Comp	Att	TD	INT	Yds	Lg	Run	Yds	TD	LG
Ark.-Pine Bluff	*	16	20	4	0	201	41	0	0	0	0
Kent State	*	18	26	3	0	258	50	1	4	0	4
Oregon State	*	23	35	4	1	464	61	5	-9	0	7
at Utah											
at Houston											
Kansas											
at Arizona State											
Oklahoma State											
at Kansas State											
BYU											
UCF											
at West Virginia											
Totals		57	81	11	1	923	61	6	-5	0	7

2024 GAME-BY-GAME

Opponent	GS	Comp	Att	TD	INT	Yds	Lg	Run	Yds	TD	LG
Abilene Christian	*	30	42	5	0	378	36	2	-5	0	3
at Washington St.	*	34	58	1	2	323	42	4	7	0	7
North Texas	*	15	19	4	0	273	70	2	-1	1	10
Arizona State	*	24	44	2	0	201	21	3	-15	0	4
Cincinnati	*	19	29	2	0	251	49	3	46	0	26
at Arizona	*	17	29	0	0	214	57	4	-23	0	1
Baylor	*	33	49	3	1	286	32	6	3	0	7
at TCU	*	13	22	0	0	137	44	3	-3	0	1
at Iowa State	*	21	40	2	2	237	35	8	6	0	8
Colorado	*	24	40	2	1	275	35	11	-36	0	9
at Oklahoma St.	*	37	53	4	1	401	34	8	3	0	12
West Virginia	*	28	41	2	1	359	41	1	-4	0	0
Totals		295	466	27	8	3,335	70	55	-22	1	26

2023 GAME-BY-GAME

Opponent	GS	Comp	Att	TD	INT	Yds	Lg	Run	Yds	TD	LG
at Wyoming	DNP										
Oregon	DNP	-	-	-	-	-	-	-	-	-	-
Tarleton State	8	13	2	1	72	15	3	11	0	7	
at West Virginia	13	37	1	0	158	26	8	-12	0	4	
Houston	*	14	22	2	0	161	34	4	10	0	7
at Baylor	*	19	26	3	1	180	24	2	-1	1	10
Kansas State	*	14	21	0	0	125	31	6	8	1	10
at BYU	DNP-injured										
TCU	*	28	36	2	0	282	44	5	-4	1	9
at Kansas	*	19	25	0	1	176	33	7	-11	0	9
UCF	*	21	34	2	1	256	49	3	10	0	8
at Texas	*	19	36	0	3	88	15	5	-2	1	14
vs. California	*	27	43	3	1	259	41	3	-6	0	7
Totals		182	293	15	8	1,757	49	46	3	4	14

BEHREN MORTON (CONT.)

2022 GAME-BY-GAME

Opponent	GS	Comp	Att	TD	INT	Yds	Lg	Run	Yds	TD	LG
Murray State		7	10	1	1	97	24	3	-15	0	2
Houston		0	0	0	0	0	0	0	0	0	0
at NC State		4	7	0	1	85	38	2	20	0	13
Texas		0	0	0	0	0	0	0	0	0	0
at Kansas State	DNP										
at Oklahoma St.	*	39	62	2	1	379	36	17	53	1	15
West Virginia	*	28	45	2	0	325	55	8	17	0	8
Baylor	*	11	34	1	3	152	39	6	6	1	14
at TCU	*	7	10	1	0	79	47	6	-2	0	4
Kansas	DNP-injured										
at Iowa State	DNP-injured										
Oklahoma	DNP-injured										
vs. Ole Miss		0	1	0	0	0	0	0	0	0	0
Totals		96	169	7	6	1,117	55	42	79	2	15

2021 GAME-BY-GAME

Opponent	GS	Comp	Att	TD	INT	Yds	Lg	Run	Yds	TD	LG
at Kansas		0	0	0	0	0	0	0	0	0	0
Oklahoma State		1	3	0	0	0	0	2	15	0	17
Totals		1	3	0	0	0	0	2	15	0	17

14 BRICE  
POLLOCK

CB | Jr. | 3rd Yr. (1st at Tech) | Snellville, Ga. | Shiloh HS

Follow on Social Media

X: @PollockBrice | IG: bricepollock\_

PARTICIPATION	2023*	2024*	2025	CAREER
GP/GS	11/3	12/12	3/3	26/18

\* at Mississippi State

TACKLES	GP	UA	A	Total	TFL	Yds	PD	FF	FR	Blkd	INT
2023 (MSU)	11	13	11	24	0.5	1	1	0	0	0	0
2024 (MSU)	12	24	24	48	1.0	3	9	1	0	0	1
2025 (TTU)	3	2	6	8	0.0	0	0	0	0	0	2
TOTALS	26	39	41	80	1.5	4	10	1	0	0	3

2025 GAME-BY-GAME STATS

Opponent	GS	UA	A	TOT	TFL-YDS	INT-YDS	FF	FR	PBU
Ark.-Pine Bluff	*	0	0	0	0.0-0	0-0	0	0	0
Kent State	*	0	2	2	0.0-0	0-0	0	0	0
Oregon State	*	2	4	6	0.0-0	2-0	0	0	0
at Utah									
at Houston									
Kansas									
at Arizona State									
Oklahoma State									
at Kansas State									
BYU									
UCF									
at West Virginia									
Totals		2	6	8	0.0-0	2-0	0	0	0

2024 GAME-BY-GAME STATS (@ MISSISSIPPI STATE)

Opponent	GS	UA	A	TOT	TFL-YDS	INT-YDS	FF	FR	PBU
E. Kentucky	*	0	4	4	0.0-0	0-0	0	0	1
at Arizona State	*	3	3	6	0.0-0	0-0	0	0	0
Toledo	*	0	1	1	0.0-0	0-0	0	0	1
Florida	*	4	0	4	0.0-0	0-0	0	0	1
at Texas	*	4	2	6	0.0-0	0-0	0	0	1
at Georgia	*	4	0	4	0.0-0	1-0	0	0	1
Texas A&M	*	3	1	4	0.0-0	0-0	0	0	0
Arkansas	*	0	4	4	0.0-0	0-0	0	0	0
UMass	*	1	2	3	0.0-0	0-0	0	0	2
at Tennessee	*	1	1	2	1.0-3	0-0	0	0	0
Missouri	*	1	3	4	0.0-0	0-0	0	0	1
at Ole Miss	*	3	3	6	0.0-0	0-0	0	0	1
Totals		24	24	48	1.0-3	1-0	0	0	9





13 BEN ROBERTS

LB | Jr. | 4th Yr. | Haslet, Texas | Eaton HS

Follow on Social Media

X: @Ben\_Roberts2022 | IG: ben.roberts04

PARTICIPATION	2022	2023	2024	2025	CAREER
GP/GS	2/0	13/12	13/13	3/3	31/28

CAREER STATS

TACKLES	GP	UA	A	Total	TFL	Yds	PD	FF	FR	Blkd	QBH
2022	2	0	0	0	0.0	0	0	0	0	0	0
2023	13	55	52	107	6.5	30	0	2	0	0	3
2024	13	38	45	83	4.5	11	0	3	0	0	6
2025	3	4	10	14	0.0	0	2	0	0	0	2
Totals	31	97	107	204	11.0	41	2	5	0	0	11

2025 GAME-BY-GAME STATS

Opponent	GS	UA	A	TOT	SACKS-YDS	TFL-YDS	FF	FR	INT	QBH
Ark-Pine Bluff	*	1	3	4	0.0-0	0.0-0	0	0	0	0
Kent State	*	2	4	6	0.0-0	0.0-0	0	0	0	0
Oregon State	*	1	3	4	0.0-0	0.0-0	0	0	0	2
at Utah										
at Houston										
Kansas										
at Arizona State										
Oklahoma State										
at Kansas State										
BYU										
UCF										
at West Virginia										
Totals		4	10	14	0.0-0	0.0-0	0	0	0	2

2024 GAME-BY-GAME STATS

Opponent	GS	UA	A	TOT	SACKS-YDS	TFL-YDS	FF	FR	INT	QBH
Abilene Christian	*	4	3	7	0.0-0	1.0-2	1	0	0	0
at Washington St.	*	7	0	7	0.0-0	1.0-2	1	0	0	0
North Texas	*	3	0	3	0.0-0	0.0-0	0	0	0	0
Arizona State	*	2	9	11	0.0-0	0.0-0	0	0	0	0
Cincinnati	*	4	8	12	0.0-0	2.0-5	1	0	0	1
at Arizona	*	2	3	5	0.0-0	0.0-0	0	0	0	1
Baylor	*	3	3	6	0.0-0	0.0-0	0	0	0	0
at TCU	*	3	4	7	0.0-0	0.0-0	0	0	0	0
at Iowa State	*	2	5	7	0.0-0	0.5-2	0	0	0	2
Colorado	*	2	0	2	0.0-0	0.0-0	0	0	0	0
at Oklahoma St.	*	3	4	7	0.0-0	0.0-0	0	0	0	1
West Virginia	*	2	2	4	0.0-0	0.0-0	0	0	0	0
vs. Arkansas	*	1	4	5	0.0-0	0.0-0	0	0	0	1
Totals		38	45	83	0.0-0	4.5-11	3	0	0	6

2023 GAME-BY-GAME STATS

Opponent	GS	UA	A	TOT	SACKS-YDS	TFL-YDS	FF	FR	INT	QBH
at Wyoming		0	1	1	0.0-0	0.5-0	0	0	0	0
Oregon	*	5	7	12	0.5-2	1.5-7	1	0	0	0
Tarleton State	*	2	2	4	0.0-0	0.0-0	0	0	0	0
at West Virginia	*	4	7	11	0.0-0	0.5-1	0	0	1	0
Houston	*	8	2	10	0.0-0	0.0-0	0	0	0	0
at Baylor	*	5	2	7	0.0-0	2.0-19	1	0	0	0
Kansas State	*	5	6	11	0.0-0	0.0-0	0	0	0	0
at BYU	*	5	5	10	0.0-0	0.0-0	0	0	0	1
TCU	*	3	3	6	0.0-0	0.0-0	0	0	0	0
at Kansas	*	8	1	9	0.0-0	0.0-0	0	0	0	0
UCF	*	2	4	6	0.0-0	0.5-2	0	0	0	0
at Texas	*	6	7	13	0.0-0	0.0-0	0	0	0	1
vs. California	*	2	5	7	0.0-0	1.5-3	0	0	0	1
Totals		55	52	107	0.5-2	6.5-30	2	0	1	3

2022 GAME-BY-GAME STATS

Opponent	GS	UA	A	TOT	SACKS-YDS	TFL-YDS	FF	FR	INT	QBH
Murray State		DNP								
Houston		DNP								
at NC State		DNP								
Texas		DNP								
at Kansas State	0	0	0	0.0-0	0.0-0	0	0	0	0	0
at Oklahoma St.	0	0	0	0.0-0	0.0-0	0	0	0	0	0
West Virginia		DNP								
Baylor		DNP								
at TCU		DNP								
Kansas		DNP								
at Iowa State		DNP								
Oklahoma		DNP								
vs. Ole Miss		DNP								
Totals	0	0	0	0.0-0	0.0-0	0	0	0	0	0

10 JACOB RODRIGUEZ

LB | Sr. | 5th Yr. (4th at Tech) | Wichita Falls, Texas | Rider HS

Follow on Social Media

X: @Jacob\_R\_10 | IG: jrodriguez...10

PARTICIPATION	2021	2022	2023	2024	2025	CAREER
GP/GS	12/0	12/0	5/4	13/13	3/3	45/20

CAREER STATS

TACKLES	GP	UA	A	Total	TFL	Yds	PD	FF	FR	Blkd	QBH
2021 (UNA)	12	1	0	1	0.0	0	0	0	0	0	0
2022 (TTU)	12	17	12	29	3.0	7	0	1	0	0	0
2023 (TTU)	5	21	11	32	1.0	1	2	2	1	0	1
2024 (TTU)	13	77	50	127	10.5	63	4	3	2	0	5
2025 (TTU)	3	6	11	17	1.5	2	1	1	0	0	1
Totals	45	122	84	206	16.0	73	7	7	3	0	7

2025 GAME-BY-GAME STATS

Opponent	GS	UA	A	TOT	SACKS-YDS	TFL-YDS	FF	FR	INT	QBH
Ark-Pine Bluff	*	3	0	3	0.0-0	0.0-0	0	0	0	0
Kent State	*	3	4	7	0.0-0	0.0-0	1	0	0	1
Oregon State	*	0	7	7	0.0-0	0.5-1	0	0	0	0
at Utah										
at Houston										
Kansas										
at Arizona State										
Oklahoma State										
at Kansas State										
BYU										
UCF										
at West Virginia										
Totals		6	11	17	0.0-0	0.5-1	1	0	0	1

2024 GAME-BY-GAME STATS

Opponent	GS	UA	A	TOT	SACKS-YDS	TFL-YDS	FF	FR	INT	QBH
Abilene Christian	*	9	4	13	0.0-0	2.0-13	1	0	0	0
at Washington St.	*	7	0	7	0.0-0	0.0-0	0	0	0	0
North Texas	*	1	0	1	0.0-0	0.0-0	0	0	0	1
Arizona State	*	2	7	9	0.0-0	1.0-2	0	0	0	0
Cincinnati	*	7	4	11	0.0-0	0.5-2	0	1	0	1
at Arizona	*	5	8	13	1.0-16	1-16	1	0	0	0
Baylor	*	7	5	12	0.0-0	0.0-0	0	0	0	0
at TCU	*	1	4	5	0.0-0	0.0-0	0	0	0	0
at Iowa State	*	9	4	13	2.0-6	2.5-7	1	0	0	0
Colorado	*	13	4	17	1.0-10	1.5-11	0	0	0	2
at Oklahoma St.	*	7	5	12	0.0-0	0.0-0	0	1	1	1
West Virginia	*	4	1	5	1.0-10	1.0-10	0	0	0	0
vs. Arkansas	*	5	4	9	0.0-0	1.0-2	0	0	0	0
Totals		72	46	118	5.0-42	9.5-61	3	2	1	5

2023 GAME-BY-GAME STATS

Opponent	GS	UA	A	TOT	SACKS-YDS	TFL-YDS	FF	FR	INT	QBH
at Wyoming	*	2	0	2	0.0-0	0.0-0	1	1	0	0
Oregon		DNP-injured								
Tarleton State		DNP-injured								
at West Virginia		DNP-injured								
Houston		DNP-injured								
at Baylor		DNP-injured								
Kansas State		DNP-injured								
at BYU		DNP-injured								
TCU		4	2	6	0.0-0	0.0-0	0	0	0	0
at Kansas	*	3	1	4	0.0-0	1.0-1	0	0	0	0
UCF	*	7	5	12	0.0-0	0.0-0	0	0	0	1
at Texas		DNP								
vs. California	*	5	3	8	0.0-0	0.0-0	1	0	1	0
Totals		21	11	32	0.0-0	1.0-1	2	1	1	1

2022 GAME-BY-GAME STATS

Opponent	GS	UA	A	TOT	SACKS-YDS	TFL-YDS	FF	FR	INT	QBH
Murray State		0	4	4	0.0-0	1.0-2	0	0	0	0
Houston		0	0	0	0.0-0	0.0-0	0	0	0	0
at NC State		2	2	4	0.0-0	0.5-1	0	0	0	0
Texas		1	0	1	0.0-0	0.0-0	0	0	0	0
at Kansas State		1	0	1	0.0-0	0.0-0	0	0	0	0
at Oklahoma St.		1	1	2	0.0-0	0.0-0	0	0	0	2
West Virginia		4	0	4	0.0-0	0.0-0	1	0	0	1
Baylor		3	2	5	0.0-0	0.0-0	0	0	0	0
at TCU		0	2	2	0.0-0	0.5-1	0	0	0	0
Kansas		2	0	2	0.0-0	0.0-0	0	0	0	0
at Iowa State		1	0	1	0.0-0	0.0-0	0	0	0	0
Oklahoma		DNP-injured								
vs. Ole Miss		2	1	3	0.0-0	1.0-3	0	0	0	0
Totals		17	12	29	0.0-0	3.0-7	1	0	0	3



JACOB RODRIGUEZ (CONT.)

2021 GAME-BY-GAME (@ VIRGINIA)										
Opponent	GS	Rush	Yds	TD	LG	Rec	Yds	TD	LG	
William & Mary		3	31	0	24	0	0	0	0	
Illinois		0	0	0	0	0	0	0	0	
at North Carolina		3	14	0	7	3	23	0	17	
Wake Forest		0	0	0	0	0	0	0	0	
at Miami (FL)		1	5	0	5	2	24	0	16	
at Louisville		1	1	0	1	2	13	0	9	
Duke		2	5	0	4	0	0	0	0	
Georgia Tech		0	0	0	0	0	0	0	0	
at BYU		0	0	0	0	1	5	0	5	
Notre Dame		0	0	0	0	0	0	0	0	
at Pittsburgh		0	0	0	0	0	0	0	0	
Virginia Tech		0	0	0	0	0	0	0	0	
Totals		10	56	0	24	8	65	0	17	

1 REGGIE VIRGIL

WR | Sr. | 5th Yr. (1st at Tech) | Apopka, Fla. | Mount Dora Christian Academy

Follow on Social Media

X: @Therealreggie11 | IG: therealreggie0

PARTICIPATION	2022*	2023*	2024*	2025	CAREER
GP/GS	11/1	12/0	13/11	3/3	39/15

\* at Miami (OH)

CAREER STATS								
RECEIVING	G	Rec	Yds	TD	Lg	Rec/G	Avg/C	Avg/G
2022 (M-OH)	11	1	28	0	0	0.1	28.0	2.6
2023 (M-OH)	12	1	34	1	0	0.1	34.0	2.8
2024 (M-OH)	13	41	816	9	75	3.6	20.0	62.8
2025 (TTU)	3	11	135	3	35	3.7	12.3	45.0
Totals	39	54	1,013	13	75	1.4	18.8	26.0

2025 GAME-BY-GAME										
Opponent	GS	Rec	Yds	TD	Avg	LG	Rush	Yds	TD	
Arkansas-Pine Bluff	*	4	56	1	14.0	21	0	0	0	
Kent State	*	5	50	2	10.0	35	0	0	0	
Oregon State	*	2	29	0	14.5	21	0	0	0	
at Utah										
at Houston										
Kansas										
at Arizona State										
Oklahoma State										
at Kansas State										
BYU										
UCF										
at West Virginia										
Totals		11	135	3	12.3	35	0	0	0	

2024 GAME-BY-GAME (@ MIAMI-OHIO)										
Opponent	GS	Rec	Yds	TD	Avg	LG	Rush	Yds	TD	
at Northwestern	*	3	32	0	10.7	12	0	0	0	
Cincinnati		3	77	1	25.7	58	0	0	0	
at Notre Dame	*	1	12	0	12.0	12	0	0	0	
UMass	*	1	10	0	10.0	10	0	0	0	
at Toledo		4	76	0	19.0	51	0	0	0	
at Eastern Michigan	*	3	113	2	37.7	75	0	0	0	
Ohio	*	3	39	1	13.0	18	0	0	0	
Central Michigan	*	4	50	1	12.5	22	0	0	0	
at Ball State	*	5	101	1	20.2	41	0	0	0	
Kent State	*	2	88	1	44.0	69	0	0	0	
Northern Illinois	*	4	107	1	26.8	50	0	0	0	
at Bowling Green	*	5	82	1	13.7	28	0	0	0	
vs. Ohio	*	2	29	0	14.5	19	0	0	0	
vs. Colorado State		DNP								
Totals		41	878	7	19.9	70	0	0	0	

20 J'KOBY WILLIAMS

RB | So. | 2nd Yr. | Beckville, Texas | Beckville HS

Follow on Social Media

X: @WilliamsJkoby | IG: officialjkoby

PARTICIPATION	2024*	2025	CAREER
GP/GS	10/1	3/2	13/3

CAREER STATS								
RUSHING	G	Att	Yds	TD	Lg	Avg/C	Avg/G	
2024	10	41	236	2	54	5.8	23.6	
2025	3	28	158	2	20	5.6	52.7	
Totals	13	69	394	4	54	5.7	30.3	
RECEIVING	G	Rec	Yds	TD	Lg	Rec/G	Avg/C	Avg/G
2024	10	10	100	1	22	1.0	10.0	10.0
2025	3	11	150	1	39	3.7	13.6	50.0
Totals	13	21	250	2	39	1.6	11.9	19.2

2025 GAME-BY-GAME										
Opponent	GS	Rush	Yds	TD	LG	Rec	Yds	TD	LG	
Ark-Pine Bluff		6	56	1	20	1	-1	0	0	
Kent State	*	9	54	0	20	3	35	0	30	
Oregon State	*	13	48	1	10	7	116	1	39	
at Utah										
at Houston										
Kansas										
at Arizona State										
Oklahoma State										
at Kansas State										
BYU										
UCF										
at West Virginia										
Totals		28	158	2	20	11	150	1	39	

2024 GAME-BY-GAME										
Opponent	GS	Rush	Yds	TD	LG	Rec	Yds	TD	LG	
Abilene Christian		DNP								
at Washington State		DNP								
North Texas		4	27	1	12	1	10	0	10	
Arizona State		2	7	0	5	0	0	0	0	
Cincinnati		DNP								
at Arizona		0	0	0	0	0	0	0	0	
Baylor		0	0	0	0	2	22	1	18	
at TCU		8	42	0	13	0	0	0	0	
at Iowa State		1	1	0	1	1	2	0	2	
Colorado		4	12	0	6	0	0	0	0	
at Oklahoma State		2	4	0	3	0	0	0	0	
West Virginia		5	20	0	11	2	30	0	18	
vs. Arkansas	*	15	123	1	54	4	36	0	22	
Totals		41	236	2	54	10	100	1	22	

5 COLE WISNIEWSKI

S | R-Sr. | 6th Yr. (1st at Tech) | Sparta, Wis. | Sparta HS

Follow on Social Media

X: @ColeWisniewski | IG: cole.wiz

PARTICIPATION	2020/21*	2021*	2022*	2023*	2024*	2025	CAREER
GP/GS	10/2	15/2	8/1	14/14	0/0	3/3	50/22

\* at North Dakota State

TACKLES	GP	UA	A	Total	TFL	Yds	PD	FF	FR	Blkd	INT
2020/21 (NDSU)	10	13	10	23	1.0	1	0	0	0	0	0
2021 (NDSU)	15	38	15	53	2.5	9	2	2	0	0	0
2022 (NDSU)	8	14	13	27	0.0	0	0	0	1	0	0
2023 (NDSU)	14	49	43	92	2.0	7	5	1	0	0	8
2024 (NDSU)	0	0	0	0	0.0	0	0	0	0	0	0
2025 (TTU)	3	2	9	11	2.0	4	0	1	0	0	0
TOTALS	50	116	90	206	7.5	21	7	4	1	0	8

2025 GAME-BY-GAME STATS										
Opponent	GS	UA	A	TOT	TFL-YDS	INT-YDS	FF	FR	PBU	
Ark.-Pine Bluff	*	1	0	1	0.0-0	0-0	1	0	0	
Kent State	*	0	2	2	0.5-0	0-0	0	0	0	
Oregon State	*	1	7	8	1.5-4	0-0	0	0	0	
at Utah										
at Houston										
Kansas										
at Arizona State										
Oklahoma State										
at Kansas State										
BYU										
UCF										
at West Virginia										
Totals		2	9	11	2.0-4	0-0	1	0	0	



COLE WISNIEWSKI (CONT.)

2024 GAME-BY-GAME STATS (@ NORTH DAKOTA STATE)

Opponent	GS	UA	A	TOT	TFL-YDS	INT-YDS	FF	FR	PBU
DNP									

2023 GAME-BY-GAME STATS (@ NORTH DAKOTA STATE)

Opponent	GS	UA	A	TOT	TFL-YDS	INT-YDS	FF	FR	PBU
vs. E. Washington *	7	4	11		0.0-0	1-39	0	0	1
Maine *	2	1	3		0.0-0	2-26	0	0	0
Central Arkansas *	3	3	6		0.0-0	0-0	1	0	0
South Dakota *	1	3	4		0.0-0	0-0	0	0	0
at Missouri State *	4	1	5		0.0-0	1-64	0	0	1
at North Dakota *	0	1	1		0.0-0	0-0	0	0	0
Western Illinois	DNP								
Murray State *	0	3	3		0.0-0	0-0	0	0	0
at S. Dakota St. *	6	5	11		0.0-0	0-0	0	0	1
Southern Ill. *	5	4	9		0.0-0	0-0	0	0	1
Northern Iowa *	4	6	10		1.0-5	1-75	0	0	1
Drake *	5	2	7		0.0-0	0-0	0	0	0
at Montana State *	7	1	8		1.0-2	1-0	0	0	0
at South Dakota *	0	3	3		0.0-0	2-35	0	0	0
at Montana *	5	6	11		0.0-0	0-0	0	0	0
Totals	49	43	92		2.0-7	8-239	1	0	5

2022 GAME-BY-GAME STATS (@ NORTH DAKOTA STATE)

Opponent	GS	UA	A	TOT	TFL-YDS	INT-YDS	FF	FR	PBU
Drake	DNP								
N. Carolina A&T	DNP								
at Arizona	DNP								
at South Dakota	DNP								
Youngstown St.	DNP								
at Indiana St.	DNP								
S. Dakota St.	DNP								
Illinois State	2	1	3		0.0-0	0-0	0	0	0
at W. Illinois	5	1	6		0.0-0	0-0	0	0	0
at S. Illinois	0	2	2		0.0-0	0-0	0	0	0
North Dakota	0	0	0		0.0-0	0-0	0	0	0
Montana	4	4	8		0.0-0	0-0	0	1	0
Samford	1	1	2		0.0-0	0-0	0	0	0
Incarnate Word	2	0	2		0.0-0	0-0	0	0	0
S. Dakota St. *	0	4	4		0.0-0	0-0	0	0	0
Totals	14	13	27		0.0-0	0-0	0	1	0

2021 GAME-BY-GAME STATS (@ NORTH DAKOTA STATE)

Opponent	GS	UA	A	TOT	TFL-YDS	INT-YDS	FF	FR	PBU
UAlbany	1	0	1		0.0-0	0-0	0	0	0
Valparaiso *	2	2	4		0.0-0	0-0	0	0	0
at Towson	2	0	2		0.0-0	0-0	0	0	0
at North Dakota	2	1	3		0.0-0	0-0	0	0	0
Northern Iowa	5	1	6		1.0-6	0-0	0	0	0
at Illinois State	0	1	1		0.0-0	0-0	0	0	0
Missouri State	6	2	8		0.0-0	0-0	0	0	0
Indiana State	0	1	1		0.5-0	0-0	0	0	1
at S. Dakota St.	3	1	4		1.0-3	0-0	0	0	0
at Youngstown St.	2	2	4		0.0-0	0-0	1	0	0
South Dakota	1	0	1		0.0-0	0-0	0	0	0
Southern Illinois *	3	1	4		0.0-0	0-0	1	0	0
E. Tennessee St.	2	2	4		0.0-0	0-0	0	0	0
James Madison	4	1	5		0.0-0	0-0	0	0	0
vs. Montana State	5	0	5		0.0-0	0-0	0	0	1
Totals	38	15	53		2.5-9	0-0	2	0	2

2020-21 GAME-BY-GAME STATS (@ NORTH DAKOTA STATE)

Opponent	GS	UA	A	TOT	TFL-YDS	INT-YDS	FF	FR	PBU
Central Arkansas	1	0	1		0.0-0	0-0	0	0	0
Youngstown St.	0	0	0		0.0-0	0-0	0	0	0
at Southern Ill.	0	0	0		0.0-0	0-0	0	0	0
at Missouri St.	1	0	1		0.0-0	0-0	0	0	0
Illinois State	0	0	0		0.0-0	0-0	0	0	0
North Dakota	1	1	2		0.0-0	0-0	0	0	0
at Northern Ill.	1	0	1		0.0-0	0-0	0	0	0
S. Dakota St.	1	1	2		0.0-0	0-0	0	0	0
Eastern Wash. *	4	5	9		0.0-0	0-0	0	0	0
at Sam Houston *	4	2	6		1.0-1	0-0	0	0	0
Totals	13	9	22		1.0-1	0-0	0	0	0

RED RAIDERS IN THE NCAA/BIG 12 STATS

As of Sunday, Sept. 14, 2025

QB BEHREN MORTON

Category	Stat	NCAA	Big 12
Completions Percentage (116 ranked)	.704	28th	5th
Passing Efficiency (116 ranked)	208.4	2nd	1st
Passing Touchdowns (63 ranked)	11	1st	1st
Passing Yards (130 ranked)	923	9th	2nd
Passing Yards Per Game (130 ranked)	307.7	10th	3rd
Passing Yards Per Completion (116 ranked)	16.19	4th	2nd
Points Responsible For (199 ranked)	66	3rd	2nd
Points Responsible For Per Game (199 ranked)	22.0	3rd	2nd
Total Offense (200 ranked)	306.0	15th	3rd
Yards Per Pass Attempt (122 ranked)	11.40	2nd	1st

RB CAMERON DICKEY

Category	Stat	NCAA	Big 12
Rushing Touchdowns (37 ranked)	4	14th	1st

WR COY EAKIN

Category	Stat	NCAA	Big 12
Receiving Touchdowns (52 ranked)	3	11th	3rd
Receiving Yards (200 ranked)	245	37th	4th
Receiving Yards Per Game (199 ranked)	81.7	39th	4th

WR REGGIE VIRGIL

Category	Stat	NCAA	Big 12
Receiving Touchdowns (52 ranked)	3	11th	3rd



TEAM/INDIVIDUAL STATISTICS

Team Results

Date	Opponent		Score	Att.
08/30/2025	Ark.-Pine Bluff	W	67-7	60229
09/06/2025	Kent St.	W	62-14	60229
09/13/2025	Oregon St.	W	45-14	60229

Rushing

Player	gp	att	gain	loss	net	avg	td	lg	avg/g
Adam Hill	3	24	208	1	207	8.6	0	36	69.0
Cameron Dickey	3	37	169	4	165	4.5	4	20	55.0
J'Koby Williams	3	28	163	5	158	5.6	2	20	52.7
Will Hammond	3	7	110	2	108	15.4	2	64	36.0
Mitch Griffis	2	3	21	0	21	7.0	0	12	10.5
Michael Henderson III	2	1	0	2	-2	-2.0	0	0	-1.0
Behren Morton	3	6	19	24	-5	-0.8	0	7	-1.7
Team	3	5	0	7	-7	-1.4	0	0	-2.3
Total	3	111	690	45	645	5.8	8	64	215.0
Opponents	3	82	200	76	124	1.5	1	14	41.3

Passing

Player	gp	effic	comp-att-int	pct	yds	td	lg	avg/g
Behren Morton	3	208.4	57-81-1	70.4	923	11	61	307.7
Will Hammond	3	157.6	18-25-1	72.0	200	2	38	66.7
Mitch Griffis	2	213.2	4-5-0	80.0	40	1	13	20.0
Total	3	197.2	79-111-2	71.2	1163	14	61	387.7
Opponents	3	101.8	53-104-4	51.0	568	4	56	189.3

Receiving

Player	gp	no.	yds	avg	td	lg	avg/g
Reggie Virgil	3	11	135	12.3	3	35	45.0
Coy Eakin	3	11	229	20.8	3	42	76.3
J'Koby Williams	3	11	150	13.6	1	39	50.0
Terrance Carter Jr.	3	10	194	19.4	3	50	64.7
Caleb Douglas	3	7	158	22.6	1	61	52.7
Johncarlos Miller II	3	5	53	10.6	0	17	17.7
Roy Alexander	3	3	31	10.3	0	15	10.3
TJ West	3	3	24	8.0	0	9	8.0
Micah Hudson	3	3	31	10.3	0	19	10.3
Cameron Dickey	3	3	17	5.7	0	7	5.7
Bryson Jones	3	3	63	21.0	2	38	21.0
Kelby Valsin	3	2	25	12.5	0	18	8.3
Leyton Stone	3	2	28	14.0	1	19	9.3
Price Morgan	2	1	12	12.0	0	12	6.0
Adam Hill	3	1	1	1.0	0	1	0.3
Tyson Turner	3	1	8	8.0	0	8	2.7
Michael Dever	2	1	7	7.0	0	7	3.5
Tristian Gentry	3	1	-3	-3.0	0	0	-1.0
Total	3	79	1163	14.7	14	61	387.7
Opponents	3	53	568	10.7	4	56	189.3

Game Records

Record	Overall	Home	Away	Neutral
ALL GAMES	3-0	3-0	0-0	0-0
CONFERENCE	0-0	0-0	0-0	0-0
NON-CONFERENCE	3-0	3-0	0-0	0-0

Team Statistics

	TTU	OPP
First Downs	90	38
Rushing	37	10
Passing	49	24
Penalty	4	4
Rushing Yardage	645	124
Rushing attempts	111	82
Average per rush	5.8	1.5
Average per game	215.0	41.3
TDs Rushing	8	1
Passing Yardage	1163	568
Comp-Att-Int	79-111-2	53-104-4
Average per pass	10.5	5.5
Average per catch	14.7	10.7
Average per game	387.7	189.3
TDs Passing	14	4
Total offense	1808	692
Average per play	8.1	3.7
Average per game	602.7	230.7
Kick returns: #-Yards	5-102	5-81
Punt returns: #-Yards	10-45	0-0
Int returns: #-Yards	4-62	2-25
Fumbles-Lost	3-1	4-1
Penalties-Yards	23-195	12-90
Punts-Avg	4-46.5	22-35.0
Time of possession / game	27:08	26:45
3rd-down conversion	20/36	13/45
4th-down conversion	2/4	4/7
PAT-attempts	(21-22) 95%	(5-5) 100%
2-point conversion-attempts	(0-1) 0%	(0-0) 0%

Interceptions

Player	no.	yds	avg	td	lg
Brice Pollock	2	0	0.0	0	0
Skyler Gill-Howard	1	55	55.0	1	55
Amier Boyd	1	7	7.0	0	7
Total	4	62	15.5	1	55
Opponents	2	25	12.5	0	25



INDIVIDUAL STATISTICS

Field Goals

Player	fg	pct.	01-19	20-29	30-39	40-49	50-99	lg	blk
Upton Bellenfant	3-3	100.0	0-0	3-3	0-0	0-0	0-0	29	0
Stone Harrington	2-2	100.0	0-0	0-0	1-1	1-1	0-0	47	0
Opponents	0-2	0.0	0-0	0-0	0-0	0-2	0-0	0	0

Scoring

Player			PAT						pts
	td	fg	kick	rush	rcv	pass	dxp	saf	
Cameron Dickey	4	-	-	-	-	-	-	-	24
Reggie Virgil	3	-	-	-	-	-	-	-	18
Coy Eakin	3	-	-	-	-	-	-	-	18
Terrance Carter Jr.	3	-	-	-	-	-	-	-	18
J'Koby Williams	3	-	-	-	-	-	-	-	18
Upton Bellenfant	-	3-3	8-9	-	-	-	-	-	17
Stone Harrington	-	2-2	11-11	-	-	-	-	-	17
Will Hammond	2	-	-	-	-	-	-	-	12
Bryson Jones	2	-	-	-	-	-	-	-	12
Skyler Gill-Howard	1	-	-	-	-	-	-	-	6
Caleb Douglas	1	-	-	-	-	-	-	-	6
Leyton Stone	1	-	-	-	-	-	-	-	6
Ian Hershey	-	-	2-2	-	-	-	-	-	2
Total	23	5-5	21-22	0	0	0	0	0	174
Opponents	5	0-2	5-5	0	0	0	0	0	35

Score by Periods

Team	1st	2nd	3rd	4th	OT	TOT
Texas Tech	58	65	31	20	0	174
Opponents	0	0	0	35	0	35

Punting

Player	no.	yds	avg	lg	tb	fc	i20	50+	blk
Jack Burgess	4	186	46.5	57	0	2	2	1	0
Total	4	186	46.5	57	0	2	2	1	0
Opponents	22	771	35.0	58	1	1	3	3	3

Punt Returns

Player	no.	yds	avg	td	lg
Tristian Gentry	5	47	9.4	0	19
AJ McCarty	2	0	0.0	0	0
Mikal Harrison-Pilot	1	0	0.0	0	0
Total	10	45	4.5	0	19
Opponents	0	0	0.0	0	0

Kick Returns

Player	no.	yds	avg	td	lg
Micah Hudson	3	57	19.0	0	29
Tristian Gentry	2	45	22.5	0	25
Total	5	102	20.4	0	29
Opponents	5	81	16.2	0	18

All Purpose

Player	g	rush	rcv	pr	kr	ir	total	avg/g
J'Koby Williams	3	158	150	0	0	0	308	102.7
Coy Eakin	3	0	229	0	0	0	229	76.3
Adam Hill	3	207	1	0	0	0	208	69.3
Terrance Carter Jr.	3	0	194	0	0	0	194	64.7
Cameron Dickey	3	165	17	0	0	0	182	60.7
Caleb Douglas	3	0	158	0	0	0	158	52.7
Reggie Virgil	3	0	135	0	0	0	135	45.0
Will Hammond	3	108	0	0	0	0	108	36.0
Tristian Gentry	3	0	-3	47	45	0	89	29.7
Micah Hudson	3	0	31	0	57	0	88	29.3
Bryson Jones	3	0	63	0	0	0	63	21.0
Skyler Gill-Howard	3	0	0	0	0	55	55	18.3
JohnCarlos Miller II	3	0	53	0	0	0	53	17.7
Roy Alexander	3	0	31	-2	0	0	29	9.7
Leyton Stone	3	0	28	0	0	0	28	9.3
Kelby Valsin	3	0	25	0	0	0	25	8.3
TJ West	3	0	24	0	0	0	24	8.0
Mitch Griffis	2	21	0	0	0	0	21	10.5
Price Morgan	2	0	12	0	0	0	12	6.0
Tyson Turner	3	0	8	0	0	0	8	2.7
Amier Boyd	2	0	0	0	0	7	7	3.5
Michael Dever	2	0	7	0	0	0	7	3.5
Michael Henderson III	2	-2	0	0	0	0	-2	-1.0
Behren Morton	3	-5	0	0	0	0	-5	-1.7
Total	3	645	1163	45	102	62	2017	672.3
Opponents	3	124	568	0	81	25	798	266.0

Total Offense

Player	g	plays	rush	pass	total	avg/g
Behren Morton	3	87	-5	923	918	306.0
Will Hammond	3	32	108	200	308	102.7
Adam Hill	3	24	207	0	207	69.0
Cameron Dickey	3	37	165	0	165	55.0
J'Koby Williams	3	28	158	0	158	52.7
Mitch Griffis	2	8	21	40	61	30.5
Michael Henderson III	2	1	-2	0	-2	-1.0
Total	3	222	645	1163	1808	602.7
Opponents	3	186	124	568	692	230.7

TEXAS TECH GAME-BY-GAME STATS

		Rushing				Receiving				Passing				Kick Returns				Punt Returns				tot			
Date	Opponent	no.	yds	td	lg	no.	yds	td	lg	cmp	att	int	yds	td	lg	no.	yds	td	lg	no.	yds	td	lg	off	
08/30/2025	Ark.-Pine Bluff	29	294	3	64	25	314	6	41	25-32-0				314	6	41	2	54	0	29	4	-2	0	0	608
09/06/2025	Kent St.	42	230	3	36	27	371	4	50	27-38-0				371	4	50	1	12	0	12	5	34	0	19	601
09/13/2025	Oregon St.	40	121	2	16	27	478	4	61	27-41-2				478	4	61	2	36	0	20	1	13	0	13	599
Texas Tech		111	645	8	64	79	1163	14	61	79-111-2				1163	14	61	5	102	0	29	10	45	0	19	1808
Opponents		82	124	1	14	53	568	4	56	53-104-4				568	4	56	5	81	0	18	0	0	0	0	692

Texas Tech Averages

Games	Avg/ rush	Avg/ catch	Pass effc	KR avg	PR avg	All purpose avg/game	Total offense avg/game
3	5.8	14.7	197.2	20.4	4.5	672.3	602.7

Date	Opponent	Tackles				Sacks	Fumble		Pass Defense			blkd	PAT attempts			off		
		ua	a	total	tfl-yds	no-yds	ff	fr-yds	int-yds	qbh	brup	kick	kick	rush	rcv	saf	t/o	pts
08/30/2025	Ark.-Pine Bluff	29	24	53	6.0-24	3-12	1	0-0	1-7	5	2	1	7-8	0	0	0	6	67
09/06/2025	Kent St.	26	36	62	7.0-18	3-14	1	1-0	1-55	13	4	2	8-8	0	0	0	10	62
09/13/2025	Oregon St.	27	40	67	5.0-31	3-26	0	0-0	2-0	12	5	0	6-6	0	0	0	10	45
Texas Tech		82	100	182	18.0-73	9-52	2	1-0	4-62	30	11	3	21-22	0	0	0	26	174
Opponents		124	84	208	12.0-42	2-24	2	1-0	2-25	11	5	0	5-5	0	0	0	14	35

		Punting										Field Goals			Kickoffs				
Date	Opponent	no.	yds	avg	long	blkd	tb	fc	50+	i20	md-att	long	blkd	no.	yds	avg	tb	ob	
08/30/2025	Ark.-Pine Bluff	0	0	0.0	0	0	0	0	0	0	2-2	31	0	12	775	64.6	9	0	
09/06/2025	Kent St.	2	88	44.0	47	0	0	2	0	2	2-2	47	0	11	703	63.9	6	1	
09/13/2025	Oregon St.	2	98	49.0	57	0	0	0	1	0	1-1	21	0	8	514	64.3	7	0	
Texas Tech		4	186	46.5	57	0	0	2	1	2	5-5	47	0	31	1992	64.3	22	1	
Opponents		22	771	35.0	58	3	1	1	3	3	0-2	0	0	8	509	63.6	3	0	



OPPONENTS GAME-BY-GAME STATS

		Rushing				Receiving				Passing				Kick Returns				Punt Returns				tot		
Date	Opponent	no.	yds	td	lg	no.	yds	td	lg	cmp	att	int	yds	td	lg	no.	yds	td	lg	no.	yds	td	lg	off
08/30/2025	Ark.-Pine Bluff	26	53	0	9	17	122	1	24	17	33	1	122	1	24	1	18	0	18	0	0	0	0	175
09/06/2025	Kent St.	34	63	1	14	11	165	1	38	11	25	1	165	1	38	3	46	0	18	0	0	0	0	228
09/13/2025	Oregon St.	22	8	0	7	25	281	2	56	25	46	2	281	2	56	1	17	0	17	0	0	0	0	289
Opponents		82	124	1	14	53	568	4	56	53	104	4	568	4	56	5	81	0	18	0	0	0	0	692
Texas Tech		111	645	8	64	79	1163	14	61	79	111	2	1163	14	61	5	102	0	29	10	45	0	19	1808

Opponents Averages

Games	Avg/ rush	Avg/ catch	Pass effc	KR avg	PR avg	All purpose avg/game	Total offense avg/game
3	1.5	10.7	101.8	16.2	0.0	266.0	230.7

Date	Opponent	Tackles				Sacks	Fumble		Pass Defense			blkd	PAT attempts			off		
		ua	a	total	tfl-yds	no-yds	ff	fr-yds	int-yds	qbh	brup	kick	kick	rush	rcv	saf	t/o	pts
08/30/2025	Ark.-Pine Bluff	44	4	48	2.0-2	0-0	1	0-0	0-0	1	0	0	1-1	0	0	0	0	7
09/06/2025	Kent St.	45	30	75	3.0-5	0-0	1	1-0	0-0	3	2	0	2-2	0	0	0	7	14
09/13/2025	Oregon St.	35	50	85	7.0-35	2-24	0	0-0	2-25	7	3	0	2-2	0	0	0	7	14
Opponents		124	84	208	12.0-42	2-24	2	1-0	2-25	11	5	0	5-5	0	0	0	14	35
Texas Tech		82	100	182	18.0-73	9-52	2	1-0	4-62	30	11	3	21-22	0	0	0	26	174

Date	Opponent	Punting										Field Goals			Kickoffs				
		no.	yds	avg	long	blkd	tb	fc	50+	i20	md-att	long	blkd	no.	yds	avg	tb	ob	
08/30/2025	Ark.-Pine Bluff	7	188	26.9	44	1	0	0	0	0	0-1	0	0	2	129	64.5	0	0	
09/06/2025	Kent St.	8	315	39.4	55	2	0	1	1	2	0-0	0	0	3	185	61.7	2	0	
09/13/2025	Oregon St.	7	268	38.3	58	0	1	0	2	1	0-1	0	0	3	195	65.0	1	0	
Opponents		22	771	35.0	58	3	1	1	3	3	0-2	0	0	8	509	63.6	3	0	
Texas Tech		4	186	46.5	57	0	0	2	1	2	5-5	47	0	31	1992	64.3	22	1	



GAME-BY-GAME INDIVIDUAL STATS | OFFENSE

PASSING

#2 Behren Morton	Comp	Att	Int	Pct	Yards	TD	Long	Sacked	Effic.
Ark.-Pine Bluff	16	20	0	80.0	201	4	41	0-0	230.4
Kent St.	18	26	0	69.2	258	3	50	0-0	190.7
Oregon St.	23	35	1	65.7	464	4	61	2-24	209.1
Totals	57	81	1	70.4	923	11	61	2-24	208.4

#12 Mitch Griffis	Comp	Att	Int	Pct	Yards	TD	Long	Sacked	Effic.
Ark.-Pine Bluff	2	3	0	66.7	21	1	13	0-0	235.5
Kent St.	2	2	0	100.0	19	0	12	0-0	179.8
Totals	4	5	0	80.0	40	1	13	0-0	213.2

#15 Will Hammond	Comp	Att	Int	Pct	Yards	TD	Long	Sacked	Effic.
Ark.-Pine Bluff	7	9	0	77.8	92	1	19	0-0	200.3
Kent St.	7	10	0	70.0	94	1	38	0-0	182.0
Oregon St.	4	6	1	66.7	14	0	9	0-0	52.9
Totals	18	25	1	72.0	200	2	38	0-0	157.6

Rushing

Player	No-Yds/TD	UAPB	KentSt	OSU
Cameron Dickey	37-165/4	13-90/1	8-10/2	16-65/1
J'Koby Williams	28-158/2	6-56/1	9-54/0	13-48/1
Adam Hill	24-207/0	7-78/0	16-127/0	1-2/0
Will Hammond	7-108/2	1-64/1	3-27/1	3-17/0
Behren Morton	6--5/0	-	1-4/0	5--9/0
Mitch Griffis	3-21/0	1-8/0	2-13/0	DNP
Michael Henderson III	1--2/0	-	1--2/0	DNP

Receiving

Player	No-Yds/TD	UAPB	KentSt	OSU
Coy Eakin	11-229/3	3-47/1	3-59/1	5-123/1
J'Koby Williams	11-150/1	1--1/0	3-35/0	7-116/1
Reggie Virgil	11-135/3	4-56/1	5-50/2	2-29/0
Terrance Carter Jr.	10-194/3	3-42/2	1-50/0	6-102/1
Caleb Douglas	7-158/1	3-44/0	2-37/0	2-77/1
Johncarlos Miller II	5-53/0	2-24/0	2-12/0	1-17/0
Bryson Jones	3-63/2	1-13/1	2-50/1	-
Micah Hudson	3-31/0	2-20/0	1-11/0	-
Roy Alexander	3-31/0	-	3-31/0	-
TJ West	3-24/0	2-15/0	-	1-9/0
Cameron Dickey	3-17/0	-	2-10/0	1-7/0
Leyton Stone	2-28/1	2-28/1	-	-
Kelby Valsin	2-25/0	1-18/0	1-7/0	-
Price Morgan	1-12/0	-	1-12/0	DNP
Tyson Turner	1-8/0	1-8/0	-	-
Michael Dever	1-7/0	-	1-7/0	DNP
Adam Hill	1-1/0	-	-	1-1/0
Tristian Gentry	1--3/0	-	-	1--3/0



DEFENSIVE STATISTICS

Team Defense

			Tackles				Sacks	Pass defense		Fumbles		blkd		
##	Player	gp	ua	a	tot	tfl/yds	no-yds	int-yds	brup	qbh	fr-yds	ff	kick	saf
10	Jacob Rodriguez	3	6	11	17	1.5-2	.	.	1	1	.	1	.	.
6	John Curry	3	3	12	15	1-6	.	.	1	1	.	.	.	.
13	Ben Roberts	3	4	10	14	.	.	.	2	2	.	.	.	.
5	Cole Wisniewski	3	2	9	11	2-4	1-3	.	.	.	.	1	.	.
33	Anthony Holmes Jr.	3	5	6	11	2-2	1-1	.	1	4	1-0	.	.	.
2	Lee Hunter	3	.	8	8	1-3	0.5-2	.	.	1	.	.	.	.
14	Brice Pollock	3	2	6	8	.	.	2-0	.	.	.	.	.	.
9	Romello Height	3	5	2	7	2.5-17	2.5-17	.	.	6	.	.	.	.
0	Skyler Gill-Howard	3	4	3	7	1.5-4	0.5-3	1-55	.	3	.	.	.	.
7	Brenden Jordan	3	3	4	7	.	.	.	.	.	.	.	.	.
51	Jayden Cofield	3	3	4	7	0.5-1	.	.	.	.	.	.	.	.
1	AJ McCarty	3	4	2	6	1-4	.	.	1	1	.	.	2	.
3	Bryce Ramirez	3	4	2	6	1-1	1-1	.	.	.	.	.	.	.
20	Dontae Balfour	2	3	2	5	0.5-2	.	.	1	.	.	.	.	.
31	David Bailey	3	2	3	5	2.5-25	2.5-25	.	.	5	.	.	.	.
40	Wesley Smith	3	4	1	5	.	.	.	.	.	.	.	.	.
27	Amier Boyd	2	4	.	4	.	.	1-7	.	.	.	.	.	.
15	Oliver Miles III	3	1	3	4	.	.	.	.	.	.	.	.	.
8	E'Maurion Banks	3	1	2	3	.	.	.	1	1	.	.	.	.
88	Amier Washington	3	1	2	3	.	.	.	.	1	.	.	.	.
23	Tarrion Grant	2	3	.	3	.	.	.	1	.	.	.	.	.
24	Malik Esquerria	3	3	.	3	.	.	.	.	.	.	.	.	.
17	Peyton Morgan	3	2	1	3	.	.	.	.	.	.	.	.	.
45	Brock Golwas	3	.	3	3	.	.	.	.	.	.	.	.	.
11	Charles Esters III	1	1	1	2	1-2	.	.	.	.	.	.	.	.
34	Trent Low	3	2	.	2	.	.	.	.	.	.	.	.	.
85	Dylan Spencer	3	2	.	2	.	.	.	.	.	.	.	.	.
16	Ashton Hampton	3	2	.	2	.	.	.	2	.	.	.	.	.
29	Chief Collins	2	1	.	1	.	.	.	.	.	.	.	.	.
35	Gage Elder	3	1	.	1	.	.	.	.	.	.	.	.	.
58	Tanner Allen	3	1	.	1	.	.	.	.	.	.	.	.	.
12	Marquez Stevenson	2	1	.	1	.	.	.	.	.	.	.	.	.
94	Braylon Rigsby	3	1	.	1	.	.	.	.	1	.	.	.	.
50	Eddy Smith	3	.	1	1	.	.	.	.	.	.	.	.	.
92	Kasen Long	1	.	1	1	.	.	.	.	.	.	.	.	.
97	Charles Anderson Jr.	3	.	1	1	.	.	.	.	.	.	.	.	.
17	Leyton Stone	3	1	.	1	.	.	.	.	.	.	.	.	.
18	Terrell Tilmon	2	.	.	.	.	.	.	.	2	.	.	.	.
32	Cheta Ofili	3	.	.	.	.	.	.	.	1	.	.	.	.
	Totals	3	82	100	182	18-73	9-52	4-62	11	30	1-0	2	3	0
	Opponents	3	124	84	208	12-42	2-24	2-25	5	11	1-0	2	0	0

**GAME-BY-GAME INDIVIDUAL STATS | DEFENSE****Total Tackles**

Player	S-A	Total	UAPB	KentSt	OSU
Jacob Rodriguez	6-11	17	3-0	3-4	0-7
John Curry	3-12	15	1-2	0-5	2-5
Ben Roberts	4-10	14	1-3	2-4	1-3
Anthony Holmes Jr.	5-6	11	2-1	2-3	1-2
Cole Wisniewski	2-9	11	1-0	0-2	1-7
Brice Pollock	2-6	8	-	0-2	2-4
Lee Hunter	0-8	8	0-1	0-2	0-5
Romello Height	5-2	7	0-1	2-0	3-1
Skyler Gill-Howard	4-3	7	1-1	3-1	0-1
Brenden Jordan	3-4	7	0-1	0-1	3-2
Jayden Cofield	3-4	7	1-2	0-1	2-1
AJ McCarty	4-2	6	1-1	2-1	1-0
Bryce Ramirez	4-2	6	3-1	0-1	1-0
Wesley Smith	4-1	5	3-1	1-0	-
Dontae Balfour	3-2	5	DNP	1-1	2-1
David Bailey	2-3	5	0-2	1-0	1-1
Amier Boyd	4-0	4	3-0	1-0	DNP
Oliver Miles III	1-3	4	0-1	1-2	-
Tarrion Grant	3-0	3	DNP	1-0	2-0
Malik Esquerra	3-0	3	1-0	-	2-0
Peyton Morgan	2-1	3	1-1	-	1-0
E'Maurion Banks	1-2	3	1-0	0-2	-
Amier Washington	1-2	3	1-2	-	-
Brock Golwas	0-3	3	0-1	0-2	-
Ashton Hampton	2-0	2	-	1-0	1-0
Trent Low	2-0	2	1-0	1-0	-
Dylan Spencer	2-0	2	-	2-0	-
Charles Esters III	1-1	2	1-1	DNP	DNP
Marquez Stevenson	1-0	1	DNP	1-0	-
Leyton Stone	1-0	1	-	-	1-0
Chief Collins	1-0	1	DNP	1-0	-
Gage Elder	1-0	1	1-0	-	-
Tanner Allen	1-0	1	1-0	-	-
Braylon Rigsby	1-0	1	1-0	-	-
Eddy Smith	0-1	1	-	0-1	-
Kasen Long	0-1	1	0-1	DNP	DNP
Charles Anderson Jr.	0-1	1	-	0-1	-

GAME-BY-GAME INDIVIDUAL STATS | DEFENSE

TACKLES FOR LOSS

Player	UA-A	Total	UAPB	KentSt	OSU
Romello Height	2-1	2.5	0.5-3	1.0-6	1.0-8
David Bailey	2-1	2.5	0.5-3	1.0-7	1.0-15
Cole Wisniewski	1-2	2.0	-	0.5-0	1.5-4
Anthony Holmes Jr.	1-2	2.0	-	2.0-2	-
Skyler Gill-Howard	1-1	1.5	0.5-3	1.0-1	-
Jacob Rodriguez	1-1	1.5	-	1.0-1	0.5-1
AJ McCarty	1-0	1.0	1.0-4	-	-
Bryce Ramirez	1-0	1.0	1.0-1	-	-
John Curry	1-0	1.0	1.0-6	-	-
Charles Esters III	1-0	1.0	1.0-2	DNP	DNP
Lee Hunter	0-2	1.0	0.5-2	-	0.5-1
Dontae Balfour	0-1	0.5	DNP	-	0.5-2
Jayden Cofield	0-1	0.5	-	0.5-1	-

SACKS

Player	UA-A	Total	UAPB	KentSt	OSU
Romello Height	2-1	2.5	0.5-3	1-6	1-8
David Bailey	2-1	2.5	0.5-3	1-7	1-15
Bryce Ramirez	1-0	1	1-1	-	-
Cole Wisniewski	1-0	1	-	-	1-3
Anthony Holmes Jr.	1-0	1	-	1-1	-
Skyler Gill-Howard	0-1	0.5	0.5-3	-	-
Lee Hunter	0-1	0.5	0.5-2	-	-

Fumbles Forced

Player	Number	UAPB	KentSt	OSU
Cole Wisniewski	1	1	-	-
Jacob Rodriguez	1	-	1	-

Fumbles Recovered

Player	Number	UAPB	KentSt	OSU
Anthony Holmes Jr.	1	-	1	-



TEXAS TECH GAME HIGHS

Texas Tech - Game Highs

RUSHES	42	Kent St. (09/06/2025)
YARDS RUSHING	294	Ark.-Pine Bluff (08/30/2025)
YARDS PER RUSH	10.1	Ark.-Pine Bluff (08/30/2025)
TD RUSHES	3	Kent St. (09/06/2025)
	3	Ark.-Pine Bluff (08/30/2025)
PASS ATTEMPTS	41	Oregon St. (09/13/2025)
PASS COMPLETIONS	27	Oregon St. (09/13/2025)
	27	Kent St. (09/06/2025)
YARDS PASSING	478	Oregon St. (09/13/2025)
YARDS PER PASS	11.7	Oregon St. (09/13/2025)
TD PASSES	6	Ark.-Pine Bluff (08/30/2025)
TOTAL PLAYS	81	Oregon St. (09/13/2025)
TOTAL OFFENSE	608	Ark.-Pine Bluff (08/30/2025)
YARDS PER PLAY	10.0	Ark.-Pine Bluff (08/30/2025)
POINTS	67	Ark.-Pine Bluff (08/30/2025)
SACKS BY	3	Oregon St. (09/13/2025)
	3	Kent St. (09/06/2025)
	3	Ark.-Pine Bluff (08/30/2025)
FIRST DOWNS	33	Ark.-Pine Bluff (08/30/2025)
PENALTIES	9	Oregon St. (09/13/2025)
PENALTY YARDS	75	Oregon St. (09/13/2025)
TURNOVERS	2	Oregon St. (09/13/2025)
PUNTS	2	Oregon St. (09/13/2025)
	2	Kent St. (09/06/2025)
PUNTING AVG	49.0	Oregon St. (09/13/2025)
LONG PUNT	57	Oregon St. (09/13/2025)
PUNTS INSIDE 20	2	Kent St. (09/06/2025)
LONG PUNT RETURN	19	Kent St. (09/06/2025)

Texas Tech - Individual Game Highs

RUSHES	16	Cameron Dickey vs Oregon St. (09/13/2025)
	16	Adam Hill vs Kent St. (09/06/2025)
YARDS RUSHING	127	Adam Hill vs Kent St. (09/06/2025)
TD RUSHES	2	Cameron Dickey vs Kent St. (09/06/2025)
LONG RUSH	64	Will Hammond vs Ark.-Pine Bluff (08/30/2025)
PASS ATTEMPTS	35	Behren Morton vs Oregon St. (09/13/2025)
PASS COMPLETIONS	23	Behren Morton vs Oregon St. (09/13/2025)
YARDS PASSING	464	Behren Morton vs Oregon St. (09/13/2025)
TD PASSES	4	Behren Morton vs Oregon St. (09/13/2025)
	4	Behren Morton vs Ark.-Pine Bluff (08/30/2025)
LONG PASS	61	Behren Morton vs Oregon St. (09/13/2025)
RECEPTIONS	7	J'Koby Williams vs Oregon St. (09/13/2025)
YARDS RECEIVING	123	Coy Eakin vs Oregon St. (09/13/2025)
TD RECEPTIONS	2	Reggie Virgil vs Kent St. (09/06/2025)
	2	Terrance Carter Jr. vs Ark.-Pine Bluff (08/30/2025)
LONG RECEPTION	61	Caleb Douglas vs Oregon St. (09/13/2025)
PUNTS	2	Jack Burgess vs Oregon St. (09/13/2025)
	2	Jack Burgess vs Kent St. (09/06/2025)
PUNTING AVG	49.0	Jack Burgess vs Oregon St. (09/13/2025)
LONG PUNT	57	Jack Burgess vs Oregon St. (09/13/2025)
PUNTS INSIDE 20	2	Jack Burgess vs Kent St. (09/06/2025)
LONG PUNT RETURN	19	Tristian Gentry vs Kent St. (09/06/2025)
LONG KICKOFF RETURN	29	Micah Hudson vs Ark.-Pine Bluff (08/30/2025)
TACKLES	8	Cole Wisniewski vs Oregon St. (09/13/2025)



OPPONENT GAME HIGHS

Opponent - Game Highs

RUSHES	34	Kent St. (09/06/2025)
YARDS RUSHING	63	Kent St. (09/06/2025)
YARDS PER RUSH	2.0	Ark.-Pine Bluff (08/30/2025)
TD RUSHES	1	Kent St. (09/06/2025)
PASS ATTEMPTS	46	Oregon St. (09/13/2025)
PASS COMPLETIONS	25	Oregon St. (09/13/2025)
YARDS PASSING	281	Oregon St. (09/13/2025)
YARDS PER PASS	6.6	Kent St. (09/06/2025)
TD PASSES	2	Oregon St. (09/13/2025)
TOTAL PLAYS	68	Oregon St. (09/13/2025)
TOTAL OFFENSE	289	Oregon St. (09/13/2025)
YARDS PER PLAY	4.3	Oregon St. (09/13/2025)
POINTS	14	Oregon St. (09/13/2025)
	14	Kent St. (09/06/2025)
SACKS BY	2	Oregon St. (09/13/2025)
FIRST DOWNS	17	Oregon St. (09/13/2025)
PENALTIES	4	Oregon St. (09/13/2025)
	4	Kent St. (09/06/2025)
	4	Ark.-Pine Bluff (08/30/2025)
PENALTY YARDS	36	Kent St. (09/06/2025)
TURNOVERS	2	Oregon St. (09/13/2025)
	2	Kent St. (09/06/2025)
PUNTS	8	Kent St. (09/06/2025)
PUNTING AVG	39.4	Kent St. (09/06/2025)
LONG PUNT	58	Oregon St. (09/13/2025)
PUNTS INSIDE 20	2	Kent St. (09/06/2025)
LONG PUNT RETURN	0	Oregon St. (09/13/2025)
	0	Kent St. (09/06/2025)
	0	Ark.-Pine Bluff (08/30/2025)

Opponent - Individual Game Highs

RUSHES	15	Za'Marion Webber vs Ark.-Pine Bluff (08/30/2025)
YARDS RUSHING	43	Za'Marion Webber vs Ark.-Pine Bluff (08/30/2025)
TD RUSHES	1	Dru DeShields vs Kent St. (09/06/2025)
LONG RUSH	14	Marques Hicks vs Kent St. (09/06/2025)
PASS ATTEMPTS	44	Maalik Murphy vs Oregon St. (09/13/2025)
PASS COMPLETIONS	25	Maalik Murphy vs Oregon St. (09/13/2025)
YARDS PASSING	281	Maalik Murphy vs Oregon St. (09/13/2025)
TD PASSES	2	Maalik Murphy vs Oregon St. (09/13/2025)
LONG PASS	56	Maalik Murphy vs Oregon St. (09/13/2025)
RECEPTIONS	7	Bryce Caufield vs Oregon St. (09/13/2025)
	7	Trent Walker vs Oregon St. (09/13/2025)
YARDS RECEIVING	103	David Wells Jr. vs Oregon St. (09/13/2025)
TD RECEPTIONS	1	Bryce Caufield vs Oregon St. (09/13/2025)
	1	Karson Boschma vs Oregon St. (09/13/2025)
	1	Cade Wolford vs Kent St. (09/06/2025)
	1	Ellis Stewart vs Ark.-Pine Bluff (08/30/2025)
LONG RECEPTION	56	David Wells Jr. vs Oregon St. (09/13/2025)
FIELD GOALS	none	
LONG FIELD GOALS	none	
PUNTS	6	Zach Wieder vs Ark.-Pine Bluff (08/30/2025)
PUNTING AVG	43.5	Charlie Durkin vs Kent St. (09/06/2025)
LONG PUNT	58	AJ Winsor vs Oregon St. (09/13/2025)
PUNTS INSIDE 20	2	Charlie Durkin vs Kent St. (09/06/2025)
LONG PUNT RETURN	none	
LONG KICKOFF RETURN	18	Da'Realyst Clark vs Kent St. (09/06/2025)
	18	Kareem Burke vs Ark.-Pine Bluff (08/30/2025)
TACKLES	11	Dexter Foster vs Oregon St. (09/13/2025)
SACKS	1	Tahjae Mullix vs Oregon St. (09/13/2025)
TACKLES FOR LOSS	2	Thomas Collins vs Oregon St. (09/13/2025)
INTERCEPTIONS	1	Skyler Thomas vs Oregon St. (09/13/2025)

# GAME PARTICIPATION

##	Player	GP-GS	UAPB	KentSt	OSU
0	Skyler Gill-Howard	3/3	START	START	START
0	Quinten Joyner	0/0	...	...	...
1	AJ McCarty	3/0	XXX	XXX	XXX
1	Reggie Virgil	3/3	START	START	START
2	Lee Hunter	3/3	START	START	START
2	Behren Morton	3/3	START	START	START
3	Bryce Ramirez	3/0	XXX	XXX	XXX
3	Coy Eakin	3/2	XXX	START	START
4	Maurion Horn	1/1	START	...	...
4	TJ West	3/0	XXX	XXX	XXX
5	Cole Wisniewski	3/3	START	START	START
5	Caleb Douglas	3/3	START	START	START
6	John Curry	3/3	START	START	START
6	Kelby Valsin	3/0	XXX	XXX	XXX
7	Terrance Carter Jr.	3/3	START	START	START
7	Brenden Jordan	3/3	START	START	START
8	E'Maurion Banks	3/0	XXX	XXX	XXX
8	Cameron Dickey	3/1	START	XXX	XXX
9	Romello Height	3/3	START	START	START
9	Johncarlos Miller II	3/1	START	XXX	XXX
10	Jacob Rodriguez	3/3	START	START	START
10	Lloyd Jones III	0/0	...	...	...
11	Charles Esters III	1/0	XXX	...	...
11	Tyson Turner	3/0	XXX	XXX	XXX
12	Mitch Griffis	2/0	XXX	XXX	...
12	Marquez Stevenson	2/0	...	XXX	XXX
13	Ben Roberts	3/3	START	START	START
13	Price Morgan	2/0	XXX	XXX	...
14	Brice Pollock	3/3	START	START	START
14	Micah Hudson	3/0	XXX	XXX	XXX
15	Will Hammond	3/0	XXX	XXX	XXX
15	Oliver Miles III	3/0	XXX	XXX	XXX
16	Ashton Hampton	3/0	XXX	XXX	XXX
16	Holden Phillips	0/0	...	...	...
17	Peyton Morgan	3/0	XXX	XXX	XXX
17	Leyton Stone	3/0	XXX	XXX	XXX
18	Roy Alexander	3/0	XXX	XXX	XXX
18	Terrell Tilmon	2/0	...	XXX	XXX
19	Haydon Wiginton	3/0	XXX	XXX	XXX
19	Quintaelyn Joyner	0/0	...	...	...
20	Dontae Balfour	2/1	...	XXX	START
20	J'Koby Williams	3/2	XXX	START	START
21	Miquel Dingle Jr	1/0	XXX	...	...
21	Tristian Gentry	3/0	XXX	XXX	XXX
22	Marcus Ramon-Edwards	1/0	...	...	XXX
23	Tarrion Grant	2/0	...	XXX	XXX
23	Adam Hill	3/0	XXX	XXX	XXX
24	Malik Esquerra	3/0	XXX	XXX	XXX
25	Chapman Lewis	0/0	...	...	...
26	Deante Lindsay	0/0	...	...	...
27	Amier Boyd	2/1	XXX	START	...
27	Upton Bellenfant	3/0	XXX	XXX	XXX
28	Braylan McDonald	2/0	XXX	XXX	...
29	Chief Collins	2/0	...	XXX	XXX
30	Mikal Harrison-Pilot	3/0	XXX	XXX	XXX
31	David Bailey	3/2	START	XXX	START
32	Cheta Ofili	3/0	XXX	XXX	XXX
33	Anthony Holmes Jr.	3/0	XXX	XXX	XXX
34	Trent Low	3/0	XXX	XXX	XXX
35	Gage Elder	3/0	XXX	XXX	XXX

##	Player	GP-GS	UAPB	KentSt	OSU
35	Michael Henderson III	2/0	XXX	XXX	...
36	Justin Horne	0/0	...	...	...
37	Ian Hershey	3/0	XXX	XXX	XXX
39	Luke Dillingham	3/0	XXX	XXX	XXX
40	Wesley Smith	3/0	XXX	XXX	XXX
41	Jack Burgess	3/0	XXX	XXX	XXX
43	Chris Lemons	1/0	...	XXX	...
45	Brock Golwas	3/0	XXX	XXX	XXX
47	Rylan Vagana	3/0	XXX	XXX	XXX
48	Stone Harrington	3/0	XXX	XXX	XXX
50	Eddy Smith	3/0	XXX	XXX	XXX
50	Patrick McMath	3/0	XXX	XXX	XXX
51	Jayden Cofield	3/0	XXX	XXX	XXX
52	Cash Cleveland	0/0	...	...	...
53	Holton Hendrix	0/0	...	...	...
56	Davion Carter	3/3	START	START	START
57	Hunter Zambrano	2/0	XXX	XXX	...
58	Tanner Allen	3/0	XXX	XXX	XXX
61	Connor Carty	3/0	XXX	XXX	XXX
64	Jurrien Loftin	1/0	XXX	...	...
65	D'Anthis Upshaw	3/0	XXX	XXX	XXX
66	Jackson Hildebrand	1/0	XXX	...	...
68	Ren Brown	0/0	...	...	...
70	Jacob Ponton	3/3	START	START	START
71	Vinny Sciury	3/0	XXX	XXX	XXX
72	Sheridan Wilson	3/3	START	START	START
73	Danilo Guberinich	1/0	XXX	...	...
74	Daniel Sill	3/0	XXX	XXX	XXX
75	Garin Maley	1/0	XXX	...	...
76	Will Jados	3/3	START	START	START
77	Elias Gillen	1/0	XXX	...	...
78	Ellis Davis	0/0	...	...	...
79	Howard Sampson	3/3	START	START	START
80	Kai Powell	0/0	...	...	...
83	Jack Esparza	0/0	...	...	...
84	Michael Dever	2/0	XXX	XXX	...
85	Dylan Spencer	3/0	XXX	XXX	XXX
85	Bryson Jones	3/0	XXX	XXX	XXX
86	Sean Robinson	1/0	...	XXX	...
87	Preztynn Harrison	0/0	...	...	...
88	Amier Washington	3/0	XXX	XXX	XXX
88	Trey Jackson	3/0	XXX	XXX	XXX
89	Jason Llewellyn	3/0	XXX	XXX	XXX
90	Ansel Nedore	3/0	XXX	XXX	XXX
92	Kasen Long	1/0	XXX	...	...
93	Dylan Singleton	0/0	...	...	...
94	Braylon Rigsby	3/1	XXX	START	XXX
96	Keyshawn Williams	3/0	XXX	XXX	XXX
97	Charles Anderson Jr.	3/0	XXX	XXX	XXX

MISCELLANEOUS STATISTICS

3rd-Down Conversions

Date	Opponent		Score	Overall	1st Qtr	2nd Qtr	3rd Qtr	4th Qtr	Overtime
08/30/2025	Ark.-Pine Bluff	W	67-7	5-8 62.5	2-4 50.0	2-3 66.7	0-0 0.0	1-1 100.0	0-0 0.0
09/06/2025	Kent St.	W	62-14	6-13 46.2	2-3 66.7	2-5 40.0	1-3 33.3	1-2 50.0	0-0 0.0
09/13/2025	Oregon St.	W	45-14	9-15 60.0	2-3 66.7	3-5 60.0	3-4 75.0	1-3 33.3	0-0 0.0
Texas Tech				20-36 55.6	6-10 60.0	7-13 53.8	4-7 57.1	3-6 50.0	0-0 0.0
Opponents				13-45 28.9	3-15 20.0	3-12 25.0	4-9 44.4	3-9 33.3	0-0 0.0

4th-Down Conversions

Date	Opponent		Score	Overall	1st Qtr	2nd Qtr	3rd Qtr	4th Qtr	Overtime
08/30/2025	Ark.-Pine Bluff	W	67-7	1-1 100.0	1-1 100.0	0-0 0.0	0-0 0.0	0-0 0.0	0-0 0.0
09/06/2025	Kent St.	W	62-14	1-2 50.0	0-0 0.0	1-1 100.0	0-1 0.0	0-0 0.0	0-0 0.0
09/13/2025	Oregon St.	W	45-14	0-1 0.0	0-1 0.0	0-0 0.0	0-0 0.0	0-0 0.0	0-0 0.0
Texas Tech				2-4 50.0	1-2 50.0	1-1 100.0	0-1 0.0	0-0 0.0	0-0 0.0
Opponents				4-7 57.1	0-1 0.0	1-2 50.0	0-1 0.0	3-3 100.0	0-0 0.0

Time of Possession

Date	Opponent		Score	Overall	1st Qtr	2nd Qtr	3rd Qtr	4th Qtr	Overtime
08/30/2025	Ark.-Pine Bluff	W	67-7	20:22	06:35	07:20	03:19	03:08	00:00
09/06/2025	Kent St.	W	62-14	30:03	06:17	08:14	05:51	09:41	00:00
09/13/2025	Oregon St.	W	45-14	31:00	04:20	08:30	09:06	09:04	00:00
Texas Tech				Total	81:25	17:12	24:04	18:16	00:00
				Avg.	27:08	05:44	08:01	06:05	00:00
Opponents				Total	80:14	24:39	19:44	17:43	00:00
				Avg.	26:45	08:13	06:35	05:54	00:00

TEAM COMPARISON

3rd-Down Conversions

Date	Opponent		Score	Overall	1st Qtr	2nd Qtr	3rd Qtr	4th Qtr	Overtime
08/30/2025	Ark.-Pine Bluff	W	67-7	5-8 62.5	2-4 50.0	2-3 66.7	0-0 0.0	1-1 100.0	0-0 0.0
09/06/2025	Kent St.	W	62-14	6-13 46.2	2-3 66.7	2-5 40.0	1-3 33.3	1-2 50.0	0-0 0.0
09/13/2025	Oregon St.	W	45-14	9-15 60.0	2-3 66.7	3-5 60.0	3-4 75.0	1-3 33.3	0-0 0.0
Texas Tech				20-36 55.6	6-10 60.0	7-13 53.8	4-7 57.1	3-6 50.0	0-0 0.0
Opponents				13-45 28.9	3-15 20.0	3-12 25.0	4-9 44.4	3-9 33.3	0-0 0.0

4th-Down Conversions

Date	Opponent		Score	Overall	1st Qtr	2nd Qtr	3rd Qtr	4th Qtr	Overtime
08/30/2025	Ark.-Pine Bluff	W	67-7	1-1 100.0	1-1 100.0	0-0 0.0	0-0 0.0	0-0 0.0	0-0 0.0
09/06/2025	Kent St.	W	62-14	1-2 50.0	0-0 0.0	1-1 100.0	0-1 0.0	0-0 0.0	0-0 0.0
09/13/2025	Oregon St.	W	45-14	0-1 0.0	0-1 0.0	0-0 0.0	0-0 0.0	0-0 0.0	0-0 0.0
Texas Tech				2-4 50.0	1-2 50.0	1-1 100.0	0-1 0.0	0-0 0.0	0-0 0.0
Opponents				4-7 57.1	0-1 0.0	1-2 50.0	0-1 0.0	3-3 100.0	0-0 0.0

Time of Possession

Date	Opponent		Score	Overall	1st Qtr	2nd Qtr	3rd Qtr	4th Qtr	Overtime
08/30/2025	Ark.-Pine Bluff	W	67-7	20:22	06:35	07:20	03:19	03:08	00:00
09/06/2025	Kent St.	W	62-14	30:03	06:17	08:14	05:51	09:41	00:00
09/13/2025	Oregon St.	W	45-14	31:00	04:20	08:30	09:06	09:04	00:00
Texas Tech				Total	81:25	17:12	24:04	18:16	00:00
				Avg.	27:08	05:44	08:01	06:05	00:00
Opponents				Total	80:14	24:39	19:44	17:43	00:00
				Avg.	26:45	08:13	06:35	05:54	00:00



MISCELLANEOUS STATS

GAME QUICK FACTS

OPPONENT	DURATION	TV	KO WEATHER	KO TIME (local)	ATTND.	COIN TOSS	KICK/RECEIVE	1ST TECH POSS.	1ST OPP. POSS.	HALF	FINAL
Ark-Pine Bluff	4:43*	ESPN+	83° cloudy	6:32 p.m. (CDT)	60,229	Won	Kick	Touchdown	Punt	TTU 47, UAPB 0	TTU 67, UAPB 0
Kent State	3:20	TNT	58° cloudy	11:02 a.m. (CDT)	60,229	Lost	Receive	Touchdown	TO on Downs	TTU 48, Kent 0	TTU 62, Kent 14
Oregon State	6:13	FOX	81° cloudy	2:40 p.m. (CDT)	60,229	Won	Kick	Touchdown	Punt	TTU 28, OSU 0	TTU 45, OSU 14
at Utah	-	-	-	-	-	-	-	-	-	-	-
at Houston	-	-	-	-	-	-	-	-	-	-	-
Kansas	-	-	-	-	-	-	-	-	-	-	-
at Arizona State	-	-	-	-	-	-	-	-	-	-	-
Oklahoma State	-	-	-	-	-	-	-	-	-	-	-
at Kansas State	-	-	-	-	-	-	-	-	-	-	-
BYU	-	-	-	-	-	-	-	-	-	-	-
UCF	-	-	-	-	-	-	-	-	-	-	-
at West Virginia	-	-	-	-	-	-	-	-	-	-	-

\* includes 1:28 weather delay

TURNOVER CHART

Opponent	Forced by Texas Tech					Forced by Opponent				
	Fum	Int	Tot	Pts Off	Margin	Fum	Int	Tot	Pts Off	
UAPB	0	1	1	6	+1	0	0	0	0	
Kent State	1	1	2	10	+1	1	0	1	7	
Oregon State	0	2	2	10	E	0	2	2	7	
at Utah	-	-	-	-		-	-	-	-	
at Houston	-	-	-	-		-	-	-	-	
Kansas	-	-	-	-		-	-	-	-	
at Arizona State	-	-	-	-		-	-	-	-	
Oklahoma State	-	-	-	-		-	-	-	-	
at Kansas State	-	-	-	-		-	-	-	-	
BYU	-	-	-	-		-	-	-	-	
UCF	-	-	-	-		-	-	-	-	
at West Virginia	-	-	-	-		-	-	-	-	
Totals	1	4	5	26	+2	1	2	3	14	

REDZONE CHART

Opponent	Texas Tech			Opponents		
	Scores-Chances (%)	TD (R/P)	FG	Scores-Chances (%)	TD (R/P)	FG
UAPB	8-of-8 (100.0)	6 (2/4)	2	1-of-1 (100.0)	1 (0/1)	0
Kent State	6-of-7 (85.7)	4 (3/1)	2	2-of-2 (100.0)	2 (1/1)	0
Oregon State	5-of-6 (83.3)	4 (2/2)	1	1-of-3 (33.3)	1 (0/1)	0
at Utah	-of- (-)	- (-/-)	-	-of- (-)	- (-/-)	-
at Houston	-of- (-)	- (-/-)	-	-of- (-)	- (-/-)	-
Kansas	-of- (-)	- (-/-)	-	-of- (-)	- (-/-)	-
at Arizona State	-of- (-)	- (-/-)	-	-of- (-)	- (-/-)	-
Oklahoma State	-of- (-)	- (-/-)	-	-of- (-)	- (-/-)	-
at Kansas State	-of- (-)	- (-/-)	-	-of- (-)	- (-/-)	-
BYU	-of- (-)	- (-/-)	-	-of- (-)	- (-/-)	-
UCF	-of- (-)	- (-/-)	-	-of- (-)	- (-/-)	-
at West Virginia	-of- (-)	- (-/-)	-	-of- (-)	- (-/-)	-
Totals	19-of-21 (90.5)	14 (7/7)	5	4-of-6 (66.7)	4 (1/3)	0

SPECIAL TEAMS TACKLES

Player	Total	KO	Punt
#3 Bryce Ramirez, LB	2	2	0
#29 Chief Collins, S	1	1	0
#40 Wesley Smith, LB	1	1	0
#34 Trent Low, LB	1	1	0
TOTALS	5	5	0

THREE-AND-OUTS

OPPONENT	TEXAS TECH	OPPONENTS
	3-&-Outs/Drives	3-&-Outs/Drives
Ark-Pine Bluff	0/12	4/12
Kent State	1/14	7/15
Oregon State	2/13	4/13
at Utah	-/-	-/-
at Houston	-/-	-/-
Kansas	-/-	-/-
at Arizona State	-/-	-/-
Oklahoma State	-/-	-/-
at Kansas State	-/-	-/-
BYU	-/-	-/-
UCF	-/-	-/-
at West Virginia	-/-	-/-
TOTALS	3/39	15/40



GAME-BY-GAME SPECIALIST STATS

FIELD GOALS

SCORING	FG	PAT	Points
#48 Harrington	2-2	11-11	17
#27 Bellenfant	3-3	8-9	17
#37 Hershey	0-0	2-2	2

FIELD GOALS	FGM-FGA	Pct.	01-19	20-29	30-39	40-49	50-59	60+	Lg	Blk
#27 Bellenfant	3-3	100.0	0-0	3-3	0-0	0-0	0-0	0-0	29	0
#48 Harrington	2-2	100.0	0-0	0-0	1-1	1-1	0-0	0-0	47	0
#37 Hershey	0-0	--	0-0	0-0	0-0	0-0	0-0	0-0	-	0
Totals	5-5	100.0	0-0	3-3	1-1	1-1	0-0	0-0	47	0

Team Leader/Bellenfant	(Made), Missed, Blocked
UAPB	(29)
Kent State	(23)
Oregon State	(21)
at Utah	
at Houston	
Kansas	
at Arizona State	
Oklahoma State	
at Kansas State	
BYU	
UCF	
at West Virginia	

PUNTING

PUNTING	Number-Avg./i20/50+
#41 Burgess	zero team punt attempts
UAPB	2-44.0 / 2 / 0
Kent State	2-49.0 / 0 / 1
Oregon State	
at Utah	
at Houston	
Kansas	
at Arizona State	
Oklahoma State	
at Kansas State	
BYU	
UCF	
at West Virginia	
Totals	4-46.5 / 2 / 1

#41-JACK BURGESS

# - opponent (Qtr.)	Down	Situation	Yards	Action (yds)	i20	i10	Note
1 - Kent State (1Q)	4-4	TTU39	47	FC	yes	no	fair catch at KSU-14 (holding moved ball to KSU-07)
2 - Kent State (3Q)	4-5	TTU42	41	FC	yes	no	fair catch at KSU-17
3 -Oregon State (2Q)	4-14	TTU03	41	Downed	no	no	downed at the TTU-44 by Peyton Morton
4 - Oregon State (4Q)	4-15	TTU15	57	OB	no	no	Out of bounds at the OSU-28
TOTALS			1 (50+)		2 (i20)	0 (i10)	

KICKOFFS

KICKOFFS	No.	Yds	Avg.	TB	OB	RETN	NET	YD-LN
#48 Harrington	27	1,736	64.3	20	1	--	--	--
#37 Hershey	2	126	63.0	1	0	--	--	--
#27 Bellenfant	2	130	65.0	1	0	--	--	--
Totals	31	1,992	64.3	22	1	3	40.6	24

Team Leader/Harrington	Touchbacks/Kickoffs
UAPB	8-of-9
Kent State	5-of-10
Oregon State	7-of-8
at Utah	
at Houston	
Kansas	
at Arizona State	
Oklahoma State	
at Kansas State	
BYU	
UCF	
at West Virginia	

PUNTING	4 attempts
#41 Burgess	
50+ yard punts	1
Inside the 20-yard line	2
Inside the 10-yard line	0
Fair Caught	2
Touchbacks	0
Downed	1
Out of Bounds	1
Not Returned	4
Returned	0
Total Return Yards	0 returns for 0 yards (0.0 per return)

EXPLOSIVE PLAYS BREAKDOWN

TEXAS TECH LONGEST PLAYS		
Play Type	Yardage	Play (Opponent)
Rushing	64	Hammond 64-yd run (UAPB)
Rushing Touchdown	64	Hammond TD 64-yd run (UAPB)
Passing	61	Morton 61-yd pass to Douglas (Oregon State)
Passing Touchdown	61	Morton 61-yd TD pass to Eakin (Oregon State)
Punt Return	19	Gentry 19-yd punt return (Kent State)
Kick Return	29	Hudson 29-yd kick return (UAPB)
Punt	57	Burgess 57-yard punt (Oregon State)
Field Goal	47	Harrington 47-yd field goal (Kent State)

TEXAS TECH PLAYS - 20-PLUS YARDS			
Yards (TD*)	Type	Player(s)	Opponent
64*	Run	Will Hammond	UAPB
55*	INT	Skyler Gill-Howard 55-yd interception return	Kent State
50	Pass	Terrance Carter (Morton)	Kent State
42*	Pass	Coy Eakin (Morton)	Kent State
41*	Pass	Coy Eakin (Morton)	UAPB
38*	Pass	Bryson Jones (Hammond)	Kent State
36	Run	Adam Hill	Kent State
35*	Pass	Reggie Virgil (Morton)	Kent State
30	Pass	J'Koby Williams (Morton)	Kent State
29	Pass	Caleb Douglas (Morton)	Kent State
24	Run	Adam Hill	UAPB
24	Run	Adam Hill	Kent State
21*	Pass	Terrance Carter Jr. (Morton)	UAPB
21	Pass	Reggie Virgil (Morton)	UAPB
20	Run	J'Koby Williams	UAPB
20	Run	Cameron Dickey	UAPB
20	Run	J'Koby Williams	Kent State
61*	Pass	Caleb Douglas (Morton)	Oregon State
39	Pass	J'Koby Williams (Morton)	Oregon State
38*	Pass	Coy Eakin (Morton)	Oregon State
34	Pass	Coy Eakin (Morton)	Oregon State
30*	Pass	J'Koby Williams (Morton)	Oregon State
26	Pass	Coy Eakin (Morton)	Oregon State
24	Pass	Terrance Carter Jr. (Morton)	Oregon State
23	Pass	Terrance Carter Jr. (Morton)	Oregon State
23*	Pass	Terrance Carter Jr. (Morton)	Oregon State
21	Pass	Reggie Virgil (Morton)	Oregon State
20+ Yard Plays (Rush, Pass, Interception, Punt Return)			
40+ Yard Plays (Kick Returns)			
* Touchdown scored on play			

TEXAS TECH vs. OPPONENT LONGEST PLAYS								
	Texas Tech Long Plays				Opponent Long Plays			
	Rush	Pass	Total	ST	Rush	Pass	Total	ST
Ark-Pine Bluff	4	3	7	0	0	2	2	0
Kent State	3	6	9	0	0	3	3	0
Oregon State	0	10	10	0	0	4	4	0
at Utah	-	-	-	-	-	-	-	-
at Houston	-	-	-	-	-	-	-	-
Kansas	-	-	-	-	-	-	-	-
at Arizona State	-	-	-	-	-	-	-	-
Oklahoma State	-	-	-	-	-	-	-	-
at Kansas State	-	-	-	-	-	-	-	-
BYU	-	-	-	-	-	-	-	-
UCF	-	-	-	-	-	-	-	-
at West Virginia	-	-	-	-	-	-	-	-
Totals	7	19	26	0	0	9	9	0

OPPONENT LONGEST PLAYS		
Play Type	Yardage	Play (Opponent)
Rushing	14	Hicks 14-yd run (Kent State)
Rushing Touchdown	10	Deshields 10-yd TD run (Kent State)
Passing	56	Murphy 56-yd pass to Wells (Oregon State)
Passing Touchdown	26	Murphy 26-yd pass to Boschma (Oregon State)
Punt Return	-	-
Kick Return	18 (2x)	Burke 18-yd kick ret. (UAPB)/Clark 18-yd kick ret. (Kent St)
Punt	58	Winsor 58-yd punt (Oregon State)
Field Goal	-	-

OPPONENT PLAYS - 20-PLUS YARDS			
Yards (TD*)	Type	Player(s)	Opponent
56	Pass	David Wells Jr. (Murphy)	Oregon State
38	Pass	Gavin Garcia (Montes)	Kent State
38	Pass	Ardell Banks (Deshields)	Kent State
27	Pass	Wayne Harris (Deshields)	Kent State
26*	Pass	Karson Boschma (Murphy)	Oregon State
25	Pass	David Wells Jr. (Murphy)	Oregon State
24	Pass	Bryant Sanchez (Peters)	UAPB
22	Pass	Taz Reddicks (Murphy)	Oregon State
21	Pass	Ellis Stewart (Peters)	UAPB
20+ Yard Plays (Rush, Pass, Interception, Punt Return)			
40+ Yard Plays (Kick Returns)			
* Touchdown scored on play			

TEXAS TECH LONGEST PLAYS BY PLAYER				
Player	Total	(TDs)	Rush	Rec.
Adam Hill	3	(-)	3	-
J'Koby Williams	5	(1)	2	3
Terrance Carter Jr.	5	(2)	-	5
Coy Eakin	5	(3)	-	5
Reggie Virgil	3	(1)	-	3
Cameron Dickey	1	(-)	1	-
Will Hammond	1	(1)	1	-
Caleb Douglas	2	(1)	-	2
Bryson Jones	1	(1)	-	1
TOTAL	26	(10)	7	19

TEXAS TECH LONGEST PLAYS BY YARDS								
Player	20+	30+	40+	50+	60+	70+	80+	90+
Adam Hill	3	1	-	-	-	-	-	-
J'Koby Williams	5	3	-	-	-	-	-	-
Terrance Carter Jr.	5	1	1	1	-	-	-	-
Coy Eakin	5	4	2	-	-	-	-	-
Reggie Virgil	3	1	-	-	-	-	-	-
Cameron Dickey	1	-	-	-	-	-	-	-
Will Hammond	1	1	1	1	1	-	-	-
Caleb Douglas	2	1	1	1	1	-	-	-
Bryson Jones	1	1	-	-	-	-	-	-
TOTAL	26	13	6	3	2	-	-	-



SCORING DRIVE BREAKDOWN

TEXAS TECH SCORING DRIVES

VS. ARKANSAS-PINE BLUFF					
QTR	Clock	Player(s)	Play	Pls-Yds	Time
1st	11:44	TD	Virgil/Morton	9 pass	4-39 1:07
1st	10:12	TD	Carter/Morton	21 pass	1-21 0:07
1st	4:47	FG	Bellenfant	29 FG	8-61 3:07
1st	2:15	TD	Carter/Morton	9 pass	6-28 2:14
2nd	13:58	TD	Eakin/Morton	41 pass	5-70 1:08
2nd	8:56	TD	Williams	5 run	8-80 3:06
2nd	4:49	FG	Harrington	31 FG	7-43 2:12
2nd	1:21	TD	Dickey	2 run	4-51 0:54
3rd	6:28	TD	Hammond	64 run	5-80 1:23
3rd	3:00	TD	Stone/Hammond	9 pass	5-68 1:47
4th	3:20	TD	Jones/Griffis	13 pass	7-85 2:41
VS. KENT STATE					
QTR	Clock	Player(s)	Play	Pls-Yds	Time
1st	11:43	TD	Virgil/Morton	35 pass	8-78 3:07
1st	9:57	TD	Dickey	2 run	3-13 1:00
1st	6:31	TD	Eakin/Morton	42 pass	4-76 0:58
2nd	14:19	FG	Bellanfant	23 FG	8-32 1:42
2nd	10:24	TD	Dickey	1 run	7-46 2:51
2nd	8:35	TD	Gill-Howard	55 INT	-- 1:47
2nd	1:48	FG	Harrington	47 FG	9-16 3:10
2nd	0:12	TD	Virgil/Morton	3 pass	4-60 0:31
3rd	5:06	TD	Jones/Hammon	38 pass	4-57 1:16
4th	6:49	TD	Hammond	13 run	8-75 3:31
VS. OREGON STATE					
QTR	Clock	Player(s)	Play	Pls-Yds	Time
1st	12:00	TD	Eakin/Morton	38 pass	5-50 1:12
1st	6:27	TD	Douglas/Morton	65 pass	5-79 2:00
2nd	10:01	TD	Williams/Morton	30 pass	10-49 2:42
2nd	6:35	TD	Williams	3 run	7-70 2:30
3rd	11:26	TD	Carter/Morton	23 pass	10-84 3:27
3rd	1:07	FG	Bellenfant	21 FG	12-94 5:32
4th	10:43	TD	Dickey	4 run	9-55 4:11

OPPONENT SCORING DRIVES

VS. ARKANSAS-PINE BLUFF					
QTR	Clock	Player(s)	Play	Pls-Yds	Time
4th	3:20	TD	Stewart/Peters	7 pass	7-85 2:41
VS. KENT STATE					
QTR	Clock	Player(s)	Play	Pls-Yds	Time
4th	12:11	TD	DeShields	10 run	7-83 3:43
4th	10:20	TD	Wolford/DeShields	16 pass	3-31 1:27
VS. OREGON STATE					
QTR	Clock	Player(s)	Play	Pls-Yds	Time
4th	5:05	TD	Caufield/Murphy	6 pass	5-72 3:03
4th	1:53	TD	Boschma/Murphy	26 pass	5-40 1:23

DRIVE ANALYSIS

YARDAGE	TEXAS TECH		OPPONENTS	
	TD	FG	TD	FG
Negative	-	-	-	-
0-9	-	-	-	-
10-19	1	1	-	-
20-29	2	-	-	-
30-39	1	1	1	-
40-49	2	1	1	-
50-59	4	-	-	-
60-69	2	1	-	-
70-79	6	-	1	-
80-89	4	-	2	-
90-99	-	1	-	-
TOTALS	22	5	5	0

GAME-OPENING DRIVES

OPPONENT	TEXAS TECH		OPPONENTS	
	PTS	PLAYS-YDS	PTS	PLAYS-YDS
UAPB	7	4-39	0	5-5
Kent State	7	8-78	0	4--13
Oregon State	7	5-50	0	3--4
at Utah	--	--	--	--
at Houston	--	--	--	--
Kansas	--	--	--	--
at Arizona State	--	--	--	--
Oklahoma State	--	--	--	--
at Kansas State	--	--	--	--
BYU	--	--	--	--
UCF	--	--	--	--
at West Virginia	--	--	--	--

2ND HALF-OPENING DRIVES

OPPONENT	TEXAS TECH		OPPONENTS	
	PTS	PLAYS-YDS	PTS	PLAYS-YDS
UAPB	7	5-80	0	3-8
Kent State	0	6-54	0	5-28
Oregon State	7	10-84	0	8-64
at Utah	--	--	--	--
at Houston	--	--	--	--
Kansas	--	--	--	--
at Arizona State	--	--	--	--
Oklahoma State	--	--	--	--
at Kansas State	--	--	--	--
BYU	--	--	--	--
UCF	--	--	--	--
at West Virginia	--	--	--	--



GAME-BY-GAME LEADERS

OPPONENT	PASSING YARDS	RUSHES	RUSH YARDS	RECEPTIONS	RECEIVING YARDS	TACKLES	TACKLES FOR LOSS	SACKS
Ark-Pine Bluff	201 (Morton)	13 (Dickey)	90 (Dickey)	4 (Virgil)	56 (Virgil)	4 (3 players)	1.0 (4 players)	1.0 (Ramirez)
Kent State	258 (Morton)	16 (Hill)	127 (Hill)	5 (Virgil)	59 (Eakin)	6 (Roberts)	2.5 (Holmes Jr)	1.0 (3 players)
Oregon State	464 (Morton)	16 (Dickey)	65 (Dickey)	7 (Williams)	123 (Eakin)	8 (Wisniewski)	1.5 (Wisniewski)	1.0 (3 players)
at Utah	--	--	--	--	--	--	--	--
at Houston	--	--	--	--	--	--	--	--
Kansas	--	--	--	--	--	--	--	--
at Arizona State	--	--	--	--	--	--	--	--
Oklahoma State	--	--	--	--	--	--	--	--
at Kansas State	--	--	--	--	--	--	--	--
BYU	--	--	--	--	--	--	--	--
UCF	--	--	--	--	--	--	--	--
at West Virginia	--	--	--	--	--	--	--	--

TEAM OFFENSE GAME-BY-GAME COMPARISON

FIRST DOWNS

TEXAS TECH FIRST DOWNS						
Opponent	1Q	2Q	3Q	4Q	OT	Total
UAPB	10	12	6	5	-	33
Kent State	8	6	4	9	-	27
Oregon State	8	8	9	5	-	30
at Utah	-	-	-	-	-	-
at Houston	-	-	-	-	-	-
Kansas	-	-	-	-	-	-
at Arizona State	-	-	-	-	-	-
Oklahoma State	-	-	-	-	-	-
at Kansas State	-	-	-	-	-	-
BYU	-	-	-	-	-	-
UCF	-	-	-	-	-	-
at West Virginia	-	-	-	-	-	-

YARDAGE by QUARTER

TEXAS TECH PLAYS/YARDAGE GAINED BY QTR					
Opponent	1Q	2Q	3Q	4Q	OT
UAPB	22/169	22/223	9/148	8/68	-
Kent State	21/169	23/157	15/124	21/151	-
Oregon State	19/222	23/132	21/180	18/65	-
at Utah	-	-	-	-	-
at Houston	-	-	-	-	-
Kansas	-	-	-	-	-
at Arizona St.	-	-	-	-	-
Okla. St.	-	-	-	-	-
at Kansas St.	-	-	-	-	-
BYU	-	-	-	-	-
UCF	-	-	-	-	-
at W Virginia	-	-	-	-	-

CUMULATIVE YARDS by QTR.

TEXAS TECH PLAYS/CUMULATIVE YARDAGE GAINED BY QTR					
Opponent	1Q	2Q	3Q	4Q	OT
UAPB	22/169	44/392	53/540	61/608	-
Kent State	21/169	44/326	59/450	80/601	--
Oregon State	19/222	42/354	63/534	81/599	-
at Utah	-	-	-	-	-
at Houston	-	-	-	-	-
Kansas	-	-	-	-	-
at Arizona St.	-	-	-	-	-
Okla. St.	-	-	-	-	-
at Kansas St.	-	-	-	-	-
BYU	-	-	-	-	-
UCF	-	-	-	-	-
at W Virginia	-	-	-	-	-

OPPONENT FIRST DOWNS

TEXAS TECH FIRST DOWNS						
Opponent	1Q	2Q	3Q	4Q	OT	Total
UAPB	3	2	3	5	-	11
Kent State	0	2	4	4	-	10
Oregon State	3	6	3	5	-	17
at Utah	-	-	-	-	-	-
at Houston	-	-	-	-	-	-
Kansas	-	-	-	-	-	-
at Arizona State	-	-	-	-	-	-
Oklahoma State	-	-	-	-	-	-
at Kansas State	-	-	-	-	-	-
BYU	-	-	-	-	-	-
UCF	-	-	-	-	-	-
at West Virginia	-	-	-	-	-	-

OPPONENT YARDAGE by QTR.

TEXAS TECH PLAYS/YARDAGE GAINED BY QTR					
Opponent	1Q	2Q	3Q	4Q	OT
UAPB	19/31	16/21	10/68	14/55	-
Kent State	13/-9	17/60	17/103	12/74	-
Oregon State	18/43	25/58	11/63	14/125	-
at Utah	-	-	-	-	-
at Houston	-	-	-	-	-
Kansas	-	-	-	-	-
at Arizona St.	-	-	-	-	-
Okla. St.	-	-	-	-	-
at Kansas St.	-	-	-	-	-
BYU	-	-	-	-	-
UCF	-	-	-	-	-
at W Virginia	-	-	-	-	-

OPP. CUMULATIVE YARDS by QTR.

TEXAS TECH PLAYS/CUMULATIVE YARDAGE GAINED BY QTR					
Opponent	1Q	2Q	3Q	4Q	OT
UAPB	19/31	35/52	45/120	59/175	-
Kent State	13/-9	30/51	47/154	59/228	--
Oregon State	18/43	43/101	54/164	68/289	-
at Utah	-	-	-	-	-
at Houston	-	-	-	-	-
Kansas	-	-	-	-	-
at Arizona St.	-	-	-	-	-
Okla. St.	-	-	-	-	-
at Kansas St.	-	-	-	-	-
BYU	-	-	-	-	-
UCF	-	-	-	-	-
at W Virginia	-	-	-	-	-

THE LAST TIME...

TEXAS TECH ...

Defeated a ranked opponent at home	vs. #22 Texas (2022)
Defeated a ranked opponent on the road	at #10 Iowa State (2024)
Won a game scoring 14 points or less	at Iowa State, 14-10 (2022)
Scored 70+ points	77, vs. Lamar (2018)
Scored 60+ points	62, vs. Kent State (2025)
Scored 60+ points in consecutive games	67, vs. UAPB (8/30), 62 vs. Kent State (9/6/2025)
Won by 50+ points	60 pt. win, defeated Arkansas-Pine Bluff, 67-7 (2025)
Shutout Opponent	vs. Lamar, 77-0 (2018)
Shutout Opponent in first half / Shutout Big 12 Opp. in 1H	vs. Oregon State (2025) / at #16 Kansas (2023)
Shutout Opponent in second half	vs. Houston (2023)
Was Shutout by an Opponent	vs. Oklahoma State (2021)
Was Shutout by an Opponent in first half	vs. Oklahoma State (2021)
Was Shutout by an Opponent in second half	at #7 Texas (2023)
Ran 100 or plays	103, vs. West Virginia (2022)
Rushed for over 400 yards	453, vs. Louisiana-Lafayette (1997)
Passed for over 700 yards	734, vs. #16 Oklahoma (2016)
Passed for over 600 yards	605, vs. Houston (2018)
Passed for 7+ TDs	8, vs. Kansas (2016)
Passed for 6+ TDs	6, vs. Arkansas-Pine Bluff (2025)
Passed for 5+ TDs	6, vs. Arkansas-Pine Bluff (2025)
Had over 700 yards in total offense	704, vs. Houston (2018)
Had over 600 yards in total offense	601, vs. Kent State (2025)
Had over 400 yards in the first half	415, vs. North Texas (2024)
Recorded a safety	vs. Arkansas (2024) - Issac Smith sack (loss of 2 yds)
Scored 2-point conversion	vs. West Virginia (2024) - Jalin Conyers rush
Forced 6 turnovers	7, vs. Nebraska (2004)
Forced 5 turnovers	5, vs. Ole Miss (2022)
Forced 0 turnovers	0, vs. Colorado (2024)
Returned two Interceptions for touchdowns	vs. Oklahoma State (2000)
Intercepted at least 4 passes	4, vs. Houston (2021)
Had zero TFLs in a game	0, vs. Baylor (2024)
Had zero Punts in a game	0, vs. Arkansas-Pine Bluff (2025)
Blocked two punts in a game	vs. Kent State (2025)

A TEXAS TECH INDIVIDUAL ...

Rushed for over 200 yards	DeAndre Washington, 248 yards, vs. Kansas St. (2015)
Had a run of 70+ yards	Xavier White, 70 yds, at #23 Oklahoma State (2020)
Had a run of 80+ yards	Justin Stockton, 84 yds, at Houston (2017)
Rushed for 5+ TDs	James Gray, 5, vs. Rice (1989)
Rushed for 4+ TDs	Ta'Zawn Henry, 4, vs. Houston (2018)
Two players rushed for 100 yards	Cam/Ron Valdez (111 yards), Tahj Brooks (102 yards), vs. Houston (2023)
A quarterback rushed for 100 yards	Tyler Shough, 101 yards, vs. #13 Oregon (2023)
Three quarterbacks had at least 1 passing Touchdown	Morton, Hammond, Griffis vs. Ark.-Pine Bluff (2025)
Three 100-yard receivers	Eakin (123)m Williams (116), Carter (102) vs. Oregon State (2025)
Six players caught a TD	Giles (2), Coutee (2), Batson (1), Lauderdale (1), Willies (1), Cantrell (1), vs. Kansas (2016)
Passed for 400-499 yards	Behren Morton, 401, at Oklahoma State (2024)
Passed for 500-699 yards	Alan Bowman, 605, vs. Houston (2018)
Passed for 700+ yards	Patrick Mahomes II, 734, vs. #16 Oklahoma (2016)
Passed for 5 TDs	Behren Morton, 5, vs. Abilene Christian (2024)
Passed for 6 TDs	Nic Shimonek, 6, vs. Arizona State (2017)
Passed for 7 TDs	Seth Doege, 7, at #21 TCU (2012)
Passed for 8 TDs	B.J. Symons, 8, vs. Texas A&M (2003)
Wide receiver threw a TD pass	Coy Eakin, 20 yds to JohnCarlos Miller II at Washington State (2024)
Tight End threw a TD pass	Jalin Conyers, 20 yds to Caleb Douglas vs. Baylor (2024)
Had 60-69 pass attempts	Behren Morton, 62, at #7 Oklahoma State (2022)
Had 70+ pass attempts	Patrick Mahomes II, 88, vs. #16 Oklahoma (2016)
Had 50+ pass completions	Patrick Mahomes II, 52, vs. #16 Oklahoma (2016)
Had 10+ receptions	Josh Kelly, 10, vs. Arizona State (2024)
Had 15+ receptions	Jace Amaro, 15, vs. #12 Oklahoma State (2013)
Had a reception of 80+ yards	Dalton Rigdon, 81 yards, at West Virginia (2019)
Had a reception of 90+ yards	Jakeem Grant, 90 yards, vs. #12 Oklahoma State (2015)
Had over 200 yards receiving	Antoine Wesley, 261, vs. Houston (2018)
Had 4 TD receptions	Derek Dorris, 4, at Kansas (2000)
Had 3 TD receptions	Caleb Douglas, 3, vs. Baylor (2024)
Tight end caught 2 TDs	Jalin Conyers, vs. Colorado (11/9/2024)
Had 100-yard rusher & 100-yard receiver	vs. Arkansas (2024)
	J'Koby Williams (123 RUSH), Caleb Douglas (115 REC)
Had 300-yd passer, 100-yd rusher & 100-yd receiver	vs. West Virginia (2024)
	Behren Morton (359 PASS), Tahj Brooks (188 RUSH)
	Josh Kelly (150 REC)

A TEXAS TECH INDIVIDUAL ...

Recorded a 20+ tackle game	Lawrence Flugence, 23, at #12 Ohio State (2002)
Recorded a 15+ tackle game	Jacob Rodriguez, 17, vs. Colorado (2024)
Recorded 5.0 TFLs	Dorian Pitts, 5, vs. Oklahoma State (2000)
Recorded 4.0 Sacks	Jordyn Brooks, 4.0, vs. #21 Oklahoma State (2019)
Recorded 5 pass breakups	Rayshad Williams, 5, at #7 Oklahoma State (2022)
Forced 2 fumbles, game	Steve Linton, 2, at Baylor (2023)
Returned a fumble for a touchdown	at Oklahoma State (2024), Jacob Rodriguez, 0 yards
Intercepted 3 passes, game	Darcel McBath, 3, at #19 Kansas (2008)
Intercepted 2 passes, game	Brice Pollock, 2, vs. Oregon State (2025)
Intercepted passes in back-to-back games	Chapman Lewis, at WSU (1), vs. UNT (1) (2024)
Intercepted pass by a Defensive Linemen	Skyler Gill-Howard, vs. Kent State (2025)
Returned an Interception for a touchdown	Skyler Gill-Howard, vs. Kent State (2025), 55 yds
Kicked 4 field goals	Jonathan Garibay, 4-for-4, vs. Baylor (2020)
Kicked 50+ FG	Gino Garcia, 53 yds, vs. Colorado (2024)
Kicked 55+ FG	Gino Garcia, 55 yds, vs. TCU (2023)
Kicked 60+ FG	Jonathan Garibay, 62 yds ( <i>record</i> ) vs. Iowa State (2021)
Kicked 80+ punt	Austin McNamara, 87 yards, vs. West Virginia (2020)
Kicked 70-79 punt	Austin McNamara, 70 yards, vs. Oklahoma State (2021)
Returned a kick off for a TD	Drae McCray, 100 yds, vs. Houston (2023)
Returned punt for TD	Eric Morris (86 yds), at Nevada (2008)
Scored Defensive 2-point conversion	Ben Kirkpatrick, 84 yds, vs. #15 Oklahoma (1992)
Blocked a PAT	Trevon McAlpine, at Oklahoma State (2024)
Blocked a FG in a game	Myles Cole, at Iowa State (2022)
Blocked FG return for TD	Eli Howard (block)/Zech McPhearson (return), 90 yds, at #24 Iowa State (2020)
Faked a FG for a TD	Holder Jack Burgess pitch to kicker Reese Burkhardt, 4-yd rush, at TCU (2024)
Blocked a punt	Mikal Harrison-Pilot vs. Arkansas-Pine Bluff (2025)
Returned/Recovered a blocked punt for TD	Loic Fouonji (7 yards) vs. Houston (2023)
Recovered a successful onsides kick	Coy Eakin (kicked by Reese Burkhardt) at Washington State (2024)

# MEDIA INFORMATION

## COVERING THE TEXAS TECH RED RAIDERS

<b>15</b> <b>MONDAY</b> MEDIA LUNCHEON 11:30 a.m. JOEY MCGUIRE PRESS CONFERENCE (+OC/DC) 12:30 p.m.	<b>16</b> <b>TUESDAY</b> KENNY PERRY/PLAYERS MEDIA AVAILABILITY 12:00 p.m.	<b>17</b> <b>WEDNESDAY</b> NO AVAILABILITY	<b>18</b> <b>THURSDAY</b> NO AVAILABILITY	<b>19</b> <b>FRIDAY</b> NO AVAILABILITY	<b>20</b> <b>SATURDAY</b> TEXAS TECH AT UTAH 11:00 p.m. CT Rice-Eccles Stadium	<b>21</b> <b>SUNDAY</b> NO AVAILABILITY
---	--	--	---	---	---	---



**MATT DOWDY**  
 Assistant A.D.  
 806-928-5190  
 matthew.dowdy@ttu.edu



**MATT BURKHOLDER**  
 Director  
 559-862-3771  
 matt.burkholder@ttu.edu



**CHRIS DUARTE**  
 Associate Director  
 954-937-3254  
 chris.duarte@ttu.edu

**TEXAS TECH ATHLETICS COMMUNICATIONS**  
 East Stadium Building, Jones AT&T Stadium (Third Floor)  
 Office: (806) 742-2770 • Fax: (806) 742-1970  
 2508 6th Street • Lubbock, TX 79409  
[www.TexasTech.com/Media](http://www.TexasTech.com/Media)



### TEXAS TECH SPORTS NETWORK

The Texas Tech Sports Network from Learfield Sports will carry all the exciting action of Red Raider Football beginning with the season opener versus Arkansas-Pine Bluff and all the way through the bowl season. Brian Jensen (play-by-play) and John Harris (color analyst) return to the broadcast booth and will be joined on the sidelines by Chris Level (sidelines).

Fans outside the coverage area will once again be able to listen to Red Raider games live on the Internet through TexasTech+. By logging onto [www.TexasTech.com](http://www.TexasTech.com), live play-by-play of Texas Tech Football is just a click away. The games also are carried on Sirius/XM Satellite Radio (channel varies).

All games will also be available on the Varsity Network App, available for download in your iTunes or Android store.

### CREDENTIAL REQUESTS

Please direct all credential requests to the online credential portal located at [www.sportssystem.com/TexasTech](http://www.sportssystem.com/TexasTech). Confirmation of your request will be made upon review by Matt Dowdy. Credentials are limited to members of the working media who are assigned to cover Texas Tech Football. Credentials must be requested online by 5 p.m. Tuesday each week. All requests will be held for pickup until 5 p.m. Friday at the Athletics Communications office (third floor of Whitacre Athletic Center, East Stadium Building). Credentials not picked up by 5 p.m. Friday will be available at Media Will Call located on the northwest side of Jones AT&T Stadium.

### WEEKLY MEDIA LUNCHEON

During the season, Texas Tech head coach Joey McGuire will host a weekly media luncheon inside the South End Zone, on the field club level. The event will be held each Monday during the regular season, excluding the bye week. McGuire will be joined each week by defensive coordinator Tim DeRuyter and offensive coordinator Zach Kittley. Lunch will be served at 11:30 a.m. each Monday followed by a 12:30 p.m. press conference.

### WEEKLY AVAILABILITY SCHEDULE

In addition to the Monday press conference, select student-athletes will be available prior to practices each Tuesday inside the Sports Performance Center. Associate Coach Kenny Perry will speak first each Tuesday, followed by select players. All specific student-athlete requests should be submitted by 10 a.m. Monday each week during the season.

### INTERVIEW REQUESTS

Please direct all interview requests for head coach Joey McGuire to Matt Dowdy; members of the Texas Tech coaching staff and student-athletes to Matt Dowdy or Matt Burkholder. Contacting student-athletes or coaches directly through text message or social media is strictly prohibited and could result in loss of credentials.

### USE OF TEXAS TECH PHOTOGRAPHY

The use of Texas Tech photos is prohibited without prior approval from the athletics communications office. Texas Tech does not grant permission for use of its photos for social media content purposes. Texas Tech will provide courtesy headshots and action shots upon requests for editorial purposes.

### VIDEO HIGHLIGHTS/NEWS CONFERENCE

Video from news conferences and games will be available to the media via YouTube. Broadcast quality video footage (game highlights, post-practice interviews, post-game interviews, etc) are available by request through the athletics communications office.

### PHOTO REQUESTS

Please submit your requests to Chris Duarte.

### COLLEGEPRESSBOX.COM

Collegepressbox is the official media website for Division I football. Access and download game notes, quotes, statistics, media guides, headshots, logos and more for all FBS schools, conferences, postseason games, awards and the College Football Playoff. For access, please register for an account at [collegepressbox.com/register](http://collegepressbox.com/register).

### LIVE STREAMING

Live video streaming of any Texas Tech Athletics event, including news conferences, on ANY social media platform is strictly prohibited without prior approval from the athletics communications office.

### USE OF AUDIO/VIDEO

Any media entity collecting any sort of "video or audio materials" (film, traditional video or audio, digital video or audio, photos, etc.) from Texas Tech University Athletics game events or press conference/media events may use that material only for traditional television newscasts, web-based or print coverage, or other electronic transmission as approved by the University in writing, with a limitation of up to three (3) minutes in length from any single event. Such media entity may not offer any live video, audio or other coverage of the event without the advance, written permission of Texas Tech University Athletics. This policy includes all games, matches and events involving any of Texas Tech's athletic programs. It includes all media events -- press conferences, pre/post-practice interviews and pre/post-game interviews. An exception would be a one-on-one interview arranged through the Texas Tech Athletics Communications office with a Texas Tech, coach, athlete or administrator.

### 2025 RED RAIDER FOOTBALL AFFILIATES

CITY	STATION	FREQUENCY
Abilene/Haskell	KVRP-FM	97.1
Amarillo	KVWE-FM	102.9
Andrews	KACT-FM	105.5
Artesia, N.M.	KSVP-AM	990
Artesia, N.M.	KSVP-FM	93.7
Big Spring	KBST-FM	95.7
Big Spring	KBST-FM	103.9
Big Spring	KBST-AM	1490
Brownwood	KQBZ-FM	96.9
Dumas	KDDD-FM	95.3
Hereford	KPAN-FM	106.3
Hereford	KPAN-AM	860
Hobbs, N.M.	KEJL-AM	1110
Hobbs, N.M.	KEJL-FM	100.5
Lampasas	KCYL-AM	1450
Llano	KITY-FM	102.9
Lubbock	KJTV-FM	100.7
Lubbock	KJTV-AM	950
Lubbock	KTTU-FM	97.3
Lubbock	KXTQ-FM	106.5
Odessa-Midland	KNFM-FM	92.3
San Angelo	KNRX-FM	96.5
Seminole	KSEM-FM	106.3
Tyler	KTBB-FM	97.5
Waco	KWBT-HD2	94.5

### SATELLITE RADIO

Sirius XM Radio	Ch. 83 (home call)
XM App	Ch. 83
Varsity App	Search "Texas Tech"

**collegepressbox**  
 SINCE 2005 EVERYTHING BUT THE PREGAME MEAL

