

# TEXAS TECH FOOTBALL



## 2025 SCHEDULE/RESULTS

Overall: 1-0 | Big 12: 0-0 | H: 1-0 | A: 0-0 | N: 0-0

### AUGUST • (1-0)

30 ARKANSAS-PINE BLUFF W, 67-7 ESPN+

### SEPTEMBER • (0-0)

6 KENT STATE 11 a.m. TNT & Max

13 OREGON STATE 2:30 p.m. FOX

20 at Utah\* TBD TBD

### OCTOBER • (0-0)

4 at Houston\* TBD TBD

11 KANSAS\* TBD TBD

18 at Arizona State\* TBD TBD

25 OKLAHOMA STATE\* TBD TBD

### NOVEMBER • (0-0)

1 at Kansas State\* TBD TBD

8 BYU\* TBD TBD

15 UCF\* TBD TBD

29 at West Virginia\* TBD TBD

All Times Central

## TV: TNT & MAX

- Play-by-Play: J.B. Long
- Analyst: Mike Golic Jr.
- Sideline Reporter: Allie LaForce
- Producer: Kevin Brown



## RADIO: TEXAS TECH SPORTS NETWORK

- Play-by-Play: Brian Jensen
- Analyst: John Harris
- Sideline Reporter: Chris Level
- SiriusXM (radio): Channel 106 or 198
- SiriusXM (app): Channel 952
- Mobile App: Varsity Network (Texas Tech)



## SOCIAL MEDIA: #WreckEm

- X: @TexasTechFB
- YouTube: TexasTechAthletics
- Instagram: @TexasTech\_FB
- Facebook: TexasTechFootball
- Online: TexasTech.com

## TEXAS TECH COACHING STAFF SIDELINE

- **Joey McGuire**, Head Coach (Fourth Season)
- **Mack Leftwich**, Offensive Coordinator/QBs (First Season)
- **Shiel Wood**, Defensive Coordinator/ILB (First Season)
- **Kenny Perry**, Assoc. H.C./Special Teams (Fourth Season)
- **C.J. Ah You**, Outside Linebackers (Fourth Season)
- **Zarnell Fitch**, Defensive Line (Fourth Season)
- **Justin Johnson**, Passing Coord./WRs (Third Season)
- **Darcel McBath**, Cornerbacks (Second Season)
- **Clay McGuire**, Offensive Line (Second Season)

## PRESSBOX

- **Josh Cochran**, Run Game Coord./TEs (Fourth Season)
- **Garret McGuire**, Running Backs (First Season)
- **Rob Greene**, Safeties (First Season)

## GAME

2

VS

## KENT STATE

Sept. 6, 2025

Jones AT&T Stadium (60,229) ■ Lubbock, Texas ■ 11 a.m. CDT ■ TNT & Max ■ Texas Tech Sports Network



## #23 TEXAS TECH

RED RAIDERS

1-0, 0-0 Big 12



## KENT STATE

GOLDEN FLASHES

1-0, 0-0 MAC

Rankings	AP: 24   AFCA: 23
Last Game	Def. Arkansas-Pine Bluff, 67-7
Streak	Won 1
Head Coach	Joey McGuire
Alma Mater	UT Arlington '95
Career Record	24-16 (4th Season)
Record at Texas Tech	Same
Record vs. Kent State	First Meeting

Rankings	AP: NR   AFCA: NR
Last Game	Def. Merrimack, 21-17
Streak	Won 1
Head Coach	Mark Carney
Alma Mater	Fordham '01
Career Record	1-0 (First Season)
Record at Kent State	Same
Record vs. Texas Tech	First Meeting

## TALE OF THE TAPE



67.0 (3/2)	Points/Game	(83/4) 21.0
7.0 (20/55)	Points Allowed/Game	(68/4) 17.0
294.0 (12/3)	Rush Yards/Game	(104/8) 96.0
314.0 (17/2)	Pass Yards/Game	(72/4) 209.0
608.0 (4/2)	Total Offense/Game	(99/5) 305.0
175.0 (16/4)	Total Defense/Game	(79/5) 340.0

(FBS Ranking/Conference Ranking)



## SATURDAY STORYLINES



## KENT STATE UP NEXT FOR TEXAS TECH

Texas Tech continues its three-game homestand to start the 2025 season Saturday when hosting Kent State at 11 a.m. inside Jones AT&T Stadium. This is the first all-time meeting between the Red Raiders and the Golden Flashes and only the second contest in history for Texas Tech versus an opponent from the Mid-American Conference (MAC). The Red Raiders are coming off a 67-7 rout over Arkansas-Pine Bluff this past weekend, their largest margin of victory in a season opener since 1927, the second year as a program.



## RED RAIDERS DOMINATE IN OPENER


The Red Raiders had no shortage of bright spots coming out of their season-opening win over Arkansas-Pine Bluff as the Red Raiders racked up 608 yards in total offense, while allowing only 175 yards defensively. Texas Tech's 67 points marked the 10th-most in program history, and the third time in its past four games, dating back to last season, the Red Raiders had scored at least 50 points. The 60-point margin of victory, meanwhile, was its largest since the Red Raiders routed Lamar, 77-0, in their 2018 home opener.



## GROUND GAME NOT A CONCERN

Cameron Dickey and J'Koby Williams helped ease the concerns of Red Raider fans following the preseason injury to Quinten Joyner as Texas Tech combined to rush for 294 yards in the opener, its third-highest total since moving to a spread offense in 2000. The duo, as well as the vast majority of Texas Tech's offense, was pulled at halftime of the rain-delayed victory as the Red Raiders led 47-0 at the break. Adam Hill and Will Hammond continued the ground attack after the break, combining for 142 yards in the second half alone.

SERIES HISTORY



KENT STATE (0-0)

Date	Loc.	W/L	TTU	KENT	Att.
First Meeting					

NEXT OPPONENT



Opponent	Oregon State
Date	Sept. 13, 2025
Location	Jones AT&T Stadium
Time / TV Network	2:30 p.m. CT / FOX
Series Record	Tech leads 1-0

NOTES

- Texas Tech and Oregon State will kick off a home-and-home agreement against each other with the Beavers heading to Lubbock next weekend, with the Red Raiders making the return trip in week two next season.
- This marks the second all-time meeting between the Red Raiders and Beavers and the first since Texas Tech edged Oregon State, 15-14, at home early in the 1959 season. Texas Tech rallied from an early 14-0 halftime deficit to improve to 2-0 early in its season, backed by a pair of rushing touchdowns from Kenneth Talkington in the second half. Talkington found the end zone from only 2-yards out in the third quarter and then added the two-point conversion on a pass to Bake Turner. Talkington provided the game winner with only 43 seconds remaining on the clock, pushing his way through the Oregon State defense from only 1-yard out. He provided the extra points immediately after for the 15-14 victory.
- The Red Raiders are no strangers to facing Pac-12 opponents after traveling to Washington State a year ago. Texas Tech also faced a previous Pac-12 school in Oregon as a non-conference opponent early in the 2023 season. The Red Raiders combined to go 2-1 against former Pac-12 schools a year ago, topping both Arizona and Arizona State while falling to Colorado in their first year as Big 12 members.
- Oregon State wraps a three-game homestand for the Red Raiders, who will go on the road the following weekend to open Big 12 play at Utah. Texas Tech will not return to Jones AT&T Stadium following the Oregon State game until Oct. 11 when the Red Raiders host Kansas for Homecoming.

SERIES NOTEBOOK

INSIDE THE SERIES

- This will be the first all-time meeting between Texas Tech and Kent State, marking the second consecutive week the Red Raiders have faced a first-time opponent. The Red Raiders opened the season against Arkansas-Pine Bluff, delivering a 67-7 rout in their first-ever meeting with the Golden Lions. Arkansas-Pine Bluff is scheduled to return to Lubbock as Texas Tech's 2027 season opener as well.
- The Red Raiders have only faced one other member of the Mid-American Conference (MAC) in their history, which came in the 1948 Sun Bowl against Miami of Ohio. In what was only its fourth bowl appearance in school history at the time, Texas Tech fell, 13-12, to the RedHawks to conclude a 7-3 season under head coach Dell Morgan.

TEXAS TECH-KENT STATE CONNECTIONS

- Texas Tech has two players from the state of Ohio on its roster this season in offensive linemen Will Jados and Vinny Sciury. Jados, a native of Wasterville, previously attended Miami (Ohio), making 39 starts on the offensive line before joining the Red Raiders this past January. Sciury, meanwhile, hails from Massillon, roughly 35 miles from the Kent State campus. Sciury, like Jados, transferred to Texas Tech from a fellow MAC school in Toledo, joining the Red Raiders before the 2024 season.
- Kent State administrator Greg Glaus is one member of the Golden Flashes staff who has experience in Lubbock, as he was previously the Senior Associate Athletics Director for academic services at Texas Tech from 2017-21. Glaus returned to his alma mater following his Texas Tech tenure as Executive Deputy Athletics Director, where he serves as the sport administrator for the Golden Flashes.

CAREER NOTES VERSUS KENT STATE

- While it might be the first time Texas Tech has faced Kent State on the gridiron, it won't be for several Red Raiders. Texas Tech has six players on its roster who have played the Golden Flashes earlier in their careers, a list that features kicker Upton Bellenfant, defensive linemen Skyler Gill-Howard and Lee Hunter, offensive linemen Will Jados and Vinny Sciury, as well as wide receiver Reggie Virgil.

- Upton Bellenfant has a recent history against Kent State as the Golden Flashes were the second-to-last opponent he faced while at Buffalo. Bellenfant made his only field goal attempt for Buffalo in its 43-7 win to close the regular season a year ago, drilling a 42-yarder early in the fourth quarter.
- Skyler Gill-Howard has faced Kent State once in his career, which came as a redshirt sophomore in 2023. Gill-Howard was credited with two tackles in a win over the Golden Flashes, which pushed Northern Illinois to bowl eligibility in the regular-season finale.
- Lee Hunter is the lone Red Raider to face Kent State as a non-conference opponent, as the power defensive tackle opened the 2023 season with eight tackles, including a sack, while at UCF. The performance remains a career high for tackles for Hunter, who later matched the total again during the 2023 season against Oklahoma State. UCF allowed only 240 yards of total offense in an eventual 56-6 rout to open its season against Kent State.
- This will be the fourth consecutive season Will Jados will see a Kent State defensive lineman line up across from him, as his Miami (Ohio) teams were a combined 3-0 against the Golden Flashes during that span. Miami combined to outscore Kent State, 84-34, over the past three meetings, with Jados failing to allow a single sack over 69 pass-blocking opportunities, per Pro Football Focus.
- Vinny Sciury, likewise, previously faced Kent State while at a fellow MAC school in Toledo, which topped the Golden Flashes, 52-31, back in 2022 when Sciury was only a sophomore. He graded out at 75.0 overall in the win by Pro Football Focus after failing to allow a single pressure over 32 opportunities.
- Reggie Virgil made his first career start against Kent State as only a true freshman at Miami (Ohio) in 2022. He later put together one of the best games of his career two years later against the Golden Flashes as he finished with two catches for 88 yards and a touchdown in last season's contest. He broke loose one of those two catches, racing 69 yards to the end zone midway through the first quarter for Miami's opening touchdown of an eventual 34-7 victory. It marked the second-longest catch of Virgil's career, as he previously scampered 75 yards for a touchdown at Eastern Michigan earlier in the season.

STATISTICAL MATCHUP: TEXAS TECH vs. KENT STATE

CATEGORY	TECH	FBS	BIG 12	KENT	FBS	MAC
Scoring Offense	67.0	3rd	2nd	21.0	83rd	4th
Total Offense	608.8	4th	2nd	305.0	99th	5th
Rushing Offense	294.0	12th	3rd	96.0	104th	8th
Passing Offense	314.0	17th	2nd	209.0	72nd	4th
Scoring Defense	7.0	20th	5th	17.0	68th	4th
Total Defense	175.0	16th	4th	340.0	79th	5th
Rushing Defense	53.0	20th	4th	164.0	96th	7th
Passing Defense	122.0	29th	6th	176.0	65th	5th
3rd Down Conversion Percentage	.625	15th	2nd	.357	84th	5th
3rd Down Conversion Percentage Defense	.286	46th	7th	.214	28th	2nd
4th Down Conversion Percentage	1.000	1st	1st	.000	98th	10th
4th Down Conversion Percentage Defense	.500	61st	6th	.000	1st	1st
Red Zone Defense	1.000	70th	9th	.667	41st	3rd
Red Zone Offense	1.000	1st	1st	.000	123rd	9th
QB Sacks Per Game	3.00	26th	6th	2.00	56th	4th
Tackles for Loss Per Game	6.0	54th	9th	5.0	75th	5th
Time of Possession	27:22	97th	12th	28:29	83rd	6th
Net Punting	--	--	--	29.00	121st	12th
Punt Returns	-0.50	130th	15th	10.00	37th	2nd
Kickoff Returns	--	--	--	39.00	8th	2nd
Fewest Penalty Yards Per Game	60.00	87th	10th	65.00	98th	12th
Turnover Margin	+1	29th	4th	-1	96th	11th







2025 SEASON OPENER  
TEXAS TECH 67, ARKANSAS-PINE BLUFF 7

Date: Aug. 30, 2025  
Location: Lubbock, Texas | Attendance: 60,229

LUBBOCK, Texas (AP) - Behren Morton threw for 201 yards and four touchdowns before exiting the game following a sack in the second quarter, and No. 23 Texas Tech routed overmatched FCS member Arkansas-Pine Bluff 67-7 in the opener for both teams Saturday night.

The Red Raiders led 47-0 at halftime coming off their first preseason Top 25 ranking since 2008, and the game was shortened to a pair of 8-minute quarters following a 90-minute weather delay that hit at the break.

Morton came up limping after Tayvon Hardwick came off the edge and hit Morton low, tweaking the senior's lower right leg. Hardwick was penalized for roughing the passer.

Morton took the next snap and handed off to J'Koby Williams, who ran 5 yards for a touchdown and a 37-0 lead. Morton and coach Joey McGuire then conferred with the medical staff, and Morton left the field.

He was still in uniform when he returned to the sideline before halftime, and coach Joey McGuire said in a radio interview at the break that Morton was OK. He completed 16 of 18 passes.

Will Hammond replaced Morton and led two more scoring drives as the Red Raiders put up points all eight times they had the ball before halftime with six touchdowns and two field goals. Hammond ran 64 yards for a touchdown on the fifth play of the second half and threw for a score. Terrance Carter had two TD catches.

Pine Bluff avoided the shutout on Christian Peters' 7-yard touchdown pass to Ellis Stewart in the fourth quarter.

**RUSHING:** Arkansas-Pine Bluff - Za'Marion Webber 15-43; Jaylen Jennings 4-11; Landon Holcomb 1-0; Christian Powers 6-(-1); Texas Tech - Cameron Dickey 13-90; Adam Hill 7-79; Will Hammond 1-64; J'Koby Williams 6-56; Mitch Griffis 1-8.

**PASSING:** Arkansas-Pine Bluff - Christian Peters 17-33-1-122; Texas Tech - Behren Morton 16-20-0-201, Will Hammond 7-9-0-92, Mitch Griffis 2-3-0-21.

**RECEIVING:** Arkansas Pine Bluff - Bryant Sanchez 5-20, Kareem Burke 3-32, Za'Marion Webber 3-25, Ellis Stewart 2-28, D'Avery Robinson 207, Chris Hicks Jr. 1-7, Jordan Jackson 1-3; Texas Tech - Reggie Virgil 4-56, Coy Eakin 3-47, Caleb Douglas 3-44, Terrance Carter 3-42, Leyton Stone 2-28, John Carlos Miller II 2-24, Micah Hudson 2-20, TJ West 2-15, Kelby Valsin 1-18, Bryson Jones 1-13, Tyson Turner 1-8, J'Koby Williams 1-(-1).

TEAM STATISTICS	UAPB	TECH
FIRST DOWNS	11	33
RUSHES-YARDS (NET)	26-53	29-294
PASSING YDS (NET)	122	314
Passes Comp-Att-Int	17-33-1	25-32-0
TOTAL OFFENSE PLAYS-YARDS	175	608
Fumble Returns-Yards	0-0	0-0
Punt Returns-Yards	0-0	4-5
Kickoff Returns-Yards	1-18	2-54
Interception Returns-Yards	0-0	1-7
Punts (Number-Avg)	7-26.9	0-0
Fumbles-Lost	2-0	2-0
Penalties-Yards	4-31	7-60
Possession Time	32:38	27:22
Third-Down Conversions	4-15	5-8
Fourth-Down Conversions	1-2	1-1
Red-Zone Scores-Chances	1-1	8-8
Sacks By: Number-Yards	0-0	3-12

SCORING SUMMARY

QTR	Time	Team	Scoring Play	Drive / Time
1st	11:44	TTU	Reggie Virgil 9-yard pass from Behren Morton (Harrington kick)	4-39 / 1:07
1st	10:12	TTU	Terrance Carter 21-yard pass from Behren Morton (Harrington kick)	1-21 / 0:07
1st	4:47	TTU	Upton Bellenfant 29-yard FG	8-61 / 3:07
1st	2:15	TTU	Terrance Carter 9-yard pass from Behren Morton (Carter rush failed)	6-28 / 2:14
2nd	13:58	TTU	Coy Eakin 41-yard pass from Behren Morton (Harrington kick)	5-70 / 1:08
2nd	8:56	TTU	J'Koby Williams 5-yard run (Bellenfant kick)	8-80 / 3:06
2nd	4:49	TTU	Stone Harrington 31-yard FG	7-43 / 2:12
2nd	1:21	TTU	Cameron Dickey 2-yard run (Ian Hershey kick)	4-51 / 0:54
3rd	6:28	TTU	Will Hammond 64-yard run (Bellenfant kick)	5-80 / 1:23
3rd	3:00	TTU	Layton Stone 9-yard pass from Will Hammond (Harrington kick)	5-68 / 1:47
4th	6:16	APB	Ellis Stewart 7-yard pass from Christian Peters (Glymph Kick)	12-75 / 11:44
4th	3:20	TTU	Bryson Jones 13-yard pass from Mitch Griffis (Bellenfant kick missed)	7-85 / 2:41

SERIES SUPERLATIVES

300-YARD PASSING GAMES

Name	Date	C-A	Yards	TDs
First Meeting				

100-YARD RUSHING GAMES

Name	Date	Att.	Yards	TDs
First Meeting				

100-YARD RECEIVING GAMES

Name	Date	Rec.	Yards	TDs
First Meeting				

JOEY MCGUIRE FILE

Hometown	Crowley, Texas
Education	Texas-Arlington '95 (Kinesiology)
Wife	Debbie
Children	Daughter: Raegan; Son: Garret

COACHING HISTORY

Year	Position
2022-present	Texas Tech Head Coach
2020-21	Baylor Assoc. Head Coach (Outside Linebackers)
2019	Baylor Associate Head Coach (Defensive Ends)
2017-18	Baylor Assistant Coach (Tight Ends)
2003-16	Cedar Hill High School Head Coach
1997-02	Cedar Hill High School Assistant Coach
1995-96	Crowley High School Assistant Coach

BOWL GAMES (6)

2024	AutoZone Liberty Bowl
2023	Radiance Technologies Independence Bowl
2022	TaxAct Texas Bowl
2021	Allstate Sugar Bowl*
2019	Allstate Sugar Bowl
2018	Academy Sports + Outdoors Texas Bowl

\* bowl came after he already accepted the Texas Tech position.

RECORD vs. OPPONENTS

Opponent	Overall	Home	Away	Neutral
Abilene Christian	1-0	1-0	0-0	0-0
Arizona	1-0	0-0	1-0	0-0
Arizona State	1-0	1-0	0-0	0-0
Arkansas	0-0	0-0	0-0	0-1
Arkansas-Pine Bluff	1-0	1-0	0-0	0-0
Baylor	1-2	0-2	1-0	0-0
BYU	0-1	0-0	0-1	0-0
California	1-0	0-0	0-0	1-0
Cincinnati	1-0	1-0	0-0	0-0
Colorado	0-1	0-1	0-0	0-0
Houston	2-0	2-0	0-0	0-0
Iowa State	2-0	0-0	2-0	0-0
Kansas	2-0	1-0	1-0	0-0
Kansas State	0-2	0-1	0-1	0-0
Kent State	0-0	0-0	0-0	0-0
Murray State	1-0	1-0	0-0	0-0
N.C. State	0-1	0-0	0-1	0-0
North Texas	1-0	1-0	0-0	0-0
Oklahoma	1-0	1-0	0-0	0-0
Oklahoma State	1-1	0-0	1-1	0-0
Ole Miss	1-0	0-0	0-0	1-0
Oregon	0-1	0-1	0-0	0-0
Tarleton State	1-0	1-0	0-0	0-0
TCU	1-2	1-0	0-2	0-0
Texas	1-1	1-0	0-1	0-0
UCF	1-0	1-0	0-0	0-0
Washington State	0-1	0-0	0-1	0-0
West Virginia	2-1	2-0	0-1	0-0
Wyoming	0-1	0-0	0-1	0-0

RECORD vs. CONFERENCES

Conference	Overall	Home	Away	Neutral
American	2-0	2-0	0-0	0-0
ACC	0-1	0-0	0-1	0-0
Big Ten	0-0	0-0	0-0	0-0
Big 12	16-11	10-4	6-7	0-0
Conference USA	0-0	0-0	0-0	0-0
FBS Independents	0-0	0-0	0-0	0-0
Mid-American	0-0	0-0	0-0	0-0
Mountain West	0-1	0-0	0-1	0-0
Pac-12	1-2	0-1	0-1	1-0
SEC	1-1	0-0	0-0	1-1
Sun Belt	0-0	0-0	0-0	0-0
FCS Opponents	4-0	4-0	0-0	0-0



HEAD COACH JOEY MCGUIRE

THE HALL OF FAMER

- There likely isn't a power conference football program in the state of Texas with better ties to its high school coaches than at Texas Tech as McGuire hired six members of his charter coaching staff who have ties to the Texas High School Coaches Association (THSCA). McGuire, himself, is already a legend at the prep level as a member of the THSCA Hall of Honor and the Texas High School Football Hall of Fame.
- McGuire, owner of three state titles as head coach of Cedar Hill High School in the Dallas-Fort Worth metroplex, was inducted into the THSCA Hall of Honor (THSCA) in 2020 and then the Texas High School Football Hall of Fame in 2022 in the months after accepting the Texas Tech position. McGuire is still an avid speaker at the annual THSCA Convention and regularly hosts clinics for high school coaches each year.

NOT THE ONLY COACH IN THE FAMILY

- Texas Tech will have a second member of the McGuire family on its sidelines this season with Garret McGuire joining the staff as running backs coach. The younger McGuire previously played under his father at quarterback at Cedar Hill High School before enjoying four years as a backup quarterback at Baylor. He joined the coaching profession immediately after, serving as an offensive assistant with the NFL's Carolina Panthers (2021-22) and then as the wide receivers coach for Nebraska the past two seasons (2023-24).
- Garret isn't the only McGuire building an impressive career, either, as Raegan McGuire is a fashion designer for AMUR in New York City. Her designs have been worn by several high-profile figures, including Natalie Biden, the granddaughter of President Joe Biden, as well as Taylor Swift during her spring 2023 Eras Tour.

AN NFL FRONT OFFICE

- Under McGuire, Texas Tech's personnel department resembles an NFL front office, a first-in-its-kind approach in the world of college football. Texas Tech's personnel department is overseen by James Blanchard, who began the rise of the general manager role in college football soon after joining McGuire in Lubbock as his first hire after accepting the Texas Tech position.
- Few, if any, general managers across college football have the autonomy Blanchard enjoys under McGuire. Blanchard and his staff are responsible for identifying every prospect Texas Tech ultimately offers a scholarship opportunity, allowing McGuire and his coaching staff to prioritize player development and opponent scouting, especially during the season.
- The setup has helped Texas Tech land several of the nation's top recruits, especially in the lucrative footprint of the state of Texas. The Red Raiders began McGuire's tenure with a 2023 class that ranked as high as No. 23 by Rivals, its highest recruiting record in more than a decade. Texas Tech followed with another highly-rated class in 2024, which led the Big 12 and again ranked as high as No. 23 overall nationally.
- For McGuire, the Red Raiders have consistently prioritized recruiting the top high school talent in Texas, leaning into his staff's ties to the high school coaches throughout the state. Texas Tech has complemented that approach with several additions via the transfer portal where McGuire and his staff have delivered successful results via the likes of All-Big 12 selections like linebacker Jacob Rodriguez, wide receiver Josh Kelly, tight end Jalin Conyers and defensive back C.J. Baskerville, among others. Texas Tech landed On3's top transfer portal class this offseason as McGuire and his staff landed 21 newcomers to an already talented roster.



THE BRAND

The core tenant under McGuire revolves around The Brand, which stands for his desire that the Red Raiders be the "toughest, hardest-working, most-competitive team in the country." On his final interview for the Texas Tech position, McGuire described his vision for the Red Raider program using The Brand, which President Lawrence Schovanec said "describes West Texas."



WHAT'S NEXT!

Step into any Texas Tech practice and the phrase "What's Next" is one you'll hear early and often. No matter if something good or bad happens on the field, McGuire and his staff stress a "What's Next!" mentality, emphasizing that the focus should be on the next play or rep. And for reference, the phrase is always a statement, never a question, as evidenced by its exclamation point at its end.



TAKE THREE UNIVERSITY

McGuire, a defensive coach at heart, heavily utilizes the phrase "Take Three" as a program. The phrase has transformed into a rallying cry from the defense with in-house video production signaling "one," "two" or "three" each time the Red Raiders create a takeaway. McGuire, prior to each game, regularly wears a t-shirt designed for the defense that says "Take Three University."







THE UNOFFICIAL HOME OF THE THSCA

Since his hire as Texas Tech’s head coach, Joey McGuire has made it a point to brand the Red Raiders the “unofficial home of the Texas High School Coaches Association.” Already a Hall of Famer, himself, McGuire has hired a staff filled with experience at both the collegiate and high school levels, with five assistant coaches who have previous ties to the THSCA as well as a slew of support staff members.

That list includes associate head coach and special teams coordinator Kenny Perry (Bowie, Halton City and Sam Houston H.S.), offensive coordinator Mack Leftwich (Kirkland H.S.), offensive run game coordinator Josh Cochran (Lindale H.S.), offensive passing game coordinator Justin “Juice” Johnson (Plano West and Berkner H.S.) and defensive line coach Zarnell Fitch (Lincoln H.S.). Five support staff members also have THSCA experience in assistant defensive backs coach Jah’Shawn Johnson (Ennis H.S.), assistant linebackers coach Taylor Young (Richardson H.S.), Director of Player Personnel Brian Nance (Temple H.S.), Director of Player Development Dave Martin (Cedar Hill) and assistant strength coach Brandon Stevenson (Midland Christian and Lake County Christian H.S.).

Texas Tech defensive coordinator Shiel Wood and senior defensive analyst Jack Teachey, meanwhile, both have experience at the high school level on the East Coast.

RECORD BREAKDOWN

	2025	Big 12	McGuire
Overall	1-0	0-0	24-16
at Jones AT&T Stadium	1-0	0-0	16-5
in Away Games	0-0	0-0	6-10
in Neutral Site Games	0-0	0-0	2-1
Day Games	0-0	0-0	11-7
Night Games (6 p.m. start or later)	1-0	0-0	13-9
vs. Top 25 teams	0-0	0-0	4-7
vs. Top 10 teams	0-0	0-0	1-3
vs. Unranked Teams	1-0	0-0	20-9
Scoring first	1-0	0-0	19-5
Opponents score first	0-0	0-0	5-11
Leading at halftime	1-0	0-0	19-4
Trailing at halftime	0-0	0-0	3-12
Tied at halftime	0-0	0-0	2-0
Leading after third quarter	1-0	0-0	23-3
Trailing after third quarter	0-0	0-0	1-11
Tied after third quarter	0-0	0-0	0-2
Overtime games	0-0	0-0	4-1

Scoring less than 20 points	0-0	0-0	2-6
Scoring 20-29 points	0-0	0-0	3-5
Scoring 30-39 points	0-0	0-0	6-5
Scoring 40-49 points	0-0	0-0	6-0
Scoring 50+ points	1-0	0-0	7-0

Allowing less than 20 points	1-0	0-0	9-0
Allowing 20-29 points	0-0	0-0	9-3
Allowing 30-39 points	0-0	0-0	2-8
Allowing 40+ points	0-0	0-0	4-5

Rushing for less than 100 yards	0-0	0-0	0-2
Rushing for 100-199 yards	0-0	0-0	15-13
Rushing for 200+ yards	1-0	0-0	9-1
Passing for less than 300 yards	0-0	0-0	14-11
Passing for 300-399 yards	1-0	0-0	7-5
Passing for 400+ yards	0-0	0-0	3-0

Less than 300 yards of total offense	0-0	0-0	1-1
Totaling 300-399 yards of offense	0-0	0-0	6-6
Totaling 400-499 yards of offense	0-0	0-0	8-8
Totaling 500-599 yards of offense	0-0	0-0	7-1
Totaling 600+ yards offense	1-0	0-0	2-0

Allowing less than 100 yards rushing	1-0	0-0	8-1
Allowing 100-199 yards rushing	0-0	0-0	12-7
Allowing 200+ yds rushing	0-0	0-0	4-8
Allowing less than 200 yards passing	1-0	0-0	3-8
Allowing 200-299 yards passing	0-0	0-0	12-5
Allowing 300-399 yards passing	0-0	0-0	6-3
Allowing 400+ yards passing	0-0	0-0	3-0
Allowing less than 300 yards offense	1-0	0-0	3-3
Allowing 300-399 yards offense	0-0	0-0	7-2
Allowing 400-499 yards of offense	0-0	0-0	8-8
Allowing 500+ yards of offense	0-0	0-0	6-3

Leading turnover margin	1-0	0-0	15-3
Trailing turnover margin	0-0	0-0	5-13
Tied in turnover margin	0-0	0-0	4-0
Having 0 takeaways	0-0	0-0	3-7
Having 1 takeaway	1-0	0-0	7-6
Having 2 takeaways	0-0	0-0	7-2
Having 3 or more takeaways	0-0	0-0	7-1
Having 0 turnovers	1-0	0-0	8-1
Having 1 turnover	0-0	0-0	9-3
Having 2 turnovers	0-0	0-0	5-3
Having 3 or more turnovers	0-0	0-0	2-9
Leading in time of possession	0-0	2-3	13-7
When trailing in time of possession	1-0	4-0	11-9

SUCCESS IN BIG 12 PLAY

- Texas Tech has ranked among the most-consistent Big 12 programs during Joey McGuire’s three seasons as head coach, winning 16 conference games in that span. In fact, the Red Raiders are joined by Kansas State as the only two Big 12 programs to boast an above-.500 conference record in each of the past three seasons, regardless of league affiliation.
- McGuire has returned the Red Raiders to being one of the Big 12’s most competitive teams as Texas Tech was 5-4 in each of his first two seasons and then 6-3 in 2024. Prior to his debut 2022 season, Texas Tech had not recorded a winning conference record since 2009 as the Red Raiders were a combined 36-71 (.336) in the 12 years before McGuire’s arrival with no seasons of at least a .500 record.
- Prior to his arrival, Texas Tech had finished with at least five conference wins in three straight years only once in its history from 1995-97 while transitioning from the Southwest Conference to the Big 12. That stretch coincided with a seven-year period with a winning conference record from 1991-97.
- Dating back to Texas Tech’s acceptance into the Southwest Conference in 1960, McGuire is one of only two head coaches in history to win 16 or more league games in his first 27 games, joining the likes of Jim Carlen. Carlen was also 16-11 at the same point in his tenure, which spanned the 1970-74 seasons. Steve Sloan also had a strong league record early in his tenure, finishing 15-8 overall in Southwest Conference play during his three seasons from 1975-77.

TECH HEAD COACHES OVER FIRST 27 LEAGUE GAMES

Name	Years	Record
Jim Carlen	1970-73	16-11
Joey McGuire	2022-present	16-11
Steve Sloan	1975-77	15-8*

\* resigned with only 23 conference games in his tenure.

BIG 12 LEADERS FOR CONFERENCE WINS SINCE 2022

Team	Wins
Kansas State	18
TCU	18
Texas Tech	16
Iowa State	15
Utah*	14
West Virginia	14
Arizona*	12
Baylor	12
Kansas	12

\* wins include totals from tenure in Pac-12 Conference.

ONE OF THE QUICKEST TO 23 WINS

- Joey McGuire improved to a 24-16 record as head coach of the Red Raiders in the season opener, which ranks among the best starts to a tenure in school history. Below is a breakdown of head coaching records through 40 games at Texas Tech.

HEAD COACHING RECORDS THROUGH 40 CAREER GAMES

Name	Record (40)	Game No. 41 Result
E.Y. Freeland*	21-10-6*	--
Grady Higgenbotham*	1-7-2*	--
Pete Cawthon	27-13	W, vs. McMurry
Dell Morgan	20-19-1	L, vs. SMU
DeWitt Weaver	24-14-2	W, at Arizona
JT King	16-23-1	L, vs. Georgia
Jim Carlen	24-16	W, vs. SMU
Steve Sloan*	23-12*	--
Rex Dockery	15-16-2*	--
Jerry Moore	12-26-2	L, vs. No. 2 Texas
David McWilliams*	7-4*	--
Spike Dykes	21-18-1	W, at Arkansas
Mike Leach	24-16	W, vs. New Mexico
Tommy Tuberville*	20-17*	--
Kliff Kingsbury	20-20	W, vs. Louisiana Tech
Matt Wells*	13-17*	--
Joey McGuire	24-16	--

\* designates head coaches who did not reach 40 games.

\* indicates final record as Texas Tech’s head coach

NEWS & NOTES ON MCGUIRE...

- McGuire is only the second head coach in program history to lead the Red Raiders to bowl games in each of his first three seasons, joining the late Mike Leach, who pushed Texas Tech to a bowl game in each of his 10 seasons.
- Texas Tech has hit the 40-point mark 13 times during McGuire’s tenure as the Red Raiders are a perfect 13-0 in those games during his three-plus seasons.
- There is defense in West Texas as Texas Tech is 15-1 overall under McGuire when holding opponents to 25 or fewer points. Texas Tech has limited its opponents to 25 or fewer points 10 times during Big 12 play under McGuire and has done so in each of its two bowl victories.
- Texas Tech recorded six Big 12 wins during the 2024 season, marking the third time the Red Raiders have done so since joining the league in 1996. McGuire joins Steve Sloan as the only head coaches to win six conference games within their first three seasons in school history after Sloan pushed Texas Tech to a 7-1 mark in SWC play in 1976.

ON THIS DATE IN HISTORY

TEXAS TECH 35, NEVADA 19

Date: Sept. 6, 2008

Location: Reno, Nev. | Mackay Stadium

Attendance: 24,453

Sept.

6



**Recap:** Texas Tech's path to a memorable 2008 season went through an early road trip to Nevada against a Wolf Pack team that featured future NFL quarter Colin Kaepernick.

Nevada limited Texas Tech's high-flying offense to only 421 yards of total offense as the Red Raiders relied on an Eric Morris 86-yard punt return for a touchdown and a 1-yard Shannon Woods scoring run to take a 14-9 lead at the half. Morris found the end zone again midway through the third quarter, this time on a 13-yard run to give the Red Raiders a 21-12 lead.

Michael Crabtree broke loose to start the fourth quarter as Graham Harrell connected with the two-time Biletnikoff Award winner on an 82-yard tourhdown strike to give the Red Raiders a 28-12 lead. Nevada responded a minute later with its lone touchdown of the night as Kaepernick found Marko Mitchell for a 48-yard score to cut the lead to 28-19 with 10:30 remaining.

The Red Raiders used 4:07 on the clock the next possession, ending the drive with a 21-yard touchdown run from Woods to put the game away. Woods carried only seven times for 45 yards and two touchdowns in the win, while Harrell completed only 19-of-46 passes for 297 yards and a touchdown. Crabtree caught seven of those passes, finishing with 158 yards and a touchdown.

STATS LEADERS

PASSING	C/ATT	Yds	TD	INT
Graham Harrell	19/46	297	1	2

RUSHING	CAR	Yds	TD
Baron Batch	6	47	0
Shannon Woods	7	45	2
Eric Morris	2	19	1

RECEIVING	REC	Yds	TD
Michael Crabtree	7	158	1
Tremain Swindall	3	54	0
Detron Lewis	3	46	0

DEFENSE	TKL	TFL-Yds	Sack-Yds
Bront Bird	14	2.0-20	1.0-10
Brian Duncan	12	0.0-0	0.0-0

TEXAS TECH ALL-TIME ON SEPT. 6

Year	Opponent	Result
1980	UTEP	W, 35-7*
1986	Kansas State	W, 41-7*
1999	at Arizona State	L, 13-31*
2003	New Mexico	W, 42-28
2008	at Nevada	W, 35-19
2014	at UTEP	W, 30-26

RED RAIDER NOTEBOOK

NON-CONFERENCE SUCCESS AT HOME

- The Red Raiders have been dominant against non-conference foes at home over the last two decades as Texas Tech has won 44 of its last 46 non-conference games inside Jones AT&T Stadium, dating back to the 2002 season. The two losses during that span were against Arkansas in 2014 and then to Oregon in the 2023 home opener. The Red Raiders are an impressive 51-3 overall in non-conference home games since moving to a spread offense in 2000.
- Texas Tech enters this weekend having won each of its last 17 non-conference games at home against an unranked opponent. The Red Raiders have not dropped a non-conference game during the regular season at home to an unranked foe since their loss to Arkansas in 2014.
- Texas Tech has not lost a regular-season game to an unranked non-power four conference opponent since North Texas shocked the Red Raiders in the third game of the 1999 season. The Red Raiders have won 48 consecutive home games against unranked Group of Five or FCS opponents since that loss.

RED RAIDERS IN THE POLLS

- Texas Tech entered the 2025 season ranked inside the top 25 of both major polls for the first time since 2008 as the Red Raiders were No. 23 in the Associated Press poll and No. 24 in the AFCA coaches poll. Texas Tech was previously ranked No. 24 in the 2023 AFCA preseason poll before falling out after a season-opening loss at Wyoming. Both polls will be updated following Week 1 action on Tuesday.
- It was the first time the Red Raiders had appeared in the Associated Press poll since Sept. 23, 2018, when Texas Tech was No. 24 nationally after starting its season 3-1 overall with wins over Lamar, Houston, and at No. 15 Oklahoma State and the lone loss coming in the opener to Ole Miss.
- Texas Tech will potentially face five teams this year who were ranked or receiving votes in either of the two preseason polls, a list headlined by No. 11 Arizona State and No. 17 Kansas State. Texas Tech's schedule also features BYU - ranked No. 23 in the AFCA poll - and the likes of Utah and Kansas, which were both receiving votes in at least one poll.

TECH SET FOR THREE-STRAIGHT AT HOME

- Texas Tech will start its year with three-consecutive home games, a rarity of sorts for the Red Raiders, who have started only nine seasons previously with three-straight home games in their now 100-year history. Texas Tech follows this weekend's matchup with Kent State by hosting Oregon State on Sept. 13 inside Jones AT&T Stadium.
- This is only the second time since the Red Raiders joined the Big 12 Conference in 1996 that Texas Tech has opened its season with three-consecutive home games. The Red Raiders also did so in 2005 with three-straight home routs of Florida International, Sam Houston State and Indiana State. Texas Tech previously opened the Mike Leach era in 2000 by defeating New Mexico, Utah State and North Texas in consecutive weeks.
- Until Leach's hiring in 2000, Texas Tech had not previously started a season with three in a row at home since 1980 under then head coach Rex Dockery. Prior to that, it had been since 1968 that Texas Tech fans enjoyed three-consecutive home games to start a season. The trend was more common in Texas Tech's early years as the Red Raiders - then the Matadors - played three consecutive home games to start the 1925, 1930, 1932, 1934 and 1944 seasons.
- Texas Tech will follow the three-game homestand with road trips to Utah and Houston to start Big 12 play, marking the first time since 2021 and the fifth time in history that the Red

Raiders will be away from home for their first two conference games. Prior to the 2021 season, Texas Tech was previously sent on the road for the first two Big 12 games during the 2002, 2004 and 2014 campaigns.

HOME SWEET HOME

- Texas Tech's three-game homestand to start the season is part of a seven-game slate inside Jones AT&T Stadium. This is the 14th time in program history and the third time in a four-year span that Tech has hosted seven games in a season, continuing its recent trend of prioritizing home games. The Red Raiders are slated to host seven home games in two of the next three seasons with the lone exception being in 2027.
- The Red Raiders have protected Jones AT&T Stadium to the tune of a 16-5 record in three seasons under Joey McGuire, which includes a 6-1 mark in non-conference play.

BEST BIG 12 HOME WINNING PERCENTAGES SINCE 2022

School	W-L	Pct.
1. Kansas State	17-4	.810
2. Texas Tech	16-5	.762
3. BYU	14-5	.737
TCU	14-5	.737
Utah	14-5	.737

RED RAIDERS IN ONE-POSSESSION GAMES

- Of the 40 games in the Joey McGuire era thus far, nearly half of those - 17 in total - have come down to a one-possession game. The Red Raiders are 13-4 in one-possession games under McGuire, a drastic improvement for a program that was only a combined 13-20 in the seven seasons prior to his arrival. Texas Tech was 4-0 in one-possession games during McGuire's debut season in 2022 before finishing 3-3 in 2023 and 6-1 a year ago.
- Texas Tech is an impressive 8-1 at home in one-possession games under McGuire, with the lone loss coming early in the 2023 season to No. 13 Oregon. The Red Raiders are 5-3 on the road, including three wins this past season at Arizona, Iowa State and Oklahoma State. Texas Tech also won a one-possession game at Iowa State in 2022 and at Kansas in 2023.
- There are three other Big 12 teams that have found themselves in tight games similar to the Red Raiders over the previous three seasons. The Red Raiders lead those three - Iowa State, Kansas and TCU - in win percentage.

MOST ONE-POSSESSION GAMES SINCE 2022 (BIG 12)

School (HC)	TOTAL GMS	W-L (%)
Iowa State (Matt Campbell)	19	9-10 (.473)
Texas Tech (Joey McGuire)	17	13-4 (.764)
TCU (Sonny Dykes)	17	10-7 (.588)
Kansas (Lance Leipold)	16	6-10 (.375)

A FAMILY AFFAIR

- There are several family ties on this year's Texas Tech roster, with two sets of brothers as well as the father-son dynamic on the coaching staff with Joey McGuire and running backs coach Garret McGuire. The two sets of brothers come from different sides of the ball in sophomore running back Quinten Joyner and true freshman safety Quintaelyn Joyner, as well as junior wide receiver Price Morgan and redshirt freshman safety Peyton Morgan.
- Texas Tech will also see two brothers face each other to close non-conference play with sophomore wide receiver Kelby Valsin going head-to-head with Jimmy Valsin III, a senior wide receiver at Oregon State.





## THE NATION'S TOP TRANSFER CLASS

Texas Tech landed On3's top transfer portal class following the 2024 season as Joey McGuire and his staff signed 21 transfers to add to an already-talented list of returners. The class, which also ranked in the top five nationally by ESPN, The Athletic and 247Sports, delivered 10 players who were ranked among the top-100 portal entrees by one of the four publications.

### TEXAS TECH PORTAL CLASS RANKINGS

Name, Pos.	ESPN	The Athletic	247Sports	On3
David Bailey, OLB	9	3	12	10
Howard Sampson, OL	18	18	14	26
Lee Hunter, DL	19	20	62	33
Romello Height, OLB	32	53	27	50
Hunter Zambrano, OL	46	90	39	46
Reggie Virgil, WR	49	49	--	104
Brice Pollock, CB	85	79	--	97
Terrance Carter Jr., TE	86	36	--	117
Cole Wisniewski, S	--	95	--	--
Quinten Joyner, RB	--	--	145	93
Will Jados, OL	--	--	53	--



## THE BIG 12 LEADER IN BOWL APPEARANCES

■ Texas Tech entered the 2025 campaign as the Big 12 Conference's leader in total bowl appearances, as the Red Raiders have made 42 in their history, including one in each of the last four seasons. Tech ranks tied for 20th nationally in all-time bowl appearances as the Red Raiders have one more than fellow Big 12 member BYU and two more than West Virginia.

■ Texas Tech is currently in the midst of its longest bowl streak since its 2000-10 stretch, primarily under Mike Leach. That 11-year run represents the only time in program history that Texas Tech has made the postseason in five consecutive seasons. This is the third time in program history the Red Raiders have reached a bowl game in four-straight years, as Texas Tech also did so from 1993-96 under Spike Dykes.

■ Joey McGuire is the first head coach in program history to lead the Red Raiders to a bowl appearance in each of his first three seasons. Texas Tech is 2-1 in bowl games under McGuire after topping Ole Miss in the 2022 TaxAct Texas Bowl and Cal in the 2023 Independence Bowl, while falling this past season to Arkansas in the AutoZone Liberty Bowl.

### BIG 12 LEADERS IN ALL-TIME BOWL APPEARANCES

School	Appearances
1. Texas Tech	42
2. BYU	41
3. West Virginia	40
4. TCU	37
5. Oklahoma State	34
Arizona State	34
7. Colorado	31
8. Houston	30

## HARRELL TO THE RING OF HONOR

■ Texas Tech will induct its 12th member to the prestigious Ring of Honor on Oct. 28 when Graham Harrell's name is unveiled on the West Stadium Building at Jones AT&T Stadium at halftime of the Oklahoma State game. Harrell's name will forever be honored alongside Donny Anderson (2012), E.J. Holub (2012), Dave Parks (2012), Gabe Rivera (2014), Zach Thomas (2016), Michael Crabtree (2021), Patrick Mahomes II (2022), Thomas Howard, Andre Tillman and Wes Welker (2024).

■ Harrell was previously selected this past January to the 2025 class of the NFF College Football HOF as he will be inducted Dec. 9. He will become the seventh Red Raider in program history to be inducted into the CFB Hall of Fame.

## SEASON TICKETS SOLD OUT AGAIN

■ Texas Tech sold out of season tickets for the third-consecutive season in early May as Red Raider fans purchased more than 33,000 season passes for the 2025 campaign. This total does not include seats reserved for Texas Tech's student body, either. Texas Tech also sold out its entire premium seating inventory in all areas of Jones AT&T Stadium, which includes more than 100 luxury suites and 1,600 club seats.

■ Texas Tech has added more than 14,000 season tickets since McGuire's hiring in November 2021. Texas Tech previously sold 28,000 season tickets for McGuire's debut season in 2022, which, like this year's total, ranks among the top-10 highest season ticket counts in program history.

## No. 1 TRANSFER CLASS

■ The Red Raiders made headlines this past offseason with their transfer haul, so much it was tabbed the No. 1 transfer class in the nation by On3 and No. 2 by 247Sports.

■ In total, Texas Tech signed 21 transfers to its roster entering week one against Arkansas-Pine Bluff. On Dec. 13, Hunter Zambrano (OL, Illinois State) was announced as its first to sign, and was followed later that day by Cole Wisniewski (S, North Dakota State) and Dontae Balfour (CB, Charlotte). Texas Tech made it official with three more signings on Dec. 15 of Brice Pollock (CB, Mississippi State), Reggie Virgil (WR, Miami-OH) and Skyler Gill-Howard (DL, Northern Illinois). The Red Raiders welcomed three more on Dec. 17 in Mitch Griffis (QB, Wake Forest), Will Jados (OL, Miami-OH), and Amier Boyd (CB, UTEP). Terrance Carter Jr. (TE, Louisiana) was announced on Dec. 18, followed by Howard Sampson (OL, North Carolina) on Dec. 19, Lee Hunter (DL, UCF) and Romello Height (OLB, Georgia Tech) on Dec. 20, A.J. Holmes Jr. (DL, Houston) and Quinten Joyner (RB, USC) on Dec. 21. The holiday season continued for the Red Raiders when Upton Bellenfant (K, Buffalo) and Tarrion Grant (CB, Purdue) were announced on Dec. 31.

■ The Red Raiders' initial haul of 17 players was already tabbed the No. 1 transfer class by On3 on Jan. 8, but Texas Tech was not done. The Red Raiders bolstered their defensive front with the highest-rated returning edge player in the country, according to Pro Football Focus, in Stanford's David Bailey on April 4, leaving time for him to participate in the last half of spring football practices.

■ After spring football, Tech added three more players in Roy Alexander (WR, Incarnate Word), Cash Cleveland (OL, Colorado), and Ian Hershey (K/P, Arizona State).

## THE BRAND NUMBER



Here at Texas Tech, there is only one available jersey number that is protected: No. 3. The jersey represents the player or players who best represent the core tenets of "The Brand," which represents Texas Tech's daily quest to be the "toughest, hard-working, most competitive team in the country."

The Red Raiders have two players wearing the jersey this season in returning linebacker Bryce Ramirez and wide receiver Coy Eakin. Ramirez was awarded the jersey prior to the 2023 season in recognition of his determination and leadership in response to a catastrophic leg injury suffered the year before at N.C. State.

Eakin, meanwhile, is coming off his best season as a Red Raider as he caught 49 passes for 652 yards and a team-leading seven touchdowns as only a sophomore this past season. He has 85 catches now for his Red Raider career, totaling 1,068 yards and nine touchdowns in 27 games. Eakin finished as Texas Tech's third-leading receiver this past season, trailing only departed senior Josh Kelly and returning senior Caleb Douglas. Eakin will move to Kelly's previous spot in Texas Tech's inside receiver position beginning this spring under new offensive coordinator Mack Leftwich.

In addition to representing the standards of "The Brand," the No. 3 jersey is designated to honor the life of the late Luke Siegel, who passed in August 2021 after inspiring countless others across the nation with his fighting spirit in the wake of a golf-cart accident. The No. 3 represented Siegel's favorite number.

## DEGREES EARNED

The Red Raiders will enter the 2025 season with 21 student-athletes who are current college graduates, including 12 who earned their degree from Texas Tech University.

Name	Degree
Roy Alexander	Sociology*
David Bailey	Science, Technology, and Society*
Davion Carter	Interdisciplinary Studies
Chief Collins	Management
Luke Dillingham	Criminology
Gage Elder	University Studies
Charles Esters III	Management
Mitch Griffis	Elementary Education*
Romello Height	American Popular Culture*
Lee Hunter	General Studies*
Will Jados	Information Technology*
Jurrien Loftin	Economics
Trent Low	Finance
A.J. McCarty	University Studies
Behren Morton	University Studies
Bryce Ramirez	Information Technology
Jacob Rodriguez	General Studies
Vinny Sciury	Communication Studies*
Haydon Wiginton	Sport Management
Cole Wisniewski	Business Administration*
Hunter Zambrano	Interdisciplinary Studies*

\* indicates degree earned prior to arrival at Texas Tech

MORTON CHASING HISTORY

CAREER PASSING YARDS

Name (Years)	Yards
1. Graham Harrell (2005-08)	15,793
2. Kliff Kingsbury (1999-02)	12,429
3. Patrick Mahomes II (2014-16)	11,252
4. Seth Doege (2009-12)	8,646
5. Robert Hall (1990-93)	7,908
6. Taylor Potts (2007-10)	7,835
7. Zebbie Lethridge (1994-97)	6,789
8. Billy Joe Tolliver (1985-88)	6,756
9. Behren Morton (2021-pres.)	6,410
10. B.J. Symons (2000-03)	6,378

CAREER PASSING TOUCHDOWNS

Name (Years)	TDs
1. Graham Harrell (2005-08)	134
2. Kliff Kingsbury (1999-02)	95
3. Patrick Mahomes II (2014-16)	93
4. Seth Doege (2009-12)	69
5. Taylor Potts (2007-10)	62
6. B.J. Symons (2000-03)	59
7. Behren Morton (2021-pres.)	53
8. Robert Hall (1990-93)	48
9. Davis Webb (2013-15)	46
10. Zebbie Lethridge (1994-97)	42

CAREER PASSING ATTEMPTS LEADERS

Name (Years)	Att.
1. Graham Harrell (2005-08)	2,062
2. Kliff Kingsbury (1999-02)	1,883
3. Patrick Mahomes II (2014-16)	1,349
4. Seth Doege (2009-12)	1,187
5. Taylor Potts (2007-10)	1,106
6. Zebbie Lethridge (1994-97)	1,070
7. Billy Joe Tolliver (1985-88)	1,008
8. Robert Hall (1990-93)	997
9. Behren Morton (2021-pres.)	951
10. B.J. Symons (2000-03)	797

CAREER COMPLETION LEADERS

Name (Years)	Att.
1. Graham Harrell (2005-08)	1,403
2. Kliff Kingsbury (1999-02)	1,231
3. Patrick Mahomes II (2014-16)	857
4. Seth Doege (2009-12)	819
5. Taylor Potts (2007-10)	733
6. Behren Morton (2021-pres.)	590
7. B.J. Symons (2000-03)	554
8. Robert Hall (1990-93)	548
9. Zebbie Lethridge (1994-97)	519
10. Billy Joe Tolliver (1985-88)	493

CAREER 300-YARD PASSING GAMES

Name (Years)	Games
1. Graham Harrell (2006-08)	33
...	
7. Sonny Cumbie (2002-04)	10
Davis Webb (2013-15)	10
Robert Hall (1990-93)	10
10. Alan Bowman (2018-20)	9
11. Cody Hodges (2002-05)	8
Nic Shimonek (2015-17)	8
13. Jett Duffey (2017-19)	7
14. Behren Morton (2021-pres.)	6

MORTON PRIMED FOR STRONG SENIOR YEAR

There's been a misconception this offseason that Behren Morton isn't among the top returning quarterbacks in college football. The senior gunslinger, fully healthy for the first time since his redshirt freshman season, is coming off a gritty 2024 campaign where he threw for 3,335 yards and 27 touchdowns to only eight interceptions. In fact, he one of only six quarterbacks nationally to return this season after throwing for at least 3,000 yards and 20 touchdowns a year ago with eight or fewer interceptions.

MORTON AGAINST OTHER TOP QUARTERBACK RETURNERS

Name	SCHOOL	GP	Yards	TD	INT
Cade Klubnik	Clemson	14	3,639	36	6
Behren Morton	Texas Tech	12	3,335	27	8
Drew Allar	Penn State	16	3,327	24	8
John Mateer*	Oklahoma	12	3,139	29	7
Sawyer Robertson	Baylor	12	3,071	28	8
Maddux Madsen	Boise St.	14	3,018	23	6

\* transferred to Oklahoma from Washington State after 2024 season.



OFFENSIVE NOTEBOOK

MORTON BY THE NUMBERS

- In the second episode of Texas Tech documentary series "The Brand," Behren Morton details how he wants to be best remembered - a winner. Over the past two seasons, Texas Tech is 15-4 in games Morton starts and does not depart due to injury, which includes an 11-3 mark during Big 12 play.
- Of the three losses against Big 12 opponents, the Red Raiders were locked in a one-possession game in two of them - versus Kansas State in 2023 and at TCU in 2024 - when Morton departed the game due to injury at halftime. The lone exception of Morton not leaving in a one-possession game came in the 2023 regular-season finale at Texas.
- Overall, Morton has helped lead the Red Raiders to 16 wins over his first 22 career starts, marking the most for a Texas Tech quarterback since Graham Harrell pushed the Red Raiders to a combined 28 victories in his three seasons as a starter from 2006-08. Harrell will be inducted later this season into the Texas Tech Ring of Honor as well as the National Football Foundation College Football Hall of Fame.
- Morton, who took over as QB1 in the fifth game of the 2023 season, has finished with at least a 60 percent completion percentage in all but three of those 16 wins and was above 70 percent in six different victories against Baylor (73.1), TCU (77.8) and Kansas (76.0) in 2023, versus ACU (71.4) and North Texas (79.0) in 2024 and against UAPB (80.0) last weekend.
- For the Red Raiders to achieve their lofty goals this season, much will rely on the arm of Morton, who will look for his best season to date to potentially move up to as high as fourth on the Texas Tech all-time career passing chart.

MORTON IN THE RECORD BOOK

- Behren Morton is coming off his best season as a Red Raider after throwing for 3,335 passing yards, 27 passing touchdowns, and a 139.1 efficiency rating, all career highs. He entered the season already ranked in the top 10 of several career categories in the Texas Tech record book, most notably for passing yards and touchdowns.
- Morton passed passed B.J. Symons (2000-03) for ninth all-time in career passing yards in the season opener versus Arkansas-Pine Bluff as he completed 16-of-20 passes for 201 yards and four touchdowns before departing with the lead easily in hand in the second quarter. Morton now has 6,410 passing yards over 34 games as a Red Raider as he trails Billy Joe Tilliver (1985-88) by 346 yards for eighth in program history and Zebbie Lethridge (1994-97) by 379 yards for seventh. It was the fourth time in Morton's career where he has thrown for four or more touchdowns.

- If Morton is able to build on his 2024 numbers this season, he would become only the fourth quarterback in Texas Tech history to throw for 10,000 yards in a career, potentially joining the likes of Graham Harrell (2005-08), Kliff Kingsbury (1999-02) and Patrick Mahomes II (2014-16). Morton will need another career year to do so, with at least 3,590 passing yards still needed to hit the 10,000-yard mark.
- With another strong season, however, Morton could end his Red Raider career ranked as high as fourth on Texas Tech's all-time passing chart. Seth Doege currently ranks fourth as he totaled 8,646 passing yards over his career after leading the Red Raider offense from 2009-12. His total is separated by 2,236 yards from Morton to this point.
- Morton needed little time to find the end zone four times through the air in the season opener as he now has 53 scoring tosses over his career. He needs six touchdown passes to tie B.J. Symons (2000-03) for sixth all-time in program history and nine to tie Taylor Potts (2007-10) for fifth place.

EXPERIENCED STARTER

- Heading into the 2025 season, Behren Morton was one of 12 FBS quarterbacks who had made at least one start in three of the last three seasons (2022-2023-2024). Morton made his first career start as a redshirt freshman at Oklahoma State on Oct. 8, 2022, which was one of four starts that season before being sidelined after his fourth consecutive start in a row when he suffered an injury at TCU.
- Morton is one of five quarterbacks nationally who have made starts for the same team over three or more consecutive seasons, joining the likes of Jalon Daniels (Kansas), Nicholas Vattiato (Middle Tennessee), Chubba Purdy (Nevada) and Cade Klubnik (Clemson).

CONSECUTIVE SEASONS WITH AT LEAST ONE START

Name	Seasons
1. Jalon Daniels, Kansas	*5 (24-23-22-21-20)
2. Nicholas Vattiato, Middle Tenn.	*4 (24-23-22-21)
Blake Shapen, Mississippi State	4 (24-23-22-21)
4. Drew Pyne, Bowling Green	3 (24-23-22)
Chandler Morris, Virginia	(24-23-22)
Behren Morton, Texas Tech	*3 (24-23-22)
Chubba Purdy, Nevada	*3 (24-23-22)
Gevani McCoy, Temple	3 (24-23-22)
E.J. Warner, Fresno State	3 (24-23-22)
Connor Weigman, Houston	3 (24-23-22)
Cade Klubnik, Clemson	*3 (24-23-22)
Robby Ashford, Wake Forest	3 (24-23-22)
*-all starts came at same school	





REPLACING TECH'S ALL-TIME RUSHER

- Texas Tech will have a significant void to fill at running back this season following the graduation of Tahj Brooks, who departed as the school's all-time leading rusher following back-to-back 1,500-yard rushing seasons. Brooks carried 286 times for 1,505 yards and 17 touchdowns to become the first Red Raider and only the third player in Big 12 history to rush for 1,500 yards twice in a career. He snapped the Texas Tech career rushing record previously set by Byron Hanspard, while finishing fourth all-time on the Big 12 rushing chart with 4,557 yards over 56 games played from 2020 to 2024.
- In his place, Texas Tech will rely on the sophomore tandem of J'Koby Williams and Cameron Dickey after the two shared backup responsibilities for most of the 2024 season. Williams finished with 236 rushing yards and two touchdowns on the ground off 41 carries, while Dickey was just behind with 225 yards on the ground and a touchdown on a similar 41 carries.
- Texas Tech was fortunate to experience life in a post-Tahj Brooks world after he sat out the AutoZone Liberty Bowl to close the 2024 season. Williams earned the start against Arkansas, rushing for a career-high 123 yards and a touchdown, while Dickey added 74 rushing yards on a similar 15 carries.
- The duo combined for 146 rushing yards and two touchdowns in the season opener with Dickey carrying 13 times for 90 yards and a score, while Williams added 56 yards and a touchdown on six carries of his own.
- Tech made one offseason move to enhance its running back room by adding Quinten Joyner, who accumulated 603 career yards over two seasons, but was lost to a season-ending leg injury during preseason training camp.

RUSHING OFFENSE RETURNING/LOST FROM 2024		
Name	Net Gained 2024	
Tahj Brooks ( <i>graduated</i> )	1,505	
J'Koby Williams ( <i>entering Soph. season in '25</i> )	236	
Cameron Dickey ( <i>entering Soph. season in '25</i> )	225	
Others	192	

A WELCOME RETURN

- Davion Carter announced an unexpected return on Jan. 3 thanks to the NCAA granting an extra year of eligibility to all student-athletes who previously competed at a non-NCAA school for one or more years. Carter, who previously attended Northwest Mississippi Community College from 2020-21, has surrendered only two sacks over 1,506 opportunities during his three-plus FBS seasons at Memphis and Texas Tech.

LEFTWICH TAKES OVER OC DUTIES

- Texas Tech will have a new offensive coordinator for the first time in Joey McGuire's tenure following the departure of Zach Kittley to accept the head coaching position at Florida Atlantic. In his place, McGuire landed Mack Leftwich, who had quickly developed into one of the fastest-rising offensive playcallers in college football following successful stints at both Incarnate Word and Texas State.
- Leftwich arrived at Texas Tech following two seasons at Texas State where he developed one of the nation's top offenses as the Bobcats led the Sun Belt Conference and ranked in the top 15 nationally for total offense and scoring during the 2023-24 campaigns. Texas State's success offensively pushed the Bobcats to their first two bowl appearances in school history and 16 combined victories.
- Leftwich inherited a Texas State offense that ranked 110th in the country for scoring at only 21.1 points per game prior to his arrival in 2022. He quickly changed that narrative, however, as Texas State used a balanced attack to average 36.7 points

IT STARTS UP FRONT

- Despite losing one of its stalwarts up front the past four seasons in Caleb Rogers (Raiders, 4th Round), the Red Raiders still entered 2025 with one of the most experienced offensive line units in the country with a combined 165 career starts.
- Texas Tech entered the season with the fourth-most combined career starts in the FBS thanks in part to its four transfers on the front line in Will Jados (39), Hunter Zambrano (26), Howard Sampson (12) and Cash Cleveland (4), who had combined for 81 starts prior to arriving in Lubbock.
- Texas Tech had four returning players who had starting experience entering this season in Davion Carter (35), Vinny Sciury (35), Sheridan Wilson (13) and Jacob Ponton (1), totaling 84 career starts between them.
- Texas Tech's starting five for the Arkansas-Pine Bluff opener were Sampson (LT), Jados (LG), Wilson (C), Carter (RG) and Ponton (RT). That collection had 111 career combined games between them and 100 career starts entering the season. Ponton, a redshirt freshman, got his first career start last time Texas Tech played, which was versus Arkansas in the Liberty Bowl and has continued to impress.

MOST GAMES STARTED, OFFENSIVE LINE UNITS		
Name	Career OL Starts	
Virginia	213	
Illinois	169	
Kentucky	166	
Texas Tech	165	
Texas A&M	156	
Florida State	150	
UTSA	144	
Oregon	143	
Auburn	139	

PLENTY OF OPTIONS AT RECEIVER

- While Texas Tech lost its leading receiver from a year ago in Josh Kelly, its second and third leading receivers return in Caleb Douglas and Coy Eakin. Eakin has moved to the slot to make room for Reggie Virgil on the outside, who transferred from Miami (Ohio). Tech will also have transfers Roy Alexander (UIC) and Terrance Carter Jr. (ULL). Between the five, they racked up 4,412 receiving yards in 2024 alone.
- Douglas enjoyed a breakout year in his first year as a Red Raider with 877 yards, while Alexander led the transfer trio by recording 1,108 yards in 2024 at FCS Incarnate Word, followed by Virgil's 816 yards, while Carter had the seventh-most yards by an FBS tight end, racking up 689 yards.



per game in 2023 and then 36.5 points in 2024, easily its highest two single-season averages since the Bobcats joined the FBS level in 2012.

- Leftwich coached the quarterback position in each of his five seasons at Incarnate Word, helping identify three of the best in program history in Jon Copeland (2018-19), Cameron Ward (2020-21) and Lindsey Scott Jr. (2022). Ward, the No. 1 pick in the 2025 NFL Draft after finishing his career at Miami, combined for 6,908 passing yards and 71 touchdowns during his two seasons, which remain the most in school history.

THE OFFENSIVE STANDARD

Texas Tech has long been considered the offensive standard since the Red Raiders moved to a passing attack in 2000. In fact, the numbers don't lie when it pertains to the high-octane Red Raider offense. Below is where Texas Tech ranks nationally in several offensive categories since the start of the 2000 season:

TOTAL YARDS	
Oklahoma	154,376
Texas Tech	151,847
Oregon	148,826
Boise State	146,647
Clemson	142,969

PASSING YARDS	
Texas Tech	112,606
Hawaii	99,556
Oklahoma	91,967
Washington State	91,811
Southern California	89,087

TOTAL TOUCHDOWNS	
Oklahoma	1,625
Boise State	1,584
Oregon	1,572
Texas Tech	1,464
Ohio State	1,463

PASSING TOUCHDOWNS	
Texas Tech	884
Oklahoma	787
Hawaii	750
Southern California	740
Oregon	699

PASSING COMPLETION PERCENTAGE	
Texas Tech	65.5
Boise State	64.3
Oklahoma	64.1
Southern California	64.1
Western Kentucky	63.6

300-YARD PASSING GAMES	
Texas Tech	213
Hawaii	163
Washington State	145
Oklahoma	138
Houston	127

GAMES WITH AT LEAST 500 YARDS OF TOTAL OFFENSE	
Texas Tech	135
Oklahoma	133
Oregon	124
Houston	100
Boise State	98

GAMES WITH AT LEAST 30 POINTS	
Oklahoma	237
Boise State	231
Oregon	228
Alabama	205
Texas Tech	203

TEXAS TECH QUICK FACTS

TEXAS TECH UNIVERSITY	
Location	Lubbock, Texas
Founded	1923
Enrollment	41,045
Chancellor	Dr. Tedd Mitchell
President	Dr. Lawrence Schovanec
Director of Athletics	Kirby Hocutt
Faculty Athletics Representative	Brian Shannon
NCAA Affiliation	Division I
Athletics Conference	Big 12 (Charter Member)
Nickname	Red Raiders
Official Mascot	Masked Rider (horse and rider)
Unofficial Mascot	Raider Red (cartoon figure)
Colors	Scarlet (PMS 485c) & Black (Process Black)
Band	Goin' Band From Raiderland (400 members)

TEAM HISTORY

First Year of Football	1925
Conference Championships	11
Bowl Appearances/Record	42 (17-24-1)
8+ win seasons (most recent)	28 (2024, 8-5)
9+ win seasons (most recent)	14 (2009, 9-4)
10+ win seasons (most recent)	6 (2008, 11-2)
Most wins in single season	11 (1953, 1973, 2008)

STADIUM INFORMATION

Stadium (Capacity)	Jones AT&T Stadium (60,229)
Stadium Luxury Suites	102
Stadium Club Seats	1,644
Stadium Surface	Hellas Matrix Helix (installed 2023)

TEAM CAREER MILESTONES

Below is a listing of Red Raiders approaching various career statistical milestones entering this weekend.

NAME	MILESTONE	CURRENT TOTAL
Roy Alexander	2,500 career receiving yards	2,422
David Bailey	25.0 career tackles for loss	23.0
David Bailey	20.0 career sacks	15.0
Terrance Carter Jr.	1,000 career receiving yards	986
Caleb Douglas	1,500 career receiving yards	1,229
Caleb Douglas	100 career receptions	84
Caleb Douglas	10 career touchdown receptions	9
Coy Eakin	1,500 career receiving yards	1,115
Coy Eakin	100 career receptions	88
Coy Eakin	20 career touchdown receptions	10
Romello Height	20.0 career tackles for loss	16.0
Romello Height	10.0 career sacks	7.0
Anthony Holmes Jr.	20.0 career tackles for loss	13.5
Lee Hunter	25.0 career tackles for loss	22.0
A.J. McCarty	10 career tackles for loss	8.5
Behren Morton	1,000 career attempts	951
Behren Morton	60 career touchdown passes	53
Behren Morton	7,000 career passing yards	6,410
Behren Morton	70 career touchdowns responsible	60
Ben Roberts	200 career tackles	194
Jacob Rodriguez	200 career tackles	192
Jacob Rodriguez	20.0 career tackles for loss	14.5
Reggie Virgil	1,000 career receiving yards	934
Cole Wisniewski	10 career interceptions	8
Cole Wisniewski	200 career tackles	196
Cole Wisniewski	50 career games played	48

JACOB RODRIGUEZ, THE TAKEAWAY KING

Jacob Rodriguez returns as one of the nation's top linebackers this season after earning All-Big 12 first team honors a year ago. Rodriguez, the Big 12 Preseason Defensive Player of the Year, was among the top tacklers in college football last season and ranks among the best in creating takeaways, especially at opportune times for the Red Raiders. Over his career, Rodriguez has had his hand in 11 takeaways, including seven last season alone. The Red Raiders are 7-1 in games Rodriguez creates a takeaway with the one loss coming in the 2023 season opener where he departed with a significant injury on the same play he forced and recovered a fumble.

JACOB RODRIGUEZ CAREER TAKEAWAYS

Game (Year)	Play	Score	Time	Result
West Virginia (2022)	Forced Fumble	31-10	3rd, 2:00	W, 48-10
Wyoming (2023)*	Forced Fumble/Rec.	14-0	1st, 5:12	L, 33-35
Cal (2023)	Forced Fumble	31-14	4th, 9:47	W, 34-14
Cal (2023)	Interception	31-14	4th, 8:14	W, 34-14
Abi. Christian (2024)	Forced Fumble	7-0	1st, 8:42	W, 52-51
Cincinnati (2024)	Fumble Recovery	24-24	3rd, 14:19	W, 44-41
Arizona (2024)	PBU to Interception	7-3	2nd, 2:51	W, 28-22
Arizona (2024)	Forced Fumble	21-19	4th, 2:12	W, 28-22
Iowa State (2024)	Forced Fumble	10-13	3rd, 9:02	W, 23-22
Oklahoma St. (2024)	Fumble Recovery	49-42	4th, 4:45	W, 56-48
Oklahoma St. (2024)	Interception	56-48	4th, 0:07	W, 56-48

\* departed the game with an injury immediately following the takeaway

DEFENSIVE NOTEBOOK

RODRIGUEZ NOT ALONE IN TAKEAWAYS

- For as good as Jacob Rodriguez has been in creating takeaways throughout his career, he's not alone on the Red Raider roster. Between not only Rodriguez but also fellow inside linebacker Ben Roberts and new outside linebacker David Bailey, Texas Tech has three of the Big 12's active leaders in career forced fumbles as the trio has combined for 18 over their respective careers entering this weekend.
- Bailey ranks tied for second among active FBS players with seven forced fumbles over his career, trailing only Buffalo's Red Murdock with 11 overall. Rodriguez, meanwhile, is tied for fifth nationally with six forced fumbles over his career followed by Roberts in a tie for 15th overall with five over his respective career.
- Texas Tech is one of two FBS programs with at least two players with five or more career forced fumbles and the only one with three. In addition, Bailey leads all Big 12 active players in career forced fumbles, while Rodriguez is tied for second alongside Gunner Maldonado (Kansas State), Kendrick Simpkins (Baylor) and Dalton Johnson (Arizona).

NCAA FBS LEADERS IN CAREER FORCED FUMBLES

Name (School)	FF
1. Red Murdock (Buffalo)	11
2. David Bailey (Texas Tech)	7
Mikail Kamara (Indiana)	7
Harold Perkins Jr. (LSU)	7
Emmanuel McNeil-Warren (Toledo)	7
5. Jacob Rodriguez (Texas Tech)	6
Dalton Johnson (Arizona)	6
Gunner Maldonado (Kansas State)	6
Kendrick Simpkins (Baylor)	6
Five Others	6
15. Ben Roberts (Texas Tech)	5
Several others	5

NOT THE ONLY "TOUGH" RODRIGUEZ

- Jacob Rodriguez considers himself a tough guy. It makes sense knowing he's one of the few players in America who could go from a college quarterback to an All-Big 12 linebacker in only a matter of years. Rodriguez will tell you he's not the



toughest member of his family, though. That honor belongs to his wife, Emma, who is an active-duty helicopter pilot in the U.S. Army. The couple was married in July 2023 in a surprise ceremony (to some) in Houston, beginning a great journey in different parts of the country with Jacob in Lubbock and Emma at Fort Riley in Junction City, Kan.

ROBERTS OFF TO GREAT START

- Ben Roberts heads into this weekend with 194 tackles already in his career and yet still a junior. Roberts still has a long way to reach the Texas Tech career list, but the successful start has put the thought in reach over the next two seasons as he is more than halfway from reaching Ryan Aycock for 10th all-time in program history. Aycock, a member of this year's Texas Tech Hall of Fame class, compiled 338 tackles as a Red Raider safety from 2000-03.
- Roberts recorded the most tackles in a season by a Red Raider freshman dating back to 1980 two years ago after totaling 107 stops as only a redshirt freshman. Roberts, who followed with 83 tackles as a sophomore in 2024, joined Donald Harris as the only other Texas Tech freshman to reach the 100-tackle mark after finishing with 104 stops in 1987. He also joined current Miami Dolphins linebacker Jordyn Brooks (2016) as the only Red Raider freshman to lead the team in tackles since 1996.
- Roberts compiled 190 tackles over the 2023-24 seasons, which ranked third among Big 12 players over that span, trailing only Baylor's Matt Jones (195) and Iowa State's Beau Freyler (191). Roberts is the only player out of that trio to return this season.
- Roberts was one of two underclassmen to record at least 190 tackles the past two seasons, joining Dillon Thieneman who combined for 210 stops at Purdue. He is one of seven players to return this season after combining for 190 tackles or more the past two seasons.

BIG 12 TACKLES LEADERS DURING 2023-24 SEASONS

Name (School)	Tackles
1. Matt Jones (Baylor)	195
2. Beau Freyler (Iowa State)	191
3. Ben Roberts (Texas Tech)*	190

\* designates players who return for the 2025 season





GETTING TO THE QUARTERBACK

- One of Texas Tech's biggest weaknesses defensively a year ago was its ability to get to the quarterback. The Red Raiders should be much-improved in that area with the addition of not only David Bailey but also fellow outside linebacker Romello Height and defensive tackles Lee Hunter, A.J. Holmes Jr., and Skyler Gill-Howard.
- All five of Texas Tech's transfer additions arrived with at least 40 career pressures, according to Pro Football Focus, giving Texas Tech nine players on its roster with at least 20 in their career when you incorporate returners such as Jacob Rodriguez, Ben Roberts, Charles Esters III and E'Maurion Banks.

TEXAS TECH CAREER PRESSURES (PER PFF)	
Name	Pressures
1. David Bailey	96
2. Romello Height	74
3. Lee Hunter	56
4. A.J. Holmes Jr.	53
5. Skyler Gill-Howard	44
6. Jacob Rodriguez	33
7. Ben Roberts	30
8. Charles Esters III	22
9. E'Maurion Banks	20

STRENGTH IN THE MIDDLE

- The middle of Texas Tech's defensive line received a significant boost with the signing of Lee Hunter, Skyler Gill-Howard and A.J. Holmes Jr. this offseason. That trio arrived in Lubbock with 276 combined career tackles, including 47.0 for a loss and 15.5 sacks, forming one of the top interior defensive line units possibly in college football.
- Hunter was a two-time All-Big 12 selection during his time at UCF after earning honorable mention accolades in 2023 and then second team honors in 2024. He combined for 131 tackles, 21.5 tackles for loss and 5.0 sacks with the Knights, all while recording 55 pressures by Pro Football Focus. He ranks second among returning power conference interior defensive linemen with 49 total pressures the past two seasons combined.
- Gill-Howard ranked 11th by PFF among defensive tackles nationally a year ago after receiving an 83.8 overall grade a year ago. He was the publication's highest graded defensive tackle to enter the transfer portal this offseason.
- Holmes, meanwhile, signed with the Red Raiders following

WOOD EXPERIENCED IN TURNING AROUND DEFENSES

- Shiel Wood entered his first season as Texas Tech's defensive coordinator and inside linebackers coach, bringing a reputation of immediately improving defenses from stops at Army (2021), Troy (2022), Tulane (2023) and Houston (2024).
- Wood's defenses have ranked inside the top 35 for total defense in all four seasons since he was first named co-defensive coordinator at Army in 2021. Opposing offenses have averaged less than 23.0 points per game against Wood's defenses since his promotion to play-caller at Army in 2021.
- Wood has built a reputation for immediately improving defenses, particularly through turnovers. Both his defenses at Troy and Tulane ranked in the top 10 nationally for takeaways as his defenses are averaging 22.3 takeaways per season over the past four years. His defenses have increased their takeaway total from the previous year in each of his last three stops as a defensive coordinator.
- Wood will look for a similar turnaround in his first season after inheriting a Red Raider defense that surrendered 34.8 points per game a year ago. Since taking over the Army defense in 2021, Wood has never had a defense give up more than 22.9 points per game in a season. Texas Tech, meanwhile, has not allowed less than 25.0 points per game since 2009.

one year with new defensive coordinator Shiel Wood at Houston where he started all 12 games with 40 tackles and 8.5 tackles for loss.

- Texas Tech's front is as impressive as the Red Raiders have boasted in recent years with PFF's Max Chadwick ranking the defensive line third nationally entering the 2025 season behind only Clemson and Alabama.

PFF TOP DEFENSIVE LINES IN COLLEGE FOOTBALL		
School	Preseason AP Ranking	
1. Clemson	No. 4	
2. Alabama	No. 8	
3. Texas Tech	No. 23	
4. Florida	No. 15	
5. Penn State	No. 2	

A FIRST ROUND TALENT

- Texas Tech made splash after splash across college football this offseason with the signing of the top transfer portal class in the country. The loudest splash, however, came in early April with the signing of outside linebacker David Bailey, who committed to join the Red Raiders after three seasons at Stanford.
- Bailey is the highest-rated returning edge player in college football after he received a 90.9 overall grade by Pro Football Focus for the 2024 season. Bailey was the sixth-highest graded edge player in the country this past season as he ranked slightly behind Penn State's Abdul Carter, who was selected third overall this past spring in the NFL Draft.
- Bailey, himself, is projected to be a potential first round pick as ESPN's Jordan Reid forecasted him to go No. 28 overall in his May mock draft. Texas Tech has sent two outside linebackers to the league already under Joey McGuire and outside linebackers coach C.J. Ah You as Tyree Wilson was picked No. 7 overall in 2023, while Myles Cole was selected in the seventh round a year later.

AN INCREASE IN TALENT

- For a program that has been known for its offense for more than two decades now, Texas Tech's increase in talent this offseason has greatly impacted a defense that struggled a year ago. Texas Tech led the country with 24 selections to the East-West Shrine Bowl 1,000 watch list this summer with exact half of those coming from the defensive side of the ball.



POINTS PER GAME IMPROVEMENTS		
SCHOOL (YEAR)	YEAR PRIOR	WITH WOOD
Troy (2022)	26.1 (64)	17.1 (8)
Tulane (2023)	22.2 (32)	20.5 (23)
Houston (2024)	31.5 (105)	22.9 (40)

TOTAL TAKEAWAYS IMPROVEMENTS		
SCHOOL (YEAR)	YEAR PRIOR	WITH WOOD
Troy (2022)	24 (15)	27 (8)
Tulane (2023)	20 (T-44)	27 (3)
Houston (2024)	14 (103)	19 (54)

National ranking designated in parenthesis

NUMBERS TO KNOW

0

It was a quiet night for punter Jack Burgess in the opener as he was only called on for his holder duties as Texas Tech scored on all 11 possessions and did not punt a single time.

1

Texas Tech was tabbed having the No. 1-ranked transfer portal class by On3sports and the No. 2-ranked portal class by 247Sports.com.

3

Texas Tech had four players rush for 50 yards in a game for only the third time since 1995 as the Red Raiders previously did so against Louisiana in 1997 and Kansas in 2022.

5

Behren Morton has thrown for multiple touchdown passes in each of his last five games, which is tied for the longest active streak in the FBS.

35

Texas Tech's 67 points in the season opener marked the 35th time in program history the Red Raiders have hit the 60-point mark and the third time to do so under Joey McGuire.

50

Tech has scored at least 50 points in each of Behren Morton's last three starts dating back to the end of the 2024 regular season against Oklahoma State and West Virginia.

MCGUIRE ON FOURTH DOWNS

- Much has been said about Joey McGuire's aggressive approach to fourth downs over his three full seasons. Even with an evolved approach last season, Texas Tech has been among the most active teams in the country in going for it on fourth down 118 times, which trails only Baylor for the most in the country since 2022.
- It's not that the Red Raiders are so daring under McGuire that's impressive. It's the fact that it's proven to be successful, too. The Red Raiders are a combined plus-134 over his four seasons in the plus/minus scale, which is determined based on the result of Texas Tech's ongoing drive or points scored by an opponent on a failed attempt. Texas Tech ranks third in the Big 12 and 17th nationally with a 60.5 fourth-down percentage (72-of-119) since 2022.
- In total, the Red Raiders have gone for it on fourth down at least five times in 10 different games under McGuire. Texas Tech has attempted at least one fourth down conversion in all but four games under McGuire with three of those in 2024.

RED RAIDERS ON FOURTH DOWN ATTEMPTS IN 2025				
Game	4th Downs	Pts. Gained	Pts. Lost	+/-
Ark-Pine Bluff	1-1	7	0	+7
Kent State	--	--	--	--
Oregon State	--	--	--	--
at Utah	--	--	--	--
at Houston	--	--	--	--
Kansas	--	--	--	--
at Arizona State	--	--	--	--
Oklahoma State	--	--	--	--
at Kansas State	--	--	--	--
BYU	--	--	--	--
UCF	--	--	--	--
at West Virginia	--	--	--	--
Totals	1-1	7	0	+7
2022 Totals	33-52	129	51	+78
2023 Totals	24-37	61	23	+38
2024 Totals	14-29	77	66	+11
McGuire totals	72-119	274	140	+134

COME-FROM-BEHIND WINS

The victory over Cincinnati at home on Sept. 28 marked the 27th time since 2000, and fourth time under Joey McGuire, that the Red Raiders overcame a double-digit deficit to win. Below is a listing of Tech's come-from-behind wins during that span:

DATE	OPPONENT	DEFICIT	RESULT
Dec. 29, 2006	vs. Minnesota*	31	W, 44-41 (OT)
Sept. 25, 2004	Kansas	25	W, 31-30
Sept. 18, 2004	TCU	21	W, 70-35
Oct. 1, 2011	at Kansas	20	W, 45-34
Nov. 26, 2022	Oklahoma	18	W, 51-48 (OT)
Oct. 5, 2002	at #23 Texas A&M	18	W, 48-47 (OT)
Nov. 18, 2006	Oklahoma State	17	W, 30-24
Nov. 18, 2023	UCF	14	W, 24-23
Sept. 24, 2022	#22 Texas	14	W, 37-34 (OT)
Sept. 4, 2021	vs. Houston	14	W, 38-21
Nov. 14, 2020	Baylor	14	W, 24-23
Sept. 24, 2011	Nevada	14	W, 35-34
Nov. 6, 2010	at #14 Missouri	14	W, 27-17
Nov. 29, 2008	Baylor	14	W, 35-28
Jan. 1, 2008	vs. Virginia	14	W, 31-28
Sept. 8, 2007	UTEP	14	W, 45-31
Nov. 1, 2003	Colorado	14	W, 26-21
Nov. 16, 2002	#3 Texas	14	W, 42-38
Oct. 19, 2013	at West Virginia	11	W, 37-27
Sept. 28, 2024	Cincinnati	11	W, 44-41
Nov. 24, 2017	at Texas	10	W, 27-23
Nov. 22, 2014	at Iowa State	10	W, 34-31
Oct. 5, 2013	at Kansas	10	W, 54-16
Oct. 20, 2012	at #21 TCU	10	W, 56-56 (3OT)
Sept. 3, 2011	Texas State	10	W, 50-10
Oct. 23, 2010	at Colorado	10	W, 27-24
Nov. 21, 2009	vs. Baylor	10	W, 20-13

\* indicates largest come-from-behind win in FBS bowl history.

**BOLD** indicates a Joey McGuire-led team

ALL-TIME OVERTIME GAMES

Texas Tech is 10-8 all-time in overtime games since the NCAA began allowing games to go past regulation in 1996. Below is a listing of Texas Tech's all-time results in overtime:

DATE	OPPONENT	RESULT
Aug. 31, 2024	Abilene Christian	W, 52-51 (OT)
Sept. 2, 2023	at Wyoming	L, 33-35 (2OT)
Nov. 26, 2022	Oklahoma	W, 51-48 (OT)
Sept. 24, 2022	#22 Texas	W, 37-34 (OT)
Sept. 10, 2022	#25 Houston	W, 33-30 (2OT)
Sept. 26, 2020	#8 Texas	L, 56-63 (OT)
Oct. 12, 2019	at #22 Baylor	L, 30-33 (2OT)
Nov. 4, 2017	Kansas State	L, 35-42 (OT)
Oct. 29, 2016	at TCU	W, 27-24 (2OT)
Nov. 24, 2012	vs. Baylor	L, 45-52 (OT)
Nov. 10, 2012	Kansas	W, 41-34 (2OT)
Oct. 20, 2012	at #21 TCU	W, 56-53 (3OT)
Oct. 11, 2008	Nebraska	W, 37-31 (OT)
Dec. 29, 2006	vs. Minnesota	W, 44-41 (OT)
Sept. 9, 2006	at UTEP	W, 38-35 (OT)
Nov. 13, 2004	at #22 Texas A&M	L, 25-32 (OT)
Oct. 5, 2002	at #23 Texas A&M	W, 48-47 (OT)
Sept. 21, 2002	#16 N.C. State	L, 48-51 (OT)
Oct. 6, 2001	Kansas	L, 31-34 (2OT)



SPECIAL TEAMS NOTEBOOK

KP KNOWS KICKERS

- Texas Tech entered the 2025 season similar to a year ago when special teams coordinator Kenny Perry was splitting kicking duties between returning starter Gino Garcia and fellow senior Reese Burkhardt. The experiment resulted in Texas Tech ranking among the nation's leaders in field goal percentage after connecting on 22-of-24 team field goal attempts.
- The procedure the Red Raiders followed to start the 2024 season returned in the UAPB opener with a back-and-forth exchange between transfer Upton Bellenfant and returning junior Stone Harrington after the two were hard to separate during preseason camp. Bellenfant arrived at Texas Tech this offseason after finding the uprights on 18-of-21 field goal attempts in 2024 at Buffalo, where he was an All-MAC third team honoree. Harrington, meanwhile, was Texas Tech's backup kickoff specialist and will be looking for his first career field goal attempt against Arkansas-Pine Bluff.
- Needless to say, Perry knows the right buttons to push at the kicker position. In fact, his kickers have made 80.4 percent of their field goal attempts since he became a quality control analyst at SMU in 2020. He was promoted to special teams coordinator at SMU in 2021 before joining Joey McGuire's charter staff at Texas Tech a year later, where he has already developed two of the top kickers in program history in Garcia and Trey Wolff.

FIELD GOAL KICKERS UNDER KENNY PERRY SINCE 2020

Year	School	FGM/FGA	Pct.
2020	SMU	17/21	80.95
2021	SMU	12/17	70.59
2022	Texas Tech	21/26	80.77
2023	Texas Tech	16/22	72.73
2024	Texas Tech	22/24	91.67
2025	Texas Tech	2/2	100.0
TTU total	--	61/74	82.4
Overall	--	90/112	80.4

BURGESS LONE STARTER TO RETURN

- Jack Burgess will be the lone starting specialist to return this season following the departure of both place kickers, Gino Garcia and Reese Burkhardt, and four-year long snapper Jackson Knotts. The senior punter averaged 42.2 yards per punt over 47 attempts a year ago, with 23 of those going for fair catches and 19 being downed inside the 20-yard line.
- Burgess ended his first season as a Red Raider with a 76.2 overall grade from Pro Football Focus, which ranked 21st nationally. The publication credited him with a 4.06 hangtime for the season, which was tied for 17th in the FBS.
- Burgess was singled out by head coach Joey McGuire during a preseason press conference, praising him for his offseason work and a notable 5-yd distance improvement he's observed.

SWAT PATROL

- Texas Tech has blocked 11 kicks in the three-plus seasons under Joey McGuire and special teams coordinator Kenny Perry, which leads the Big 12 Conference since 2022 and ranks tied for fourth nationally.
- The Red Raiders got their hands on another blocked kick in the season opener versus UAPB as Mikal Harrison-Pilot knocked down the second punt of the game to give Texas Tech the ball just outside the red zone and set up a 21-yard scoring strike from Behren Morton to Terrance Carter for a 14-0 lead.
- E'Maurion Banks has been one of the Red Raiders' biggest disrupters on those lines, charging the opposing kicker. Banks has recorded one block in each of the past two seasons.

NCAA LEADERS IN BLOCKED KICKS SINCE 2022

School	Blocked Kicks
1. Notre Dame	16
2. Georgia Tech	13
3. South Carolina	12
4. Bowling Green, Miami (OH), Rutgers, Texas Tech	11
8. Central Michigan	10
9. Army, Florida State, Illinois, Duke	9
Nebraska, Old Dominion, Texas	

SPECIAL TEAMS NOTABLES

- Kickers with strong and accurate legs have been a strong presence in Lubbock, maybe due to training in West Texas' winds. And it's hard to forget when Jonathan Garibay clinched the first of the last four consecutive bowl appearances Texas Tech has made since he connected on a 62-yard field goal as time expired to defeat Iowa State and clinch bowl eligibility in 2021. It remains tied for the 12th-longest field goal ever made in an FBS game.
- The presence continued in 2022 and since under special teams coordinator Kenny Perry as Texas Tech ranks tied for 16th nationally in most made 50-plus-yard field goals with six. The Red Raiders rank second in that category in the Big 12, trailing only Arizona with eight 50-plus yard field goals made.
- Texas Tech connected on 22-of-24 field goal attempts (91.7) a year ago despite entering the season with two kickers who would alternate for the first half of the season before Gino Garcia won the job outright. That percentage trailed only West Virginia's 92.9 field goal percentage in the Big 12, but the Mountaineers attempted 10 less field goals (13-of-14) during the year.
- Texas Tech was one of five Big 12 teams that were 100.0 percent on PATs a year ago, joining BYU, Colorado, Utah and West Virginia. In fact, Texas Tech had not missed an extra point attempt since Nov. 26, 2022, against Oklahoma until missing one in the opener against Arkansas-Pine Bluff.







100-YEAR UNIFORMS UNVEILED

- Texas Tech will celebrate 100 seasons of Texas Tech Football as part of its Homecoming festivities on Oct. 11 against Kansas. The Red Raiders have already unveiled a special uniform from adidas for the Kansas game, which incorporates different aspects of Texas Tech history.
- Texas Tech - known then as the Matadors - kicked off its first season of football in 1925 with an impressive 6-1-2 debut under head coach E.Y. Freeland. Since then, Texas Tech has recorded 605 wins under 17 different head coaches.
- Texas Tech's anniversary uniform took different pieces from its history and applied it. Those pieces include the 1925 "Tech" word mark from the first Texas Tech uniform, the first "double T" in 1926, the traction stripes on the shoulder is taken from 1930, considered a cutting-edge uniform at the time, the

numbers on the front stem from 1935, which was the first-year that numbers were added to the front of Texas Tech's jerseys, the stripes down the side of the pant are inspired from the Masked Rider and horse's breast collar from the mid-1960's while the stars on the helmet come from 1969 when stars were added to player's helmets when earned.

HOMETOWN PRIDE

- Texas Tech will continue to recognize the hometowns of every student-athlete on its roster this season with a special decal on the back of each gameday helmet. The decal will feature a throwback Masked Rider logo with the area code associated with each student-athlete's hometown as part of an initiative started in 2022 by head coach Joey McGuire.

TECH ENTERS REVENUE SHARE ERA

- Texas Tech ushered in a new era of intercollegiate athletics this past July with a comprehensive plan that further demonstrates its commitment to competing at the highest levels and its investment in its student-athletes.
- As part of its plan, the Red Raider Club - the longtime fundraising arm of the athletics department - has integrated the Matador Club under its umbrella. The Matador Club had previously served as the official NIL collective of the athletics department the last three-plus years, positioning Tech as a national leader in supporting its student-athletes through NIL.
- Texas Tech enters this new era with tremendous alignment as two of its biggest supporters help lead its Board of Regents in Chairman Cody Campbell and Vice Chairman Dusty Womble. The playing field at Jones AT&T Stadium is named after Campbell, while Womble has his name on both of Texas Tech's football and basketball team facilities.

RED RAIDERS IN THE NFL  
2025 NFL TRAINING CAMP REPORTS

NO.	NAME (YEARS AT TECH)	NFL TEAM
1.	Dadrion Taylor-Demerson, S (2019-23)	Arizona Cardinals
2.	Broderick Washington Jr., DL (2016-19)	Baltimore Ravens
3.	Tahj Brooks, RB (2020-24)	Cincinnati Bengals
4.	Bralyn Lux, DB (2023-24)	Cincinnati Bengals
5.	Josh Kelly, WR (2024)	Dallas Cowboys
6.	Terence Steele, OL (2016-19)	Dallas Cowboys
7.	Myles Cole, DE (2022-23)	Jacksonville Jaguars
8.	Zech McPhearson, DB (2019-20)	Jacksonville Jaguars
9.	Patrick Mahomes II, QB (2014-16)	Kansas City Chiefs
10.	Caleb Rogers, OL (2020-24)	Las Vegas Raiders
11.	Tyree Wilson, DE (2021-22)	Las Vegas Raiders
12.	Jordyn Brooks, LB (2016-19)	Miami Dolphins
13.	Jalin Conyers, TE (2024)	Miami Dolphins
14.	Erik Ezukanma, WR (2019-21)	Miami Dolphins
15.	Austin McNamara, P (2020-23)	New York Jets
16.	Tyler Owens, DB (2022-23)	Washington Commanders
17.	Baylor Cupp, TE (2022-23)	Baltimore Ravens*

McGUIRE ERA DRAFT PICKS

- Five Red Raiders have heard their names called during the NFL Draft during Joey McGuire's tenure (2022-pres.). Most recently, the Las Vegas Raiders drafted offensive lineman Caleb Rogers in the third round (98th overall) in the 2025 Draft, and in the sixth round, the Cincinnati Bengals selected the Red Raiders' all-time leading rusher, Tahj Brooks. Defensive back Dadrion Taylor-Demerson went in the fourth round in 2024, followed by rush end Myles Cole going in the seventh round to Jacksonville. During Tech's first spring offseason under McGuire, the Red Raiders had only one draft pick, but it came quickly, as the Raiders made Tyree Wilson the highest-drafted defensive player in school history at No. 7 overall.



THREE-TIME SUPER BOWL CHAMPION

- Patrick Mahomes II became the first Red Raider in school history to win three career Super Bowls after he helped lead the Kansas City Chiefs to a 25-22 overtime victory over the San Francisco 49ers in Super Bowl LVIII in 2024. It was the second-straight Super Bowl title for the Chiefs and their third in five years. Mahomes guided Kansas City to its third consecutive Super Bowl appearance last season but was denied a three-peat by the Philadelphia Eagles.
- With his first Super Bowl win (2020) over the San Francisco 49ers, Mahomes was named Super Bowl MVP at only 24 years of age, making him the youngest player in NFL history to earn Super Bowl MVP honors.

FIRST ROUND DRAFT PICKS

- Texas Tech currently has three first-round NFL Draft picks active heading into the 2025 NFL season. In addition to Patrick Mahomes II being the 10th overall pick by the Kansas City Chiefs in 2017, and while maybe not known for its defense in recent years, the two others include linebacker Jordyn Brooks and defensive end Tyree Wilson.
- The Miami Dolphins selected Jordyn Brooks 27th overall in the 2020 draft and has since moved on to the Miami Dolphins. Meanwhile, Tyree Wilson was the seventh overall selection in the 2023 draft, making him the highest-drafted defensive player in program history.

UNIFORM TRACKER

Over the past decade, Texas Tech has been among the most innovative teams in the country related to team uniforms. Here's a look at Texas Tech's record in various uniform combinations since the start of the 2000 season.

Helmet-Jersey-Pants	2025	Record
Black-Red-Black		30-7
White-White-White		13-10
Black-Black-Black		36-22
Black-White-Black		24-25
Black-Black-White		8-5
Black-Red-Red		19-2
Black-White-White		15-18
Black-White-Red		4-6
Red-White-Red		2-4
Black-Red-White		6-1
White-Black-White		2-2
Red-White-Black		1-3
Gray-White-Gray		1-3
Red-Red-Red		1-2
White-Red-Red		2-2
White-White-Red		0-2
Red-White-White		1-1
Black-Gray-Black		1-0
Black-Black-Gray		1-0
Gray-Gray-Gray		1-0
Black-Black-Red		0-1
White-White-Black		3-0
White-Red-White		1-0
Red-Red-White		1-0
Red-Red-Black		0-1
Red-Black-White		0-1
Red-Black-Black		1-0
Black-White-Gray		0-1

Specialty Uniforms

Throwbacks 2014-23	5-9
adidas Gladiator Strategy (2024)	0-1
Wounded Warrior (2010)	1-0
Wounded Warrior (2011)	0-1
Lone Star Pride (2012)	0-1
Lone Survivor (2013)	0-1
Lone Star Pride (2013)	0-1
White Ombre' (2014)	0-1
Lone Star Pride (2014)	0-1
Black Ombre' (2014)	0-1

2025 UNIFORM TRACKER

Opponent	Combo	Result
Arkansas at Pine Bluff	White-Red-Red	W, 67-7
Kent State		
Oregon State		
at Utah		
at Houston		
Kansas		
at Arizona State		
Oklahoma State		
at Kansas State		
BYU		
UCF		
at West Virginia		

## TEXAS TECH COACHING STAFF



### KENNY PERRY

Assoc. HC/Special Teams Coordinator  
4th Season at Tech  
Game Day Location: Sideline

**Career Breakdown:** Perry, a legendary high school head coach in the DFW metroplex, had one of the nation's top running backs in 2024 with Tahj Brooks, who went on to become Tech's all-time leading rusher

and a sixth round pick of the Cincinnati Bengals in the 2025 NFL Draft. Perry spent the previous three seasons serving as Tech's running backs coach.



### MACK LEFTWICH

Offensive Coordinator/Quarterbacks  
1st Season at Tech  
Game Day Location: Sideline

**Career Breakdown:** One of the top young play-callers in the country, Leftwich arrived to Texas Tech following two seasons at Texas State. The Bobcats' offense ranked nationally in the top 15 both seasons, leading the Sun Belt in scoring, finishing seventh in the FBS in 2023 and then 11th in 2024. Leftwich is credited with helping discover Cameron Ward, the No. 1 pick in the 2025 NFL Draft who began his career at Incarnate Word. Leftwich was on the staff from 2018-22.




### SHIEL WOOD

Defensive Coordinator/ILB Coach  
1st Season at Tech  
Game Day Location: Sideline

**Career Breakdown:** Wood arrives to Lubbock after one season in the same role at conference foe Houston. One of the top up-and-coming defensive coaches in the country, Wood's defenses have ranked inside the top 35 for total defense since 2021. His previous stops include Army (2020-21), Troy (2022) and Tulane (2024). Opposing offenses have averaged less than 23.0 ppg against his units since his promotion to play-caller at Army his final year there.

## TEXAS TECH SUPPORT STAFF

Head Strength & Conditioning Coach	Lance Barilow (4th Season)
Associate A.D./Football Admin.	Antonio Huffman (7th Season)
Director of Player Personnel	James Blanchard (4th Season)
Director of Football Operations	Quintin Jordan (4th Season)
Director of Player Development	Dave Martin (4th Season)
Director of Player Support/NFL Liaison	Sammy Morris (5th Season)
Senior Defensive Analyst	Jack Teachey (1st Season)
Asst. Special Teams Coordinator	Ryan Conry (4th Season)
Asst. Secondary Coach	Jah'Shawn Johnson (4th Season)
Asst. OL Coach	Jackson Kimble (2nd Season)
Asst. Defensive Line Coach	Cole Maxwell (3rd Season)
Asst. Quarterbacks Coach	Lindsey Scott Jr. (1st Season)
Defensive Asst. (DBs)	Collin Shank (1st Season)
Offensive Asst. (WRs)	Xavier White (1st Season)
Asst. Inside Linebackers Coach	Taylor Young (2nd Season)
Sr. Assoc. S&C Coach	Aaron Hall (4th Season)
Assoc. S&C Coach	Brandyn Musgrave (4th Season)
Asst. S&C Coach	Dalton Elliott (1st Season)
Asst. S&C Coach	Brandon Stevenson (1st Season)
Coord. of FB Performance/Analytics	Josh Haverfield (4th Season)
Director of Football Nutrition	Gentry Hicks (3rd Season)
Assistant Football Dietitian	Carly Ponder (1st Season)
Director of Scouting	Sean Kenney (4th Season)
Director of Player Personnel	Brian Nance (4th Season)
Assoc. Dir. of Scouting	Wesley Harwell (2nd Season)
Dir. of Recruiting Operations	Kate Eberhardt (5th Season)
Dir. of Admin and Operations	Preslee Quisenberry (4th Season)
Assistant A.D./Equipment Operations	Zane Perry (26th Season)
Head Football Equipment Manager	Cayman Ancell (9th Season)
Asst. Equipment Manager	Roger Lira (10th Season)
Asst. Equipment Manager	Austin Nettles (3rd Season)
Director of Football Video	Eric Gerald (10th Season)
Video Coordinator	Jacob Chavarria (4th Season)
Asst. Video Coordinator	Ren Brown (2nd Season)
On-Campus Recruiting Coord.	Katie Meade (1st Season)



### JOSH COCHRAN

Running Game Coord./Tight Ends Coach  
4th Season at Tech  
Game Day Location: Pressbox

**Career Breakdown:** Cochran shifted over to coach the tight ends under Joey McGuire after spending the previous two seasons as the co-offensive coordinator and offensive line coach at Austin Peay. Cochran, who was named in July 2022 to Dave Campbell's Texas Football "40 under 40" coaches list, is a one-time THSCA member as he began his career in the prep ranks at Lindale High School in East Texas.



### JUSTIN JOHNSON

Asst. HC/Passing Game Coord./WR Coach  
3rd Season at Tech  
Game Day Location: Sideline

**Career Breakdown:** Johnson, nicknamed "Coach Juice" throughout his career, arrived in Lubbock after a three-year stint at Baylor. Johnson oversaw the running backs room at both Baylor and then Houston, his alma mater, in 2019, but returns to coaching wide receivers with the Red Raiders. He previously was the wide receivers coach at Kansas in 2018, the same position he starred at during his own four-year career at Houston.



### CLAY MCGUIRE

Offensive Line Coach  
2nd Season at Tech  
Game Day Location: Sideline

**Career Breakdown:** McGuire (no relation to Joey McGuire) returned to his alma mater following two seasons as the offensive line coach at Washington State, his second stint with the Cougars after serving in a similar capacity for six years under Mike Leach from 2012-17. Texas Tech stalwart tackle Caleb Rogers was the first Red Raider to hear his name called in the 2025 NFL Draft as the Las Vegas Raiders took him 98th overall in the third round.



### GARRET MCGUIRE

Running Backs Coach  
1st Season at Tech  
Game Day Location: Pressbox


**Career Breakdown:** This season will mark McGuire's fifth year at either the collegiate or professional level and first overseeing the running backs position. He was previously the wide receivers coach at Nebraska (2023-24) after starting his career with the Carolina Panthers as a coaching assistant in 2021.



### C.J. AH YOU

Outside Linebackers Coach  
4th Season at Tech  
Game Day Location: Sideline

**Career Breakdown:** Ah You mentored Tyree Wilson to first team All-America honors during his debut season on the Red Raider staff as Texas Tech, behind Wilson the Red Raiders ranked in the top 20 nationally for tackles for loss. His hiring marked his return to the Big 12 where he previously starred at Oklahoma (2005-06) before enjoying a six-year NFL career with the St. Louis Rams.



### ZARNELL FITCH

Defensive Line Coach  
4th Season at Tech  
Game Day Location: Sideline


**Career Breakdown:** Fitch, another one-time Texas High School Coaches Association member, is no stranger to the Big 12 as he previously served in a similar role at TCU prior to his arrival in Lubbock. Fitch has mentored 13 players who have earned All-Big 12 honors during his career, a list that features Texas Tech's Tony Bradford Jr. and Jaylon Hutchings, who were one of only three FBS duos to record at least 30 pressures each in 2022.



### ROB GREENE

Safeties Coach  
1st Season at Tech  
Game Day Location: Pressbox

**Career Breakdown:** Greene arrived to Texas Tech following two seasons at Tulane where the Green Wave combined for 20 wins and played for two American Athletic Conference titles. This is Greene's third stint working alongside defensive coordinator Shiel Wood as the two were previously on staff together at Wofford in 2017 and Tulane in 2023.



### DARCEL MCBATH

Cornerbacks Coach  
1st Season at Tech  
Game Day Location: Sideline

**Career Breakdown:** One of the top defensive backs in Tech history, McBath enters his first season (second overall) with the Red Raiders as their cornerbacks coach after being promoted from analyst during the 2024 season. A longtime assistant under the last Mike Leach, McBath returns to his alma mater following four seasons at Mississippi State (2020-23) and two additional years in a similar capacity at Washington State (2018-19).

## TEXAS TECH SPORTS MEDICINE

Associate A.D./Head Athletic Trainer	Michael Ramirez (9th Season)
Associate Athletic Trainer	Dillon Barron (1st Season)
Assistant Athletic Trainer	Steven Lapso (5th Season)
Assistant Athletic Trainer	Erika Dean (3rd Season)
Assistant Athletic Trainer	Addison Tower (1st Season)
Sr. Assoc. AD/S-A Health & Wellness	Grant Stovall (13th Season)
Medical Director/Head Orthopedic Surgeon	Dr. Kevin Crawford (20th Season)
Head Team Physician	Dr. Michael Phy (19th Season)
Asst. AD/Psychological Health & Perform.	Dr. Weston Durham (2nd Season)



## THE HOME OF TEXAS TECH FOOTBALL



## SOUTH END ZONE & WOMBLE FOOTBALL CENTER

■ Texas Tech moved into the South End Zone and Dustin R. Womble Football Center in 2024, which features more than 340,000 combined square feet of space with a blend of world-class modern design and technology elements with Spanish Renaissance architecture well known on the Texas Tech campus. The \$242 million project marks the largest contiguous football facility in the country, connecting the south end zone building to the Womble Football Center and the Sports Performance Center, which opened in 2017 as Texas Tech's indoor football practice facility and indoor track and field venue.

■ Joey McGuire and his staff's offices are on the second floor of the south end zone building, giving them a stunning view overlooking Cody Campbell Field at Jones AT&T Stadium. The office location places McGuire and his staff steps from each position room and the skybridge connected to the Womble Football Center where offensive and defensive breakout rooms are located as well as a team meeting space and a state-of-the-art walkthrough area on the second level.

■ The Womble Football Center is a two-story building that maintains its football strength and conditioning, sports medicine and equipment areas on the main level as part of the new layout. The Red Raiders' main locker room is located in the Womble Football Center, which includes space for 120-plus athletes and modern primary designs from Hollman that are fully ventilated and contain USB charging ports and DreamSeat technology for every player.

■ The second floor of the Womble Football Center features a revolutionary 4,500-plus square foot multi-purpose walkthrough area designed for large-scale indoor team strategy implementation, instruction and technique evaluation only a few steps from the team meeting space and position rooms. The space boasts a 25-by-20 yard turf surface in front of a 70-foot wide by 10.5-foot high LED screen that will be the largest in both college football and the NFL for walkthrough areas. The LED screen will allow Texas Tech's coaches to simulate an opponent's formation and scheme, giving the Red Raiders real-time feedback through the advanced technology during game preparations.


■ Texas Tech now boasts a 15,000-square-foot, two-level weight room, one of the largest in college football. The weight room area is located in the southwest corner of the Womble Football Center, giving the Red Raiders direct access into the Sports Performance Center and the outdoor practice fields.

■ The entire facility significantly upgraded the amenities provided to the Red Raiders on a daily basis, notably with a two-story players' lounge, the "Uncommon Man" barber shop, a state-of-the-art hydrotherapy recovery suite and a primary 12,000-square-foot locker room located in the Womble Football Center.

■ The Red Raiders enter Jones AT&T Stadium each gameday through the Gary Petersen Field Club, a 12,000-square-foot premium space that is among the first of its kind in college football. It is one of several new premium areas as Texas Tech has added 17 new luxury suites to go along with 500 club and loge box seats and two spacious party decks.

■ The opening of the South End Zone Building to Jones AT&T Stadium officially closed The Campaign for Fearless Champions, one of the most-successful fundraising initiatives in university history that raised more than \$500 million to transform Texas Tech's athletic facilities across every sport, while also pouring resources into the student-athlete experience through scholarship endowments and the creation of the J.T. and Margaret Talkington Office of Student-Athlete Development.

■ In addition to the large-scale construction, Texas Tech also enhanced its gameday experience as part of the project, adding nine LED displays through Daktronics as well as a state-of-the-art sound system by Clair Audio, a national leader in large venue audio production. The added LED displays include the main videoboard on the north end of the stadium, expanding it to 37-feet high by 136-feet wide in size with 10-millimeter pixel spacing for excellent image clarity and contrast. Texas Tech also constructed two new video displays atop its south end zone measuring 28-feet high by 48-feet wide, featuring content zoning abilities that are already a staple of the north end zone videoboard. All three new videoboards feature 10mm pixel pitch, providing every fan in the 60,000-plus seat stadium with the highest resolution display in college football.



## JONES AT&T STADIUM STADIUM QUICK FACTS

First Game	Nov. 29, 1947
Result	Tech 14, Hardin Simmons 6
All-Time Stadium Record	282-155-6
First Game on Artificial Turf	Sept. 12, 1970
Result	Tech 21, Tulane 14
Capacity	60,229
Surface (Year of Instillation)	Hellas Matrix Helix (2023)
Luxury Suites	102
Club Seats	1,644
Winning Seasons	62

## LARGEST CROWDS IN HISTORY

Attend	Game	Season
61,836	Tech vs. Oklahoma State	2013
61,283	Tech vs. TCU	2015
60,997	Tech vs. Texas State	2013
60,975	Tech vs. Texas	2022
60,961	Tech vs. Texas	2014
60,901	Tech vs. Oklahoma State	2017
60,879	Tech vs. Texas	2012
60,803	Tech vs. Texas	2016
60,800	Tech vs. Oklahoma	2012
60,778	Tech vs. Central Arkansas	2014
60,705	Tech vs. Baylor	2022
60,478	Tech vs. Oklahoma	2016
60,454	Tech vs. Oklahoma	2018
60,454	Tech vs. Texas	2018
60,454	Tech vs. Texas	2010
60,454	Tech vs. Oklahoma State	2010
60,277	Tech vs. Arkansas	2014
60,229	Tech vs. Arkansas-Pine Bluff	2025
60,229	Tech vs. Abilene Christian	2024
60,229	Tech vs. Cincinnati	2024
60,229	Tech vs. Baylor	2024
60,229	Tech vs. Colorado	2024
60,097	Tech vs. Stephen F. Austin	2016
60,073	Tech vs. Sam Houston State	2015
59,260	Tech vs. Iowa State	2011
59,014	Tech vs. Oklahoma	2014
58,955	Tech vs. New Mexico	2012
58,795	Tech vs. Arizona State	2024



INDIVIDUAL HONORS | 2025 PRESEASON



<b>DAVID BAILEY, #31, OLB, SENIOR</b>
Preseason All-Big 12 Football Team
Panini Senior Bowl Top 300
Lombardi Award Watch List
Bednarik Award Watch List
PFF Preseason All-Big 12 Team
Bruce Feldman's College Football Freaks List (No. 43)
Shrine Bowl 1000
Preseason DCTF All-Texas College second team
Preseason Phil Steele All-Big 12 first team
Preseason Athlon All-Big 12 first team
Lott IMPACT Trophy Watch List
<b>DONTAE BALFOUR, #20, DB, SENIOR</b>
Shrine Bowl 1000
<b>UPTON BELLENFANT, #27, K, JUNIOR</b>
Lou Groza Award Watch List
Preseason Athlon All-Big 12 fourth team
<b>AMIER BOYD, #27, DB, JUNIOR</b>
Shrine Bowl 1000
<b>TERRANCE CARTER #7, JR., TE, JUNIOR</b>
Shrine Bowl 1000
Preseason Athlon All-Big 12 fourth team
<b>DAVION CARTER, #56, OL, SUPER SENIOR</b>
Bruce Feldman's College Football Freaks List (No. 88)
Shrine Bowl 1000
Preseason Phil Steele All-Big 12 second team
Preseason Athlon All-Big 12 third team
<b>CALEB DOUGLAS, #5, WR, SENIOR</b>
Earl Campbell Tyler Rose Award Watch List
Panini Senior Bowl Top 300
Biletnikoff Award Watch List
Shrine Bowl 1000
Preseason DCTF All-Texas College first team
Preseason DCTF Best Wide Receiver in Texas
Preseason Phil Steele Big 12 second team
Preseason Athlon Big 12 second team

<b>COY EAKIN, #3, WR, JUNIOR</b>
Earl Campbell Tyler Rose Award Watch List
Shrine Bowl 1000
Preseason DCTF All-Texas College second team
<b>CHARLES ESTERS III, #11, OLB, SENIOR</b>
Shrine Bowl 1000
<b>SKYLER GILL-HOWARD, #0, DL, SENIOR</b>
Shrine Bowl 1000
Preseason Phil Steele All-Big 12 third team
<b>ROMELLO HEIGHT, #9, OLB, SENIOR</b>
Panini Senior Bowl Top 300
Shrine Bowl 1000
<b>A.J. HOLMES JR., #33, DL, JUNIOR</b>
Shrine Bowl 1000
<b>LEE HUNTER, #2, DL, SENIOR</b>
Preseason All-Big 12 Football Team
Panini Senior Bowl Top 300
Bednarik Award Watch List
PFF Preseason All-Big 12 Team
Bronko Nagurski Trophy Watch List
Outland Trophy Watch List
Shrine Bowl 1000
Preseason DCTF All-Texas College first team
Preseason Phil Steele All-America fourth team
Preseason Phil Steele All-Big 12 first team
Preseason Athlon All-Big 12 first team
<b>WILL JADOS, #76, OL, SENIOR</b>
Shrine Bowl 1000
<b>QUINTEN JOYNER, #0, RB, SOPHOMORE</b>
Doak Walker Award Watch List
Shrine Bowl 1000
Preseason Phil Steele All-Big 12 third team
Preseason Athlon All-Big 12 third team
<b>JOHNCARLOS MILLER II, #9, TE, SENIOR</b>
Shrine Bowl 1000

<b>BEHREN MORTON, #2, QB, SENIOR</b>
Earl Campbell Tyler Rose Award Watch List
Panini Senior Bowl Top 300
Johnny Unitas Golden Arm Award Watch List
Manning Award Watch List
Davey O'Brien Watch List
Wuerffel Trophy Watch List
Maxwell Award Watch List
Shrine Bowl 1000
Allstate AFCA Good Works Team Nominee
<b>BRICE POLLOCK, #14, DB, JUNIOR</b>
Shrine Bowl 1000
Preseason Phil Steele All-Big 12 second team
Preseason Athlon All-Big 12 second team
<b>BEN ROBERTS, #13, LB, JUNIOR</b>
Shrine Bowl 1000
<b>JACOB RODRIGUEZ, #10, LB, SENIOR</b>
Big 12 Preseason Defensive Player of the Year
Preseason All-Big 12 Football Team
Lombardi Award Watch List
Bednarik Award Watch List
Butkus Award Watch List
Bronko Nagurski Trophy Watch List
Shrine Bowl 1000
Preseason DCTF All-Texas College first team
Preseason Phil Steele All-America second team
Preseason Phil Steele All-Big 12 first team
Preseason Athlon All-America fourth team
Preseason Athlon All-Big 12 first team
<b>HOWARD SAMPSON, #79, OL, JUNIOR</b>
Bruce Feldman's College Football Freaks List (No. 80)
Shrine Bowl 1000
Preseason DCTF All-Texas College first team
Preseason Phil Steele All-Big 12 first team
Preseason Athlon All-Big 12 second team
<b>REGGIE VIRGIL, #1, WR, SENIOR</b>
Panini Senior Bowl Top 300
Biletnikoff Award Watch List
Shrine Bowl 1000
Preseason Phil Steele All-Big 12 third team
Preseason Athlon All-Big 12 third team
<b>J'KOBY WILLIAMS, #20, RB, SOPHOMORE</b>
Preseason Phil Steele All-Big 12 fourth team
Preseason Athlon All-Big 12 third team
<b>SHERIDAN WILSON, #76, OL, JUNIOR</b>
Rimington Trophy Watch List
Shrine Bowl 1000
<b>COLE WISNIEWSKI, #5, DB, SENIOR</b>
Comeback Player of the Year Award Watch List
Shrine Bowl 1000
Preseason DCTF All-Texas College second team
Preseason Phil Steele All-Big 12 second team
Preseason Athlon All-Big 12 second team
<b>HUNTER ZAMBRANO, #57, OL, SENIOR</b>
Shrine Bowl 1000
Preseason DCTF All-Texas College second team



TEXAS TECH WEEK TWO DEPTH CHART

OFFENSE

QB	2	Behren Morton	6-2	210	Sr.-3L
	15	Will Hammond	6-2	210	Fr.-RS
	12	Mitch Griffis	6-0	195	Sr.-TR

RB	8	Cameron Dickey	5-10	215	So.-1L
	-or- 20	J'Koby Williams	5-10	185	So.-1L
	23	Adam Hill	6-1	230	Fr.-RS

TE	9	JohnCarlos Miller II	6-5	240	Sr.-1L
	-or- 7	Terrance Carter Jr.	6-2	245	Jr.-TR
	89	Jason Llewellyn	6-5	255	Jr.-1L

X	1	Reggie Virgil	6-3	190	Sr.-TR
	14	Micah Hudson	6-0	200	So.-1L
	17	Leyton Stone	6-3	200	Fr.-HS
	11	Tyson Turner	6-2	215	Fr.-RS

SLOT	3	Coy Eakin	6-2	210	Jr.-2L
	18	Roy Alexander	5-11	200	Sr.-TR
	-or- 6	Kelby Valsin	6-1	195	So.-1L
	13	Price Morgan	5-11	190	Jr.-RS

Z	5	Caleb Douglas	6-4	205	Sr.-1L
	4	T.J. West	6-1	195	So.-SQ
	85	Bryson Jones	6-3	190	Fr.-HS

LT	79	Howard Sampson	6-8	340	Jr.-TR
	65	D'Anthis Upshaw Jr.	6-5	305	Fr.-RS

LG	76	Will Jados	6-7	305	Sr.-TR
	71	Vinny Sciury	6-4	295	Sr.-RS

C	72	Sheridan Wilson	6-5	300	Jr.-1L
	56	Davion Carter	6-0	295	Sr.-1L
	50	Patrick McMath	6-4	285	Fr.-HS

RG	56	Davion Carter	6-0	295	Sr.-1L
	74	Daniel Sill	6-5	310	So.-SQ
	61	Connor Carty	6-4	290	Fr.-HS

RT	70	Jacob Ponton	6-8	305	Fr.-RS
	57	Hunter Zambrano	6-5	310	Sr.-TR

SPECIAL TEAMS

P	41	Jack Burgess	6-3	210	Sr.-1L
	37	Ian Hershey	5-11	190	Jr.-TR

K	27	Upton Bellenfant	6-1	190	Jr.-TR
	-or- 48	Stone Harrington	6-3	200	Jr.-1L
	37	Ian Hershey	5-11	190	Jr.-TR

LS	47	Rylan Vagana	6-0	215	Fr.-RS
	89	Jason Llewellyn	6-5	255	Jr.-1L
	19	Haydon Wiginton	5-11	190	Sr.-1L

KO	48	Stone Harrington	6-3	200	Jr.-1L
----	----	------------------	-----	-----	--------

H	41	Jack Burgess	6-3	210	Sr.-1L
	2	Behren Morton	6-2	210	Sr.-3L
	19	Haydon Wiginton	5-11	190	Sr.-1L

DEFENSE

END	31	David Bailey	6-3	250	Sr.-TR
	11	Charles Esters III	6-3	270	Sr.-2L
	94	Braylon Rigsby	6-2	275	So.-1L

NG	2	Lee Hunter	6-4	330	Sr.-TR
	51	Jayden Cofield	6-2	330	So.-1L
	8	E'Maurion Banks	6-5	300	Sr.-2L

DT	0	Skyler Gill-Howard	6-1	290	Sr.-TR
	33	A.J. Holmes Jr.	6-3	300	Jr.-TR
	8	E'Maurion Banks	6-5	300	Sr.-2L

DOG	9	Romello Height	6-3	240	Sr.-TR
	18	Terrell Tilmon	6-5	240	Sr.-2L
	32	Cheta Ofili	6-4	240	Fr.-RS

MIKE	13	Ben Roberts	6-3	240	Jr.-2L
	3	Bryce Ramirez	6-2	235	Sr.-3L
	45	Brock Golwas	6-1	235	Fr.-HS

WILL	10	Jacob Rodriguez	6-1	235	Sr.-2L
	6	John Curry	6-2	235	So.-1L
	40	Wesley Smith	5-10	220	Jr.-2L
	34	Trent Low	6-1	220	Sr.-2L

STAR	6	John Curry	6-2	235	So.-1L
	1	A.J. McCarty	6-0	195	Sr.-1L

CB	14	Brice Pollock	6-0	195	Jr.-TR
	20	Dontae Balfour	6-1	185	Sr.-TR
	23	Tarrion Grant	6-2	190	So.-TR

SS	7	Brenden Jordan	6-0	205	Jr.-2L
	15	Oliver Miles III	6-2	190	Fr.-RS
	17	Peyton Morgan	6-0	180	Fr.-RS

FS	5	Cole Wisniewski	6-4	220	Sr.-TR
	24	Malik Esquerra	6-3	205	Fr.-RS
	39	Luke Dillingham	6-1	205	Sr.-SQ

CB	27	Amier Boyd	6-2	190	Jr.-TR
	-or- 4	Maurion Horn	5-11	190	Jr.-2L
	16	Ashton Hampton	6-0	170	Fr.-RS

KR	14	Micah Hudson	6-0	200	So.-1L
	20	J'Koby Williams	5-10	185	So.-1L
	21	Tristian Gentry	6-0	180	Fr.-HS

PR	18	Roy Alexander	5-11	200	Sr.-TR
	20	J'Koby Williams	5-10	185	So.-1L
	21	Tristian Gentry	6-0	180	Fr.-HS
	13	Price Morgan	5-11	190	Jr.-RS

WEEKLY AVAILABILITY REPORT

Beginning with the 2025-26 season, the Big 12 Conference will publicly provide player availability reports for all Conference games in football, men's basketball, and women's basketball. Approved by all member institutions, the policy will include updates in the days leading up to each game, as well as a final report 90 minutes prior to kickoff.

Big 12 football programs will be required to submit daily reports beginning three days before each game. All reports will be housed exclusively at Big12Sports.com. For football, student-athletes must be designated as available, probable, questionable, doubtful, or out.

Texas Tech will continue to provide a weekly availability report during its non-conference slate with an update on Wednesday evening (similar to the Big 12 policy) and then 90 minutes to kickoff on Saturday. Once the Red Raiders reach Big 12 play, Texas Tech will begin providing updates according to the conference's reporting schedule.

OUT FOR THE SEASON

Name	Class	Pos.
Miquel Dingle Jr.	So.	S
Quinten Joyner	So.	RB
Dylan Singleton	Fr.	DL

OUT FOR KENT STATE

Name	Class	Pos.
Ren Brown	Fr.	OL
Cash Cleveland	So.	OL
Ellis Davis	R-Fr.	OL
Charles Esters III	Sr.	OLB
Holton Hendrix	R-Fr.	OL
Justin Horne	So.	LB
Lloyd Jones III	Fr.	QB
Chapman Lewis	Jr.	S
Deante Lindsay	Fr.	CB
Kasen Long	R-Fr.	DL

DOUBTFUL FOR KENT STATE

Name	Class	Pos.
--		

QUESTIONABLE FOR KENT STATE

Name	Class	Pos.
Dontae Balfour	Sr.	CB
Tarrion Grant	So.	CB
Chris Lemons	So.	LB
Behren Morton	Sr.	QB
Marcus Ramon-Edwards	So.	S

PROBABLE FOR KENT STATE

Name	Class	Pos.
Chief Collins	Sr.	S
Macho Stevenson	So.	CB

OFFENSIVE DEPTH CHART: NOTES

<div>LEFT TACKLE</div> <div>79 HOWARD SAMPSON Jr.   6-8   340</div> <div><ul style="list-style-type: none"><li>A transfer from North Carolina dubbed by ESPN as the No. 2-ranked OT in the transfer portal, where he played one season, starting all 12 games at left tackle. Sampson's favorite movie of all time is Ratatouille because, as he says, "that lil rat has some power." Soccer is his second-favorite sport.</li></ul></div> <div>65 D'ANTHIS UPSHAW R-Fr.   6-5   305</div> <div><ul style="list-style-type: none"><li>Did not see any playing time in 2024 as he was primarily a member of the scout team. Attended Irving HS in the DFW metroplex, where he starred on both the offensive and defensive lines.</li></ul></div>	<div>LEFT GUARD</div> <div>76 WILL JADOS Sr.   6-7   305</div> <div><ul style="list-style-type: none"><li>Arrives to Lubbock via Miami (Ohio) where he was the starter at left tackle the past three seasons. During that time, Jados only allowed nine sacks in 1,124 pass-blocking opportunities. His high school, Westerville Central, celebrated its first graduating class in 2006.</li></ul></div> <div>71 VINNY SCIURY R-Sr.   6-4   295</div> <div><ul style="list-style-type: none"><li>Appeared in only two games in first year at Tech in 2024, both starts, before suffering a season-ending injury at Washington State (9/7). Was Texas Tech's starter at left guard up until that point. Had not previously used a redshirt.</li></ul></div>	<div>CENTER</div> <div>72 SHERIDAN WILSON Jr.   6-5   300</div> <div><ul style="list-style-type: none"><li>His father, Jon Wilson, was a four-year starter (DL) for Auburn from 1988-91 under Hall of Fame Coach and AD, Pat Dye, who Auburn named its field after in 2005. "Sheri" as he's referred to by his teammates, started all 13 games last season at center.</li></ul></div> <div>56 DAVION CARTER S-Sr.   6-0   295</div> <div><ul style="list-style-type: none"><li>Started 12 of 13 games at right guard last season in his first season with Tech. This offseason, Carter bench pressed 425 lbs and squatted 655 lbs. According to PFF, he was Tech's second-highest graded o-lineman. From Pearl, Miss.; a member of Pearl's 2017 6A state championship team.</li></ul></div>	<div>RIGHT GUARD</div> <div>56 DAVION CARTER S-Sr.   6-0   295</div> <div><ul style="list-style-type: none"><li>Started 12 of 13 games at right guard last season in his first season with Tech. This offseason, Carter bench pressed 425 lbs and squatted 655 lbs. According to PFF, he was Tech's second-highest graded o-lineman. From Pearl, Miss.; a member of Pearl's 2017 6A state championship team.</li></ul></div> <div>74 DANIEL SILL So.   6-5   310</div> <div><ul style="list-style-type: none"><li>Made his collegiate debut in the 2024 season-opener versus Abilene Christian. Attended high school at A&amp;M Consolidated and was listed No. 58 among OTs in the country by ESPN. He chose Texas Tech over Baylor, Rice, Stanford, Utah, and Washington State.</li></ul></div>	<div>RIGHT TACKLE</div> <div>70 JACOB PONTON R-Fr.   6-8   305</div> <div><ul style="list-style-type: none"><li>Made his first career start in the 2024 Liberty Bowl and became the first TTU true freshman offensive lineman to make a start since Caleb Rogers (2020). Was considered a 4-star prospect by On3 and listed as the nation's No. 15 OT prospect. Owned the weight room this offseason, going from 280 to 305.</li></ul></div> <div>57 HUNTER ZAMBRANO S-Sr.   6-5   310</div> <div><ul style="list-style-type: none"><li>Started his career in 2020 at Illinois State (FCS), playing in 30 games with 26 starts before redshirting in 2024. Born and raised in Fort Lauderdale, Fla., Zambrano is an avid fisherman and says he's one of the best ping pong players on the team.</li></ul></div>
<div>WIDE RECEIVER (Slot)</div> <div>3 COY EAKIN Jr.   6-2   210</div> <div><ul style="list-style-type: none"><li>Played in all 13 games, making 12 starts in 2024, ranking third on the team after catching 49 passes for 652 yards and a team-leading 7 TDs. Switched to the No. 3 jersey this season, which is reserved for the player who best represents the standards of "The Brand" on both sides of the ball.</li></ul></div> <div>18 ROY ALEXANDER Sr.   5-11   200</div> <div><ul style="list-style-type: none"><li>Spent only the 2024 season at Incarnate Word after playing at Albany over the course of the 2021-23 seasons. Among the best receivers at the FCS level after catching 100 passes for 1,108 yards and 13 TDs. His 100 catches set the UIW single-season record by 13.</li></ul></div>	<div>WIDE RECEIVER (Y)</div> <div>1 REGGIE VIRGIL Sr.   6-3   190</div> <div><ul style="list-style-type: none"><li>A transfer from Miami (Ohio), Virgil is a true fourth-year senior having played in 36 games the past three seasons. Coming off a breakout year with the Redhawks, where he caught 41 passes for 816 yards and 9 TDs. Considers himself one of the best bowlers on the team.</li></ul></div> <div>14 MICAH HUDSON So.   6-0   200</div> <div><ul style="list-style-type: none"><li>Appeared in eight games with one start (Washington State) as he battled injuries throughout the season. Caught 8 passes for 123 yards overall with a reception in five different games.</li></ul></div>	<div>WIDE RECEIVER (Z)</div> <div>5 CALEB DOUGLAS Sr.   6-4   205</div> <div><ul style="list-style-type: none"><li>Coming off a breakout year in his first season with Texas Tech. Finished as Tech's second-leading receiver after catching 60 passes for 877 yards and 6 TDs - easily the highest single-season numbers of his career. His father, Cedric, played quarterback at both Vanderbilt and Texas Southern.</li></ul></div> <div>4 T.J. WEST So.   6-1   195</div> <div><ul style="list-style-type: none"><li>Primarily a scout team member that saw action in two games last season against UNT (9/14) and the AutoZone Liberty Bowl (12/27). Houston native and attended Humble HS. Closed his senior season with 41 receptions for 685 yards and 8 TDs.</li></ul></div>	<div>TIGHT END</div> <div>9 JOHNCARLOS MILLER II Sr.   6-5   240</div> <div><ul style="list-style-type: none"><li>Returns to Tech for his 2nd season after catching 10 passes for 122 yards and three touchdowns (1 of 5 Red Raiders with three or more TDs).</li></ul></div> <div>7 TERRANCE CARTER JR. Jr.   6-2   245</div> <div><ul style="list-style-type: none"><li>Coming off a 2024 season in which he earned All-Sun Belt first team honors with Louisiana, where he played his first three seasons. A receiver trapped in a tight end's body, "TC" as his teammates call him, enjoys trail riding when he's not playing football. Snagged a career single-game high 2 TDs vs UABP.</li></ul></div>	
<div>QUARTERBACK</div> <div>2 BEHREN MORTON Sr.   6-2   210</div> <div><ul style="list-style-type: none"><li>Enters his final season as a Red Raider already ranked sixth in the Texas Tech record book for career completions (574), seventh for career touchdown passes (49), ninth for career pass attempts (931), and 10th for career passing yards (6,209). Will have the opportunity this season to become the fourth Red Raider in program history to throw for 10,000 career passing yards, joining a prestigious list that includes Graham Harrell (15,793), Kliff Kingsbury (12,429), and Patrick Mahomes II (11,252). The Red Raiders boast a 14-4 record since the start of the 2023 season in games Morton starts and finishes, which includes a 9-3 mark at home. Became the first Red Raider quarterback to start all 12 regular-season games last season since Mahomes II's final year in 2016. Completed 63.3 percent of his passes on the season (295-of-466), throwing for 3,335 passing yards and 27 touchdowns to only 8 interceptions. He owns six donkies on his farm back home named Blondie, Joseph, Lefty, Mark, Mary, and Pancho.</li></ul></div> <div>15 WILL HAMMOND R-Fr.   6-2   210</div> <div><ul style="list-style-type: none"><li>Made his first career start at the 2024 Liberty Bowl with high-leverage experience being thrust into the Red Raiders' Oct. 26 contest at TCU, playing the entirety of the second half due to an injury suffered by Behren Morton late in the second quarter. Also saw time in two other games last season that Texas Tech won by large margins (UNT/WVU). Was a consensus four-star prospect by the likes of Rivals, 247Sports, ESPN, and On3 - ranked as high as No. 13 nationally among quarterbacks by both Rivals and On3, as well as 14th by 247Sports and 15th by ESPN. Named one of 10 finalists for the Mr. Texas Football High School Player of the Year Award presented by Dave Campbell's Texas Football. Was the state's leading passer as a senior after completing 61.3 percent of his passes for 3,901 yards and 35 touchdowns, while rushing for an additional 1,077 yards and 19 touchdowns.</li></ul></div>		<div>RUNNING BACK</div> <div>8 CAMERON DICKEY So.   5-10   215</div> <div><ul style="list-style-type: none"><li>"Cam" was one of three Texas Tech true freshmen in 2024 to not redshirt and play more than the maximum four games to retain one. Appeared in 12 of 13 games, splitting backup duties behind Tahj Brooks for most of the season with fellow true freshman running back J'Koby Williams. Touted as one of the most prolific athletes in Austin ISD history, out of Crockett High School. Played both ways throughout a four-year varsity career, while also serving as punter. On offense, he primarily played quarterback, combining for 2,963 passing yards and 33 touchdowns, while also rushing for 4,065 yards and 61 touchdowns over his four seasons. Helped lead his high school to its first playoff win in 26 years during his senior season. In his first career start in the 2025 season opener vs UABP, Dickey rushed for a career-high 90 yards on 13 carries with one touchdown, leading a group of Red Raiders that rushed for a team total 294 yards.</li></ul></div> <div>20 J'KOBY WILLIAMS So.   5-10   185</div> <div><ul style="list-style-type: none"><li>Joined his counterpart Cameron Dickey as one of three true freshmen to not redshirt as he appeared in 10 games, making one start, which came in the Autzone Liberty Bowl. In that bowl game, Williams gained 123 yards on 15 carries, including one touchdown (54-yard run) and added four catches for 32 yards. Williams was recognized as the Offensive Player of the Game (visiting team) for the AutoZone Liberty Bowl. Despite coming from a 2A high school, Williams was tabbed a four-star prospect by On3, ranking 27th nationally among running backs and at No. 55 among prospects from the state of Texas. Chose Texas Tech over the likes of Baylor, Houston, LSU, Michigan, SMU, TCU, Texas, and UCF, and others.</li></ul></div>		





DEFENSIVE DEPTH CHART: NOTES

TACKLE

0 SKYLER GILL-HOWARD  
Sr. | 6-1 | 290

• Started his career at D-II Upper Iowa in 2021 before transferring to NIU (FCS) the following season. A stellar junior season saw him post 76 tackles (41 solo), including 11.5 TFLs and 5.5 sacks. Gil-Howard is 1 of 2 players on the team from Wisconsin. Owns a hairless sphynx cat named "Loco."

33 A.J. HOLMES JR.  
Jr. | 6-3 | 300

• Arrives to Lubbock with some familiarity on defense after playing under new defensive coordinator Shiel Wood in 2024, where he started all 12 games at DT. Coming off a single-season career highs in tackles (40) and TFLs (8.5). The "A" in A.J. stands for Anthony.

NOSE

2 LEE HUNTER  
Sr. | 6-4 | 330

• Began his career at Auburn (2021) before going to UCF when Guz Malzahn accepted the Knights' job. Rated by ESPN as the No. 2-ranked DT in the transfer portal and named the top returning interior defensive lineman in the Big 12 by PFF. Nickname is "The Fridge" and enjoys trash talking/trolling.

51 JAYDEN COFIELD  
So. | 6-2 | 330

• Appeared in all 13 games in 2024, recording two starts - at Washington State (9/7) and the Liberty Bowl (12/27). Enters this season having put on an extra 20 lbs during the offseason.

END

31 DAVID BAILEY  
Sr. | 6-3 | 250

• Among the most disruptive edge players in college football with 22.5 tackles for loss and 14.5 sacks during his three seasons at Stanford. Ranked as the highest-rated returning edge player by PFF with a 90.9 grade last season. Does not wear gloves because he wants to feel as tight as possible when playing.

11 CHARLES ESTERS III  
Sr. | 6-3 | 270

• After missing the first four games last year, Esters III became a regular starter at OLB, playing in all nine games the rest of the way. Capped off the year recording 18 tackles (five solo), including 2 TFLs and half a sack. He goes by the nickname "Chuck."

DOG

9 ROMELLO HEIGHT  
Sr. | 6-3 | 240

• Appeared in all 12 games in his only season with Georgia Tech last season - Auburn (2020-21), USC (2022-23). Ranked as the No. 2 OLB in the transfer portal by ESPN. Height, who is from Dublin, Ga., opened his season in 2024 playing in Dublin, Ireland as GT defeated Florida State, 24-21.

18 TERRELL TILMON  
Sr. | 6-5 | 240

• Ended the 2024 season at the AutoZone Liberty Bowl with his first career start in his 39th career game. Emerged late in 2024 as a top pass rusher. Entering third season at Tech after first two years at Oregon.

WILL

10 JACOB RODRIGUEZ  
Sr. | 6-1 | 235

• Tabbed the 2025 Big 12 Preseason Defensive Player of the Year. Rodriguez was 1 of 7 players on the team to start all 13 games last year, leading the team with 127 tackles (77 solo), 10.5 TFLs, and 5 sacks. Preseason Lombardi, Bednarik, Butkus, and Bronko Nagurski watch list honoree entering 2025.

6 JOHN CURRY  
So. | 6-2 | 235

• Born in Lubbock to Red Raider parents Ryan and Jolee Luce. Ryan was on the football and track teams (1999-01) while his mother was a standout WBB player under Marsha Sharp (2000-04). Started his career at 195 lbs, then moved up to 225 lbs in his second season, and enters his 3rd year at 235 lbs.

MIKE

13 BEN ROBERTS  
Jr. | 6-3 | 240

• Followed up his freshman All-American season by starting all 13 games in 2024, being 1 of 5 players on defense to do so. Ranked 2nd behind Jacob Rodriguez in tackles with 83 (38 solo), including 4.5 TFLs.

3 BRYCE RAMIREZ  
S-Sr. | 6-2 | 235

• 2025 marks the second-straight season Ramirez is a team captain. Limited to only seven games in 2024 after missing the final six contests due to a complication from his previous 2022 injury. Recorded 4 tackles including 1st career sack vs UAPB.

STAR

6 JOHN CURRY  
So. | 6-2 | 235

1 A.J. MCCARTY  
Sr. | 6-0 | 195

• Appeared in all 13 games, making 11 starts in 2024. Recorded 32 tackles on the season (20 solo), including 6.5 TFLs and a shared sack. He ranked second on the team in tackles for loss, trailing only linebacker Jacob Rodriguez (10.5). The "A" in A.J. stands for Adonis.

CORNERBACK

27 AMIER BOYD  
Jr. | 6-2 | 190

• Spent the first three seasons of his career at UTEP (2022-24), seeing action in 20 games with five career starts. Four of those came in 2024, where he played in nine games with 16 tackles, 1 TFL, 2 INTs, 3 pass breakups, 1 FF, and 1 FR. Favorite childhood memory is going to Disney World with his grandpa.

4 MAURION HORN  
Jr. | 5-11 | 190

• Was 1 of 2 defensive backs last season to start in all 13 games and 1 of 7 on both sides of the ball to do so. Finished fourth on the team with 56 total tackles (31 solo), including 3 TFLs. A consensus 4-star recruit by 247Sports, Rivals and ESPN, Texas Tech was his first offer.

STRONG SAFETY

7 BRENDEN JORDAN  
Jr. | 6-0 | 205

• Appeared in all 13 games in 2024, making two starts - at Iowa State and the Autozone Liberty Bowl. Ranked sixth on the team with 36 tackles (18 solo) to go along with three pass breakups in the secondary.

15 OLIVER MILES III  
R-Fr. | 6-2 | 190

• Utilized his redshirt in 2024, closing out the season by making an appearance in the AutoZone Liberty Bowl. Four-sport athlete at El Campo, starring in baseball, basketball, and track and field. His 2023 triple jump of 50'-10" would've scored 5th at Big 12s that year and 6th this year.

FREE SAFETY

5 COLE WISNIEWSKI  
Sr. | 6-4 | 220

• Arrived at Texas Tech following five years at FCS powerhouse North Dakota State with two national championships during that span (2021, 2024). Missed the entire '24 season with a foot injury he suffered during summer workouts. Lettered on the high school cheer team one year for being the mascot.

24 MALIK ESQUERRA  
R-Fr. | 6-3 | 205

• Utilized his redshirt in 2024 before appearing in the final two games of the season against West Virginia (11/30) and the AutoZone Liberty Bowl. Towards the final month of the year, Esquerra made himself onto the two-deep, listed as C.J. Baskerville's backup.

CORNERBACK

14 BRICE POLLACK  
Jr. | 6-0 | 195

• Began his collegiate career at Mississippi State (2023-24), where he appeared in 11 games (3 starts) as a true freshman before starting all 12 games at corner last season. Previously was recruited by and played for Texas Tech cornerbacks coach Darcel McBath. Says that his favorite movie of all time is Cars 3.

20 DONTAE BALFOUR  
Sr. | 6-1 | 185

• Spent his first two seasons (2021-22) of collegiate career at North Carolina and the next two at Charlotte (2023-24). Started at cornerback in all 12 games in 2024, serving as a game captain in six of those. Grew up in Starke, Fla., which is about 45 minutes SW of Jacksonville. His favorite cornerback growing up was Jalen Ramsey.

NUMERICAL ROSTER

NO	PLAYER	POS	HT	WT	YR-EX	HOMETOWN (HIGH SCHOOL)
0	Skyler Gill-Howard	DL	6-1	290	Sr-TR	Milwaukee, Wis. (Greenfield)
0	Quinten Joyner	RB	5-11	215	So-TR	Austin, Texas (Manor)
1	A.J. McCarty	S	6-0	195	Sr-1L	Brownwood, Texas (Brownwood)
1	Reggie Virgil	WR	6-3	190	Sr-TR	Apopka, Fla. (Mount Dora Christian Academy)
2	Lee Hunter	DL	6-4	330	Sr-TR	Mobile, Ala. (Blount)
2	Behren Morton	QB	6-2	210	Sr-3L	Eastland, Texas (Eastland)
3	Coy Eakin	WR	6-2	210	Jr-2L	Stephenville, Texas (Stephenville)
3	Bryce Ramirez*	LB	6-2	235	Sr-3L	Missouri City, Texas (George Ranch)
4	Maurion Horn	CB	5-11	190	Jr-2L	Broken Arrow, Okla. (Broken Arrow)
4	T.J. West	WR	6-1	195	So-SQ	Houston, Texas (Humble)
5	Caleb Douglas	WR	6-4	205	Sr-1L	Missouri City, Texas (Hightower)
5	Cole Wisniewski	S	6-4	220	Sr-TR	Sparta, Wis. (Sparta)
6	John Curry	LB	6-2	235	So-1L	Lubbock, Texas (Coronado)
6	Kelby Valsin	WR	6-1	195	So-1L	Arlington, Texas (Bowie)
7	Terrance Carter Jr.	TE	6-2	245	Jr-TR	Killeen, Texas (Harker Heights)
7	Brenden Jordan	S	6-0	205	Jr-2L	Mansfield, Texas (Mansfield)
8	E'Maurion Banks	DL	6-5	300	Sr-2L	Wichita Falls, Texas (Rider)
8	Cameron Dickey	RB	5-10	215	So-1L	Austin, Texas (Crockett)
9	Romello Height	OLB	6-3	240	Sr-TR	Dublin, Ga. (Dublin)
9	Johncarlos Miller II	TE	6-5	240	Sr-1L	Greensboro, N.C. (Dudley)
10	Lloyd Jones III	QB	6-4	215	Fr-HS	Hitchcock, Texas (Hitchcock)
10	Jacob Rodriguez	LB	6-1	235	Sr-2L	Wichita Falls, Texas (Rider)
11	Charles Esters III	OLB	6-3	270	Sr-2L	Cedar Hill, Texas (Cedar Hill)
11	Tyson Turner	WR	6-2	215	Fr-RS	Bryan, Texas (Bryan)
12	Mitch Griffis	QB	6-0	195	Sr-TR	Ashburn, Va. (Broad Run)
12	Macho Stevenson	CB	6-1	190	So-1L	Shreveport, La. (Captain Shreve)
13	Price Morgan	WR	5-11	190	Jr-RS	Round Rock, Texas (Pflugerville Weiss)
13	Ben Roberts	LB	6-3	240	Jr-2L	Haslet, Texas (Eaton)
14	Micah Hudson	WR	6-0	200	So-1L	Temple, Texas (Lake Belton)
14	Brice Pollock	CB	6-0	195	Jr-TR	Snellville, Ga. (Shiloh)
15	Will Hammond	QB	6-2	210	Fr-RS	Austin, Texas (Hutto)
15	Oliver Miles III	S	6-2	190	Fr-RS	El Campo, Texas (El Campo)
16	Ashton Hampton	CB	6-0	170	Fr-RS	Pearland, Texas (Pearland)
16	Holden Phillips	QB	6-1	210	Fr-HS	Lubbock, Texas (Frenship)
17	Peyton Morgan	S	6-0	180	Fr-RS	Round Rock, Texas (Pflugerville Weiss)
17	Leyton Stone	WR	6-3	200	Fr-HS	Lubbock, Texas (Frenship)
18	Roy Alexander	WR	5-11	200	Sr-TR	Fort Myers, Fla. (Riverdale)
18	Terrell Tilmon	OLB	6-5	240	Sr-2L	Arlington, Texas (Mansfield Timberview)
19	Quintaelyn Joyner	S	6-0	200	Fr-HS	Austin, Texas (Bastrop)
19	Haydon Wiginton	WR	5-11	190	Sr-1L	Midlothian, Texas (Heritage)
20	Dontae Balfour	CB	6-1	185	Sr-TR	Starke, Fla. (Bradford)
20	J'Koby Williams	RB	5-10	185	So-1L	Beckville, Texas (Beckville)
21	Miquel Dingle Jr.	S	6-2	225	So-1L	Charleston, S.C. (Byrnes)
21	Tristian Gentry	WR	6-0	180	Fr-HS	Stephenville, Texas (Stephenville)
22	Marcus Ramon-Edwards	S	6-3	225	So-SQ	Lubbock, Texas (Trinity)
23	Tarrion Grant	CB	6-2	190	So-TR	Sumter, S.C. (Siegel)
23	Adam Hill	RB	6-1	230	Fr-RS	Albany, Texas (Albany)
24	Malik Esquerra	S	6-3	205	Fr-RS	Killeen, Texas (Shoemaker)
25	Chapman Lewis	S	6-1	185	Jr-2L	Burleson, Texas (Burleson Centennial)
26	Deante Lindsay	CB	6-1	185	Fr-HS	Ada, Okla. (Ada)
27	Upton Bellenfant	K	6-1	190	Jr-TR	Murfreesboro, Tenn. (Stewarts Creek)
27	Amier Boyd	CB	6-2	190	Jr-TR	Phoenix, Ariz. (Mountain Pointe)
28	Braylan McDonald	S	6-0	195	Fr-HS	Terrell, Texas (Lancaster)
29	Chief Collins	S	6-0	200	Sr-2L	Lucas, Texas (Lovejoy)
30	Mikal Harrison-Pilot	S	6-0	215	So-SQ	Temple, Texas (Temple)
31	David Bailey	OLB	6-3	250	Sr-TR	Irvine, Calif. (Mater Dei)
32	Cheta Ofili	OLB	6-4	240	Fr-RS	Rowlett, Texas (Sachse)
33	A.J. Holmes Jr.	DL	6-3	300	Jr-TR	Houston, Texas (Westfield)
34	Trent Low*	LB	6-1	220	Sr-2L	Midland, Texas (Midland Lee)
35	Gage Elder	LB	5-11	220	Sr-1L	Rockwall, Texas (Rockwall)
35	Michael Henderson III	RB	5-9	175	Fr-HS	Dallas, Texas (Wylie East)
36	Justin Horne	LB	6-0	225	So-1L	New Orleans, La. (John Curtis Christian)

NUMERICAL ROSTER

NO	PLAYER	POS	HT	WT	YR-EX	HOMETOWN (HIGH SCHOOL)
37	Ian Hershey	P/K	5-11	190	Jr-TR	Pocatello, Idaho (Highland)
39	Luke Dillingham	S	6-1	205	Sr-SQ	Brock, Texas (Brock)
40	Wesley Smith	LB	5-10	220	Jr-2L	Midland, Texas (Legacy)
41	Jack Burgess	P	6-3	210	Sr-1L	Bacchus Marsh, Victoria, Australia (St. Patrick's College)
43	Chris Lemons	LB	6-2	220	So-SQ	Prosper, Texas (Prosper)
45	Brock Golwas	LB	6-1	235	Fr-HS	Flower Mound, Texas (Marcus)
47	Rylan Vagana	LS	6-0	215	Fr-RS	Huntington Beach, Calif. (Mater Dei)
48	Stone Harrington	K	6-3	200	Jr-1L	Colleyville, Texas (Colleyville Heritage)
50	Patrick McMath	OL	6-4	285	Fr-HS	Katy, Texas (Katy)
50	Eddy Smith	OLB	6-6	275	Fr-RS	Pearland, Texas (Pearland Dawson)
51	Jayden Cofield	DL	6-2	330	So-1L	Austin, Texas (Manor)
52	Cash Cleveland	OL	6-2	305	So-TR	Rockwall, Texas (IMG Academy)
53	Holton Hendrix	OL	6-4	295	Fr-RS	Lubbock, Texas (Lubbock Cooper)
56	Davion Carter*	OL	6-0	295	Sr-1L	Pearl, Miss. (Pearl)
57	Hunter Zambrano	OL	6-5	310	Sr-TR	Weston, Fla. (University)
58	Tanner Allen	DL	6-3	280	Jr-SQ	Bryan, Texas (Bryan)
61	Connor Carty	OL	6-4	290	Fr-HS	Prosper, Texas (Prosper)
64	Jurrien Loftin	OL	6-5	300	Jr-SQ	Aledo, Texas (Aledo)
65	D'Anthis Upshaw Jr.	OL	6-5	305	Fr-RS	Irving, Texas (Irving)
66	Jackson Hildebrand	OL	6-2	295	Fr-RS	San Antonio, Texas (Alamo Heights)
68	Ren Brown	OL	6-4	305	Fr-HS	Stanton, Neb. (Stanton)
70	Jacob Ponton	OL	6-8	305	Fr-RS	Dripping Springs, Texas (Dripping Springs)
71	Vinny Sciuery*	OL	6-4	295	Sr-RS	Massillon, Ohio (Perry)
72	Sheridan Wilson	OL	6-5	300	Jr-1L	Argyle, Texas (Argyle)
73	Danilo Guberinich	OL	6-5	285	Fr-HS	Ann Arbor, Mich. (Detroit Catholic Central)
74	Daniel Sill	OL	6-5	310	So-SQ	College Station, Texas (A&M Consolidated)
75	Garin Maley	OL	6-5	275	Fr-HS	La Vista, Neb. (Papillion-La Vista)
76	Will Jados	OL	6-7	305	Sr-TR	Westerville, Ohio (Westerville Central)
77	Elias Gillen	OL	6-6	300	Fr-HS	Rapid City, S.D. (Stevens)
78	Ellis Davis	OL	6-7	300	Fr-RS	Prosper, Texas (Prosper)
79	Howard Sampson	OL	6-8	340	Jr-TR	Houston, Texas (Humble)
80	Kai Powell	WR	5-11	180	So-TR	Spring, Texas (Klein)
83	Jack Esparza	TE	6-4	245	Jr-SQ	Austin, Texas (St. Michael's Catholic)
84	Michael Dever	WR	6-1	195	Fr-HS	Lubbock, Texas (Lubbock Cooper)
85	Bryson Jones	WR	6-3	190	Fr-HS	Frisco, Texas (Lone Star)
85	Dylan Spencer	OLB	6-5	250	So-1L	Orange, Texas (C.E. King)
86	Sean Robinson	TE	6-5	215	Fr-HS	Greenbrae, Calif. (Cibola Steele)
87	Preztynn Harrison	WR	6-5	210	Fr-HS	Mineral Wells, Texas (Mineral Wells)
88	Trey Jackson	TE	6-5	240	Fr-RS	Dallas, Texas (South Oak Cliff)
88	Amier Washington	DL	6-2	270	So-1L	Orange, Texas (Little Cypress-Mauriceville)
89	Jason Llewellyn	TE	6-5	255	Jr-1L	Aledo, Texas (Aledo)
90	Ansel Nedore	OLB	6-3	270	So-1L	Round Rock, Texas (Round Rock)
92	Kasen Long	DL	6-5	270	Fr-RS	Shallowater, Texas (Shallowater)
93	Dylan Singleton	DL	6-5	290	Fr-HS	New Iberia, La. (Loreauville)
94	Braylon Rigsby	OLB	6-2	275	So-1L	Woodville, Texas (Woodville)
96	Keyshawn Williams	DL	6-3	325	Fr-RS	Houston, Texas (Dekaney)
97	Charles Anderson Jr.	OLB	6-6	280	Fr-RS	Houston, Texas (Pearland Dawson)

PHONETIC ROSTER visit the [TexasTech.com football roster page](#) for audio pronunciations powered by The Name Engine



•2 Behren Morton - <i>BARE-en</i>	•19 Haydon Wiginton - <i>HAY-dun, WIG-in-tun</i>	•56 Davion Carter - <i>DAY-vee-on</i>
•3 Coy Eakin - <i>AY-kin</i>	•19 Quintaelyn Joyner - <i>kwin-TAY-lin</i>	•64 Jurrien Lofton - <i>JER-ee-in</i>
•4 Maurion Horn - <i>MAR-ee-ahn</i>	•21 Miquel Dingle Jr. - <i>MY-kell, DING-gull</i>	•65 D'Anthis Upshaw Jr. - <i>dee-ANN-thiss</i>
•5 Cole Wisniewski - <i>wiss-NESS-kee</i>	•23 Tarrion Grant - <i>tuh-RON</i>	•70 Jacob Ponton - <i>PONT-in</i>
•6 Kelby Valsin - <i>VAL-sin</i>	•24 Malik Esquerra - <i>muh-LEEK, eh-SCARE-uh</i>	•71 Vinny Scuiry - <i>SKIR-ee</i>
•8 E'Maurion Banks - <i>ee-MAR-ee-on</i>	•30 Mikal Harrison-Pilot - <i>mih-KALE</i>	•73 Danilo Guberinich - <i>dan-EE-low, goo-ber-IN-itch</i>
•10 Jacob Rodriguez - <i>rod-REE-gez</i>	•32 Cheta Ofili - <i>CHET-uh, oh-FEE-lee</i>	•76 Will Jados - <i>JAY-doce</i>
•11 Charles Esters III - <i>ESS-sters</i>	•36 Justin Horne - <i>HORN</i>	•83 Jack Esparza - <i>eh-SPAR-zuh</i>
•12 Mitch Griffis - <i>GRIFF-iss</i>	•41 Jack Burgess - <i>BER-jess</i>	•89 Jason Llewellyn - <i>loo-ELL-in</i>
•14 Brice Pollock - <i>PDE-lock</i>	•45 Brock Golwas - <i>GOLE-wahss</i>	•90 Ansel Nedore - <i>nuh-DORE-ee</i>
•18 Terrell Tilmon - <i>ter-ELL, TILL-min</i>	•47 Rylan Vagana - <i>RYE-len, vuh-GAH-nuh</i>	





ROSTER BREAKDOWN BY POSITION

QUARTERBACKS					
2	Behren Morton	6-2	210	Sr-3L	Eastland, Texas (Eastland)
10	Lloyd Jones III	6-4	215	Fr-HS	Hitchcock, Texas (Hitchcock)
12	Mitch Griffis	6-0	195	Sr-TR	Ashburn, Va. (Broad Run)
15	Will Hammond	6-2	210	Fr-RS	Austin, Texas (Hutto)
16	Holden Phillips	6-1	210	Fr-HS	Lubbock, Texas (Frenship)
RUNNING BACKS					
0	Quinten Joyner	5-11	215	So-TR	Austin, Texas (Manor)
8	Cameron Dickey	5-10	215	So-1L	Austin, Texas (Crockett)
20	J'Koby Williams	5-10	185	So-1L	Beckville, Texas (Beckville)
23	Adam Hill	6-1	230	Fr-RS	Albany, Texas (Albany)
35	Michael Henderson III	5-9	175	Fr-HS	Dallas, Texas (Wylie East)
TIGHT ENDS					
7	Terrance Carter Jr.	6-2	245	Jr-TR	Killeen, Texas (Harker Heights)
9	Johncarlos Miller II	6-5	240	Sr-1L	Greensboro, N.C. (Dudley)
83	Jack Esparza	6-4	245	Jr-SQ	Austin, Texas (St. Michael's Catholic)
86	Sean Robinson	6-5	215	Fr-HS	Greenbrae, Calif. (Cibolo Steele)
88	Trey Jackson	6-5	240	Fr-RS	Dallas, Texas (South Oak Cliff)
89	Jason Llewellyn	6-5	255	Jr-1L	Aledo, Texas (Aledo)
WIDE RECEIVERS					
1	Reggie Virgil	6-3	190	Sr-TR	Apopka, Fla. (Mount Dora Christian Academy)
3	Coy Eakin	6-2	210	Jr-2L	Stephenville, Texas (Stephenville)
4	TJ West	6-1	195	So-SQ	Houston, Texas (Humble)
5	Caleb Douglas	6-4	205	Sr-1L	Missouri City, Texas (Hightower)
6	Kelby Valsin	6-1	195	So-1L	Arlington, Texas (Bowie)
11	Tyson Turner	6-2	215	Fr-RS	Bryan, Texas (Bryan)
13	Price Morgan	5-11	190	Jr-RS	Round Rock, Texas (Pflugerville Weiss)
14	Micah Hudson	6-0	200	So-1L	Temple, Texas (Lake Belton)
17	Leyton Stone	6-3	200	Fr-HS	Lubbock, Texas (Frenship)
18	Roy Alexander	5-11	200	Sr-TR	Fort Myers, Fla. (Riverdale)
19	Haydon Wiginton	5-11	190	Sr-1L	Midlothian, Texas (Heritage)
21	Tristian Gentry	6-0	180	Fr-HS	Stephenville, Texas (Stephenville)
80	Kai Powell	5-11	180	So-TR	Spring, Texas (Klein)
84	Michael Dever	6-1	195	Fr-HS	Lubbock, Texas (Lubbock Cooper)
85	Bryson Jones	6-3	190	Fr-HS	Frisco, Texas (Lone Star)
87	Preztynn Harrison	6-5	210	Fr-HS	Mineral Wells, Texas (Mineral Wells)
OFFENSIVE LINE					
50	Patrick McMath	6-4	285	Fr-HS	Katy, Texas (Katy)
52	Cash Cleveland	6-2	305	So-TR	Rockwall, Texas (IMG Academy)
53	Holton Hendrix	6-4	295	Fr-RS	Lubbock, Texas (Lubbock Cooper)
56	Davion Carter^	6-0	295	Sr-1L	Pearl, Miss. (Pearl)
57	Hunter Zambrano	6-5	310	Sr-TR	Weston, Fla. (University)
61	Connor Carty	6-4	290	Fr-HS	Prosper, Texas (Prosper)
64	Jurrien Loftin	6-5	300	Jr-SQ	Aledo, Texas (Aledo)
65	D'Anthis Upshaw Jr.	6-5	305	Fr-RS	Irving, Texas (Irving)
66	Jackson Hildebrand	6-2	295	Fr-RS	San Antonio, Texas (Alamo Heights)
68	Ren Brown	6-4	305	Fr-HS	Stanton, Neb. (Stanton)
70	Jacob Ponton	6-8	305	Fr-RS	Dripping Springs, Texas (Dripping Springs)
71	Vinny Sciury^	6-4	295	Sr-RS	Massillon, Ohio (Perry)
72	Sheridan Wilson	6-5	300	Jr-1L	Argyle, Texas (Argyle)
73	Danilo Guberinich	6-5	285	Fr-HS	Ann Arbor, Mich. (Detroit Catholic Central)
74	Daniel Sill	6-5	310	So-SQ	College Station, Texas (A&M Consolidated)
75	Garin Maley	6-5	275	Fr-HS	La Vista, Neb. (Papillion-La Vista)
76	Will Jados	6-7	305	Sr-TR	Westerville, Ohio (Westerville Central)
77	Elias Gillen	6-6	300	Fr-HS	Rapid City, S.D. (Stevens)
78	Ellis Davis	6-7	300	Fr-RS	Prosper, Texas (Prosper)
79	Howard Sampson	6-8	340	Jr-TR	Houston, Texas (Humble)
SPECIALISTS					
27	Upton Bellenfant	6-1	190	Jr-TR	Murfreesboro, Tenn. (Stewarts Creek)
37	Ian Hershey	5-11	190	Jr-TR	Pocatello, Idaho (Highland)
41	Jack Burgess	6-3	210	Sr-1L	Bacchus Marsh, Victoria, Australia (St. Patrick's College)
47	Rylan Vagana	6-0	215	Fr-RS	Huntington Beach, Calif. (Mater Dei)
48	Stone Harrington	6-3	200	Jr-1L	Colleyville, Texas (Colleyville Heritage)

ALPHABETICAL

NAME	NO	POS
Oliver Miles III	15	DB
Alexander, Roy	18	WR
Allen, Tanner	58	DL
Anderson Jr., Charles	97	OLB
Bailey, David	31	OLB
Balfour, Dontae	20	CB
Banks, E'Maurion	8	DL
Bellenfant, Upton	27	K
Boyd, Amier	27	CB
Brown, Ren	68	OL
Burgess, Jack	41	P
Carter, Davion	56	OL
Carter Jr., Terrance	7	TE
Carty, Connor	61	OL
Cleveland, Cash	52	OL
Cofield, Jayden	51	DL
Collins, Chief	29	S
Curry, John	6	LB
Davis, Ellis	78	OL
Dever, Michael	84	WR
Dickey, Cameron	8	RB
Dillingham, Luke	39	S
Dingle Jr., Miquel	21	S
Douglas, Caleb	5	WR
Eakin, Coy	3	WR
Elder, Gage	35	LB
Esparza, Jack	83	TE
Esquerra, Malik	24	S
Esters III, Charles	11	OLB
Gentry, Tristian	21	WR
Gill-Howard, Skyler	0	DL
Gillen, Elias	77	OL
Golwas, Brock	45	LB
Grant, Tarrion	23	CB
Griffis, Mitch	12	QB
Guberinich, Danilo	73	OL
Hammond, Will	15	QB
Hampton, Ashton	16	CB
Harrington, Stone	48	K
Harrison, Preztynn	87	WR
Harrison-Pilot, Mikal	30	S
Height, Romello	9	OLB
Henderson III, Michael	35	RB
Hendrix, Holton	53	OL
Hershey, Ian	37	P/K
Hildebrand, Jackson	66	OL
Hill, Adam	23	RB
Holmes Jr., A.J.	33	DL
Horn, Maurion	4	CB
Horne, Justin	36	LB
Hudson, Micah	14	WR
Hunter, Lee	2	DL
Jackson, Trey	88	TE
Jados, Will	76	OL
Jones, Bryson	85	WR
Jones III, Lloyd	10	QB
Jordan, Brenden	7	S
Joyner, Quintaelyn	19	S
Joyner, Quinten	0	RB
Lemons, Chris	43	LB
Lewis, Chapman	25	S
Lindsay, Deante	26	CB



ALPHABETICAL

NAME	NO	POS
Llewellyn, Jason	89	TE
Loftin, Jurrien	64	OL
Long, Kasen	92	DL
Low, Trent	34	LB
Maley, Garin	75	OL
McCarty, A.J.	1	S
McDonald, Braylan	28	S
McMath, Patrick	50	OL
Miles III, Oliver	15	S
Miller II, JohnCarlos	9	TE
Morgan, Peyton	17	S
Morgan, Price	13	WR
Morton, Behren	2	QB
Nedore, Ansel	90	OLB
Ofili, Cheta	32	OLB
Phillips, Holden	16	QB
Pollock, Brice	14	CB
Ponton, Jacob	70	OL
Powell, Kai	80	WR
Ramirez, Bryce	3	LB
Ramon-Edwards, Marcus	22	S
Rigsby, Braylon	94	DL
Roberts, Ben	13	LB
Robinson, Sean	86	TE
Rodriguez, Jacob	10	LB
Sampson, Howard	79	OL
Sciury, Vinny	71	OL
Sill, Daniel	63	OL
Singleton, Dylan	93	DL
Smith, Eddy	50	OLB
Smith, Wesley	40	LB
Spencer, Dylan	85	OLB
Stevenson, Macho	12	CB
Stone, Leyton	17	WR
Tilmon, Terrell	18	OLB
Turner, Tyson	11	WR
Upshaw Jr., D'Anthis	65	OL
Vagana, Rylan	47	LS
Valsin, Kelby	6	WR
Virgil, Reggie	1	WR
Washington, Amier	88	DL
West, TJ	4	WR
Wiginton, Haydon	19	WR
Williams, J'Koby	20	RB
Williams, Keyshawn	96	DL
Wilson, Sheridan	72	OL
Wisniewski, Cole	5	S
Zambrano, Hunter	57	OL

ROSTER BREAKDOWN BY POSITION

DEFENSIVE LINE						
0	Skyler Gill-Howard	6-1	290	Sr-TR	Milwaukee, Wis. (Greenfield)	
2	Lee Hunter	6-4	330	Sr-TR	Mobile, Ala. (Blount)	
8	E'Maurion Banks	6-5	300	Sr-2L	Wichita Falls, Texas (Rider)	
33	A.J. Holmes Jr.	6-3	300	Jr-TR	Houston, Texas (Westfield)	
51	Jayden Cofield	6-2	330	So-1L	Austin, Texas (Manor)	
58	Tanner Allen	6-3	280	Jr-SQ	Bryan, Texas (Bryan)	
88	Amier Washington	6-2	270	So-1L	Orange, Texas (Little Cypress-Mauriceville)	
92	Kasen Long	6-5	270	Fr-RS	Shallowater, Texas (Shallowater)	
93	Dylan Singleton	6-5	290	Fr-HS	New Iberia, La. (Loreauville)	
96	Keyshawn Williams	6-3	325	Fr-RS	Houston, Texas (Dekaney)	
97	Charles Anderson Jr.	6-6	280	Fr-RS	Houston, Texas (Pearland Dawson)	

OUTSIDE LINEBACKERS						
9	Romello Height	6-3	240	Sr-TR	Dublin, Ga. (Dublin)	
11	Charles Esters III	6-3	270	Sr-2L	Cedar Hill, Texas (Cedar Hill)	
18	Terrell Tilmon	6-5	240	Sr-2L	Arlington, Texas (Mansfield Timberview)	
31	David Bailey	6-3	250	Sr-TR	Irvine, Calif. (Mater Dei)	
32	Cheta Ofili	6-4	240	Fr-RS	Rowlett, Texas (Sachse)	
50	Eddy Smith	6-6	275	Fr-RS	Pearland, Texas (Pearland Dawson)	
85	Dylan Spencer	6-5	250	So-1L	Orange, Texas (C.E. King)	
90	Ansel Nedore	6-3	270	So-1L	Round Rock, Texas (Round Rock)	
94	Braylon Rigsby	6-2	275	So-1L	Woodville, Texas (Woodville)	

INSIDE LINEBACKERS						
3	Bryce Ramirez^	6-2	235	Sr-3L	Missouri City, Texas (George Ranch)	
6	John Curry	6-2	235	So-1L	Lubbock, Texas (Coronado)	
10	Jacob Rodriguez	6-1	235	Sr-2L	Wichita Falls, Texas (Rider)	
13	Ben Roberts	6-3	240	Jr-2L	Haslet, Texas (Eaton)	
34	Trent Low^	6-1	220	Sr-2L	Midland, Texas (Midland Lee)	
35	Gage Elder	5-11	220	Sr-1L	Rockwall, Texas (Rockwall)	
36	Justin Horne	6-0	225	So-1L	New Orleans, La. (John Curtis Christian)	
40	Wesley Smith	5-10	220	Jr-2L	Midland, Texas (Legacy)	
43	Chris Lemons	6-2	220	So-SQ	Prosper, Texas (Prosper)	
45	Brock Golwas	6-1	235	Fr-HS	Flower Mound, Texas (Marcus)	

SAFETIES						
1	A.J. McCarty	6-0	195	Sr-1L	Brownwood, Texas (Brownwood)	
5	Cole Wisniewski	6-4	220	Sr-TR	Sparta, Wis. (Sparta)	
7	Brenden Jordan	6-0	205	Jr-2L	Mansfield, Texas (Mansfield)	
15	Oliver Miles III	6-2	190	Fr-RS	El Campo, Texas (El Campo)	
17	Peyton Morgan	6-0	180	Fr-RS	Round Rock, Texas (Pflugerville Weiss)	
19	Quintaelyn Joyner	6-0	200	Fr-HS	Austin, Texas (Bastrop)	
21	Miquel Dingle Jr.	6-2	225	So-1L	Charleston, S.C. (Byrnes)	
22	Marcus Ramon-Edwards	6-3	225	So-SQ	Lubbock, Texas (Trinity Christian)	
24	Malik Esquerra	6-3	205	Fr-RS	Killeen, Texas (Shoemaker)	
25	Chapman Lewis	6-1	185	Jr-2L	Burleson, Texas (Burleson Centennial)	
28	Braylan McDonald	6-0	195	Fr-HS	Terrell, Texas (Lancaster)	
29	Chief Collins	6-0	200	Sr-2L	Lucas, Texas (Lovejoy)	
30	Mikal Harrison-Pilot	6-0	215	So-SQ	Temple, Texas (Temple)	
39	Luke Dillingham	6-1	205	Sr-SQ	Brock, Texas (Brock)	

CORNERBACKS						
4	Maurion Horn	5-11	190	Jr-2L	Broken Arrow, Okla. (Broken Arrow)	
12	Macho Stevenson	6-1	190	So-1L	Shreveport, La. (Captain Shreve)	
14	Brice Pollock	6-0	195	Jr-TR	Snellville, Ga. (Shiloh)	
16	Ashton Hampton	6-0	170	Fr-RS	Pearland, Texas (Pearland)	
20	Dontae Balfour	6-1	185	Sr-TR	Starke, Fla. (Bradford)	
23	Tarrion Grant	6-2	190	So-TR	Sumter, S.C. (Siegel)	
26	Deante Lindsay	6-1	185	Fr-HS	Ada, Okla. (Ada)	
27	Amier Boyd	6-2	190	Jr-TR	Phoenix, Ariz. (Mountain Pointe)	

ROSTER KEY  
^ represents Super Senior who is utilizing COVID season for final year of eligibility

## BIG 12 CONFERENCE STANDINGS

	CONF	PCT.	OVERALL	STK
Iowa State	1-0	1.000	2-0	W2
Kansas	0-0	1.000	2-0	W2
Arizona	0-0	1.000	1-0	W1
Arizona State	0-0	1.000	1-0	W1
BYU	0-0	1.000	1-0	W1
UCF	0-0	1.000	1-0	W1
Houston	0-0	1.000	1-0	W1
Oklahoma State	0-0	1.000	1-0	W1
Texas Tech	0-0	1.000	1-0	W1
Utah	0-0	1.000	1-0	W1
West Virginia	0-0	1.000	1-0	W1
TCU	0-0	.000	1-0	W1
Baylor	0-0	.000	0-1	L1
Cincinnati	0-0	.000	0-1	L1
Colorado	0-0	.000	0-1	L1
Kansas State	0-1	.500	1-1	W1

## BIG 12 UPCOMING SCHEDULE

## SATURDAY, SEPTEMBER 6

Kent State at Texas Tech (TNT/Max)	11 a.m.
Baylor at SMU (The CW)	11 a.m.
Iowa at Iowa State (FOX)	11 a.m.
Oklahoma State at Oregon (CBS)	2:30 p.m.
Kansas at Missouri (ESPN2)	2:30 p.m.
Delaware at Colorado (FOX)	2:30 p.m.
Bowling Green at Cincinnati (ESPN+)	2:30 p.m.
West Virginia at Ohio (ESPNU)	3 p.m.
Cal Poly at Utah (ESPN+)	5 p.m.
Army at Kansas State (ESPN)	6 p.m.
Houston at Rice (ESPN+)	6 p.m.
North Carolina A&T at UCF (ESPN+)	6 p.m.
Arizona State at Mississippi State (ESPN2)	6:30 p.m.
Weber State at Arizona (ESPN+)	9 p.m.
Stanford at BYU (ESPN)	9:15 p.m.

## FRIDAY, SEPTEMBER 12

Colorado at Houston (ESPN)	6:30 p.m.
Kansas State at Arizona (FOX)	8 p.m.

## SATURDAY, SEPTEMBER 13

Samford at Baylor (ESPN+)	11 a.m.
Oregon State at Texas Tech (FOX)	2:30 p.m.
Northwestern State at Cincinnati (ESPN+)	2:30 p.m.
Pittsburgh at West Virginia (ESPN)	2:30 p.m.
Iowa State at Arkansas State (ESPN2)	3 p.m.
Abilene Christian at TCU (ESPN+)	7 p.m.
Utah at Wyoming (CBS Sports Network)	7 p.m.
Texas State at Arizona State (TNT/Max)	9:30 p.m.

## FRIDAY, SEPTEMBER 19

Tulsa at Oklahoma State (ESPN)	6 p.m.
--------------------------------	--------

## SATURDAY, SEPTEMBER 20

North Carolina at UCF	TBA
BYU at East Carolina	TBA
SMU at TCU	TBA
West Virginia at Kansas	TBA
Arizona State at Baylor	TBA
Wyoming at Colorado	TBA
Texas Tech at Utah	TBA

## 2025 OPPONENT SCHEDULES/RESULTS



## Arkansas at Pine Bluff

0-1, 0-0 SWAC  
Aug. 30 • 6:30 p.m.  
Lubbock, Texas

Date	Opponent	Time/Result
Aug. 30	at Texas Tech	L, 67-7
Sept. 6	at Central Arkansas	6 p.m.
Sept. 13	Lincoln (CA)	6 p.m.
--	OPEN DATE	--
Sept. 27	vs. Alcorn State	6 p.m.
Oct. 4	at Texas Southern	6 p.m.
Oct. 11	Westgate Christian	2 p.m.
Oct. 18	Grambling State	2 p.m.
Oct. 25	at Bethune-Cookman	2 p.m.
Nov. 1	Southern	2 p.m.
Nov. 8	Florida A&M	2 p.m.
Nov. 15	at Prairie View A&M	2 p.m.
Nov. 22	at Alabama State	TBA



## UTAH UTES

1-0, 0-0 Big 12  
Sept. 20 • TBD  
Salt Lake City, UT

Date	Opponent	Time/Result
Aug. 30	at UCLA	W, 43-10
Sept. 6	Cal Poly	5 p.m.
Sept. 13	at Wyoming	7 p.m.
Sept. 20	Texas Tech	TBA
Sept. 27	at West Virginia	TBA
--	OPEN DATE	--
Oct. 11	Arizona State	TBA
Oct. 18	at BYU	TBA
Oct. 25	Colorado	TBA
Nov. 1	Cincinnati	TBA
--	OPEN DATE	--
Nov. 15	at Baylor	TBA
Nov. 22	Kansas State	TBA
Nov. 28	at Kansas	11 a.m.



## ARIZONA ST SUN DEVILS

1-0, 0-0 Big 12  
Oct. 18 • TBD  
Tempe, Ariz.

Date	Opponent	Time/Result
Aug. 30	Northern Arizona	W, 38-19
Sept. 6	at Mississippi State	6:30 p.m.
Sept. 13	Texas State	9:30 p.m.
Sept. 20	at Baylor	TBA
Sept. 26	TCU	8 p.m.
--	OPEN DATE	--
Oct. 11	at Utah	TBA
Oct. 18	Texas Tech	TBA
Oct. 25	Houston	TBA
Nov. 1	at Iowa State	TBA
--	OPEN DATE	--
Nov. 15	West Virginia	TBA
Nov. 22	at Colorado	TBA
Nov. 28	Arizona	TBA



## BYU COUGARS

1-0, 0-0 Big 12  
Nov. 9 • TBD  
Lubbock, Texas

Date	Opponent	Time/Result
Aug. 30	Portland State	W, 69-0
Sept. 6	Stanford	9:15 p.m.
Sept. 20	at East Carolina	TBA
Sept. 27	at Colorado	9:15 p.m.
Oct. 3	West Virginia	9:30 p.m.
--	OPEN DATE	--
Oct. 11	at Arizona	TBA
Oct. 18	Utah	TBA
Oct. 25	at Iowa State	TBA
--	OPEN DATE	--
Nov. 8	at Texas Tech	TBA
Nov. 15	TCU	TBA
Nov. 22	at Cincinnati	TBA
Nov. 29	UCF	TBA



## KENT STATE

1-0, 0-0 MAC  
Sept. 6 • 11:00 a.m.  
Lubbock, Texas

Date	Opponent	Time/Result
Aug. 30	Merrimack College	W, 21-17
Sept. 6	at Texas Tech	11 a.m.
Sept. 13	Buffalo	12 p.m.
Sept. 20	at Florida State	TBA
--	OPEN DATE	--
Oct. 4	at Oklahoma	TBA
Oct. 11	Massachusetts	TBA
Oct. 18	at Toledo	TBA
Oct. 25	Bowling Green	TBA
--	OPEN DATE	--
Nov. 5	at Ball State	TBA
Nov. 11	at Akron	7:30 p.m.
Nov. 29	Central Michigan	7 p.m.
Nov. 28	at Northern Illinois	TBA



## HOUSTON COUGARS

1-0, 0-0 Big 12  
Oct. 4 • TBD  
Houston, Texas

Date	Opponent	Time/Result
Aug. 28	Stephen F. Austin	W, 27-0
Sept. 6	at Rice	6 p.m.
Sept. 12	Colorado	6:30 p.m.
--	OPEN DATE	--
Sept. 26	at Oregon State	9:30 p.m.
Oct. 4	Texas Tech	TBA
Oct. 11	at Oklahoma State	TBA
Oct. 18	Arizona	TBA
Oct. 25	at Arizona State	TBA
Nov. 1	West Virginia	TBA
Nov. 7	at UCF	TBA
--	OPEN DATE	--
Nov. 22	TCU	TBA
Nov. 29	at Baylor	TBA



## OKLAHOMA ST COWBOYS

1-0, 0-0 Big 12  
Oct. 25 • TBD  
Lubbock, Texas

Date	Opponent	Time/Result
Aug. 28	UT Martin	W, 27-7
Sept. 6	at Oregon	2:30 p.m.
--	OPEN DATE	--
Sept. 19	Tulsa	6 p.m.
Sept. 27	Baylor	TBA
Oct. 4	at Arizona	TBA
Oct. 11	Houston	TBA
Oct. 18	Cincinnati	TBA
Oct. 25	at Texas Tech	TBA
Nov. 1	at Kansas	TBA
--	OPEN DATE	--
Nov. 15	Kansas State	TBA
Nov. 22	at UCF	TBA
Nov. 29	Iowa State	TBA



## UCF KNIGHTS

1-0, 0-0 Big 12  
Nov. 15 • TBD  
Lubbock, Texas

Date	Opponent	Time/Result
Aug. 28	Jacksonville State	W, 17-10
Sept. 6	North Carolina A&T	6 p.m.
--	OPEN DATE	--
Sept. 20	North Carolina	TBA
Sept. 27	at Kansas State	TBA
Oct. 4	Kansas	TBA
Oct. 11	Cincinnati	TBA
Oct. 18	West Virginia	TBA
--	OPEN DATE	--
Nov. 1	at Baylor	TBA
Nov. 7	Houston	TBA
Nov. 15	at Texas Tech	TBA
Nov. 22	Oklahoma State	TBA
Nov. 29	at BYU	TBA



## OREGON STATE

0-1, 0-0 PAC 12  
Sept. 13 • 2:30 p.m.  
Lubbock, Texas

Date	Opponent	Time/Result
Aug. 30	Cal	L, 34-15
Sept. 6	Fresno State	2:30 p.m.
Sept. 13	at Texas Tech	2:30 p.m.
Sept. 20	at Oregon	TBA
Sept. 26	Houston	9:30 p.m.
Oct. 4	at App State	TBA
Oct. 11	Wake Forest	2:30 p.m.
Oct. 18	Lafayette	9 p.m.
--	OPEN DATE	--
Nov. 1	Washington State	6:30 p.m.
Nov. 8	Sam Houston	9 p.m.
Nov. 15	at Tulsa	TBA
--	OPEN DATE	--
Nov. 29	at Washington State	5:30 p.m.



## KANSAS JAYHAWKS

2-0, 0-0 Big 12  
Oct. 11 • TBD  
Lubbock, Texas

Date	Opponent	Time/Result
Aug. 23	Fresno State	W, 46-7
Aug. 29	Wagner	W, 46-7
Sept. 6	at Missouri	2:30 p.m.
--	OPEN DATE	--
Sept. 20	West Virginia	TBA
Sept. 27	Cincinnati	TBA
Oct. 4	at UCF	TBA
Oct. 11	at Texas Tech	TBA
Oct. 25	Kansas State	TBA
Nov. 1	Oklahoma State	TBA
Nov. 8	at Arizona	TBA
--	OPEN DATE	--
Nov. 22	at Iowa State	TBA
Nov. 28	Utah	11 a.m.



## KANSAS STATE WILDCATS

1-1, 0-1 Big 12  
Nov. 1 • TBD  
Manhattan, Kan.

Date	Opponent	Time/Result
Aug. 23	vs. Iowa State	L, 24-21
Aug. 30	North Dakota	W, 38-35
Sept. 6	Army	6 p.m.
Sept. 12	at Arizona	8 p.m.
--	OPEN DATE	--
Sept. 27	UCF	TBA
Oct. 4	at Baylor	TBA
Oct. 11	TCU	TBA
--	OPEN DATE	--
Oct. 25	at Kansas	TBA
Nov. 1	at Texas Tech	TBA
Nov. 15	at Oklahoma State	TBA
Nov. 22	at Utah	TBA
Nov. 29	Colorado	TBA



## WEST VIRGINIA

1-0, 0-0 Big 12  
Nov. 29 • TBD  
Morgantown, W. Va.

Date	Opponent	Time/Result
Aug. 30	Robert Morris	W, 45-3
Sept. 6	at Ohio	3 p.m.
Sept. 13	Pittsburgh	2:30 p.m.
Sept. 20	at Kansas	TBA
Sept. 27	Utah	TBA
Oct. 3	at BYU	TBA
--	OPEN DATE	--
Oct. 18	at UCF	TBA
Oct. 25	TCU	TBA
Nov. 1	at Houston	TBA
Nov. 8	Colorado	TBA
Nov. 15	at Arizona State	TBA
--	OPEN DATE	--
Nov. 29	Texas Tech	TBA



NATIONAL RANKINGS

ASSOCIATED PRESS (Week 3, Sept. 2)

Team	Record	Points
1. Ohio State (55)	1-0	1636
2. Penn State (7)	1-0	1558
3. LSU (3)	1-0	1514
4. Georgia	1-0	1410
5. Miami	1-0	1360
6. Oregon (1)	1-0	1302
7. Texas	0-1	1293
8. Clemson	0-1	1135
9. Notre Dame	0-1	1068
10. South Carolina	1-0	882
11. Illinois	1-0	855
12. Arizona State	1-0	850
13. Florida	1-0	737
14. Florida State	1-0	705
15. Michigan	1-0	686
16. Iowa State	2-0	566
17. SMU	1-0	561
18. Oklahoma	1-0	519
19. Texas A&M	1-0	424
20. Ole Miss	1-0	393
21. Alabama	0-1	360
22. Tennessee	1-0	339
23. Indiana	1-0	257
24. Texas Tech	1-0	247
25. Utah	1-0	227

RECEIVING VOTES: BYU 102, Auburn 94, Georgia Tech 67, USC 64, Louisville 59, TCU 49, Missouri 42, South Florida 25, Tulane 18, Nebraska 13, Kansas State 7, UNLV 4, Liberty 4, James Madison 4, Duke 4, Navy 2, Virginia 2, Baylor 2, Memphis 2, Pittsburgh 2

USA TODAY AFCA COACHES POLL (Week 2, Sept. 2)

Team	Record	Points
1. Ohio State (59)	1-0	1666
2. Penn State (6)	1-0	1574
3. Georgia (1)	1-0	1518
4. LSU (1)	1-0	1469
5. Oregon	1-0	1381
6. Texas	0-1	1339
7. Miami	1-0	1304
8. Clemson	0-1	1067
9. Notre Dame	0-1	1038
10. Arizona State	1-0	957
11. South Carolina	1-0	915
12. Illinois	1-0	909
13. Michigan	1-0	725
14. Ole Miss	1-0	668
15. Florida	1-0	638
16. SMU	1-0	602
17. Tennessee	1-0	563
18. Iowa State	2-0	518
19. Florida State	1-0	491
20. Alabama	0-1	390
21. Indiana	1-0	369
22. Texas A&M	1-0	363
23. Texas Tech	1-0	253
24. Oklahoma	1-0	251
25. BYU	1-0	163

RECEIVING VOTES: Utah 117, Louisville 95, Missouri 88, Kansas State 79, Tulane 45, USC 41, Auburn 41, TCU 33, Iowa 23, Navy 17, Georgia Tech 17, Nebraska 13, Memphis 11, South Florida 9, Duke 5, Kansas 4, Washington 3, Vanderbilt 2, Florida International 1

TEXAS TECH IN THE RANKINGS | WEEK-BY-WEEK

Week	AP	Coaches	CFP
Preseason	23	24	--
Week 2	24	23	--
Week 3			
Week 4			
Week 5			
Week 6			
Week 7			
Week 8			
Week 9			
Week 10			
Week 11			
Week 12			
Week 13			
Week 14			
Week 15			
Week 16			

THE LAST TIME TEXAS TECH WAS...

Ranked in AP Poll	Aug. 11, 2025 (No. 23)
Ranked in Coaches' Poll	Preseason 2025 (No. 24)
RV in the AP Poll	Nov. 3, 2024
RV in Coaches' Poll	Nov. 3, 2024

MISCELLANEOUS RECORDS:

Highest Ranking (AP):	No. 2 (Nov. 2-16, 2008)
Highest Ranking (Coaches):	No. 2 (Nov. 9-16, 2008)
Highest Final Ranking (AP):	No. 11 (1938, 1973)
Highest Final Ranking (Coaches):	No. 11 (1973)
Consecutive Weeks Ranked (AP):	20 (2004-06)

COLLEGE FOOTBALL PLAYOFF RANKINGS

The selection committee will announce its first of six rankings on November 4. The committee members will convene in person on Mondays and Tuesdays, revealing their rankings each week on ESPN. The final selection committee rankings of the 2025 season will be released on Selection Day, Sunday, December 7. At that time, the committee will also announce the 12-team Playoff bracket pairings and game sites.

DATE	TIME
Tuesday, November 4	8-8:45 p.m. ET
Tuesday, November 11	7-8 p.m. ET
Tuesday, November 18	8:30-9 p.m. ET
Tuesday, November 25	7-8 p.m. ET
Tuesday, December 2	7-7:30 p.m. ET
Sunday, December 7	Noon - 3 p.m. ET

2025-26 CFP SCHEDULE	DATES
First Round ( <i>campus sites</i> )	Dec. 19/20
Quarterfinals ( <i>Cotton, Orange, Rose, Sugar</i> )	Dec. 31/Jan. 1
Semifinals ( <i>Fiesta, Peach</i> )	Jan. 8/9
National Championship ( <i>Miami, Fla.</i> )	Jan. 19

BIG 12 CONFERENCE 2024-27 SCHEDULING MATRIX

2024

Date	Opponent	Location
A31	Abilene Christian	Lubbock, TX
S7	at Washington State	Pullman, WA
S14	North Texas	Lubbock, TX
S21	Arizona State*	Lubbock, TX
S28	Cincinnati*	Lubbock, TX
O5	at Arizona*	Tuscon, AZ
O19	Baylor*	Lubbock, TX
O26	at TCU*	Fort Worth, TX
N2	at Iowa State*	Ames, IA
N9	Colorado*	Lubbock, TX
N23	at Oklahoma State*	Stillwater, OK
N30	West Virginia*	Lubbock, TX

\* = Big 12 game  
All future conference dates (2026-27) are TBD

2025

Date	Opponent	Location
A30	Arkansas at Pine Bluff	Lubbock, TX
S6	Kent State	Lubbock, TX
S13	Oregon State	Lubbock, TX
S20	at Utah*	Salt Lake City, UT
O4	at Houston*	Houston, TX
O11	Kansas*	Lubbock, TX
O18	at Arizona State*	Tempe, AZ
O25	Oklahoma State*	Lubbock, TX
N1	at Kansas State*	Manhattan, KS
N8	BYU*	Lubbock, TX
N15	UCF*	Lubbock, TX
N29	at West Virginia*	Morgantown, WV

2026

Date	Opponent	Location
S5	Abilene Christian	Lubbock, TX
S12	at Oregon State	Corvallis, OR
S26	Sam Houston	Lubbock, TX
	Arizona*	Lubbock, TX
	Arizona State*	Lubbock, TX
	Houston*	Lubbock, TX
	TCU*	Lubbock, TX
	West Virginia*	Lubbock, TX
	at Baylor*	Waco, TX
	at Cincinnati*	Cincinnati, OH
	at Colorado*	Boulder, CO
	at Oklahoma State*	Stillwater, TX

2027

Date	Opponent	Location
S4	Arkansas at Pine Bluff	Lubbock, TX
S11	at North Texas	Denton, TX
S18	N.C. State	Lubbock, TX
	Baylor*	Lubbock, TX
	Iowa State*	Lubbock, TX
	Kansas State*	Lubbock, TX
	Utah*	Lubbock, TX
	at BYU*	Provo, UT
	at Houston*	Houston, TX
	at Kansas*	Lawrence, KS
	at TCU*	Fort Worth, TX
	at UCF*	Orlando, FL



INDIVIDUAL | SINGLE-GAME CAREER HIGHS

PASSING

Name	Completions		Attempts	Yards	300-YD Passing Games (career)
	2025	Career			
#2 Behren Morton	16 (vs. UAPB)	39 ('22 at Oklahoma St.)	20 (vs. UAPB)	62 ('22 at Oklahoma St.)	6
#12 Mitch Griffis	2 (vs. UAPB)	24 ('23 at Old Dominion)*	3 (vs. UAPB)	41 ('23 at Old Dominion)*	2
#15 Will Hammond	7 (vs. UAPB)	20 ('24 vs. Arkansas)	9 (vs. UAPB)	34 ('24 vs. Arkansas)	0
Name	Longest Pass		Touchdowns	Interceptions	
	2025	Career			
#2 Behren Morton	41 (vs. UAPB)	70 ('24 vs. North Texas)	4 (vs. UAPB)	5 ('24 vs. ACU)	has not happened
#12 Mitch Griffis	13 (vs. UAPB)	69 ('23 vs. Elon)*	1 (vs. UAPB)	3 (3x, last '23 vs. ODU)*	has not happened
#15 Will Hammond	19 (vs. UAPB)	47 ('24 vs. Arkansas)	1 (vs. UAPB)	1 (3x, last '25 vs. UAPB)	has not happened

RUSHING

Name	Attempts		Yards	TDs	Longest Career Run	100-Yd Games
	2025	Career				
#8 Cameron Dickey	13 (vs. UAPB)	15 ('24 vs. Arkansas)	90 (vs. UAPB)	1 (2x, last '25 vs. UAPB)	37 ('24 vs. North Texas)	0
#20 J'Koby Williams	6 (vs. UAPB)	15 ('24 vs. Arkansas)	56 (vs. UAPB)	1 (vs. UAPB)	54 ('24 vs. Arkansas)	0
#23 Adam Hill	7 (vs. UAPB)	7 ('25 vs. UAPB)	78 (vs. UAPB)	has not happened	24 ('25 vs. UAPB)	0
Quarterbacks						
#2 Behren Morton	has not happened	17 ('22 at Oklahoma St.)	has not happened	53 ('22 at Oklahoma St.)	26 ('24 vs. Cincinnati)	0
#12 Mitch Griffis	1 (vs. UAPB)	20 ('23 vs. Ga. Tech)*	8 (vs. UAPB)	55 ('23 at Duke)*	27 ('23 vs. Ga Tech)*	0
#15 Will Hammond	1 (vs. UAPB)	8 ('24 at TCU)	64 (vs. UAPB)	16 ('24 at TCU)	64 ('25 vs. UAPB)	0

RECEIVING

Name	Receptions		Yards	TDs	Longest Career Reception	100-Yd Games
	2025	Career				
#1 Reggie Virgil	4 (vs. UAPB)	6 ('24 at Bowling Green)*	56 (vs. UAPB)	113 ('24 at Eastern Michigan)*	75 ('24 at E. Michigan)*	3
#3 Coy Eakin	3 (vs. UAPB)	8 ('23 vs. TCU)	47 (vs. UAPB)	106 ('23 vs. Cal)	70 ('24 vs. North Texas)	2
#5 Caleb Douglas	3 (vs. UAPB)	9 (2x, last '24 at TCU)	44 (vs. UAPB)	140 ('24 at TCU)	62 ('22 vs. E. Wash.)	4
#6 Kelby Valsin	1 (vs. UAPB)	2 ('24 vs. Arkansas)	18 (vs. UAPB)	18 ('25 vs. UAPB)	18 ('25 vs. UAPB)	0
#7 Terrance Carter Jr.	3 (vs. UAPB)	7 (2x, '24 at Coastal C.)*	42 (vs. UAPB)	149 ('24 at Coastal C.)*	74 ('24 vs. App State)*	*2/0
#9 John Carlos Miller II	2 (vs. UAPB)	5 ('23 at Delaware)*	24 (vs. UAPB)	101 ('23 at Delaware)*	70 ('23 at Delaware)*	*1/0
#14 Micah Hudson	2 (vs. UAPB)	3 ('24 vs. North Texas)	20 (vs. UAPB)	43 ('24 vs. North Texas)	38 ('24 at Arizona)	0
#18 Roy Alexander	has not happened	13 ('24 at S. Dakota St.)*	has not happened	163 ('24 vs. Lamar)*	67 ('21 at NDSU)*	*6/0
Running Backs						
#8 Cameron Dickey	has not happened	5 ('24 at Washington St.)	has not happened	34 ('24 at Washington St.)	12 ('24 at Wash. St.)	0
#20 J'Koby Williams	1 (vs. UAPB)	4 ('24 vs. Arkansas)	-1 (vs. UAPB)	36 ('24 vs. Arkansas)	22 ('24 vs. Arkansas)	0

DEFENSE

Name	Tackles		Sacks	TFLs	INT
	2025	Career			
#0 Skyler Gilt-Howard	2 (vs. UAPB)	7 ('24 at Bowling Green)*	0.5 (vs. UAPB)	2.0 ('24 at Bowling Green)*	0.5 (vs. UAPB)
#1 A.J. McCarty	2 (vs. UAPB)	9 ('22 at Iowa St.)	has not happened	0.5 ('24 vs. Arizona St.)	1.0 (7x, last '25 vs. UAPB)
#2 Lee Hunter	1 (vs. UAPB)	9 ('23 vs. Baylor)*	0.5 (vs. UAPB)	1.0 (5x)*	0.5 (vs. UAPB)
#3 Bryce Ramirez	4 (vs. UAPB)	7 ('23 at BYU)	1.0 (vs. UAPB)	1.0 ('25 vs. UAPB)	2.5 (2x, last '24 vs. Utah)*
#4 Maurion Horn	has not happened	11 ('24 vs. ACU)	has not happened	1.0 ('25 vs. UAPB)	1.0 ('25 vs. UAPB)
#5 Cole Wisniewski	1 (vs. UAPB)	11 (3x, last '23 at Montana)*	has not happened	1.0 ('21 vs. UNI)*	1.0 (3x, last '24 vs. W. Virginia)
#6 John Curry	3 (vs. UAPB)	7 (2x, last '24 vs. Arkansas)	has not happened	0.5 ('24 at TCU)	1.0 (5x)
#7 Brenden Jordan	1 (vs. UAPB)	6 ('23 vs. K-State)	has not happened	1.0 ('23 vs. Cal)	1.0 ('25 vs. UAPB)
#8 E'Maurion Banks	1 (vs. UAPB)	5 (2x, last '24 at Wash. St.)	has not happened	2.0 ('23 vs. Cal)	1.0 (3x, last '24 vs. Arkansas)
#9 Romello Height	1 (vs. UAPB)	5 (2x, last '24 at Louisville)*	0.5 (vs. UAPB)	2.0 ('23 at Arizona State)*	2.0 ('23 vs. Cal)
#10 Jacob Rodriguez	3 (vs. UAPB)	17 ('24 vs. Colorado)	has not happened	2.0 ('23 at Arizona State)*	0.5 (vs. UAPB)
#11 Charles Esters III	2 (vs. UAPB)	7 ('23 vs. Oregon)	has not happened	2.0 ('24 at Iowa State)	has not happened
#12 Macho Stevenson	has not happened	5 ('24 vs. Cincinnati)	has not happened	2.0 ('23 at Baylor)	2.5 ('24 at Iowa State)
#13 Ben Roberts	4 (vs. UAPB)	13 ('23 at Texas)	has not happened	1.0 (vs. UAPB)	2.0 ('23 at Baylor)
#14 Brice Pollock	has not happened	6 (3x, last '24 at Ole Miss)*	has not happened	has not happened	has not happened
#18 Terrell Tilmon	has not happened	4 (2x vs. West Virginia)	has not happened	2.0 ('24 vs. West Virginia)	has not happened
#20 Dontae Balfour	has not happened	9 (2x, last '24 vs. UAB)*	has not happened	has not happened	has not happened
#23 Tarrion Grant	has not happened	3 ('24 at Oregon State)*	has not happened	has not happened	1 ('23 at WVU)
#25 Chapman Lewis	has not happened	7 (3x, last '24 at Iowa St.)	has not happened	has not happened	1 ('24 at Georgia)*
#27 Amir Boyd	3 (vs. UAPB)	5 ('24 vs. MTSU)*	has not happened	has not happened	has not happened
#31 David Bailey	2 (vs. UAPB)	10 ('22 at UCLA)*	0.5 (vs. UAPB)	3.0 ('23 at Hawaii)*	1 (3x)
#33 A.J. Holmes Jr.	3 (vs. UAPB)	7 ('24 vs. Baylor)*	has not happened	1.5 ('23 vs. Cincinnati)*	has not happened
#51 Jayden Cofield	3 (vs. UAPB)	4 (2x, last '24 vs. Arkansas)	has not happened	1.0 (2x, last '24 vs. W. Virginia)	has not happened
#88 Amier Washington	3 (vs. UAPB)	4 (2x, last '24 vs. Ariz. St.)	has not happened	2.0 ('23 vs. Cal)	has not happened
#90 Ansel Nedore		2 ('24 at Arizona)	has not happened	has not happened	has not happened
#94 Braylon Rigsby	1 (vs. UAPB)	4 ('24 at Oklahoma St.)	has not happened	has not happened	has not happened

\* - indicates stats that include numbers accumulated at previous FBS institution

GAME-BY-GAME STARTERS

OFFENSE

GAME	QB	RB	TE	WR	WR	WR	LT	LG	C	RG	RT
Arkansas-Pine Bluff	Morton	Dickey	Carter	Miller II (TE)	Douglas	Virgil	Sampson	Jados	Wilson	Carter	Ponton
Kent State											
Oregon State											
at Utah											
at Houston											
Kansas											
at Arizona State											
Oklahoma State											
at Kansas State											
BYU											
UCF											
at West Virginia											

DEFENSE

GAME	END	NG	DT	OLB/DOG	LB-MIKE	LB-WILL	STAR	CB	SS	FS	CB
Arkansas-Pine Bluff	Bailey	Hunter	Gill-Howard	Height	Roberts	Rodriguez	Curry	Pollock	Jordan	Wisniewski	Horn
Kent State											
Oregon State											
at Utah											
at Houston											
Kansas											
at Arizona State											
Oklahoma State											
at Kansas State											
BYU											
UCF											
at West Virginia											

2025 STARTS LEADERS

1.	Ben Roberts (Jr.), LB	1
2.	Behren Morton (Sr.), QB	1
3.	Jacob Rodriguez (Sr.), LB	1
4.	Caleb Douglas (Sr.), WR	1
5.	Sheridan Wilson (Jr.), OL	1
6.	Maurion Horn (Jr.), DB	1
7.	Davion Carter (Sr.), OL	1
8.	Brenden Jordan (Jr.), DB	1
9.	Cameron Dickey (So.), RB	1
10.	Johncarlos Miller (Sr.), TE	1
11.	Terrance Carter Jr. (Jr.), TE	1
12.	Reggie Virgil (Sr.), WR	1
13.	Howard Sampson (Jr.), OL	1
14.	Will Jados (Sr.), OL	1
15.	Jacob Ponton (R-Fr.), OL	1
16.	David Bailey (Sr.), OLB	1
17.	Lee Hunter (Sr.), DL	1
18.	Skyler Gill-Howard (Sr.), DL	1
19.	Romello Height (Sr.), OLB	1
20.	John Curry (So.), LB	1
21.	Brice Pollock (Jr.), CB	1
22.	Cole Wisniewski (Sr.), S	1

BREAKDOWN BY CLASSIFICATION - STARTS LEADERS

22 different players have made starts in 2025; breakdown by class below	
Freshmen	1
Sophomores	2
Juniors	7
Seniors	12

CONSECUTIVE STARTS LEADERS

PLAYER, POS.	CONSECUTIVE STARTS <sup>A</sup>
Ben Roberts (Jr.), LB	26
Jacob Rodriguez (Sr.), LB	15
Caleb Douglas (Sr.), WR	14
Sheridan Wilson (Jr.), OL	14
Maurion Horn (Jr.), DB	14
Davion Carter (Sr.), OL	12
Brenden Jordan (Jr.), DB	2
Jacob Ponton (R-Fr.), OL	2
Behren Morton (Sr.), QB	1
Cameron Dickey (So.), RB	1
Johncarlos Miller (Sr.), TE	1
Terrance Carter Jr. (Jr.), TE	1
Reggie Virgil (Sr.), WR	1
Howard Sampson (Jr.), OL	1
Will Jados (Sr.), OL	1
David Bailey (Sr.), OLB	1
Lee Hunter (Sr.), DL	1
Skyler Gill-Howard (Sr.), DL	1
Romello Height (Sr.), OLB	1
John Curry (So.), LB	1
Brice Pollock (Jr.), CB	1
Cole Wisniewski (Sr.), S	1

<sup>A</sup> consecutive starts at Texas Tech



CAREER STAT NOTABLES

CAREER GAMES PLAYED/STARTED

PLAYER	2020	2021	2022	2023	2024	2025	TOTAL
Roy Alexander, WR	-	*10/5	*11/11	*6/2	*14/13	1/0	42/31
David Bailey, OLB	-	-	*11/9	*10/5	*12/2	1/1	34/17
Dontae Balfour, CB	-	*2/0	*4/0	*11/11	*12/12	-/-	29/23
E'Maurion Banks, DL	-	1/0	2/0	9/1	7/6	1/0	20/7
Amier Boyd, CB	-	-	*4/0	*11/1	*9/4	1/0	25/5
Davion Carter, OL	-	-	*12/11	*12/12	13/12	1/1	38/36
Terrance Carter Jr., TE	-	-	*1/0	*12/2	*13/13	1/1	27/16
Cash Cleveland, OL	-	-	-	-	*6/4	-/-	6/4
Jayden Cofield, DL	-	-	-	3/0	13/2	1/0	17/2
John Curry, LB	-	-	-	5/0	13/0	1/1	18/1
Cameron Dickey, RB	-	-	-	-	12/0	1/1	13/1
Miquel Dingle Jr., LB	-	-	-	4/1	13/0	1/0	18/1
Caleb Douglas, WR	-	-	*8/2	*5/5	13/13	1/1	27/21
Coy Eakin, WR	-	-	4/0	10/7	13/12	1/0	28/19
Charles Esters III, OLB	-	0/0	1/0	12/3	9/9	1/0	23/12
Skyler Gill-Howard, DL	-	*4/0	*0/0	*13/0	*12/1	1/1	30/2
Tarrion Grant, CB	-	-	-	-	*11/3	-/-	11/3
Mitch Griffis, QB	*4/0	*4/0	*6/1	*9/9	*0/0	1/0	24/10
Will Hammond, QB	-	-	-	-	*4/1	1/0	5/1
Romello Height, OLB	*1/0	*9/0	*2/2	*12/0	*12/12	1/1	37/15
A.J. Holmes Jr., DL	-	-	*5/1	*12/3	*12/12	1/0	30/16
Maurion Horn, DB	-	-	-	10/0	13/13	1/1	24/14
Micah Hudson, WR	-	-	-	-	8/1	1/0	9/1

PLAYER	2020	2021	2022	2023	2024	2025	TOTAL
Lee Hunter, DL	-	*0/0	*13/0	*13/13	*12/10	1/1	39/24
Will Jados, OL	-	*0/0	*12/12	*14/14	*13/13	1/1	40/40
Brenden Jordan, DB	-	-	-	13/5	13/2	1/1	27/8
Chapman Lewis, DB	-	-	-	12/0	11/11	-/-	23/11
A.J. McCarty, DB	*3/0	*13/0	*13/2	1/0	13/11	1/0	44/13
JohnCarlos Miller II, TE	-	*4/0	*11/11	*10/10	13/0	1/1	39/22
Behren Morton, QB	-	2/0	9/4	10/8	12/12	1/1	34/25
Brice Pollock, CB	-	-	-	*11/3	*12/12	1/1	24/16
Jacob Ponton, OL	-	-	-	-	4/1	1/1	5/2
Bryce Ramirez, LB	0/0	7/0	2/1	11/2	7/0	1/0	28/3
Braylon Rigsby, DL	-	-	-	1/0	12/1	1/0	14/1
Ben Roberts, LB	-	-	2/0	13/12	13/13	1/1	29/26
Jacob Rodriguez, LB	-	*12/0	12/0	5/4	13/13	1/1	43/18
Howard Sampson, OL	-	-	*2/0	*2/0	*12/12	1/1	17/13
Vinny Sciury, OL	*1/0	*11/6	*14/14	*13/13	2/2	1/0	42/35
Macho Stevenson, DB	-	-	-	0/0	12/3	-/-	12/3
Terrell Tilmon, OLB	-	*14/0	*1/0	13/0	11/1	-/-	39/1
Reggie Virgil, WR	-	-	*11/1	*12/0	*13/11	1/1	37/13
Amier Washington, OLB	-	-	-	2/0	12/3	1/0	15/3
J'Koby Williams, RB	-	-	-	-	10/1	1/0	11/1
Sheridan Wilson, OL	-	-	-	2/0	13/13	1/1	16/14
Cole Wisniewski, S	*10/2	*15/2	*8/1	*14/14	*0/0	1/1	48/20
Hunter Zambrano, OL	*0/0	*9/6	*8/7	*11/11	*2/2	1/0	31/26

RED RAIDER NEWCOMERS

TRANSFERS (21)				
2025				
NO	PLAYER	POS	GP/GS	LAST SCHOOL
0	Skyler Gill-Howard	DL	1/1	Northern Illinois
0	Quinten Joyner	RB	-/-	USC
1	Reggie Virgil	WR	1/1	Miami (OH)
2	Lee Hunter	DL	1/1	UCF
5	Cole Wisniewski	S	1/1	North Dakota State
7	Terrance Carter Jr.	TE	1/1	Louisiana
9	Romello Height	OLB	1/1	Georgia Tech
12	Mitch Griffis	QB	1/0	Wake Forest
14	Brice Pollock	CB	1/1	Mississippi State
18	Roy Alexander	WR	1/0	Incarinate Word
20	Dontae Balfour	CB	-/-	Charlotte
23	Tarrion Grant	CB	-/-	Purdue
27	Upton Bellenfant	K	1/0	Buffalo
27	Amier Boyd	CB	1/0	UTEP
31	David Bailey	OLB	1/1	Stanford
33	A.J. Holmes Jr.	DL	1/0	Houston
37	Ian Hershey	P/K	1/0	Arizona State
52	Cash Cleveland	OL	-/-	Colorado
57	Hunter Zambrano	OL	1/0	Illinois State
76	Will Jados	OL	1/1	Miami (OH)
79	Howard Sampson	OL	1/1	North Carolina

TRUE FRESHMEN (20)				
2025				
NO	PLAYER	POS	GP/GS	HOMETOWN (HS)
10	Lloyd Jones III	QB	-/-	Hitchcock, Texas (Hitchcock)
16	Holden Phillips	QB	-/-	Lubbock, Texas (Frenship)
17	Leyton Stone	WR	1/0	Lubbock, Texas (Frenship)
19	Quintaelyn Joyner	S	-/-	Austin, Texas (Bastrop)
21	Tristian Gentry	WR	1/0	Stephenville, Texas (Stephenville)
26	Deante Lindsay	CB	-/-	Ada, Okla. (Ada)
28	Braylan McDonald	S	1/0	Terrell, Texas (Lancaster)
35	Michael Henderson III	S	1/0	Dallas, Texas (Wylie East)
45	Brock Golwas	LB	1/0	Flower Mound, Texas (Marcus)
50	Patrick McMath	OL	1/0	Katy, Texas (Katy)
61	Connor Carty	OL	1/0	Prosper, Texas (Prosper)
68	Ren Brown	OL	-/-	Stanton, Neb. (Stanton)
73	Danilo Guberinich	OL	1/0	Ann Arbor, Mich. (Detroit Catholic Central)
75	Garin Maley	OL	1/0	La Vista, Neb. (Papillion-La Vista)
77	Elias Gillen	OL	1/0	Rapid City, S.D. (Stevens)
84	Michael Dever	WR	1/0	Lubbock, Texas (Lubbock Cooper)
85	Bryson Jones	WR	1/0	Frisco, Texas (Lone Star)
86	Sean Robinson	TE	-/-	Greenbrae, Calif. (Cibola Steele)
87	Preztynn Harrison	WR	-/-	Mineral Wells, Texas (Mineral Wells)
93	Dylan Singleton	DL	-/-	New Iberia, La. (Loreauville)



CAREER STAT NOTABLES

OFFENSE | RECEIVING

CAREER 100+ RECEIVING YARD GAMES

Roy Alexander (6)

Date	Rec. Yards	Opponent
Nov. 9, 2024	163*	Lamar
Oct. 30, 2021	162*	at Towson
Sept. 7, 2024	128*	at South Dakota State
Sept. 17, 2022	127*	at Fordham
Sept. 14, 2024	117*	at Southern Illinois
Sept. 4, 2021	113*	at North Dakota State

Caleb Douglas (4)

Date	Rec. Yards	Opponent
Oct. 26, 2024	140	at TCU
Oct. 5, 2024	116	at Arizona
Dec. 27, 2024	115	vs. Arkansas
Nov. 23, 2024	102	at Oklahoma State

Coy Eakin (2)

Date	Rec. Yards	Opponent
Dec. 16, 2023	106	California
Oct. 14, 2023	102	Kansas State

John Carlos Miller II (1)

Date	Rec. Yards	Opponent
Nov. 4, 2023	101*	at Delaware

Reggie Virgil (3)

Date	Rec. Yards	Opponent
Oct. 12, 2024	113*	at Eastern Michigan
Nov. 19, 2024	107*	Northern Illinois
Nov. 5, 2024	101*	at Ball State

\* indicates mark set at a previous school

CAREER GAMES WITH A RECEIVING TD

Player	'21	'22	'23	'24	'25	Career
Alexander, Roy	*3	*2	*1	*9	--	15
Miller II, John Carlos	--	*3	*4	3	--	10
Virgil, Reggie	--	--	*1	*8	1	10
Eakin, Coy	--	0	2	5	1	8
Carter Jr., Terrance	--	--	3	4	1	8
Douglas, Caleb	--	*2	*1	4	--	7
Morgan, Price	--	*0	*6	0	--	6
Dickey, Cameron	--	--	--	1	--	1
Williams, J'Koby	--	--	--	1	--	1
Stone, Leyton	--	--	--	--	1	1
Jones, Bryson	--	--	--	--	1	1

\* indicates mark set at a previous school

CAREER GAMES WITH MULTIPLE RECEIVING TDs

Player	'21	'22	'23	'24	'25	Career
Alexander, Roy	*0	*0	*1	*2	--	3
Eakin, Coy	--	0	0	2	--	2
Virgil, Reggie	--	*0	*0	*1	--	1
Douglas, Caleb	--	*0	*0	1	--	1
Carter Jr., Terrance	--	--	*0	*0	1	1

\* indicates mark set at a previous school

OFFENSE | PASSING

CAREER 300+ YARD PASSING GAMES

Behren Morton (6)

Date	Pass Yards	Opponent
Nov. 23, 2024	401	at Oklahoma State
Oct. 8, 2022	379	at Oklahoma State
Aug. 31, 2024	378	Abilene Christian
Nov. 30, 2024	359	West Virginia
Oct. 22, 2022	325	West Virginia
Sept. 7, 2024	323	at Washington State

Mitch Griffis (2)

Date	Pass Yards	Opponent
Aug. 31, 2023	329*	Elon
Sept. 16, 2023	312*	at Old Dominion

GAMES WITH MULTIPLE PASSING TDs

Player	'21	'22	'23	'24	'25	Career
Morton, Behren	-	2	6	9	1	18
Griffis, Mitch	*0	*1	*3	*0	-	4

GAMES WITH THREE OR MORE PASSING TDs

Player	'21	'22	'23	'24	'25	Career
Morton, Behren	-	-	2	4	1	7
Griffis, Mitch	*0	*1	*2	*0	-	3

OFFENSE | RUSHING

CAREER 100+ RUSHING YARD GAMES

J'Koby Williams (1)

Date	Rush Yards	Opponent
Dec. 27, 2024	123	vs. Arkansas

GAMES WITH A RUSHING TD

Player	'21	'22	'23	'24	'25	Career
Morton, Behren	--	2	4	1	--	7
Joyner, Quinten	--	--	*1	*2	--	3
Williams, J'Koby	--	--	--	2	--	2
Hammond, Will	--	--	--	1	--	1
Dickey, Cameron	--	--	--	1	--	1

\* Indicates games played prior to arrival at Texas Tech

GAMES WITH MULTIPLE RUSHING TDs

Player	'21	'22	'23	'24	'25	Career
Joyner, Quinten	--	--	*0	*1	--	1

DEFENSE | TACKLES

CAREER 10+ TACKLE GAMES

Ben Roberts (8)

Date	Tackles	Opponent
Nov. 24, 2023	13	at Texas
Sept. 9, 2023	12	Oregon
Sept. 28, 2024	12	Cincinnati
Sept. 23, 2023	11	at West Virginia
Sept. 21, 2024	11	Arizona State
Oct. 14, 2023	11	Kansas State
Sept. 30, 2023	10	Houston
Oct. 21, 2023	10	at BYU

Jacob Rodriguez (8)

Date	Tackles	Opponent
Nov. 9, 2024	17	Colorado
Aug. 31, 2024	13	Abilene Christian
Oct. 5, 2024	13	at Arizona
Nov. 2, 2024	13	at Iowa State
Nov. 18, 2023	12	UCF
Oct. 19, 2024	12	Baylor
Nov. 23, 2024	12	at Oklahoma State
Sept. 28, 2024	11	Cincinnati

Maurion Horn (2)

Date	Tackles	Opponent
Aug. 31, 2024	11	Abilene Christian
Oct. 5, 2024	10	at Arizona

David Bailey (1)

Date	Tackles	Opponent
Oct. 29, 2022	*10	at UCLA

Cole Wisniewski (4)

Date	Tackles	Opponent
Dec. 16, 2023	*11	at Montana
Nov. 4, 2023	*11	at South Dakota State
Sept. 2, 2023	*11	vs. Eastern Washington
April 24, 2021	*10	vs. Eastern Washington

18 ROY  
ALEXANDER

WR | Sr. | 5th Yr. (1st at Tech) | Fort Myers, Fla. | Riverdale HS

Follow on Social Media

X: @SaucyAlexander1 | IG: roy1sauc alexander

PARTICIPATION	2021*	2022*	2023*	2024*	2025	CAREER
GP/GS	10/5	11/11	6/2	14/13	1/0	42/31

\* at UAlbany | \* at Incarnate Word

CAREER STATS

RECEIVING	G	Rec	Yds	TD	Lg	Rec/G	Avg/C	Avg/G
2021 (UAA)	10	37	560	3	67	3.7	15.1	56.0
2022 (UAA)	11	47	610	2	47	4.3	13.0	55.5
2023 (UAA)	6	18	144	2	23	3.0	8.0	24.0
2024 (UUC)	14	100	1,108	13	56	7.1	11.9	79.1
2025 (TTU)	1	0	0	0	0	0.0	0.0	0.0
Totals	42	202	780	20	67	4.8	12.0	57.7

2025 GAME-BY-GAME

Opponent	GS	Rec	Yds	TD	Avg	LG	Rush	Yds	TD
Arkansas-Pine Bluff		0	0	0	0.0	0	0	0	0
Kent State									
Oregon State									
at Utah									
at Houston									
Kansas									
at Arizona State									
Oklahoma State									
at Kansas State									
BYU									
UCF									
at West Virginia									
Totals		0	0	0	0.0	0	0	0	0

2024 GAME-BY-GAME (@ INCARNATE WORD)

Opponent	GS	Rec	Yds	TD	Avg	LG	Rush	Yds	TD
Northern Colorado	*	6	64	0	10.7	17	0	0	0
at South Dakota State	*	9	128	1	14.2	35	0	0	0
at Southern Illinois	*	10	117	0	11.7	27	0	0	0
Northern Arizona	*	5	76	1	15.2	32	2	19	1
Prairie View	*	5	28	1	5.6	14	1	-1	0
Nicholls	*	7	49	0	7.0	21	0	0	0
McNeese		3	42	0	14.0	19	0	0	0
at Southeastern Louisiana	*	5	57	1	11.4	36	0	0	0
Houston Christian	*	7	89	3	12.7	26	0	0	0
Lamar	*	8	163	3	20.4	56	0	19	0
at SFA	*	6	69	1	11.5	28	1	13	0
at East Texas A&M	*	7	65	0	9.3	18	2	15	0
Villanova	*	9	69	1	7.7	17	1	-3	0
at South Dakota State	*	13	92	1	7.1	15	0	0	0
Totals		100	1,108	13	79.1	56	7	62	2

31 DAVID  
BAILEY

OLB | Sr. | 4th Yr. (1st at Tech) | Irvine, Calif. | Mater Dei HS

Follow on Social Media

X: @bailey\_david23 | IG: bailey.david

PARTICIPATION	2022*	2023*	2024*	2025	CAREER
GP/GS	11/9	10/5	12/2	1/1	34/17

\* at Stanford

CAREER STATS

TACKLES	GP	UA	A	Total	TFL	Yds	PD	FF	FR	Blkd	QBH
2022 (STAND)	10	29	17	46	8.5	43	0	2	0	-	3
2023 (STAND)	10	22	12	34	6.0	29	0	0	0	-	2
2024 (STAND)	12	22	9	31	8.0	48	1	5	0	-	8
2025 (TTU)	1	0	2	2	0.5	3	0	0	0	0	0
Totals	33	73	40	113	23	123	1	7	0	-	13

SACKS	G	UA	A	Total	Yds
2022 (STAND)	11	2	1	2.5	14
2023 (STAND)	10	5	0	5.0	24
2024 (STAND)	12	7	0	7.0	47
2025 (TTU)	1	0	1	0.5	3
Totals	33	14	2	15	88

2025 GAME-BY-GAME STATS

Opponent	GS	UA	A	TOT	SACKS-YDS	TFL-YDS	FF	FR	INT	QBH
Ark-Pine Bluff	*	0	2	2	0.5-3	0.5-3	0	0	0	0
Kent State		0	0	0	0.0-0	0.0-0	0	0	0	0
Oregon State		0	0	0	0.0-0	0.0-0	0	0	0	0
at Utah		0	0	0	0.0-0	0.0-0	0	0	0	0
at Houston		0	0	0	0.0-0	0.0-0	0	0	0	0
Kansas		0	0	0	0.0-0	0.0-0	0	0	0	0
at Arizona State		0	0	0	0.0-0	0.0-0	0	0	0	0
Oklahoma State		0	0	0	0.0-0	0.0-0	0	0	0	0
at Kansas State		0	0	0	0.0-0	0.0-0	0	0	0	0
BYU		0	0	0	0.0-0	0.0-0	0	0	0	0
UCF		0	0	0	0.0-0	0.0-0	0	0	0	0
at West Virginia		0	0	0	0.0-0	0.0-0	0	0	0	0
Totals		0	2	2	0.5-3	0.5-3	0	0	0	0

2024 GAME-BY-GAME STATS (@ STANFORD)

Opponent	GS	UA	A	TOT	SACKS-YDS	TFL-YDS	FF	FR	INT	QBH
TCU	*	2	0	2	0.0-0	0.0-0	1	0	0	0
Cal Poly	*	0	2	2	0.0-0	1.0-1	0	0	0	0
at Syracuse		4	0	4	2.0-17	2.0-17	1	0	0	0
at Clemson		0	0	0	0.0-0	0.0-0	0	0	0	1
Virginia Tech		0	0	0	0.0-0	0.0-0	0	0	0	0
at Notre Dame		3	0	3	1.0-5	1.0-5	0	0	0	0
SMU		3	3	6	1.0-6	1.0-6	0	0	0	1
Wake Forest		1	1	2	0.0-0	0.0-0	0	0	0	0
at NC State		4	1	5	2.0-9	2.0-9	2	0	0	1
Louisville		4	2	6	0.0-0	0.0-0	0	0	0	3
at California		0	0	0	0.0-0	0.0-0	0	0	0	0
at San Jose St.		1	0	1	1.0-10	1.0-10	1	0	0	2
Totals		22	9	31	7.0-47	8.0-48	5	0	0	8

2023 GAME-BY-GAME STATS (@ STANFORD)

Opponent	GS	UA	A	TOT	SACKS-YDS	TFL-YDS	FF	FR	INT	QBH
at Hawai'i	*	6	0	6	3.0-20	4.0-25	0	0	0	1
at USC	*	3	0	3	0.0-0	0.0-0	0	0	0	0
Sacramento State		1	1	2	0.0-0	0.0-0	0	0	0	0
Arizona	*	2	3	5	1.0-1	1.0-1	0	0	0	1
Oregon		2	1	3	0.0-0	0.0-0	0	0	0	0
at Colorado	*	1	1	2	0.0-0	0.0-0	0	0	0	0
UCLA		1	2	3	1.0-3	1.0-3	0	0	0	0
Washington		DNP								
at Washington St.		DNP								
at Oregon State		1	0	1	0.0-0	0.0-0	0	0	0	0
California		4	1	5	0.0-0	0.0-0	0	0	0	0
Notre Dame	*	1	3	4	0.0-0	0.0-0	0	0	0	0
Totals		22	12	34	5.0-24	6.0-29	0	0	0	2

2022 GAME-BY-GAME STATS (@ STANFORD)

Opponent	GS	UA	A	TOT	SACKS-YDS	TFL-YDS	FF	FR	INT	QBH
Colgate	*	0	2	2	0.0-0	0.0-0	0	0	0	0
USC	*	4	5	9	1.5-6	1.5-6	0	0	0	0
at Washington	*	1	0	1	0.0-0	0.0-0	0	0	0	0
at Oregon	*	6	0	6	0.0-0	1.0-1	0	0	0	0
Oregon State	*	3	1	4	0.0-0	2.0-5	0	0	0	1
at Notre Dame		DNP								
Arizona State		DNP								
at UCLA	*	8	2	10	1.0-8	2.0-11	1	0	0	0
Washington St.	*	5	4	9	0.0-0	2.0-20	1	0	0	1
at Utah	*	1	1	2	0.0-0	0.0-0	0	0	0	0
at California		1	0	1	0.0-0	0.0-0	0	0	0	1
BYU		0	2	2	0.0-0	0.0-0	0	0	0	0
Totals		29	17	43	2.5-14	8.5-43	2	0	0	3





20 DONTAE BALFOUR

CB | Sr. | 5th Yr. (1st at Tech) | Starke, Fla. | Bradford HS

Follow on Social Media  
X: @BalfourDontae | IG: donnieuno

PARTICIPATION	2021*	2022*	2023*	2024*	2025	CAREER
GP/GS	2/0	4/0	11/11	12/12	-/-	29/23

\* at North Carolina | \* at Charlotte

CAREER STATS											
TACKLES	GP	UA	A	Total	TFL	Yds	PD	FF	FR	INT	QBH
2021 (UNC)	2	0	0	0	0.0	0	0	0	0	0	0
2022 (UNC)	4	5	1	6	0.0	0	0	0	0	0	0
2023 (CHAR)	11	34	20	54	1.0	7	11	2	0	1	0
2024 (CHAR)	12	36	13	49	2.5	5	11	0	0	2	0
2025 (TTU)	-	-	-	-	-	-	-	-	-	-	-
Totals	29	75	34	109	3.5	12	22	2	0	3	0

INTERCEPTIONS	GP	No	Yds	TD	LG
2021 (UNC)	2	0	0	0	0
2022 (UNC)	4	0	0	0	0
2023 (CHAR)	11	1	0	0	0
2024 (CHAR)	12	2	1	0	1
2025 (TTU)	-	-	-	-	-
Totals	29	3	1	0	1

2025 GAME-BY-GAME STATS									
Opponent	GS	UA	A	TOT	TFL-YDS	INT-YDS	FF	FR	PBU
Ark.-Pine Bluff					DNP-injured				
Kent State									
Oregon State									
at Utah									
at Houston									
Kansas									
at Arizona State									
Oklahoma State									
at Kansas State									
BYU									
UCF									
at West Virginia									
Totals	0	0	0	0	0.0-0	0-0	0	0	0

2024 GAME-BY-GAME STATS (@ CHARLOTTE)									
Opponent	GS	UA	A	TOT	TFL-YDS	INT-YDS	FF	FR	PBU
James Madison	*	1	3	4	0.5-2	1-0	0	0	1
at North Carolina	*	1	0	1	0.0-0	0-0	0	0	0
Gardner-Webb	*	4	0	4	0.0-0	0-0	0	0	0
at Indiana	*	4	1	5	0.0-0	0-0	0	0	1
at Rice	*	6	1	7	1.5-2	0-0	0	0	3
East Carolina	*	2	0	2	0.0-0	0-0	0	0	0
at Navy	*	1	1	2	0.5-1	0-0	0	0	0
at Memphis	*	2	1	3	0.0-0	1-1	0	0	2
Tulane	*	2	2	4	0.0-0	0-0	0	0	0
South Florida	*	3	1	4	0.0-0	0-0	0	0	0
at Florida Atl.	*	2	2	4	0.0-0	0-0	0	0	2
UAB	*	8	1	9	0.0-0	0-0	0	0	2
Totals	36	13	49	2.5-5	2-1	0	0	0	11

2023 GAME-BY-GAME STATS (@ CHARLOTTE)									
Opponent	GS	UA	A	TOT	TFL-YDS	INT-YDS	FF	FR	PBU
South Carolina St.	*	2	1	3	0.0-0	0-0	0	0	0
at Maryland	*	1	3	4	0.0-0	0-0	0	0	0
Georgia State	*	6	1	7	0.0-0	0-0	0	0	1
at Florida	*	6	2	8	0.0-0	0-0	1	0	0
at SMU	*	3	0	3	0.0-0	0-0	0	0	2
Navy	*	3	3	6	0.0-0	0-0	0	0	0
at East Carolina	*	1	0	1	0.0-0	0-0	0	0	0
Florida Atl.					DNP				
at Tulsa	*	1	2	3	0.0-0	1-0	0	0	3
Memphis	*	4	5	9	1.0-7	0-0	1	0	4
Rice	*	2	1	3	0.0-0	0-0	0	0	0
at South Florida	*	5	2	7	0.0-0	0-0	0	0	1
Totals	34	20	54	1.0-7	1-0	2	0	0	11

27 UPTON BELLENFANT

WR | Sr. | 4th Yr. (1st at Tech) | Murfreesboro, Tenn. | Stewarts Creek HS

Follow on Social Media  
X: @ubellenfant25 | IG: ubell00

PARTICIPATION	2022*	2023*	2024*	2025	CAREER
GP/GS	0/0	0/0	13/0	1/0	14/0

\* at Alabama | \* at Buffalo

FGs (Dis.)	FGM-FGA	01-19	20-29	30-39	40-49	50-59	60+
2024 (BUF)	18-21	0-0	4-4	6-7	7-8	1-2	0-0
2025 (TTU)	1-1	-	1-1	-	-	-	-
Totals	19-22	0-0	5-5	6-7	7-8	1-2	0-0

SCORING	G	TD	Rush	Pass	Retn	PAT	2PAT	FG	Total	Avg/G
2024 (BUF)	13	0	0	0	0	31	0	18	85	6.5
2025 (TTU)	1	0	0	0	0	2	0	1	5	5.0
Totals	14	0	0	0	0	33	0	19	90	6.4

2025 GAME-BY-GAME FG STATS   (Made), Missed, <i>Blocked</i>							
Opponent	Att. 1	Att. 2	Att. 3	Att. 4	Att. 5	Totals	Long
Ark-Pine Bluff	(29)	-	-	-	-	1-of-1	29
Kent State	-	-	-	-	-	0-of-0	-
Oregon State	-	-	-	-	-	0-of-0	-
at Utah	-	-	-	-	-	0-of-0	-
at Houston	-	-	-	-	-	0-of-0	-
Kansas	-	-	-	-	-	0-of-0	-
at Arizona State	-	-	-	-	-	0-of-0	-
Oklahoma State	-	-	-	-	-	0-of-0	-
at Kansas State	-	-	-	-	-	0-of-0	-
BYU	-	-	-	-	-	0-of-0	-
UCF	-	-	-	-	-	0-of-0	-
at West Virginia	-	-	-	-	-	0-of-0	-
Totals						1-of-1	29

2024 GAME-BY-GAME FG STATS (@ BUFFALO)   (Made), Missed, <i>Blocked</i>							
Opponent	Att. 1	Att. 2	Att. 3	Att. 4	Att. 5	Totals	Long
Lafayette	-	-	-	-	-	0-of-0	-
at Missouri	-	-	-	-	-	0-of-0	-
UMass	(37)	(34)	-	-	-	2-of-2	37
at Northern Illinois	(42)	(42)	(37)	-	-	3-of-3	42
at UConn	(47)	-	-	-	-	1-of-1	47
Toledo	(33)	-	-	-	-	1-of-1	33
Western Michigan	(26)	(22)	-	-	-	2-of-2	26
at Ohio	47	(40)	-	-	-	1-of-2	40
at Akron	(33)	(36)	-	-	-	2-of-2	36
Ball State	(27)	-	-	-	-	1-of-1	27
at Eastern Michigan	55	-	-	-	-	0-of-1	-
Kent State	(42)	-	-	-	-	1-of-1	42
vs. Liberty	(52)	(43)	(20)	30	(45)	4-of-5	52
Totals						18-of-21	52

7 TERRANCE  
CARTER JR.

TE | Jr. | 4th Yr. (1st at Tech) | Killeen, Texas | Harker Heights HS

Follow on Social Media

X: @carterdagoat2 | IG: carterdagoat2

PARTICIPATION	2022*	2023*	2024*	2025	CAREER
GP/GS	1/0	12/2	13/13	1/1	27/16

\* at Louisiana

CAREER STATS

RECEIVING	G	Rec	Yds	TD	Lg	Rec/G	Avg/C	Avg/G
2022 (ULL)	1	0	0	0	0	0.0	0.0	0.0
2023 (ULL)	12	28	255	3	35	2.3	9.1	21.3
2024 (ULL)	13	48	689	4	74	3.7	14.4	53.0
2025 (TTU)	1	3	42	2	21	3.0	14.0	42.0
Totals	27	79	986	9	74	2.9	12.5	36.5

ALL PURPOSE	G	Rush	Rec	PR	KR	IR	Total	Avg/G
2022 (ULL)	1	0	0	0	0	0	0	0.0
2023 (ULL)	12	0	255	0	25	0	280	23.3
2024 (ULL)	13	0	689	0	0	0	689	53.0
2025 (TTU)	1	0	42	0	0	0	43	42.0
Totals	27	0	986	0	25	0	1,011	37.4

2025 GAME-BY-GAME

Opponent	GS	Rec	Yds	TD	Avg	LG	Rush	Yds	TD
Arkansas-Pine Bluff	*	3	42	2	14.0	21	0	0	0
Kent State									
Oregon State									
at Utah									
at Houston									
Kansas									
at Arizona State									
Oklahoma State									
at Kansas State									
BYU									
UCF									
at West Virginia									
Totals	3	42	2	14.0	21		0	0	0

2024 GAME-BY-GAME (@ LOUISIANA)

Opponent	GS	Rec	Yds	TD	Avg	LG	Rush	Yds	TD
Grambling	*	3	35	1	11.7	15	0	0	0
at Kennesaw St.	*	3	17	0	5.7	7	0	0	0
Tulane	*	4	79	1	19.8	36	0	0	0
at Wake Forest	*	1	14	0	14.0	14	0	0	0
at Southern Miss.	*	7	64	0	9.1	21	0	0	0
Appalachian State	*	4	107	1	26.8	74	0	0	0
at Coastal Carolina	*	7	149	1	21.2	59	0	0	0
at Texas State	*	4	46	0	11.5	14	0	0	0
Arkansas State	*	3	47	0	15.7	25	0	0	0
South Alabama	*	5	41	0	8.2	17	0	0	0
Troy	*	5	63	0	12.6	27	0	0	0
at UL Monroe	*	2	27	0	13.5	20	0	0	0
Marshall	*	0	0	0	0.0	0	0	0	0
vs. TCU	DNP								
Totals	48	689	4	14.4	74		0	0	0

2023 GAME-BY-GAME (@ LOUISIANA)

Opponent	GS	Rec	Yds	TD	Avg	LG	Rush	Yds	TD
Northwestern State		2	42	0	21.0	35	0	0	0
at Old Dominion		0	0	0	0.0	0	0	0	0
at UAB		2	22	1	11.0	11	0	0	0
Buffalo		1	16	0	16.0	16	0	0	0
at Minnesota		1	5	0	5.0	5	0	0	0
Texas State	DNP								
Georgia State	*	4	20	1	5.0	8	0	0	0
at South Alabama		3	36	0	12.0	18	0	0	0
at Arkansas State	*	5	17	0	3.4	7	0	0	0
Southern Miss.		3	26	0	8.7	15	0	0	0
at Troy		1	4	1	4.0	4	0	0	0
UL Monroe		3	37	0	12.3	18	0	0	0
vs. Jacksonville State		3	30	0	10.0	20	0	0	0
Totals	28	255	3	9.1	35		0	0	0

8 CAMERON  
DICKEY

RB | So. | 2nd Yr. | Austin, Texas | Crockett HS

Follow on Social Media

X: @CameronDickey5 | IG: cam.dickey1

PARTICIPATION	2024	2025	CAREER
GP/GS	12/0	1/1	13/1

CAREER STATS

RUSHING	G	Att	Yds	TD	Lg	Avg/C	Avg/G
2024	12	41	225	1	37	5.5	18.8
2025	1	13	90	1	20	6.9	90.0
Totals	13	54	315	2	37	5.8	24.2

2025 GAME-BY-GAME

Opponent	GS	Rush	Yds	TD	LG	Rec	Yds	TD	LG
Ark-Pine Bluff	*	13	90	1	20	0	0	0	0
Kent State									
Oregon State									
at Utah									
at Houston									
Kansas									
at Arizona State									
Oklahoma State									
at Kansas State									
BYU									
UCF									
at West Virginia									
Totals		13	90	1	20	0	0	0	0

2024 GAME-BY-GAME

Opponent	GS	Rush	Yds	TD	LG	Rec	Yds	TD	LG
Abilene Christian		1	5	0	5	0	0	0	0
at Washington State		7	25	0	12	5	34	1	12
North Texas		10	75	1	37	2	8	0	6
Arizona State		3	24	0	16	0	0	0	0
Cincinnati		0	0	0	0	0	0	0	0
at Arizona		1	1	0	1	0	0	0	0
Baylor		4	21	0	10	1	0	0	0
at TCU		0	0	0	0	0	0	0	0
at Iowa State		0	0	0	0	0	0	0	0
Colorado		0	0	0	0	0	0	0	0
at Oklahoma State		0	0	0	0	0	0	0	0
West Virginia	DNP								
vs. Arkansas		15	74	0	15	1	5	0	5
Totals		41	225	1	37	9	0	1	0



5 CALEB DOUGLAS

WR | Sr. | 4th Yr. (2nd at Tech) | Missouri City, Texas | Hightower HS  
Follow on Social Media  
X: @Caedeezy | IG: cddouglas\_

PARTICIPATION	2022*	2023*	2024	2025	CAREER
GP/GS	8/2	5/5	13/13	1/1	27/21

\* at Florida

CAREER STATS								
RECEIVING	G	Rec	Yds	TD	Lg	Rec/G	Avg/C	Avg/G
2022 (UF)	8	10	175	2	62	1.3	17.5	21.9
2023 (UF)	5	11	133	1	34	2.2	12.1	26.6
2024 (TTU)	13	60	877	6	57	4.6	14.6	67.5
2025 (TTU)	1	3	44	0	19	3.0	14.7	44.0
Totals	27	84	1,229	9	62	3.1	14.6	45.5

2025 GAME-BY-GAME									
Opponent	GS	Rec	Yds	TD	Avg	LG	Rush	Yds	TD
Arkansas-Pine Bluff	*	3	44	0	14.7	19	0	0	0
Kent State									
Oregon State									
at Utah									
at Houston									
Kansas									
at Arizona State									
Oklahoma State									
at Kansas State									
BYU									
UCF									
at West Virginia									
Totals		4	43	0	10.8	19	0	0	0

2024 GAME-BY-GAME									
Opponent	GS	Rec	Yds	TD	Avg	LG	Rush	Yds	TD
Abilene Christian	*	4	42	1	10.5	14	0	0	0
at Washington St.	*	4	71	0	17.8	42	0	0	0
North Texas	*	2	24	0	12.0	17	0	0	0
Arizona State	*	5	63	0	12.6	21	0	0	0
Cincinnati	*	1	4	0	4.0	4	0	0	0
at Arizona	*	5	116	0	23.2	57	0	0	0
Baylor	*	9	99	3	11.0	20	0	0	0
at TCU	*	9	140	0	15.6	44	0	0	0
at Iowa State	*	5	35	0	7.0	14	0	0	0
Colorado	*	3	16	0	5.3	9	0	0	0
at Oklahoma St.	*	5	102	1	20.4	34	0	0	0
West Virginia	*	3	50	1	16.7	31	0	0	0
vs. Arkansas	*	5	115	0	23.0	47	0	0	0
Totals		60	877	6	14.6	57	0	0	0

2023 GAME-BY-GAME (@ FLORIDA)									
Opponent	GS	Rec	Yds	TD	Avg	LG	Rush	Yds	TD
at Utah	*	4	42	1	0.0	19	0	0	0
McNeese	*	0	0	0	0.0	0	0	0	0
Tennessee	*	2	20	0	0.0	12	0	0	0
Charlotte	*	4	37	0	0.0	21	0	0	0
at Kentucky	*	1	34	0	0.0	34	0	0	0
Vanderbilt	DNP								
at South Carolina	DNP								
vs. Georgia	DNP								
Arkansas	DNP								
at LSU	DNP								
at Missouri	DNP								
Florida State	DNP								
Totals		11	133	1	0.0	34	0	0	0

2022 GAME-BY-GAME (@ FLORIDA)									
Opponent	GS	Rec	Yds	TD	Avg	LG	Rush	Yds	TD
Utah	DNP								
Kentucky	DNP								
South Florida	DNP								
at Tennessee	DNP								
Eastern Washington		1	62	1	0.0	62	0	0	0
Missouri	DNP								
LSU		0	0	0	0.0	0	0	0	0
vs. Georgia		0	0	0	0.0	0	0	0	0
at Texas A&M		3	25	1	0.0	12	0	0	0
South Carolina	*	3	53	0	0.0	27	0	0	0
at Vanderbilt		1	10	0	0.0	10	0	0	0
at Florida State	*	0	0	0	0.0	0	0	0	0
vs. Oregon State		2	25	0	0.0	15	0	0	0
Totals		10	175	2	0.0	62	0	0	0

8 COY EAKIN

WR | Jr. | 4th Yr. | Stephenville, Texas | Stephenville HS  
Follow on Social Media  
X: @CoyEakin | IG: coy\_eakin

PARTICIPATION	2022	2023	2024	2025	CAREER
GP/GS	4/0	10/7	13/12	1/0	28/19

CAREER STATS								
RECEIVING	G	Rec	Yds	TD	Lg	Rec/G	Avg/C	Avg/G
2022	4	0	0	0	0	0.0	0.0	0.0
2023	10	36	416	2	43	3.6	11.6	41.6
2024	13	49	652	7	70	3.8	13.3	50.2
2025	1	3	47	1	41	3.0	15.7	47.0
Totals	28	88	1,115	10	70	3.1	12.7	39.8

2025 GAME-BY-GAME									
Opponent	GS	Rec	Yds	TD	Avg	LG	Rush	Yds	TD
Arkansas-Pine Bluff		3	47	1	15.7	41	0	0	0
Kent State									
Oregon State									
at Utah									
at Houston									
Kansas									
at Arizona State									
Oklahoma State									
at Kansas State									
BYU									
UCF									
at West Virginia									
Totals		3	47	1	15.7	41	0	0	0

2024 GAME-BY-GAME									
Opponent	GS	Rec	Yds	TD	Avg	LG	Rush	Yds	TD
Abilene Christian	*	5	76	2	15.2	35	0	0	0
at Washington St.	*	5	54	0	10.8	19	0	0	0
North Texas	*	1	70	1	70.0	70	0	0	0
Arizona State	*	3	29	0	9.7	16	0	0	0
Cincinnati	*	3	78	2	26.0	49	0	0	0
at Arizona	*	2	12	0	6.0	6	0	0	0
Baylor	*	3	20	0	6.6	11	0	0	0
at TCU		4	56	1	14.0	29	0	0	0
at Iowa State	*	2	32	0	16.0	25	0	0	0
Colorado	*	4	40	0	10.0	27	0	0	0
at Oklahoma St.	*	7	90	0	12.8	21	0	0	0
West Virginia	*	6	48	0	8.0	17	0	0	0
vs. Arkansas	*	4	47	1	11.8	18	0	0	0
Totals		49	652	7	13.3	70	0	0	0

2023 GAME-BY-GAME									
Opponent	GS	Rec	Yds	TD	Avg	LG	Rush	Yds	TD
at Wyoming		DNP-injured							
Oregon		DNP-injured							
Tarleton State		DNP-injured							
at West Virginia		1	9	0	9.0	9	0	0	0
Houston	*	0	0	0	0	0	0	0	0
at Baylor	*	2	20	1	10.0	13	0	0	0
Kansas State	*	5	102	0	20.4	43	0	0	0
at BYU	*	2	4	0	2.0	3	1	-1	0
TCU		8	78	0	9.8	30	0	0	0
at Kansas	*	3	29	0	9.7	11	0	0	0
UCF	*	4	41	0	10.3	22	0	0	0
at Texas		4	27	0	6.8	13	0	0	0
vs. California	*	7	106	1	15.1	27	0	0	0
Totals		36	416	2	11.6	43	1	-1	0

2022 GAME-BY-GAME									
Opponent	GS	Rec	Yds	TD	Avg	LG	Rush	Yds	TD
Murray State		DNP							
Houston		DNP							
at NC State		DNP							
Texas		DNP							
at Kansas State		DNP							
at Oklahoma State		DNP							
West Virginia		0	0	0	0	0	0	0	0
Baylor		DNP							
at TCU		DNP							
Kansas		0	0	0	0	0	0	0	0
at Iowa State		0	0	0	0	0	0	0	0
Oklahoma		DNP							
vs. Ole Miss		0	0	0	0	0	0	0	0
Totals		0	0	0	0	0	0	0	0





11 CHARLES ESTERS III

OLB | Sr. | 5th Yr. | Cedar Hill, Texas | Cedar Hill HS

Follow on Social Media

X: @CharlesEsters\_3 | IG: charlesesters3

PARTICIPATION	2021	2022	2023	2024	2025	CAREER
GP/GS	0/0	1/0	12/3	9/9	1/0	23/12

CAREER STATS

TACKLES	GP	UA	A	Total	TFL	Yds	PD	FF	FR	Blkd	QBH
2022	1	1	0	1	0.0	0	0	0	0	0	0
2023	12	7	19	26	4.5	22	1	1	0	0	2
2024	9	5	13	18	2.0	7	1	0	1	0	3
2025	1	1	1	2	1.0	2	0	0	0	0	0
Totals	23	14	33	47	7.5	31	2	1	1	0	5

SACKS	G	UA	A	Total	Yds
2022	1	0	0	0.0	0
2023	12	2	2	3.0	21
2024	9	0	1	0.5	3
2025	1	0	0	0.0	0
Totals	23	2	3	3.5	24

2025 GAME-BY-GAME STATS

Opponent	GS	UA	A	TOT	SACKS-YDS	TFL-YDS	FF	FR	INT	QBH
Ark-Pine Bluff	1	1	2		0.0-0	1.0-2	0	0	0	0
Kent State										
Oregon State										
at Utah										
at Houston										
Kansas										
at Arizona State										
Oklahoma State										
at Kansas State										
BYU										
UCF										
at West Virginia										
Totals	1	1	2		0.0-0	1.0-2	0	0	0	0

2024 GAME-BY-GAME STATS

Opponent	GS	UA	A	TOT	SACKS-YDS	TFL-YDS	FF	FR	INT	QBH
Abilene Christian					DNP-injured					
at Washington St.					DNP-injured					
North Texas					DNP-injured					
Arizona State					DNP-injured					
Cincinnati	*	0	0	0	0.0-0	0.0-0	0	0	0	0
at Arizona	*	0	3	3	0.0-0	0.0-0	0	0	0	0
Baylor	*	0	1	1	0.0-0	0.0-0	0	0	0	0
at TCU	*	1	2	3	0.5-3	0.5-3	0	0	0	0
at Iowa State	*	2	2	4	0.0-0	1.5-4	0	0	0	0
Colorado		2	3	5	0.0-0	0.0-0	0	0	0	2
at Oklahoma St.		0	1	1	0.0-0	0.0-0	0	0	0	0
West Virginia	*	0	1	1	0.0-0	0.0-0	0	0	0	1
vs. Arkansas	*	0	0	0	0.0-0	0.0-0	0	1	0	0
Totals	5	13	18		0.5-3	2.0-7	0	1	0	3

2023 GAME-BY-GAME STATS

Opponent	GS	UA	A	TOT	SACKS-YDS	TFL-YDS	FF	FR	INT	QBH
at Wyoming	0	0	0		0.0-0	0.0-0	0	0	0	0
Oregon	2	5	7		0.0-0	0.0-0	0	0	0	0
Tarleton State	0	0	0		0.0-0	0.0-0	0	0	0	0
at West Virginia	0	0	0		0.0-0	0.0-0	0	0	0	0
Houston	1	1	2		0.0-0	0.0-0	0	0	0	0
at Baylor	1	3	4		2.0-17	2.0-17	1	0	0	0
Kansas State	*	1	1	2	0.0-0	0.0-0	0	0	0	0
at BYU					DNP-injured					
TCU	0	1	1		0.0-0	0.0-0	0	0	0	0
at Kansas	*	0	1	1	0.0-0	0.0-0	0	0	0	1
UCF	0	1	1		0.0-0	0.0-0	0	0	0	0
at Texas	1	3	4		1.0-4	1.0-4	0	0	0	1
vs. California	*	1	3	4	0.0-0	1.5-1	0	0	0	0
Totals	7	19	26		3.0-21	4.5-22	1	0	0	2

0 SKYLER GILL-HOWARD

DL | Sr. | 5th Yr. (1st at Tech) | Milwaukee, Wisconsin | Greenfield HS

Follow on Social Media

X: @SkylerHoward0 | IG: skylerhoward

PARTICIPATION	2021*	2022*	2023*	2024*	2025	CAREER
GP/GS	4/0	0/0	13/0	12/1	1/1	30/2

\* at Upper Iowa | \* at Northern Illinois

CAREER STATS

TACKLES	GP	UA	A	Total	TFL	Yds	PD	FF	FR	Blkd
2021 (UIO)	4	2	1	3	0.0	0	0	0	0	0
2022 (NIU)	0	0	0	0	0.0	0	0	0	0	0
2023 (NIU)	13	15	9	24	4.0	4	1	0	0	0
2024 (NIU)	12	27	24	51	8.0	35	0	0	0	0
2025 (TTU)	1	1	1	2	0.5	3	0	0	0	0
Totals	30	45	35	80	12.5	42	1	0	0	0

SACKS	G	UA	A	Total	Yds
2021 (UIO)	4	0	0	0.0	0
2022 (NIU)	0	0	0	0.0	0
2023 (NIU)	13	1	0	1.0	1
2024 (NIU)	12	4	2	5.0	30
2025 (TTU)	1	0	1	0.5	3
Totals	30	5	3	6.5	34

2025 GAME-BY-GAME STATS

Opponent	GS	UA	A	TOT	SACKS-YDS	TFL-YDS	FF	FR	INT	QBH
Ark-Pine Bluff	*	1	1	2	0.5-3	0.5-3	0	0	0	1
Kent State										
Oregon State										
at Utah										
at Houston										
Kansas										
at Arizona State										
Oklahoma State										
at Kansas State										
BYU										
UCF										
at West Virginia										
Totals	1	1	2		0.5-3	0.5-3	0	0	0	1

2024 GAME-BY-GAME STATS (@ NORTHERN ILLINOIS)

Opponent	GS	UA	A	TOT	SACKS-YDS	TFL-YDS	FF	FR	INT	QBH
Western Illinois	2	2	4		0.0-0	0.0-0	0	0	0	0
at Notre Dame	2	2	4		0.0-0	0.0-0	0	0	0	0
Buffalo	1	1	2		0.0-0	0.0-0	0	0	0	0
at NC State	1	2	3		0.0-0	0.5-0	0	0	0	1
UMass	2	2	4		0.0-0	0.0-0	0	0	0	1
at Bowling Green	5	2	7		2.0-14	3.0-16	0	0	0	0
Toledo	2	1	3		1.0-4	1.0-4	0	0	0	0
at Ball State	2	4	6		1.0-9	1.5-10	0	0	0	1
at W. Michigan	3	2	5		0.0-0	0.0-0	0	0	0	0
Akron	3	2	5		0.5-1	0.5-1	0	0	0	0
at Miami (OH)	2	2	4		0.0-0	1.0-2	0	0	0	1
C. Michigan	2	2	4		0.5-2	0.5-2	0	0	0	0
vs. Fresno State					DNP					
Totals	27	24	51		5.0-30	8.0-35	0	0	0	4



9 ROMELLO  
HEIGHT

OLB | Sr. | 6th Yr. (1st at Tech) | Dublin, Georgia | Dublin HS

Follow on Social Media

X: @height\_romello | IG: melloheight

PARTICIPATION	2020*	2021*	2022*	2023*	2024*	2025	CAREER
GP/GS	1/0	9/0	2/2	12/0	12/12	1/1	37/15

\* at Auburn | \* USC | \* Georgia Tech

CAREER STATS

TACKLES	GP	UA	A	Total	TFL	Yds	PD	FF	FR	Blkd	QBH
2020 (UA)	1	0	0	0	0.0	0	0	0	0	0	0
2021 (UA)	9	6	13	19	3.0	9	0	0	0	0	4
2022 (USC)	2	0	0	0	0.0	0	0	0	0	0	0
2023 (USC)	12	11	9	20	6.0	35	0	0	1	0	1
2024 (GT)	12	18	16	34	6.5	26	0	2	0	0	4
2025 (TTU)	1	0	1	1	0.5	3	0	0	0	0	2
Totals	37	35	39	74	16.0	73	0	2	1	0	11

SACKS	G	UA	A	Total	Yds
2020 (UA)	1	0	0	0.0	0
2021 (UA)	9	0	0	0.0	0
2022 (USC)	2	0	0	0.0	0
2023 (USC)	12	4	0	4.0	31
2024 (GT)	12	2	1	2.5	16
2025 (TTU)	1	0	1	0.5	3
Totals	37	6	2	7.0	50

2025 GAME-BY-GAME STATS

Opponent	GS	UA	A	TOT	SACKS-YDS	TFL-YDS	FF	FR	INT	QBH
Ark-Pine Bluff	*	0	1	1	0.5-3	0.5-3	0	0	0	2
Kent State										
Oregon State										
at Utah										
at Houston										
Kansas										
at Arizona State										
Oklahoma State										
at Kansas State										
BYU										
UCF										
at West Virginia										
Totals		0	1	1	0.5-3	0.5-3	0	0	0	2

2024 GAME-BY-GAME STATS (@ GEORGIA TECH)

Opponent	GS	UA	A	TOT	SACKS-YDS	TFL-YDS	FF	FR	INT	QBH
vs. Florida State	*	2	1	3	0.0-0	1.0-3	0	0	0	0
Georgia State	*	1	3	4	0.0-0	0.5-1	0	0	0	0
at Syracuse	*	2	2	4	0.0-0	0.0-0	0	0	0	1
VMI	*	0	4	4	0.0-0	0.5-1	0	0	0	0
at Louisville	*	3	2	5	0.0-0	1.0-3	0	0	0	0
Duke	*	1	1	2	0.0-0	0.0-0	0	0	0	0
at North Carolina	*	3	0	3	0.0-0	1.0-2	0	0	0	1
vs. Notre Dame	*	1	1	2	0.0-0	0.0-0	0	0	0	0
at Virginia Tech	*	2	2	4	1.5-14	1.5-14	1	0	0	1
Miami	*	2	0	2	1.0-2	1.0-2	1	0	0	1
NC State	*	1	0	1	0.0-0	0.0-0	0	0	1	0
at Georgia	*	0	0	0	0.0-0	0.0-0	0	0	0	0
vs. Vanderbilt				DNP						
Totals		18	16	34	2.5-16	6.5-26	2	0	1	4

2023 GAME-BY-GAME STATS (@ USC)

Opponent	GS	UA	A	TOT	SACKS-YDS	TFL-YDS	FF	FR	INT	QBH
San Jose State		0	0	0	0.0-0	0.0-0	0	0	0	0
Nevada		0	2	2	0.0-0	0.0-0	0	0	0	0
Stanford		3	0	3	0.0-0	1.0-2	0	0	0	0
at Arizona State		4	1	5	2.0-12	2.0-12	0	1	0	0
at Colorado		2	0	2	1.0-7	1.0-7	0	0	0	1
Arizona		0	1	1	0.0-0	0.5-1	0	0	0	0
at Notre Dame		0	1	1	0.0-0	0.0-0	0	0	0	0
Utah		1	1	2	1.0-12	1.5-13	0	0	0	0
at California		0	1	1	0.0-0	0.0-0	0	0	0	0
Washington				DNP						
at Oregon		0	1	1	0.0-0	0.0-0	0	0	0	0
UCLA		1	0	1	0.0-0	0.0-0	0	0	0	0
vs. Louisville		0	1	1	0.0-0	0.0-0	0	0	0	0
Totals		11	9	20	4.0-31	6.0-35	0	1	0	1

4 MAURION  
HORN

CB | Jr. | 4th Yr. | Broken Arrow, Okla. | Broken Arrow HS

Follow on Social Media

X: @MaurionHorn | IG: maurion\_horn

PARTICIPATION	2022	2023	2024	2025	CAREER
GP/GS	0/0	10/0	13/13	1/1	24/14

CAREER STATS

TACKLES	GP	UA	A	Total	TFL	Yds	PD	FF	FR	Blkd	INT
2022	0	0	0	0	0.0	0	0	0	0	0	0
2023	10	3	1	4	0.0	0	0	0	0	0	0
2024	13	31	25	56	3.0	6	5	0	0	0	0
2025	1	0	0	0	0	0.0	0	0	0	0	0
TOTALS	24	34	26	60	3.0	6	5	0	0	0	0

2025 GAME-BY-GAME STATS

Opponent	GS	UA	A	TOT	TFL-YDS	INT-YDS	FF	FR	PBU
Ark-Pine Bluff	*	0	0	0	0.0-0	0-0	0	0	0
Kent State									
Oregon State									
at Utah									
at Houston									
Kansas									
at Arizona State									
Oklahoma State									
at Kansas State									
BYU									
UCF									
at West Virginia									
Totals		0	0	0	0.0-0	0-0	0	0	0

2024 GAME-BY-GAME STATS

Opponent	GS	UA	A	TOT	TFL-YDS	INT-YDS	FF	FR	PBU
Abilene Christian	*	6	5	11	1.0-2	0-0	0	0	0
at Washington St.	*	0	0	0	0.0-0	0-0	0	0	0
North Texas	*	1	0	1	0.0-0	0-0	0	0	1
Arizona State	*	2	2	4	0.0-0	0-0	0	0	0
Cincinnati	*	3	2	5	0.0-0	0-0	0	0	0
at Arizona	*	6	4	10	1.0-1	0-0	0	0	0
Baylor	*	4	1	5	0.0-0	0-0	0	0	0
at TCU	*	0	1	1	0.0-0	0-0	0	0	0
at Iowa State	*	3	5	8	0.0-0	0-0	0	0	1
Colorado	*	1	0	1	0.0-0	0-0	0	0	1
at Oklahoma St.	*	2	1	3	0.0-0	0-0	0	0	2
West Virginia	*	3	2	5	1.0-3	0-0	0	0	0
vs. Arkansas	*	0	2	2	0.0-0	0-0	0	0	0
Totals		31	25	56	3.0-6	0-0	0	0	5

O LEE  
HUNTER

DL | Sr. | 5th Yr. (1st at Tech) | Mobile, Ala. | Blount HS

Follow on Social Media

X: @The\_Fridge7 | IG: lee\_hunter7

PARTICIPATION	2021*	2022*	2023*	2024*	2025	CAREER
GP/GS	0/0	13/0	13/13	12/10	1/1	39/24

\* at Auburn | \* at UCF

CAREER STATS

TACKLES	GP	UA	A	Total	TFL	Yds	PD	FF	FR	Blkd	QBH
2022 (UCF)	13	9	8	17	1.0	7	0	0	0	0	1
2023 (UCF)	13	38	31	69	11.0	49	1	0	0	0	2
2024 (UCF)	12	19	26	45	9.5	24	0	0	0	0	6
2025 (TTU)	7	0	1	1	0.5	2	0	0	0	0	0
Totals	39	66	66	132	22.0	82	1	0	0	0	9

SACKS	G	UA	A	Total	Yds
2022 (UCF)	13	1	0	1.0	7
2023 (UCF)	13	3	0	3.0	27
2024 (UCF)	12	1	0	1.0	5
2025 (TTU)	1	0	1	0.5	2
Totals	39	4	1	5.5	41

2025 GAME-BY-GAME STATS

Opponent	GS	UA	A	TOT	SACKS-YDS	TFL-YDS	FF	FR	INT	QBH
Ark.-Pine Bluff	*	0	1	1	0.5-2	0.5-2	0	0	0	0
Kent State										
Oregon State										
at Utah										
at Houston										
Kansas										
at Arizona State										
Oklahoma State										
at Kansas State										
BYU										
UCF										
at West Virginia										
Totals		0	1	1	0.5-2	0.5-2	0	0	0	0

2024 GAME-BY-GAME STATS (@ UCF)

Opponent	GS	UA	A	TOT	SACKS-YDS	TFL-YDS	FF	FR	INT	QBH
New Hampshire	*	0	1	1	0.0-0	0.0-0	0	0	0	1
Sam Houston	*	3	0	3	0.0-0	1.0-1	0	0	0	0
at TCU		0	1	1	0.0-0	0.0-0	0	0	0	0
Colorado	*	1	4	5	0.0-0	0.5-5	0	0	0	0
at Florida	*	3	3	6	0.0-0	0.0-0	0	0	0	0
Cincinnati	*	1	2	3	0.0-0	0.5-1	0	0	0	0
at Iowa State	*	2	2	4	1.0-5	2.0-6	0	0	0	2
BYU		3	1	4	0.0-0	1.0-3	0	0	0	1
Arizona	*	1	3	4	0.0-0	0.5-2	0	0	0	0
at Arizona State	*	1	3	4	0.0-0	0.5-0	0	0	0	1
at West Virginia	*	1	4	5	0.0-0	1.0-1	0	0	0	1
Utah	*	3	2	5	0.0-0	2.5-5	0	0	0	0
Totals		19	26	45	1.0-5	9.5-24	0	0	0	6

2023 GAME-BY-GAME STATS (@ UCF)

Opponent	GS	UA	A	TOT	SACKS-YDS	TFL-YDS	FF	FR	INT	QBH
Kent State	*	5	3	8	1.0-1	1.0-1	0	0	0	1
at Boise State	*	3	1	4	0.0-0	0.0-0	0	0	0	0
Villanova	*	2	3	5	0.0-0	0.0-0	0	0	0	0
at Kansas State	*	4	2	6	0.0-0	0.5-1	0	0	0	0
Baylor	*	5	4	9	1.0-18	1.0-18	0	0	0	0
at Kansas	*	1	1	2	0.0-0	0.0-0	0	0	0	0
at Oklahoma	*	3	2	5	1.0-8	2.5-11	0	0	0	0
West Virginia	*	2	1	3	0.0-0	0.0-0	0	0	0	0
at Cincinnati	*	2	5	7	0.0-0	1.5-6	0	0	0	1
Oklahoma State	*	5	3	8	0.0-0	2.0-5	0	0	0	0
at Texas Tech	*	1	0	1	0.0-0	0.0-0	0	0	0	0
Houston	*	3	3	6	0.0-0	2.0-6	0	0	0	0
vs. Georgia Tech	*	2	3	5	0.0-0	0.5-1	0	0	0	0
Totals		38	31	69	3.0-27	11.0-49	0	0	0	2

2022 GAME-BY-GAME STATS (@ UCF)

Opponent	GS	UA	A	TOT	SACKS-YDS	TFL-YDS	FF	FR	INT	QBH
South Carolina St.		DNP								
Louisville		0	1	1	0.0-0	0.0-0	0	0	0	0
at FAU		1	1	2	1.0-7	1.0-7	0	0	0	0
Georgia Tech		0	1	1	0.0-0	0.0-0	0	0	0	0
SMU		0	0	0	0.0-0	0.0-0	0	0	0	0
Temple		0	1	1	0.0-0	0.0-0	0	0	0	0
at East Carolina		3	0	3	0.0-0	0.0-0	0	0	0	0
Cincinnati		0	0	0	0.0-0	0.0-0	0	0	0	0
at Memphis		0	2	2	0.0-0	0.0-0	0	0	0	0
at Tulane		1	0	1	0.0-0	0.0-0	0	0	0	0
Navy		1	2	3	0.0-0	0.0-0	0	0	0	0
at South Florida		0	0	0	0.0-0	0.0-0	0	0	0	0
at Tulane		1	0	1	0.0-0	0.0-0	0	0	0	0
vs. Duke		2	0	2	0.0-0	0.0-0	0	0	0	1
Totals		9	8	17	1.0-7	1.0-7	0	0	0	1

7 BRENDEN  
JORDAN

S | Jr. | 3rd Yr. | Mansfield, Texas | Mansfield HS

Follow on Social Media

X: @BrendenJordan4 | IG: brendenxjordan

PARTICIPATION	2023	2024	2025	CAREER
GP/GS	13/5	13/2	1/1	27/8

CAREER STATS

TACKLES	GP	UA	A	Total	TFL	Yds	PD	FF	FR	INT	QBH
2023	13	16	4	20	1	1	1	0	0	0	1
2024	13	18	18	36	2.5	9	3	0	2	0	0
2025	1	0	1	1	0	0	0	0	0	0	0
TOTALS	27	34	23	57	3.5	10	4	0	2	0	1

2025 GAME-BY-GAME STATS

Opponent	GS	UA	A	TOT	TFL-YDS	INT-YDS	FF	FR	PBU
Ark.-Pine Bluff	*	0	1	1	0.0-0	0.0-0	0	0	0
Kent State									
Oregon State									
at Utah									
at Houston									
Kansas									
at Arizona State									
Oklahoma State									
at Kansas State									
BYU									
UCF									
at West Virginia									
Totals		0	1	1	0.0-0	0-0	0	0	0

2024 GAME-BY-GAME STATS

Opponent	GS	UA	A	TOT	TFL-YDS	INT-YDS	FF	FR	PBU
Abilene Christian		3	0	3	0.0-0	0-0	0	0	0
at Washington St.		0	1	1	0.0-0	0-0	0	0	0
North Texas		0	1	1	0.0-0	0-0	0	0	0
Arizona State		1	3	4	0.0-0	0-0	0	0	1
Cincinnati		4	1	5	0.0-0	0-0	0	0	0
at Arizona		0	2	2	0.0-0	0-0	0	0	1
Baylor		3	0	3	0.0-0	0-0	0	0	0
at TCU		1	3	4	1.0-5	0-0	0	0	0
at Iowa State	*	1	2	3	0.0-0	0-0	0	0	0
Colorado		0	1	1	0.5-3	0-0	0	0	0
at Oklahoma St.		0	1	1	0.0-0	0-0	0	0	0
West Virginia		3	2	5	0.0-0	0-0	0	1	0
vs. Arkansas	*	2	1	3	1.0-1	0-0	0	0	2
Totals		18	18	36	2.5-9	0-0	0	2	3

2023 GAME-BY-GAME STATS

Opponent	GS	UA	A	TOT	TFL-YDS	INT-YDS	FF	FR	PBU
at Wyoming	*	0	0	0	0.0-0	0-0	0	0	0
Oregon	*	5	0	5	0.0-0	0-0	0	0	1
Tarleton St.		4	0	4	0.0-0	0-0	0	0	0
at West Virginia		0	0	0	0.0-0	0-0	0	0	0
Houston		0	0	0	0.0-0	0-0	0	0	0
at Baylor		0	0	0	0.0-0	0-0	0	0	0
Kansas State		5	1	6	1.0-1	0-0	0	0	1
at BYU		0	1	1	0.0-0	0-0	0	0	0
TCU	*	0	0	0	0.0-0	0-0	0	0	0
at Kansas		0	0	0	0.0-0	0-0	0	0	0
UCF	*	4	1	5	0.0-0	0-0	0	0	0
at Texas	*	1	1	2	0.0-0	0-0	0	0	0
vs. California		0	0	0	0.0-0	0-0	0	0	0
Totals		16	4	20	1.0-1	0-0	0	0	1



1 A.J. McCARTY

DB | Sr. | 6th Yr. (3rd at Tech) | Brownwood, Texas | Brownwood HS

Follow on Social Media

X: @adonismccartyjr | IG: adonismccartyjr

PARTICIPATION	2020*	2021*	2022*	2023	2024	2025	CAREER
GP/GS	3/0	13/0	13/2	1/0	12/11	1/0	43/13

\* indicates seasons at Baylor

TACKLES	GP	UA	A	Total	TFL	Yds	PD	FF	FR	Blkd	INT
2020 (BU)	3	0	1	1	0.0	0	0	0	0	0	0
2021 (BU)	13	3	0	3	0.0	0	1	0	1	0	0
2022 (BU)	13	31	6	37	1.0	1	3	0	0	0	1
2023 (TTU)	1	0	0	0	0.0	0	0	0	0	0	0
2024 (TTU)	13	20	12	32	6.5	14	2	0	0	0	2
2025 (TTU)	1	1	1	2	1.0	4	0	0	0	0	0
TOTALS	44	55	20	75	8.5	19	6	0	1	0	3

2025 GAME-BY-GAME STATS

Opponent	GS	UA	A	TOT	TFL-YDS	INT-YDS	FF	FR	PBU
Ark.-Pine Bluff	1	1	2		1.0-4	0-0	0	0	0
Kent State									
Oregon State									
at Utah									
at Houston									
Kansas									
at Arizona State									
Oklahoma State									
at Kansas State									
BYU									
UCF									
at West Virginia									
Totals	1	1	2		1.0-4	0-0	0	0	0

2024 GAME-BY-GAME STATS

Opponent	GS	UA	A	TOT	TFL-YDS	INT-YDS	FF	FR	PBU
Abilene Christian	*	2	3	5	0.0-0	0-0	0	0	1
at Washington St.	*	1	0	1	0.0-0	0-0	0	0	0
North Texas	*	2	0	2	1.0-3	0-0	0	0	0
Arizona State	*	2	2	4	0.5-2	0-0	0	0	0
Cincinnati	*	2	1	3	1.0-1	1-51	0	0	0
at Arizona	*	0	1	1	0.0-0	0-0	0	0	1
Baylor	*	1	0	1	0.0-0	0-0	0	0	0
at TCU	*	2	1	3	0.5-1	0-0	0	0	0
at Iowa State		1	0	1	0.0-0	1-0	0	0	0
Colorado	*	2	2	4	1.0-4	0-0	0	0	0
at Oklahoma St.	*	4	0	4	1.0-1	0-0	0	0	0
West Virginia	*	1	1	2	1.0-1	0-0	0	0	0
vs. Arkansas		0	1	1	0.5-1	0-0	0	0	0
Totals		20	12	32	6.5-14	2-51	0	0	2

2023 GAME-BY-GAME STATS

Opponent	GS	UA	A	TOT	TFL-YDS	INT-YDS	FF	FR	PBU
vs. California		0	0	0	0.0-0	0-0	0	0	0
Totals		0	0	0	0.0-0	0-0	0	0	0

2022 GAME-BY-GAME STATS (@ BAYLOR)

Opponent	GS	UA	A	TOT	TFL-YDS	INT-YDS	FF	FR	PBU
UAlbany		2	0	2	0.0-0	0-0	0	0	1
at BYU		1	1	2	0.0-0	0-0	0	0	0
Texas State		4	2	6	0.0-0	0-0	0	0	0
at Iowa State		7	2	9	0.0-0	0-0	0	0	0
Oklahoma State		0	0	0	0.0-0	0-0	0	0	0
at West Virginia		0	0	0	0.0-0	0-0	0	0	0
Kansas		1	1	2	0.0-0	0-0	0	0	1
at Texas Tech		4	0	4	0.0-0	1-18	0	0	1
at Oklahoma	*	3	0	3	0.0-0	0-0	0	0	0
Kansas State		1	0	1	0.0-0	0-0	0	0	0
TCU		3	0	3	0.0-0	0-0	0	0	0
at Texas		1	0	1	0.0-0	0-0	0	0	0
vs. Air Force	*	4	0	4	1.0-1	0-0	0	0	0
Totals		31	6	37	1.0-1	1-18	0	0	3

2021 GAME-BY-GAME STATS (@ BAYLOR)

Opponent	GS	UA	A	TOT	TFL-YDS	INT-YDS	FF	FR	PBU
at Texas State		0	0	0	0.0-0	0-0	0	0	0
Texas Southern		0	0	0	0.0-0	0-0	0	0	1
at Kansas		1	0	1	0.0-0	0-0	0	0	0
Iowa State		1	0	1	0.0-0	0-0	0	0	0
at Oklahoma State		0	0	0	0.0-0	0-0	0	0	0
West Virginia		0	0	0	0.0-0	0-0	0	0	0
BYU		DNP							
Texas		0	0	0	0.0-0	0-0	0	0	0
at TCU		0	0	0	0.0-0	0-0	0	0	0
Oklahoma		0	0	0	0.0-0	0-0	0	0	0
at Kansas State		0	0	0	0.0-0	0-0	0	1	0
Texas Tech		0	0	0	0.0-0	0-0	0	0	0
vs. Oklahoma State		0	0	0	0.0-0	0-0	0	0	0
vs. Ole Miss		1	0	1	0.0-0	0-0	0	0	0
Totals		3	0	3	0.0-0	0-0	0	1	1

2020 GAME-BY-GAME STATS (@ BAYLOR)

Opponent	GS	UA	A	TOT	TFL-YDS	INT-YDS	FF	FR	PBU
Kansas State		0	0	0	0.0-0	0-0	0	0	0
at Oklahoma		0	0	0	0.0-0	0-0	0	0	0
Oklahoma State		0	1	1	0.0-0	0-0	0	0	0
Totals		0	1	1	0.0-0	0-0	0	0	0

18 JOHNCARLOS MILLER

TE | Sr. | 5th Yr. (2nd at Tech) | Greensboro, N.C. | Dudley HS

Follow on Social Media

X: @j2manmiller | IG: theofficial\_miller

PARTICIPATION	2021*	2022*	2023*	2024	2025	CAREER
GP/GS	4/0	11/11	10/10	13/0	1/1	39/22

\* at Elon

CAREER STATS

RECEIVING	G	Rec	Yds	TD	Lg	Rec/G	Avg/C	Avg/G
2021 (ELON)	4	1	4	0	4	0.3	4.0	1.0
2022 (ELON)	11	26	201	3	25	2.4	7.7	18.3
2023 (ELON)	10	25	453	4	70	2.5	18.1	45.3
2024 (TTU)	12	10	122	3	45	0.8	14.0	10.5
2025 (TTU)	1	2	24	0	17	2.0	12.0	24.0
Totals	39	64	804	10	70	1.6	12.6	20.6

2025 GAME-BY-GAME

Opponent	GS	Rec	Yds	TD	Avg	LG	Rush	Yds	TD
Arkansas-Pine Bluff	*	2	24	0	12.0	17	0	0	0
Kent State									
Oregon State									
at Utah									
at Houston									
Kansas									
at Arizona State									
Oklahoma State									
at Kansas State									
BYU									
UCF									
at West Virginia									
Totals		2	24	0	12.0	17	0	0	0

2024 GAME-BY-GAME

Opponent	GS	Rec	Yds	TD	Avg	LG	Rush	Yds	TD
Abilene Christian		1	7	0	7.0	7	0	0	0
at Washington St.		1	20	1	20.0	20	0	0	0
North Texas		2	55	1	27.5	45	0	0	0
Arizona State		1	5	1	5.0	5	0	0	0
Cincinnati		0	0	0	0.0	0	0	0	0
at Arizona		0	0	0	0.0	0	0	0	0
Baylor		1	13	0	13.0	0	0	0	0
at TCU		0	0	0	0.0	0	0	0	0
at Iowa State		0	0	0	0.0	0	0	0	0
Colorado		1	5	0	5.0	5	0	0	0
at Oklahoma St.		2	21	0	10.5	12	0	0	0
West Virginia		0	0	0	0.0	0	0	0	0
Totals		9	126	3	14.0	45	0	0	0

2023 GAME-BY-GAME (@ ELON)

Opponent	GS	Rec	Yds	TD	Avg	LG	Rush	Yds	TD
at Wake Forest	*	1	18	0	0.0	18	0	0	0
at Gardner-Webb	*	2	49	0	0.0	25	0	0	0
N.C. A&T	*	0	0	0	0.0	0	0	0	0
at Campbell	*	4	55	0	0.0	26	0	0	0
William & Mary	*	2	7	0	0.0	4	0	0	0
N.C. Central	*	5	82	0	0.0	30	0	0	0
Monmouth	*	2	70	1	0.0	65	0	0	0
at Delaware	*	5	101	1	0.0	70	0	0	0
at Richmond	*	2	14	1	0.0	9	0	0	0
Hampton	*	2	57	1	0.0	53	0	0	0
Totals		25	453	4	0.0	70	0	0	0

2022 GAME-BY-GAME (@ ELON)

Opponent	GS	Rec	Yds	TD	Avg	LG	Rush	Yds	TD
at Vanderbilt	*	3	24	0	0.0	15	0	0	0
at Wofford	*	4	31	0	0.0	10	0	0	0
Gardner-Webb	*	2	22	0	0.0	14	0	0	0
at William & Mary	*	2	21	0	0.0	20	0	0	0
Richmond	*	1	25	1	0.0	25	0	0	0
Towson	*	3	13	1	0.0	8	0	0	0
at Rhode Island	*	4	29	0	0.0	9	0	0	0
at New Hampshire	*	0	0	0	0.0	0	0	0	0
Delaware	*	2	4	0	0.0	4	0	0	0
UAlbany	*	2	5	0	0.0	5	0	0	0
at Hampton	*	3	27	1	0.0	16	0	0	0
Totals		26	201	3	0.0	25	0	0	0

2021 GAME-BY-GAME (@ELON)

Opponent	GS	Rec	Yds	TD	Avg	LG	Rush	Yds	TD
at James Madison		0	0	0	0.0	0	0	0	0
Villanova		0	0	0	0.0	0	0	0	0
at Towson		0	0	0	0.0	0	0	0	0
Rhode Island		1	4	0	0.0	4	0	0	0
Totals		1	4	0	0.0	4	0	0	0



2 BEHREN  
MORTON

QB | Sr. | 5th Yr. | Eastland, Texas | Eastland HS

Follow on Social Media

X: @BehrenMorton | IG: bmorton\_2

PARTICIPATION	2021	2022	2023	2024	2025	CAREER
GP/GS	2/0	9/4	10/8	12/12	1/1	34/25

CAREER STATS

PASSING	G	Cmp	Att	Int	Yds	TD	Lg	Pct	Avg/G	Effic
2021	2	1	3	0	0	0	0	33.3	0.0	33.3
2022	9	96	169	6	1,117	7	55	56.8	124.1	118.9
2023	10	182	293	8	1,757	15	49	62.1	175.7	123.9
2024	12	295	466	8	3,335	27	70	63.3	277.9	139.1
2025	1	16	20	0	201	4	41	80.0	201.0	230.0
Totals	34	590	951	22	6,410	53	70	62.2	188.5	132.4

RUSHING	G	Att	Yds	TD	Lg	Avg/C	Avg/G
2021	2	2	15	0	17	7.5	7.5
2022	9	42	79	2	15	1.9	8.8
2023	10	46	3	4	14	0.1	0.3
2024	12	55	-22	1	26	-0.4	-1.8
2025	1	0	0	0	0	0.0	0.0
Totals	34	145	75	7	26	0.5	2.2

TOTAL OFF.	G	Rush	Pass	Total	Avg/G
2021	2	15	0	15	7.5
2022	9	79	1117	1196	132.9
2023	10	3	1757	1760	176.0
2024	12	-22	3335	3313	276.1
2025	1	0	201	201	201.0
Totals	34	75	6410	6485	190.7

2025 GAME-BY-GAME

Opponent	GS	Comp	Att	TD	INT	Yds	Lg	Run	Yds	TD	LG
Ark-Pine Bluff	*	16	20	4	0	201	41	0	0	0	0
Kent State											
Oregon State											
at Utah											
at Houston											
Kansas											
at Arizona State											
Oklahoma State											
at Kansas State											
BYU											
UCF											
at West Virginia											
Totals		16	18	4	0	201	41	0	0	0	0

2024 GAME-BY-GAME

Opponent	GS	Comp	Att	TD	INT	Yds	Lg	Run	Yds	TD	LG
Abilene Christian	*	30	42	5	0	378	36	2	-5	0	3
at Washington St.	*	34	58	1	2	323	42	4	7	0	7
North Texas	*	15	19	4	0	273	70	2	-1	1	10
Arizona State	*	24	44	2	0	201	21	3	-15	0	4
Cincinnati	*	19	29	2	0	251	49	3	46	0	26
at Arizona	*	17	29	0	0	214	57	4	-23	0	1
Baylor	*	33	49	3	1	286	32	6	3	0	7
at TCU	*	13	22	0	0	137	44	3	-3	0	1
at Iowa State	*	21	40	2	2	237	35	8	6	0	8
Colorado	*	24	40	2	1	275	35	11	-36	0	9
at Oklahoma St.	*	37	53	4	1	401	34	8	3	0	12
West Virginia	*	28	41	2	1	359	41	1	-4	0	0
Totals		295	466	27	8	3,335	70	55	-22	1	26

2023 GAME-BY-GAME

Opponent	GS	Comp	Att	TD	INT	Yds	Lg	Run	Yds	TD	LG
at Wyoming	DNP										
Oregon	DNP	-	-	-	-	-	-	-	-	-	-
Tarleton State	8	13	2	1	72	15	3	11	0	7	
at West Virginia	13	37	1	0	158	26	8	-12	0	4	
Houston	*	14	22	2	0	161	34	4	10	0	7
at Baylor	*	19	26	3	1	180	24	2	-1	1	10
Kansas State	*	14	21	0	0	125	31	6	8	1	10
at BYU	DNP-injured										
TCU	*	28	36	2	0	282	44	5	-4	1	9
at Kansas	*	19	25	0	1	176	33	7	-11	0	9
UCF	*	21	34	2	1	256	49	3	10	0	8
at Texas	*	19	36	0	3	88	15	5	-2	1	14
vs. California	*	27	43	3	1	259	41	3	-6	0	7
Totals		182	293	15	8	1,757	49	46	3	4	14

BEHREN MORTON (CONT.)

2022 GAME-BY-GAME

Opponent	GS	Comp	Att	TD	INT	Yds	Lg	Run	Yds	TD	LG
Murray State		7	10	1	1	97	24	3	-15	0	2
Houston		0	0	0	0	0	0	0	0	0	0
at NC State		4	7	0	1	85	38	2	20	0	13
Texas		0	0	0	0	0	0	0	0	0	0
at Kansas State	DNP										
at Oklahoma St.	*	39	62	2	1	379	36	17	53	1	15
West Virginia	*	28	45	2	0	325	55	8	17	0	8
Baylor	*	11	34	1	3	152	39	6	6	1	14
at TCU	*	7	10	1	0	79	47	6	-2	0	4
Kansas	DNP-injured										
at Iowa State	DNP-injured										
Oklahoma	DNP-injured										
vs. Ole Miss		0	1	0	0	0	0	0	0	0	0
Totals		96	169	7	6	1,117	55	42	79	2	15

2021 GAME-BY-GAME

Opponent	GS	Comp	Att	TD	INT	Yds	Lg	Run	Yds	TD	LG
at Kansas		0	0	0	0	0	0	0	0	0	0
Oklahoma State		1	3	0	0	0	0	2	15	0	17
Totals		1	3	0	0	0	0	2	15	0	17

14 BRICE  
POLLOCK

CB | Jr. | 3rd Yr. (1st at Tech) | Snellville, Ga. | Shiloh HS

Follow on Social Media

X: @PollockBrice | IG: bricepollock\_

PARTICIPATION	2023*	2024*	2025	CAREER
GP/GS	11/3	12/12	1/1	24/16

\* at Mississippi State

TACKLES	GP	UA	A	Total	TFL	Yds	PD	FF	FR	Blkd	INT
2023 (MSU)	11	13	11	24	0.5	1	1	0	0	0	0
2024 (MSU)	12	24	24	48	1.0	3	9	1	0	0	1
2025 (TTU)	1	0	0	0	0.0	0	0	0	0	0	0
TOTALS	24	37	35	72	1.5	4	10	1	0	0	1

2025 GAME-BY-GAME STATS

Opponent	GS	UA	A	TOT	TFL-YDS	INT-YDS	FF	FR	PBU
Ark.-Pine Bluff	*	0	0	0	0.0-0	0-0	0	0	0
Kent State									
Oregon State									
at Utah									
at Houston									
Kansas									
at Arizona State									
Oklahoma State									
at Kansas State									
BYU									
UCF									
at West Virginia									
Totals		0	0	0	0.0-0	0-0	0	0	0

2024 GAME-BY-GAME STATS (@ MISSISSIPPI STATE)

Opponent	GS	UA	A	TOT	TFL-YDS	INT-YDS	FF	FR	PBU
E. Kentucky	*	0	4	4	0.0-0	0-0	0	0	1
at Arizona State	*	3	3	6	0.0-0	0-0	0	0	0
Toledo	*	0	1	1	0.0-0	0-0	0	0	1
Florida	*	4	0	4	0.0-0	0-0	0	0	1
at Texas	*	4	2	6	0.0-0	0-0	0	0	1
at Georgia	*	4	0	4	0.0-0	1-0	0	0	1
Texas A&M	*	3	1	4	0.0-0	0-0	0	0	0
Arkansas	*	0	4	4	0.0-0	0-0	0	0	0
UMass	*	1	2	3	0.0-0	0-0	0	0	2
at Tennessee	*	1	1	2	1.0-3	0-0	0	0	0
Missouri	*	1	3	4	0.0-0	0-0	0	0	1
at Ole Miss	*	3	3	6	0.0-0	0-0	0	0	1
Totals		24	24	48	1.0-3	1-0	0	0	9



13 BEN ROBERTS

LB | Jr. | 4th Yr. | Haslet, Texas | Eaton HS

Follow on Social Media

X: @Ben\_Roberts2022 | IG: ben.roberts04

PARTICIPATION	2022	2023	2024	2025	CAREER
GP/GS	2/0	13/12	13/13	1/1	29/26

CAREER STATS

TACKLES	GP	UA	A	Total	TFL	Yds	PD	FF	FR	Blkd	QBH
2022	2	0	0	0	0.0	0	0	0	0	0	0
2023	13	55	52	107	6.5	30	0	2	0	0	3
2024	13	38	45	83	4.5	11	0	3	0	0	6
2025	1	1	3	4	0.0	0	0	0	0	0	0
Totals	29	94	100	194	11.0	41	0	5	0	0	9

2025 GAME-BY-GAME STATS

Opponent	GS	UA	A	TOT	SACKS-YDS	TFL-YDS	FF	FR	INT	QBH
Ark-Pine Bluff	*	1	3	4	0.0-0	0.0-0	0	0	0	0
Kent State										
Oregon State										
at Utah										
at Houston										
Kansas										
at Arizona State										
Oklahoma State										
at Kansas State										
BYU										
UCF										
at West Virginia										
Totals		1	3	4	0.0-0	0.0-0	0	0	0	0

2024 GAME-BY-GAME STATS

Opponent	GS	UA	A	TOT	SACKS-YDS	TFL-YDS	FF	FR	INT	QBH
Abilene Christian	*	4	3	7	0.0-0	1.0-2	1	0	0	0
at Washington St.	*	7	0	7	0.0-0	1.0-2	1	0	0	0
North Texas	*	3	0	3	0.0-0	0.0-0	0	0	0	0
Arizona State	*	2	9	11	0.0-0	0.0-0	0	0	0	0
Cincinnati	*	4	8	12	0.0-0	2.0-5	1	0	0	1
at Arizona	*	2	3	5	0.0-0	0.0-0	0	0	0	1
Baylor	*	3	3	6	0.0-0	0.0-0	0	0	0	0
at TCU	*	3	4	7	0.0-0	0.0-0	0	0	0	0
at Iowa State	*	2	5	7	0.0-0	0.5-2	0	0	0	2
Colorado	*	2	0	2	0.0-0	0.0-0	0	0	0	0
at Oklahoma St.	*	3	4	7	0.0-0	0.0-0	0	0	0	1
West Virginia	*	2	2	4	0.0-0	0.0-0	0	0	0	0
vs. Arkansas	*	1	4	5	0.0-0	0.0-0	0	0	0	1
Totals		38	45	83	0.0-0	4.5-11	3	0	0	6

2023 GAME-BY-GAME STATS

Opponent	GS	UA	A	TOT	SACKS-YDS	TFL-YDS	FF	FR	INT	QBH
at Wyoming		0	1	1	0.0-0	0.5-0	0	0	0	0
Oregon	*	5	7	12	0.5-2	1.5-7	1	0	0	0
Tarleton State	*	2	2	4	0.0-0	0.0-0	0	0	0	0
at West Virginia	*	4	7	11	0.0-0	0.5-1	0	0	1	0
Houston	*	8	2	10	0.0-0	0.0-0	0	0	0	0
at Baylor	*	5	2	7	0.0-0	2.0-19	1	0	0	0
Kansas State	*	5	6	11	0.0-0	0.0-0	0	0	0	0
at BYU	*	5	5	10	0.0-0	0.0-0	0	0	0	1
TCU	*	3	3	6	0.0-0	0.0-0	0	0	0	0
at Kansas	*	8	1	9	0.0-0	0.0-0	0	0	0	0
UCF	*	2	4	6	0.0-0	0.5-2	0	0	0	0
at Texas	*	6	7	13	0.0-0	0.0-0	0	0	0	1
vs. California	*	2	5	7	0.0-0	1.5-3	0	0	0	1
Totals		55	52	107	0.5-2	6.5-30	2	0	1	3

2022 GAME-BY-GAME STATS

Opponent	GS	UA	A	TOT	SACKS-YDS	TFL-YDS	FF	FR	INT	QBH
Murray State		DNP								
Houston		DNP								
at NC State		DNP								
Texas		DNP								
at Kansas State	0	0	0	0.0-0	0.0-0	0	0	0	0	0
at Oklahoma St.	0	0	0	0.0-0	0.0-0	0	0	0	0	0
West Virginia		DNP								
Baylor		DNP								
at TCU		DNP								
Kansas		DNP								
at Iowa State		DNP								
Oklahoma		DNP								
vs. Ole Miss		DNP								
Totals	0	0	0	0.0-0	0.0-0	0	0	0	0	0

10 JACOB RODRIGUEZ

LB | Sr. | 5th Yr. (4th at Tech) | Wichita Falls, Texas | Rider HS

Follow on Social Media

X: @Jacob\_R\_10 | IG: jrodriguez...10

PARTICIPATION	2021	2022	2023	2024	2025	CAREER
GP/GS	12/0	12/0	5/4	13/13	1/1	43/18

CAREER STATS

TACKLES	GP	UA	A	Total	TFL	Yds	PD	FF	FR	Blkd	QBH
2021 (UNA)	12	1	0	1	0.0	0	0	0	0	0	0
2022 (TTU)	12	17	12	29	3.0	7	0	1	0	0	0
2023 (TTU)	5	21	11	32	1.0	1	2	2	1	0	1
2024 (TTU)	13	77	50	127	10.5	63	4	3	2	0	5
2025 (TTU)	1	3	1	4	0.0	0	1	0	0	0	0
Totals	43	119	74	193	14.5	71	6	6	3	0	6

2025 GAME-BY-GAME STATS

Opponent	GS	UA	A	TOT	SACKS-YDS	TFL-YDS	FF	FR	INT	QBH
Ark-Pine Bluff	*	3	1	4	0.0-0	0.0-0	0	0	0	0
Kent State										
Oregon State										
at Utah										
at Houston										
Kansas										
at Arizona State										
Oklahoma State										
at Kansas State										
BYU										
UCF										
at West Virginia										
Totals		3	1	4	0.0-0	0.0-0	0	0	0	0

2024 GAME-BY-GAME STATS

Opponent	GS	UA	A	TOT	SACKS-YDS	TFL-YDS	FF	FR	INT	QBH
Abilene Christian	*	9	4	13	0.0-0	2.0-13	1	0	0	0
at Washington St.	*	7	0	7	0.0-0	0.0-0	0	0	0	0
North Texas	*	1	0	1	0.0-0	0.0-0	0	0	0	1
Arizona State	*	2	7	9	0.0-0	1.0-2	0	0	0	0
Cincinnati	*	7	4	11	0.0-0	0.5-2	0	1	0	1
at Arizona	*	5	8	13	1.0-16	1-16	1	0	0	0
Baylor	*	7	5	12	0.0-0	0.0-0	0	0	0	0
at TCU	*	1	4	5	0.0-0	0.0-0	0	0	0	0
at Iowa State	*	9	4	13	2.0-6	2.5-7	1	0	0	0
Colorado	*	13	4	17	1.0-10	1.5-11	0	0	0	2
at Oklahoma St.	*	7	5	12	0.0-0	0.0-0	0	1	1	1
West Virginia	*	4	1	5	1.0-10	1.0-10	0	0	0	0
vs. Arkansas	*	5	4	9	0.0-0	1.0-2	0	0	0	0
Totals		72	46	118	5.0-42	9.5-61	3	2	1	5

2023 GAME-BY-GAME STATS

Opponent	GS	UA	A	TOT	SACKS-YDS	TFL-YDS	FF	FR	INT	QBH
at Wyoming	*	2	0	2	0.0-0	0.0-0	1	1	0	0
Oregon		DNP-injured								
Tarleton State		DNP-injured								
at West Virginia		DNP-injured								
Houston		DNP-injured								
at Baylor		DNP-injured								
Kansas State		DNP-injured								
at BYU		DNP-injured								
TCU		4	2	6	0.0-0	0.0-0	0	0	0	0
at Kansas	*	3	1	4	0.0-0	1.0-1	0	0	0	0
UCF	*	7	5	12	0.0-0	0.0-0	0	0	0	1
at Texas		DNP								
vs. California	*	5	3	8	0.0-0	0.0-0	1	0	1	0
Totals		21	11	32	0.0-0	1.0-1	2	1	1	1

2022 GAME-BY-GAME STATS

Opponent	GS	UA	A	TOT	SACKS-YDS	TFL-YDS	FF	FR	INT	QBH
Murray State		0	4	4	0.0-0	1.0-2	0	0	0	0
Houston		0	0	0	0.0-0	0.0-0	0	0	0	0
at NC State		2	2	4	0.0-0	0.5-1	0	0	0	0
Texas		1	0	1	0.0-0	0.0-0	0	0	0	0
at Kansas State		1	0	1	0.0-0	0.0-0	0	0	0	0
at Oklahoma St.		1	1	2	0.0-0	0.0-0	0	0	0	2
West Virginia		4	0	4	0.0-0	0.0-0	1	0	0	1
Baylor		3	2	5	0.0-0	0.0-0	0	0	0	0
at TCU		0	2	2	0.0-0	0.5-1	0	0	0	0
Kansas		2	0	2	0.0-0	0.0-0	0	0	0	0
at Iowa State		1	0	1	0.0-0	0.0-0	0	0	0	0
Oklahoma		DNP-injured								
vs. Ole Miss		2	1	3	0.0-0	1.0-3	0	0	0	0
Totals		17	12	29	0.0-0	3.0-7	1	0	0	3



JACOB RODRIGUEZ (CONT.)

2021 GAME-BY-GAME (@ VIRGINIA)

Opponent	GS	Rush	Yds	TD	LG	Rec	Yds	TD	LG
William & Mary		3	31	0	24	0	0	0	0
Illinois		0	0	0	0	0	0	0	0
at North Carolina		3	14	0	7	3	23	0	17
Wake Forest		0	0	0	0	0	0	0	0
at Miami (FL)		1	5	0	5	2	24	0	16
at Louisville		1	1	0	1	2	13	0	9
Duke		2	5	0	4	0	0	0	0
Georgia Tech		0	0	0	0	0	0	0	0
at BYU		0	0	0	0	1	5	0	5
Notre Dame		0	0	0	0	0	0	0	0
at Pittsburgh		0	0	0	0	0	0	0	0
Virginia Tech		0	0	0	0	0	0	0	0
Totals		10	56	0	24	8	65	0	17

1 REGGIE VIRGIL

WR | Sr. | 5th Yr. (1st at Tech) | Apopka, Fla. | Mount Dora Christian Academy  
Follow on Social Media  
X: @Therealreggie11 | IG: therealreggie0

PARTICIPATION	2022*	2023*	2024*	2025	CAREER
GP/GS	11/1	12/0	13/11	1/1	37/13

\* at Miami (OH)

CAREER STATS

RECEIVING	G	Rec	Yds	TD	Lg	Rec/G	Avg/C	Avg/G
2022 (M-OH)	11	1	28	0	0	0.1	28.0	2.6
2023 (M-OH)	12	1	34	1	0	0.1	34.0	2.8
2024 (M-OH)	13	41	816	9	75	3.6	20.0	62.8
2025 (TTUJ)	1	4	56	1	21	4.0	14.0	56.0
Totals	37	47	934	11	75	1.3	19.9	25.2

2025 GAME-BY-GAME

Opponent	GS	Rec	Yds	TD	Avg	LG	Rush	Yds	TD
Arkansas-Pine Bluff	*	4	56	1	14.0	21	0	0	0
Kent State									
Oregon State									
at Utah									
at Houston									
Kansas									
at Arizona State									
Oklahoma State									
at Kansas State									
BYU									
UCF									
at West Virginia									
Totals		4	56	1	14.0	21	0	0	0

2024 GAME-BY-GAME (@ MIAMI-OHIO)

Opponent	GS	Rec	Yds	TD	Avg	LG	Rush	Yds	TD
at Northwestern	*	3	32	0	10.7	12	0	0	0
Cincinnati		3	77	1	25.7	58	0	0	0
at Notre Dame	*	1	12	0	12.0	12	0	0	0
UMass	*	1	10	0	10.0	10	0	0	0
at Toledo		4	76	0	19.0	51	0	0	0
at Eastern Michigan	*	3	113	2	37.7	75	0	0	0
Ohio	*	3	39	1	13.0	18	0	0	0
Central Michigan	*	4	50	1	12.5	22	0	0	0
at Ball State	*	5	101	1	20.2	41	0	0	0
Kent State	*	2	88	1	44.0	69	0	0	0
Northern Illinois	*	4	107	1	26.8	50	0	0	0
at Bowling Green	*	5	82	1	13.7	28	0	0	0
vs. Ohio	*	2	29	0	14.5	19	0	0	0
vs. Colorado State		DNP							
Totals		41	878	7	19.9	70	0	0	0

20 J'KOBY WILLIAMS

RB | So. | 2nd Yr. | Beckville, Texas | Beckville HS  
Follow on Social Media  
X: @WilliamsJkoby | IG: officialjkoby

PARTICIPATION	2024*	2025	CAREER
GP/GS	10/1	1/0	11/1

CAREER STATS

RUSHING	G	Att	Yds	TD	Lg	Avg/C	Avg/G
2024	10	41	236	2	54	5.8	23.6
2025	1	6	56	1	20	9.3	56.0
Totals	11	47	292	3	54	6.2	26.5

RECEIVING	G	Rec	Yds	TD	Lg	Rec/G	Avg/C	Avg/G
2024	10	10	100	1	22	1.0	10.0	10.0
2025	1	0	0	0	0	0.0	0.0	0.0
Totals	11	10	100	1	22	0.9	10.0	9.1

2025 GAME-BY-GAME

Opponent	GS	Rush	Yds	TD	LG	Rec	Yds	TD	LG
Ark-Pine Bluff		6	56	1	20	0	0	0	0
Kent State									
Oregon State									
at Utah									
at Houston									
Kansas									
at Arizona State									
Oklahoma State									
at Kansas State									
BYU									
UCF									
at West Virginia									
Totals		6	56	1	20	0	0	0	0

2024 GAME-BY-GAME

Opponent	GS	Rush	Yds	TD	LG	Rec	Yds	TD	LG
Abilene Christian		DNP							
at Washington State		DNP							
North Texas		4	27	1	12	1	10	0	10
Arizona State		2	7	0	5	0	0	0	0
Cincinnati		DNP							
at Arizona		0	0	0	0	0	0	0	0
Baylor		0	0	0	0	2	22	1	18
at TCU		8	42	0	13	0	0	0	0
at Iowa State		1	1	0	1	1	2	0	2
Colorado		4	12	0	6	0	0	0	0
at Oklahoma State		2	4	0	3	0	0	0	0
West Virginia		5	20	0	11	2	30	0	18
vs. Arkansas	*	15	123	1	54	4	36	0	22
Totals		41	236	2	54	10	100	1	22

5 COLE WISNIEWSKI

S | R-Sr. | 6th Yr. (1st at Tech) | Sparta, Wis. | Sparta HS  
Follow on Social Media  
X: @ColeWisniewski | IG: cole.wiz

PARTICIPATION	2020/21*	2021*	2022*	2023*	2024*	2025	CAREER
GP/GS	10/2	15/2	8/1	14/14	0/0	1/1	48/20

\* at North Dakota State

TACKLES

GP	UA	A	Total	TFL	Yds	PD	FF	FR	Blkd	INT
2020/21 (NDSU)	10	13	10	23	1.0	1	0	0	0	0
2021 (NDSU)	15	38	15	53	2.5	9	2	2	0	0
2022 (NDSU)	8	14	13	27	0.0	0	0	0	1	0
2023 (NDSU)	14	49	43	92	2.0	7	5	1	0	8
2024 (NDSU)	0	0	0	0	0.0	0	0	0	0	0
2025 (TTUJ)	1	0	1	1	0.0	0	0	0	0	0
TOTALS	48	114	82	196	5.5	17	7	3	1	8

2025 GAME-BY-GAME STATS

Opponent	GS	UA	A	TOT	TFL-YDS	INT-YDS	FF	FR	PBU
Ark.-Pine Bluff	*	0	1	1	0.0-0	0-0	0	0	0
Kent State									
Oregon State									
at Utah									
at Houston									
Kansas									
at Arizona State									
Oklahoma State									
at Kansas State									
BYU									
UCF									
at West Virginia									
Totals		0	1	1	0.0-0	0-0	0	0	0



COLE WISNIEWSKI (CONT.)

2024 GAME-BY-GAME STATS (@ NORTH DAKOTA STATE)

Opponent	GS	UA	A	TOT	TFL-YDS	INT-YDS	FF	FR	PBU
DNP									

2023 GAME-BY-GAME STATS (@ NORTH DAKOTA STATE)

Opponent	GS	UA	A	TOT	TFL-YDS	INT-YDS	FF	FR	PBU
vs. E. Washington *	7	4	11		0.0-0	1-39	0	0	1
Maine *	2	1	3		0.0-0	2-26	0	0	0
Central Arkansas *	3	3	6		0.0-0	0-0	1	0	0
South Dakota *	1	3	4		0.0-0	0-0	0	0	0
at Missouri State *	4	1	5		0.0-0	1-64	0	0	1
at North Dakota *	0	1	1		0.0-0	0-0	0	0	0
Western Illinois	DNP								
Murray State *	0	3	3		0.0-0	0-0	0	0	0
at S. Dakota St. *	6	5	11		0.0-0	0-0	0	0	1
Southern Ill. *	5	4	9		0.0-0	0-0	0	0	1
Northern Iowa *	4	6	10		1.0-5	1-75	0	0	1
Drake *	5	2	7		0.0-0	0-0	0	0	0
at Montana State *	7	1	8		1.0-2	1-0	0	0	0
at South Dakota *	0	3	3		0.0-0	2-35	0	0	0
at Montana *	5	6	11		0.0-0	0-0	0	0	0
Totals	49	43	92		2.0-7	8-239	1	0	5

2022 GAME-BY-GAME STATS (@ NORTH DAKOTA STATE)

Opponent	GS	UA	A	TOT	TFL-YDS	INT-YDS	FF	FR	PBU
Drake	DNP								
N. Carolina A&T	DNP								
at Arizona	DNP								
at South Dakota	DNP								
Youngstown St.	DNP								
at Indiana St.	DNP								
S. Dakota St.	DNP								
Illinois State	2	1	3		0.0-0	0-0	0	0	0
at W. Illinois	5	1	6		0.0-0	0-0	0	0	0
at S. Illinois	0	2	2		0.0-0	0-0	0	0	0
North Dakota	0	0	0		0.0-0	0-0	0	0	0
Montana	4	4	8		0.0-0	0-0	0	1	0
Samford	1	1	2		0.0-0	0-0	0	0	0
Incarnate Word	2	0	2		0.0-0	0-0	0	0	0
S. Dakota St. *	0	4	4		0.0-0	0-0	0	0	0
Totals	14	13	27		0.0-0	0-0	0	1	0

2021 GAME-BY-GAME STATS (@ NORTH DAKOTA STATE)

Opponent	GS	UA	A	TOT	TFL-YDS	INT-YDS	FF	FR	PBU
UALbany	1	0	1		0.0-0	0-0	0	0	0
Valparaiso *	2	2	4		0.0-0	0-0	0	0	0
at Towson	2	0	2		0.0-0	0-0	0	0	0
at North Dakota	2	1	3		0.0-0	0-0	0	0	0
Northern Iowa	5	1	6		1.0-6	0-0	0	0	0
at Illinois State	0	1	1		0.0-0	0-0	0	0	0
Missouri State	6	2	8		0.0-0	0-0	0	0	0
Indiana State	0	1	1		0.5-0	0-0	0	0	1
at S. Dakota St.	3	1	4		1.0-3	0-0	0	0	0
at Youngstown St.	2	2	4		0.0-0	0-0	1	0	0
South Dakota	1	0	1		0.0-0	0-0	0	0	0
Southern Illinois *	3	1	4		0.0-0	0-0	1	0	0
E. Tennessee St.	2	2	4		0.0-0	0-0	0	0	0
James Madison	4	1	5		0.0-0	0-0	0	0	0
vs. Montana State	5	0	5		0.0-0	0-0	0	0	1
Totals	38	15	53		2.5-9	0-0	2	0	2

2020-21 GAME-BY-GAME STATS (@ NORTH DAKOTA STATE)

Opponent	GS	UA	A	TOT	TFL-YDS	INT-YDS	FF	FR	PBU
Central Arkansas	1	0	1		0.0-0	0-0	0	0	0
Youngstown St.	0	0	0		0.0-0	0-0	0	0	0
at Southern Ill.	0	0	0		0.0-0	0-0	0	0	0
at Missouri St.	1	0	1		0.0-0	0-0	0	0	0
Illinois State	0	0	0		0.0-0	0-0	0	0	0
North Dakota	1	1	2		0.0-0	0-0	0	0	0
at Northern Ill.	1	0	1		0.0-0	0-0	0	0	0
S. Dakota St.	1	1	2		0.0-0	0-0	0	0	0
Eastern Wash. *	4	5	9		0.0-0	0-0	0	0	0
at Sam Houston *	4	2	6		1.0-1	0-0	0	0	0
Totals	13	9	22		1.0-1	0-0	0	0	0

RED RAIDERS IN THE NCAA/BIG 12 STATS

As of Wednesday, Sept. 3, 2025

QB BEHREN MORTON

Category	Stat	NCAA	Big 12
Completions Percentage (119 ranked)	80.0	10th	3rd
Passing Efficiency (124 ranked)	230.4	3rd	1st
Passing Touchdowns (7 ranked)	4	7th	4th
Passing Yards Per Completion (119 ranked)	12.56	37th	6th
Points Responsible For (186 ranked)	24	8th	5th
Points Responsible For Per Game (191 ranked)	24.0	5th	2nd
Yards Per Pass Attempt (119 ranked)	10.05	20th	4th

RB CAMERON DICKEY

Category	Stat	NCAA	Big 12
Rush Yards Per Carry	6.92	28th	3rd

TE TERRANCE CARTER JR.

Category	Stat	NCAA	Big 12
Receiving Touchdowns	2	4th	2nd



TEAM/INDIVIDUAL STATISTICS

Team Results

Date	Opponent		Score	Att.
08/30/2025	Ark.-Pine Bluff	W	67-7	60229

Rushing

Player	gp	att	gain	loss	net	avg	td	lg	avg/g
Cameron Dickey	1	13	91	1	90	6.9	1	20	90.0
Adam Hill	1	7	78	0	78	11.1	0	24	78.0
Will Hammond	1	1	64	0	64	64.0	1	64	64.0
J'Koby Williams	1	6	56	0	56	9.3	1	20	56.0
Mitch Griffis	1	1	8	0	8	8.0	0	8	8.0
Team	1	1	0	2	-2	-2.0	0	0	-2.0
Total	1	29	297	3	294	10.1	3	64	294.0
Opponents	1	26	69	16	53	2.0	0	9	53.0

Passing

Player	gp	effic	comp-att-int	pct	yds	td	lg	avg/g
Behren Morton	1	230.4	16-20-0	80.0	201	4	41	201.0
Will Hammond	1	200.3	7-9-0	77.8	92	1	19	92.0
Mitch Griffis	1	235.5	2-3-0	66.7	21	1	13	21.0
Total	1	222.4	25-32-0	78.1	314	6	41	314.0
Opponents	1	86.5	17-33-1	51.5	122	1	24	122.0

Receiving

Player	gp	no.	yds	avg	td	lg	avg/g
Reggie Virgil	1	4	56	14.0	1	21	56.0
Caleb Douglas	1	3	44	14.7	0	19	44.0
Coy Eakin	1	3	47	15.7	1	41	47.0
Terrance Carter	1	3	42	14.0	2	21	42.0
Johncarlos Miller II	1	2	24	12.0	0	17	24.0
TJ West	1	2	15	7.5	0	9	15.0
Micah Hudson	1	2	20	10.0	0	19	20.0
Leyton Stone	1	2	28	14.0	1	19	28.0
Kelby Valsin	1	1	18	18.0	0	18	18.0
J'Koby Williams	1	1	-1	-1.0	0	0	-1.0
Tyson Turner	1	1	8	8.0	0	8	8.0
Bryson Jones	1	1	13	13.0	1	13	13.0
Total	1	25	314	12.6	6	41	314.0
Opponents	1	17	122	7.2	1	24	122.0

Game Records

Record	Overall	Home	Away	Neutral
ALL GAMES	1-0	1-0	0-0	0-0
CONFERENCE	0-0	0-0	0-0	0-0
NON-CONFERENCE	1-0	1-0	0-0	0-0

Team Statistics

	TTU	OPP
First Downs	33	11
Rushing	13	3
Passing	18	6
Penalty	2	2
Rushing Yardage	294	53
Rushing attempts	29	26
Average per rush	10.1	2.0
Average per game	294.0	53.0
TDs Rushing	3	0
Passing Yardage	314	122
Comp-Att-Int	25-32-0	17-33-1
Average per pass	9.8	3.7
Average per catch	12.6	7.2
Average per game	314.0	122.0
TDs Passing	6	1
Total offense	608	175
Average per play	10.0	3.0
Average per game	608.0	175.0
Kick returns: #-Yards	2-54	1-18
Punt returns: #-Yards	4--2	0-0
Int returns: #-Yards	1-7	0-0
Fumbles-Lost	2-0	2-0
Penalties-Yards	7-60	4-31
Punts-Avg	0-0.0	7-26.9
Time of possession / game	27:22	30:38
3rd-down conversion	5/8	4/14
4th-down conversion	1/1	1/2
PAT-attempts	(7-8) 88%	(1-1) 100%
2-point conversion-attempts	(0-1) 0%	(0-0) 0%

Interceptions

Player	no.	yds	avg	td	lg
Amier Boyd-Matthews	1	7	7.0	0	7
Total	1	7	7.0	0	7
Opponents	0	0	0.0	0	0



INDIVIDUAL STATISTICS

Field Goals

Player	fg	pct.	01-19	20-29	30-39	40-49	50-99	lg	blk
Upton Bellenfant	1-1	100.0	0-0	1-1	0-0	0-0	0-0	29	0
Stone Harrington	1-1	100.0	0-0	0-0	1-1	0-0	0-0	31	0
Opponents	0-1	0.0	0-0	0-0	0-0	0-1	0-0	0	0

Scoring

			PAT						
Player	td	fg	kick	rush	rcv	pass	dxp	saf	pts
Terrance Carter	2	-	-	-	-	-	-	-	12
Stone Harrington	-	1-1	4-4	-	-	-	-	-	7
Reggie Virgil	1	-	-	-	-	-	-	-	6
Coy Eakin	1	-	-	-	-	-	-	-	6
Will Hammond	1	-	-	-	-	-	-	-	6
J'Koby Williams	1	-	-	-	-	-	-	-	6
Cameron Dickey	1	-	-	-	-	-	-	-	6
Bryson Jones	1	-	-	-	-	-	-	-	6
Leyton Stone	1	-	-	-	-	-	-	-	6
Upton Bellenfant	-	1-1	2-3	-	-	-	-	-	5
Ian Hershey	-	-	1-1	-	-	-	-	-	1
Total	9	2-2	7-8	0	0	0	0	0	67
Opponents	1	0-1	1-1	0	0	0	0	0	7

Score by Periods

Team	1st	2nd	3rd	4th	OT	TOT
Texas Tech	23	24	14	6	0	67
Opponents	0	0	0	7	0	7

Punting

Player	no.	yds	avg	lg	tb	fc	i20	50+	blk
Total	0	0	0.0	0	0	0	0	0	0
Opponents	7	188	26.9	44	0	0	0	0	1

Punt Returns

Player	no.	yds	avg	td	lg
Mikal Harrison-Pilot	1	0	0.0	0	0
Tristian Gentry	1	0	0.0	0	0
Total	4	-2	-0.5	0	0
Opponents	0	0	0.0	0	0

Kick Returns

Player	no.	yds	avg	td	lg
Micah Hudson	1	29	29.0	0	29
Tristian Gentry	1	25	25.0	0	25
Total	2	54	27.0	0	29
Opponents	1	18	18.0	0	18

All Purpose

Player	g	rush	rcv	pr	kr	ir	total	avg/g
Cameron Dickey	1	90	0	0	0	0	90	90.0
Adam Hill	1	78	0	0	0	0	78	78.0
Will Hammond	1	64	0	0	0	0	64	64.0
Reggie Virgil	1	0	56	0	0	0	56	56.0
J'Koby Williams	1	56	-1	0	0	0	55	55.0
Micah Hudson	1	0	20	0	29	0	49	49.0
Coy Eakin	1	0	47	0	0	0	47	47.0
Caleb Douglas	1	0	44	0	0	0	44	44.0
Terrance Carter	1	0	42	0	0	0	42	42.0
Leyton Stone	1	0	28	0	0	0	28	28.0
Tristian Gentry	1	0	0	0	25	0	25	25.0
Johncarlos Miller II	1	0	24	0	0	0	24	24.0
Kelby Valsin	1	0	18	0	0	0	18	18.0
TJ West	1	0	15	0	0	0	15	15.0
Bryson Jones	1	0	13	0	0	0	13	13.0
Mitch Griffis	1	8	0	0	0	0	8	8.0
Tyson Turner	1	0	8	0	0	0	8	8.0
Amier Boyd-Matthews	1	0	0	0	0	7	7	7.0
Roy Alexander	1	0	0	-2	0	0	-2	-2.0
Total	1	294	314	-2	54	7	667	667.0
Opponents	1	53	122	0	18	0	193	193.0

Total Offense

Player	g	plays	rush	pass	total	avg/g
Behren Morton	1	20	0	201	201	201.0
Will Hammond	1	10	64	92	156	156.0
Cameron Dickey	1	13	90	0	90	90.0
Adam Hill	1	7	78	0	78	78.0
J'Koby Williams	1	6	56	0	56	56.0
Mitch Griffis	1	4	8	21	29	29.0
Total	1	61	294	314	608	608.0
Opponents	1	59	53	122	175	175.0

TEXAS TECH GAME-BY-GAME STATS

		Rushing				Receiving				Passing				Kick Returns				Punt Returns				tot		
Date	Opponent	no.	yds	td	lg	no.	yds	td	lg	cmp	att	int	yds	td	lg	no.	yds	td	lg	no.	yds	td	lg	off
08/30/2025	Ark.-Pine Bluff	29	294	3	64	25	314	6	41	25	32	0	314	6	41	2	54	0	29	4	-2	0	0	608
Texas Tech		29	294	3	64	25	314	6	41	25	32	0	314	6	41	2	54	0	29	4	-2	0	0	608
Opponents		26	53	0	9	17	122	1	24	17	33	1	122	1	24	1	18	0	18	0	0	0	0	175

Texas Tech Averages

Games	Avg/ rush	Avg/ catch	Pass effic	KR avg	PR avg	All purpose avg/game	Total offense avg/game
1	10.1	12.6	222.4	27.0	-0.5	667.0	608.0

Date	Opponent	Tackles				Sacks	Fumble	Pass Defense				blkd	PAT attempts				off	
		ua	a	total	tfl-yds	no-yds	ff	fr-yds	int-yds	qbh	brup	kick	kick	rush	rcv	saf	t/o	pts
08/30/2025	Ark.-Pine Bluff	29	24	53	6.0-24	3-12	1	0-0	1-7	5	2	1	7-8	0	0	0	6	67
Texas Tech		29	24	53	6.0-24	3-12	1	0-0	1-7	5	2	1	7-8	0	0	0	6	67
Opponents		44	4	48	2.0-2	0-0	1	0-0	0-0	1	0	0	1-1	0	0	0	0	7

		Punting										Field Goals			Kickoffs				
Date	Opponent	no.	yds	avg	long	blkd	tb	fc	50+	i20	md-att	long	blkd	no.	yds	avg	tb	ob	
08/30/2025	Ark.-Pine Bluff	0	0	0.0	0	0	0	0	0	0	2-2	31	0	12	775	64.6	9	0	
Texas Tech		0	0	0.0	0	0	0	0	0	0	2-2	31	0	12	775	64.6	9	0	
Opponents		7	188	26.9	44	1	0	0	0	0	0-1	0	0	2	129	64.5	0	0	

OPPONENTS GAME-BY-GAME STATS

		Rushing				Receiving				Passing				Kick Returns				Punt Returns				tot		
Date	Opponent	no.	yds	td	lg	no.	yds	td	lg	cmp	att	int	yds	td	lg	no.	yds	td	lg	no.	yds	td	lg	off
08/30/2025	Ark.-Pine Bluff	26	53	0	9	17	122	1	24	17	33	1	122	1	24	1	18	0	18	0	0	0	0	175
Opponents		26	53	0	9	17	122	1	24	17	33	1	122	1	24	1	18	0	18	0	0	0	0	175
Texas Tech		29	294	3	64	25	314	6	41	25	32	0	314	6	41	2	54	0	29	4	-2	0	0	608

Opponents Averages

Games	Avg/ rush	Avg/ catch	Pass effic	KR avg	PR avg	All purpose avg/game	Total offense avg/game
1	2.0	7.2	86.5	18.0	0.0	193.0	175.0

		Tackles				Sacks	Fumble		Pass Defense			blkd	PAT attempts			off		
Date	Opponent	ua	a	total	tfl-yds	no-yds	ff	fr-yds	int-yds	qbh	brup	kick	kick	rush	rcv	saf	t/o	pts
08/30/2025	Ark.-Pine Bluff	44	4	48	2.0-2	0-0	1	0-0	0-0	1	0	0	1-1	0	0	0	0	7
Opponents		44	4	48	2.0-2	0-0	1	0-0	0-0	1	0	0	1-1	0	0	0	0	7
Texas Tech		29	24	53	6.0-24	3-12	1	0-0	1-7	5	2	1	7-8	0	0	0	6	67

		Punting										Field Goals			Kickoffs				
Date	Opponent	no.	yds	avg	long	blkd	tb	fc	50+	i20	md-att	long	blkd	no.	yds	avg	tb	ob	
08/30/2025	Ark.-Pine Bluff	7	188	26.9	44	1	0	0	0	0	0-1	0	0	2	129	64.5	0	0	
Opponents		7	188	26.9	44	1	0	0	0	0	0-1	0	0	2	129	64.5	0	0	
Texas Tech		0	0	0.0	0	0	0	0	0	0	2-2	31	0	12	775	64.6	9	0	



GAME-BY-GAME INDIVIDUAL STATS | OFFENSE

PASSING

#2 Behren Morton	Comp	Att	Int	Pct	Yards	TD	Long	Sacked	Effic.
Ark.-Pine Bluff	16	20	0	80.0	201	4	41	0-0	230.4
Totals	16	20	0	80.0	201	4	41	0-0	230.4

#12 Mitch Griffis	Comp	Att	Int	Pct	Yards	TD	Long	Sacked	Effic.
Ark.-Pine Bluff	2	3	0	66.7	21	1	13	0-0	235.5
Totals	2	3	0	66.7	21	1	13	0-0	235.5

#15 Will Hammond	Comp	Att	Int	Pct	Yards	TD	Long	Sacked	Effic.
Ark.-Pine Bluff	7	9	0	77.8	92	1	19	0-0	200.3
Totals	7	9	0	77.8	92	1	19	0-0	200.3

Rushing

Player	No-Yds/TD	UAPB
Cameron Dickey	13-90/1	13-90/1
Adam Hill	7-78/0	7-78/0
J'Koby Williams	6-56/1	6-56/1
Will Hammond	1-64/1	1-64/1
Mitch Griffis	1-8/0	1-8/0

Receiving

Player	No-Yds/TD	UAPB
Reggie Virgil	4-56/1	4-56/1
Coy Eakin	3-47/1	3-47/1
Caleb Douglas	3-44/0	3-44/0
Terrance Carter	3-42/2	3-42/2
Leyton Stone	2-28/1	2-28/1
Johncarlos Miller II	2-24/0	2-24/0
Micah Hudson	2-20/0	2-20/0
TJ West	2-15/0	2-15/0
Kelby Valsin	1-18/0	1-18/0
Bryson Jones	1-13/1	1-13/1
Tyson Turner	1-8/0	1-8/0
J'Koby Williams	1--1/0	1--1/0

DEFENSIVE STATISTICS

Team Defense

			Tackles				Sacks	Pass defense			Fumbles		blkd	
##	Player	gp	ua	a	tot	tfl/yds	no-yds	int-yds	brup	qbh	fr-yds	ff	kick	saf
3	Bryce Ramirez	1	3	1	4	1-1	1-1	.	.	.	.	.	.	.
13	Ben Roberts	1	1	3	4	.	.	.	.	.	.	.	.	.
40	Wesley Smith	1	3	1	4	.	.	.	.	.	.	.	.	.
10	Jacob Rodriguez	1	3	.	3	.	.	.	1	.	.	.	.	.
33	Anthony Holmes Jr.	1	2	1	3	.	.	.	.	1	.	.	.	.
27	Amier Boyd-Matthews	1	3	.	3	.	.	1-7	.	.	.	.	.	.
6	John Curry	1	1	2	3	1-6	.	.	.	.	.	.	.	.
51	Jayden Cofield	1	1	2	3	.	.	.	.	.	.	.	.	.
88	Amier Washington	1	1	2	3	.	.	.	.	.	.	.	.	.
1	AJ McCarty	1	1	1	2	1-4	.	.	.	1	.	.	.	.
11	Charles Esters III	1	1	1	2	1-2	.	.	.	.	.	.	.	.
0	Skyler Gill-Howard	1	1	1	2	0.5-3	0.5-3	.	.	1	.	.	.	.
31	David Bailey	1	.	2	2	0.5-3	0.5-3	.	.	.	.	.	.	.
17	Peyton Morgan	1	1	1	2	.	.	.	.	.	.	.	.	.
9	Romello Height	1	.	1	1	0.5-3	0.5-3	.	.	2	.	.	.	.
5	Cole Wisniewski	1	1	.	1	.	.	.	.	.	.	1	.	.
2	Lee Hunter	1	.	1	1	0.5-2	0.5-2	.	.	.	.	.	.	.
8	E'Maurion Banks	1	1	.	1	.	.	.	.	.	.	.	.	.
35	Gage Elder	1	1	.	1	.	.	.	.	.	.	.	.	.
34	Trent Low	1	1	.	1	.	.	.	.	.	.	.	.	.
58	Tanner Allen	1	1	.	1	.	.	.	.	.	.	.	.	.
7	Brenden Jordan	1	.	1	1	.	.	.	.	.	.	.	.	.
94	Braylon Rigsby	1	1	.	1	.	.	.	.	.	.	.	.	.
15	Oliver Miles III	1	.	1	1	.	.	.	.	.	.	.	.	.
24	Malik Esquerra	1	1	.	1	.	.	.	.	.	.	.	.	.
92	Kasen Long	1	.	1	1	.	.	.	.	.	.	.	.	.
45	Brock Golwas	1	.	1	1	.	.	.	.	.	.	.	.	.
16	Ashton Hampton	1	.	.	.	.	.	.	1	.	.	.	.	.
	Totals	1	29	24	53	6-24	3-12	1-7	2	5	0-0	1	1	0
	Opponents	1	44	4	48	2-2	0-0	0-0	0	1	0-0	1	0	0

**GAME-BY-GAME INDIVIDUAL STATS | DEFENSE****Total Tackles**

Player	S-A	Total	UAPB
Bryce Ramirez	3-1	4	3-1
Wesley Smith	3-1	4	3-1
Ben Roberts	1-3	4	1-3
Jacob Rodriguez	3-0	3	3-0
Amier Boyd-Matthews	3-0	3	3-0
Anthony Holmes Jr.	2-1	3	2-1
John Curry	1-2	3	1-2
Jayden Cofield	1-2	3	1-2
Amier Washington	1-2	3	1-2
Skyler Gill-Howard	1-1	2	1-1
AJ McCarty	1-1	2	1-1
Charles Esters III	1-1	2	1-1
Peyton Morgan	1-1	2	1-1
David Bailey	0-2	2	0-2
Cole Wisniewski	1-0	1	1-0
E'Maurion Banks	1-0	1	1-0
Malik Esquerra	1-0	1	1-0
Trent Low	1-0	1	1-0
Gage Elder	1-0	1	1-0
Tanner Allen	1-0	1	1-0
Braylon Rigsby	1-0	1	1-0
Lee Hunter	0-1	1	0-1
Brenden Jordan	0-1	1	0-1
Romello Height	0-1	1	0-1
Oliver Miles III	0-1	1	0-1
Brock Golwas	0-1	1	0-1
Kasen Long	0-1	1	0-1

GAME-BY-GAME INDIVIDUAL STATS | DEFENSE

TACKLES FOR LOSS

Player	UA-A	Total	UAPB
AJ McCarty	1-0	1.0	1.0-4
Bryce Ramirez	1-0	1.0	1.0-1
John Curry	1-0	1.0	1.0-6
Charles Esters III	1-0	1.0	1.0-2
Skyler Gill-Howard	0-1	0.5	0.5-3
Lee Hunter	0-1	0.5	0.5-2
Romello Height	0-1	0.5	0.5-3
David Bailey	0-1	0.5	0.5-3

SACKS

Player	UA-A	Total	UAPB
Bryce Ramirez	1-0	1	1-1
Skyler Gill-Howard	0-1	0.5	0.5-3
Lee Hunter	0-1	0.5	0.5-2
Romello Height	0-1	0.5	0.5-3
David Bailey	0-1	0.5	0.5-3

Fumbles Forced

Player	Number	UAPB
Cole Wisniewski	1	1

Fumbles Recovered

Player	Number	UAPB
--------	--------	------



TEXAS TECH GAME HIGHS

Texas Tech - Game Highs

RUSHES	29	Ark.-Pine Bluff (08/30/2025)
YARDS RUSHING	294	Ark.-Pine Bluff (08/30/2025)
YARDS PER RUSH	10.1	Ark.-Pine Bluff (08/30/2025)
TD RUSHES	3	Ark.-Pine Bluff (08/30/2025)
PASS ATTEMPTS	32	Ark.-Pine Bluff (08/30/2025)
PASS COMPLETIONS	25	Ark.-Pine Bluff (08/30/2025)
YARDS PASSING	314	Ark.-Pine Bluff (08/30/2025)
YARDS PER PASS	9.8	Ark.-Pine Bluff (08/30/2025)
TD PASSES	6	Ark.-Pine Bluff (08/30/2025)
TOTAL PLAYS	61	Ark.-Pine Bluff (08/30/2025)
TOTAL OFFENSE	608	Ark.-Pine Bluff (08/30/2025)
YARDS PER PLAY	10.0	Ark.-Pine Bluff (08/30/2025)
POINTS	67	Ark.-Pine Bluff (08/30/2025)
SACKS BY	3	Ark.-Pine Bluff (08/30/2025)
FIRST DOWNS	33	Ark.-Pine Bluff (08/30/2025)
PENALTIES	7	Ark.-Pine Bluff (08/30/2025)
PENALTY YARDS	60	Ark.-Pine Bluff (08/30/2025)
TURNOVERS	0	Ark.-Pine Bluff (08/30/2025)
PUNTS	0	Ark.-Pine Bluff (08/30/2025)
PUNTING AVG	0.0	Ark.-Pine Bluff (08/30/2025)
LONG PUNT	0	Ark.-Pine Bluff (08/30/2025)
PUNTS INSIDE 20	0	Ark.-Pine Bluff (08/30/2025)
LONG PUNT RETURN	0	Ark.-Pine Bluff (08/30/2025)

Texas Tech - Individual Game Highs

RUSHES	13	Cameron Dickey vs Ark.-Pine Bluff (08/30/2025)
YARDS RUSHING	90	Cameron Dickey vs Ark.-Pine Bluff (08/30/2025)
TD RUSHES	1 1 1	Will Hammond vs Ark.-Pine Bluff (08/30/2025) J'Koby Williams vs Ark.-Pine Bluff (08/30/2025) Cameron Dickey vs Ark.-Pine Bluff (08/30/2025)
LONG RUSH	64	Will Hammond vs Ark.-Pine Bluff (08/30/2025)
PASS ATTEMPTS	20	Behren Morton vs Ark.-Pine Bluff (08/30/2025)
PASS COMPLETIONS	16	Behren Morton vs Ark.-Pine Bluff (08/30/2025)
YARDS PASSING	201	Behren Morton vs Ark.-Pine Bluff (08/30/2025)
TD PASSES	4	Behren Morton vs Ark.-Pine Bluff (08/30/2025)
LONG PASS	41	Behren Morton vs Ark.-Pine Bluff (08/30/2025)
RECEPTIONS	4	Reggie Virgil vs Ark.-Pine Bluff (08/30/2025)
YARDS RECEIVING	56	Reggie Virgil vs Ark.-Pine Bluff (08/30/2025)
TD RECEPTIONS	2	Terrance Carter vs Ark.-Pine Bluff (08/30/2025)
LONG RECEPTION	41	Coy Eakin vs Ark.-Pine Bluff (08/30/2025)
PUNTS	none	
LONG PUNT	none	
PUNTS INSIDE 20	none	
LONG PUNT RETURN	none	
LONG KICKOFF RETURN	29	Micah Hudson vs Ark.-Pine Bluff (08/30/2025)
TACKLES	4 4 4	Bryce Ramirez vs Ark.-Pine Bluff (08/30/2025) Ben Roberts vs Ark.-Pine Bluff (08/30/2025) Wesley Smith vs Ark.-Pine Bluff (08/30/2025)
SACKS	1	Bryce Ramirez vs Ark.-Pine Bluff (08/30/2025)
TACKLES FOR LOSS	1 1 1 1	AJ McCarty vs Ark.-Pine Bluff (08/30/2025) Bryce Ramirez vs Ark.-Pine Bluff (08/30/2025) Charles Esters III vs Ark.-Pine Bluff (08/30/2025) John Curry vs Ark.-Pine Bluff (08/30/2025)



## OPPONENT GAME HIGHS

### Opponent - Game Highs

RUSHES	26	Ark.-Pine Bluff (08/30/2025)
YARDS RUSHING	53	Ark.-Pine Bluff (08/30/2025)
YARDS PER RUSH	2.0	Ark.-Pine Bluff (08/30/2025)
TD RUSHES	0	Ark.-Pine Bluff (08/30/2025)
PASS ATTEMPTS	33	Ark.-Pine Bluff (08/30/2025)
PASS COMPLETIONS	17	Ark.-Pine Bluff (08/30/2025)
YARDS PASSING	122	Ark.-Pine Bluff (08/30/2025)
YARDS PER PASS	3.7	Ark.-Pine Bluff (08/30/2025)
TD PASSES	1	Ark.-Pine Bluff (08/30/2025)
TOTAL PLAYS	59	Ark.-Pine Bluff (08/30/2025)
TOTAL OFFENSE	175	Ark.-Pine Bluff (08/30/2025)
YARDS PER PLAY	3.0	Ark.-Pine Bluff (08/30/2025)
POINTS	7	Ark.-Pine Bluff (08/30/2025)
SACKS BY	0	Ark.-Pine Bluff (08/30/2025)
FIRST DOWNS	11	Ark.-Pine Bluff (08/30/2025)
PENALTIES	4	Ark.-Pine Bluff (08/30/2025)
PENALTY YARDS	31	Ark.-Pine Bluff (08/30/2025)
TURNOVERS	1	Ark.-Pine Bluff (08/30/2025)
PUNTS	7	Ark.-Pine Bluff (08/30/2025)
PUNTING AVG	26.9	Ark.-Pine Bluff (08/30/2025)
LONG PUNT	44	Ark.-Pine Bluff (08/30/2025)
PUNTS INSIDE 20	0	Ark.-Pine Bluff (08/30/2025)
LONG PUNT RETURN	0	Ark.-Pine Bluff (08/30/2025)

### Opponent - Individual Game Highs

RUSHES	15	Za'Marion Webber vs Ark.-Pine Bluff (08/30/2025)
YARDS RUSHING	43	Za'Marion Webber vs Ark.-Pine Bluff (08/30/2025)
TD RUSHES	none	
LONG RUSH	9	Za'Marion Webber vs Ark.-Pine Bluff (08/30/2025)
PASS ATTEMPTS	33	Christian Peters vs Ark.-Pine Bluff (08/30/2025)
PASS COMPLETIONS	17	Christian Peters vs Ark.-Pine Bluff (08/30/2025)
YARDS PASSING	122	Christian Peters vs Ark.-Pine Bluff (08/30/2025)
TD PASSES	1	Christian Peters vs Ark.-Pine Bluff (08/30/2025)
LONG PASS	24	Christian Peters vs Ark.-Pine Bluff (08/30/2025)
RECEPTIONS	5	Bryant Sanchez vs Ark.-Pine Bluff (08/30/2025)
YARDS RECEIVING	32	Kareem Burke vs Ark.-Pine Bluff (08/30/2025)
TD RECEPTIONS	1	Ellis Stewart vs Ark.-Pine Bluff (08/30/2025)
LONG RECEPTION	24	Bryant Sanchez vs Ark.-Pine Bluff (08/30/2025)
FIELD GOALS	none	
LONG FIELD GOALS	none	
PUNTS	6	Zach Wieder vs Ark.-Pine Bluff (08/30/2025)
PUNTING AVG	31.3	Zach Wieder vs Ark.-Pine Bluff (08/30/2025)
LONG PUNT	44	Zach Wieder vs Ark.-Pine Bluff (08/30/2025)
PUNTS INSIDE 20	none	
LONG PUNT RETURN	none	
LONG KICKOFF RETURN	18	Kareem Burke vs Ark.-Pine Bluff (08/30/2025)
TACKLES	6	Azayvonne Stribling vs Ark.-Pine Bluff (08/30/2025)
SACKS	none	
TACKLES FOR LOSS	1	Derrick Murdock vs Ark.-Pine Bluff (08/30/2025)
	1	Azayvonne Stribling vs Ark.-Pine Bluff (08/30/2025)
INTERCEPTIONS	none	

# GAME PARTICIPATION

##	Player	GP-GS	UAPB
0	Skyler Gill-Howard	1/1	START
0	Quinten Joyner	0/0	...
1	AJ McCarty	1/0	XXX
1	Reggie Virgil	1/1	START
2	Lee Hunter	1/1	START
2	Behren Morton	1/1	START
3	Bryce Ramirez	1/0	XXX
3	Coy Eakin	1/0	XXX
4	Maurion Horn	1/1	START
4	TJ West	1/0	XXX
5	Cole Wisniewski	1/1	START
5	Caleb Douglas	1/1	START
6	John Curry	1/1	START
6	Kelby Valsin	1/0	XXX
7	Terrance Carter	1/1	START
7	Brenden Jordan	1/1	START
8	E'Maurion Banks	1/0	XXX
8	Cameron Dickey	1/1	START
9	Romello Height	1/1	START
9	John Carlos Miller II	1/1	START
10	Jacob Rodriguez	1/1	START
10	Lloyd Jones III	0/0	...
11	Charles Esters III	1/0	XXX
11	Tyson Turner	1/0	XXX
12	Mitch Griffis	1/0	XXX
12	Marquez Stevenson	0/0	...
13	Ben Roberts	1/1	START
13	Price Morgan	1/0	XXX
14	Brice Pollock	1/1	START
14	Micah Hudson	1/0	XXX
15	Will Hammond	1/0	XXX
15	Oliver Miles III	1/0	XXX
16	Ashton Hampton	1/0	XXX
16	Holden Phillips	0/0	...
17	Peyton Morgan	1/0	XXX
17	Leyton Stone	1/0	XXX
18	Roy Alexander	1/0	XXX
18	Terrell Tilmon	0/0	...
19	Haydon Wiginton	1/0	XXX
19	Quintaelyn Joyner	0/0	...
20	Dontae Balfour	0/0	...
20	J'Koby Williams	1/0	XXX
21	Miquel Dingle Jr	1/0	XXX
21	Tristian Gentry	1/0	XXX
22	Marcus Ramon-Edwards	0/0	...
23	Tarrion Grant	0/0	...
23	Adam Hill	1/0	XXX
24	Malik Esquerra	1/0	XXX
25	Chapman Lewis	0/0	...
26	Deante Lindsay	0/0	...
27	Amier Boyd-Matthews	1/0	XXX
27	Upton Bellenfant	1/0	XXX
28	Braylan McDonald	1/0	XXX
29	Chief Collins	0/0	...
30	Mikal Harrison-Pilot	1/0	XXX
31	David Bailey	1/1	START
32	Cheta Ofili	1/0	XXX
33	Anthony Holmes Jr.	1/0	XXX
34	Trent Low	1/0	XXX
35	Gage Elder	1/0	XXX

##	Player	GP-GS	UAPB
35	Michael Henderson III	1/0	XXX
36	Justin Horne	0/0	...
37	Ian Hershey	1/0	XXX
39	Luke Dillingham	1/0	XXX
40	Wesley Smith	1/0	XXX
41	Jack Burgess	1/0	XXX
43	Chris Lemons	0/0	...
45	Brock Golwas	1/0	XXX
47	Rylan Vagana	1/0	XXX
48	Stone Harrington	1/0	XXX
50	Eddy Smith	1/0	XXX
50	Patrick McMath	1/0	XXX
51	Jayden Cofield	1/0	XXX
52	Cash Cleveland	0/0	...
53	Holton Hendrix	0/0	...
56	Davion Carter	1/1	START
57	Hunter Zambrano	1/0	XXX
58	Tanner Allen	1/0	XXX
61	Connor Carty	1/0	XXX
64	Jurrien Loftin	1/0	XXX
65	D'Anthis Upshaw	1/0	XXX
66	Jackson Hildebrand	1/0	XXX
68	Ren Brown	0/0	...
70	Jacob Ponton	1/1	START
71	Vinny Sciury	1/0	XXX
72	Sheridan Wilson	1/1	START
73	Danilo Guberinich	1/0	XXX
74	Daniel Sill	1/0	XXX
75	Garin Maley	1/0	XXX
76	Will Jados	1/1	START
77	Elias Gillen	1/0	XXX
78	Ellis Davis	0/0	...
79	Howard Sampson	1/1	START
80	Kai Powell	0/0	...
83	Jack Esparza	0/0	...
84	Michael Dever	1/0	XXX
85	Dylan Spencer	1/0	XXX
85	Bryson Jones	1/0	XXX
86	Sean Robinson	0/0	...
87	Preztynn Harrison	0/0	...
88	Amier Washington	1/0	XXX
88	Trey Jackson	1/0	XXX
89	Jason Llewellyn	1/0	XXX
90	Ansel Nedore	1/0	XXX
92	Kasen Long	1/0	XXX
93	Dylan Singleton	0/0	...
94	Braylon Rigsby	1/0	XXX
96	Keyshawn Williams	1/0	XXX
97	Charles Anderson Jr.	1/0	XXX

MISCELLANEOUS STATISTICS

3rd-Down Conversions

Date	Opponent	Score	Overall	1st Qtr	2nd Qtr	3rd Qtr	4th Qtr	Overtime
08/30/2025	Ark.-Pine Bluff	W 67-7	5-8 62.5	2-4 50.0	2-3 66.7	0-0 0.0	1-1 100.0	0-0 0.0
Texas Tech			5-8 62.5	2-4 50.0	2-3 66.7	0-0 0.0	1-1 100.0	0-0 0.0
Opponents			4-14 28.6	1-5 20.0	0-3 0.0	1-2 50.0	2-4 50.0	0-0 0.0

4th-Down Conversions

Date	Opponent	Score	Overall	1st Qtr	2nd Qtr	3rd Qtr	4th Qtr	Overtime
08/30/2025	Ark.-Pine Bluff	W 67-7	1-1 100.0	1-1 100.0	0-0 0.0	0-0 0.0	0-0 0.0	0-0 0.0
Texas Tech			1-1 100.0	1-1 100.0	0-0 0.0	0-0 0.0	0-0 0.0	0-0 0.0
Opponents			1-2 50.0	0-0 0.0	0-1 0.0	0-0 0.0	1-1 100.0	0-0 0.0

Time of Possession

Date	Opponent	Score	Overall	1st Qtr	2nd Qtr	3rd Qtr	4th Qtr	Overtime
08/30/2025	Ark.-Pine Bluff	W 67-7	27:22	06:35	07:20	10:19	03:08	00:00
Texas Tech			Total 27:22	06:35	07:20	10:19	03:08	00:00
			Avg. 27:22	06:35	07:20	10:19	03:08	00:00
Opponents			Total 30:38	06:19	07:46	01:41	14:52	00:00
			Avg. 30:38	06:19	07:46	01:41	14:52	00:00

TEAM COMPARISON

Opponent	Score	First Downs				Rushing		Passing		Total Offense	Return	Turn-
		Total	Rush	Pass	Pen	Number-Yards		Comp-Att.-Int	Yards			
Ark.-Pine Bluff	67-7	33 / 11	13 / 3	18 / 6	2 / 2	29-294 / 26-53		25-32-0 / 17-33-1	314 / 122	61-608 / 59-175	59 / 18	0 / 1
Totals	67-7	33 / 11	13 / 3	18 / 6	2 / 2	29-294 / 26-53		25-32-0 / 17-33-1	314 / 122	61-608 / 59-175	59 / 18	0 / 1

Opponents	3rd Down Conversion	4th Down Conversion	Time of Possession	TOP Margin	Avg Yds/Rush	Avg Yds/Pass	Avg Yds/Play	Punting Number-Avg	Penalties Number-Yards	Sacks
Ark.-Pine Bluff	5-8 / 4-14	1-1 / 1-2	27:22 / 30:38	-03:16	10.1 / 2.0	9.8 / 3.7	10.0 / 3.0	0-0.0 / 7-26.9	7-60.0 / 4-31.0	3 / 0
Totals	5-8 / 4-14	1-1 / 1-2	27:22 / 30:38	-03:16	10.1 / 2.0	9.8 / 3.7	10.0 / 3.0	0-0.0 / 7-26.9	7-60.0 / 4-31.0	3 / 0

Note: Game totals are displayed in the format TEAM/OPPONENT for each category



MISCELLANEOUS STATS

GAME QUICK FACTS

OPPONENT	DURATION	TV	KO WEATHER	KO TIME (local)	ATTND.	COIN TOSS	KICK/RECEIVE	1ST TECH POSS.	1ST OPP. POSS.	HALF	FINAL
Ark-Pine Bluff	4:43*	ESPN+	83° cloudy	6:32 pm (CDT)	60,229	Won	Kick	Touchdown	Punt	TTU 47, UAPB 0	TTU 67, UAPB 0
Kent State	-	TNT	-	-	-	-	-	-	-	-	-
Oregon State	-	FOX	-	-	-	-	-	-	-	-	-
at Utah	-	-	-	-	-	-	-	-	-	-	-
at Houston	-	-	-	-	-	-	-	-	-	-	-
Kansas	-	-	-	-	-	-	-	-	-	-	-
at Arizona State	-	-	-	-	-	-	-	-	-	-	-
Oklahoma State	-	-	-	-	-	-	-	-	-	-	-
at Kansas State	-	-	-	-	-	-	-	-	-	-	-
BYU	-	-	-	-	-	-	-	-	-	-	-
UCF	-	-	-	-	-	-	-	-	-	-	-
at West Virginia	-	-	-	-	-	-	-	-	-	-	-

\* includes 1:28 weather delay

TURNOVER CHART

Opponent	Forced by Texas Tech					Forced by Opponent			
	Fum	Int	Tot	Pts Off	Margin	Fum	Int	Tot	Pts Off
UAPB	0	1	1	6	+1	0	0	0	0
Kent State	-	-	-	-		-	-	-	-
Oregon State	-	-	-	-		-	-	-	-
at Utah	-	-	-	-		-	-	-	-
at Houston	-	-	-	-		-	-	-	-
Kansas	-	-	-	-		-	-	-	-
at Arizona State	-	-	-	-		-	-	-	-
Oklahoma State	-	-	-	-		-	-	-	-
at Kansas State	-	-	-	-		-	-	-	-
BYU	-	-	-	-		-	-	-	-
UCF	-	-	-	-		-	-	-	-
at West Virginia	-	-	-	-		-	-	-	-
Totals	0	1	1	6	+1	0	0	0	0

REDZONE CHART

Opponent	Texas Tech			Opponents		
	Scores-Chances (%)	TD (R/P)	FG	Scores-Chances (%)	TD (R/P)	FG
UAPB	8-of-8 (100.0)	6 (2/4)	2	1-of-1 (100.0)	1 (0/1)	0
Kent State	-of- (-)	- (-/-)	-	-of- (-)	- (-/-)	-
Oregon State	-of- (-)	- (-/-)	-	-of- (-)	- (-/-)	-
at Utah	-of- (-)	- (-/-)	-	-of- (-)	- (-/-)	-
at Houston	-of- (-)	- (-/-)	-	-of- (-)	- (-/-)	-
Kansas	-of- (-)	- (-/-)	-	-of- (-)	- (-/-)	-
at Arizona State	-of- (-)	- (-/-)	-	-of- (-)	- (-/-)	-
Oklahoma State	-of- (-)	- (-/-)	-	-of- (-)	- (-/-)	-
at Kansas State	-of- (-)	- (-/-)	-	-of- (-)	- (-/-)	-
BYU	-of- (-)	- (-/-)	-	-of- (-)	- (-/-)	-
UCF	-of- (-)	- (-/-)	-	-of- (-)	- (-/-)	-
at West Virginia	-of- (-)	- (-/-)	-	-of- (-)	- (-/-)	-
Totals	8-of-8 (100.0)	6 (2/4)	2	1-of-1 (100.0)	1 (0/1)	0

SPECIAL TEAMS TACKLES

Player	Total	KO	Punt
#3 Bryce Ramirez, LB	1	1	0
TOTALS	1	1	0

THREE-AND-OUTS

OPPONENT	TEXAS TECH	OPPONENTS
	3-&-Outs/Drives	3-&-Outs/Drives
Ark-Pine Bluff	0/12	4/12
Kent State	-/-	-/-
Oregon State	-/-	-/-
at Utah	-/-	-/-
at Houston	-/-	-/-
Kansas	-/-	-/-
at Arizona State	-/-	-/-
Oklahoma State	-/-	-/-
at Kansas State	-/-	-/-
BYU	-/-	-/-
UCF	-/-	-/-
at West Virginia	-/-	-/-
TOTALS	0/12	4/12



GAME-BY-GAME SPECIALIST STATS

FIELD GOALS

SCORING	FG	PAT	Points							
#27 Bellenfant	1-1	2-3	5							
#37 Hershey	0-0	1-1	1							
#48 Harrington	1-1	4-4	7							
FIELD GOALS	FGM-FGA	Pct.	01-19	20-29	30-39	40-49	50-59	60+	Lg	Blk
#27 Bellenfant	1-1	100.0	0-0	1-1	0-0	0-0	0-0	0-0	29	0
#37 Hershey	0-0	--	0-0	0-0	0-0	0-0	0-0	0-0	-	0
#48 Harrington	1-1	100.0	0-0	0-0	1-1	0-0	0-0	0-0	31	0
Totals	2-2	--	0-0	1-1	1-1	0-0	0-0	0-0	31	0

Team Leader/Harrington	(Made), Missed, Blocked
UAPB	(31)
Kent State	
Oregon State	
at Utah	
at Houston	
Kansas	
at Arizona State	
Oklahoma State	
at Kansas State	
BYU	
UCF	
at West Virginia	

PUNTING

PUNTING	Number-Avg./i20/50+
#41 Burgess	zero team punt attempts
UAPB	
Kent State	
Oregon State	
at Utah	
at Houston	
Kansas	
at Arizona State	
Oklahoma State	
at Kansas State	
BYU	
UCF	
at West Virginia	
Totals	

#41-JACK BURGESS

# - opponent (Qtr.)	Down	Situation	Yards	Action (yds)	i20	i10	Note
TOTALS							

KICKOFFS

KICKOFFS	No.	Yds	Avg.	TB	OB	RETN	NET	YD-LN
#27 Bellenfant	2	130	65.0	1	0	--	--	--
#37 Hershey	1	61	61.0	0	0	--	--	--
#48 Harrington	9	584	64.9	8	0	--	--	--
Totals	12	775	64.6	9	0	0	40.3	24

Team Leader/Harrington	Touchbacks/Kickoffs
UAPB	8-of-9
Kent State	
Oregon State	
at Utah	
at Houston	
Kansas	
at Arizona State	
Oklahoma State	
at Kansas State	
BYU	
UCF	
at West Virginia	

PUNTING	
#41 Burgess	--
50+ yard punts	
Inside the 20-yard line	
Inside the 10-yard line	
Fair Caught	
Touchbacks	
Downed	
Out of Bounds	
Not Returned	
Returned	
Total Return Yards	0 returns for 0 yards (0.0 per return)

EXPLOSIVE PLAYS BREAKDOWN

TEXAS TECH PLAYS - 20-PLUS YARDS			
Yards (TD*)	Type	Player(s)	Opponent
64*	Run	Will Hammond	UAPB
41*	Pass	Coy Eakin (Morton)	UAPB
24	Run	Adam Hill	UAPB
21*	Pass	Terrance Carter Jr. (Morton)	UAPB
21	Pass	Reggie Virgil (Morton)	UAPB
20	Run	J'Koby Williams	UAPB
20	Run	Cameron Dickey	UAPB

Special Teams Explosive Plays

Yards	Type	Player(s)	Opponent

Defensive Explosive Plays

Yards	Type	Player(s)	Opponent

20+ Yard Plays (Rush, Pass, Interception, Punt Return)

40+ Yard Plays (Kick Returns)

\* Touchdown scored on play

TEXAS TECH LONGEST PLAYS BY PLAYER								
Player	Total	(TDs)	Rush	Rec.	KR	PR	IR	FR
Terrance Carter Jr.	1	(1)	-	1	-	-	-	-
Coy Eakin	1	(1)	-	1	-	-	-	-
Reggie Virgil	1	(-)	-	1	-	-	-	-
J'Koby Williams	1	(-)	1	-	-	-	-	-
Cameron Dickey	1	(-)	1	-	-	-	-	-
Will Hammond	1	(1)	1	-	-	-	-	-
Adam Hill	1	(-)	1	-	-	-	-	-
TOTAL	7	(3)	4	3	0	0	0	0

TEXAS TECH LONGEST PLAYS BY YARDS										
Player	20+	30+	40+	50+	60+	70+	80+	90+	TOTAL	
Terrance Carter Jr.	1	-	-	-	-	-	-	-	1	
Coy Eakin	-	-	1	-	-	-	-	-	1	
Reggie Virgil	1	-	-	-	-	-	-	-	1	
J'Koby Williams	1	-	-	-	-	-	-	-	1	
Cameron Dickey	1	-	-	-	-	-	-	-	1	
Will Hammond	-	-	-	-	1	-	-	-	1	
Adam Hill	1	-	-	-	-	-	-	-	1	
TOTAL	5	0	1	0	1	0	0	0	7	

TEXAS TECH LONGEST PLAYS		
Play Type	Yardage	Play (Opponent)
Rushing	64	Hammond 64-yd run (UAPB)
Rushing Touchdown	64	Hammond 64-yd run (UAPB)
Passing	41	Morton 41-yd pass to Eakin (UAPB)
Passing Touchdown	41	Morton 41-yd pass to Eakin (UAPB)
Punt Return	7	Gentry 7-yd punt return (UAPB)
Kick Return	29	Hudson 29-yd kick return (UAPB)
Punt	-	-
Field Goal	31	Harrington 31-yd field goal (UAPB)

OPPONENT PLAYS - 20-PLUS YARDS			
Yards (TD*)	Type	Player(s)	Opponent
24	Pass	Bryant Sanchez (Peters)	UAPB
21	Pass	Ellis Stewart (Peters)	UAPB

Special Teams Explosive Plays

Yards	Type	Player(s)	Opponent

Defensive Explosive Plays

Yards	Type	Player(s)	Opponent

20+ Yard Plays (Rush, Pass, Interception, Punt Return)

40+ Yard Plays (Kick Returns)

\* Touchdown scored on play

OPPONENT LONGEST PLAYS		
Play Type	Yardage	Play (Opponent)
Rushing	9	Webber 9-yd run
Rushing Touchdown	-	-
Passing	24	Peters 24-yd pass to Sanchez (UAPB)
Passing Touchdown	7	Peters 7-yd pass to Stewart (UAPB)
Punt Return	-	-
Kick Return	18	Burke 18-yd kick return (UAPB)
Punt	44	Wieder 44-yd punt (UAPB)
Field Goal	-	-

TEXAS TECH vs. OPPONENT LONGEST PLAYS								
	Texas Tech Long Plays				Opponent Long Plays			
	Rush	Pass	Total	ST	Rush	Pass	Total	ST
Ark-Pine Bluff	4	3	7	0	0	2	2	0
Kent State	-	-	-	-	-	-	-	-
Oregon State	-	-	-	-	-	-	-	-
at Utah	-	-	-	-	-	-	-	-
at Houston	-	-	-	-	-	-	-	-
Kansas	-	-	-	-	-	-	-	-
at Arizona State	-	-	-	-	-	-	-	-
Oklahoma State	-	-	-	-	-	-	-	-
at Kansas State	-	-	-	-	-	-	-	-
BYU	-	-	-	-	-	-	-	-
UCF	-	-	-	-	-	-	-	-
at West Virginia	-	-	-	-	-	-	-	-
Totals	4	3	7	0	0	2	2	0



SCORING DRIVE BREAKDOWN

TEXAS TECH SCORING DRIVES

VS. ARKANSAS-PINE BLUFF					
QTR	Clock	Player(s)	Play	Pls-Yds	Time
1st	11:44	TD Virgil/Morton	9 pass	4-39	1:07
1st	10:12	TD Carter/Morton	21 pass	1-21	0:07
1st	4:47	FG Bellenfant	29 FG	8-61	3:07
1st	2:15	TD Carter/Morton	9 pass	6-28	2:14
2nd	13:58	TD Eakin/Morton	41 pass	5-70	1:08
2nd	8:56	TD Williams	5 run	8-80	3:06
2nd	4:49	FG Harrington	31 FG	7-43	2:12
2nd	1:21	TD Dickey	2 run	4-51	0:54
3rd	6:28	TD Hammond	64 run	5-80	1:23
3rd	3:00	TD Stone/Hammond	9 pass	5-68	1:47
4th	3:20	TD Jones/Griffis	13 pass	7-85	2:41

OPPONENT SCORING DRIVES

VS. ARKANSAS-PINE BLUFF					
QTR	Clock	Player(s)	Play	Pls-Yds	Time
4th	3:20	TD Stewart/Peters	7 pass	7-85	2:41

DRIVE ANALYSIS

YARDAGE	TEXAS TECH		OPPONENTS	
	TD	FG	TD	FG
Negative	-	-	-	-
0-9	-	-	-	-
10-19	-	-	-	-
20-29	2	-	-	-
30-39	1	-	-	-
40-49	-	1	-	-
50-59	1	-	-	-
60-69	1	1	-	-
70-79	1	-	-	-
80-89	3	-	1	-
90-99	-	-	-	-
TOTALS	9	2	1	0

GAME-OPENING DRIVES

OPPONENT	TEXAS TECH		OPPONENTS	
	PTS	PLAYS-YDS	PTS	PLAYS-YDS
UAPB	7	4-39	0	5-5
Kent State	--	--	--	--
Oregon State	--	--	--	--
at Utah	--	--	--	--
at Houston	--	--	--	--
Kansas	--	--	--	--
at Arizona State	--	--	--	--
Oklahoma State	--	--	--	--
at Kansas State	--	--	--	--
BYU	--	--	--	--
UCF	--	--	--	--
at West Virginia	--	--	--	--

2ND HALF-OPENING DRIVES

OPPONENT	TEXAS TECH		OPPONENTS	
	PTS	PLAYS-YDS	PTS	PLAYS-YDS
UAPB	7	5-80	0	3-8
Kent State	--	--	--	--
Oregon State	--	--	--	--
at Utah	--	--	--	--
at Houston	--	--	--	--
Kansas	--	--	--	--
at Arizona State	--	--	--	--
Oklahoma State	--	--	--	--
at Kansas State	--	--	--	--
BYU	--	--	--	--
UCF	--	--	--	--
at West Virginia	--	--	--	--



GAME-BY-GAME LEADERS

OPPONENT	PASSING YARDS	RUSHES	RUSH YARDS	RECEPTIONS	RECEIVING YARDS	TACKLES	TACKLES FOR LOSS	SACKS
Ark-Pine Bluff	201 (Morton)	13 (Dickey)	90 (Dickey)	4 (Virgil)	56 (Virgil)	4 (3 players)	1.0 (4 players)	1.0 (Ramirez)
Kent State	--	--	--	--	--	--	--	--
Oregon State	--	--	--	--	--	--	--	--
at Utah	--	--	--	--	--	--	--	--
at Houston	--	--	--	--	--	--	--	--
Kansas	--	--	--	--	--	--	--	--
at Arizona State	--	--	--	--	--	--	--	--
Oklahoma State	--	--	--	--	--	--	--	--
at Kansas State	--	--	--	--	--	--	--	--
BYU	--	--	--	--	--	--	--	--
UCF	--	--	--	--	--	--	--	--
at West Virginia	--	--	--	--	--	--	--	--

TEAM OFFENSE GAME-BY-GAME COMPARISON

FIRST DOWNS

TEXAS TECH FIRST DOWNS						
Opponent	1Q	2Q	3Q	4Q	OT	Total
UAPB	10	12	6	5	-	33
Kent State	-	-	-	-	-	-
Oregon State	-	-	-	-	-	-
at Utah	-	-	-	-	-	-
at Houston	-	-	-	-	-	-
Kansas	-	-	-	-	-	-
at Arizona State	-	-	-	-	-	-
Oklahoma State	-	-	-	-	-	-
at Kansas State	-	-	-	-	-	-
BYU	-	-	-	-	-	-
UCF	-	-	-	-	-	-
at West Virginia	-	-	-	-	-	-

YARDAGE by QUARTER

TEXAS TECH PLAYS/YARDAGE GAINED BY QTR					
Opponent	1Q	2Q	3Q	4Q	OT
UAPB	169	223	148	68	-
Kent State	-	-	-	-	--
Oregon State	-	-	-	-	-
at Utah	-	-	-	-	-
at Houston	-	-	-	-	-
Kansas	-	-	-	-	-
at Arizona St.	-	-	-	-	-
Okla. St.	-	-	-	-	-
at Kansas St.	-	-	-	-	-
BYU	-	-	-	-	-
UCF	-	-	-	-	-
at W Virginia	-	-	-	-	-

CUMULATIVE YARDS by QTR.

TEXAS TECH PLAYS/CUMULATIVE YARDAGE GAINED BY QTR					
Opponent	1Q	2Q	3Q	4Q	OT
UAPB	19/169	41/392	51/540	59/608	-
Kent State	-	-	-	-	--
Oregon State	-	-	-	-	-
at Utah	-	-	-	-	-
at Houston	-	-	-	-	-
Kansas	-	-	-	-	-
at Arizona St.	-	-	-	-	-
Okla. St.	-	-	-	-	-
at Kansas St.	-	-	-	-	-
BYU	-	-	-	-	-
UCF	-	-	-	-	-
at W Virginia	-	-	-	-	-

OPPONENT FIRST DOWNS

TEXAS TECH FIRST DOWNS						
Opponent	1Q	2Q	3Q	4Q	OT	Total
UAPB	3	2	3	5	-	11
Kent State	-	-	-	-	-	-
Oregon State	-	-	-	-	-	-
at Utah	-	-	-	-	-	-
at Houston	-	-	-	-	-	-
Kansas	-	-	-	-	-	-
at Arizona State	-	-	-	-	-	-
Oklahoma State	-	-	-	-	-	-
at Kansas State	-	-	-	-	-	-
BYU	-	-	-	-	-	-
UCF	-	-	-	-	-	-
at West Virginia	-	-	-	-	-	-

OPPONENT YARDAGE by QTR.

TEXAS TECH PLAYS/YARDAGE GAINED BY QTR					
Opponent	1Q	2Q	3Q	4Q	OT
UAPB	31	21	68	55	-
Kent State	-	-	-	-	--
Oregon State	-	-	-	-	-
at Utah	-	-	-	-	-
at Houston	-	-	-	-	-
Kansas	-	-	-	-	-
at Arizona St.	-	-	-	-	-
Okla. St.	-	-	-	-	-
at Kansas St.	-	-	-	-	-
BYU	-	-	-	-	-
UCF	-	-	-	-	-
at W Virginia	-	-	-	-	-

OPP. CUMULATIVE YARDS by QTR.

TEXAS TECH PLAYS/CUMULATIVE YARDAGE GAINED BY QTR					
Opponent	1Q	2Q	3Q	4Q	OT
UAPB	19/31	35/52	45/120	59/175	-
Kent State	-	-	-	-	--
Oregon State	-	-	-	-	-
at Utah	-	-	-	-	-
at Houston	-	-	-	-	-
Kansas	-	-	-	-	-
at Arizona St.	-	-	-	-	-
Okla. St.	-	-	-	-	-
at Kansas St.	-	-	-	-	-
BYU	-	-	-	-	-
UCF	-	-	-	-	-
at W Virginia	-	-	-	-	-

THE LAST TIME...

TEXAS TECH ...

Defeated a ranked opponent at home
vs. #22 Texas (2022)
Defeated a ranked opponent on the road
at #10 Iowa State (2024)
Won a game scoring 14 points or less
at Iowa State, 14-10 (2022)
Scored 70+ points
77, vs. Lamar (2018)
Scored 60+ points
67, vs. Arkansas-Pine Bluff (2025)
Won by 50+ points
60 pts, defeated Arkansas-Pine Bluff, 67-7 (2025)
Shutout Opponent
vs. Lamar, 77-0 (2018)
Shutout Opponent in first half / Shutout Big 12 Opp. in 1H
vs. Arkansas Pine-Bluff (2025) / at #16 Kansas (2023)
Shutout Opponent in second half
vs. Houston (2023)
Was Shutout by an Opponent
vs. Oklahoma State (2021)
Was Shutout by an Opponent in first half
vs. Oklahoma State (2021)
Was Shutout by an Opponent in second half
at #7 Texas (2023)
Ran 100 or plays
103, vs. West Virginia (2022)
Rushed for over 400 yards
453, vs. Louisiana-Lafayette (1997)
Passed for over 700 yards
734, vs. #16 Oklahoma (2016)
Passed for over 600 yards
605, vs. Houston (2018)
Passed for 7+ TDs
8, vs. Kansas (2016)
Passed for 6+ TDs
6, vs. Arkansas-Pine Bluff (2025)
Passed for 5+ TDs
5, vs. Abilene Christian (2024)
Had over 700 yards in total offense
704, vs. Houston (2018)
Had over 600 yards in total offense
608, vs. Arkansas-Pine Bluff (2025)
Had over 400 yards in the first half
415, vs. North Texas (2024)
Recorded a safety
vs. Arkansas (2024) - Issac Smith sack (loss of 2 yds)
Scored 2-point conversion
vs. West Virginia (2024) - Jalin Conyers rush
Forced 6 turnovers
7, vs. Nebraska (2004)
Forced 5 turnovers
5, vs. Ole Miss (2022)
Forced 0 turnovers
0, vs. Colorado (2024)
Returned two Interceptions for touchdowns
vs. Oklahoma State (2000)
Intercepted at least 4 passes
4, vs. Houston (2021)
Had zero TFLs in a game
0, vs. Baylor (2024)
Had zero Punts in a game
0, vs. Arkansas-Pine Bluff (2025)
Blocked two punts in a game
at New Mexico (2010)

A TEXAS TECH INDIVIDUAL ...

Rushed for over 200 yards
DeAndre Washington, 248 yards, vs. Kansas St. (2015)
Had a run of 70+ yards
Xavier White, 70 yds, at #23 Oklahoma State (2020)
Had a run of 80+ yards
Justin Stockton, 84 yds, at Houston (2017)
Rushed for 5+ TDs
James Gray, 5, vs. Rice (1989)
Rushed for 4+ TDs
Ta'Zawn Henry, 4, vs. Houston (2018)
Two players rushed for 100 yards
Cam'Ron Valdez (111 yards), Tahj Brooks (102 yards), vs. Houston (2023)
A quarterback rushed for 100 yards
Tyler Shough, 101 yards, vs. #13 Oregon (2023)
Three quarterbacks had at least 1 passing Touchdown
Morton, Hammond, Griffis, vs. Ark.-Pine Bluff (2025)
Three 100-yard receivers
Grant (155), Marquez (130), Washington (107), vs. #5 Baylor (2014)
Six players caught a TD
Giles (2), Coutee (2), Batson (1), Lauderdale (1), Willies (1), Cantrell (1), vs. Kansas (2016)
Passed for 400-499 yards
Behren Morton, 401, at Oklahoma State (2024)
Passed for 500-699 yards
Alan Bowman, 605, vs. Houston (2018)
Passed for 700+ yards
Patrick Mahomes II, 734, vs. #16 Oklahoma (2016)
Passed for 5 TDs
Behren Morton, 5, vs. Abilene Christian (2024)
Passed for 6 TDs
Nic Shimonek, 6, vs. Arizona State (2017)
Passed for 7 TDs
Seth Doege, 7, at #21 TCU (2012)
Passed for 8 TDs
B.J. Symons, 8, vs. Texas A&M (2003)
Wide receiver threw a TD pass
Coy Eakin, 20 yds to JohnCarlos Miller II at Washington State (2024)
Tight End threw a TD pass
Jalin Conyers, 20 yds to Caleb Douglas vs. Baylor (2024)
Had 60-69 pass attempts
Behren Morton, 62, at #7 Oklahoma State (2022)
Had 70+ pass attempts
Patrick Mahomes II, 88, vs. #16 Oklahoma (2016)
Had 50+ pass completions
Patrick Mahomes II, 52, vs. #16 Oklahoma (2016)
Had 10+ receptions
Josh Kelly, 10, vs. Arizona State (2024)
Had 15+ receptions
Jace Amaro, 15, vs. #12 Oklahoma State (2013)
Had a reception of 80+ yards
Dalton Rigdon, 81 yards, at West Virginia (2019)
Had a reception of 90+ yards
Jakeem Grant, 90 yards, vs. #12 Oklahoma State (2015)
Had over 200 yards receiving
Antoine Wesley, 261, vs. Houston (2018)
Had 4 TD receptions
Derek Dorris, 4, at Kansas (2000)
Had 3 TD receptions
Caleb Douglas, 3, vs. Baylor (2024)
Tight end caught 2 TDs
Jalin Conyers, vs. Colorado (11/9/2024)
Had 100-yard rusher & 100-yard receiver
vs. Arkansas (2024)
J'Koby Williams (123 RUSH), Caleb Douglas (115 REC)
Had 300-yd passer, 100-yd rusher & 100-yd receiver
vs. West Virginia (2024)
Behren Morton (359 PASS), Tahj Brooks (188 RUSH)
Josh Kelly (150 REC)

A TEXAS TECH INDIVIDUAL ...

Recorded a 20+ tackle game
Lawrence Flugence, 23, at #12 Ohio State (2002)
Recorded a 15+ tackle game
Jacob Rodriguez, 17, vs. Colorado (2024)
Recorded 5.0 TFLs
Dorian Pitts, 5, vs. Oklahoma State (2000)
Recorded 4.0 Sacks
Jordyn Brooks, 4.0, vs. #21 Oklahoma State (2019)
Recorded 5 pass breakups
Rayshad Williams, 5, at #7 Oklahoma State (2022)
Forced 2 fumbles, game
Steve Linton, 2, at Baylor (2023)
Returned a fumble for a touchdown
at Oklahoma State (2024), Jacob Rodriguez, 0 yards
Intercepted 3 passes, game
Darcel McBath, 3, at #19 Kansas (2008)
Intercepted 2 passes, game
Dadrión Taylor-Demerson, 2, vs. TCU (2023)
Intercepted passes in back-to-back games
Chapman Lewis, at WSU (1), vs. UNT (1) (2024)
Intercepted pass by a Defensive Linemen
Quincy Ledet Jr., at Arizona (2024)
Returned an Interception for a touchdown
A.J. McCarty (2024), vs. Cincinnati, 51 yards
Kicked 4 field goals
Jonathan Garibay, 4-for-4, vs. Baylor (2020)
Kicked 50+ FG
Gino Garcia, 53 yds, vs. Colorado (2024)
Kicked 55+ FG
Gino Garcia, 55 yds, vs. TCU (2023)
Kicked 60+ FG
Jonathan Garibay, 62 yds ( <i>record</i> ) vs. Iowa State (2021)
Kicked 80+ punt
Austin McNamara, 87 yards, vs. West Virginia (2020)
Kicked 70-79 punt
Austin McNamara, 70 yards, vs. Oklahoma State (2021)
Returned a kick off for a TD
Drae McCray, 100 yds, vs. Houston (2023)
Returned punt for TD
Eric Morris (86 yds), at Nevada (2008)
Scored Defensive 2-point conversion
Ben Kirkpatrick, 84 yds, vs. #15 Oklahoma (1992)
Blocked a PAT
Trevon McAlpine, at Oklahoma State (2024)
Blocked a FG in a game
Myles Cole, at Iowa State (2022)
Blocked FG return for TD
Eli Howard (block)/Zech McPhearson (return), 90 yds, at #24 Iowa State (2020)
Faked a FG for a TD
Holder Jack Burgess pitch to kicker Reese Burkhardt, 4-yd rush, at TCU (2024)
Blocked a punt
Mikal Harrison-Pilot vs. Arkansas-Pine Bluff (2025)
Returned/Recovered a blocked punt for TD
Loic Fouonji (7 yards) vs. Houston (2023)
Recovered a successful onsides kick
Coy Eakin (kicked by Reese Burkhardt) at Washington State (2024)

MEDIA INFORMATION  
COVERING THE TEXAS TECH RED RAIDERS

<b>1</b> <b>MONDAY</b> MEDIA LUNCHEON 11:30 a.m.  JOEY MCGUIRE PRESS CONFERENCE (+OC/DC) 12:30 p.m.	<b>2</b> <b>TUESDAY</b> KENNY PERRY/PLAYERS MEDIA AVAILABILITY 12:00 p.m.	<b>3</b> <b>WEDNESDAY</b> NO AVAILABILITY	<b>4</b> <b>THURSDAY</b> NO AVAILABILITY	<b>5</b> <b>FRIDAY</b> NO AVAILABILITY	<b>6</b> <b>SATURDAY</b> KENT STATE AT TEXAS TECH 11 a.m. CT Jones AT&T Stadium	<b>7</b> <b>SUNDAY</b> NO AVAILABILITY
--	---	---	--	--	--	--



**MATT DOWDY**  
Assistant A.D.  
806-928-5190  
matthew.dowdy@ttu.edu



**MATT BURKHOLDER**  
Director  
559-862-3771  
matt.burkholder@ttu.edu



**CHRIS DUARTE**  
Associate Director  
954-937-3254  
chris.duarte@ttu.edu

**TEXAS TECH ATHLETICS COMMUNICATIONS**  
East Stadium Building, Jones AT&T Stadium (Third Floor)  
Office: (806) 742-2770 • Fax: (806) 742-1970  
2508 6th Street • Lubbock, TX 79409  
www.TexasTech.com/Media



**TEXAS TECH SPORTS NETWORK**

The Texas Tech Sports Network from Learfield Sports will carry all the exciting action of Red Raider Football beginning with the season opener versus Arkansas-Pine Bluff and all the way through the bowl season. Brian Jensen (play-by-play) and John Harris (color analyst) return to the broadcast booth and will be joined on the sidelines by Chris Level (sidelines).

Fans outside the coverage area will once again be able to listen to Red Raider games live on the Internet through TexasTech+. By logging onto www.TexasTech.com, live play-by-play of Texas Tech Football is just a click away. The games also are carried on Sirius/XM Satellite Radio (channel varies).

All games will also be available on the Varsity Network App, available for download in your iTunes or Android store.

**CREDENTIAL REQUESTS**

Please direct all credential requests to the online credential portal located at [www.sportssystem.com/TexasTech](http://www.sportssystem.com/TexasTech). Confirmation of your request will be made upon review by Matt Dowdy. Credentials are limited to members of the working media who are assigned to cover Texas Tech Football. Credentials must be requested online by 5 p.m. Tuesday each week. All requests will be held for pickup until 5 p.m. Friday at the Athletics Communications office (third floor of Whitacre Athletic Center, East Stadium Building). Credentials not picked up by 5 p.m. Friday will be available at Media Will Call located on the northwest side of Jones AT&T Stadium.

**WEEKLY MEDIA LUNCHEON**

During the season, Texas Tech head coach Joey McGuire will host a weekly media luncheon inside the South End Zone, on the field club level. The event will be held each Monday during the regular season, excluding the bye week. McGuire will be joined each week by defensive coordinator Tim DeRuyter and offensive coordinator Zach Kittley. Lunch will be served at 11:30 a.m. each Monday followed by a 12:30 p.m. press conference.

**WEEKLY AVAILABILITY SCHEDULE**

In addition to the Monday press conference, select student-athletes will be available prior to practices each Tuesday inside the Sports Performance Center. Associate Coach Kenny Perry will speak first each Tuesday, followed by select players. All specific student-athlete requests should be submitted by 10 a.m. Monday each week during the season.

**INTERVIEW REQUESTS**

Please direct all interview requests for head coach Joey McGuire to Matt Dowdy; members of the Texas Tech coaching staff and student-athletes to Matt Dowdy or Matt Burkholder. Contacting student-athletes or coaches directly through text message or social media is strictly prohibited and could result in loss of credentials.

**USE OF TEXAS TECH PHOTOGRAPHY**

The use of Texas Tech photos is prohibited without prior approval from the athletics communications office. Texas Tech does not grant permission for use of its photos for social media content purposes. Texas Tech will provide courtesy headshots and action shots upon requests for editorial purposes.

**VIDEO HIGHLIGHTS/NEWS CONFERENCE**

Video from news conferences and games will be available to the media via YouTube. Broadcast quality video footage (game highlights, post-practice interviews, post-game interviews, etc) are available by request through the athletics communications office.

**PHOTO REQUESTS**

Please submit your requests to Chris Duarte.

**COLLEGEPRESSBOX.COM**

Collegepressbox is the official media website for Division I football. Access and download game notes, quotes, statistics, media guides, headshots, logos and more for all FBS schools, conferences, postseason games, awards and the College Football Playoff. For access, please register for an account at [collegepressbox.com/register](http://collegepressbox.com/register).

**LIVE STREAMING**

Live video streaming of any Texas Tech Athletics event, including news conferences, on ANY social media platform is strictly prohibited without prior approval from the athletics communications office.

**USE OF AUDIO/VIDEO**

Any media entity collecting any sort of "video or audio materials" (film, traditional video or audio, digital video or audio, photos, etc.) from Texas Tech University Athletics game events or press conference/media events may use that material only for traditional television newscasts, web-based or print coverage, or other electronic transmission as approved by the University in writing, with a limitation of up to three (3) minutes in length from any single event. Such media entity may not offer any live video, audio or other coverage of the event without the advance, written permission of Texas Tech University Athletics. This policy includes all games, matches and events involving any of Texas Tech's athletic programs. It includes all media events -- press conferences, pre/post-practice interviews and pre/post-game interviews. An exception would be a one-on one interview arranged through the Texas Tech Athletics Communications office with a Texas Tech, coach, athlete or administrator.

**2025 RED RAIDER FOOTBALL AFFILIATES**

CITY	STATION	FREQUENCY
Abilene/Haskell	KVRP-FM	97.1
Amarillo	KVWE-FM	102.9
Andrews	KACT-FM	105.5
Artesia, N.M.	KSVP-AM	990
Artesia, N.M.	KSVP-FM	93.7
Big Spring	KBST-FM	95.7
Big Spring	KBST-FM	103.9
Big Spring	KBST-AM	1490
Brownwood	KQBZ-FM	96.9
Dumas	KDDD-FM	95.3
Hereford	KPAN-FM	106.3
Hereford	KPAN-AM	860
Hobbs, N.M.	KEJL-AM	1110
Hobbs, N.M.	KEJL-FM	100.5
Lampasas	KCYL-AM	1450
Llano	KITY-FM	102.9
Lubbock	KJTV-FM	100.7
Lubbock	KJTV-AM	950
Lubbock	KTTU-FM	97.3
Lubbock	KXTQ-FM	106.5
Odessa-Midland	KNFM-FM	92.3
San Angelo	KNRX-FM	96.5
Seminole	KSEM-FM	106.3
Tyler	KTBB-FM	97.5
Waco	KWBT-HD2	94.5

**SATELLITE RADIO**

Sirius XM Radio	Ch. 952 (home call)
XM App	Ch. 106 or 198
Varsity App	Search "Texas Tech"

